

Takeuchi

TB68S

LOADED ENGINE

DIESEL ENGINE

MODEL

SD334

PARTS CATALOG

TAKEUCHI MFG. CO., LTD.
205-3, UADAIRA, SAKAKI-MACHI,
HANISHINA-GUN, NAGANO 389-07,
JAPAN

1998

1999


2000

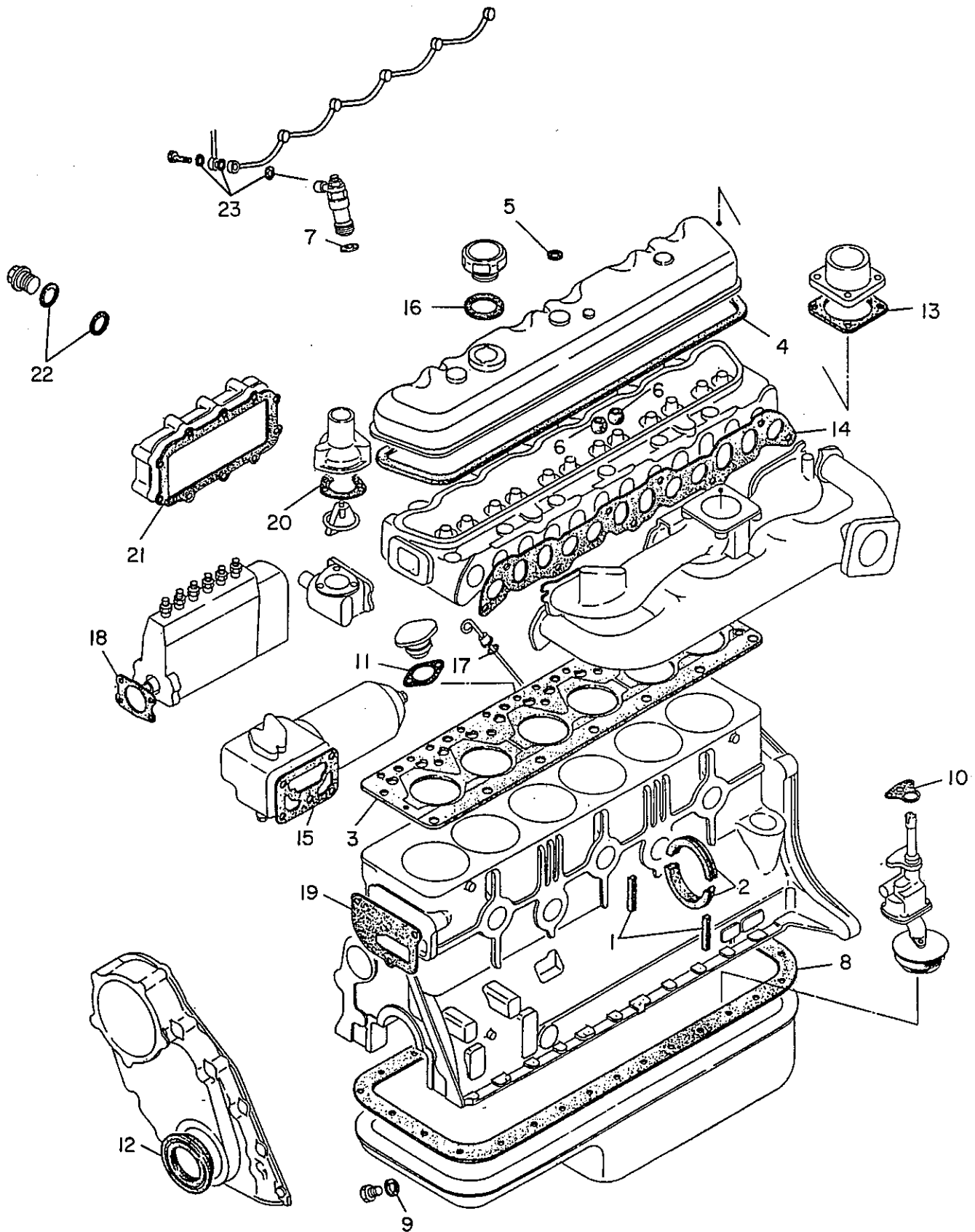
2001

2002

2003

2004





KEY NO. 1 - 23 ENGINE OVERHAUL KIT

OVERHAUL KIT-ENGINE

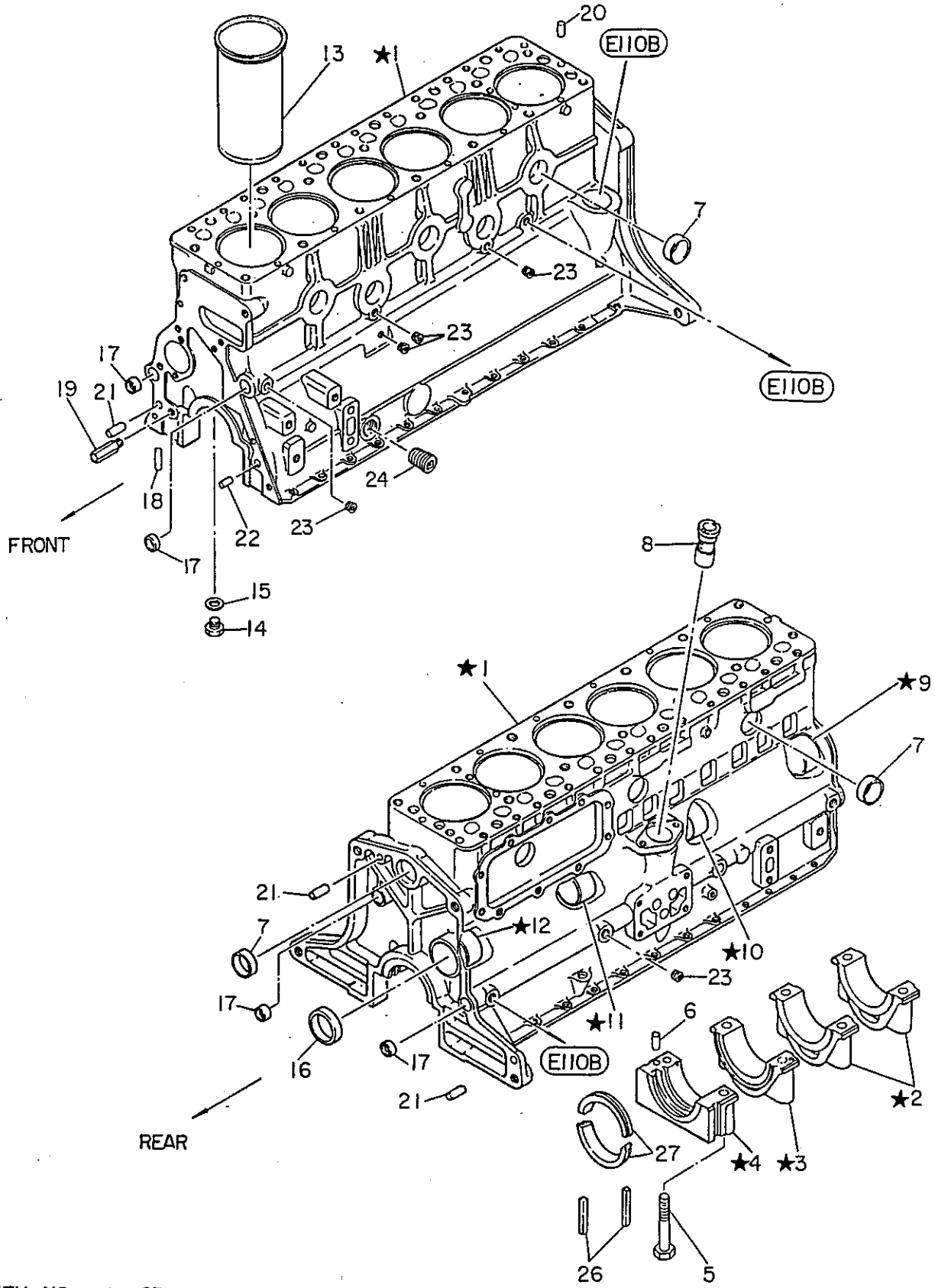
FIG.E100A

Key-No.	Description 部品名称	C O D E	Part Number 部品番号	Quantity Per Section 個数及び適用	I N T	Execution (E/#)
1- 23	OVERHAUL KIT-ENGINE	*	10101-29225	1		
1	SEAL-OIL (BEARING CAP)	K	12289-14600	2		
2	SEAL-OIL (BEARING CAP)	K	12279-76200	2		
3	GASKET (CYLINDER HEAD	K	11044-C8600	1		
4	GASKET (CYLINDER HEAD	K	13270-61502	1		
5	WASHER-SEAL (CYLINDER HEAD)	K	15266-76200	3		
6	SEAL-STEM (VALVE MECHANISM)	K	13207-C8700	12		
7	GASKET (PIPING-FUEL)	K	16635-J2000	6		
8	GASKET (PAN-OIL)	K	11121-C7800	1		
9	WASHER (PAN-OIL)	K	11026-61000	1		
10	GASKET (PAN-OIL)	K	15066-90007	1		
11	GASKET (SPINDLE SUPPORT)	K	22179-90001	1		
12	SEAL-OIL (COVER-FRONT)	K	13043-T7200	1		
13	GASKET (HOUSING-AIR INT.)	K	14327-37500	1		
14	GASKET (MANIFORD-EXHAUST)	K	14035-90000	1		
15	GASKET (FILTER-OIL)	K	15239-V1700	1		
16	GASKET (FILLER CAP)	K	15270-96001	1		
17	RING-RUBBER (PAN-OIL)	K	15147-37500	1		
18	GASKET (PUMP-FUEL INJ.)	K	16701-37504	1		
19	GASKET (PUMP-WATER)	K	21074-37502	1		
20	GASKET (COOLING-WATER)	K	11062- 76200 L6600	1		
21	GASKET (COOLER-OIL)	K	21307-61520	1		
22	GASKET (COOLER-OIL)	K	21331-76201	2		
23	GASKET (PIPING-FUEL)	K	01351-21084	13		

L6000 訂正 58,
11062-76200 通知 2/11.

FIG. E110A

CYLINDER BLOCK



KEY NO. 1-23 CYLINDER BLOCK ASS'Y
 KEY NO. 9-12 BUSHING SET

★印は非販売部品です。
 各々のASS'Yにて御注文下さい。

NOTE: The Mark ★ shown in the Key No. of the figure is not for sale individually. Please place an order as each Assembly.

CYLINDER BLOCK

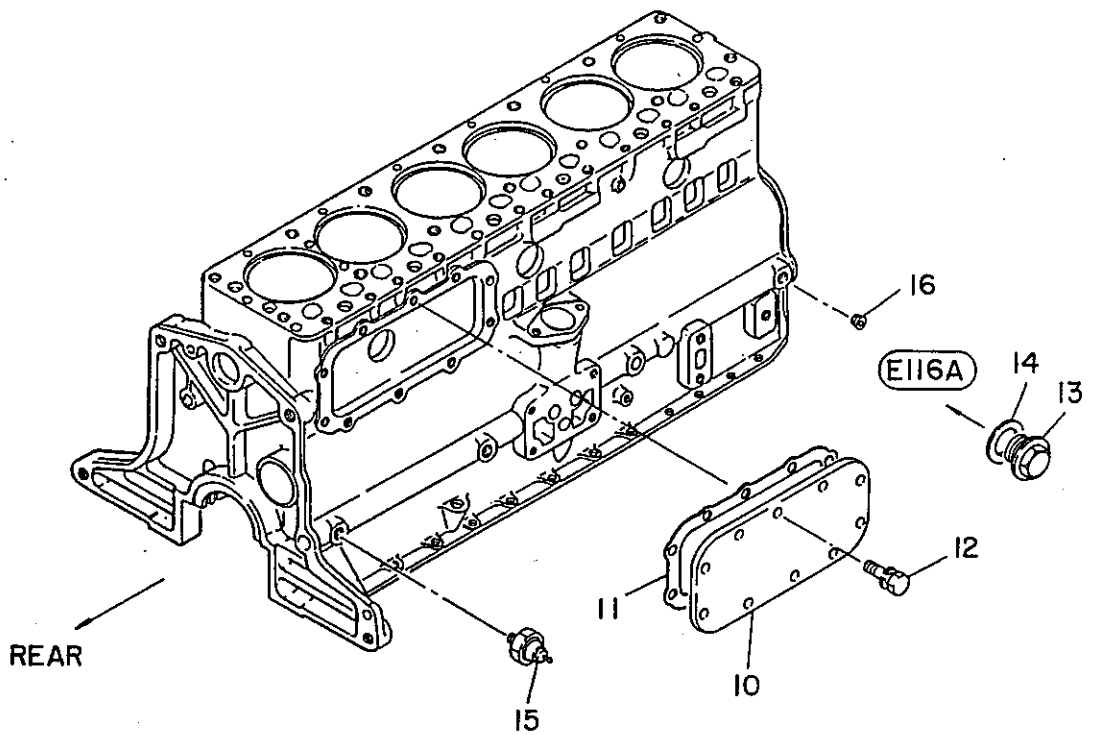
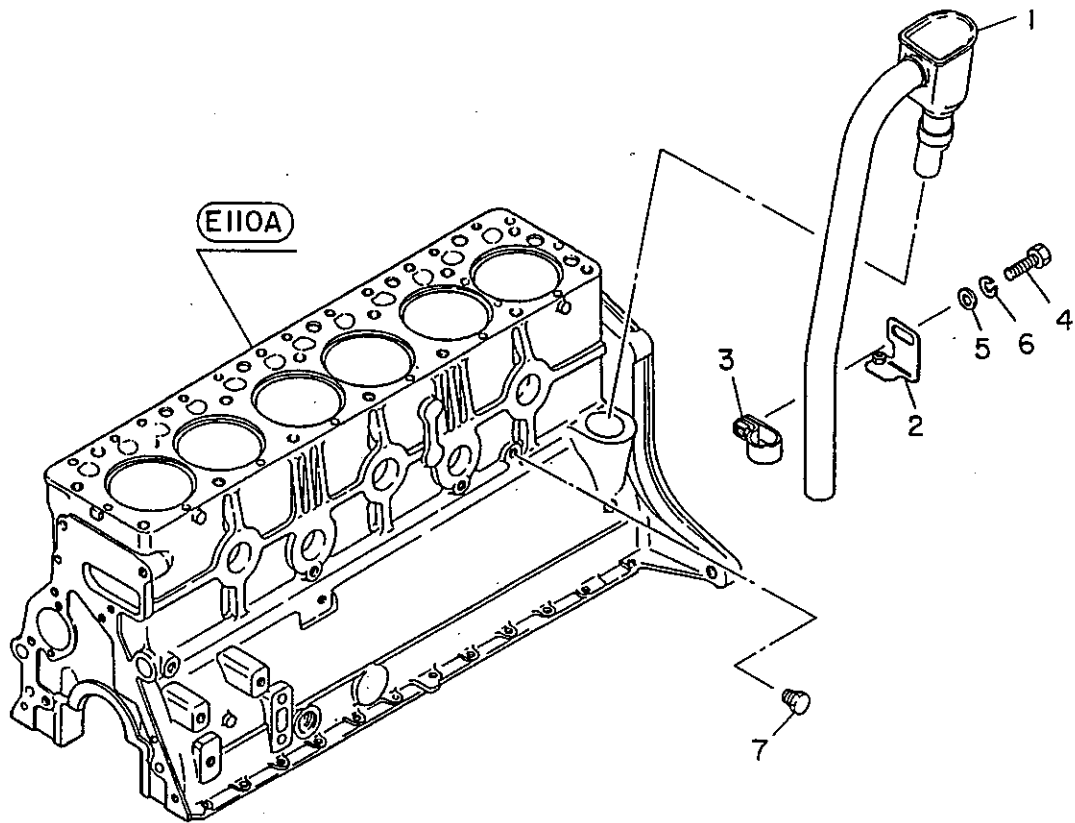
FIG.E110A

Key-No.	Description 部品名称	C O D E	Part Number 部品番号	Quantity Per Section 個数及び適用												I N T	Execution (E/#)
1- 23	BLOCK ASSY	*	11009-90103	1
5	BOLT-BEARING CAP		12293-37501	8
6	PIN-STRAIGHT		01522-05104	1
7	PLUG-WELCH		01648-00084	9
8	BUSHING-OIL PUMP		15042-90001	1
9- 12	BUSHING SET-CAM		13002-90010	1
13	LINER-CYLINDER		11012-76200	6
14	PLUG		12123-90001	6
15	GASKET		01351-22124	6
16	PLUG-WELCH		11019-90002	1
17	PLUG-WELCH		00933-11800	4
18	PLUG-BLIND		00933-20650	1
19	JET-OIL		13081-76201	1
20	PIN-STRAIGHT		09929-51400	2
21	DOWEL-CYLINDER		30412-P5100	3
22	DOWEL-CYLINDER	*	11018-L1800	1
23	PLUG		01642-02114	5
24	PLUG		00931-20610	1
26	SEAL-OIL	K	12289-14600	2
27	SEAL-OIL	K	12279-76200	2

FIG. E110B

CYLINDER BLOCK (FITTING PARTS)

ILLUST TYPE



★印は非販売部品です。
各々のASS'Yにて御注文下さい。

NOTE: The Mark ★ shown in the Key No. of the figure is not for sale individually. Please place an order as each Assembly.

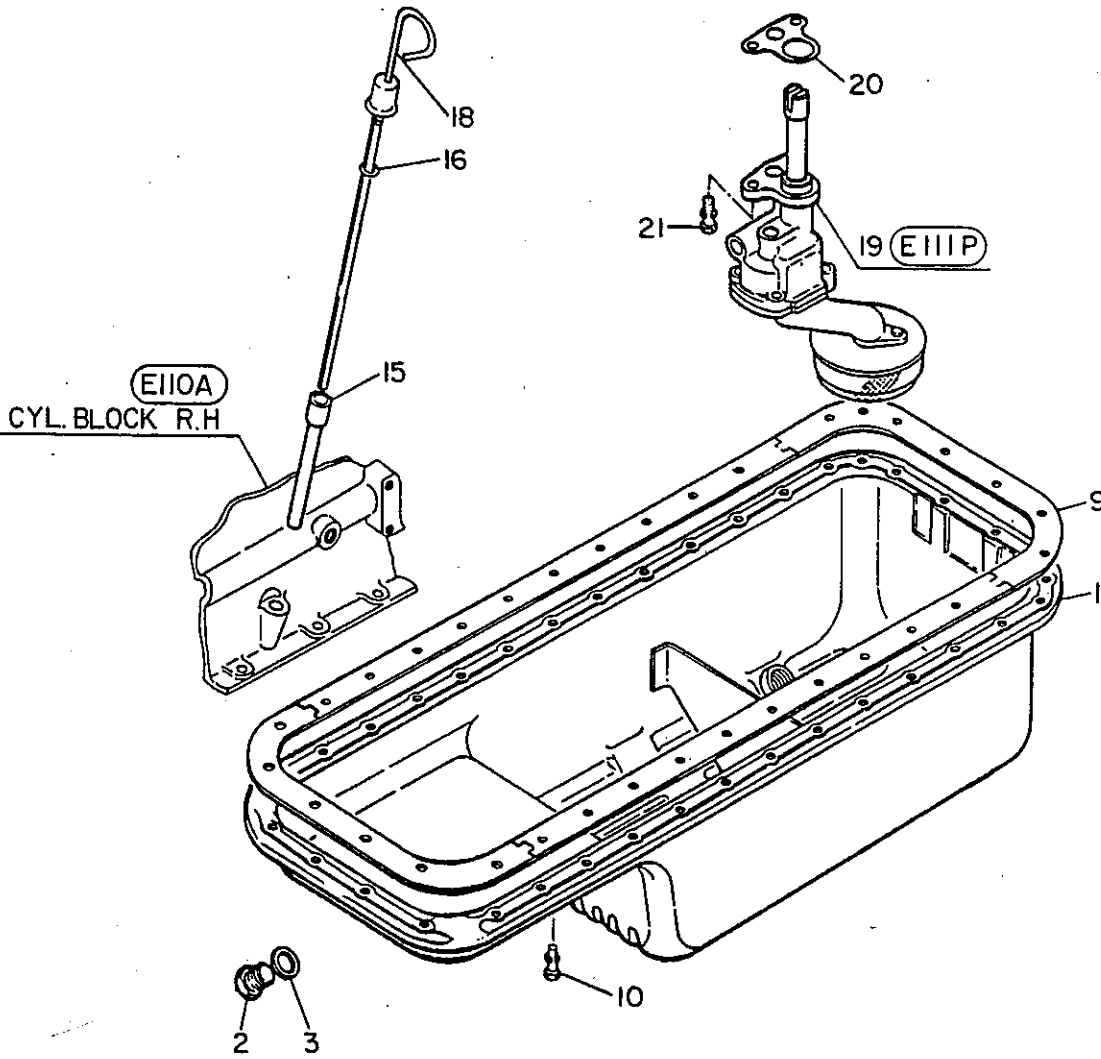
CYLINDER BLOCK (FITTING PARTS)

FIG. E1108

Key-No.	Description 部品名称	C O D E	Part Number 部品番号	Quantity Per Section 個数及び適用												I N T	Execution (E/#)
1	BREATHER		15262-90060	1
2	BRACKET-BREATHER		21219-90209	1
3	CLAMP		21070-90005	1
4	BOLT		08110-82010	1
5	WASHER-PLAIN		08915-43810	1
6	WASHER-SPRING		08915-13810	1
7	PLUG-TPR THD		08931-30410	1
10	COVER-BLOCK		21310-90009	1
11	GASKET	K	21307-61520	1
12	BOLT,W/WASHER		08110-82062	10
13	PLUG		17307-76201	1
14	GASKET	K	21331-76201	1
15	SWITCH ASSY-OIL		25240-89902	1
16	PLUG-SCREW		01642-02114	1

FIG. E111A

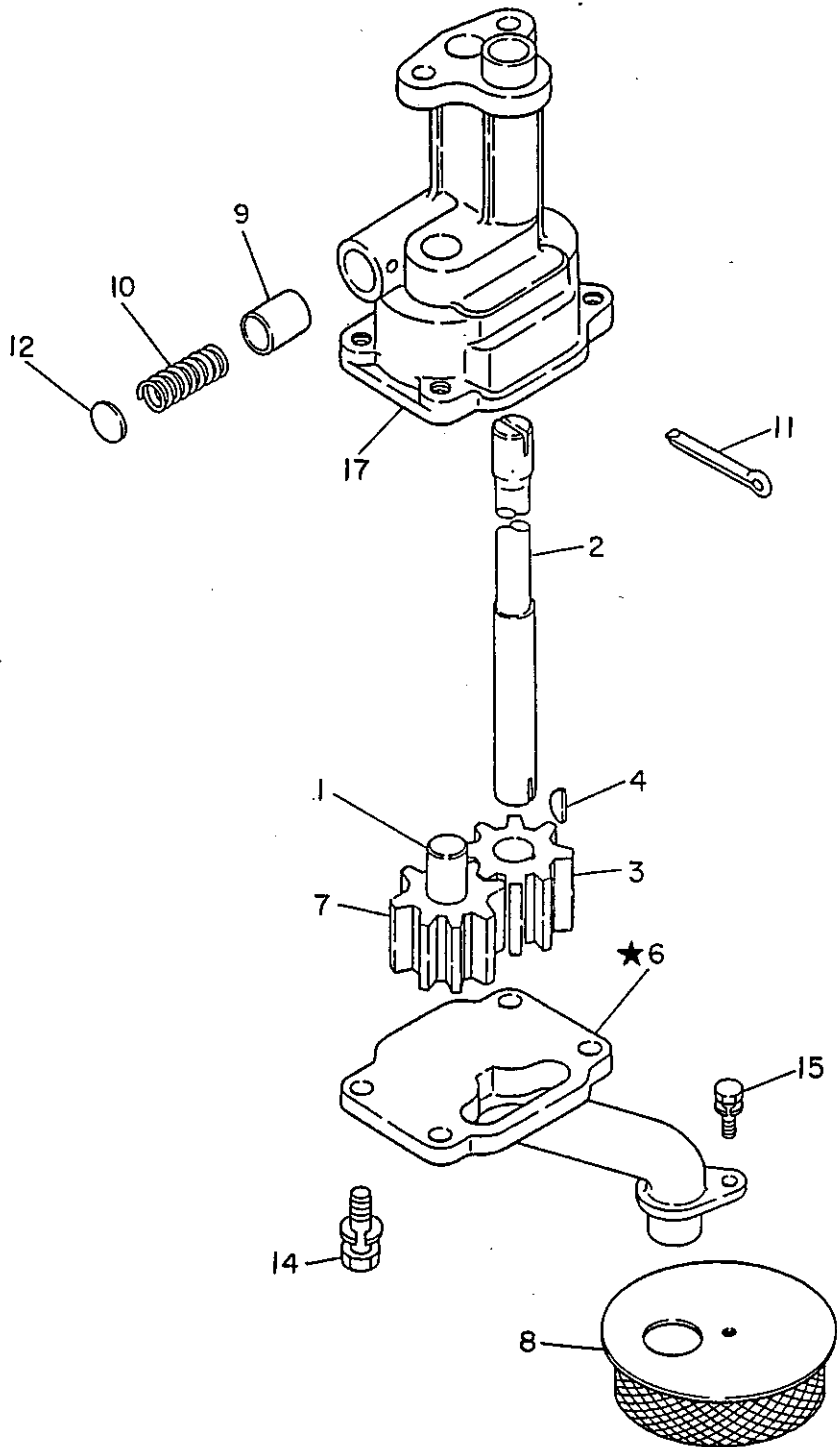
PAN-OIL



★印は非販売部品です。
 各々のASS'Yにて御注文下さい。

NOTE: The Mark ★ shown in the Key No. of the figure is not for sale individually. Please place an order as each Assembly.

Key-No.	Description 部品名称	C O D E	Part Number 部品番号	Quantity Per Section 個数及び適用												I N T	Execution (E/#)
1	PAN ASSY-OIL		11110-90806	1
2	PLUG-DRAIN		11128-69200	1
3	WASHER	K	11026-61000	1
9	GASKET	K	11121-C7800	1
10	BOLT,W/WASHER		08120-61228	34
15	GUIDE ASSY		15150-90002	1
16	RING-RUBBER	K	15147-37500	1
18	GAUGE-OIL LEVEL		15140-90064	1
19	PUMP ASSY-OIL (INNER PARTS E111P)		15010-90063	1
20	GASKET-OIL PUMP	K	15066-90007	1
21	BOLT,W/WASHER		08120-82028	2



KEY NO. 1 - 17 OIL PUMP ASS'Y

★印は非販売部品です。
各々のASS'Yにて御注文下さい。

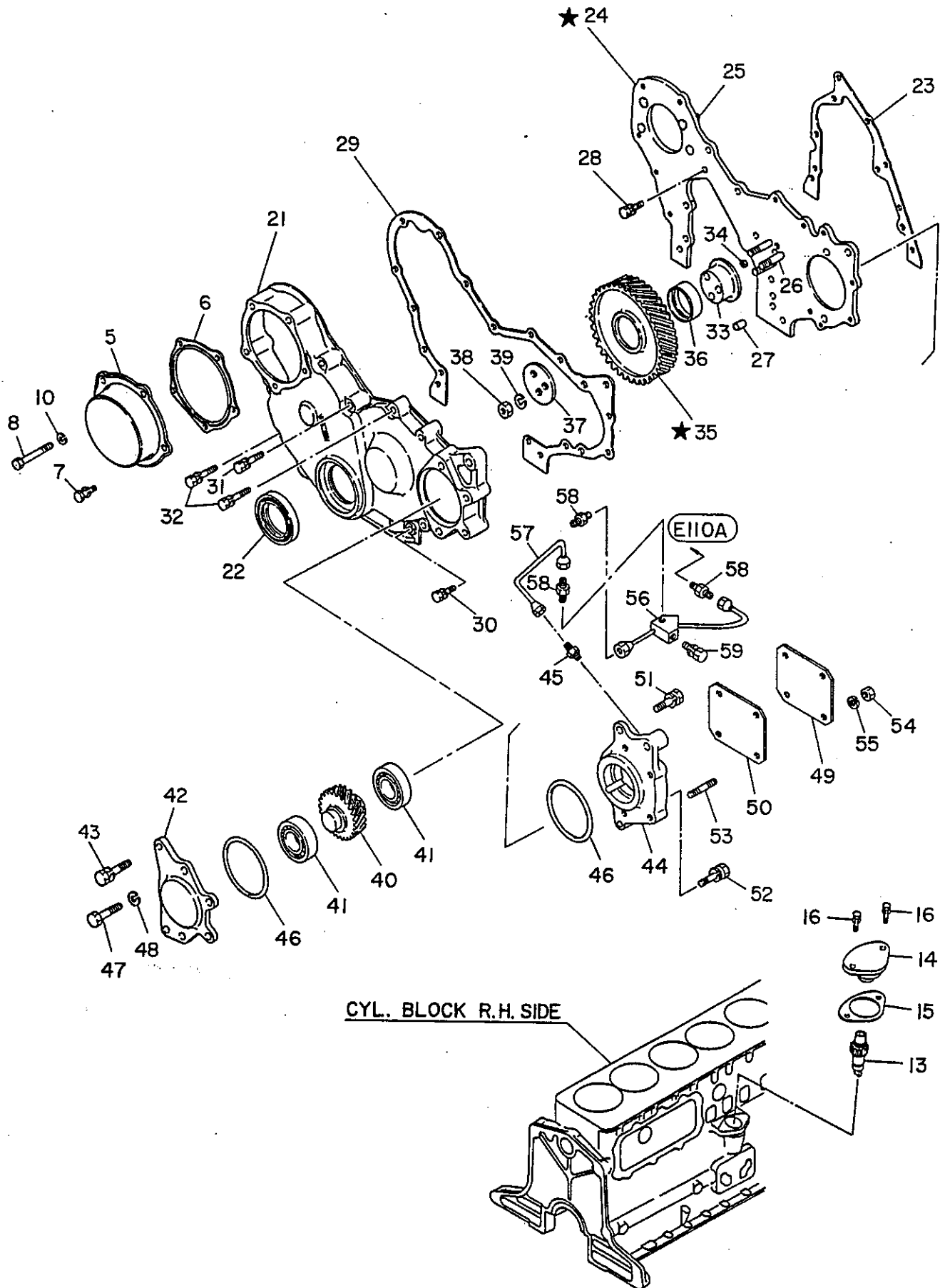
NOTE: The Mark ★ shown in the Key No. of the figure is not for sale individually. Please place an order as each Assembly.

PUMP-OIL (INNER PARTS)

FIG.E111P

Key-No.	Description 部品名称	C O D E	Part Number 部品番号	Quantity Per Section 個数及び適用												I N T	Execution (E/#)		
1- 17	PUMP ASSY-OIL		15010-90063	1		
1	SHAFT-DRIVEN GEAR		15028-61502	1		
2	SHAFT-DRIVE		15027-C6800	1		
3	GEAR-DRIVE		15021-61503	1		
4	KEY-WOODRUFF		00926-31300	1		
7	GEAR-DRIVEN		15023-61503	1		
8	STRAINER ASSY		15050-37501	1		
9	VALVE		15132-37501	1		
10	SPRING		15133-37500	1		
11	PIN		00921-43510	1		
12	WASHER		15136-37500	1		
14	BOLT, W/WASHER		08120-82028	4		
15	BOLT,W/WASHER		08120-61628	1		
17	BODY		15012-C6800	1		





CYL. BLOCK R.H. SIDE

KEY NO. 24 - 26 FRONT PLATE ASS'Y
 KEY NO. 35 - 36 IDLER GEAR ASS'Y

PAGE

★印は非販売部品です。
 各々のASS'Yにて御注文下さい。


NOTE: The Mark ★ shown in the Key No. of the figure is not for sale individually. Please place an order as each Assembly.

COVER-FRONT

FIG.E115A

Key-No.	Description 部品名称	C O D E	Part Number 部品番号	Quantity Per Section 個数及び適用												I N T	Execution (E/#)
5	COVER-GEAR		13036-34W00	1
6	GASKET-COVER		13044-Y5201	1
7	BOLT,W/WASHER		08110-81662	2
8	BOLT		08110-86540	3
10	WASHER-SPRING		08915-13810	3
13	SPINDLE ASSY		15040-90003	1
14	SUPPORT-SPINDLE		22178-90004	1
15	GASKET-SPINDLE	K	22179-90001	1
16	BOLT,W/WASHER		08120-61628	2
21	CASE-GEAR	*	13034-90013	1
22	SEAL-OIL	K	13043-T7200	1
23	GASKET	K	13037-90002	1
24-26	PLATE ASSY	*	13031-90006	1
25	BOLT-INJECTION		16702-37501	4
26	BOLT-FRPLATE	*	13020-L1801	3
27	DOWEL-CYL	*	30412-73000	1
28	BOLT,W/WASHER		08110-82062	4
29	GASKET	*	13041-L2501	1
30	BOLT,W/WASHER		08110-83062	2
31	BOLT,W/WASHER		08110-85562	2
32	BOLT,W/WASHER		08110-84562	3
33	SHAFT-IDLER GEAR	*	13016-L1803	1
34	RING-RUBBER	*	11047-Y1400	1
35. 36	GEAR ASSY-IDLER	*	13012-L1801	1
36	BUSHING	*	13015-L1801	1
37	PLATE	*	13011-L1802	1
38	NUT		08911-14010	3
39	WASHER-SPRING		08915-14010	3
40	GEAR-DRIVE	*	13018-L1802	1
41	BEARING-BALL		33322-90000	2
42	ADAPTOR	*	13038-L2501	1
43	BOLT,W/WASHER		08110-85562	4





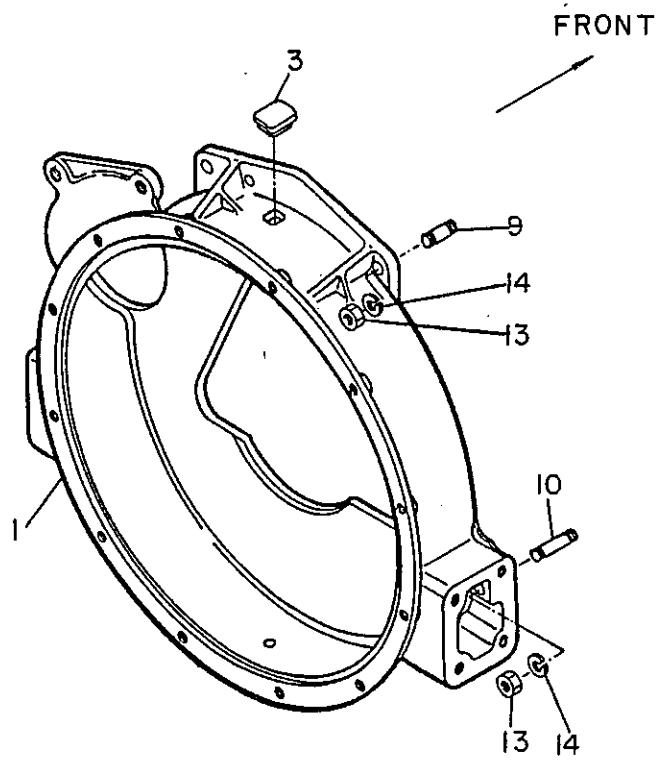
COVER-FRONT

FIG.E115A

Key-No.	Description 部品名称	C O D E	Part Number 部品番号	Quantity Per Section 個数及び適用													I N T	Execution (E/#)										
44	ADAPTER-OIL PUMP	*	11931-90001	1		
45	CONNECTOR	*	11025-L1800	1		
46	RING-RUBBER	*	69170-L1400	2		
47	BOLT		08121-07010	2		
48	WASHER-SPRING		08915-14010	2		
49	COVER	*	13040-90001	1		
50	GASKET	*	15066-90008	1		
51	BOLT,W/WASHER		08110-82062	1		
52	BOLT,W/WASHER		08110-62062	1		
53	STUD		08223-82510	4		
54	NUT		08911-20810	4		
55	WASHER-SPRING		08915-13810	4		
56	TUBE-OIL	*	11935-L1801	1		
57	TUBE-OIL	*	11936-90000	1		
58	CONNECTOR		08712-14000	3		
59	BOLT,W/WASHER		08110-81622	1		

FIG. E115J

HOUSING-FLYWHEEL



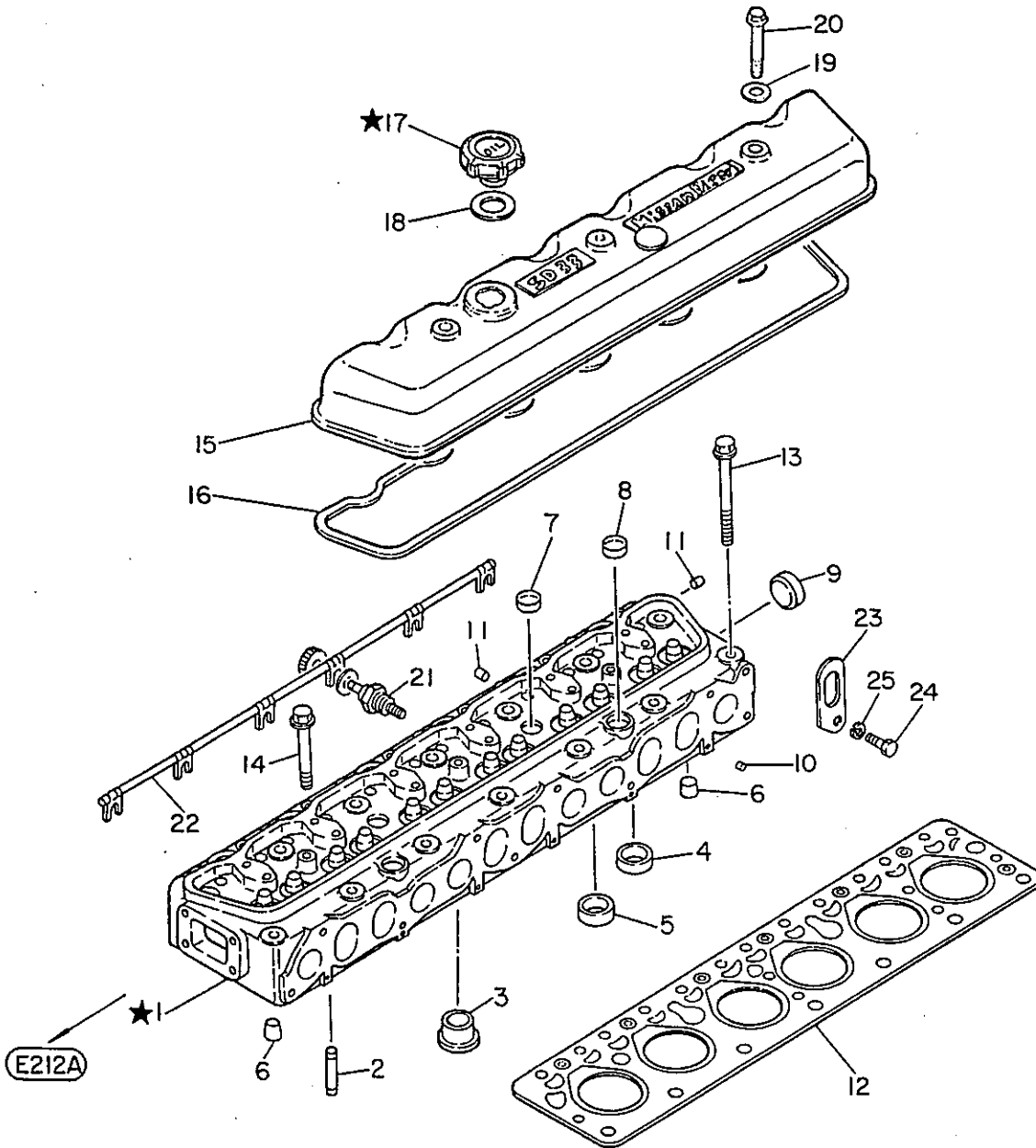
HOUSING-FLYWHEEL

FIG.E115J

Key-No.	Description 部品名称	C O D E	Part Number 部品番号	Quantity Per Section 個数及び適用													I N T	Execution (E/#)	
1	HOUSING-FLYWHEEL		12331-90400	1
3	CAP-RUBBER		12335-90002	1
9	STUD		08227-22510	2
10	STUD		08227-24010	2
13	NUT		08911-14210	4
14	WASHER-SPRING		08915-14210	4

FIG. E116A

CYLINDER HEAD



KEY NO. 1 - 9 CYLINDER HEAD ASS'Y
 KEY NO. 17 · 18 CAP ASS'Y

★印は非販売部品です。
 各々のASS'Yにて御注文下さい。

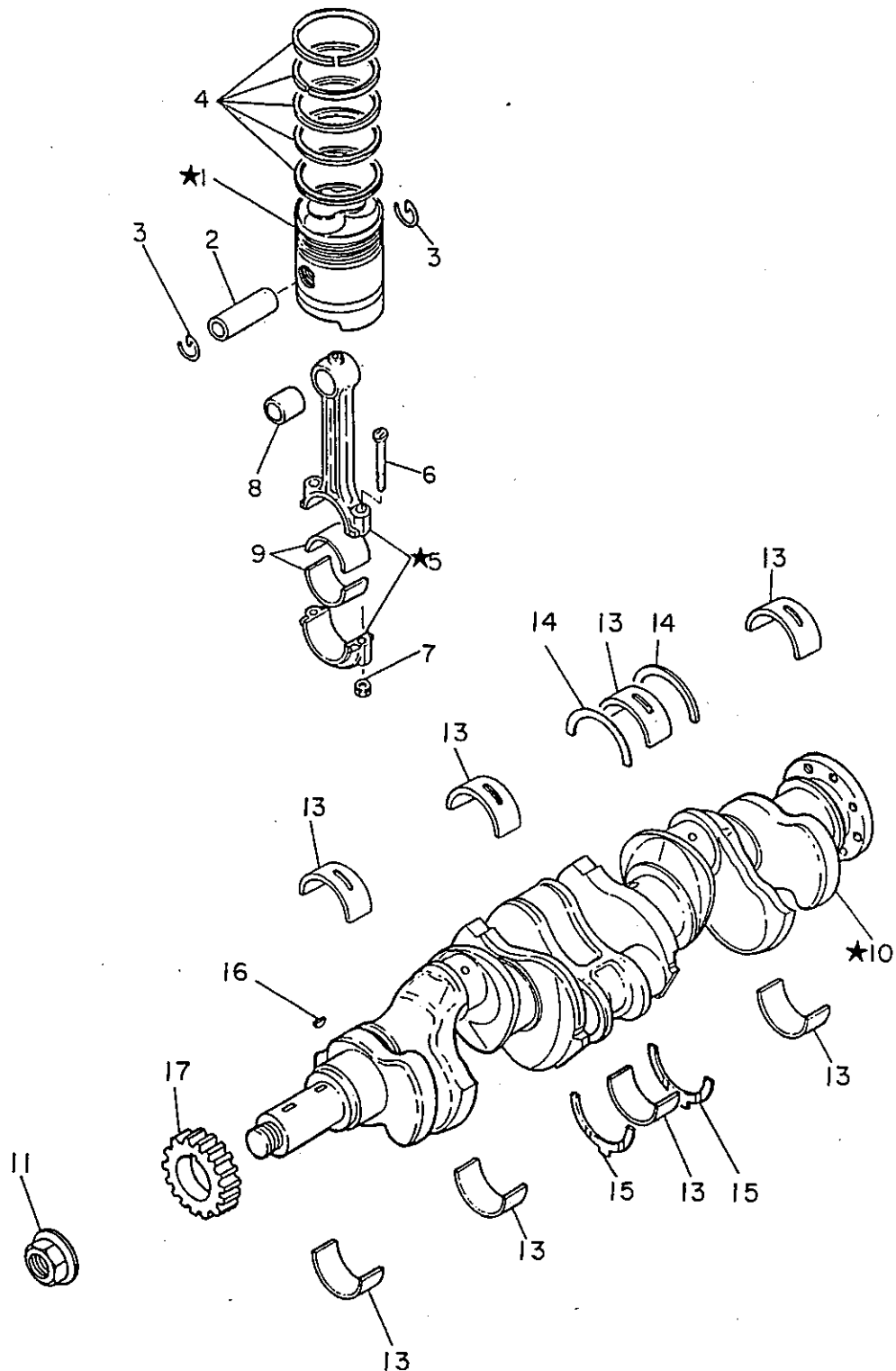
NOTE: The Mark ★ shown in the Key No. of the figure is not for sale individually. Please place an order as each Assembly.

CYLINDER HEAD

FIG.E116A

Key-No.	Description 部品名称	C O D E	Part Number 部品番号	Quantity Per Section 個数及び適用												I N T	Execution (E/#)	
1- 9	HEAD ASSY		11041-C8600	1
2	PIPE-PUSH ROD		11052-76203	12
3	CHAMBER		11076-76203	6
4	SEAT-VALVE EX (STD.SIZE)	S	13215-Y5200	6
4	SEAT-VALVE EX (O.S. 0.2)	S	13215-Y5201	6
4	SEAT-VALVE EX (O.S. 0.4)	S	13215-Y5202	6
5	SEAT-VALVE IN		13214-Y5200	6
6	PLUG-TAPER		11050-76200	2
7	PLUG-WELCH		11019-76200	2
8	PLUG-WELCH		11019-76200	2
9	PLUG-WELCH		01648-00084	1
10	PLUG-BLIND		00933-20650	6
11	PLUG-BLIND		00933-20650	2
12	GASKET ASSY	K	11044-C8600	1
13	BOLT-CYLINDER HEAD		11056-37502	14
14	BOLT-SUB		11059-76201	12
15	COVER-ROCKER		13265-90017	1
16	GASKET	K	13270-61502	1
17. 18	CAP ASSY		15253-96001	1
18	GASKET	K	15270-96001	1
19	WASHER-SEAL	K	15266-76200	3
20	BOLT		13240-37502	3
21	PLUG-GLOW (NGK MAKE)	S	11065-37507	6
21	PLUG-GLOW (JKC MAKE)	S	11065-37506	6
22	CABLE-GLOW		11086-61501	1
23	SLINGER-ENGINE		10006-37500	1
24	BOLT		08134-02010	1
25	WASHER-SPRING		08915-24010	1





- KEY NO. 1 - 3 PISTON SET
- KEY NO. 5 - 8 CONNECTING ROD ASS'Y
- KEY NO. 10 · 11 CRANKSHAFT ASS'Y


★印は非販売部品です。
各々のASS'Yにて御注文下さい。

NOTE: The Mark ★ shown in the Key No. of the figure is not for sale individually. Please place an order as each Assembly.

PISTON & CRANKSHAFT

FIG.E120A

Key-No.	Description 部品名称	C O D E	Part Number 部品番号	Quantity Per Section 個数及び適用												I N T	Execution (E/#)	
1- 3	PISTON SET (IZUMI MAKE)	S	12010-J5310	6
1- 3	PISTON SET (ATSUGI MAKE)	S	12010-J5311	6
2	PIN-PISTON		12024-37501	6
3	RING-SNAP		12032-37500	12
4	RING SET-PISTON (NPR MAKE)	S	12033-C6813	6
4	RING SET-PISTON (RIKEN MAKE)	S	12033-C6812	6
5- 8	ROD ASSY-CONN.		12100-37502	6
6	BOLT-CONN.ROD		12109-37502	12
7	NUT-CONN.ROD		12113-37501	12
8	BUSHING-CONN.		12030-37500	6
9	METAL-SHELL (STD.SIZE DIDO)	S	12117-Y5200	12
9	METAL-SHELL (O.S.0.25 DIDO)	S	12117-Y5201	12
9	METAL-SHELL (O.S.0.50 DIDO)	S	12117-Y5202	12
9	METAL-SHELL (O.S.0.75 DIDO)	S	12117-Y5203	12
9	METAL-SHELL (O.S.1.00 DIDO)	S	12117-Y5204	12
9	METAL-SHELL (STD.SIZE NDC)	S	12117-Y5210	12
9	METAL-SHELL (O.S.0.25 NDC)	S	12117-Y5211	12
9	METAL-SHELL (O.S.0.50 NDC)	S	12117-Y5212	12
9	METAL-SHELL (O.S.0.75 NDC)	S	12117-Y5213	12
9	METAL-SHELL (O.S.1.00 NDC)	S	12117-Y5214	12
10. 11	CRANKSHAFT ASSY		12200-61503	1
11	NUT-CRANKSHAFT		12309-61503	1
13	METAL SET-SHELL (STD.SIZE DIDO)	S	12207-61506	1
13	METAL SET-SHELL (U.S.0.25 DIDO)	S	12209-61506	1
13	METAL SET-SHELL (U.S.0.50 DIDO)	S	12210-61506	1
13	METAL SET-SHELL (U.S.0.75 DIDO)	S	12211-61506	1
13	METAL SET-SHELL (U.S.1.00 DIDO)	S	12212-61506	1
13	METAL SET-SHELL (STD.SIZE NDC)	S	12207-61507	1
13	METAL SET-SHELL (U.S.0.25 NDC)	S	12209-61507	1
13	METAL SET-SHELL (U.S.0.50 NDC)	S	12210-61507	1
13	METAL SET-SHELL (U.S.0.75 NDC)	S	12211-61507	1
13	METAL SET-SHELL (U.S.1.00 NDC)	S	12212-61507	1



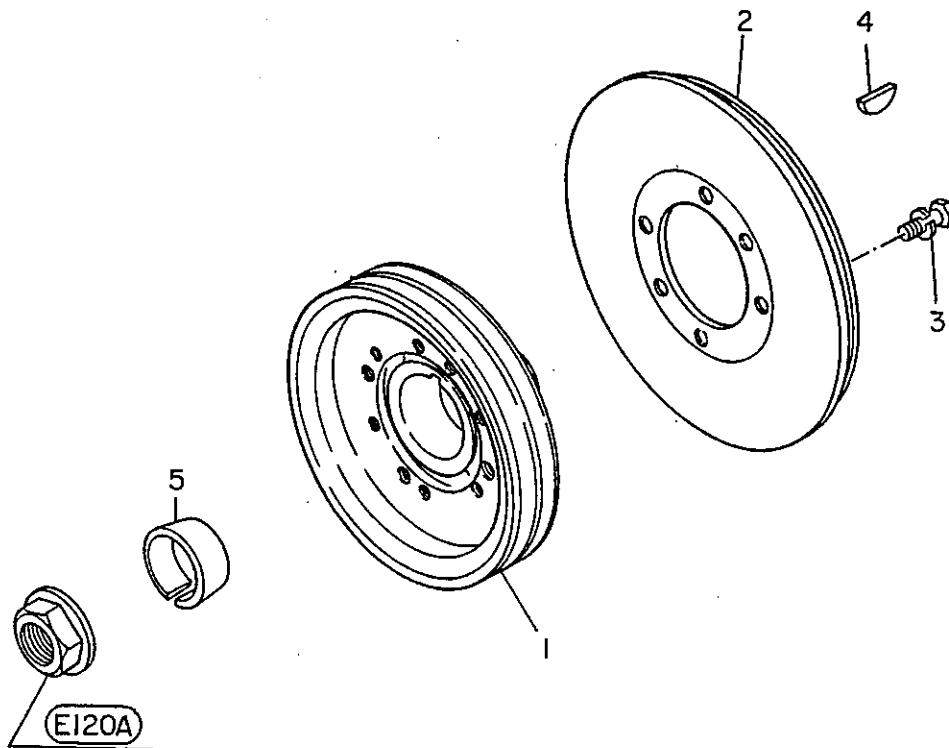
PISTON & CRANKSHAFT

FIG.E120A

Key-No.	Description 部品名称	C O D E	Part Number 部品番号	Quantity Per Section 個数及び適用												I N T	Execution (E/#)	
14	WASHER-THRUST (UPPER,A)	S	12281-37502	2
14	WASHER-THRUST (UPPER,B)	S	12281-37503	2
14	WASHER-THRUST (UPPER,C)	S	12281-37504	2
14	WASHER-THRUST (UPPER,O.S.0.20)	S	12318-37502	2
14	WASHER-THRUST (UPPER,O.S.0.40)	S	12320-37502	2
15	WASHER-THRUST (LOWER,A)	S	12280-37503	2
15	WASHER-THRUST (LOWER,B)	S	12280-37504	2
15	WASHER-THRUST (LOWER,C)	S	12280-37505	2
15	WASHER-THRUST (LOWER,O.S.0.20)	S	12319-37503	2
15	WASHER-THRUST (LOWER,O.S.0.40)	S	12321-37503	2
16	KEY		12205-76200	1
17	GEAR-CRANK		13021-37501	1

FIG. E122A

PULLEY-CRANK



KEY NO. 1 - 3 CRANK PULLEY ASS'Y

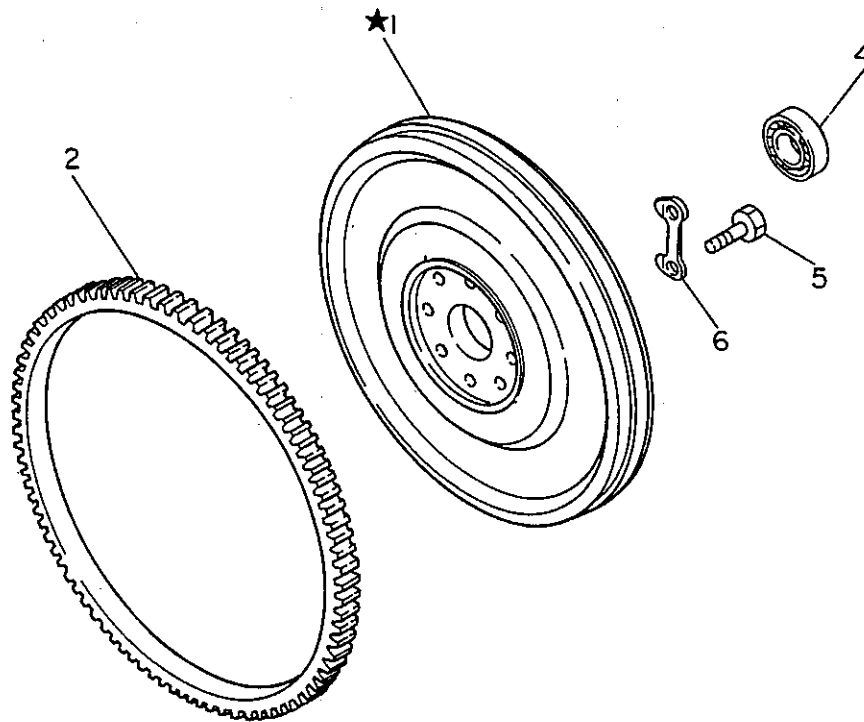
★印は非販売部品です。
各々のASS'Yにて御注文下さい。

NOTE: The Mark ★ shown in the Key No. of the figure is not for sale individually. Please place an order as each Assembly.

PULLEY-CRANK

FIG.E122A

Key-No.	Description 部品名称	C O D E	Part Number 部品番号	Quantity Per Section 個数及び適用												I N T	Execution (E/#)	
1- 3	PULLEY-ASSY		12303-90068	1
1	PULLEY-CRANK	*	12304-90070	1
2	DAMPER-CRANK		12306-61503	1
3	BOLT,W/WASHER		08120-81628	6
4	KEY-CRANK		12205-76200	1
5	BUSHING-CONE		12307-61501	1



KEY NO. 1 - 2 FLYWHEEL ASS'Y

★印は非販売部品です。
各々のASS'Yにて御注文下さい。

NOTE: The Mark ★ shown in the Key No. of the figure is not for sale individually.
Please place an order as each Assembly.

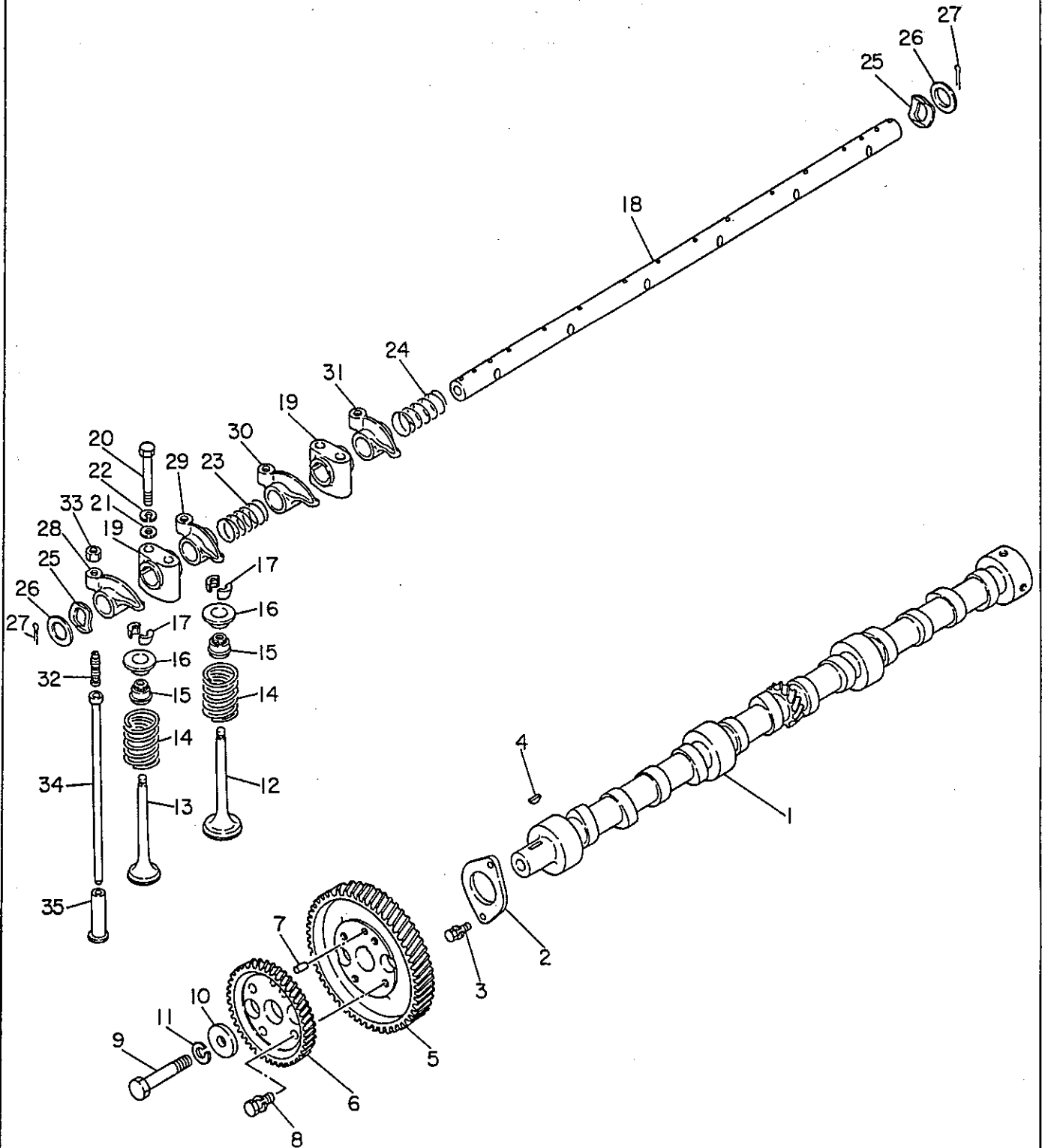
FLYWHEEL

FIG.E123A

Key-No.	Description 部品名称	C O D E	Part Number 部品番号	Quantity Per Section 個数及び適用												I N T	Execution (E/#)		
1.	2 FLYWHEEL ASSY		12310-90206	1		
	2 GEAR-RING		12312-61500	1		
	4 BEARING-BALL		13054-90000	1		
	5 BOLT-FLYWHEEL		08134-03010	8		
	6 PLATE-LOCK		12314-61500	4		


FIG. E130A

VALVE MECHANISM



★印は非販売部品です。
各々のASS'Yにて御注文下さい。

NOTE: The Mark ★ shown in the Key No. of the figure is not for sale individually. Please place an order as each Assembly.

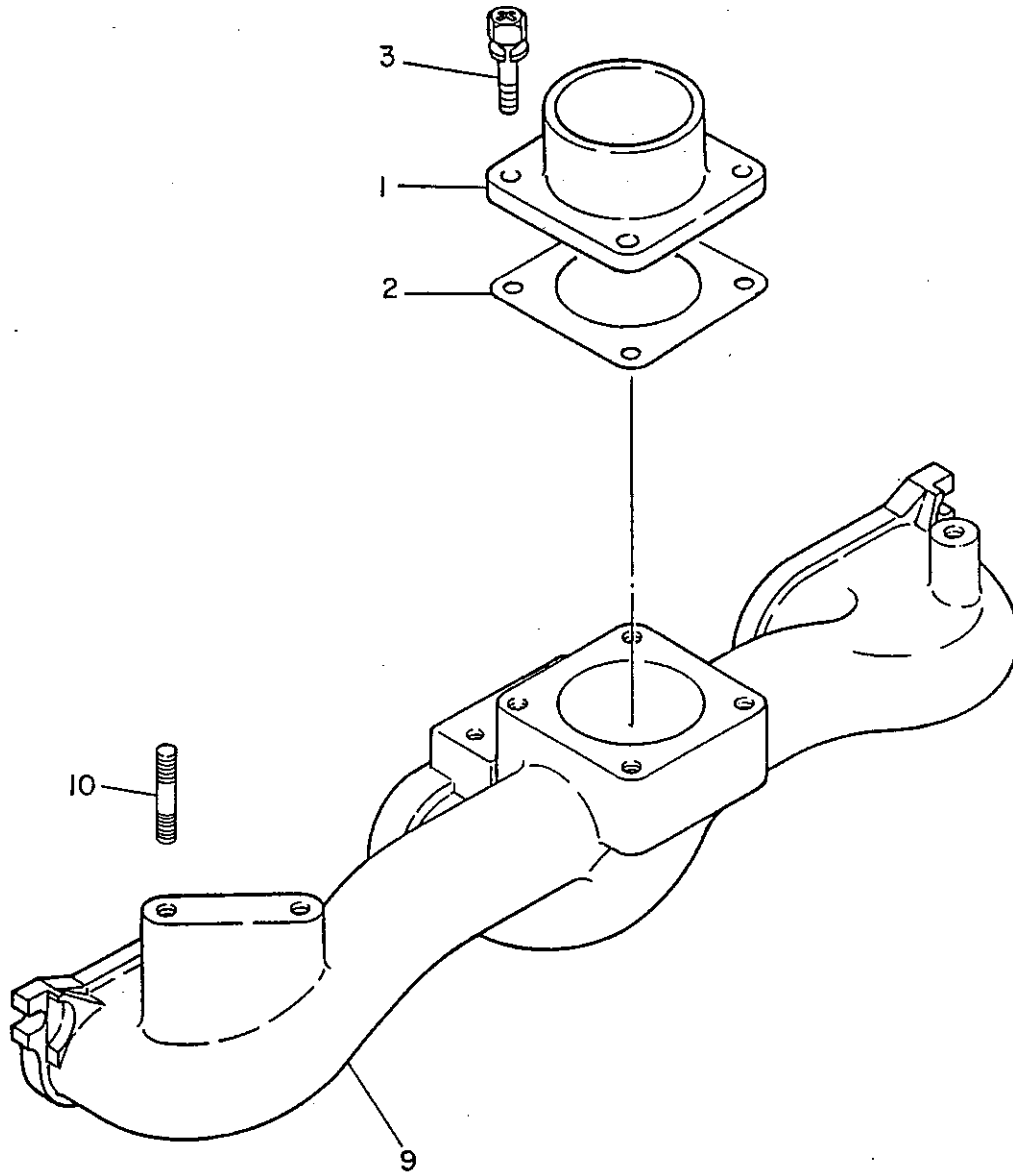


VALVE MECHANISM

FIG.E130A

Key-No.	Description 部品名称	CODE	Part Number 部品番号	Quantity Per Section 個数及び適用												I N T	Execution (E/#)
27	PIN-SPLIT		08921-32510	2
28	ROCKER-VALVE A		13257-37503	3
29	ROCKER-VALVE B		13258-37503	3
30	ROCKER-VALVE C		13284-37503	3
31	ROCKER-VALVE D		13285-37503	3
32	SCREW-ADJUSTING		13287-37501	12
33	NUT		13288-37500	12
34	ROD-PUSH		13238-37502	12
35	LIFTER-VALVE		13231-78201	12





MANIFOLD-AIR INTAKE

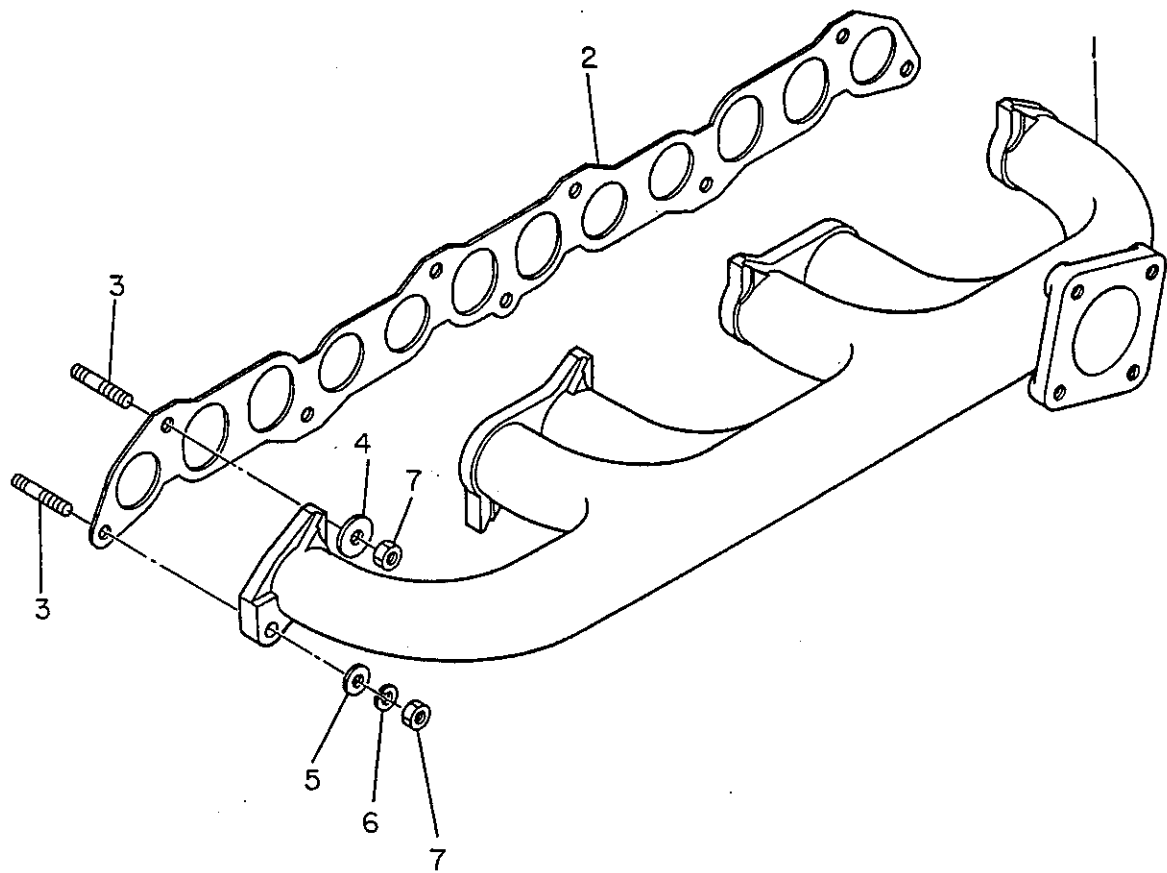
FIG.E141A

Key-No.	Description 部品名称	C O D E	Part Number 部品番号	Quantity Per Section 個数及び適用												I N T	Execution (E/#)
1	HOUSING-AIR INLET		16577-90601	1
2	GASKET	K	14327-61500	1
3	SCREW,W/WASHER		08360-62014	4
9	MANIFOLD-INTAKE		14003-90004	1
10	STUD		08223-81610	2



FIG. E14 1C

MANIFOLD - EXHAUST



★印は非販売部品です。
各々のASS'Yにて御注文下さい。

NOTE: The Mark ★ shown in the Key No. of the figure is not for sale individually. Please place an order as each Assembly.

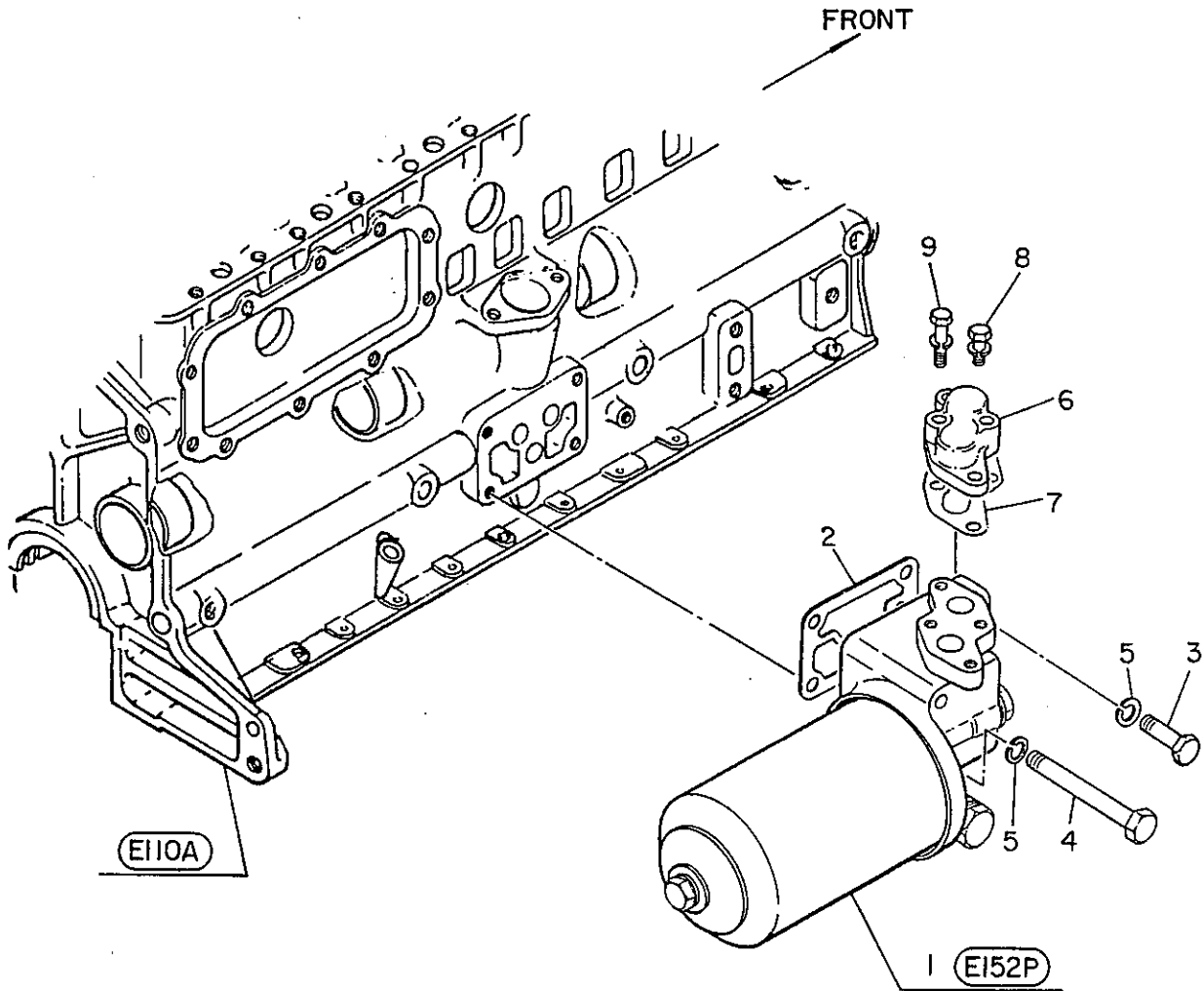
MANIFOLD-EXHAUST

FIG.E141C

Key-No.	Description 部品名称	C O D E	Part Number 部品番号	Quantity Per Section 個数及び適用										I N T	Execution (E/#)		
1	MANIFOLD-EXHAUST		14004-90205	1
2	GASKET-MANIFOLD	K	14035-90000	1
3	STUD		01151-01004	9
4	YOKE-MANIFOLD		14037-32200	6
5	WASHER-PLAIN		08915-43810	2
6	WASHER-SPRING		08915-13810	3
7	NUT		08911-10810	9

FIG. E152A

FILTER-OIL (FITTING PARTS)



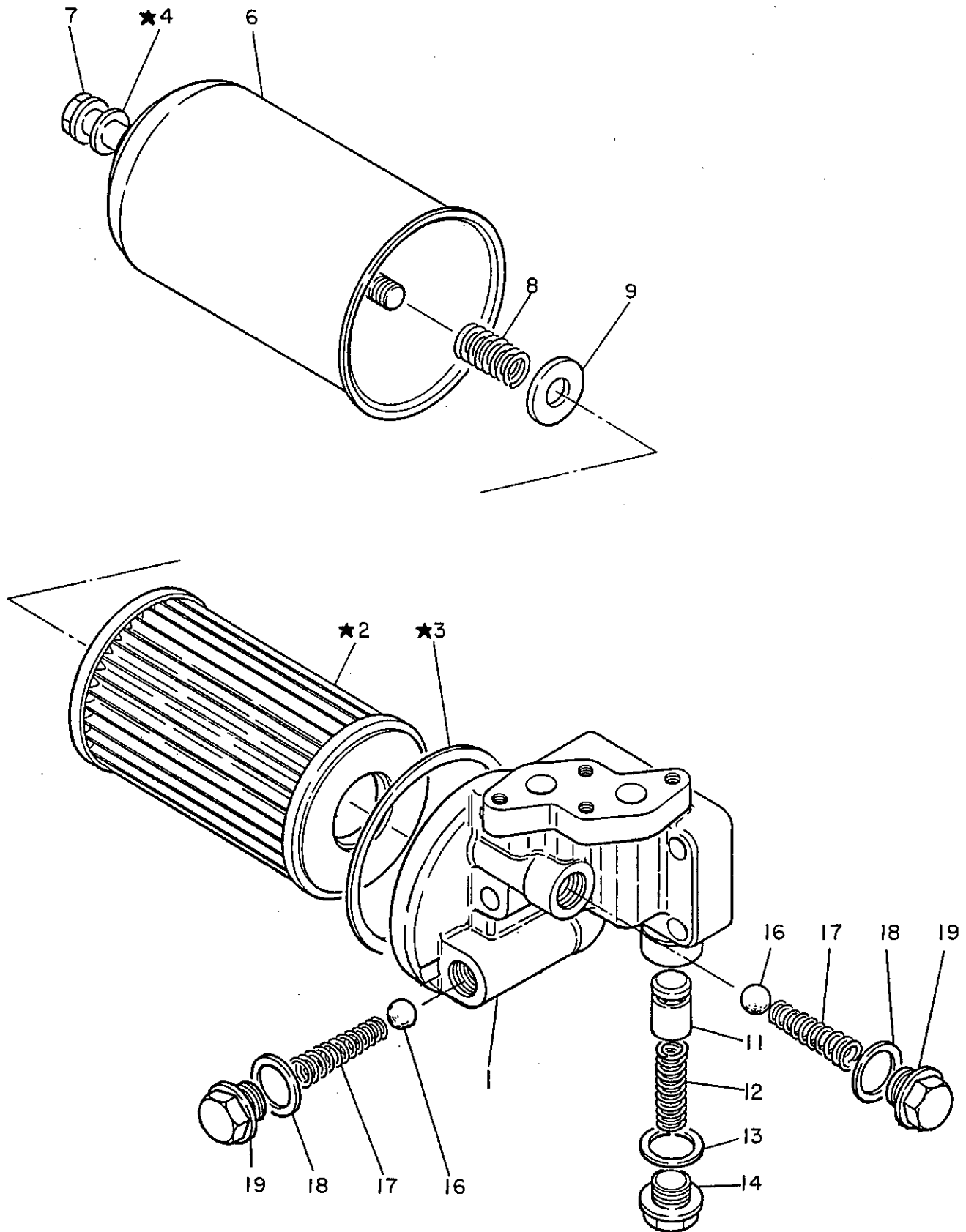
FILTER-OIL (FITTING PARTS)

FIG.E152A

Key-No.	Description 部品名称	C O D E	Part Number 部品番号	Quantity Per Section 個数及び適用												I N T	Execution (E/#)								
1	FILTER ASSY-OIL (INNER PARTS E152P)	K	15200-C6800	1		
2	GASKET-FILTER		15239-V1700	1		
3	BOLT		08124-04510	2		
4	BOLT		08124-09510	2		
5	WASHER-SPRING		08915-14010	4		
6	COVER		15193-90005	1		
7	GASKET-COVER		15196-90002	1		
8	BOLT,W/WASHER		08110-82062	2		
9	BOLT,W/WASHER		08110-83562	2		

FIG. E152P

FILTER-OIL (INNER PARTS)



KEY NO. 1 - 19 FILTER ASS'Y-OIL
 KEY NO. 2 - 4 ELEMENT KIT

★印は非販売部品です。
 各々のASS'Yにて御注文下さい。

NOTE: The Mark ★ shown in the Key No. of the figure is not for sale individually. Please place an order as each Assembly.

FILTER-OIL (INNER PARTS)

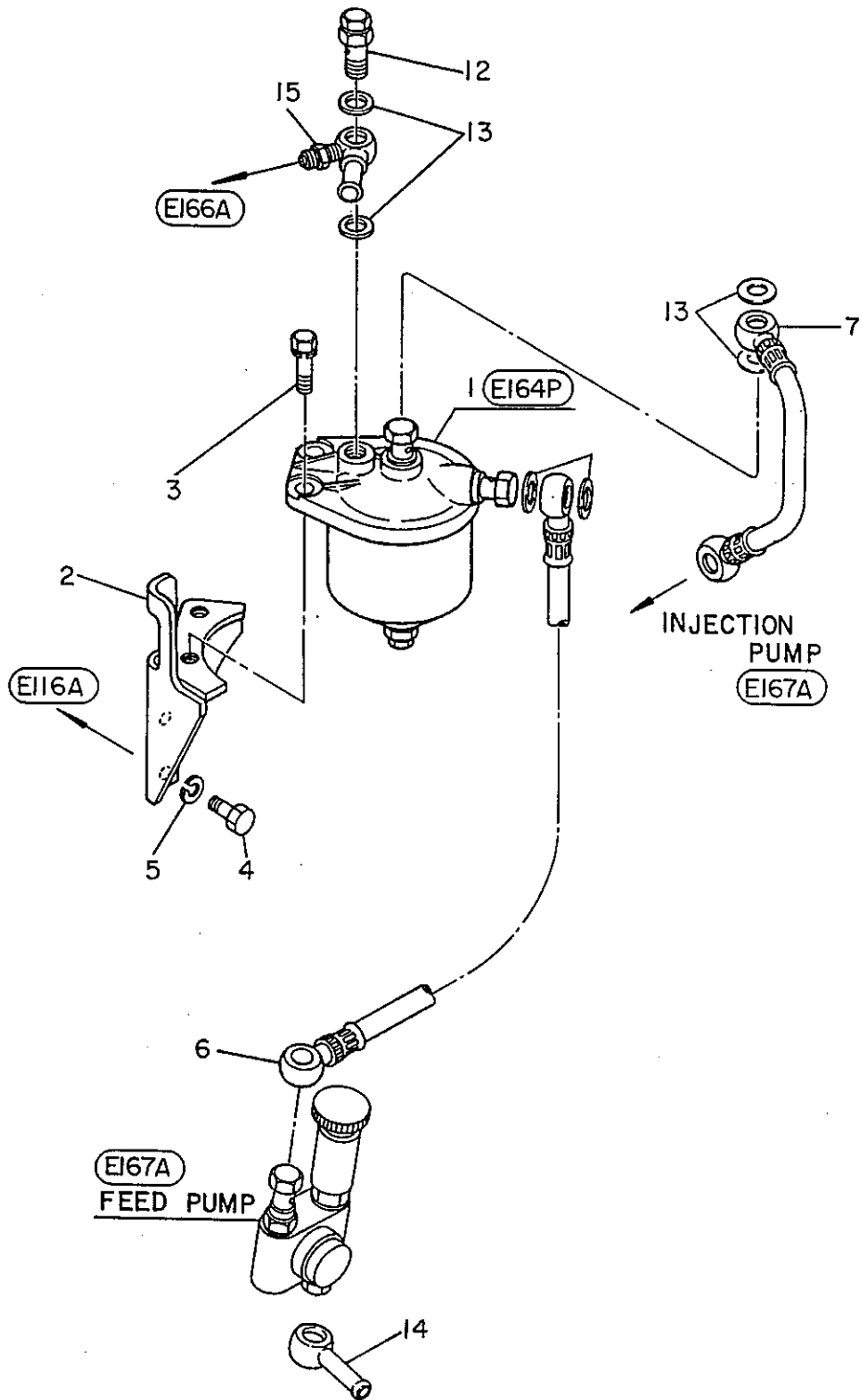
FIG.E152P

Key-No.	Description 部品名称	C O D E	Part Number 部品番号	Quantity Per Section 個数及び適用												I N T	Execution (E/#)		
1- 19	FILTER ASS'Y-OIL		15200-C6800	1		
1	BRACKET ASS'Y		15237-C6800	1		
2- 4	ELEMENT KIT		15208-61525	1		
6	CASE		15201-61502	1		
7	BOLT-CENTER		15213-61502	1		
8	SPRING SET		15224-61501	1		
9	RETAINER-SPRING		15291-90003	1		
11	VALVE		15280-90001	1		
12	SPRING		15341-61500	1		
13	GASKET-PLUG		15304-61501	1		
14	PLUG		15303-61503	1		
16	VALVE-SHORT		15300-76200	2		
17	SPRING-SHORT VALVE		15301-76201	2		
18	GASKET		15304-61501	2		
19	PLUG		15303-61503	2		



FIG. E164A

FILTER-FUEL(FITTING PARTS)



★印は非販売部品です。各々のASS'Yにて御注文下さい。

NOTE: The Mark ★ shown in the Key No. of the figure is not for sale individually. Please place an order as each Assembly.

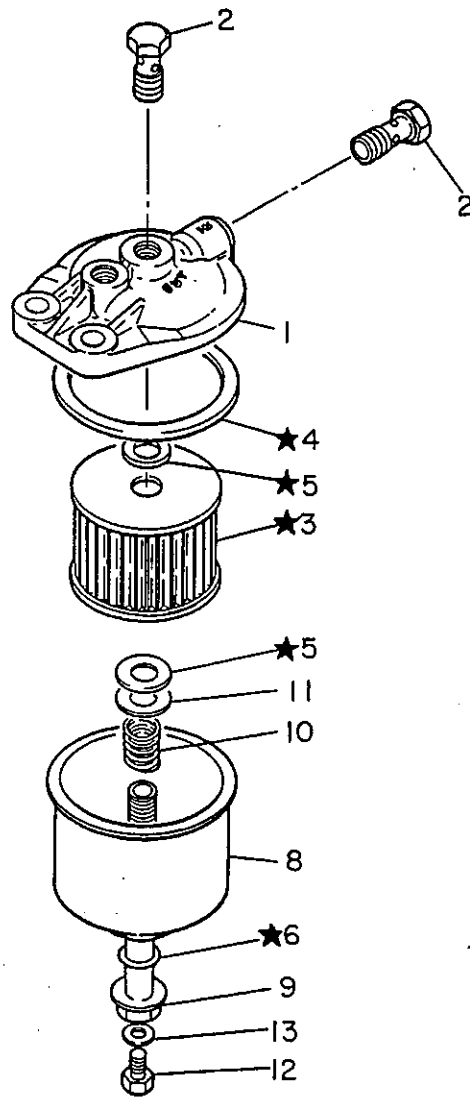
FILTER-FUEL (FITTING PARTS)

FIG.E164A

Key-No.	Description 部品名称	C O D E	Part Number 部品番号	Quantity Per Section 個数及び適用												I N T	Execution (E/#)	
1	FILTER ASSY-FUEL (INNER PARTS E164P)		16400-90201	1
2	BRACKET-FILTER		16419-61501	1
3	BOLT,W/WASHER		08114-03062	2
4	BOLT		08100-82010	2
5	WASHER-SPRING		08915-23810	2
6	TUBE-FUEL		16817-Y8401	1
7	TUBE-FUEL		16817-Y8400	1
12	VALVE ASSY		16413-Y7500	1
13	GASKET		01351-11144	6
14	CONNECTOR-FUEL		17516-90000	1
15	CONNECTOR-FUEL		16669-90014	1

FIG. E164P

FILTER-FUEL(INNER PARTS)



KEY NO. 1 - 13 FUEL FILTER ASS'Y
 KEY NO. 3 - 6 ELEMENT KIT

★印は非販売部品です。
 各々のASS'Yにて御注文下さい。

NOTE: The Mark ★ shown in the Key No. of the figure is not for sale individually. Please place an order as each Assembly.

FILTER-FUEL (INNER PARTS)

FIG.E164P

Key-No.	Description 部品名称	C O D E	Part Number 部品番号	Quantity Per Section 個数及び適用												I N T	Execution (E/#)	
1- 13	FILTER ASS'Y-FUEL		16400-90201	1
1	COVER		16442-90000	1
2	BOLT-CONNECTOR		16454-99002	2
3- 6	ELEMENT KIT		16444-99125	1
8	BODY		16445-99000	1
9	BOLT-CENTER		16424-37700	1
10	SPRING		16449-90000	1
11	SEAT-SPRING		16450-Y7500	1
12	PLUG-DRAIN		16426-37701	1
13	GASKET		16425-37701	1

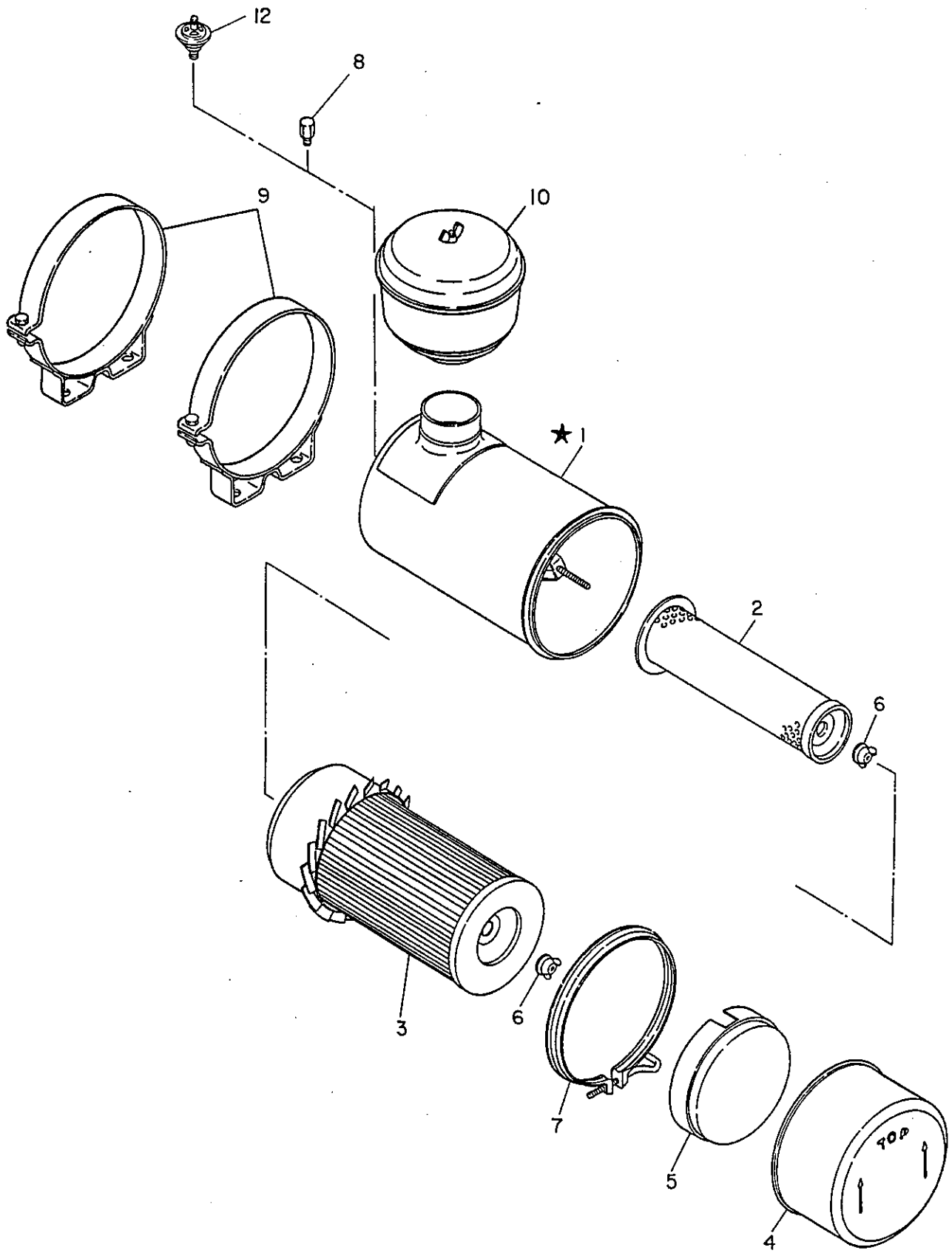


CLEANER - AIR

" O E A "

ILLUST TYPE

FIG. E165L



KEY NO. 1 - 8 AIR CLEANER ASS'Y
 KEY NO. 2 · 3 ELEMENT SET

PAGE

★印は非販売部品です。
 各々のASS'Yにて御注文下さい。

NOTE: The Mark ★ shown in the Key No. of the figure is not for sale individually.
 Please place an order as each Assembly.

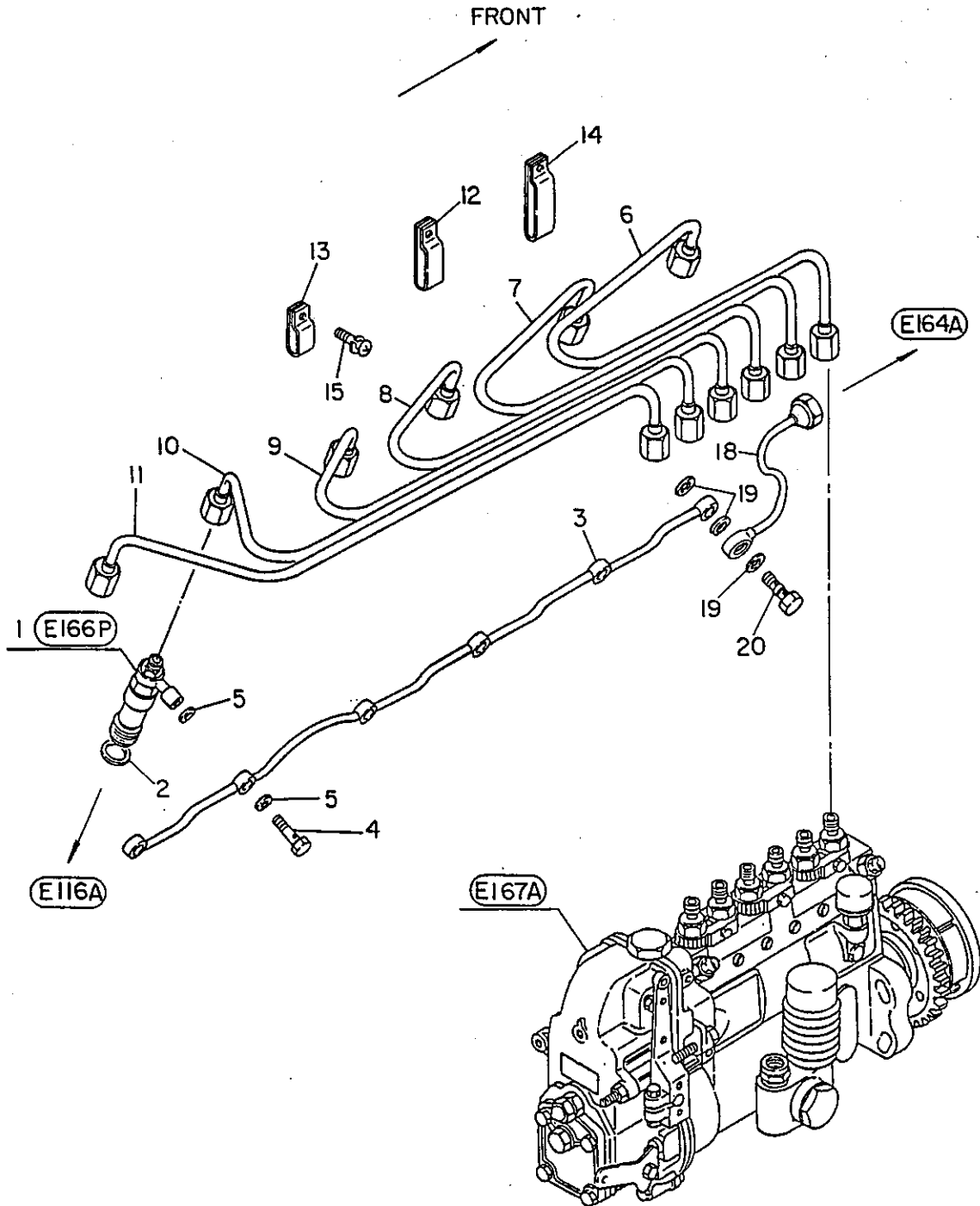
CLEANER-AIR "DEA"

FIG.E165L

Key-No.	Description 部品名称	CODE	Part Number 部品番号	Quantity Per Section 個数及び適用												I N T	Execution (E/#)	
1-	8 CLEANER ASSY-AIR		16501-90060	1
2.	3 ELEMENT SET		16546-99126	1
	2 ELEMENT-INNER		16546-99204	1
	3 ELEMENT-OUTER		16546-99205	1
	4 CAP ASSY		16526-99212	1
	5 BAFFLE		16521-99014	1
	6 NUT		16524-99004	2
	7 CLAMP ASSY		16509-99109	1
	8 NUT-NIPPLE		16510-29001	1
	9 BRACKET-CLEANER		16573-90064	2
	10 CLEANER ASSY-PRE		16596-95000	1
	12 SWITCH-VACUUM		16550-97001	1

FIG. E166A

PIPING—FUEL



★印は非販売部品です。
各々のASS'Yにて御注文下さい。

NOTE: The Mark ★ shown in the Key No. of the figure is not for sale individually. Please place an order as each Assembly.

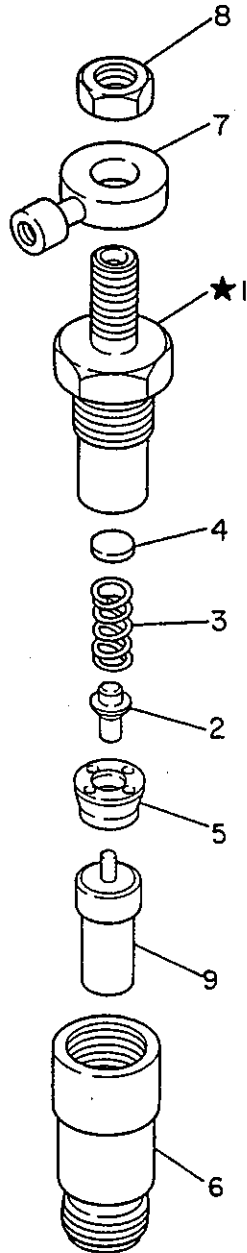
PIPING-FUEL

FIG.E166A

Key-No.	Description 部品名称	C O D E	Part Number 部品番号	Quantity Per Section 個数及び適用												I N T	Execution (E/#)		
1	NOZZLE ASSY (INNER PARTS E166P)		16600-90019	6		
2	GASKET-NOZZLE	K	16635-J2000	6		
3	TUBE-FUEL SPILL		16670-90007	1		
4	BOLT-EYE		16666-J2000	5		
5	GASKET	K	01351-21084	10		
6	TUBE-INJECTION (NO.1)		16680-61500	1		
7	TUBE-INJECTION (NO.2)		16681-61500	1		
8	TUBE-INJECTION (NO.3)		16682-61500	1		
9	TUBE-INJECTION (NO.4)		16683-61500	1		
10	TUBE-INJECTION (NO.5)		16684-61500	1		
11	TUBE-INJECTION (NO.6)		16685-61500	1		
12	SUPPORT		16686-37501	1		
13	SUPPORT		16688-37501	1		
14	SUPPORT		16689-61501	1		
15	SCREW-MACHINE		08360-51014	3		
18	PIPE ASSY-SPILL		16678-90111	1		
19	GASKET	K	01351-21084	3		
20	CONNECTOR-BOLT		16666-90001	1		

FIG. E166P

NOZZLE (INNER PARTS)



KEY NO. 1 - 9 NOZZLE ASS'Y
 KEY NO. 1 - 8 NOZZLE ASS'Y

PAGE

★印は非販売部品です。
 各々のASS'Yにて御注文下さい。


NOTE: The Mark ★ shown in the Key No. of the figure is not for sale individually.
 Please place an order as each Assembly.

NOZZLE (INNER PARTS)

FIG.E166P

Key-No.	Description 部品名称	CODE	Part Number 部品番号	Quantity Per Section 個数及び適用												I N T	Execution (E/#)	
1- 9	NOZZLE ASSY		16600-90019	6
1- 8	HOLDER ASSY		16610-90016	6
2	ROD-PUSH		16612-37500	6
3	SPRING		16615-37500	6
4	SHIM T=0.50	S	16613-V0700	N
4	SHIM T=0.52	S	16613-V0701	N
4	SHIM T=0.54	S	16613-V0702	N
4	SHIM T=0.56	S	16613-V0703	N
4	SHIM T=0.58	S	16613-V0704	N
4	SHIM T=0.60	S	16613-V0705	N
4	SHIM T=0.62	S	16613-V0706	N
4	SHIM T=0.64	S	16613-V0707	N
4	SHIM T=0.66	S	16613-V0708	N
4	SHIM T=0.68	S	16613-V0709	N
4	SHIM T=0.70	S	16613-V0710	N
4	SHIM T=0.72	S	16613-V0711	N
4	SHIM T=0.74	S	16613-V0712	N
4	SHIM T=0.76	S	16613-V0713	N
4	SHIM T=0.78	S	16613-V0714	N
4	SHIM T=0.80	S	16613-V0715	N
4	SHIM T=0.82	S	16613-V0716	N
4	SHIM T=0.84	S	16613-V0717	N
4	SHIM T=0.86	S	16613-V0718	N
4	SHIM T=0.88	S	16613-V0719	N
4	SHIM T=0.90	S	16613-V0720	N
4	SHIM T=0.92	S	16613-V0721	N
4	SHIM T=0.94	S	16613-V0722	N
4	SHIM T=0.96	S	16613-V0723	N
4	SHIM T=0.98	S	16613-V0724	N
4	SHIM T=1.00	S	16613-V0760	N
4	SHIM T=1.02	S	16613-V0761	N
4	SHIM T=1.04	S	16613-V0762	N



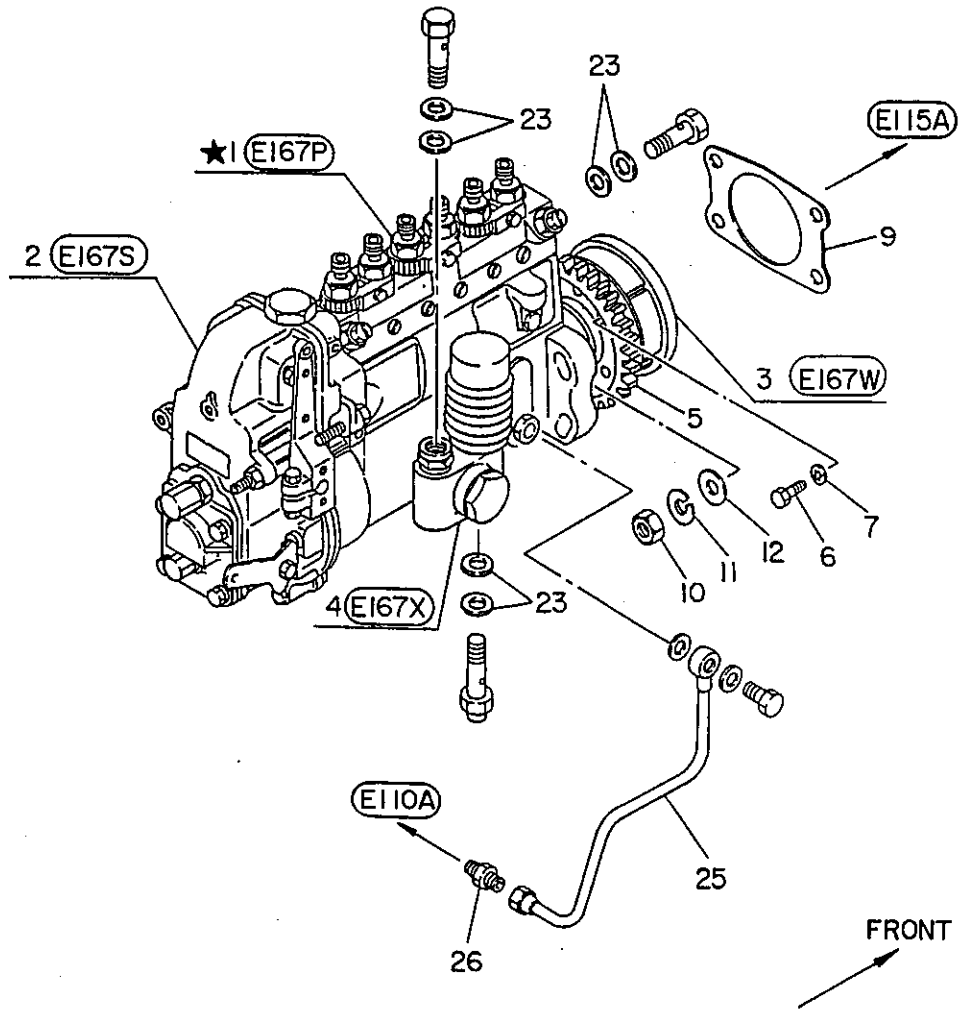


NOZZLE (INNER PARTS)

FIG-E166P

Key-No.	Description 部品名称	CODE	Part Number 部品番号	Quantity Per Section 個数及び適用												I N T	Execution (E/#)	
4	SHIM T=1.06	S	16613-V0763	N
4	SHIM T=1.08	S	16613-V0764	N
4	SHIM T=1.10	S	16613-V0765	N
4	SHIM T=1.12	S	16613-V0766	N
4	SHIM T=1.14	S	16613-V0767	N
4	SHIM T=1.16	S	16613-V0768	N
4	SHIM T=1.18	S	16613-V0769	N
4	SHIM T=1.20	S	16613-V0770	N
4	SHIM T=1.22	S	16613-V0771	N
4	SHIM T=1.24	S	16613-V0772	N
4	SHIM T=1.26	S	16613-V0773	N
4	SHIM T=1.28	S	16613-V0774	N
4	SHIM T=1.30	S	16613-V0775	N
4	SHIM T=1.32	S	16613-V0776	N
4	SHIM T=1.34	S	16613-V0777	N
4	SHIM T=1.36	S	16613-V0778	N
4	SHIM T=1.38	S	16613-V0779	N
4	SHIM T=1.40	S	16613-V0780	N
4	SHIM T=1.42	S	16613-V0781	N
4	SHIM T=1.44	S	16613-V0782	N
4	SHIM T=1.46	S	16613-V0783	N
4	SHIM T=1.48	S	16613-V0784	N
4	SHIM T=1.50	S	16613-V0740	N
4	SHIM T=1.52	S	16613-V0741	N
4	SHIM T=1.54	S	16613-V0742	N
5	PIECE-DISTANCE		16616-37500	6
6	NUT-RETAINING		16629-37501	6
7	JOINT		16626-J2000	6
8	NUT		16618-90003	6
9	NOZZLE		16620-37501	6

FIG. E167A PUMP-FUEL INJECTION(FITTING PARTS)



KEY NO. 1 - 7 FUEL INJECTION PUMP ASS'Y

PAGE

★印は非販売部品です。
各々のASS'Yにて御注文下さい。

NOTE: The Mark ★ shown in the Key No. of the figure is not for sale individually. Please place an order as each Assembly.

PUMP-FUEL INJECTION (FITTING PARTS)

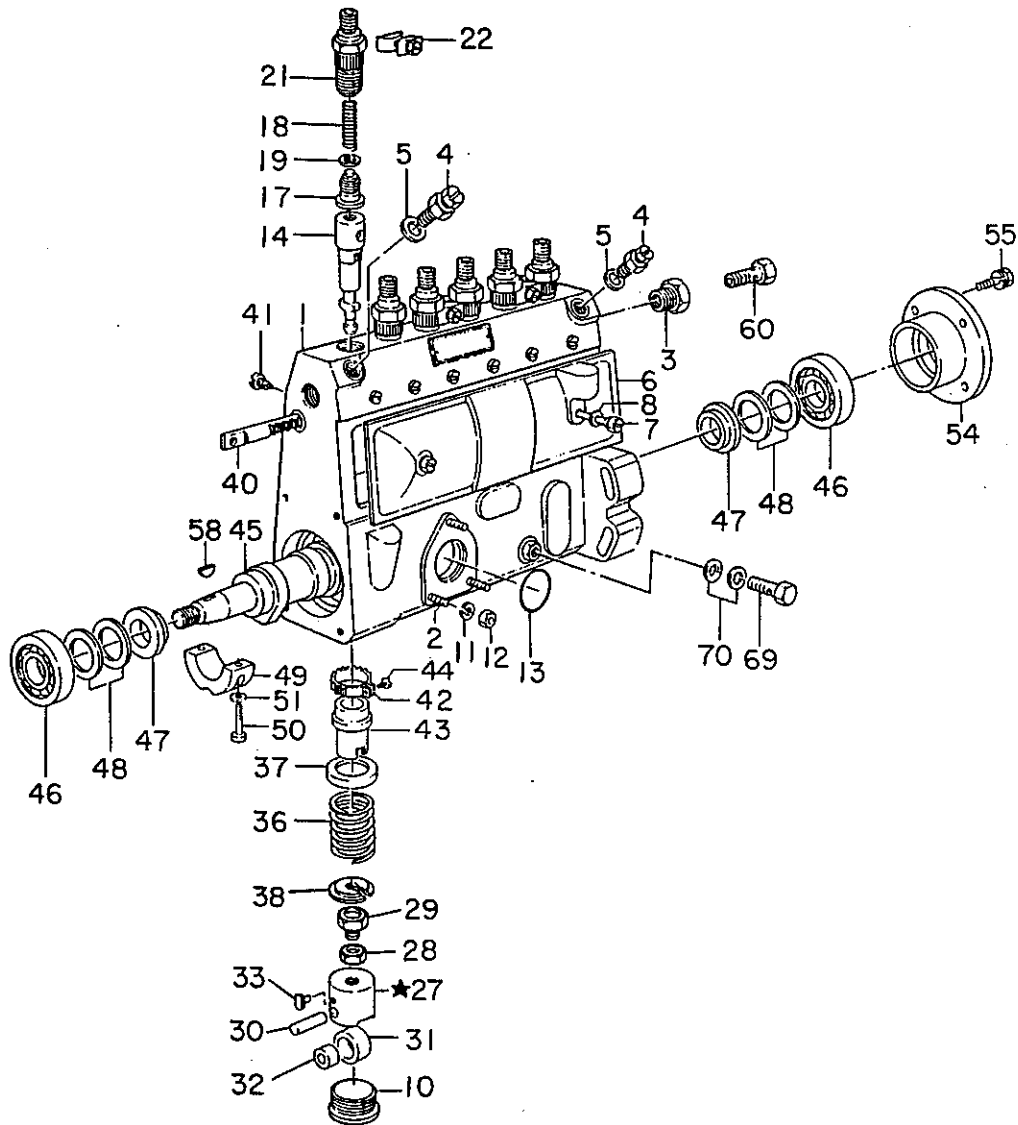
FIG.E167A

Key-No.	Description 部品名称	C O D E	Part Number 部品番号	Quantity Per Section 個数及び適用												I N T	Execution (E/#)	
1- 7	PUMP ASSY-INJECTION		16790-90061	1
1	PUMP ASSY (INNER PARTS E167P)	X	16703-90063	1
2	GOVERNOR ASSY (INNER PARTS E167S)		19109-90064	1
3	TIMER ASSY-AUTOMATIC (INNER PARTS E167W)		16810-61501	1
4	PUMP ASSY-FEED (INNER PARTS E167X)		16640-90014	1
5	GEAR-DRIVE		13052-37500	1
6	BOLT		08110-61210	6
7	WASHER-TOOTH		08916-13610	6
9	GASKET-PUMP	K	16701-37504	1
10	NUT		08911-14010	4
11	WASHER-SPRING		08915-14010	4
12	WASHER-PLAIN		08915-44010	4
23	GASKET		01351-11144	6
25	TUBE-OIL		15108-90015	1
26	CONNECTOR-STRAIGHT		08712-14205	1



FIG. E167P

PUMP-INJECTION (INNER PARTS)




KEY NO. 1 - 70 INJECTION PUMP ASS'Y
 KEY NO. 1 - 5 HOUSING ASS'Y
 KEY NO. 27 - 33 TAPPET ASS'Y

PAGE

★印は非販売部品です。
 各々のASS'Yにて御注文下さい。

NOTE: The Mark ★ shown in the Key No. of the figure is not for sale individually. Please place an order as each Assembly.



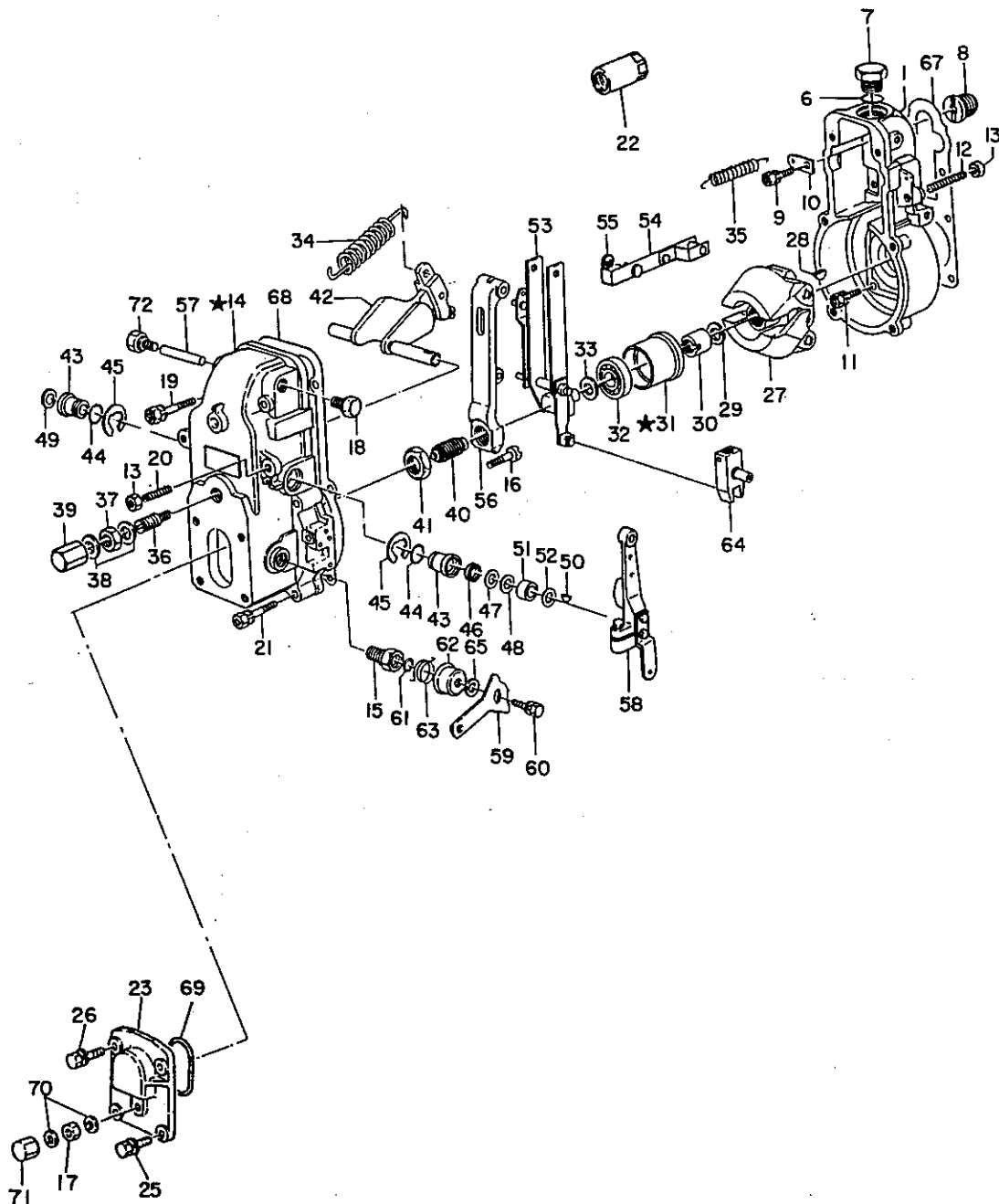
PUMP-INJECTION (INNER PARTS)

FIG.E167P

Key-No.	Description 部品名称	C O D E	Part Number 部品番号	Quantity Per Section 個数及び適用												I N T	Execution (E/#)		
43	SLEEVE-CONTROL		16766-37500	6		
44	SCREW-PINION CLAMP		16768-37500	6		
45	CAMSHAFT		16783-61500	1		
46	BEARING		16739-99001	2		
47	RING		16740-37500	2		
48	SHIM T=0.10	S	16741-37500	N		
48	SHIM T=0.12	S	16741-37501	N		
48	SHIM T=0.14	S	16741-37502	N		
48	SHIM T=0.16	S	16741-37503	N		
48	SHIM T=0.18	S	16741-37504	N		
48	SHIM T=0.50	S	16741-37505	N		
48	SHIM T=0.30	S	16741-37506	N		
48	SHIM T=0.70	S	16741-29001	N		
48	SHIM T=1.00	S	16741-29000	N		
48	SHIM T=1.40	S	16741-37509	N		
49	BEARING-CENTER		16754-61501	1		
50	SOCKET, HEAD BOLT		16791-61500	2		
51	GASKET		16792-61500	2		
54	COVER-BEARING		16744-37500	1		
55	BOLT		16754-37501	4		
58	KEY-WOODRUFF		16742-37501	1		
60	BOLT-EYE		16753-37500	1		
69	BOLT-EYE		16757-37500	1		
70	GASKET		16778-99001	2		

FIG. E167S

GOVERNOR (INNER PARTS)



KEY NO.	1 - 72	GOVERNOR ASS'Y
KEY NO.	14 · 15	COVER ASS'Y
KEY NO.	31 · 32	SLEEVE ASS'Y

PAGE

★印は非販売部品です。
各々のASS'Yにて御注文下さい。

NOTE: The Mark ★ shown in the Key No. of the figure is not for sale individually.
Please place an order as each Assembly.

GOVERNOR (INNER PARTS)

FIG.E167S

Key-No.	Description 部品名称	C O D E	Part Number 部品番号	Quantity Per Section 個数及び適用												I N T	Execution (E/#)
1- 72	GOVERNOR ASS'Y		19109-90064	1
1	HOUSING		19356-99114	1
6	O RING		19279-99003	1
7	PLUG		19289-99004	1
8	ADAPTER		19258-37500	1
9	BOLT		19382-Z9000	1
10	PLATE		19380-90004	1
11	BOLT		16754-37501	6
12	SCREW		19310-90004	1
13	NUT		19268-90000	2
14. 15	COVER ASS'Y		19373-99013	1
15	BUSH		19123-90002	1
16	SCREW		19336-99009	1
17	NUT		19370-90003	1
18	PLUG		19382-90001	1
19	BOLT		19285-99000	2
20	SCREW		19310-90003	1
21	BOLT		19797-99001	4
22	CAP		19261-99005	1
23	COVER		19286-99019	1
25	BOLT		19797-99003	2
26	BOLT		19382-99017	2
27	FLYWEIGHT ASS'Y		19312-90004	1
28	KEY-WOODRUFF		16742-37500	1
29	WASHER-SPRING		16874-90001	1
30	NUT		19325-90002	1
31. 32	SLEEVE ASS'Y		19363-99007	1
32	BEARING		19339-99000	1
33	SHIM T=0.2	S	19342-90001	N
33	SHIM T=0.3	S	19342-90002	N
33	SHIM T=0.4	S	19342-90003	N
33	SHIM T=1.0	S	19342-90004	N



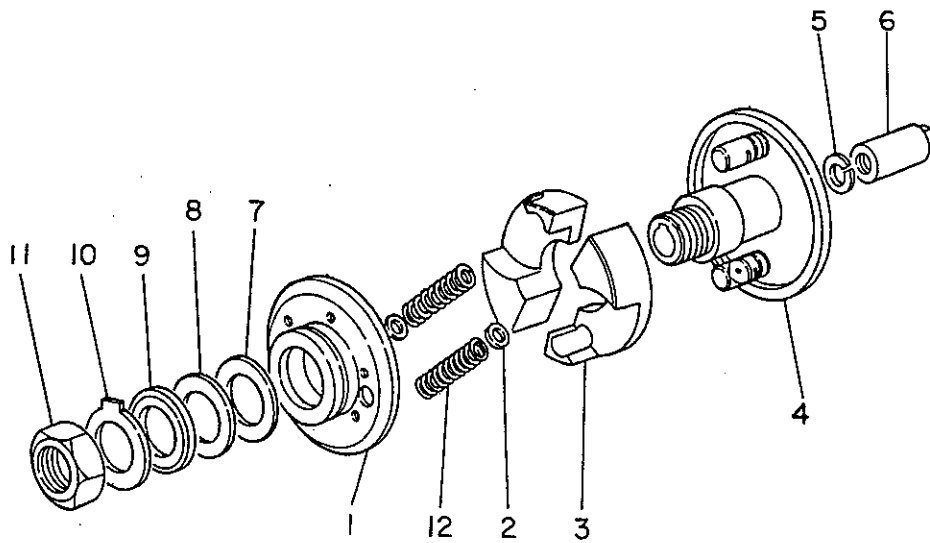


GOVERNOR (INNER PARTS)

FIG.E1675

Key-No.	Description 部品名称	C O D E	Part Number 部品番号	Quantity Per Section 個数及び適用												I N T	Execution (E/#)		
64	LEVER ASS'Y		19129-99005	1		
65	SHIM T=0.2	S	19125-29007	N		
65	SHIM T=0.25	S	19125-29008	N		
65	SHIM T=0.3	S	19125-29009	N		
65	SHIM T=0.35	S	19125-29010	N		
65	SHIM T=0.4	S	19125-29011	N		
65	SHIM T=0.5	S	19125-29012	N		
67	GASKET		19389-99007	1		
68	GASKET		19136-99000	1		
69	O RING		19798-90000	1		
70	GASKET		19211-37500	2		
71	NUT-CAP		19290-99006	1		
72	PLUG		19370-99001	1		

FIG. E167W TIMER-AUTOMATIC (INNER PARTS)



KEY NO. 1 - 12 AUTOMATIC TIMER ASS'Y

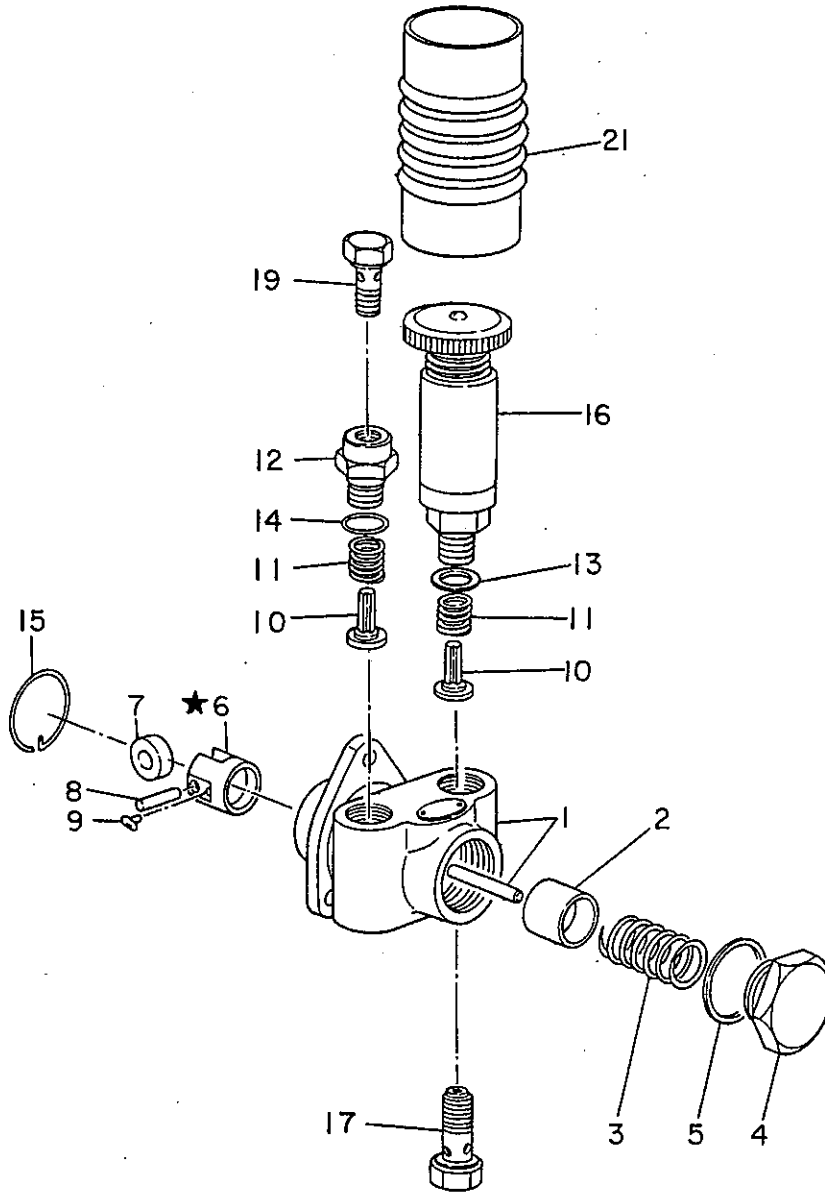
TIMER-AUTOMATIC (INNER PARTS)

FIG.E167W

Key-No.	Description 部品名称	C O D E	Part Number 部品番号	Quantity Per Section 個数及び適用												I N T	Execution (E/#)		
1- 12	TIMER ASSY		16810-61501	1		
1	FLANGE		16811-99000	1		
2	SHIM, T=0.1	S	16822-37500	N		
2	SHIM, T=0.3	S	16822-37501	N		
2	SHIM, T=0.5	S	16822-37502	N		
3	FLYWEIGHT		16823-37500	2		
4	HOLDER-FLYWEIGHT		16824-99000	1		
5	WASHER-SPRING		16830-37500	1		
6	NUT		16831-37500	1		
7	WASHER		16825-99000	1		
8	SHIM, T=0.12	S	16826-99000	N		
8	SHIM, T=0.14	S	16826-99001	N		
8	SHIM, T=0.16	S	16826-99002	N		
8	SHIM, T=0.18	S	16826-99003	N		
8	SHIM, T=0.50	S	16826-99004	N		
8	SHIM, T=0.20	S	16826-99005	N		
8	SHIM, T=0.30	S	16826-99006	N		
8	SHIM, T=0.10	S	16826-99007	N		
9	WASHER		16827-99000	1		
10	PLATE-LOCK		16828-37500	1		
11	NUT		16829-37500	1		
12	SPRING		16821-37500	2		

FIG. E167X

PUMP-FEED (INNER PARTS)



KEY NO. 1 - 21 FEED PUMP ASS'Y
 KEY NO. 6 - 9 TAPPET ASS'Y

★印は非販売部品です。
 各々のASS'Yにて御注文下さい。

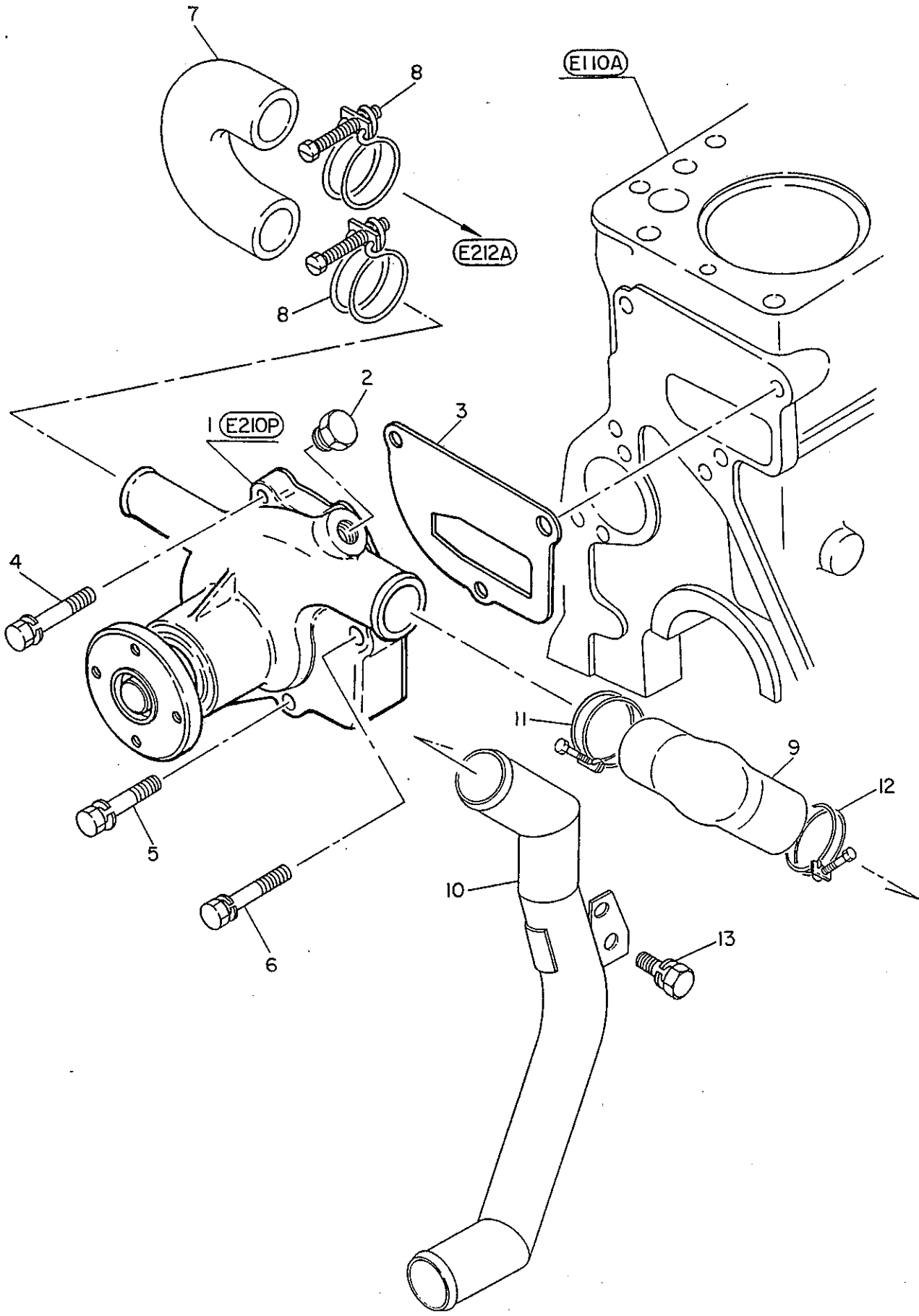
NOTE: The Mark ★ shown in the Key No. of the figure is not for sale individually. Please place an order as each Assembly.

PUMP-FEED (INNER PARTS)

FIG.E167X

Key-No.	Description 部品名称	C O D E	Part Number 部品番号	Quantity Per Section 個数及び適用												I N T	Execution (E/#)	
1- 21	PUMP ASSY-FEED		16640-90014	1
1	HOUSING		16641-99001	1
2	PISTON		16645-37501	1
3	SPRING-PISTON		16646-37501	1
4	PLUG		16647-37500	1
5	WASHER		16657-37500	1
6- 9	TAPPET ASSY		16648-37504	1
7	ROLLER-TAPPET		16649-37500	1
8	PIN-ROLLER		16650-37501	1
9	GUIDE-TAPPET		16651-37501	2
10	VALVE-CHECK		16652-37500	2
11	SPRING-CHECK VALVE		16653-37500	2
12	ADAPTER		16658-99000	1
13	WASHER		16659-37500	1
14	O RING		19278-99010	1
15	RING-TAPPET		16660-37500	1
16	PUMP-PRIMING		16655-37501	1
17	BOLT-EYE		16656-37500	1
19	BOLT-EYE		16753-37500	1
21	COVER		16644-90000	1





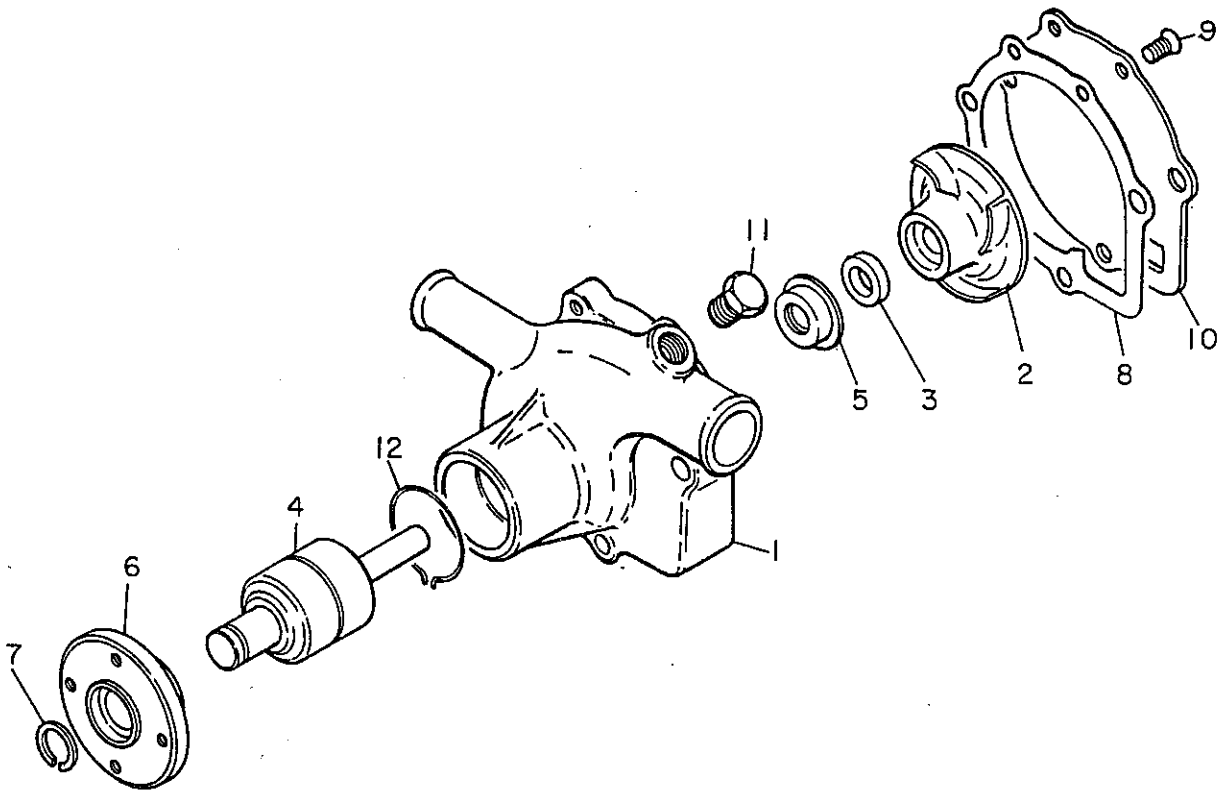
PUMP-WATER (FITTING PARTS)

FIG.E210A

Key-No.	Description 部品名称	C O D E	Part Number 部品番号	Quantity Per Section 個数及び適用												I N T	Execution (E/#)	
1	PUMP ASSY-WATER (INNER PARTS E210P)		21010-61505	1
2	PLUG-SCREW		08931-30610	1
3	GASKET-PUMP	K	21074-37502	1
4	BOLT,W/WASHER		08110-85562	1
5	BOLT,W/WASHER		08110-84562	1
6	BOLT,W/WASHER		08114-05562	1
7	HOSE-WATER		21069-61500	1
8	CLAMP-HOSE		08723-13600	2
9	HOSE-WATER	*	21504-90165	1
10	PIPE-WATER	*	21505-90068	1
11	CLAMP-HOSE		21383-90012	1
12	CLAMP-HOSE		21383-90013	1
13	BOLT,W/WASHER		08114-02062	1

FIG. E21 0P

PUMP - WATER (INNER PARTS)



KEY NO. 1 - 12 WATER PUMP ASS'Y

PUMP-WATER (INNER PARTS)

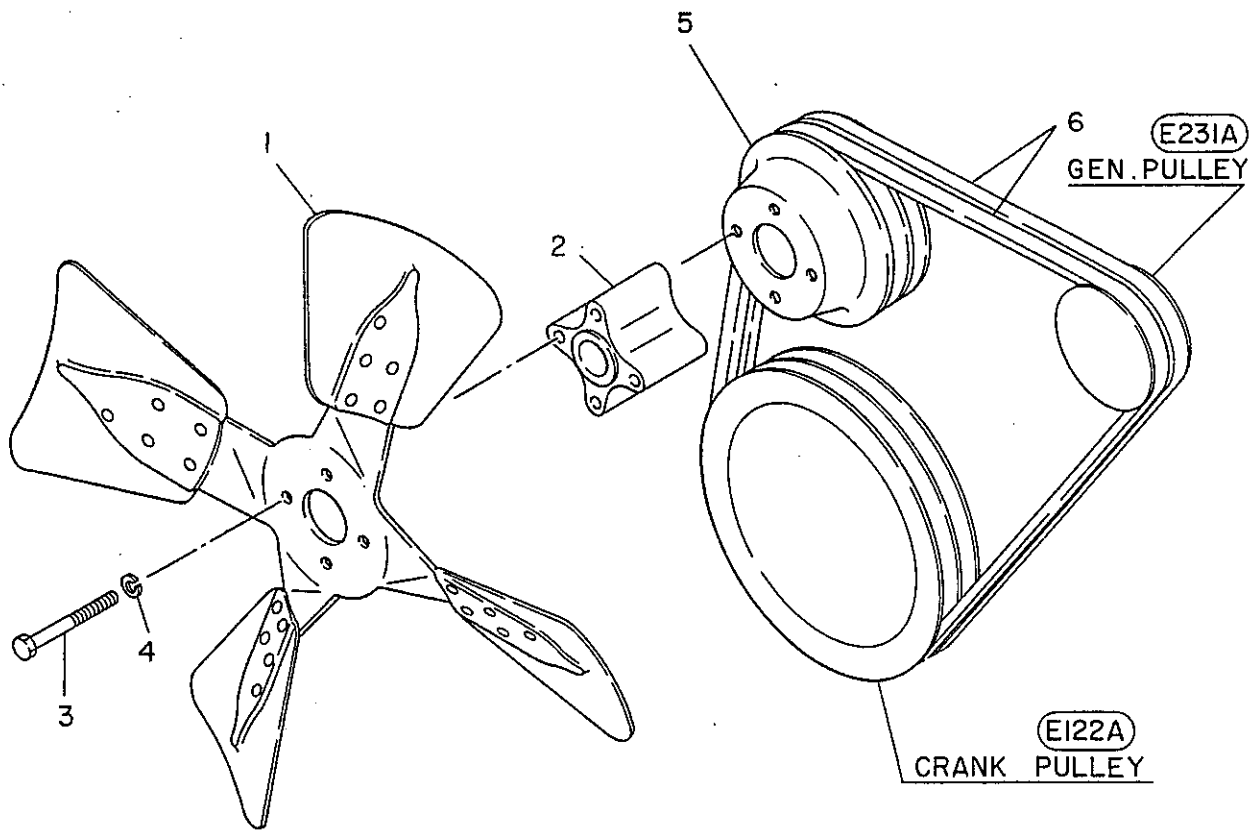
FIG.E210P

Key-No.	Description 部品名称	C O D E	Part Number 部品番号	Quantity Per Section 個数及び適用												I N T	Execution (E/#)
1- 12	PUMP ASSY-WATER		21010-61505	1
2	VANE		21022-61505	1
3	SEAT-FLOATING		21027-61500	1
4	BEARING ASSY		21035-37502	1
5	SEAL		21026-31W00	1
6	HUB		21054-37503	1
7	RING-SNAP		21055-37500	1
8	GASKET		21014-61503	1
9	SCREW-MACHINE		08320-61410	2
10	COVER		21013-61502	1
11	PLUG-TAPER		00931-30610	1
12	WIRE-LOCK		21043-37500	1



FIG. E211A

COOLING SYSTEM - FAN



★印は非販売部品です。
各々のASS'Yにて御注文下さい。

NOTE: The Mark ★ shown in the Key No. of the figure is not for sale individually. Please place an order as each Assembly.

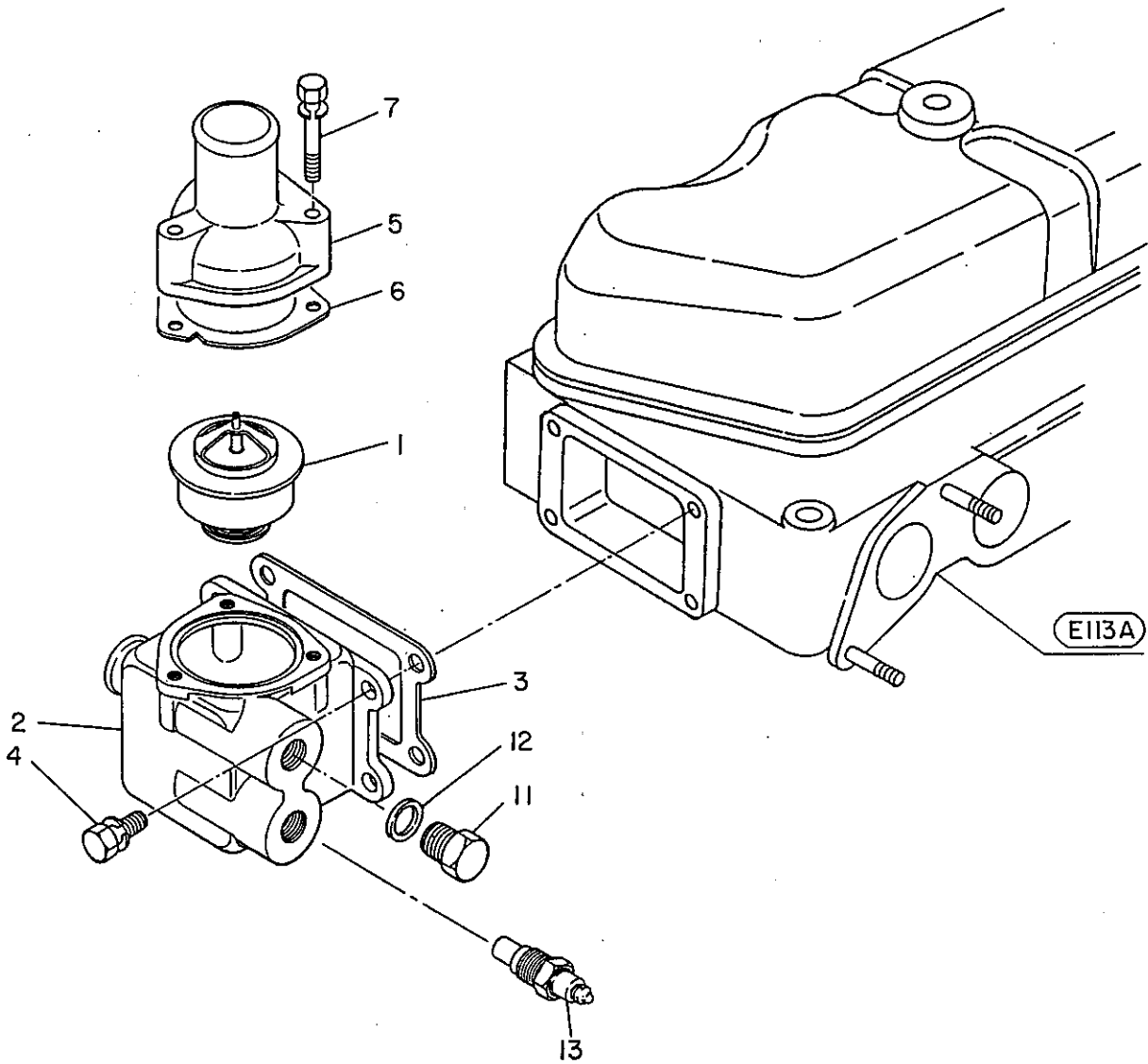
COOLING SYSTEM-FAN

FIG.E211A

Key-No.	Description 部品名称	C O D E	Part Number 部品番号	Quantity Per Section 個数及び適用												I N T	Execution (E/#)
1	FAN ASSY		21060-90062	1
2	SPACER-FAN		21052-90061	1
3	BOLT		08120-68010	4
4	WASHER-SPRING		08915-13610	4
5	PULLEY-FAN		21051-61502	1
6	V BELT	*	01978-11154	2

FIG. E212A

COOLING SYSTEM - WATER



★印は非販売部品です。
各々のASS'Yにて御注文下さい。

NOTE: The Mark ★ shown in the Key No. of the figure is not for sale individually. Please place an order as each Assembly.

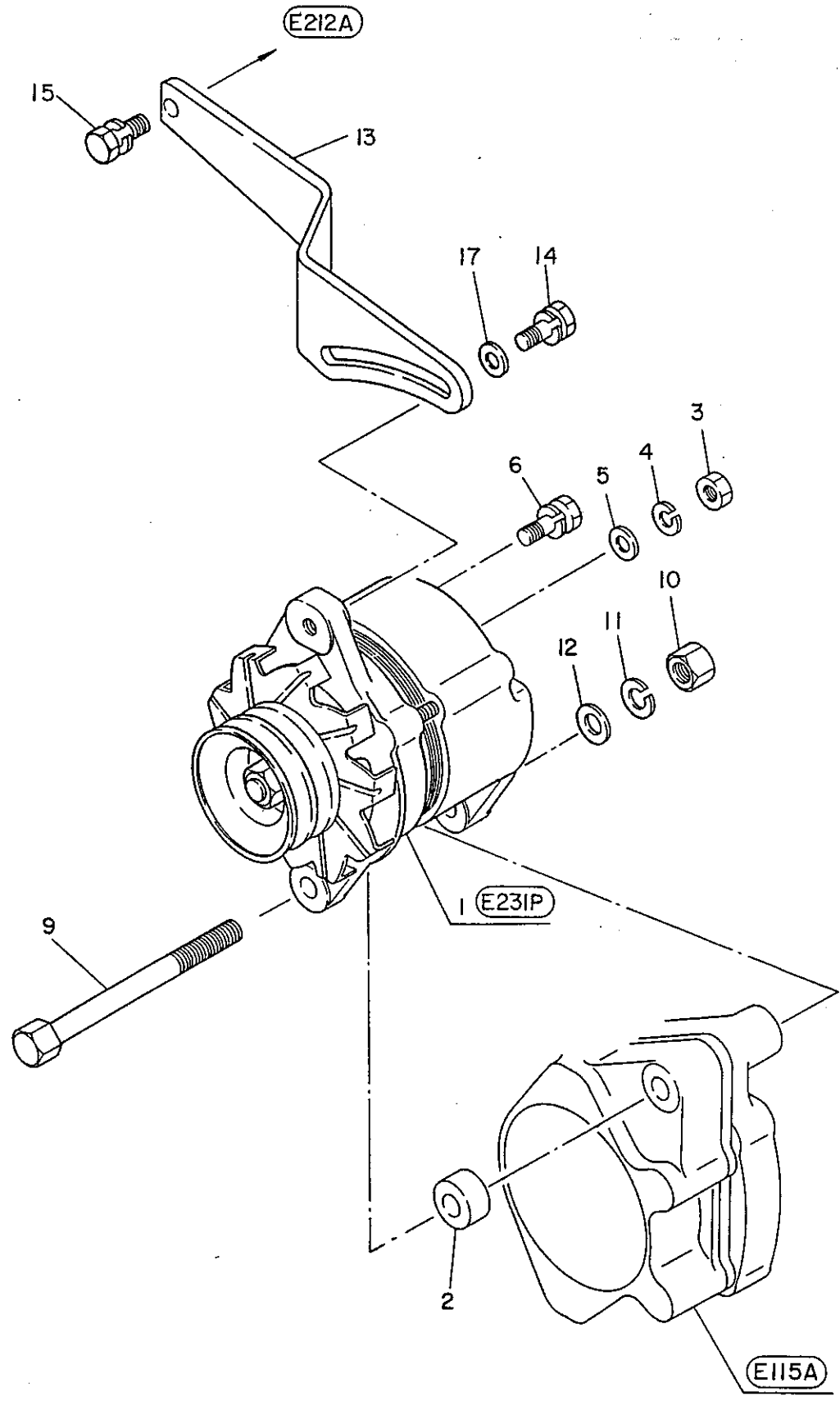
COOLING SYSTEM-WATER

FIG.E212A

Key-No.	Description 部品名称	C O D E	Part Number 部品番号	Quantity Per Section 個数及び適用												I N T	Execution (E/#)	
1	THERMOSTAT ASSY		21200-76205	1
2	HOUSING-THERMO		21202-90201	1
3	GASKET-THERMO		11045-76201	1
4	BOLT,W/WASHER		08110-82062	4
5	OUTLET-WATER		11060-90017	1
6	GASKET-OUTLET	K	11062-76200	1
7	BOLT,W/WASHER		08110-84562	3
11	PLUG		08931-44610	1
12	GASKET		01351-21164	1
13	SENDING UNIT-WATER		25080-96001	1

FIG. E231A

GENERATOR (FITTING PARTS)



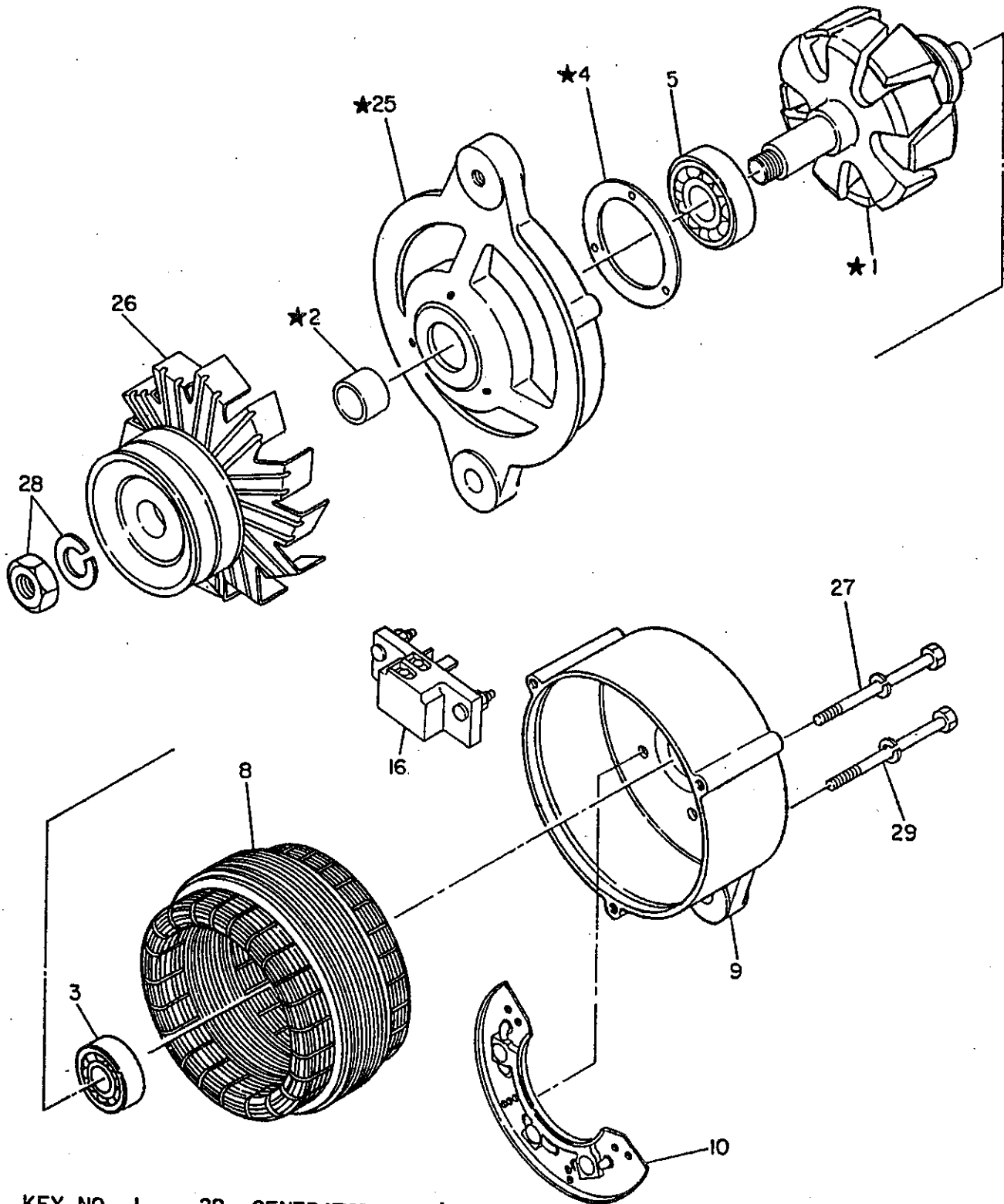
★印は非販売部品です。
各々のASS'Yにて御注文下さい。

NOTE: The Mark ★ shown in the Key No. of the figure is not for sale individually. Please place an order as each Assembly.

GENERATOR (FITTING PARTS)

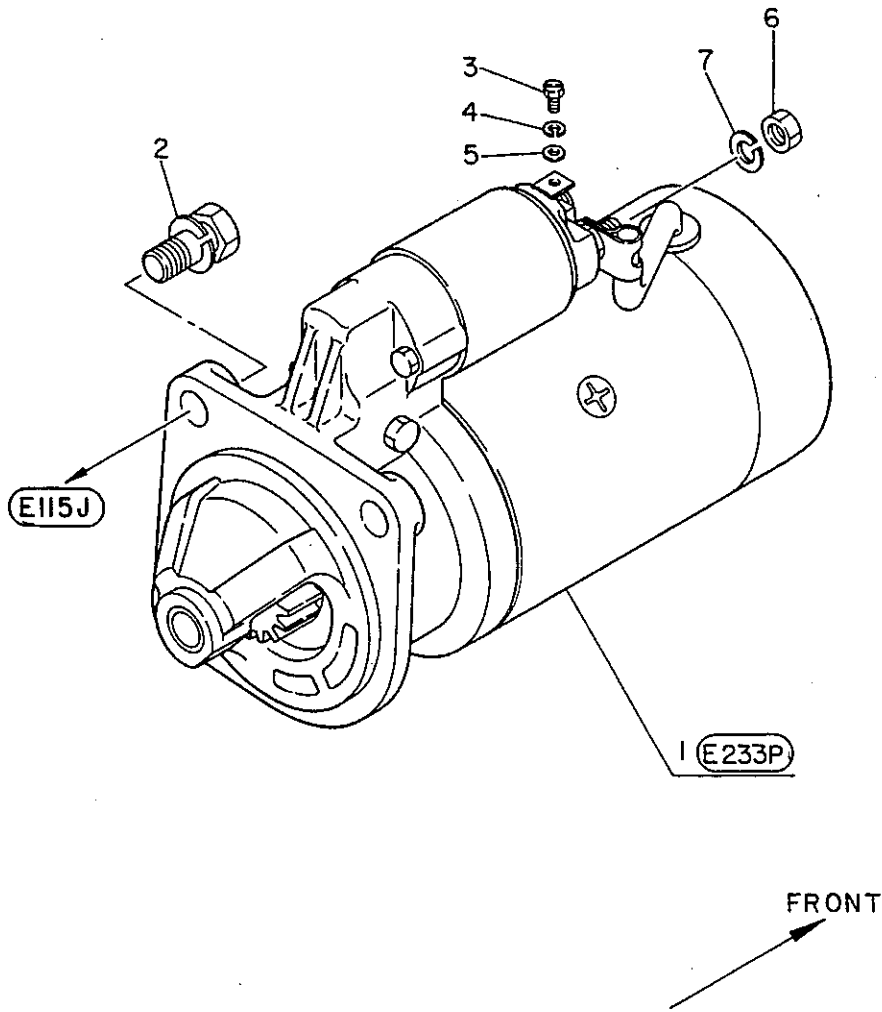
FIG. E231A

Key-No.	Description 部品名称	C O D E	Part Number 部品番号	Quantity Per Section 個数及び適用	I N T	Execution (E/#)
1	GENERATOR ASSY (INNER PARTS E231P) (12V-35A)		23100-90066	1		
				*		
2	SPACER		01931-00134	1		
3	NUT		08911-10510	1		
4	WASHER-SPRING		08915-13510	1		
5	WASHER-PLAIN		08915-43510	1		
6	SCREW-MACHINE		08360-51442	1		
9	BOLT		08124-00410	1		
10	NUT		08911-14010	1		
11	WASHER-SPRING		08915-14010	1		
12	WASHER-PLAIN		08915-44010	1		
13	BAR-ADJUST	*	23174-90067	1		
14	BOLT,W/WASHER		06110-82562	1		
15	BOLT,W/WASHER		08120-83028	1		
17	WASHER-PLAIN		08915-53810	1		



- | | |
|---------------------|-------------------|
| KEY NO. 1 - 29 | GENERATOR ASS'Y |
| KEY NO. 1 - 3 | ROTOR ASS'Y |
| KEY NO. 4 · 5 · 25 | FRONT COVER ASS'Y |
| KEY NO. 9 · 10 · 16 | REAR COVER ASS'Y |

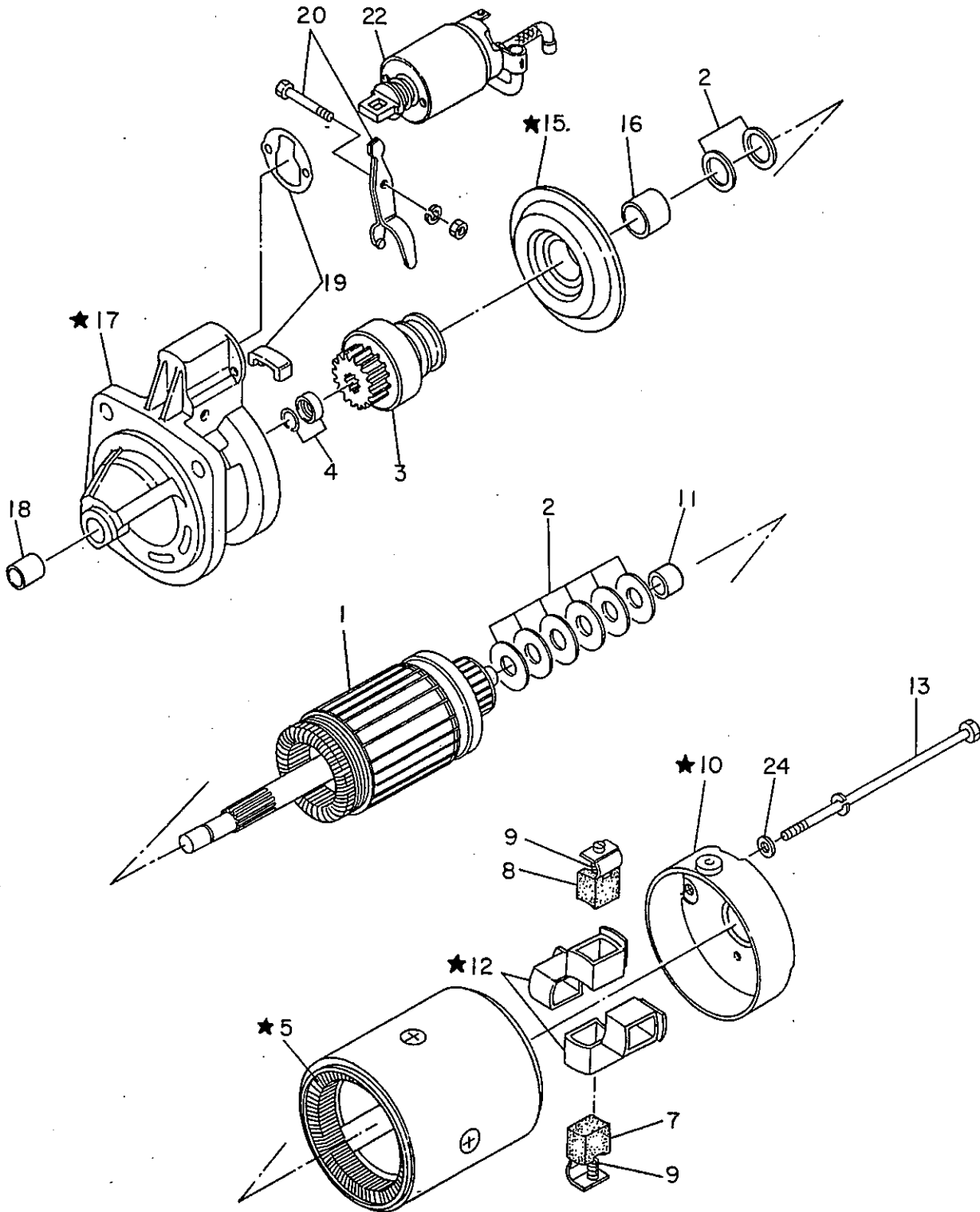
FIG. E233A MOTOR-STARTING (FITTING PARTS)



MOTOR-STARTING (FITTING PARTS)

FIG.E233A

Key-No.	Description 部品名称	C O D E	Part Number 部品番号	Quantity Per Section 個数及び適用												I N T	Execution (E/#)		
1	MOTOR ASSY-STARTING (INNER PARTS E233P) (FOR 12V)		23300-61504	1		
				*		
2	BOLT,W/WASHER		08121-23028	3		
3	SCREW-MACHINE		08360-41012	1		
4	WASHER-SPRING		08915-13410	1		
5	WASHER-PLAIN		08915-43410	1		
6	NUT-LOCK		08911-30810	1		
7	WASHER-SPRING		08915-13810	1		



KEY NO.	1 - 24	STARTING MOTOR ASS'Y
KEY NO.	5 · 7	FIELD COIL ASS'Y
KEY NO.	10 · 11	REAR COVER ASS'Y
KEY NO.	8 · 9 · 12	BRUSH HOLDER ASS'Y
KEY NO.	15 · 16	CENTER BEARING ASS'Y
KEY NO.	17 · 18	GEAR CASE ASS'Y

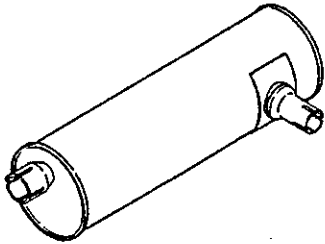
MOTOR-STARTING (INNER PARTS)

FIG.E233P

Key-No.	Description 部品名称	C O D E	Part Number 部品番号	Quantity Per Section 個数及び適用										I N T	Execution (E/#)		
1- 24	MOTOR ASSY-STARTING (FOR 12V)		23300-61504	1
1	ARMATURE ASSY		23310-61503	1
2	WASHER-THRUST		23372-99004	1
3	PINION ASSY		23313-99111	1
4	STOPPER-PINION		23369-61503	1
5. 7	COIL ASSY-FIELD		23306-61503	1
7	BRUSH (+)		23380-61501	2
8	BRUSH (-)		23379-61503	2
9	SPRING-BRUSH		23333-61503	4
10. 11	COVER ASSY-REAR		23337-61504	1
11	METAL-COVER		23338-61503	1
12	HOLDER ASSY-BRUSH (INC.KEY NO.8,9)		23330-61503	1
13	BOLT-THROUGH		23340-61501	2
15. 16	BEARING ASSY-CENTER		23383-61504	1
16	METAL-BEARING		23441-37501	1
17. 18	CASE ASSY-GEAR		23318-61501	1
18	METAL-CASE		23319-61503	1
19	COVER-DUST		23446-61501	1
20	LEVER-SHIFT		23322-61502	1
22	SWITCH ASSY-MAGNETIC		23343-61504	1
24	WASHER		23366-61500	2



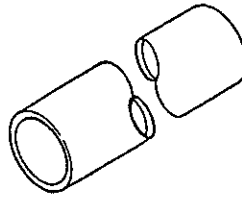
73




91



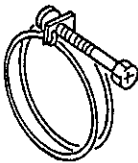
131



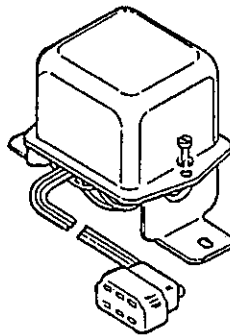
132



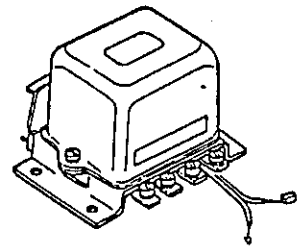
133 134



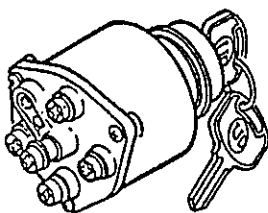
141



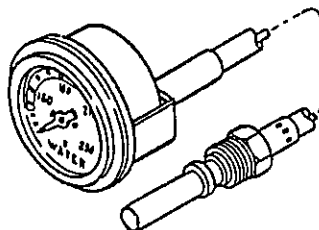
161



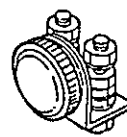
166



176



215



ACCESSORY "0EA"

FIG.E985A

Key-No.	Description 部品名称	C O D E	Part Number 部品番号	Quantity Per Section 個数及び適用												I N T	Execution (E/#)
73	MUFFLER ASSY	*	20102-90061	1
91	GASKET		20017-90007	1
131	HOSE-WATER		21501-09901	1
132	HOSE-WATER		21501-90203	1
133	CLAMP-HOSE		21383-90011	2
134	CLAMP-HOSE		21383-90012	2
141	REGULATOR ASSY		23500-89906	1
161	RELAY ASSY		23220-Z7000	1
166	SWITCH-STARTER		25110-Z7000	1
176	THERMO METER-WATER	*	24860-69915	1
215	SIGNAL-GLOW		25640-90003	1

PARTS NUMBER INDEX [00921-43510 ~ 09929-51400]

Pub.No.= PSD3418312

CODE	Part Number 部品番号	Page ページ	Key-No.	CODE	Part Number 部品番号	Page ページ	Key-No.	CODE	Part Number 部品番号	Page ページ	Key-No.
	00921-43510	11	11		06227-22510	17	9				
	00926-31300	11	4		24010	17	10				
	41600	29	4		08320-61410	67	9				
	00931-20610	5	24		08360-41012	77	3				
	30610	67	11		51014	47	15				
	00933-11800	5	17		51442	73	6				
	20650	5	18		62014	33	3				
	20650	19	10		08712-14000	14	58				
	20650	19	11		14205	51	26				
	01151-01004	35	3		08723-13600	65	8				
	01351-11144	41	13		08911-10510	73	3				
	11144	51	23		10810	35	7				
K	21084	47	5		14010	13	38				
K	21084	47	19		14010	51	10				
	21164	71	12		14010	73	10				
	22124	5	15		14210	17	13				
	01522-05104	5	6		20610	53	12				
	05104	29	7		20810	14	54				
	01642-02114	5	23		30810	77	6				
	02114	7	16		08915-13410	77	4				
	01648-00084	5	7		13510	73	4				
	00084	19	9		13610	69	4				
	01931-00134	73	2		13810	7	6				
*	01978-11154	69	6		13810	13	10				
	08100-82010	41	4		13810	14	55				
	08110-61210	51	6		13810	29	22				
	61662	29	3		13810	35	6				
	62062	14	52		13810	77	7				
	81622	14	59		14010	13	39				
	81662	13	7		14010	14	48				
	82010	7	4		14010	29	11				
	82062	7	12		14010	37	5				
	82062	13	28		14010	51	11				
	82062	14	51		14010	73	11				
	82062	29	8		14210	17	14				
	82062	37	8		23810	41	5				
	82062	71	4		24010	19	25				
	82562	73	14		43410	77	5				
	83062	13	30		43510	73	5				
	83562	37	9		43810	7	5				
	84562	13	32		43810	29	21				
	84562	65	5		43810	35	5				
	84562	71	7		44010	51	12				
	85562	13	31		44010	73	12				
	85562	13	43		53810	73	17				
	85562	65	4		08916-13610	51	7				
	86562	13	8		08921-32510	30	27				
	08114-02062	65	13		08931-30410	7	7				
	03062	41	3		30610	65	2				
	05562	65	6		44610	71	11				
	08120-61228	9	10		09929-51400	5	20				
	61628	11	15								
	61628	13	16								
	68010	69	3								
	81628	25	3								
	82028	9	21								
	82028	11	14								
	83028	73	15								
	08121-07010	14	47								
	23028	77	2								
	08124-00410	73	9								
	04510	37	3								
	09510	37	4								
	08131-06510	29	9								
	08134-02010	19	24								
	03010	27	5								
	08223-81610	33	10								
	82510	14	53								

PARTS NUMBER INDEX [10006-37500 ~ 15301-76201]

Pub.No. = PSD3418312

CODE	Part Number 部品番号	Page ページ	Key-No.	CODE	Part Number 部品番号	Page ページ	Key-No.	CODE	Part Number 部品番号	Page ページ	Key-No.
* K	10006-37500	19	23	K	12279-76200	3	2		13222-37504	29	19
* K	10101-	3	1- 23	K	76200	5	27		13224-76200	29	20
* K	11009-90103	5	1- 23	S	12280-37503	22	15		13231-78201	30	35
	11012-76200	5	13	S	37504	22	15		13238-37502	30	34
* K	11018-L1800	5	22	S	37505	22	15		13240-37502	19	20
	11019-76200	19	7	S	12281-37502	22	14		13252-61502	29	18
	76200	19	8	S	37503	22	14		13255-58000	29	25
	90002	5	16	S	37504	22	14		13256-18010	29	23
* K	11025-L1800	14	45	K	12289-14600	3	1		58000	29	24
K	11026-61000	3	9	K	14600	5	26		13257-37503	30	28
K	61000	9	3		12293-37501	5	5		13258-37503	30	29
	11041-C8600	19	1-	9	12303-90068	25	1-	3	13265-90017	19	15
K	11044-C8600	3	3	*	12304-90070	25	1	K	13270-61502	3	4
K	C8600	19	12		12306-61503	25	2	K	61502	19	16
	11045-76201	71	3		12307-61501	25	5		13284-37503	30	30
* K	11047-Y1400	13	34		12309-61503	21	11		13285-37503	30	31
	11050-76200	19	6		12310-90206	27	1.	2	13287-37501	30	32
	11052-76203	19	2		12312-61500	27	2		13288-37500	30	33
	11056-37502	19	13		12314-61500	27	6		13289-58000	29	26
	11059-76201	19	14	S	12318-37502	22	14		14003-90004	33	9
	11060-90017	71	5	S	12319-37503	22	15		14004-90205	35	1
K	11062-76200	3	20	S	12320-37502	22	14	K	14035-90000	3	14
K	76200	71	6	S	12321-37503	22	15	K	90000	35	2
S	11065-37506	19	21		12331-90400	17	1		14037-32200	35	4
S	37507	19	21		12335-90002	17	3	K	14327-37500	3	13
	11076-76203	19	3		13001-90109	29	1	K	61500	33	2
	11086-61501	19	22		13002-90010	5	9-	12	15010-90063	9	19
	11110-90806	9	1		13010-90002	29	2		90063	11	1-
K	11121-C7800	3	8	*	13011-L1802	13	37		15012-C6800	11	17
K	C7800	9	9	*	13012-L1801	13	35.	36	15021-61503	11	3
	11128-69200	9	2		13014-37500	29	6		15023-61503	11	7
* K	11931-90001	14	44	*	13015-L1801	13	36		15027-C6800	11	2
* K	11935-L1801	14	56	*	13016-L1803	13	33		15028-61502	11	1
* K	11936-90000	14	57	*	13018-L1802	13	40		15040-90003	13	13
S	12010-J5310	21	1-	3	* 13020-L1801	13	26		15042-90001	5	8
S	J5311	21	1-	3	* 13021-37501	22	17		15050-37501	11	8
	12024-37501	21	2		13024-37502	29	5	K	15066-90007	3	10
	12030-37500	21	8		13030-37500	29	10	K	90007	9	20
	12032-37500	21	3	*	* 13031-90006	13	24-	26	* 90008	14	50
S	12033-C6812	21	4	*	* 13034-90013	13	21		15108-90015	51	25
S	C6813	21	4		13036-34W00	13	5		15132-37501	11	9
	12100-37502	21	5-	8	K 13037-90002	13	23		15133-37500	11	10
	12109-37502	21	6	*	* 13038-L2501	13	42		15136-37500	11	12
	12113-37501	21	7	*	* 13040-90001	14	49		15140-90064	9	18
S	12117-Y5200	21	9	*	* 13041-L2501	13	29	K	15147-37500	3	17
S	Y5201	21	9	K	13043-T7200	3	12	K	37500	9	16
S	Y5202	21	9	K	T7200	13	22		15150-90002	9	15
S	Y5203	21	9		13044-Y5201	13	6		15193-90005	37	6
S	Y5204	21	9		13052-37500	51	5		15196-90002	37	7
S	Y5210	21	9		13054-90000	27	4		15200-C6800	37	1
S	Y5211	21	9		13081-76201	5	19		C6800	39	1-
S	Y5212	21	9	S	13201-Y5200	29	12		15201-61502	39	6
S	Y5213	21	9	S	Y5201	29	12		15208-61525	39	2-
S	Y5214	21	9	S	Y5202	29	12		15213-61502	39	7
	12123-90001	5	14	S	13202-C8700	29	13		15224-61501	39	8
	12200-61503	21	10.	11	S C8701	29	13		15237-C6800	39	1
	12205-76200	22	16	S	C8702	29	13	K	15239-V1700	3	15
	76200	25	4		13203-T7200	29	14	K	V1700	37	2
S	12207-61506	21	13	K	13207-C8700	3	6		15253-96001	19	17.
S	61507	21	13	SK	C8700	29	15		15262-90060	7	1
S	12209-61506	21	13	S	C8701	29	15	K	15266-76200	3	5
S	61507	21	13	S	C8702	29	15	K	76200	19	19
S	12210-61506	21	13		13208-Y1400	29	17	K	15270-96001	3	16
S	61507	21	13		13209-37501	29	16	K	96001	19	18
S	12211-61506	21	13		13214-Y5200	19	5		15280-90001	39	11
S	61507	21	13	S	13215-Y5200	19	4		15291-90003	39	9
S	12212-61506	21	13	S	Y5201	19	4		15300-76200	39	16
S	61507	21	13	S	Y5202	19	4		15301-76201	39	17



PARTS NUMBER INDEX [15303-61503 ~ 19310-90003]

Pub.No. = PSD3418312

CODE	Part Number 部品番号	Page ページ	Key-No.	CODE	Part Number 部品番号	Page ページ	Key-No.	CODE	Part Number 部品番号	Page ページ	Key-No.
	15303-61503	39	14		16682-61500	47	8		16792-61500	54	51
	61503	39	19		16683-61500	47	9		16810-61501	51	3
	15304-61501	39	13		16684-61500	47	10		61501	61	1- 12
	61501	39	18		16685-61500	47	11		16811-99000	61	1
	15341-61500	39	12		16686-37501	47	12		16817-Y8400	41	7
	16400-90201	41	1		16688-37501	47	13		Y8401	41	6
	90201	43	1- 13		16689-61501	47	14		16821-37500	61	12
	16413-Y7500	41	12	K	16701-37504	3	18	S	16822-37500	61	2
	16419-61501	41	2	K	37504	51	9	S	37501	61	2
	16424-37700	43	9		16702-37501	13	25	S	37502	61	2
	16425-37701	43	13		99208	53	1-5		16823-37500	61	3
	16426-37701	43	12	X	16703-90063	51	1		16824-99000	61	4
	16442-90000	43	1	X	90063	53	1-70		16825-90004	53	11
	16444-99125	43	3- 6		16711-99000	53	4		99000	61	7
	16445-99000	43	8		16714-99001	53	10	S	16826-99000	61	8
	16449-90000	43	10		16716-37500	53	8	S	99001	61	8
	16450-Y7500	43	11		16720-99010	53	6	S	99002	61	8
	16454-99002	43	2		16723-37503	53	7	S	99003	61	8
	16501-90060	45	1- 8		16726-95000	53	41	S	99004	61	8
	16509-99109	45	7		16727-95000	53	40	S	99005	61	8
	16510-Z9001	45	8		16729-37500	53	2	S	99006	61	8
	16521-99014	45	5		16739-99001	54	46	S	99007	61	8
	16524-99004	45	6		16740-37500	54	47		16827-99000	61	9
	16526-99212	45	4	S	16741-Z9000	54	48		16828-37500	61	10
	16546-99126	45	2.	S	Z9001	54	48		16829-37500	61	11
	99204	45	2	S	37500	54	48		16830-37500	61	5
	99205	45	3	S	37501	54	48		16831-37500	61	6
	16550-97001	45	12	S	37502	54	48		16854-Z9000	58	51
	16573-90064	45	9	S	37503	54	48		90001	58	52
	16577-90601	33	1	S	37504	54	48		16874-90001	57	29
	16596-95000	45	10	S	37505	54	48		17307-76201	7	13
	16600-90019	47	1	S	37506	54	48		17516-90000	41	14
				S	37509	54	48		19109-90064	51	2
	16612-37500	49	2		99004	53	31		90064	57	1- 72
	16615-37500	49	3		16742-37500	57	28		19120-90001	58	59
	16616-37500	49-1	5		37501	54	58		19123-90002	57	15
	16618-90003	49-1	8		16743-99003	53	32		19124-90001	58	62
	16620-37501	49-1	9		16744-37500	54	54	S	19125-Z9007	59	65
	16626-J2000	49-1	7		16745-95000	53	27-33	S	Z9008	59	65
	16629-37501	49-1	6		16748-37500	53	30	S	Z9009	59	65
	16635-J2000	3	7		16750-37500	53	29	S	Z9010	59	65
	J2000	47	2		16751-37500	53	28	S	Z9011	59	65
	16640-90014	51	4		16752-37500	53	3	S	Z9012	59	65
	90014	63	1- 21		16753-37500	54	60		19129-99005	59	64
	16641-99001	63	1		37500	63	19		19131-90001	58	63
	16644-90000	63	21		16754-37501	54	55		19136-99000	59	68
	16645-37501	63	2		37501	57	11		19211-37500	59	70
	16646-37501	63	3		61501	54	49		19258-37500	57	8
	16647-37500	63	4		16757-37500	54	69		19261-99005	57	22
	16648-37504	63	6- 9		16759-37500	53	33		19268-90000	57	13
	16649-37500	63	7		16760-99003	53	14		19276-90003	58	42
	16650-37501	63	8		16761-99003	53	22		19277-Z9001	58	43
	16651-37501	63	9		16766-37500	54	43		19278-90000	58	44
	16652-37500	63	10		16767-37500	53	42		90001	58	61
	16653-37500	63	11		16768-37500	54	44		99010	63	14
	16655-37501	63	16		16769-37500	53	37		99014	53	13
	16656-37500	63	17		16772-37500	53	38		19279-90000	58	45
	16657-37500	63	5		16773-37500	53	17		99003	57	6
	16658-99000	63	12		16776-37500	53	18		19280-90001	58	35
	16659-37500	63	13		16777-37500	53	19		19283-90001	58	48
	16660-37500	63	15		16778-37500	53	21		99014	58	47
	16666-J2000	47	4		99001	54	70		19285-99000	57	19
	90001	47	20		99002	53	5		19286-99019	57	23
	16669-90014	41	15		99002	58	38		19289-99004	57	7
	16670-90007	47	3		16780-99003	53	36		19290-99004	58	39
	16676-90111	47	18		16783-61500	54	45		99006	59	71
	16680-61500	47	6		16790-90061	51	1- 7		19303-90010	58	34
	16681-61500	47	7		16791-61500	54	50		19310-90003	57	20

PARTS NUMBER INDEX [19310-90004 ~ 19798-90000]

Pub.No. = PSD3418312

CODE	Part Number 部品番号	Page ページ	Key-No.	CODE	Part Number 部品番号	Page ページ	Key-No.	CODE	Part Number 部品番号	Page ページ	Key-No.
	19310-90004	57	12								
	19312-90004	57	27								
	19314-90001	58	41								
	99016	58	37								
	19325-90002	57	30								
	19331-99104	58	56								
	19332-90001	58	55								
	19334-90015	58	58								
	19336-99009	57	16								
	19339-99000	57	32								
	19340-99002	58	54								
S	19342-T9300	58	33								
S	T9301	58	33								
S	90001	57	33								
S	90002	57	33								
S	90003	57	33								
S	90004	57	33								
	19344-90000	58	50								
	19350-90001	58	57								
	19353-90005	58	53								
	19356-99114	57	1								
	19363-99007	57	31. 32								
	19370-90003	57	17								
	19373-99013	57	14. 15								
	19376-99113	58	36								
	99114	58	40								
	19378-90002	58	49								
	99001	59	72								
	19380-90004	57	10								
	19382-Z9000	57	9								
	90001	57	18								
	99017	57	26								
	99017	58	60								
	19388-99005	58	46								
	19389-99007	59	67								
	19797-99001	57	21								
	99003	57	25								
	19798-90000	59	69								



PARTS NUMBER INDEX [20017-90007 ~ 25640-90003]

Pub.No. = PSD3418312

CODE	Part Number 部品番号	Page ページ	Key-No.	CODE	Part Number 部品番号	Page ページ	Key-No.	CODE	Part Number 部品番号	Page ページ	Key-No.
	20017-90007	81	91		23343-61504	79	22				
*	20102-90061	81	73		23366-61500	79	24				
	21010-61505	65	1		23369-61503	79	4				
	61505	67	1- 12		23372-99004	79	2				
	21013-61502	67	10		23379-61503	79	8				
	21014-61503	67	8		23380-61501	79	7				
	21026-31W00	67	5		23383-61504	79	15. 16				
	21027-61500	67	3		23441-37501	79	16				
	21035-37502	67	4		23446-61501	79	19				
	21043-37500	67	12		23500-89906	81	141				
	21051-61502	69	5	*	24860-69915	81	176				
	21052-90061	69	2		25110-27000	81	166				
	21054-37503	67	6		25240-89902	7	15				
	21055-37500	67	7		25640-90003	81	215				
	21060-90062	69	1								
	21069-61500	65	7								
	21070-90005	7	3								
K	21074-37502	3	19								
K	37502	65	3								
	21200-76205	71	1								
	21202-90201	71	2								
	21219-90209	7	2								
K	21307-61520	3	21								
K	61520	7	11								
	21310-90009	7	10								
K	21331-76201	3	22								
K	76201	7	14								
	21383-90011	81	133								
	90012	65	11								
	90012	81	134								
	90013	65	12								
	21501-09901	81	131								
	90203	81	132								
*	21504-90165	65	9								
*	21505-90068	65	10								
	22178-90004	13	14								
K	22179-90001	3	11								
K	90001	13	15								
	23100-90066	73	1								
	90066	75	1- 29								
	23102-L1800	75	8								
	23108-L1801	75	1- 3								
	23116-L1800	75	25								
	23120-B9801	75	5								
	14801	75	3								
	23127-L6001	75	9. 10								
	23131-L6000	75	27								
	L6000	75	29								
	23134-27000	75	16								
	23137-27000	75	10								
	23151-L1801	75	26								
	23161-27000	75	28								
*	23174-90067	73	13								
	23183-L6001	75	9								
	23220-27000	81	161								
	23300-61504	77	1								
	61504	79	1- 24								
	23306-61503	79	5. 7								
	23310-61503	79	1								
	23313-99111	79	3								
	23318-61501	79	17. 18								
	23319-61503	79	18								
	23322-61502	79	20								
	23330-61503	79	12								
	23333-61503	79	9								
	23337-61504	79	10. 11								
	23338-61503	79	11								
	23340-61501	79	13								

PARTS NUMBER INDEX (30412-P5100 ~ 33322-90000)

Pub.No.= PSD3418312

CODE	Part Number 部品番号	Page ページ	Key-No.	CODE	Part Number 部品番号	Page ページ	Key-No.	CODE	Part Number 部品番号	Page ページ	Key-No.
*	30412-P5100	5	21								
	73000	13	27								
	33322-90000	13	41								

PARTS NUMBER INDEX [69170-L1400 ~ 69170-L1400] Pub.No.= PSD3418312

CODE	Part Number 部品番号	Page ページ	Key-No.	CODE	Part Number 部品番号	Page ページ	Key-No.	CODE	Part Number 部品番号	Page ページ	Key-No.
*	69170-L1400	14	46								
	(追加部番)										
K	01351-21084	3	23								
	21022-61505	67	2								
	25080-96001	71	13								



TAKEUCHI MFG. CO., LTD.
205-3, UADAIRA, SAKAKI-MACHI,
HANISHINA-GUN, NAGANO 389-07
JAPAN

TEL:02688-2-3311
TELEX:332754ITSK J
TELEFAX:02688-2-4149