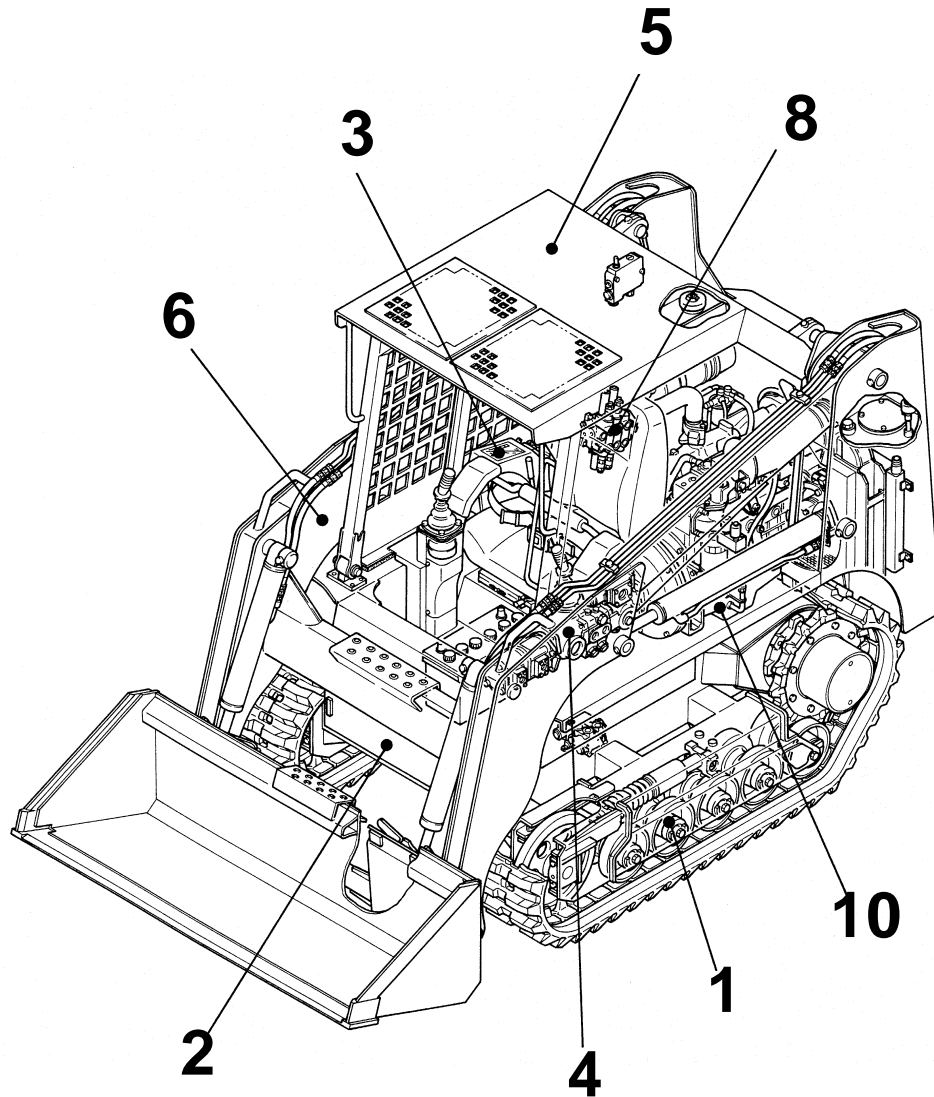


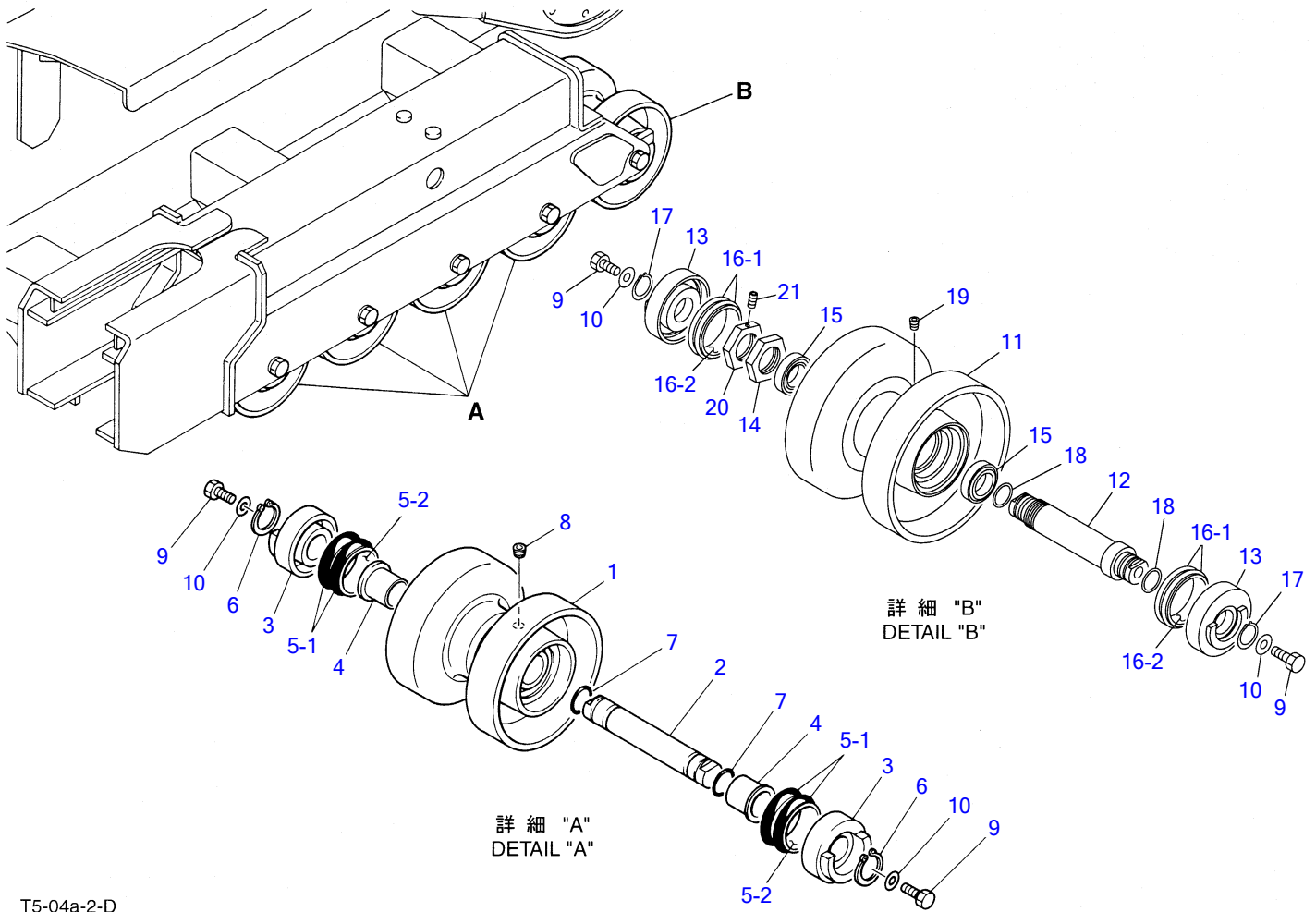
TL126

Book No. PT5-101Z5-3
Serial No.21260001-



TAKEUCHI

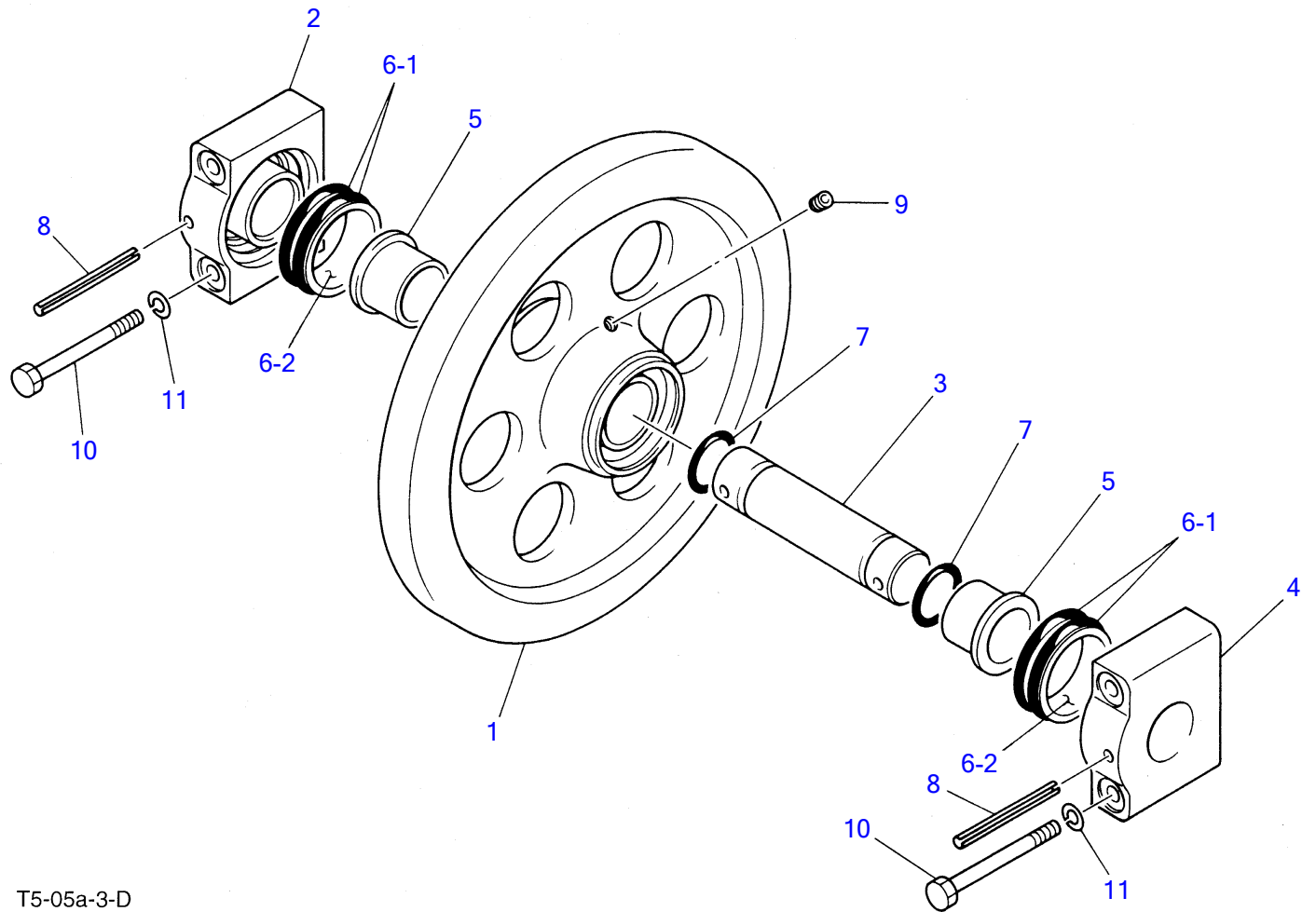
Item	Part number	Description	index				Remarks
			Q'ty	Chan.	Serial No.	Serv.	
1		UNDERCARRIAGE					
2		MAIN FRAME & CONTROL LEVER					
3		ENGINE & ELECTRICAL SYSTEM					
4		HYDRAULIC PIPNG & TANK					
5		COVER & CAB					
6		ATTACHMENT					
7		DECAL & TOOL					
8		HYDRAULIC DEVICE					
9		NUMERICAL INDEX					
10		ENGINE(ISUZU A-4JB1PAA10) 2006.5.31					



T5-04a-2-D

TRACK ROLLER (rubber crawler)

Item	Part number	Description	Q'ty	Chan.	Serial No.	Serv.	Remarks
0-1	0880130000	ROLLER ASSY	8				
1	0880130010	▪ SHELL	1				
2	0860134010	▪ SHAFT	1				
3	0221240400	▪ COVER	2				
4	1333073535	▪ BUSHING	2				
5	1432500560	▪ SEAL	2				
5-1	1432500561	▪ ▪ O-RING	2				
5-2	1432500562	▪ ▪ RING, seal	2				
6	1220000035	▪ RING, snap	2				
7	1420100300	▪ O-RING	2				
8	1501810001	▪ PLUG	1				
9	1100051645	BOLT	20				
10	1141540016	WASHER	20				
0-2	0880135100	ROLLER ASSY	2				08801-35000
11	0880135200	▪ SHELL	1				
12	0880133300	▪ SHAFT	1				
13	0880132400	▪ COVER	2				
14	0880133500	▪ NUT	1				
15	1305000004	▪ BEARING	2				
16	1432500660	▪ SEAL	2				
16-1	1432500661	▪ ▪ O-RING	2				
16-2	1432500662	▪ ▪ RING, seal	2				
17	1220000035	▪ RING, snap	2				
18	1420100300	▪ O-RING	2				
19	1501810001	▪ PLUG	1				
20	0880133600	▪ NUT	1				
21	1121340608	▪ SET-SCREW	1				
	T504a3L						

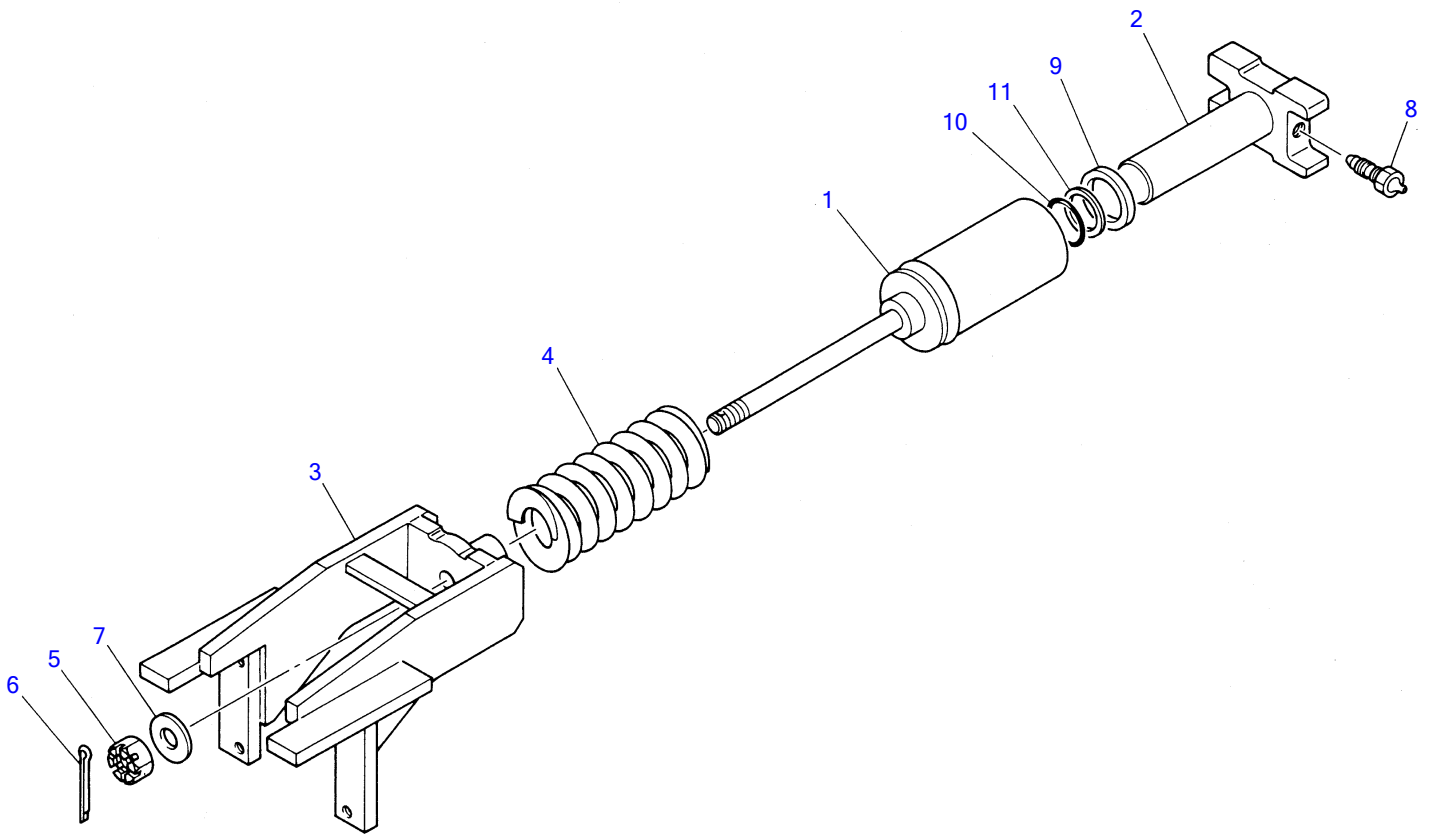


T5-05a-3-D

FRONT IDLER

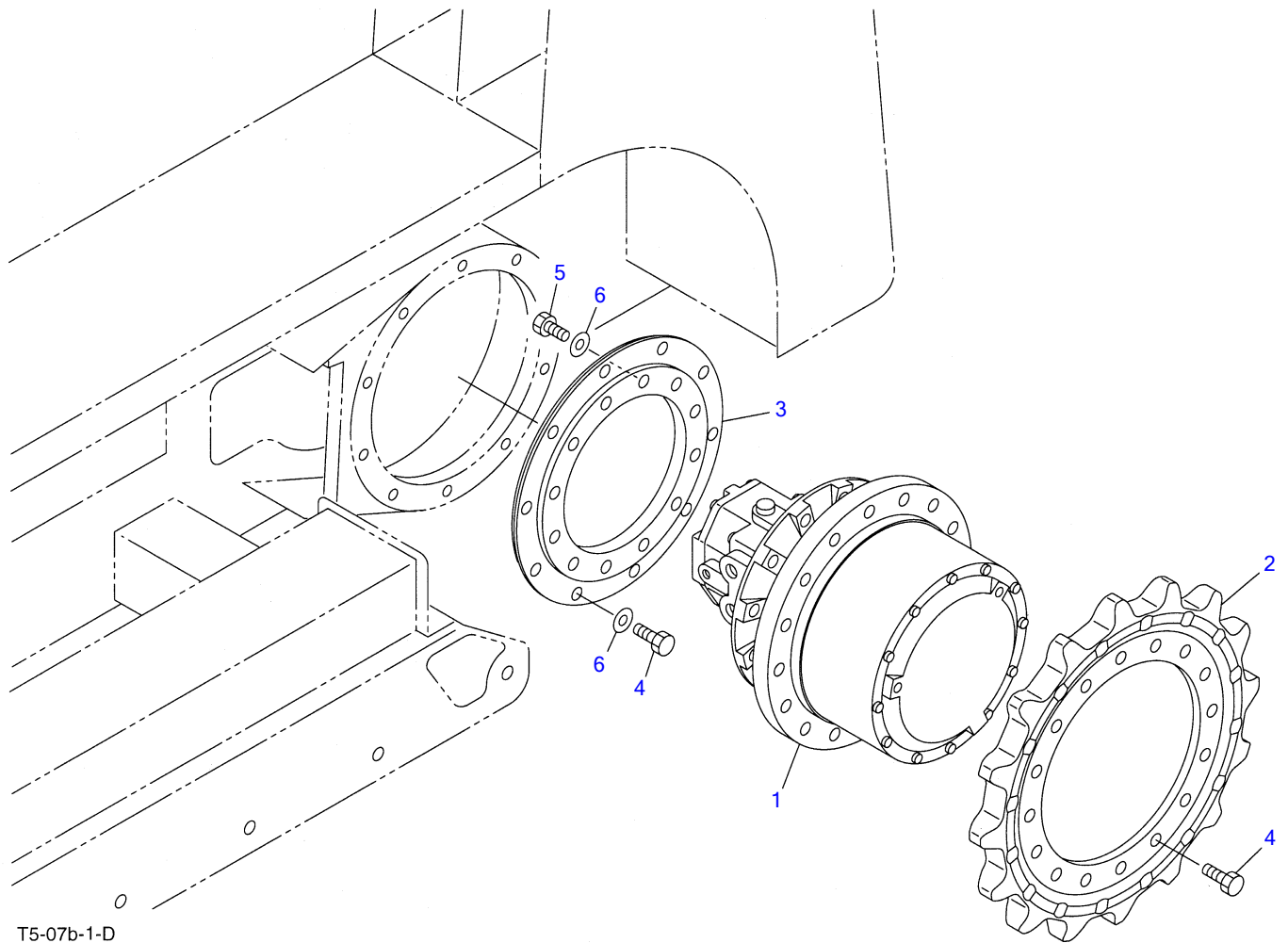
Item	Part number	Description	Q'ty	Chan.	Serial No.	Serv.	Remarks
	0880140000	IDLER ASSY	2				
1	0880140010	▪ IDLER	1				
2	0880140020	▪ COVER (R.H.)	1				
3	0871140030	▪ SHAFT	1				
4	0880140030	▪ COVER (L.H.)	1				
5	1333064540	▪ BUSH	2				
6	1432500640	▪ SEAL	2				
6-1	1432500641	▪ ▪ O-RING	2				
6-2	1432500642	▪ ▪ RING, seal	2				
7	1420100400	▪ O-RING	2				
8	1213101000	▪ PIN, spring	2				
9	1501810001	▪ PLUG	1				
10	1101141215	BOLT	4				
11	1140020012	WASHER, SPRING	4				
	T505a2L						

TL126 Book No. PT5-101Z5 S/N 21260001-
TRACK ADJUSTER



TRACK ADJUSTER

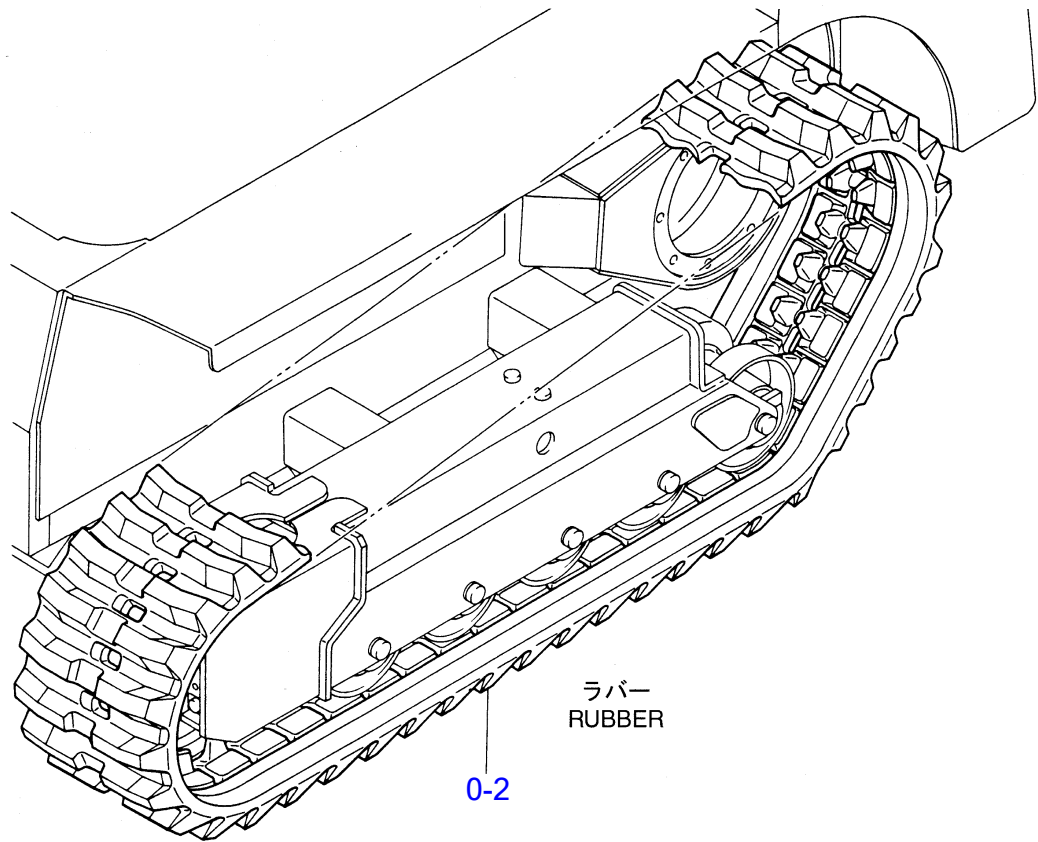
Item	Part number	Description	Q'ty	Chan.	Serial No.	Serv.	Remarks
	0880151200	ADJUSTER ASSY	2				
	0880151210	· CYLINDER	1				
	0880151220	· PISTON	1				
	0880151010	· YOKE	1				
4	0007000040	· SPRING	1				
5	1132030020	· NUT	1				
6	1210000435	· PIN, split	1				
7	1141540020	· WASHER	1				
8	1541300501	· VALVE, check	1				
9	1400402640	· SEAL, oil	1				
10	1420010450	· O-RING	1				
11	1421020450	· RING, back-up	1				
	T506A4L						



T5-07b-1-D

TRAVEL DEVICE

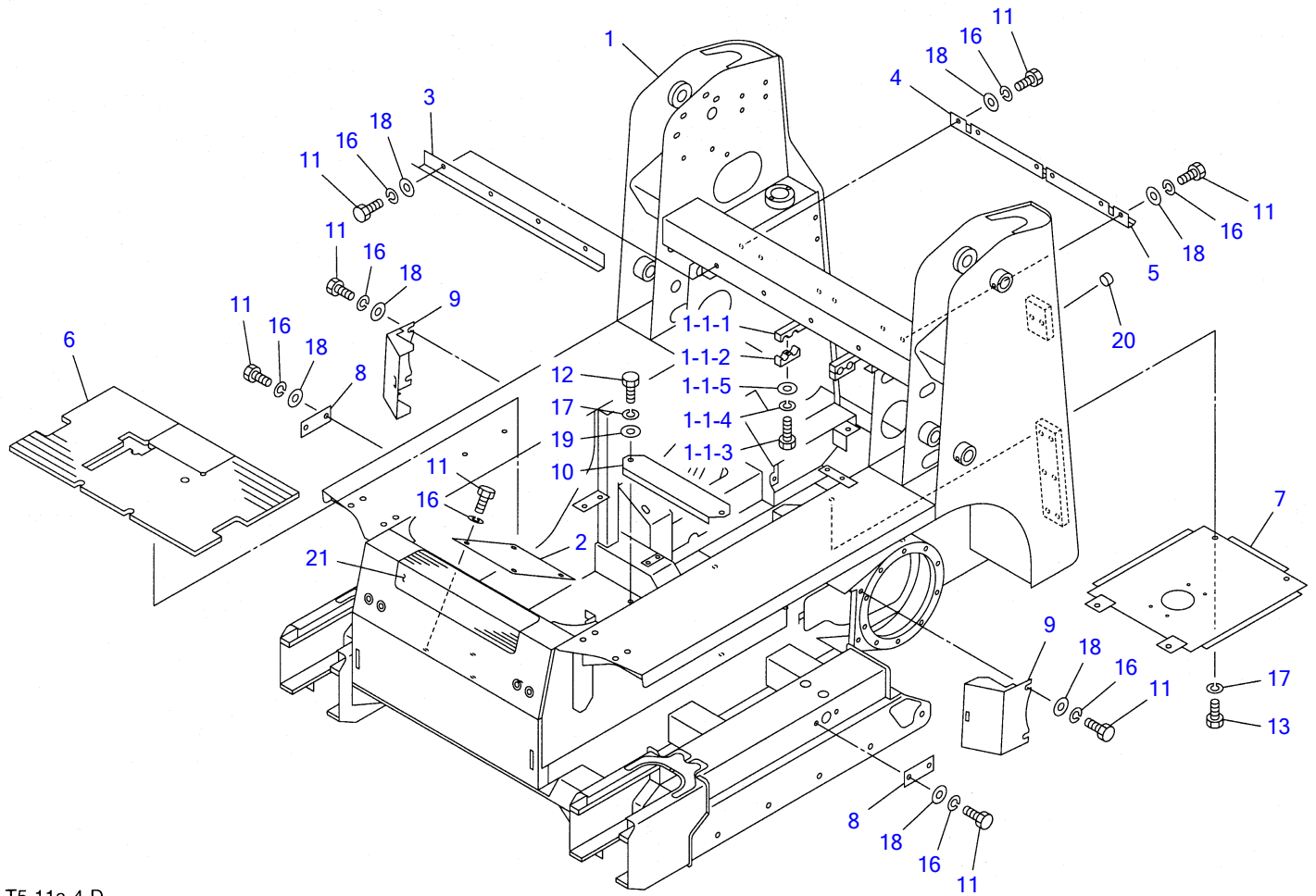
Item	Part number	Description	Q'ty	Chan.	Serial No.	Serv.	Remarks
		MOTOR ASSY(rubber)					
		MOTOR ASSY(steel)					
1	1903119600	MOTOR, travel	2				
2	0880165010	SPROCKET	2				rubber
3	0880165030	RING	2				
4	1100051630	BOLT	52				
5	1100051640	BOLT	24				
6	1141550016	WASHER	44				
	T507b0L						



T5-08a-1-D

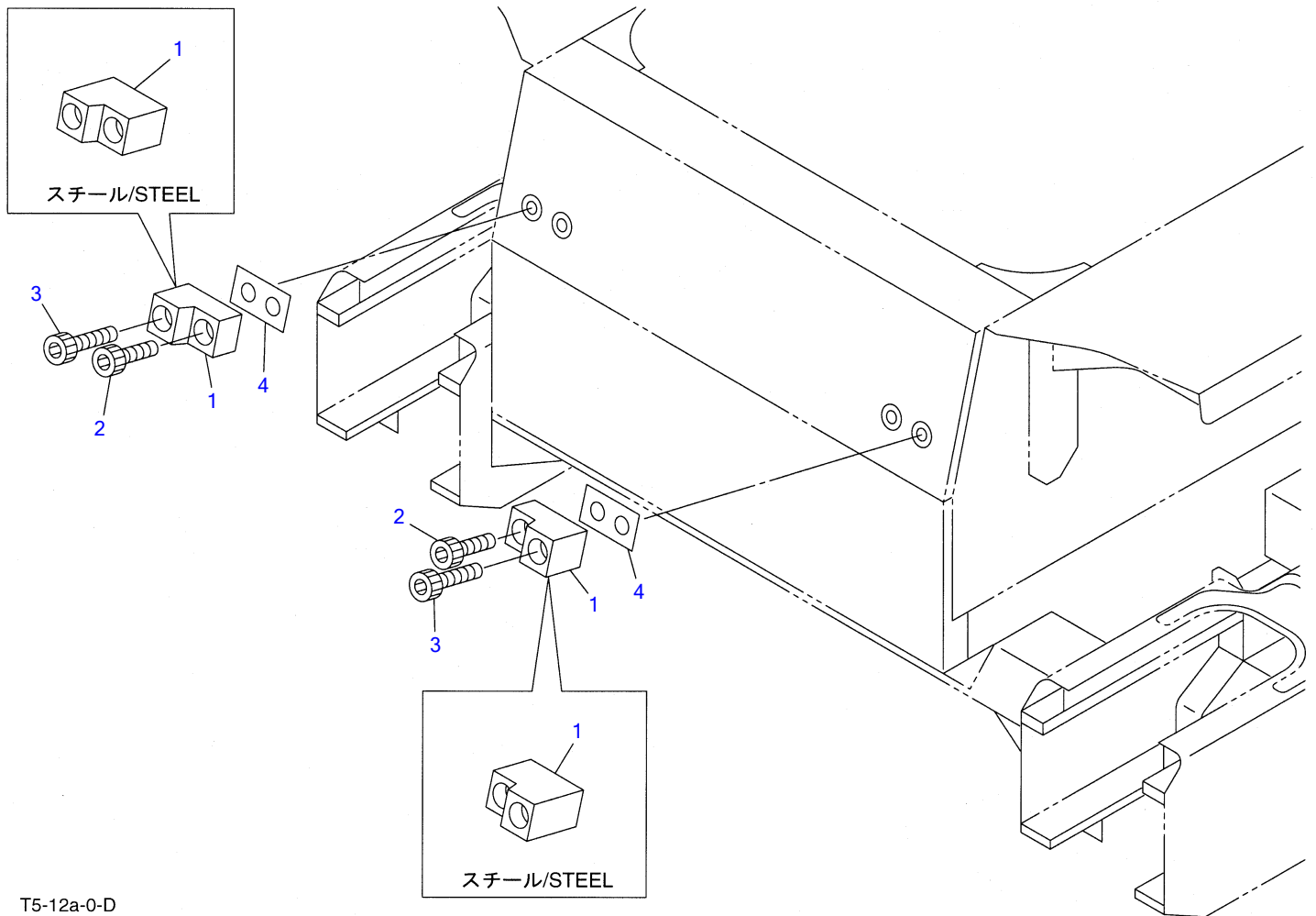
CRAWLER BELT

Item	Part number	Description	Q'ty	Chan.	Serial No.	Serv.	Remarks
0-2	1914060900	BELT, rubber crawler	2		not supply		
	1914060910	BELT, rubber crawler	2				
	T508A1L						



T5-11a-4-D

Item	Part number	Description	FRAME			Remarks
			Q'ty	Chan.	Serial No.	
		FRAME ASSY				
1	X *****	FRAME	1			
1-1	0880303120	· CLAMP ASSY	2			
1-1-1	X *****	· · CLAMP	1			
1-1-2	X *****	· · CLAMP	1			
1-1-3	1100040835	· · BOLT	1			
1-1-4	1140020008	· · WASHER, spring	1			
1-1-5	1141110008	· · WASHER	1			
2	0880300050	COVER	1			
3	0880300300	PLATE	1			
4	0880300310	PLATE	1			
5	0880300320	PLATE	1			
6	0880300330	MAT, floor	1			
7	0880300340	COVER	1			
8	0341004000	COVER	2			
9	0880303030	COVER	2			
10	0880303040	PLATE	1			
11	1100040816	BOLT	22			
12	1100041014	BOLT	2			
13	1100041025	BOLT	4			
16	1140020008	WASHER, spring	22			
17	1140020010	WASHER, spring	6			
18	1141110008	WASHER	18			
19	1141110010	WASHER	2			
20	1652533021	CAP	16			
21	0880821355	SEAT	1			
	T511a5L					

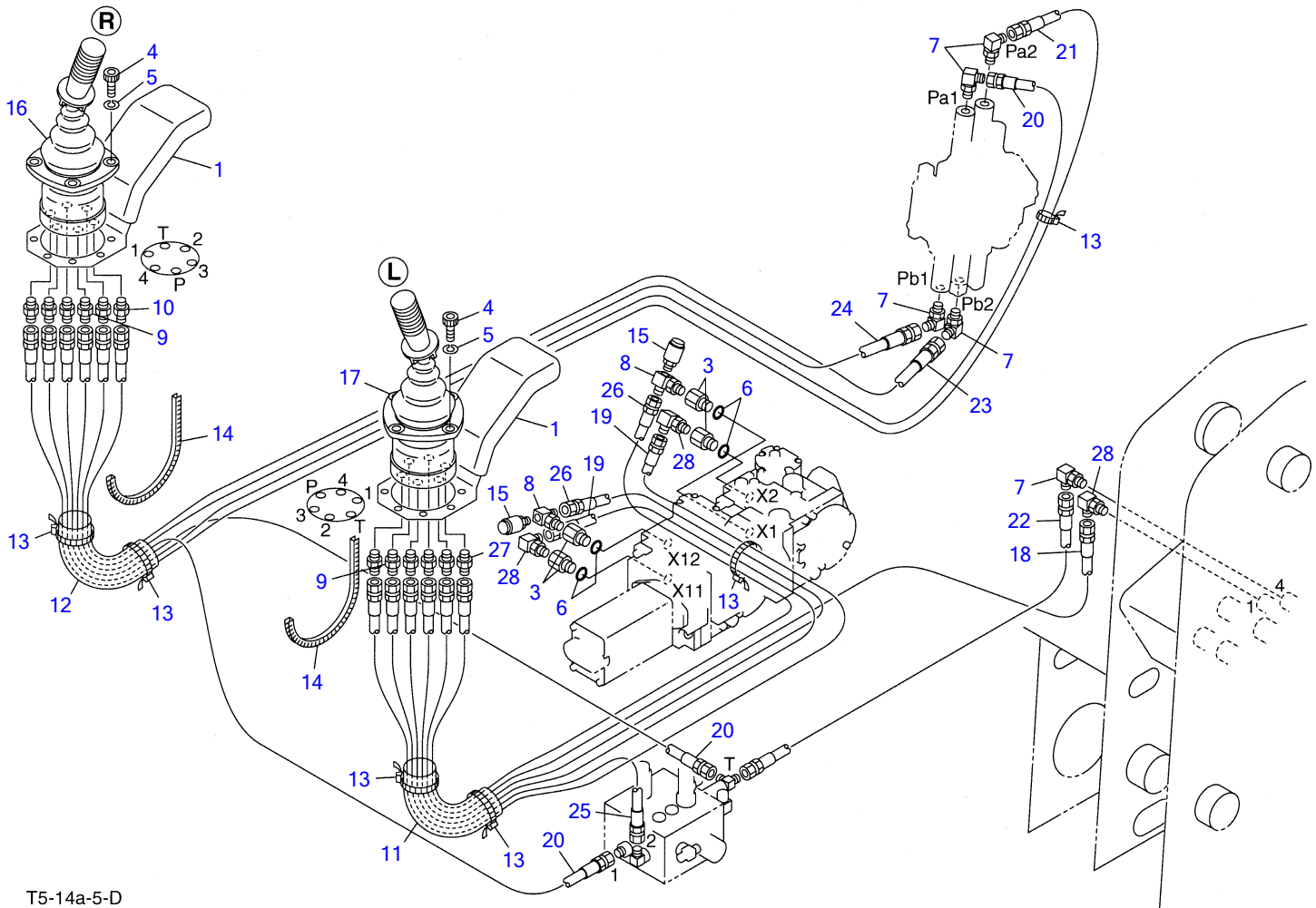


T5-12a-0-D

ARM STOPPER

Item	Part number	Description	Q'ty	Chan.	Serial No.	Serv.	Remarks
		STOPPER ASSY (rubber)					
		STOPPER ASSY (steel)					
1	0880303410	STOPPER	2				rubber
	0880300940	STOPPER	2				steel
2	1110042035	CAP SCREW	2				rubber
	1110042075	CAP SCREW	2				steel
3	1110042060	CAP SCREW	2				rubber
	1110042095	CAP SCREW	2				steel
4	0880300950	SHIM	AR				
	T512a0L						

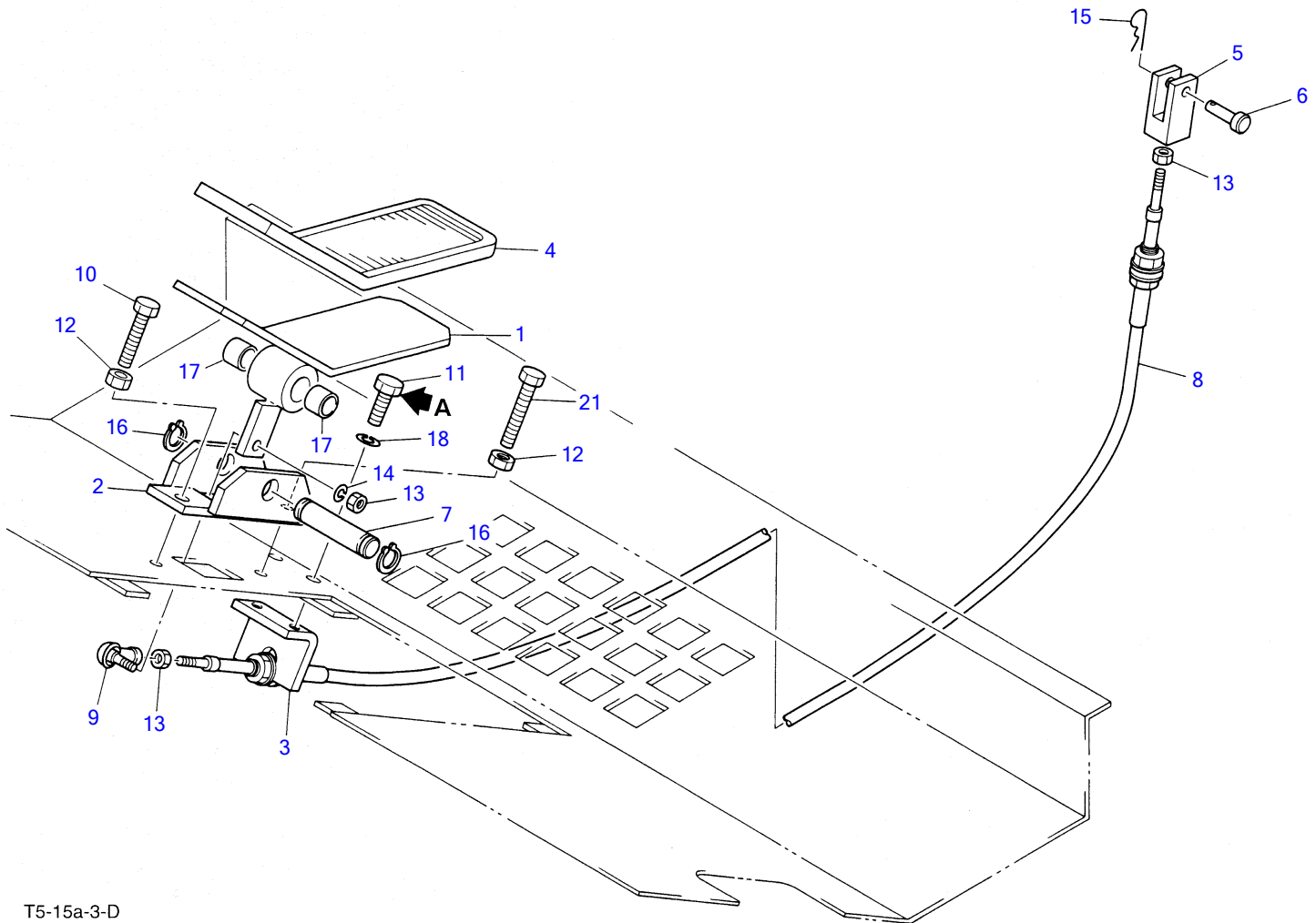
TL126 Book No. PT5-101Z5 S/N 21260001-
PIPING; OPERATION LEVER



T5-14a-5-D

PIPING; OPERATION LEVER

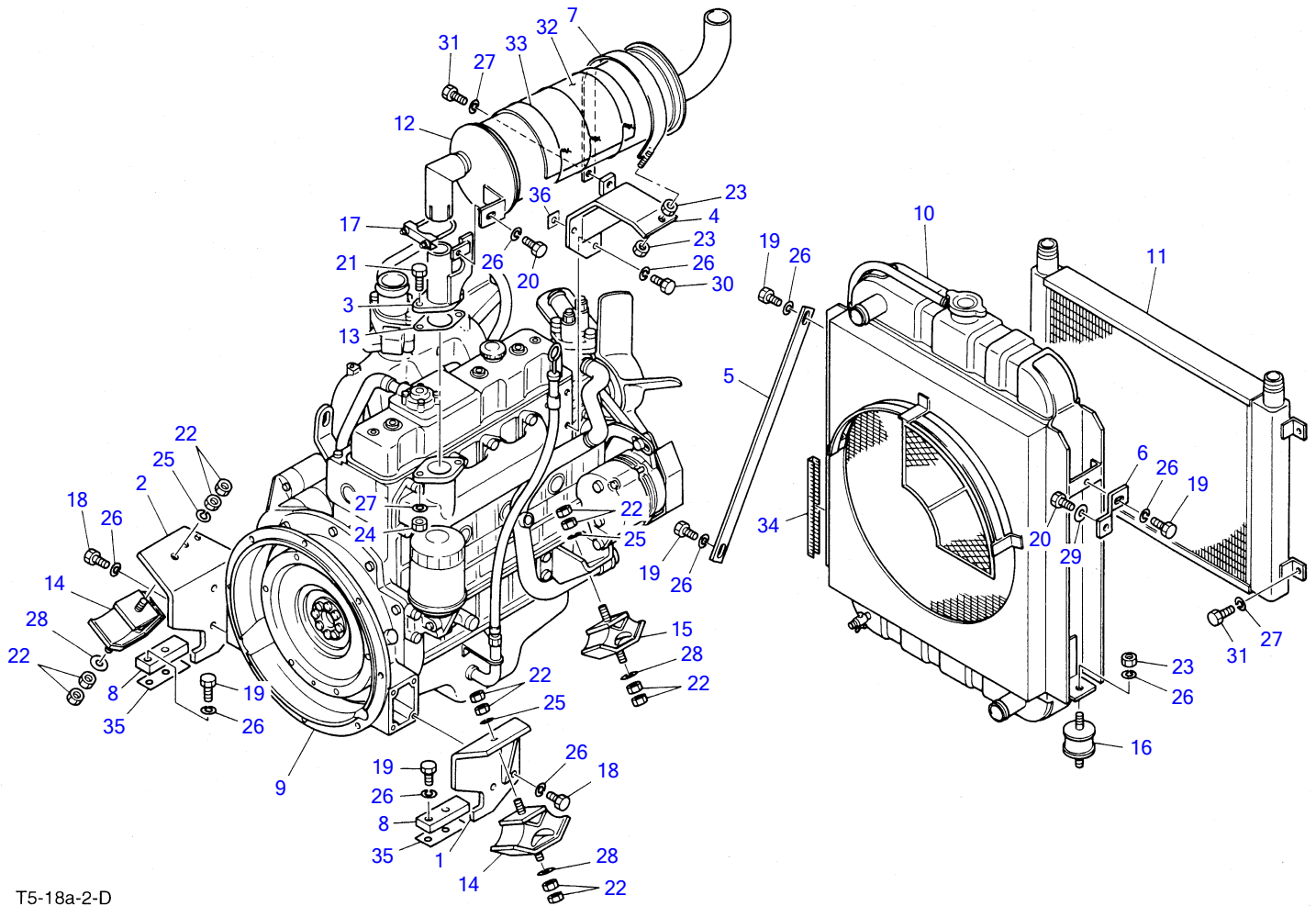
Item	Part number	Description	Q'ty	Chan.	Serial No.	Serv.	Remarks
		PIPING ASSY					
1	0880711010	REST,arm	2				
3	0007213043	BUSHING	4				
4	1110040625	CAP SCREW	8				
5	1140020006	WASHER,spring	8				
6	1420370906	O-RING	4				
7	1515010040	ELBOW	5				
8	1512330003	ELBOW	2				
9	1512370008	FILTER	2				
10	1515600200	ADAPTOR	5				
11	1532224050	TUBE	1				
12	1532224070	TUBE	1				
13	1652201007	BAND	6				
14	1653901020	MOLD,garnish	2				
15	1700100015	SWITCH,pressure	2				
16	1901719000	VALVE,pilot	1				
17	1901723300	VALVE,pilot	1				
18	1801023195	HOSE ASSY	1				
19	1801023160	HOSE ASSY	2				
20	1801022185	HOSE ASSY	3				
21	1801022180	HOSE ASSY	1				
22	1801022170	HOSE ASSY	1				
23	1801022130	HOSE ASSY	1				
24	1801022125	HOSE ASSY	1				
25	1801022120	HOSE ASSY	1				
26	1801023165	HOSE	2				
27	1515600571	ADAPTOR	5				
28	1515010130	ELBOW	3				
	T514a6L						



T5-15a-3-D

PEDAL						
Item	Part number	Description	Q'ty	Chan.	Serial No.	Serv. Remarks
1	0880320010	PEDAL	1			
2	0880320020	BRACKET	1			
3	0880320030	BRACKET	1			
4	0363214600	COVER	1			
5	0005506036	YOKE	1			
6	0004006017	PIN	1			
7	0004215053	SHAFT	1			
8	1630351150	CABLE	1			
9	1340000060	END, rod	1			
10	1100040850	BOLT	1			
11	1100040816	BOLT	2			
12	1130040008	NUT	2			
13	1130040006	NUT	3			
14	1140020006	WASHER, spring	1			
15	1214000006	PIN, snap	1			
16	1220000015	RING, snap	2			
17	1333001512	BUSHING	2			
18	1140020008	WASHER, spring	2			
21	1100240860	BOLT	1			
	T515a3L					

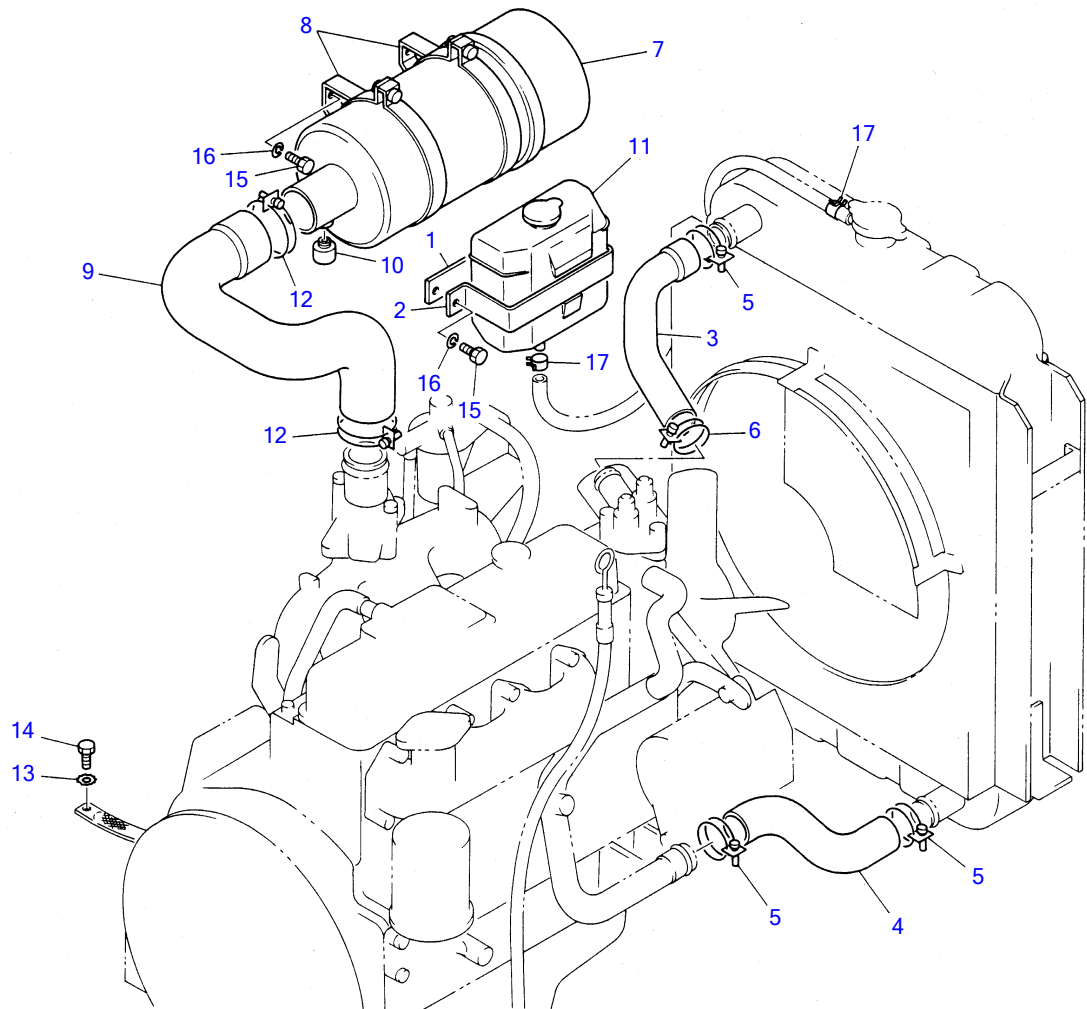
TL126 Book No. PT5-101Z5 S/N 21260001-
ENGINE & ACCESSORIES (1/2)



T5-18a-2-D

ENGINE & ACCESSORIES (1/2)

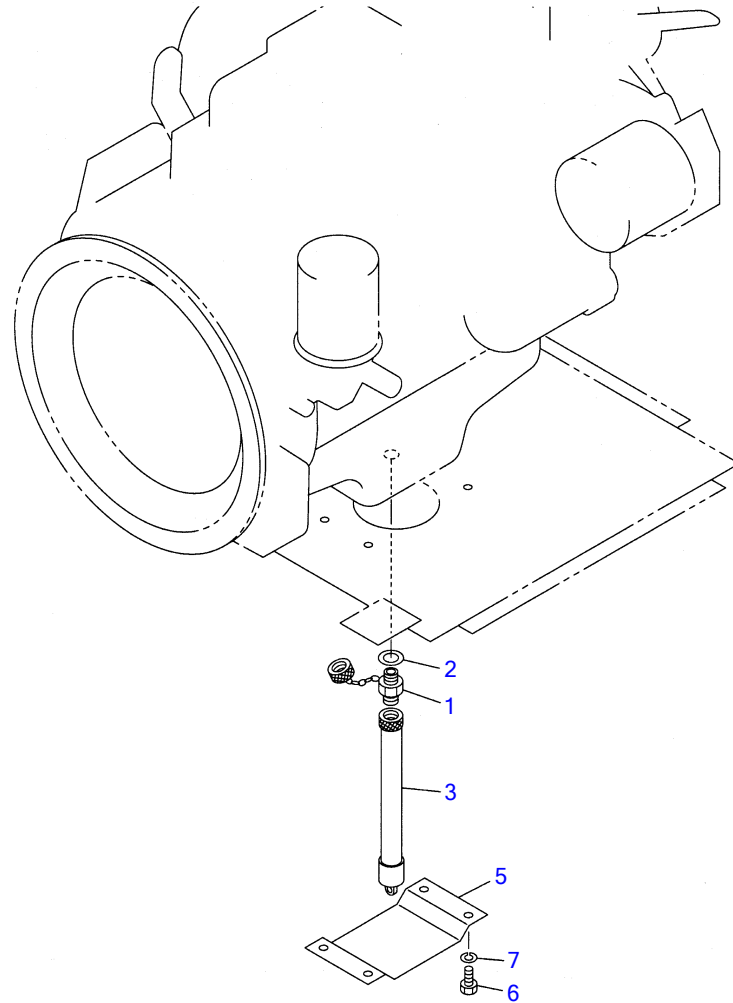
Item	Part number	Description	Q'ty	Chan.	Serial No.	Serv.	Remarks
1	0880400010	FOOT, engine (L.H.)	1				
2	0880400020	FOOT, engine (R.H.)	1				
3	0880401020	PIPE	1				
	0880402010	BRACKET	1				
5	0880400050	BRACE	1				
6	0880400060	BRACE	1				
7	0880401040	BAND	1				
8	0880400100	STOPPER	2				
	1910124001	ENGINE	1				ISUZU A-4JB1PAA10
10	1910103002	RADIATOR	1				ISUZU 3-220386-B
11	1910097003	COOLER, oil	1				ISUZU 3-220387-A
12	1910103005	SILENCER	1				ISUZU 2-110373-B
	1910124022	GASKET	1				ISUZU 897016-1010
14	1651044004	RUBBER, cushion	2				
15	1651044003	RUBBER, cushion	2				
16	1651010008	RUBBER, cushion	2				
17	1533300045	U-BOLT	1				
18	1100041030	BOLT	8				
19	1100041025	BOLT	7				
20	1100041020	BOLT	2				
21	1100040835	BOLT	2				
22	1130040012	NUT	16				
23	1130040010	NUT	4				
24	1130040008	NUT	2				
25	1140020012	WASHER, spring	4				
26	1140020010	WASHER, spring	19				
27	1140020008	WASHER, spring	7				
28	1141540012	WASHER	4				
29	1141540010	WASHER	1				
30	1101041025	BOLT	1				
31	1100040816	BOLT	5				
32	0880401060	ABSORBENT	1				
33	0880401070	WIRE	3				sold by the meter
34	1653901020	MOLD	1				sold by the meter
35	0880401080	SHIM	2				
36	0880401099	APACER	1				
	T518a3L						



T5-19a-0-D

ENGINE & ACCESSORIES (2/2)

Item	Part number	Description	Q'ty	Chan.	Serial No.	Serv.	Remarks
1	0880400080	HOLDER	1				
2	0880400090	HOLDER	2				
3	1910097011	HOSE	1				ISUZU 3-220388-A
4	1910097012	HOSE	1				ISUZU 3-220197-B
5	1910049017	CLAMP	3				ISUZU 909915-5121
6	1910026023	CLAMP	1				ISUZU 3-220010-B
7	1910103007	CLEANER, air	1				ISUZU F-20502075-F
8	1910103048	BAND	2				ISUZU F-M1112000-F
9	1910103011	HOSE	1				ISUZU 3-220389-A
10	1910097117	INDICATER	1				ISUZU 4-330315-A
11	1910049039	TANK	1				ISUZU 894440-9690
12	1533700071	CLIP	2				
13	1140330010	WASHER	1				
14	1100041020	BOLT	1				
15	1100040816	BOLT	6				
16	1140020008	WASHER, spring	6				
17	1533110010	BAND	2				
	T519a2L						

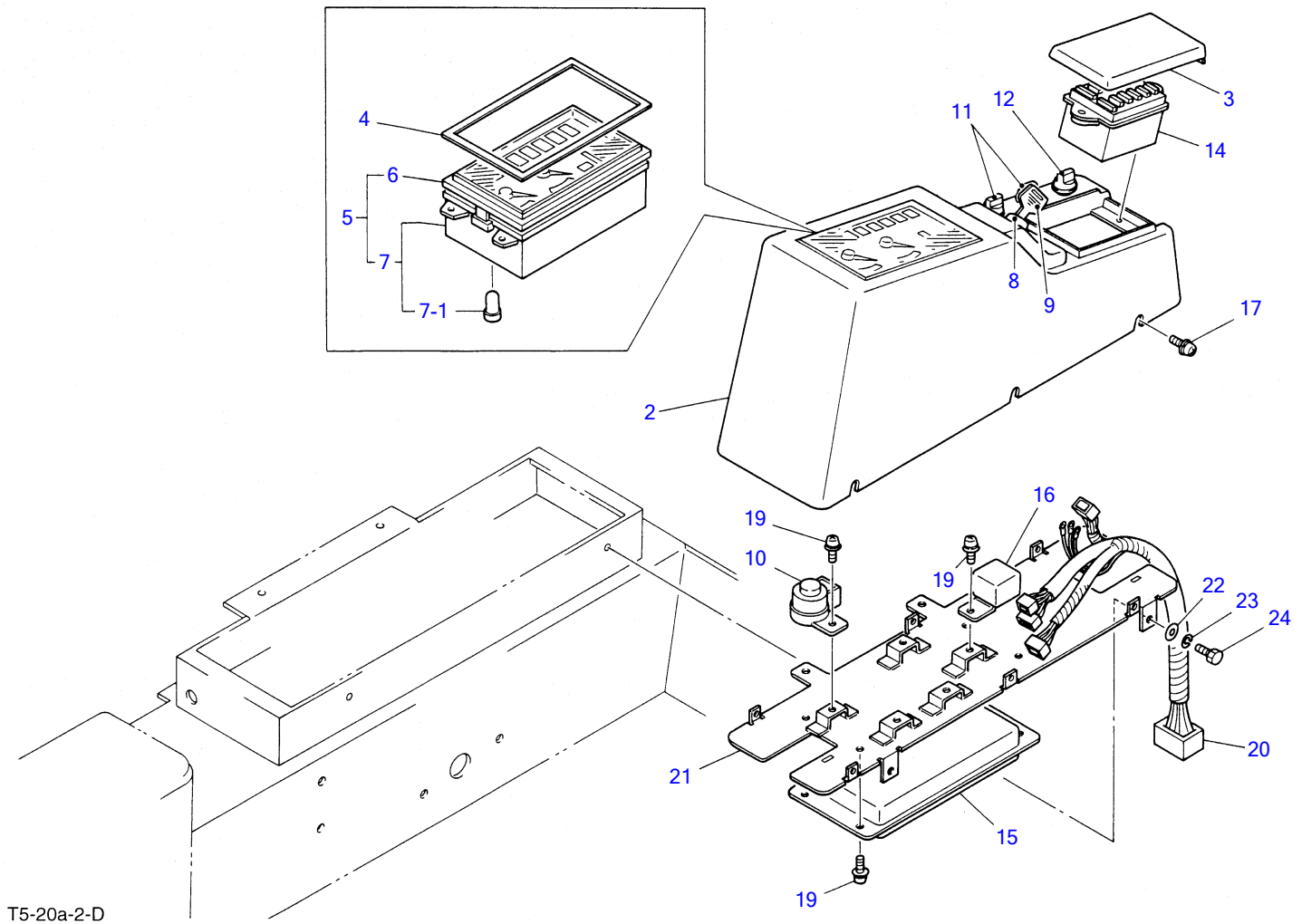


T5-19b-0-D

DRAIN PLUG

Item	Part number	Description	Q'ty	Chan.	Serial No.	Serv.	Remarks
		PLUG ASSY, drain					
1	1554502050	PLUG	1				
2	1541400520	WASHER	1				
3	1554512600	TUBE	1				
5	0880403010	GUARD	1				
6	1100040820	BOLT	4				
7	1140020008	WASHER, spring	4				
	T519b0L						

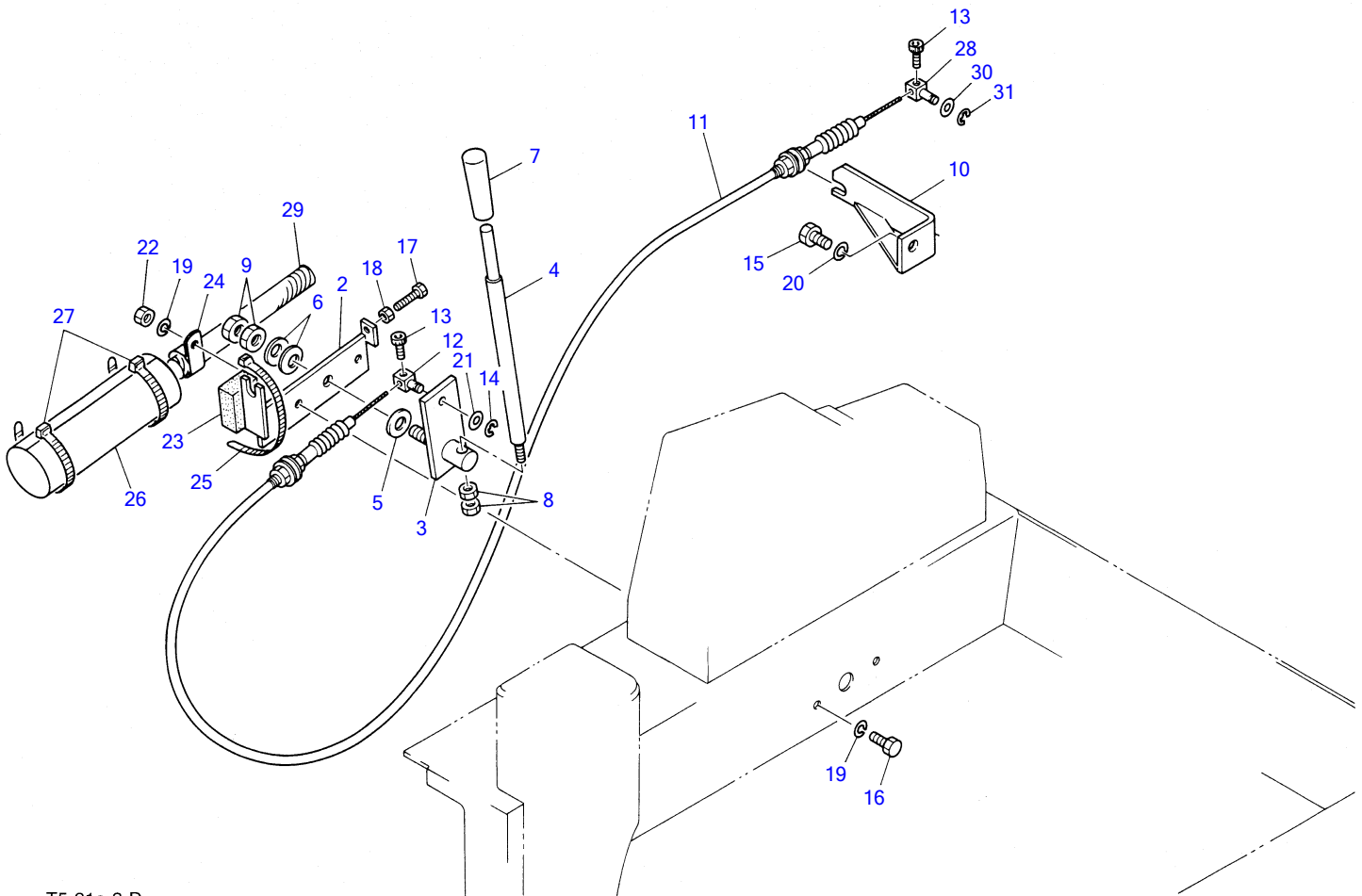
TL126 Book No. PT5-101Z5 S/N 21260001-
CONTROL BOX



T5-20a-2-D

CONTROL BOX

Item	Part number	Description	Q'ty	Chan.	Serial No.	Serv.	Remarks
1	1730140620	INSTRUMENT PANEL	1				
2	1730140171	· PANEL	1				
3	1730140172	· COVER	1				
4	1730140173	· GASKET	1				
5	1730145250	· GAUGE ASSY, cluster	1				11020-KW9000
6	1730140174	· · COVER, front	1				
7	1730140175	· · HOUSING	1				
7-1	1730140216	· · · BULB	11				
8	1700100023	· SWITCH, starter	1				
9	1700100019	· KEY	1				
10	1703000002	· BUZZER	1				
11	1701000600	· SWITCH, light	2				
12	1911503400	SWITCH, heater	1				option
14	1730140623	· BOX, fuse	1				15130-KW9230
15	1730140240	· CONTROL, unit	1				
16	1711900042	· RELAY	1				
17	1122500415	· SCREW	6				
19	1122500610	· SCREW	7				
20	1730140623	· HARNESS, wiring	1				11620-KW9230
21	1730140179	· PLATE	1				
22	1141190006	WASHER	4				
23	1140090006	WASHER, spring	4				
24	1100090616	BOLT	4				
	T520a3L						

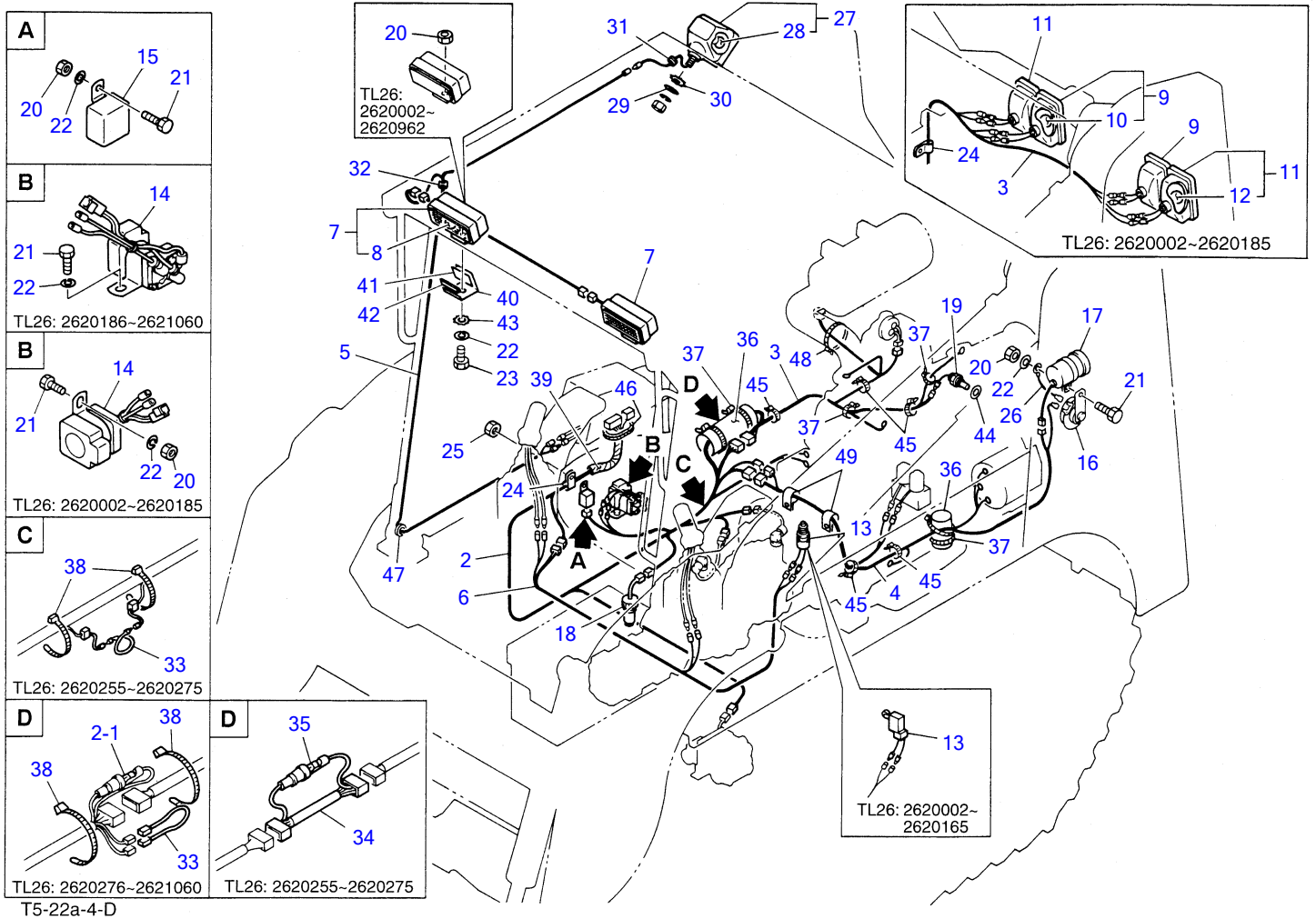


T5-21a-3-D

ENGINE CONTROL

Item	Part number	Description	Q'ty	Chan.	Serial No.	Serv.	Remarks
1	0880490010	CONTROL ASSY, engine	1				
2	0344100100	• PLATE	1				
3	0354101200	• LEVER	1				
4	0354101300	• SHAFT	1				
5	0344100400	• WASHER	1				
6	1225110014	• SPRING, conical	2				
7	1650132050	• GRIP	1				
8	1130040010	• NUT	2				
9	1130540014	• NUT	2				
10	0880410020	BRACKET	1				
11	0434100200	WIRE	1				
12	0007900020	PIN	1				
13	1110040510	CAP SCREW	2				
14	1224010006	E-RING	1				
15	1101041425	BOLT	1				
16	1100041045	BOLT	2				
17	1100240835	BOLT	1				
18	1130040008	NUT	1				
19	1140020010	WASHER, spring	4				
	1140020014	WASHER, spring	1				
21	1141110008	WASHER	1				
22	1130040010	NUT	2				
23	1654304006	SPONGE	1				
24	0007300001	CLAMP	2				
25	1652201003	BAND	1				
26	0880422080	PROTECTOR	1				
27	1652241200	BAND	2				
28	0007900006	PIN	1				
29	1532224020	PROTECTOR	1				
30	1141110006	WASHER	1				
31	1224010005	E-RING	1				
	T521a3L						

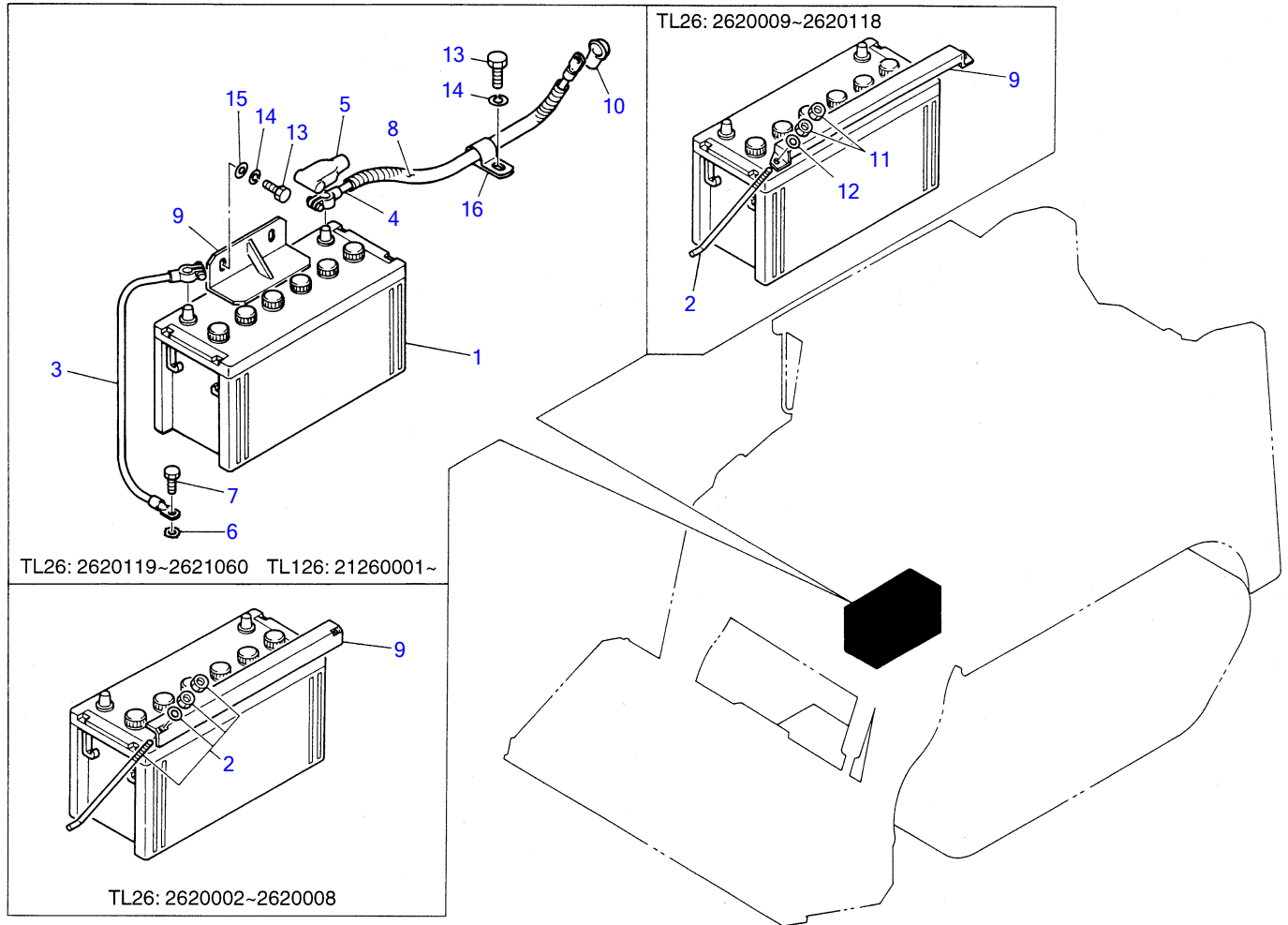
TL126 Book No. PT5-101Z5 S/N 21260001-
ELECTRICAL



ELECTRICAL

Item	Part number	Description	Q'ty	Chan.	Serial No.	Serv.	Remarks
1	0880423000	HARNESS ASSY, wiring	1				
2	0880423010	· HARNESS, wiring	1				
2-1	1701300020	· · FUSE	1				20A
3	0880422020	· HARNESS, wiring	1				
4	0880421030	· HARNESS, wiring	1				
5	0880422040	· HARNESS, wiring	1				
6	0880421050	· HARNESS, wiring	1				
7	1703006300	LAMP ASSY	2				
8	1703003605	· BULB	1				
	1700000014	SWITCH, limit	1				
14	1910110101	RELAY, safety	1				ISUZU 897040-4160
15	1711900020	RELAY	1				
16	1703500712	HORN	1				
17	1703700003	BUZZER	1				
18	1700100003	SENSOR	1				
19	1700100021	SENSOR	1				
20	1130040008	NUT	2				
21	1100040816	BOLT	4				
22	1140020008	WASHER, spring	6				
23	1100040820	BOLT	2				
24	0007300003	CLAMP	1				
25	1130040010	NUT	1				
26	0424200700	WIRE	1				
27	1703002700	LAMP ASSY	1				
28	1703002706	· BULB	1				
29	0003600006	WASHER	1				
30	1140330012	WASHER	1				
31	1652040730	GROMMET	1				
32	1652042030	GROMMET	1				
33	0494200800	LINK, fusible	1				
36	0880422080	PROTECTOR	2				
37	1652231250	BAND	6				
38	1652241150	BAND	2				
40	0880841200	PLATE	2				
41	0880841210	RUBBER	2				
42	1654613006	TRIM	2				sold by the meter
43	1140303008	WASHER	2				
44	1541201020	WASHER	1				
45	1652201005	BAND	5				
46	1653916020	TRIM	1				sold by the meter
47	1652001002	GROMMET	1				
48	1652201007	BAND	1				
49	0007300001	CLAMP	2				
	T522a4L						

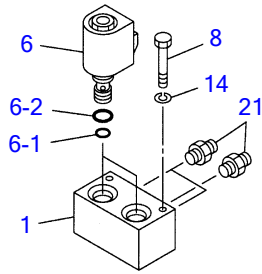
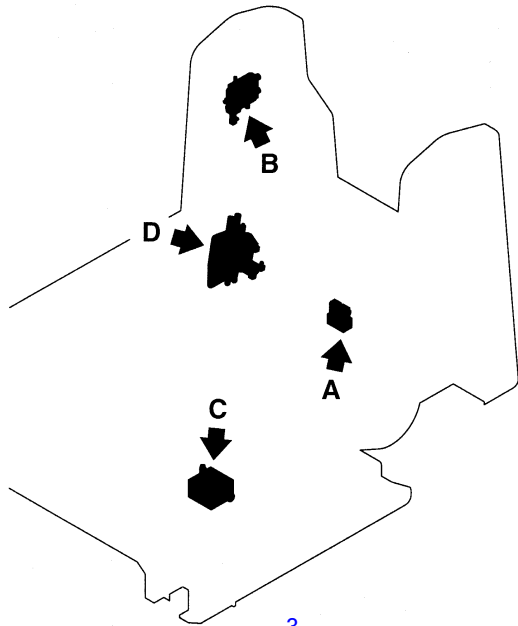
TL126 Book No. PT5-101Z5 S/N 21260001-
BATTERY



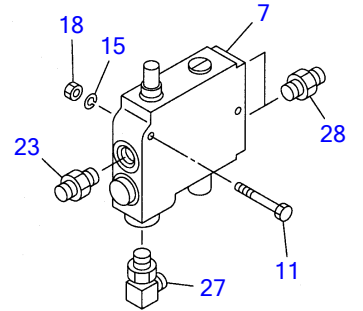
T5-22b-3-D

BATTERY

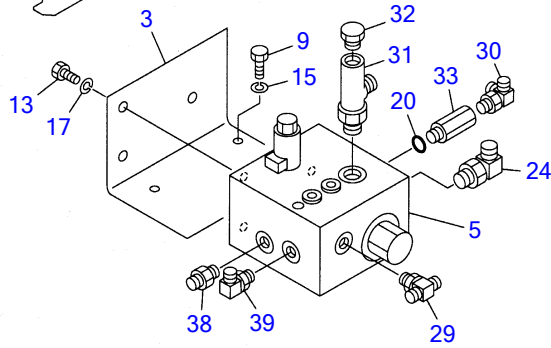
Item	Part number	Description	Q'ty	Chan.	Serial No.	Serv.	Remarks
1	1702009541	BATTERY	1				
3	1702230034	CABLE, earth	1				
4	1702730080	CABLE, battery	1				
5	1702910006	COVER	1				
6	1140330010	WASHER	1				
7	1100041020	BOLT	1				
8	1703211370	PROTECTOR	1				sold by the meter
9	0880440030	CLAMP, battery	1				
10	1702901281	COVER	1				
13	1100040816	BOLT	3				
	1140020008	WASHER, spring	3				
15	0003608003	WASHER	2				
16	0007300035	CLAMP	1				
	T522b3L						



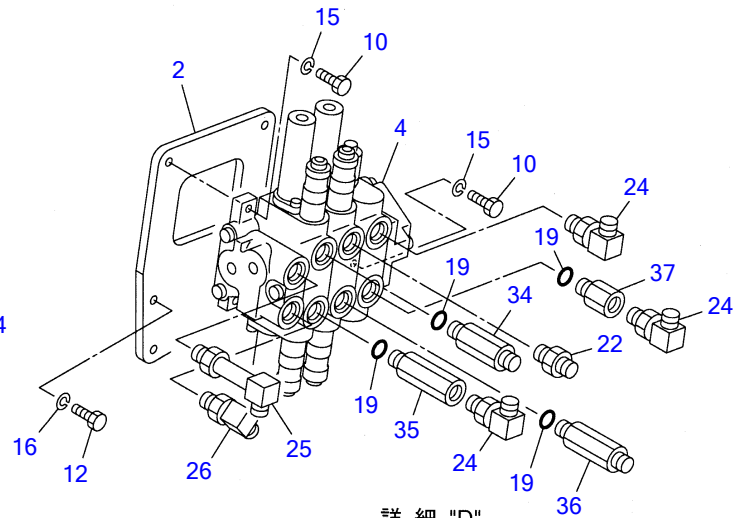
詳細 "A"
 DETAIL "A"



詳細 "B"
 DETAIL "B"



詳細 "C"
 DETAIL "C"

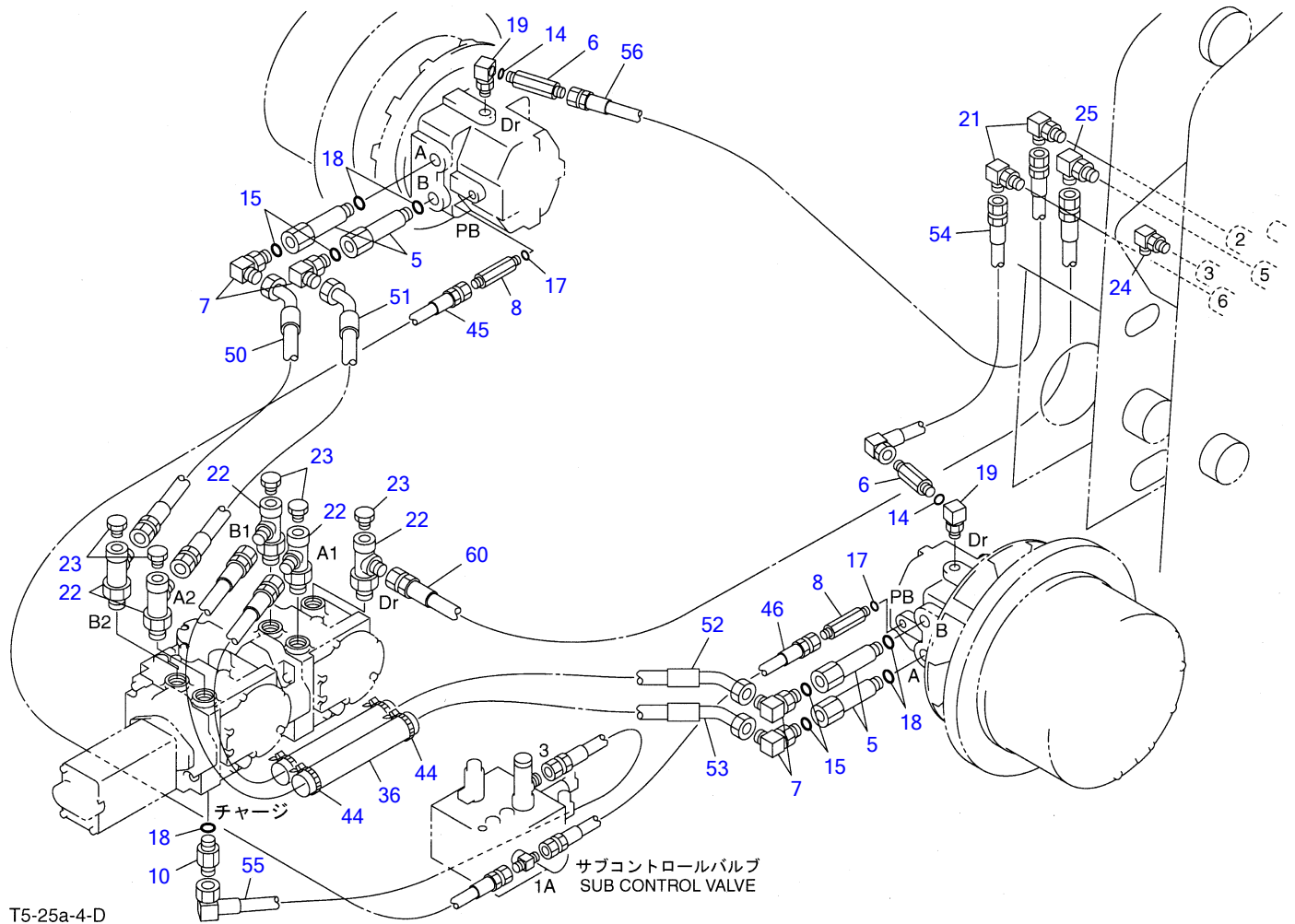


詳細 "D"
 DETAIL "D"

T5-24a-4-D

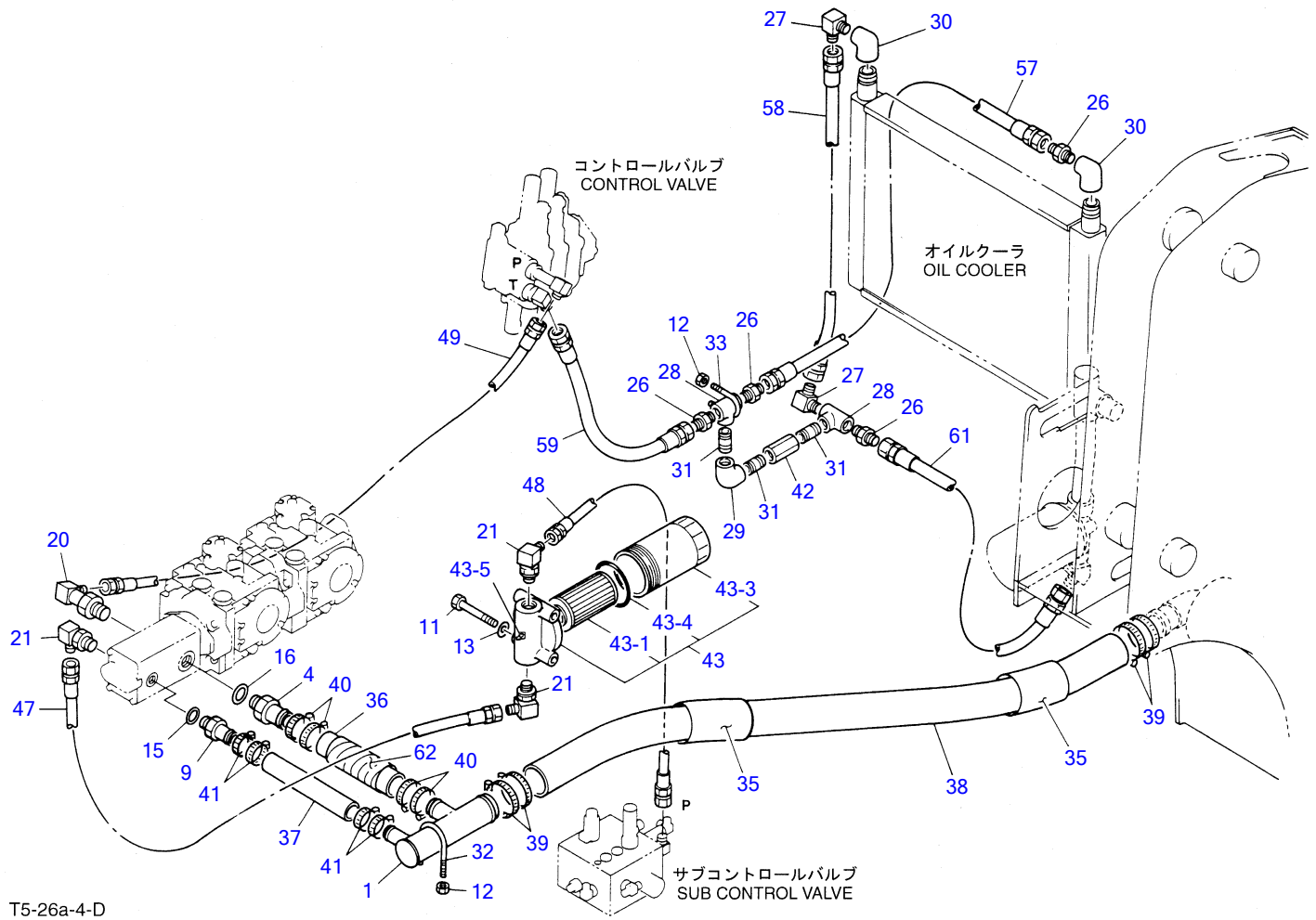
VALVE & ACCESSORIES

Item	Part number	Description	Q'ty	Chan.	Serial No.	Serv.	Remarks
		VALVE ASSY,control					
1	0880500010	BLOCK	1				
2	0880501010	STAND	1				
3	0880502020	PLATE	1				
4	1901032500	VALVE,control	1				
5	1901731900	VALVE,sub	1				
6	1901723200	VALVE,solenoid	2				
7	1901723400	VALVE	1				
8	1100040660	BOLT	2				
9	1100040820	BOLT	3				
10	1100040825	BOLT	3				
11	1100040860	BOLT	2				
12	1100041025	BOLT	4				
13	1100041225	BOLT	3				
14	1140020006	WASHER,spring	2				
15	1140020008	WASHER,spring	8				
16	1140020010	WASHER,spring	4				
17	1140020012	WASHER,spring	3				
18	1130040008	NUT	2				
19	1420010180	O-RING	4				
20	1420010110	O-RING	1				
21	1515600201	ADAPTOR	3				
22	1515600202	ADAPTOR	1				
23	1515600212	ADAPTOR	1				
24	1515010042	ELBOW	4				
25	1515010512	ELBOW	1				
26	1515010132	ELBOW	1				
27	1515200062	ELBOW	1				
28	1512370020	ADAPTOR	2				
29	1512370010	NIPPLE	1				
30	1512370011	TEE	1				
31	1512340004	ELBOW	1				
32	1501750002	PLUG	2				
33	0007213032	BUSHING	1				
34	0007203006	ADAPTOR	1				
35	0007213038	BUSHING	1				
36	0007203056	CONNECTOR	1				
37	0007213010	BUSHING	1				
38	1515600200	ADAPTOR	1				
39	1515010040	ELBOW	1				
	T524a5L						



PIPING (1/2)

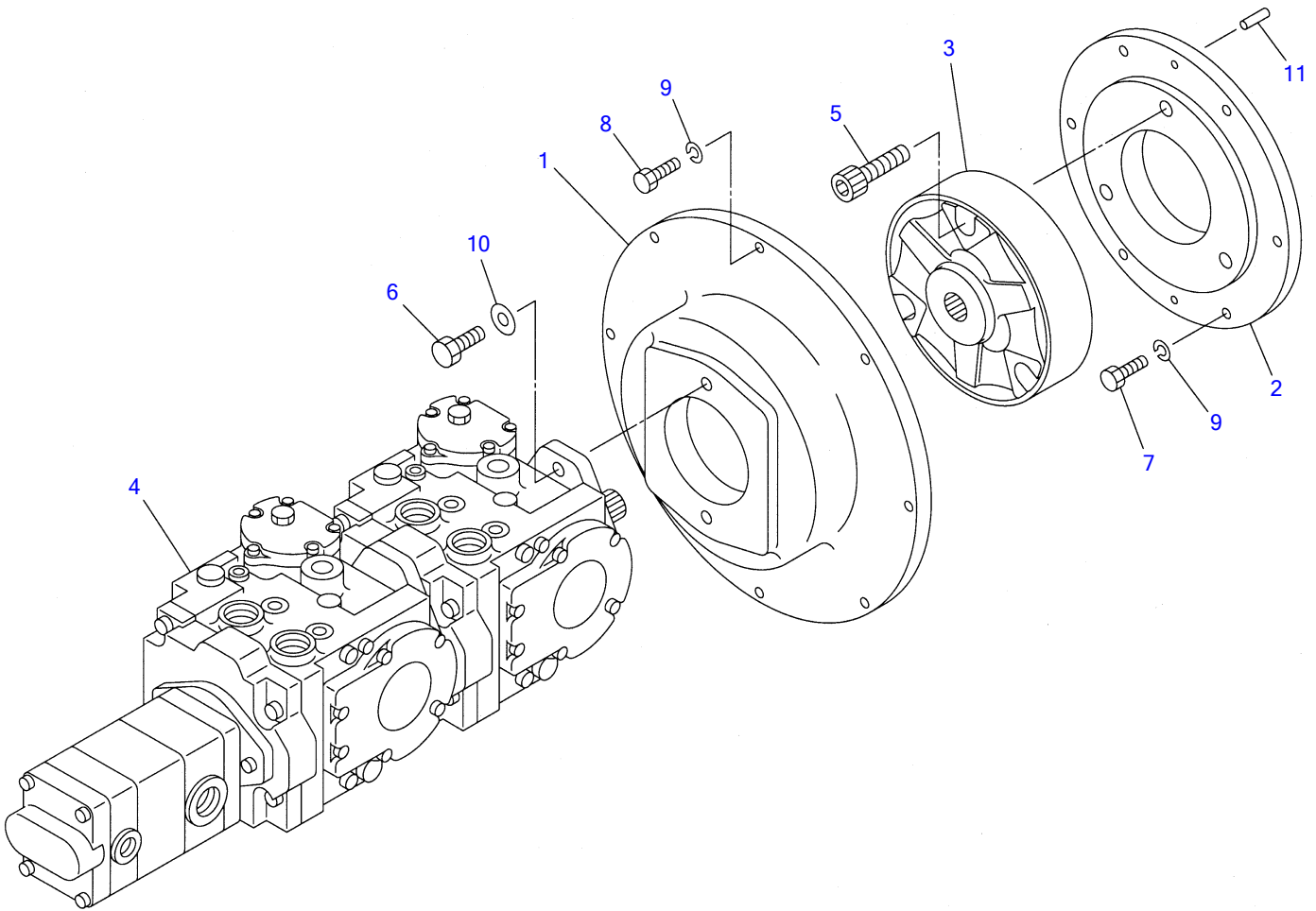
Item	Part number	Description	Q'ty	Chan.	Serial No.	Serv.	Remarks
		PIPING ASSY					
5	0007213040	BUSHING	4				
6	0007203056	CONNECTOR	2				
7	0007200221	ELBOW	4				
8	0007203061	ADAPTOR	2				
10	0007203065	ADAPTOR	1				
14	1420010180	O-RING	2				
15	1420010240	O-RING	4				
17	1420370904	O-RING	2				
18	1420370910	O-RING	5				
19	1513300019	ELBOW	2				
21	1515010042	ELBOW	2				
22	1512341003	TEE	5				
23	1501750002	PLUG	5				
24	1515010041	ELBOW	1				
25	1515010043	ELBOW	1				
36	1530531022	HOSE	2				
44	1652201007	BAND	4				
45	1801022140	HOSE ASSY	1				
46	1801022070	HOSE ASSY	1				
50	0880704050	HOSE ASSY	1				
51	0880704051	HOSE ASSY	1				
52	0880704052	HOSE ASSY	1				
53	0880704053	HOSE ASSY	1				
54	0880704540	HOSE ASSY	1				
55	0880704550	HOSE ASSY	1				
56	0880704590	HOSE ASSY	1				19346-24152
60	1934626130	HOSE ASSY	1				
	T525a5L						



PIPING (2/2)

Item	Part number	Description	Q'ty	Chan.	Serial No.	Serv.	Remarks
		PIPING ASSY					
1	0880700010	MANIFOLD	1				
4	0007223004	NIPPLE	1				
9	0007223005	NIPPLE	1				
11	1100041090	BOLT	2				
12	1130020008	NUT	4				
13	1141110010	WASHER	2				
15	1420010240	O-RING	1				
16	1420010290	O-RING	1				
20	1515010518	ELBOW	1				
21	1515010042	ELBOW	3				
26	1511050006	ADAPTOR	4				
27	1511150006	ADAPTOR	2				
28	1508200006	TEE	2				
29	1508000006	ELBOW	1				
30	1509001006	ELBOW	2				
31	1513000006	NIPPLE	3				
32	1533201014	U-BOLT	1				
33	1533201010	U-BOLT	1				
35	1531350020	PROTECTOR	2				
36	1530531022	HOSE	1				
37	1530525022	HOSE	1				
38	1530547125	HOSE	1				
39	1533700070	CLIP	4				
40	1533700048	CLIP	4				
41	1533700041	CLIP	4				
42	1540101530	BULB	1				
43	1551102500	FILTER	1				
43-1	1551102501	• ELEMENT	1				
43-3	1551102503	• CASE	1				
43-4	1421000600	• O-RING	1				
47	1801024085	HOSE ASSY	1				
48	1801024050	HOSE ASSY	1				
49	1801540100	HOSE ASSY	1				
57	0880704570	HOSE ASSY	1				19346-26140
58	0880704580	HOSE ASSY	1				19346-26075
59	1934626065	HOSE ASSY	1				
61	1934626090	HOSE ASSY	1				
62	1532224030	PROTECTOR	1				
	T526a4L						

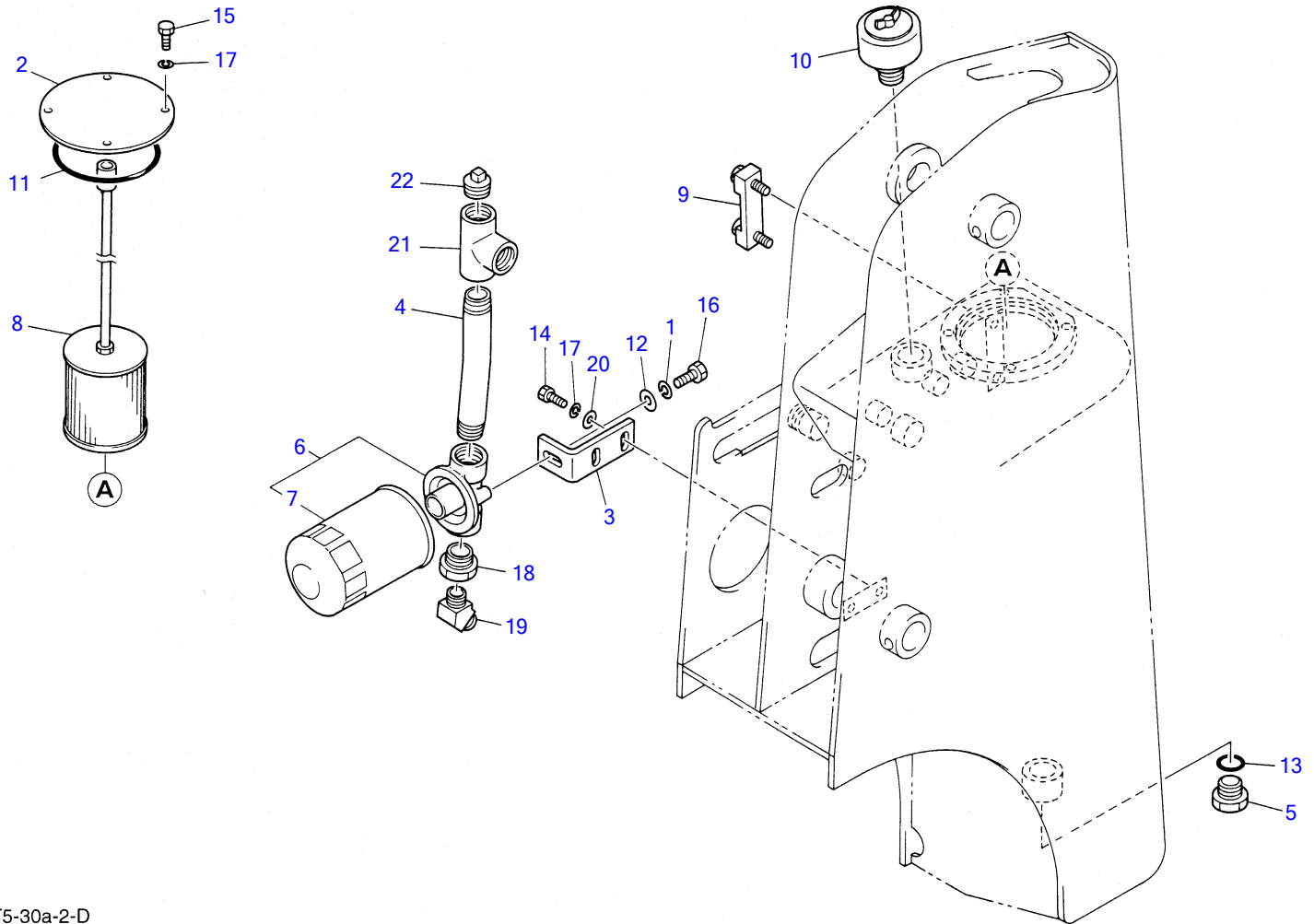
TL126 Book No. PT5-101Z5 S/N 21260001-
PUMP DRIVE



T5-28a-2-D

PUMP DRIVE						
Item	Part number	Description	Q'ty	Chan.	Serial No.	Serv. Remarks
		PUMP DRIVE ASSY				
1	0880520410	HOUSING	1			
2	0880520420	FLANGE	1			
3	0880520430	COUPLING	1			
4	1902016500	PUMP,hydraulic	1		0001~0025	
	1902017400	PUMP,hydraulic	1		0026~	
5	1111041655	SCREW,socket head	3			
6	1101041235	BOLT	2			
7	1101041030	BOLT	6			
8	1100041035	BOLT	8			
9	1140020010	WASHER,spring	14			
10	1141550012	WASHER	2			
11	1212000625	PIN,parallel	2			
	T528a4L					

TL126 Book No. PT5-101Z5 S/N 21260001-
HYDRAULIC TANK

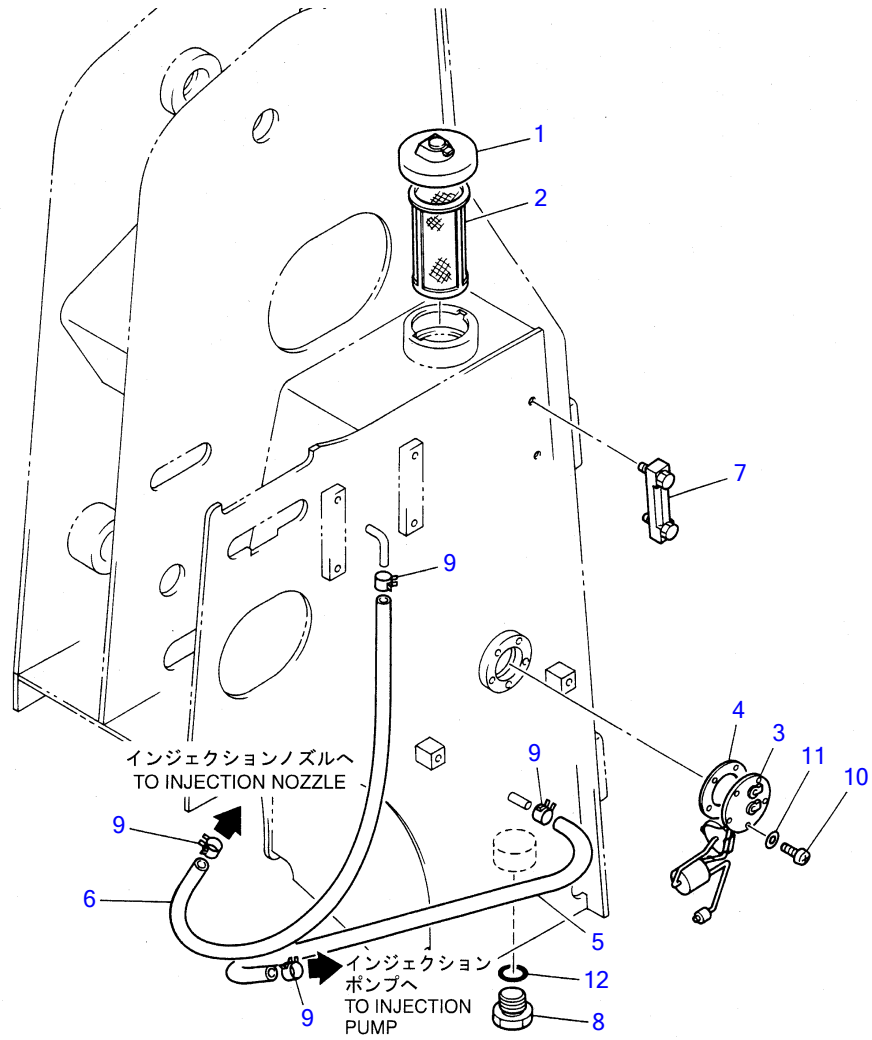


T5-30a-2-D

HYDRAULIC TANK

Item	Part number	Description	Q'ty	Chan.	Serial No.	Serv.	Remarks
1	1140020012	WASHER, spring	1				
	0880801600	COVER	1				
3	0880801300	BRACKET	1				
4	0880801400	PIPE	1				
5	0007256006	PLUG	1				
6	1551000200	FILTER ASSY	1				
7	1551000220	· CARTRIDGE	1				
8	1550212590	STRAINER	1				
9	1553020685	GAUGE	1				
10	1552000800	BREATHING, air	1				
11	1420101250	O-RING	1				
12	1141110012	WASHER	1				
13	1420010290	O-RING	1				
14	1100041020	BOLT	2				
15	1100041016	BOLT	4				
16	1100041225	BOLT	1				
17	1140020010	WASHER, spring	6				
18	1508601006	BUSHING	1				
19	1511250006	ADAPTOR	1				
20	1141110010	WASHER	2				
21	1508200010	TEE	1				
22	1508700010	PLUG	1				
	T530a3L						

TL126 Book No. PT5-101Z5 S/N 21260001-
FUEL TANK & FUEL PIPING

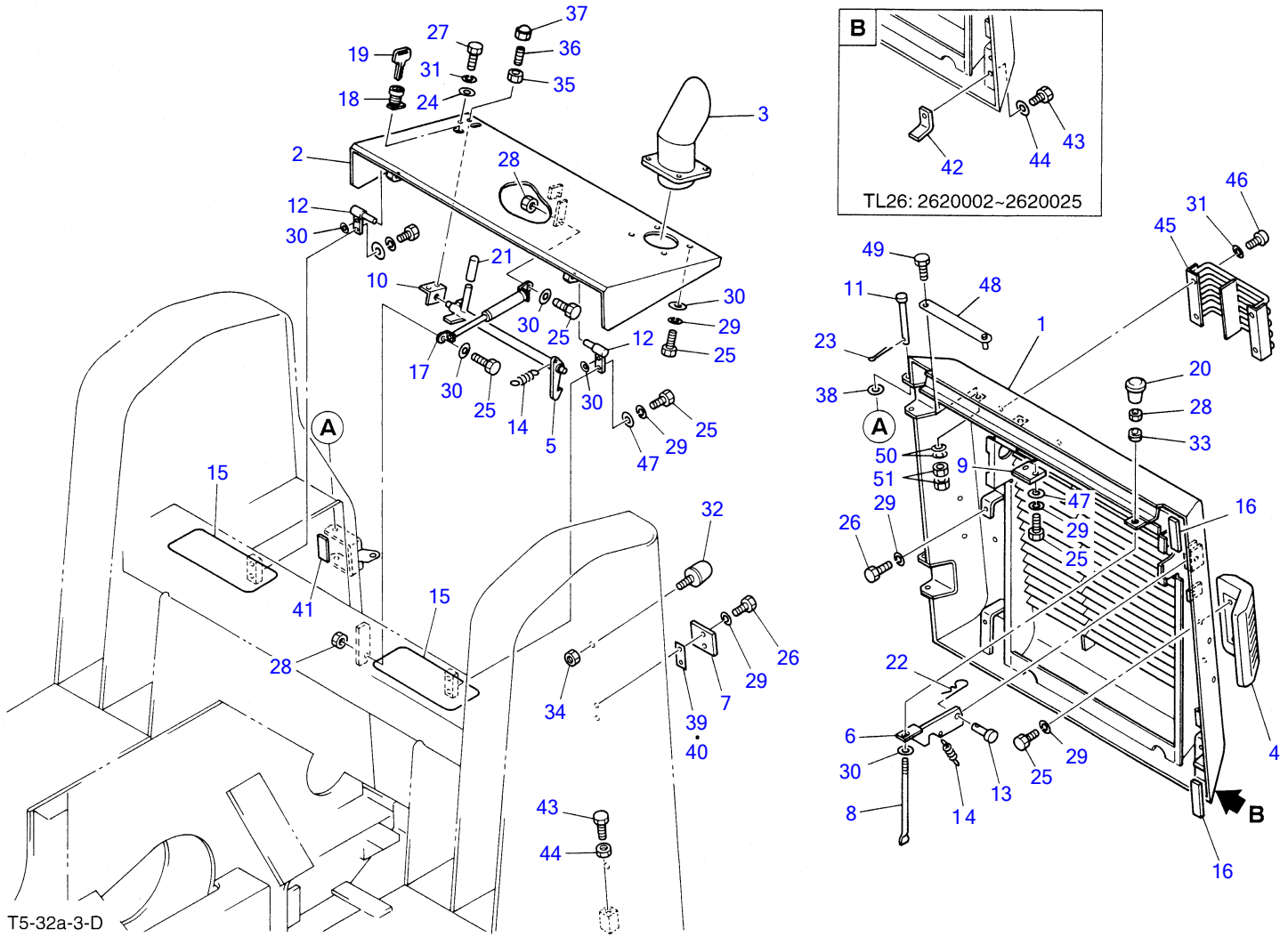


T5-31a-0-D

FUEL TANK & FUEL PIPING

Item	Part number	Description	Q'ty	Chan.	Serial No.	Serv.	Remarks
1	1552100500	CAP	1				
2	1552100320	STRAINER	1				
3	1553200600	SENDER, fuel	1				
4	1553200800	PACKING	1				
5	1531209040	HOSE	1				sold by the meter
6	1531209080	HOSE	1				sold by the meter
7	1553020685	GAUGE	1				
8	0007256006	PLUG	1				
9	1533120015	BAND	4				
10	1120530510	SCREW	5				
11	1141110005	WASHER	5				
12	1420010290	O-RING	1				
	T531a3L						

TL126 Book No. PT5-101Z5 S/N 21260001-
COVER

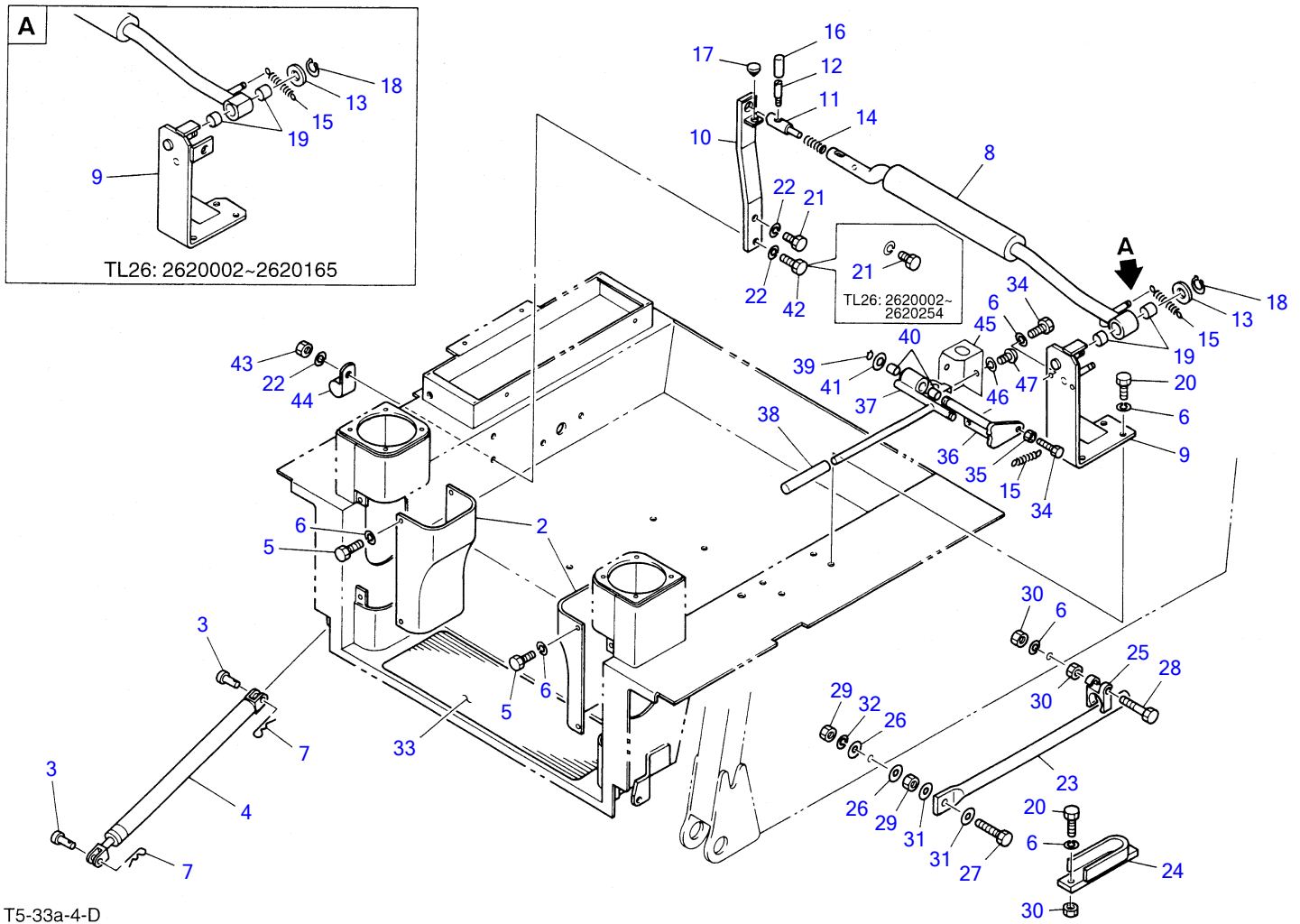


T5-32a-3-D

COVER						
Item	Part number	Description	Q'ty	Chan.	Serial No.	Serv. Remarks
1	0880821300	BONET (REAR)	1			
2	0880821150	BONET (UPPER)	1			
3	0880821010	PIPE	1			
4	0880820020	BUMPER	2			
5	0880821020	LEVER	1			
6	0880821210	PLATE	1			
7	0880820050	CATCH	1			
8	0880821220	ROD	1			
9	0880820070	CATCH	1			
10	0880820080	ANGLE	1			
11	0880820090	PIN	2			
12	0348200600	PIN	2			
13	0004010025	PIN	1			
14	0007000070	SPRING	2			
16	0880821040	PLATE, rubber	2			
17	1653900004	DAMPER	1			
18	1653601395	LOCK ASSY	1			
19	1700100019	KEY	1			
20	1653950308	KNOB	1			
21	1650202300	CAP	1			
22	1214000008	PIN, snap	1			
23	1210003220	PIN, split	2			
24	1141110006	WASHER	1			
25	1100040820	BOLT	20			
26	1100040816	BOLT	6			
27	1100040612	BOLT	1			
28	1130040008	NUT	3			
29	1140020008	WASHER, spring	24			
30	1141110008	WASHER	7			
31	1140020006	WASHER, spring	1			
32	1653691121	STOPER	2			
33	1652611160	BUSHING	1			
34	1130540010	NUT	2			
35	1130040006	NUT	1			
36	1121040620	SET-SCREW	1			
37	1134030006	NUT	1			
38	1141110012	WASHER	2			
39	0880821050	SHIM	1			
40	0880821060	SHIM	1			
41	0880821070	PLATE, rubber	2			
43	1100041230	BOLT	1			
44	1130040012	NUT	1			
47	0003608252	WASHER	6			
48	0880821350	PLATE	1			
49	1100041035	BOLT	1			
50	1225000010	WASHER	2			
51	1130040010	NUT	2			

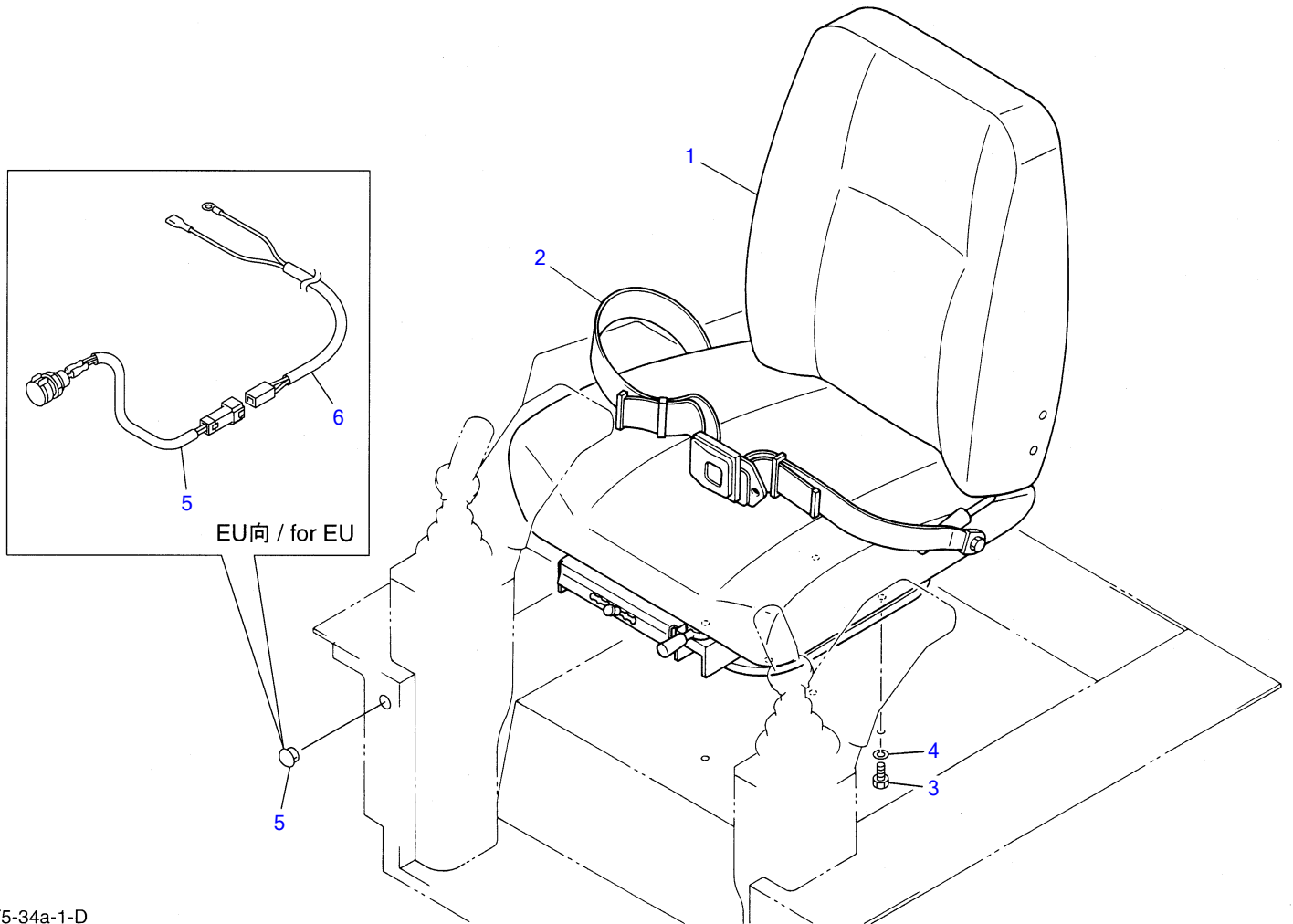
T532a3L

TL126 Book No. PT5-101Z5 S/N 21260001-
FLOOR FRAME



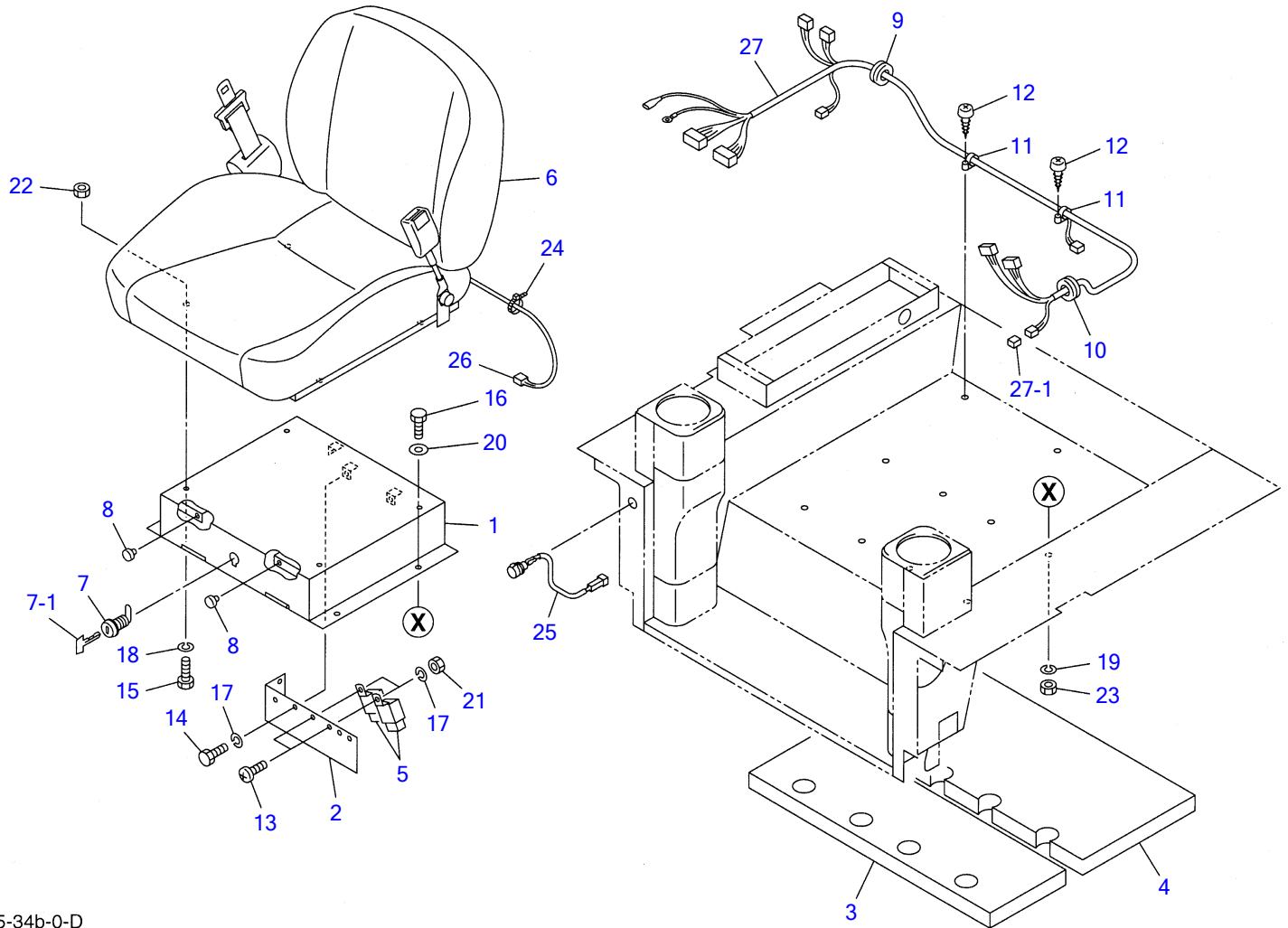
FLOOR FRAME

Item	Part number	Description	Q'ty	Chan.	Serial No.	Serv.	Remarks
2	0880350010	COVER	2				
3	0004010025	PIN	4				
4	1653900013	DAMPER	2				
5	1100040816	BOLT	8				
6	1140020008	WASHER, spring	17				
7	1214000008	PIN, snap	4				
8	0880462030	BAR	1				
9	0880460120	BRACKET	1				
10	0880460130	CATCH	1				
11	0880460140	LATCH	1				
12	0063248700	LEVER	1				
13	0003000065	COLLAR	1				
14	0007000058	SPRING	1				
15	0007000070	SPRING	2				
16	0543208900	GRIP	1				
17	1652505400	RUBBER, cushion	1				
18	1220000020	RING, snap	1				
19	1333002015	BUSHING	2				
20	1100040820	BOLT	6				
21	1100041025	BOLT	1				
22	1140020010	WASHER, spring	3				
23	0880351010	STAY	1				
	0880352200	STOPPER	1				TL126
25	0880351030	CLIP	1				
26	0003600006	WASHER	2				
27	1100041245	BOLT	1				
28	1100040845	BOLT	1				
29	1130040012	NUT	2				
30	1130040008	NUT	4				
31	1141110012	WASHER	2				
32	1140020012	WASHER, spring	1				
33	0880821355	SHEET	1				
34	1100040825	BOLT	3				
35	1130040008	NUT	1				
36	0880462040	SHAFT	1				
37	0880462050	LEVER	1				
38	1650202300	CAP	1				
39	1220000015	RING, snap	1				
40	1333001515	BUSHING	2				
41	1141110014	WASHER	1				
42	1100041035	BOLT	1				
43	1130040010	NUT	1				
44	0007300001	CLAMP	1				
45	0880462060	COVER	1				
46	1140020005	WASHER, spring	2				
47	1120530510	SCREW	2				
	T533a3L						



T5-34a-1-D

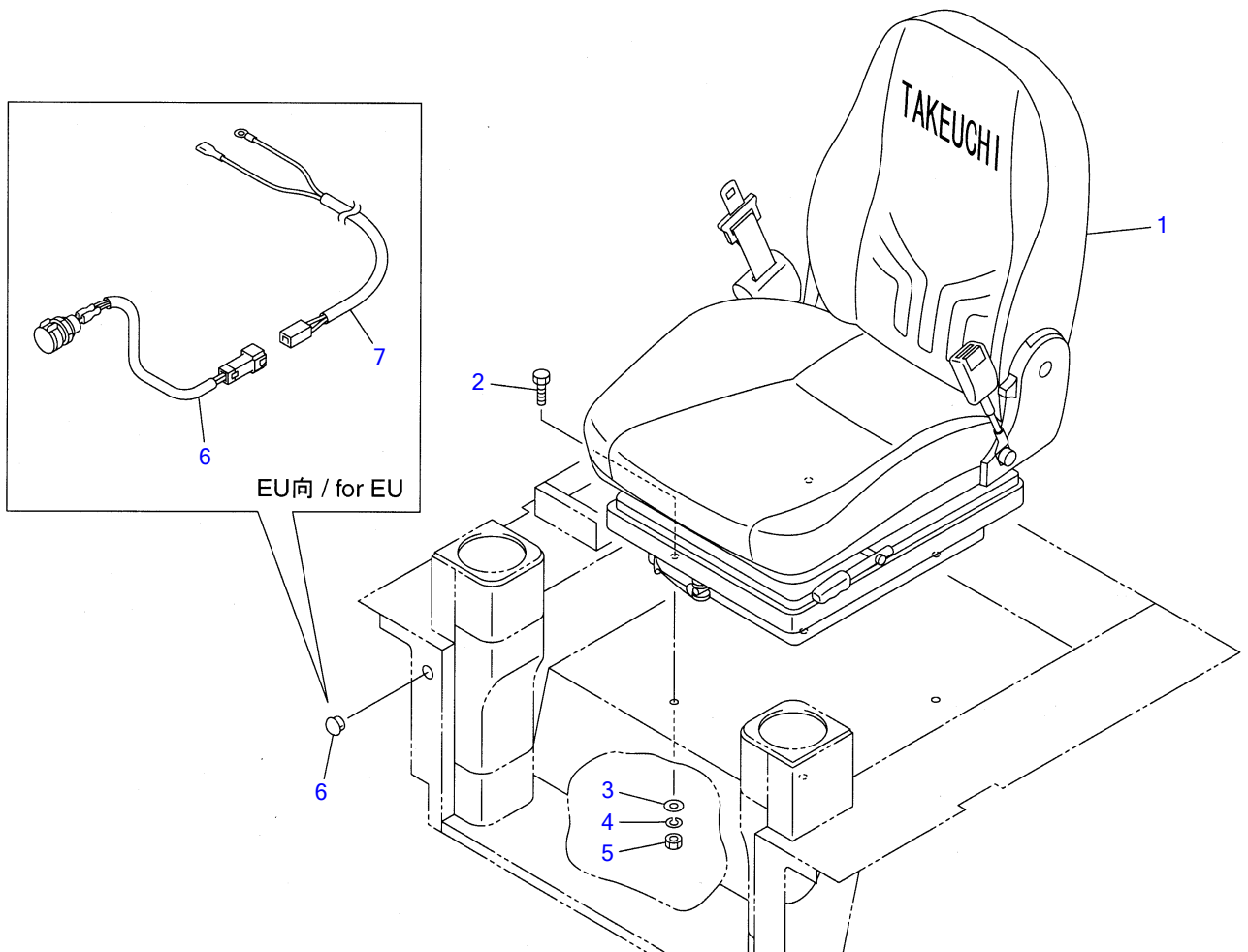
Item	Part number	Description	Q'ty	SEAT			Remarks
				Chan.	Serial No.	Serv.	
1	1914100047	SEAT ASSY	1				
2	1914100048	BELT, seat	1				
3	1100040820	BOLT	4				
4	1140020008	WASHER, spring	4				
5	0394203100	SOCKET ASSY	1				for EU
	1652533023	CAP	1				
6	0880345010	HARNES, wiring	1				for EU
	T534a1L						



T5-34b-0-D

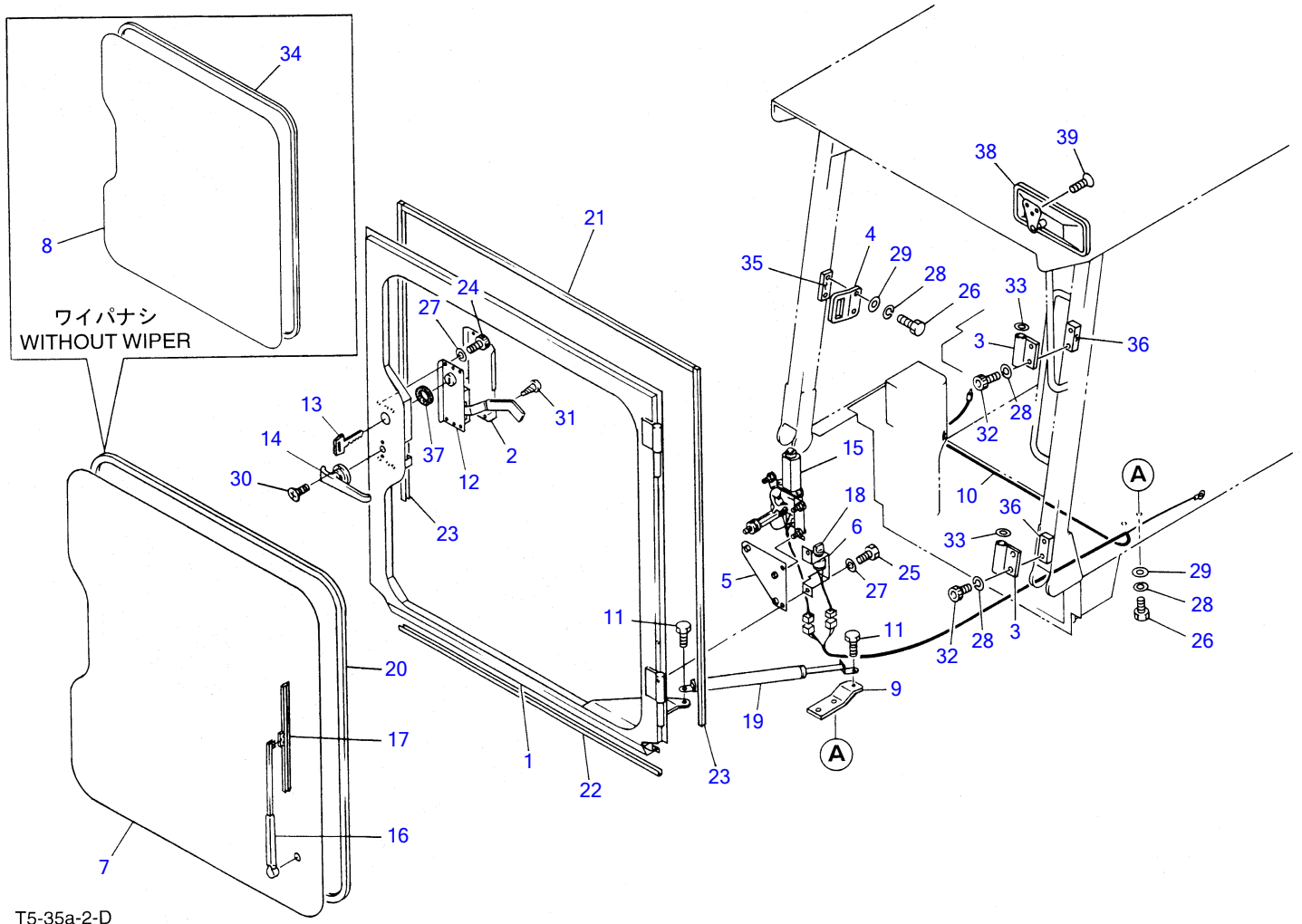
SEAT (with switch)

Item	Part number	Description	Q'ty	Chan.	Serial No.	Serv.	Remarks
		SEAT ASSY					
1	0880343100	BOX	1				
2	0880342150	PLATE	1				
3	0880342160	ABSORBENT, nose	1				
4	0880343170	ABSORBENT, nose	1				
5	1711900042	RELAY	2				
6	1914100058	SEAT	1				
7	1653601395	LOCK	1				
7-1	1700100019	KEY	1				
8	1652515000	RUBBER	2				
9	1652053000	GROMMET	1				
10	1652053200	GROMMET	1				
11	1652221050	BAND	2				
12	1122530410	SCREW	2				
13	1120540612	SCREW	2				
14	1100040612	BOLT	3				
15	1100040820	BOLT	4				
16	1100041020	BOLT	4				
17	1140020006	WASHER, spring	5				
18	1140020008	WASHER, spring	4				
19	1140020010	WASHER, spring	4				
20	1141110010	WASHER	4				
21	1130040006	NUT	2				
22	1130040008	NUT	4				
23	1130040010	NUT	4				
24	1652200004	BAND	1				
25	0394203100	SOCKET ASSY	1				
26	1704510003	CONNECTOR	1				
27	0880425100	HARNES, wiring	1				
27-1	1730500008	• DIODE	1				
	T534b0L						



T5-34c-0-D

SEAT						
Item	Part number	Description	Q'ty	Chan.	Serial No.	Serv. Remarks
		SEAT ASSY				
		SEAT ASSY (for EU)				
1	1914100072	SEAT	1			
2	1100040820	BOLT	4			
3	1141110008	WASHER	4			
4	1140020008	WASHER, spring	4			
5	1130040008	NUT	4			
6	0394203100	SOCKET ASSY	1			for EU
	1652533023	CAP	1			
7	0880345010	HARNESS, wiring	1			for EU
	T534c0L					

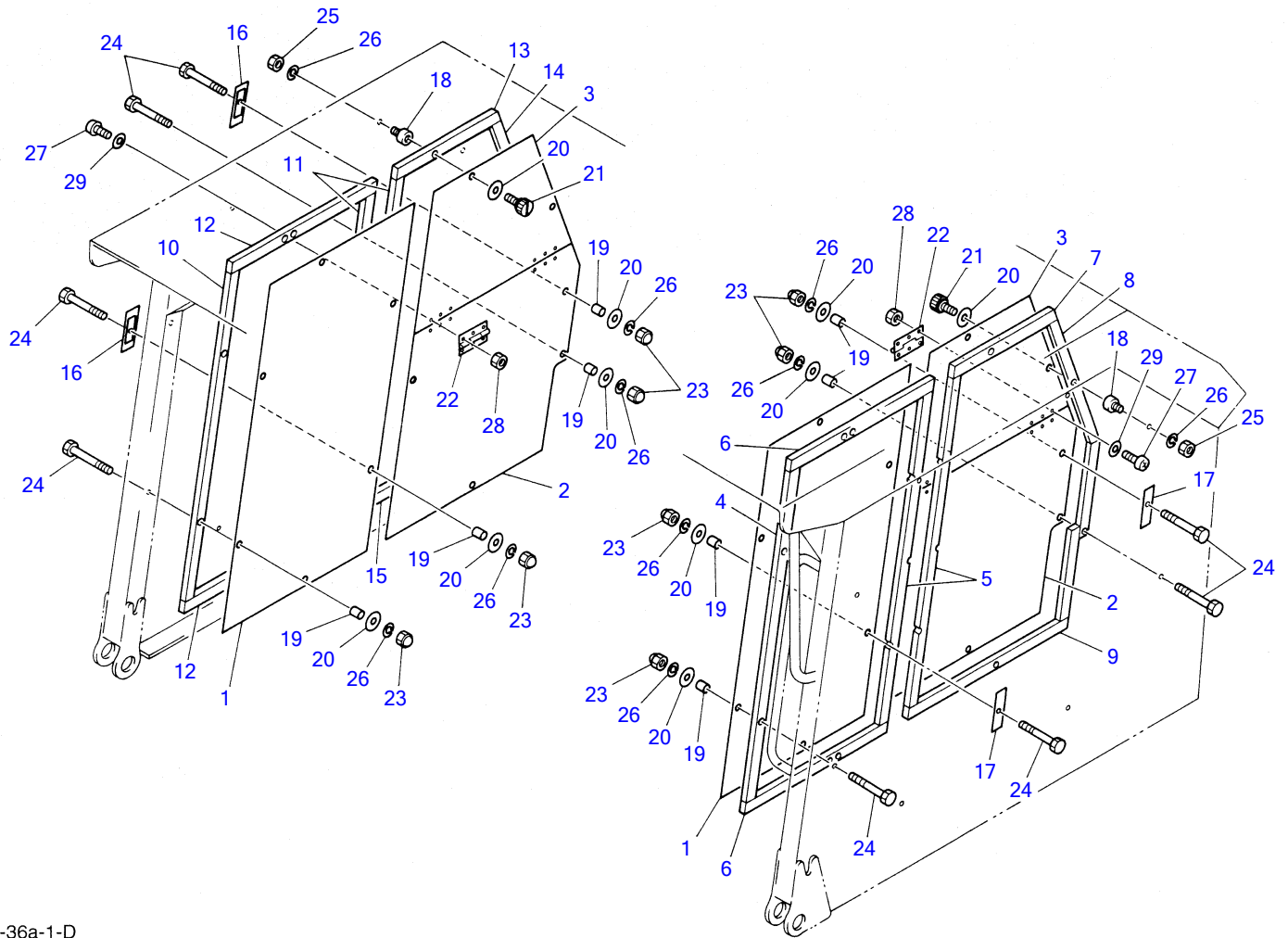


T5-35a-2-D

FRONT DOOR

Item	Part number	Description	Q'ty	Chan.	Serial No.	Serv.	Remarks
0	0880860000	DOOR ASSY, front	1				with wiper
	0880861000	DOOR ASSY, front	1				without wiper
1	0880860100	• DOOR, front	1				
2	0880860010	• COVER	1				
3	0880860020	• HINGE	2				
4	0880860030	• STRIKER	1				
5	0880860040	• BRACKET	1				with wiper
6	0880860050	• BRACKET	1				with wiper
7	0880860060	• GLASS	1				with wiper
8	0880861010	• PLATE	1				without wiper
9	0880860070	• BRACKET	1				
10	0880860080	• HARNESS, wiring	1				with wiper
11	0138255300	• BOLT	2				
12	1653600303	• LOCK ASSY, door	1				
13	1700100019	• KEY	1				
14	1654000800	• HANDLE	1				
15	1704051212	• MOTOR, wiper	1				with wiper
16	1704140350	• ARM, wiper	1				with wiper
17	1704206400	• BLADE, wiper	1				with wiper
18	1704300007	• SWITCH, wiper	1				with wiper
19	1653900035	• DAMPER	1				
20	1654252320	• H-RUBBER	1				with wiper
21	1654606090	• SEAL	1				sold by the meter
22	1654606080	• SEAL	1				sold by the meter
23	1654520094	• RUBBER	2				
24	1110040612	• CAP SCREW	6				
25	1100040620	• BOLT	2				
26	1100040816	• BOLT	4				
27	1140020006	• WASHER, spring	8				
28	1140020008	• WASHER, spring	8				
29	1141110008	• WASHER	4				
30	1120630512	• SCREW	2				
31	1122520410	• SCREW	4				
32	1110040816	• CAP SCREW	4				
33	1141210014	• WASHER	2				
34	1654204320	• H-RUBBER	1				without wiper
37	1654000100	• BUSHING	1				
38	1654005450	MIRROR	1				
39	1120630512	SCREW	3				
	T535a2L						

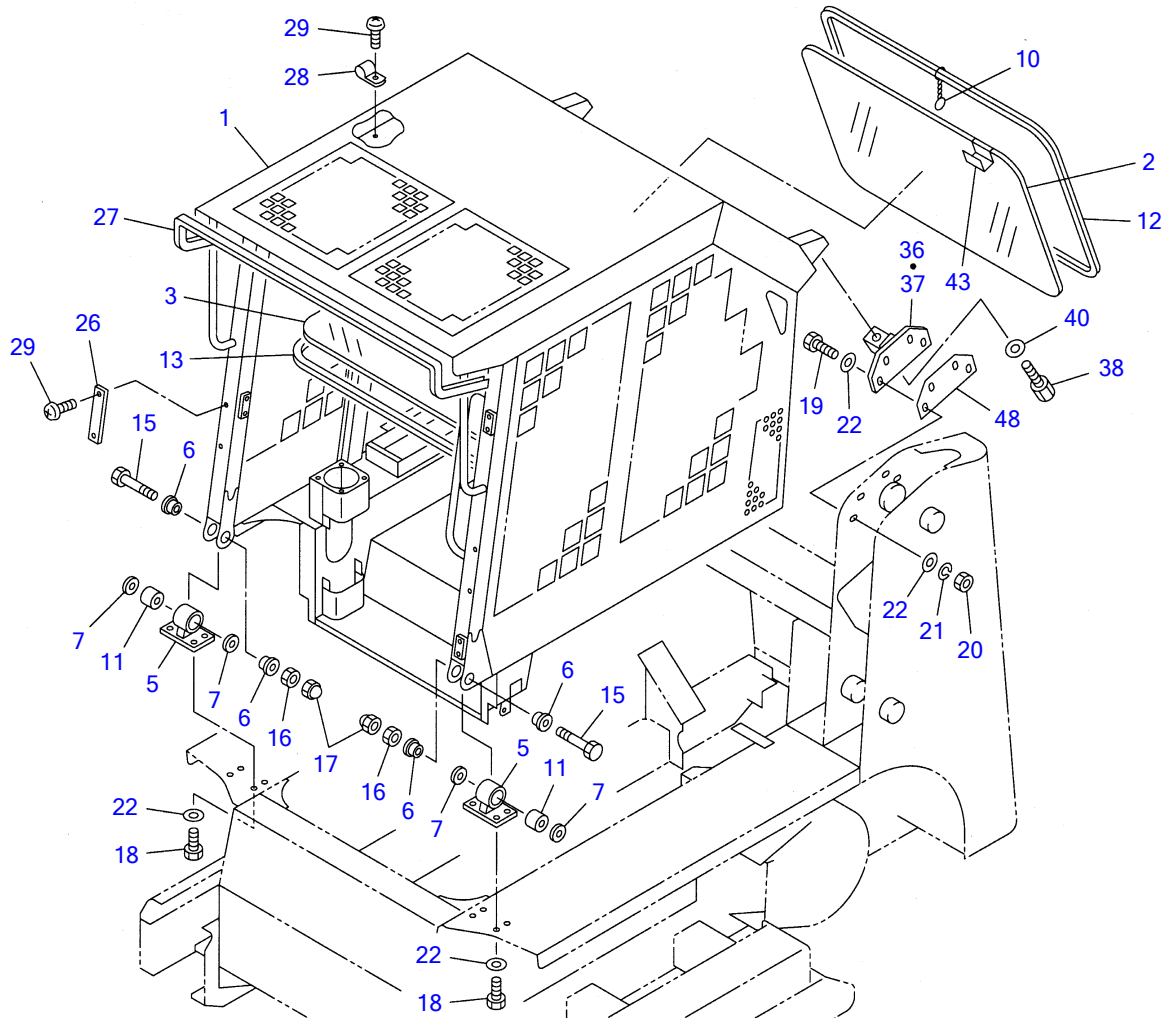
TL126 Book No. PT5-101Z5 S/N 21260001-
SIDE WINDOW



T5-36a-1-D

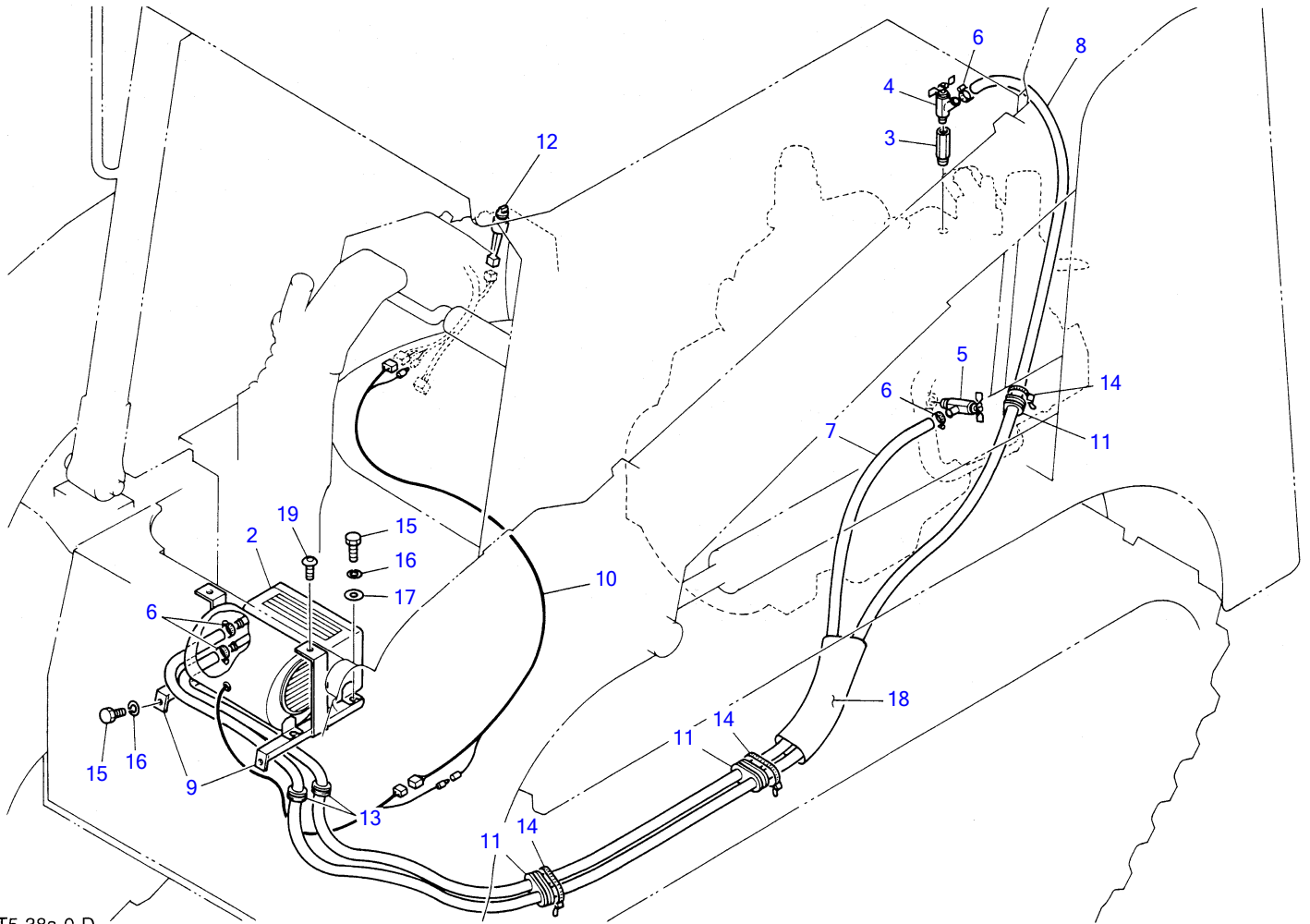
SIDE WINDOW

Item	Part number	Description	Q'ty	Chan.	Serial No.	Serv.	Remarks
0	0880863000	WINDOW ASSY, side	1				
1	0880863010	• PLATE (A)	2				
2	0880863020	• PLATE (B)	2				
3	0880863030	• PLATE (C)	2				
4	0880863040	• SEAL (L.H.)	1				
5	0880863050	• SEAL (L.H.)	2				
6	0880863060	• SEAL (L.H.)	2				
7	0880863070	• SEAL (L.H.)	1				
8	0880863080	• SEAL (L.H.)	1				
9	0880863090	• SEAL (L.H.)	1				
10	0880863100	• SEAL (R.H.)	1				
11	0880863110	• SEAL (R.H.)	2				
12	0880863120	• SEAL (R.H.)	2				
13	0880863130	• SEAL (R.H.)	1				
14	0880863140	• SEAL (R.H.)	1				
15	0880863150	• SEAL (R.H.)	1				
16	0880863160	• PLATE (R.H.)	4				
17	0880863170	• PLATE (L.H.)	4				
18	0880863180	• NUT	4				
19	0880862120	• SPACER	20				
20	0003600093	• WASHER	24				
21	1652711698	• SCREW	4				
22	1653210277	• HINGE	4				
23	1134030006	• NUT	20				
24	1100040625	• BOLT	20				
25	1130040006	• NUT	4				
26	1140020006	• WASHER, spring	24				
27	1120530310	• SCREW	24				
28	1130040003	• NUT	24				
29	1141110003	• WASHER	24				
	T536a1L						



T5-37a-4-D

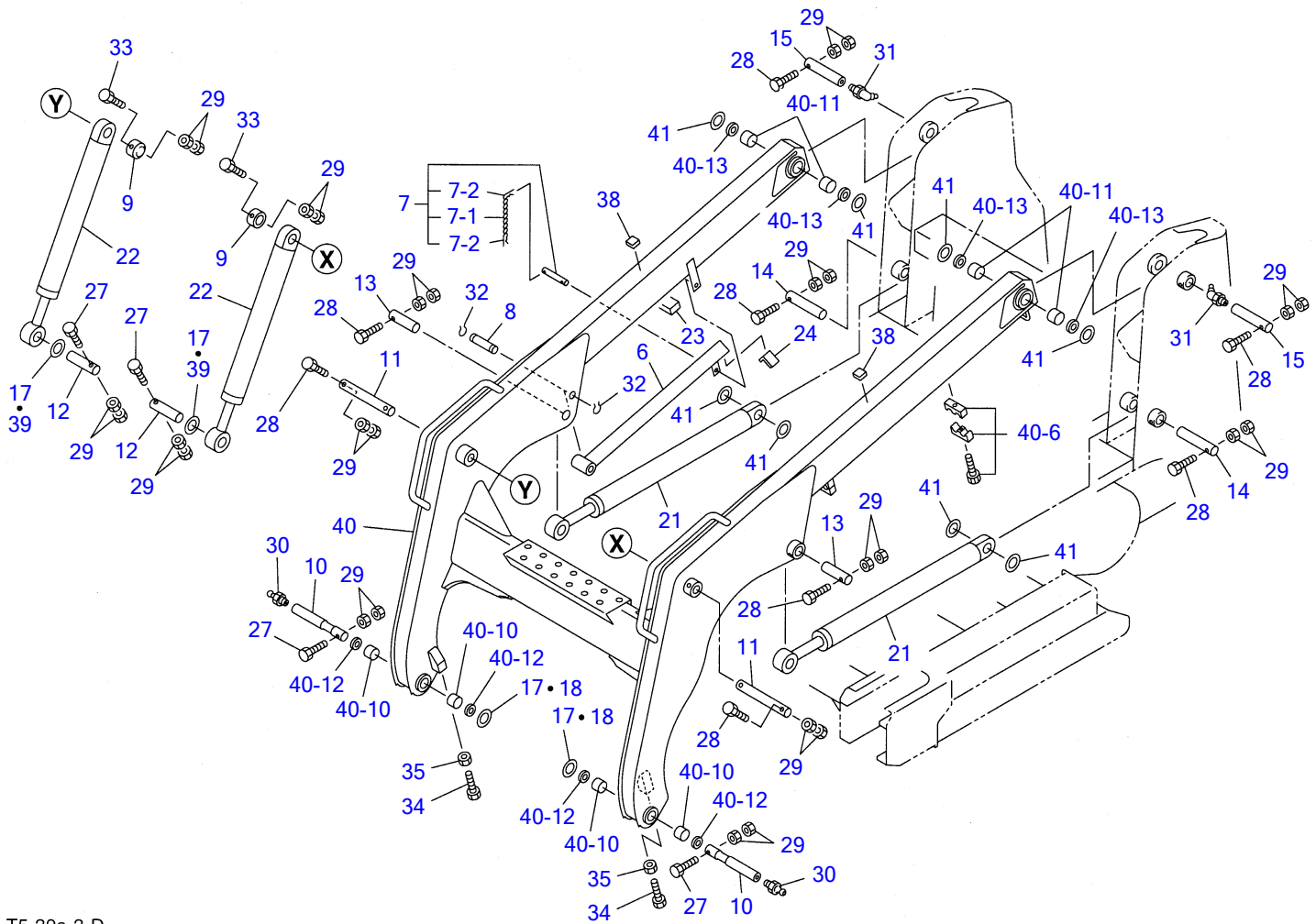
CANOPY						
Item	Part number	Description	Q'ty	Chan.	Serial No.	Serv. Remarks
		CANOPY ASSY				
1	0880842100	CANOPY ASSY	1			
2	0880840020	GLASS	1			
3	0880840030	GLASS	1			
5	0880840050	BRACKET	2			
6	0880840060	COLLAR	4			
7	0880840070	WASHER	4			
10	0880841040	RING	1			
11	1651005030	RUBBER, cushion	2			
12	1654252275	H-RUBBER	1			
13	1654252199	H-RUBBER	1			
15	1100041695	BOLT	2			
16	1130040016	NUT	2			
17	1134030016	NUT	2			
18	1100041225	BOLT	8			
19	1100041235	BOLT	8			
20	1130040012	NUT	8			
21	1140020012	WASHER, spring	8			
22	1141540012	WASHER	16			
26	0880842400	STOPPER	2			
27	1653901148	MOLD	1			
28	1652400008	CLAMP	4			
29	1122500410	SCREW	8			
36	0880841150	BRACKET (R.H.)	1			
37	0880841160	BRACKET (L.H.)	1			
38	0880841076	BOLT	2			
40	0003618004	WASHER	2			
43	0880841080	GRIP	1			
48	0880841090	SHIM	AR			
	T537a4L					



T5-38a-0-D

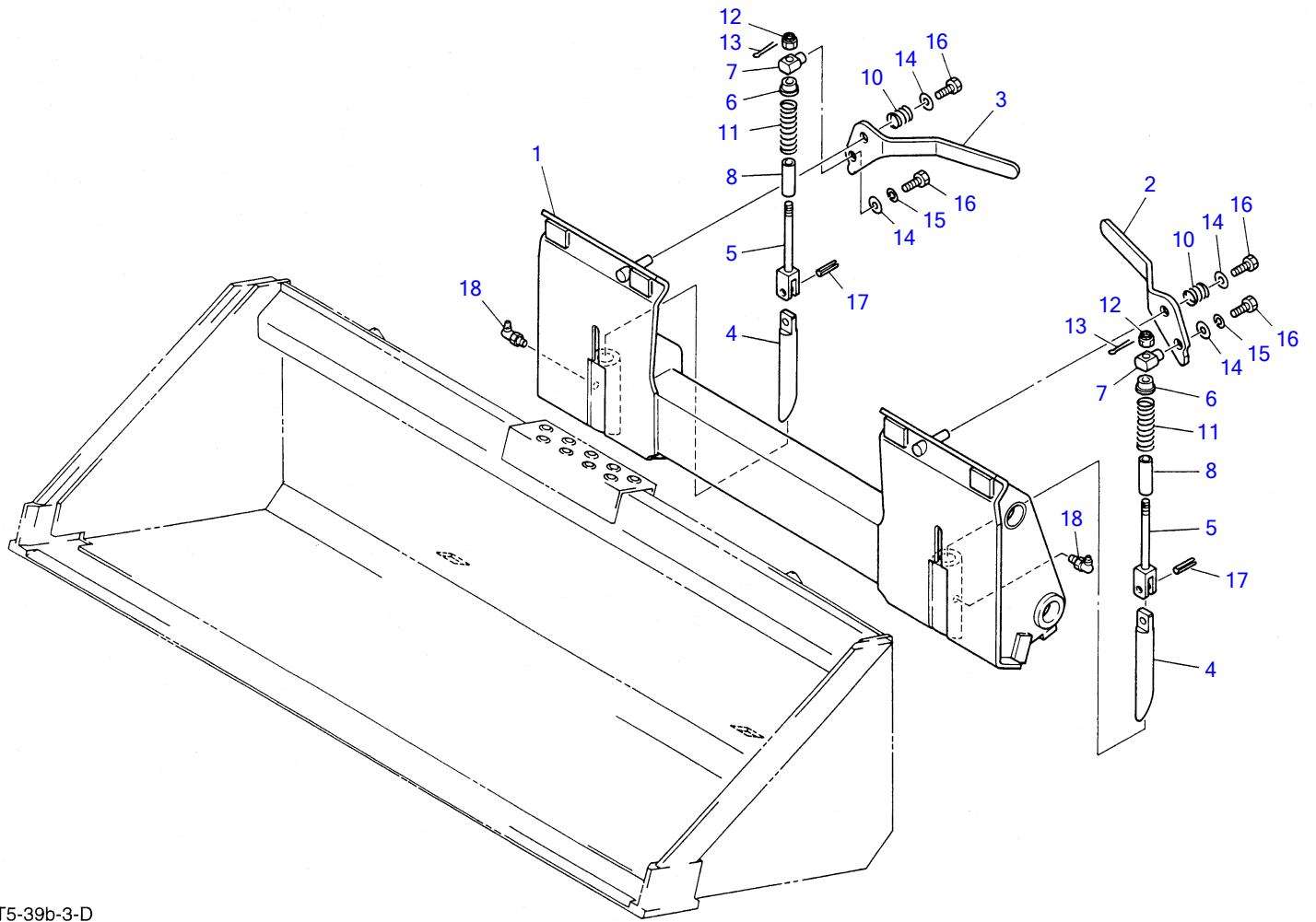
HEATER						
Item	Part number	Description	Q'ty	Chan.	Serial No.	Serv. Remarks
1	0880490070	HEATER ASSY	1			
2	1911508100	• HEATER	1			
3	0007200016	• BUSHING	1			
4	1911502300	• VALVE	1			
5	1911502100	• VALVE	1			
6	1911500500	• BAND	4			
7	1911521830	• HOSE	1			sold by the meter
8	1911521880	• HOSE	1			sold by the meter
9	0880470010	BRACKET	2			
10	0880470020	HARNES, wiring	1			
11	0097210300	GUARD	3			
12	1911503400	SWITCH, heater	1			
13	1652002202	GROMMET	2			
14	1652241300	BAND	4			
15	1100040816	BOLT	6			
16	1140020008	WASHER, spring	6			
17	1141110008	WASHER	4			
18	1531350030	PROTECTOR	1			sold by the meter
19	1120900820	SCREW	2			
	T538a0L					

TL126 Book No. PT5-101Z5 S/N 21260001-
ARM



T5-39a-3-D

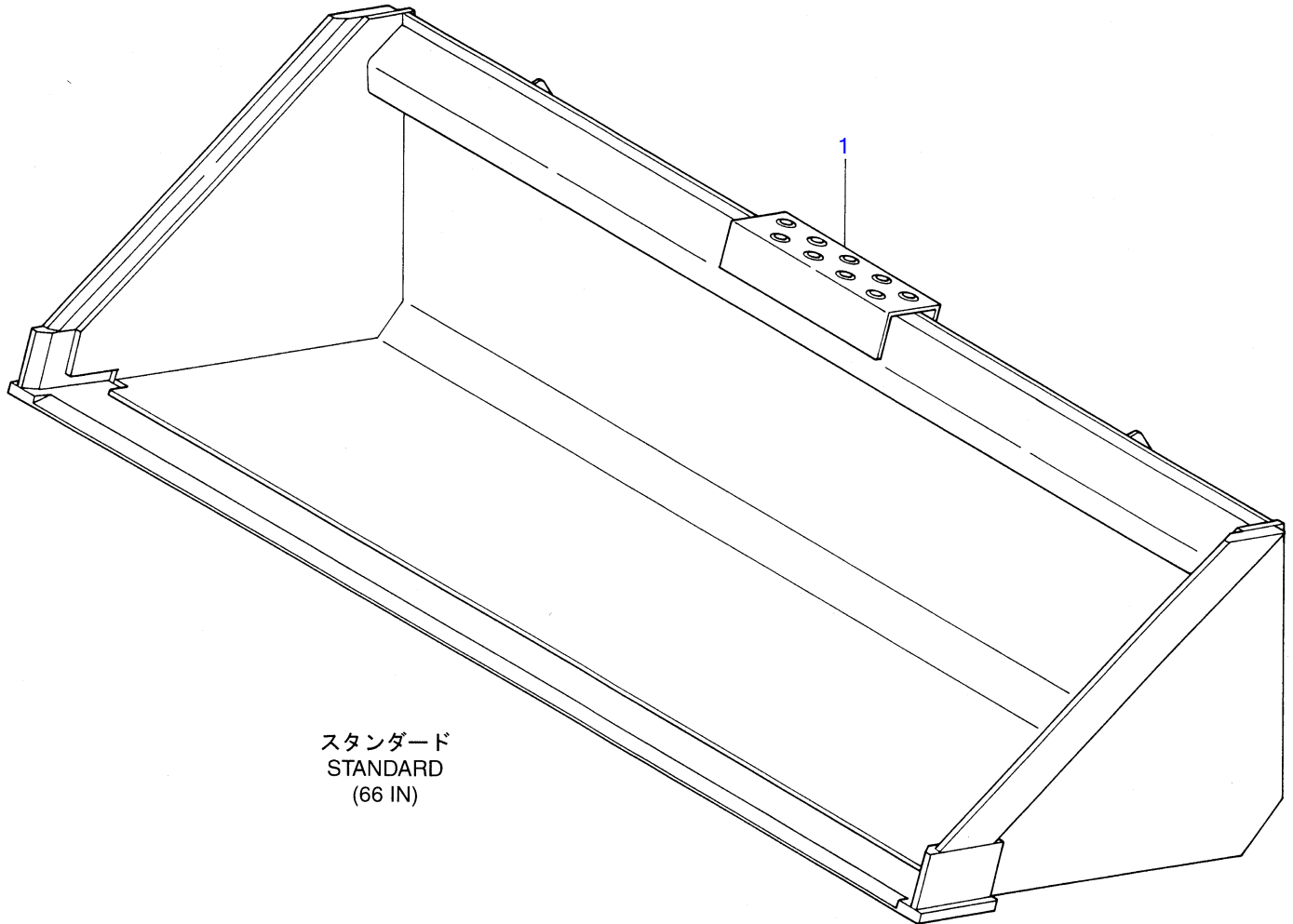
Item	Part number	Description	Q'ty	ARM		
				Chan.	Serial No.	Serv. Remarks
		ARM ASSY	1			
6	0880600060	LOCK	1			
7	0880600090	PIN ASSY	1			
7-1	1652735886	• CHAIN	1			
7-2	1214000012	• PIN ,snap	2			
8	0880600300	PIN	1			
9	0880600310	COLLAR	2			
10	0880601040	PIN	2			
11	0880601500	PIN	2			
12	0001602135	PIN	2			
13	0001603125	PIN	2			
14	0001603170	PIN	2			
15	0001683001	PIN	2			
17	0003103623	SHIM	2			
18	0003103632	SHIM	2			
21	1900058100	CYLINDER	2			
22	1900058200	CYLINDER	2			
23	0880601050	SPONGE	1			
24	0880601060	RUBBER	1			
27	1103041070	BOLT	4			
28	1103041080	BOLT	8			
29	1130240010	NUT	28			
30	1560001000	FITTING,grease	2			
31	1560001675	FITTING,grease	2			
32	1220000030	RING,snap	2			
33	1103041090	BOLT	2			
34	1100242050	BOLT	2			
35	1130040020	NUT	2			
38	0880601510	RUBBER	2			
39	0003103612	SHIM	AR			
40	0880603100	ARM	1			
40-6	0880603260	• CLAMP ASSY	3			
40-10	0002400028	• BUSHING	4			
40-11	0002400019	• BUSHING	4			
40-12	1432200035	• SEAL,dust	4			
40-13	1432200040	• SEAL,dust	4			
41	0436011300	SHIM	8			
	T539a4L					



T5-39b-3-D

QUICK ATTACHMENT

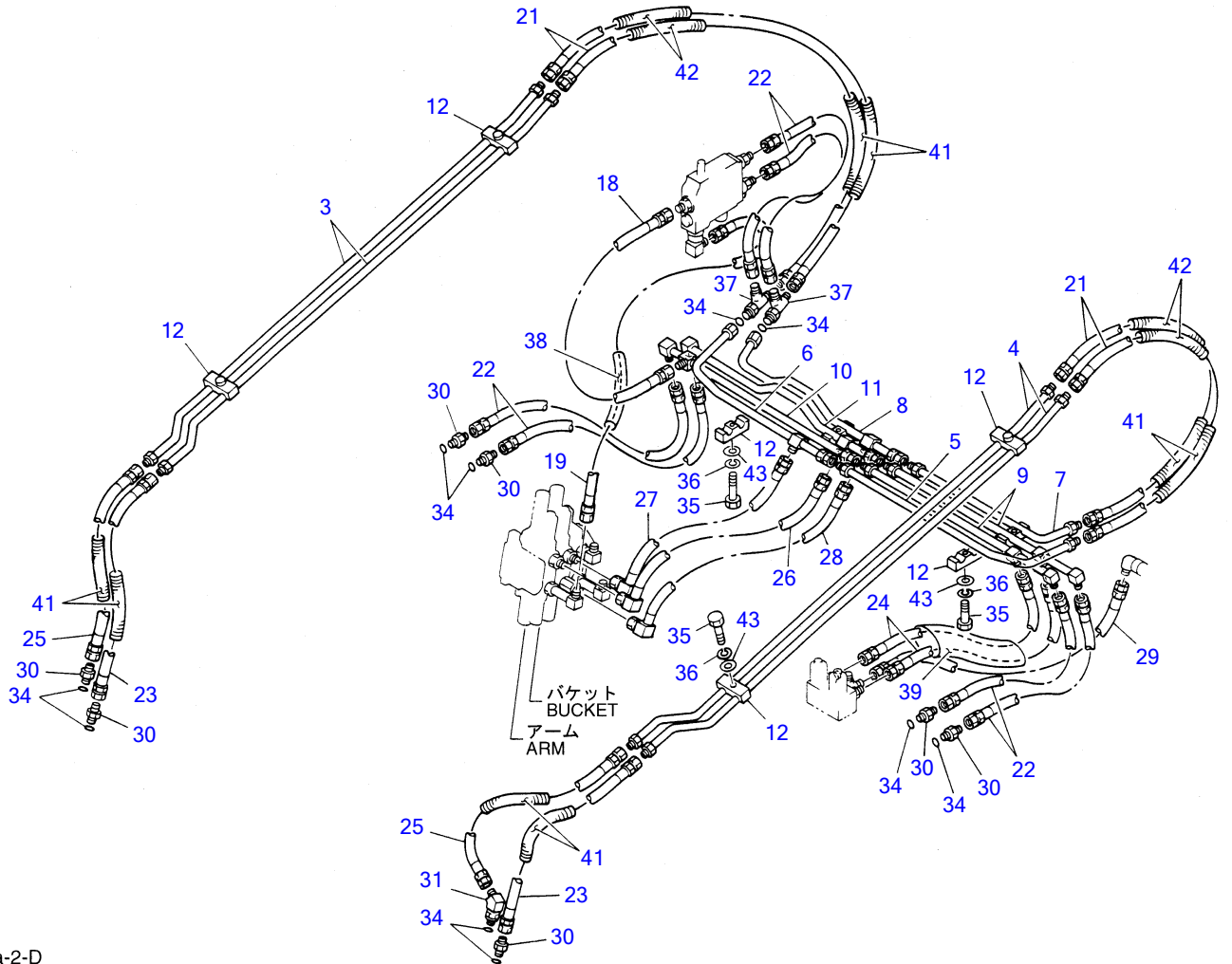
Item	Part number	Description	Q'ty	Chan.	Serial No.	Serv.	Remarks
0	0880613000	BRACKET ASSY	1				
1	0880613100	▪ BRACKET	1				
2	0880612020	▪ LEVER (L.H.)	1				
3	0880612030	▪ LEVER (R.H.)	1				
4	0880612040	▪ PIN	2				
5	0880612050	▪ YOKE	2				
6	0880612060	▪ WASHER	2				
7	0880612070	▪ PIN	2				
8	0880612080	▪ PIPE	2				
10	0007000016	▪ SPRING	2				
11	0007000076	▪ SPRING	2				
12	1132530012	▪ NUT	2				
13	1210000325	▪ PIN, split	2				
14	0003600025	▪ WASHER	4				
15	1140120010	▪ WASHER, spring	2				
16	1100041020	▪ BOLT	4				
17	1213001250	▪ PIN, spring	2				
18	1560001900	▪ NIPPLE, grease	2				
	T539b4L						



スタンダード
STANDARD
(66 IN)

T5-40a-0-D

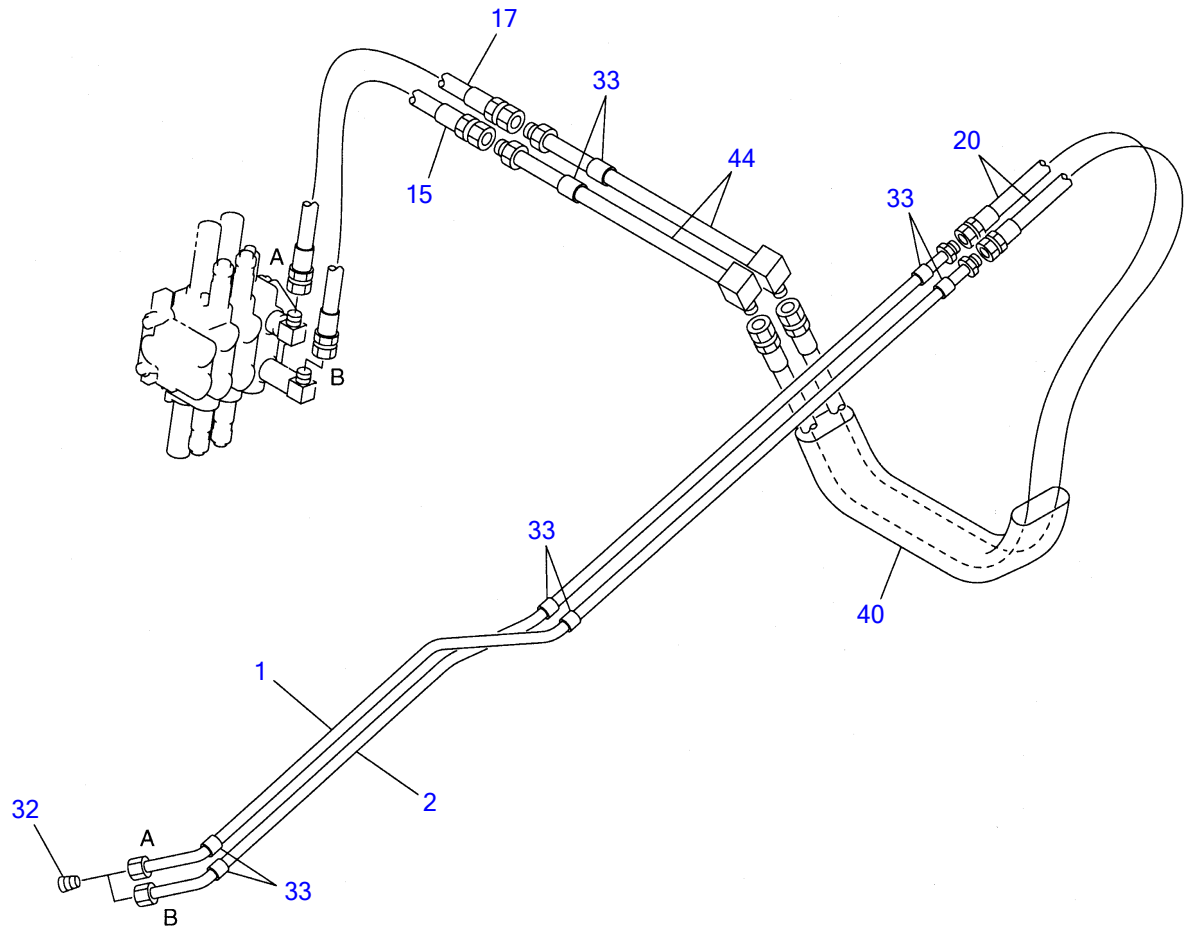
Item	Part number	Description	Q'ty	BUCKET			Remarks
				Chan.	Serial No.	Serv.	
	0880622000	BUCKET ASSY	1				
	0880622100	BUCKET	1				
	T540a1L						



T5-41a-2-D

PIPING; ARM (1/2)

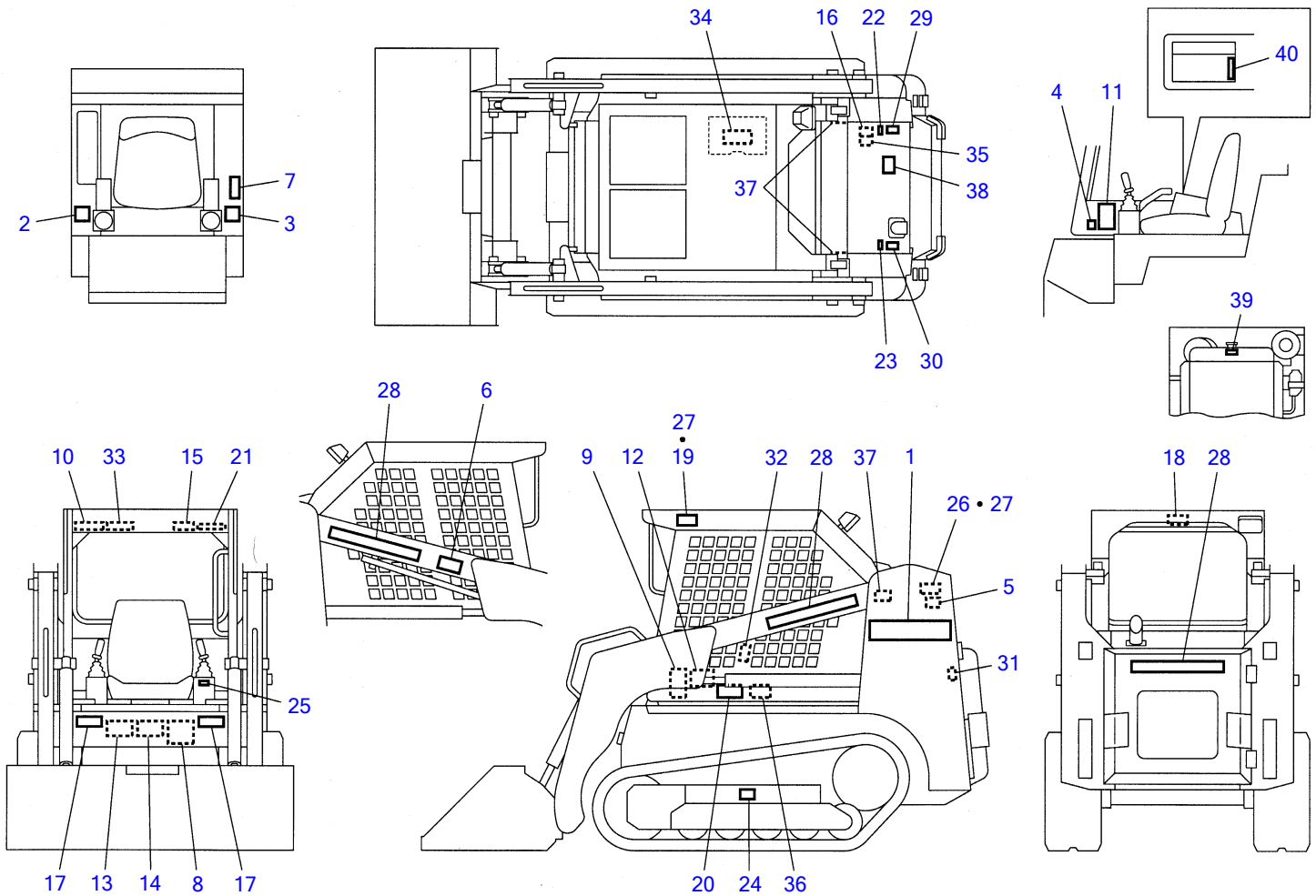
Item	Part number	Description	Q'ty	Chan.	Serial No.	Serv.	Remarks
		PIPING ASSY	1				
3	0880731030	PIPE	2				
4	0880731040	PIPE	2				
5	0880731050	PIPE	1				
6	0880731060	PIPE	1				
7	0880731070	PIPE	1				
8	0880731080	PIPE	1				
9	0880731090	PIPE	2				
10	0880731100	PIPE	1				
11	0880731110	PIPE	1				
12	0376006060	CLAMP	8				
18	1801540060	HOSE ASSY	1				
19	1801540105	HOSE ASSY	1				
21	1801520085	HOSE ASSY	4				
22	1801520050	HOSE ASSY	6				
23	1801520055	HOSE ASSY	2				
24	1801520045	HOSE ASSY	2				
25	1801520042	HOSE ASSY	2				
26	0880731130	HOSE ASSY	1				
27	0880731140	HOSE ASSY	1				
28	0880731150	HOSE ASSY	1				
29	1936109045	HOSE	1				
30	1515600201	ADAPTOR	7				
31	1515100111	ELBOW	1				
34	1420010140	O-RING	10				
35	1100040835	BOLT	7				
36	1140020008	WASHER, spring	7				
37	1512370007	TEE	2				
38	1531340045	PROTECTOR	1				
39	1531350035	PROTECTOR	1				
41	1532224120	TUBE	8				
42	1532224140	TUBE	4				
43	1141110008	WASHER	7				
	T541a4L						



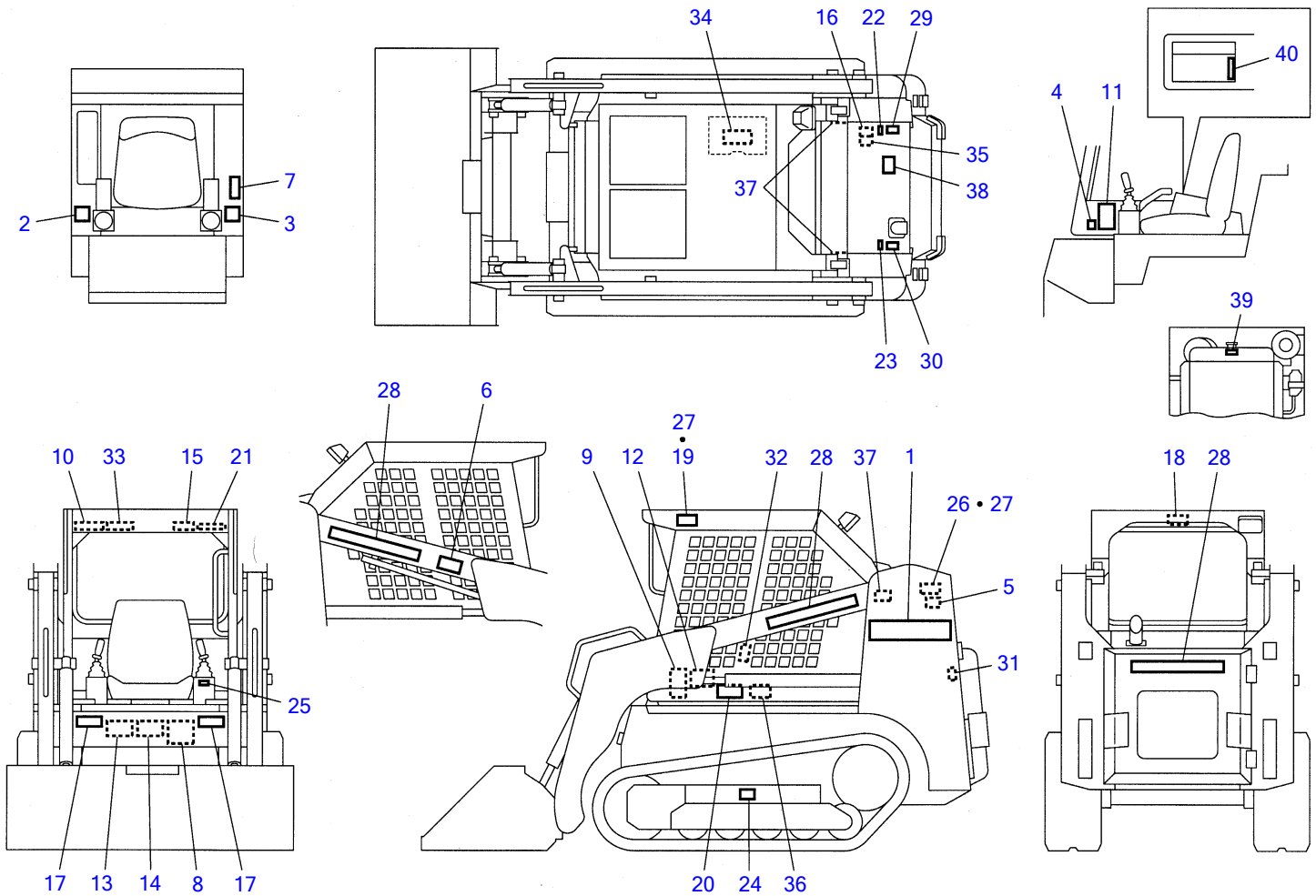
T5-41b-0-D

PIPING; ARM (2/2) (auxiliary line)

Item	Part number	Description	Q'ty	Chan.	Serial No.	Serv.	Remarks
		PIPING ASSY	1				
1	0880733010	PIPE	1				
2	0880733020	PIPE	1				
15	1801540046	HOSE ASSY	1				
17	1801540042	HOSE ASSY	1				
20	1801540156	HOSE ASSY	2				
32	1501810004	PLUG	2				
33	1531419003	HOSE	8				
40	1531360035	PROTECTOR	1				
44	0880733440	PIPE	2				
	T541b0L						



T5-43h-0-D

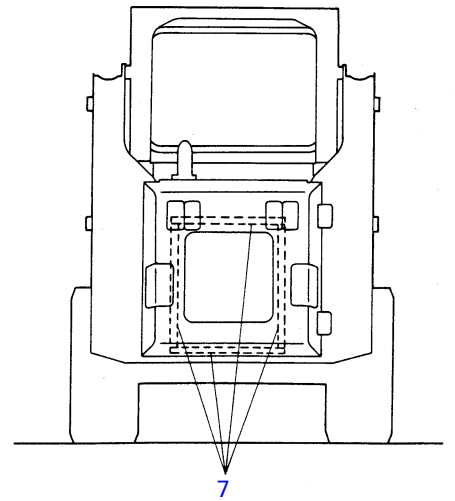
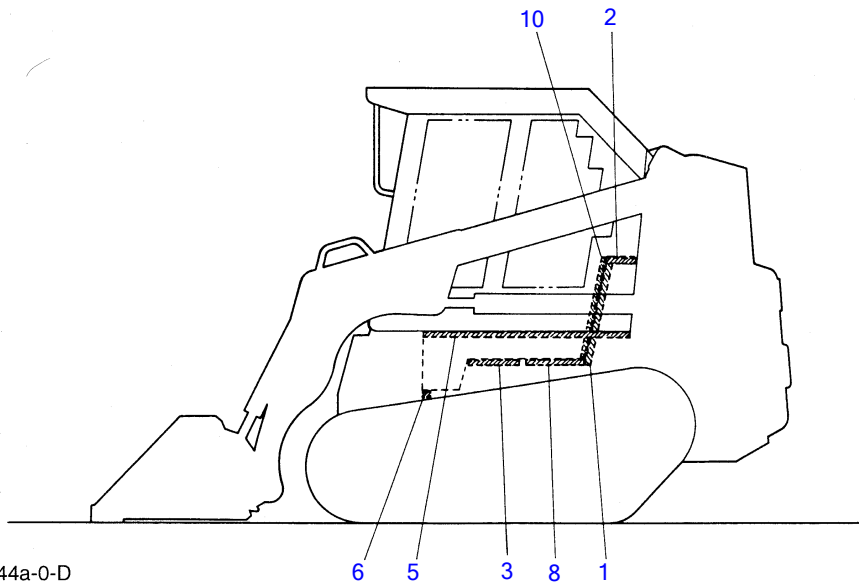
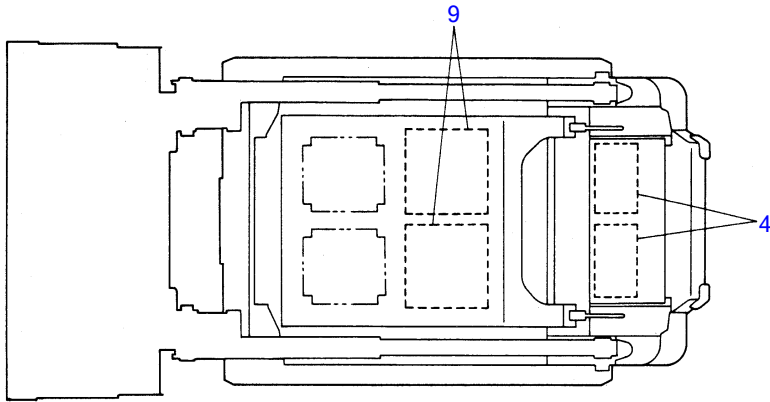


T5-43h-0-D

DECAL@ (U.S. TAKEUCHI)

Item	Part number	Description	Q'ty	Chan.	Serial No.	Serv.	Remarks
0	0880037000	DECAL SET	1				
1	0880037100	• DECAL	2				
2	0880030002	• DECAL	1				
3	0880030003	• DECAL	1				
4	0880030004	• DECAL	1				
5	0880037300	• DECAL	1				
6	0880037200	• DECAL	1				
7	0880031001	• DECAL	1				
8	0880031002	• DECAL	1				
9	0880030009	• DECAL	1				
10	0880030010	• DECAL	1				
11	0880030011	• DECAL	1				
12	0880031003	• DECAL	1				
13	0880030013	• DECAL	1				
14	0880031004	• DECAL	1				
15	0880030015	• DECAL	1				
16	0880030016	• DECAL	1				
17	0880030017	• DECAL	2				
18	0880031018	• DECAL	1				
19	0864273500	• DECAL	1				
20	0880031005	• DECAL	1				
21	0880031006	• DECAL	1				
22	0179312100	• DECAL	1				
23	0880031017	• DECAL	1				
24	0149362200	• DECAL	2				
25	X *****	• SYMBOL MARK	1				
26	X *****	• DECAL	1				
27	X *****	• SCREW	8				
28	0359306300	• DECAL	3				
29	0259300600	• SYMBOL MARK	1				
30	0259300700	• SYMBOL MARK	1				
31	0880031013	• DECAL	1				
32	0880031014	• DECAL	1				
33	0880031015	• DECAL	1				
34	0880031016	• DECAL	1				
35	0569321980	• DECAL	1				
36	0359313700	• DECAL	1				
37	0880031019	• DECAL	2				
38	0359307400	• DECAL	1				
39	0359313900	• DECAL	1				
40	0880031020	• DECAL	1				

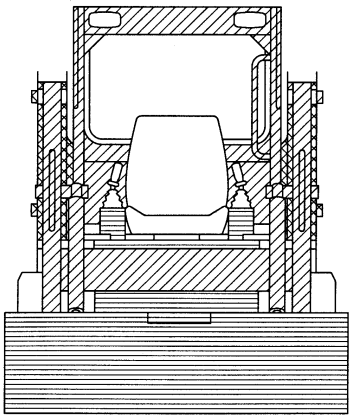
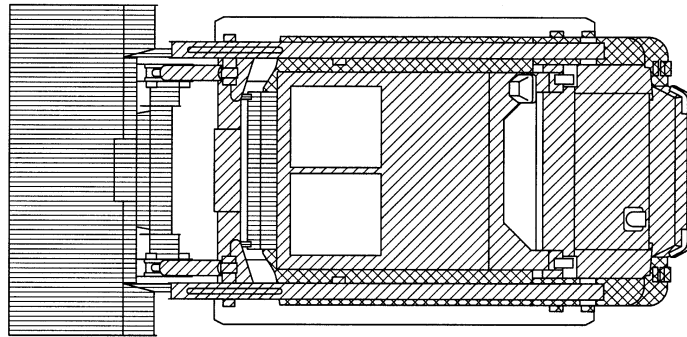
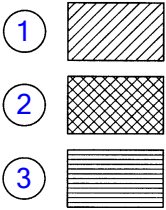
T543h0L



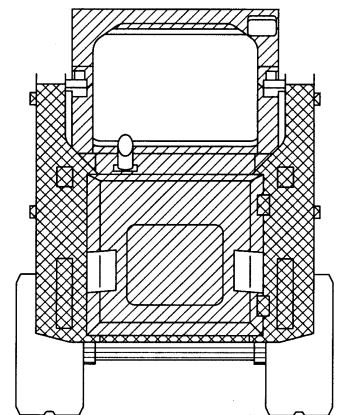
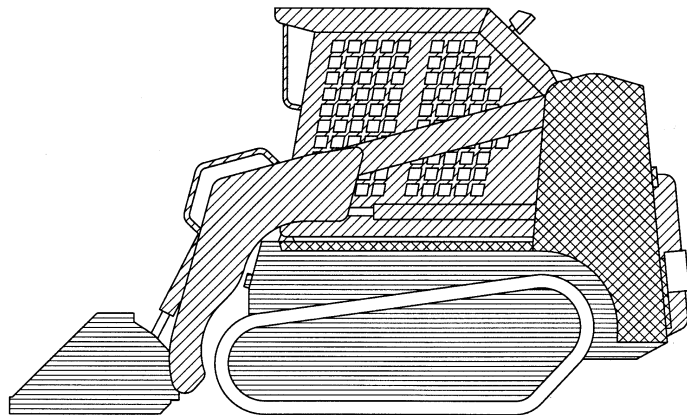
T5-44a-0-D

NOISE ABSORBENT

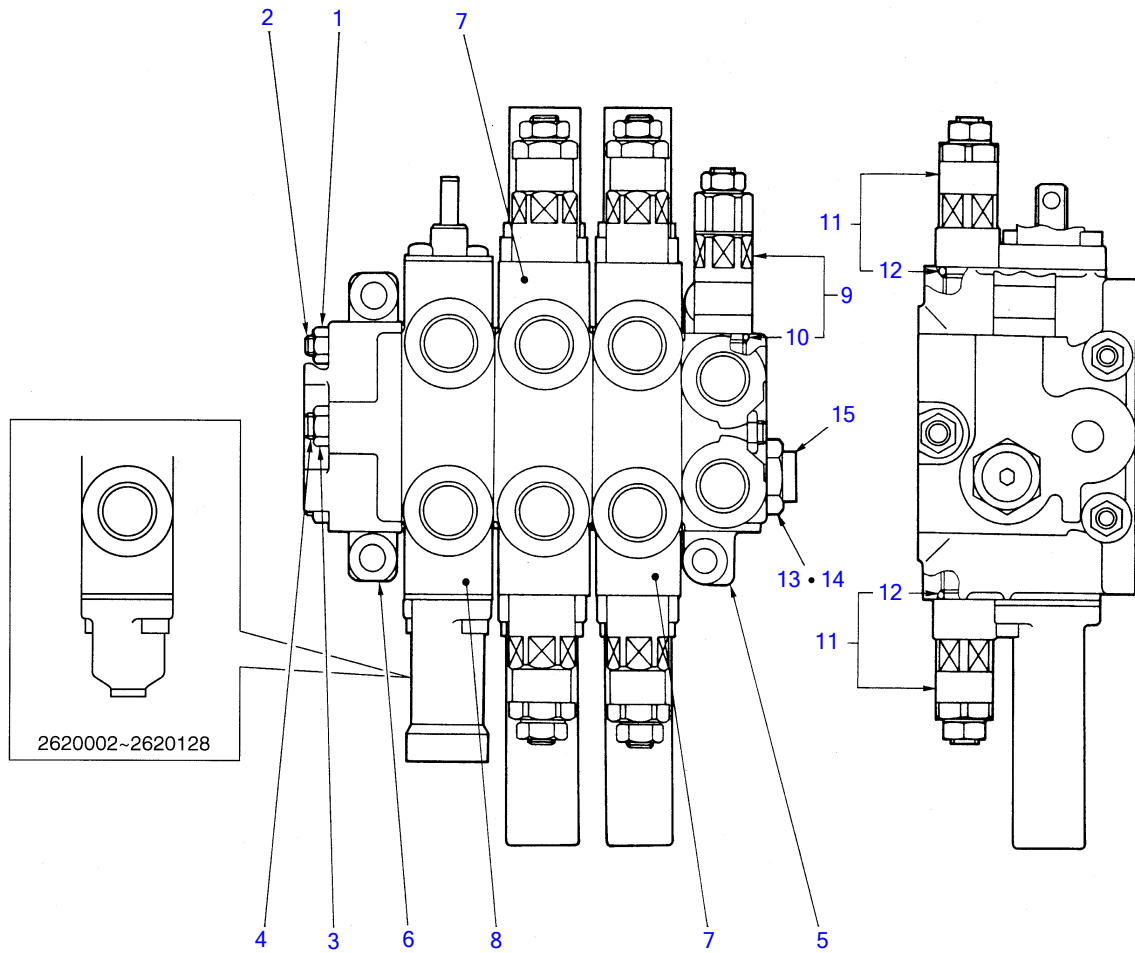
Item	Part number	Description	Q'ty	Chan.	Serial No.	Serv.	Remarks
1	0880830010	ABSORBENT, noise t=30	1				sold by the meter
2	0880830020	ABSORBENT, noise t=30	1				sold by the meter
3	0880830085	ABSORBENT, noise t=30	1				sold by the meter
4	0880830040	ABSORBENT, noise t=30	2				sold by the meter
5	0880830050	SPONGE	2				
6	0880830060	SPONGE	1				
7	0880830070	SPONGE	4				
8	0880830090	ABSORBENT, noise t=30	1				sold by the meter
	T544a2L						



T5-44b-1-D



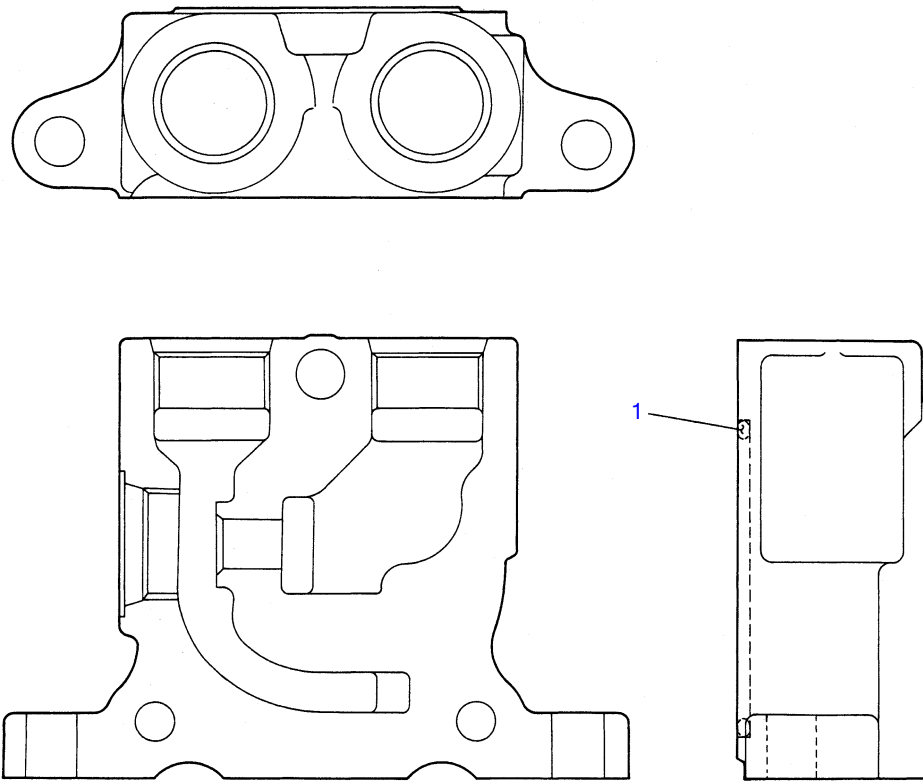
Item	Part number	Description	PAINTED COLOR			Remarks
			Q'ty	Chan.	Serial No.	
		PAINTED COLOR				
1	1919060142	LIGHT GRAY				
	1919069142	LIGHT GRAY				spray
2	1919060105	RED				
	1919069105	RED				spray
3	1919060144	GRAY				
	1919069144	GRAY				spray
	T544b1L					



T5-46a-1-D

CONTROL VALVE

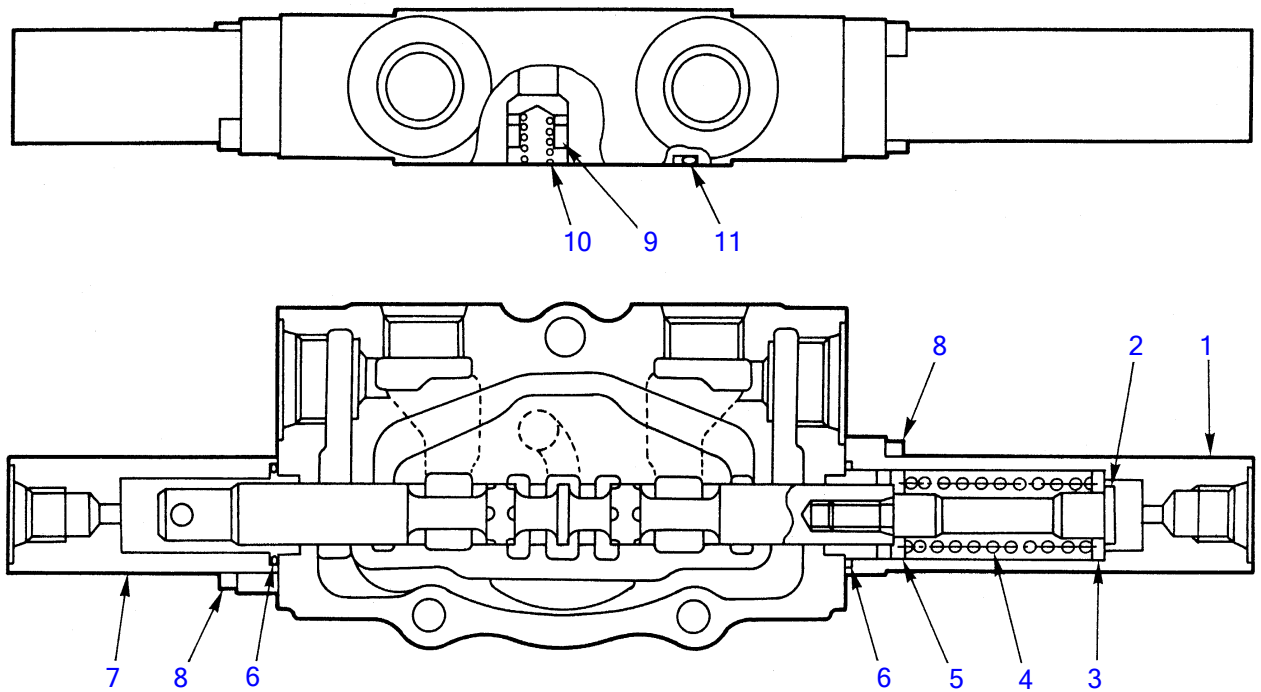
Item	Part number	Description	Q'ty	Chan.	Serial No.	Serv.	Remarks
0	1901032500	VALVE ASSY, control	1				
1	1130350008	▪ NUT	4				
2	1901030107	▪ BOLT	2				
3	1130850010	▪ NUT	2				
4	1901030106	▪ BOLT	1				
5	1901032503	▪ BLOCK ASSY; NO.1	1				
6	1901025504	▪ HOUSING	1				
7	1901032512	▪ BLOCK ASSY; NO.2	2				arm, bucket
8	1901032519	▪ BLOCK ASSY; NO.3	1				service
9	1901030121	▪ VALVE ASSY	1				relief
10	1901025482	▪ ▪ O-RING	1				
11	1901030122	▪ VALVE ASSY	4				over load
12	1901025482	▪ ▪ O-RING	1				
13	1901032590	▪ PLUG	1				
14	1420010180	▪ O-RING	1				
15	1901036573	▪ PLUG	1				
	T546a1L						



T5-47a-0-D

BLOCK ASSY; No. 1

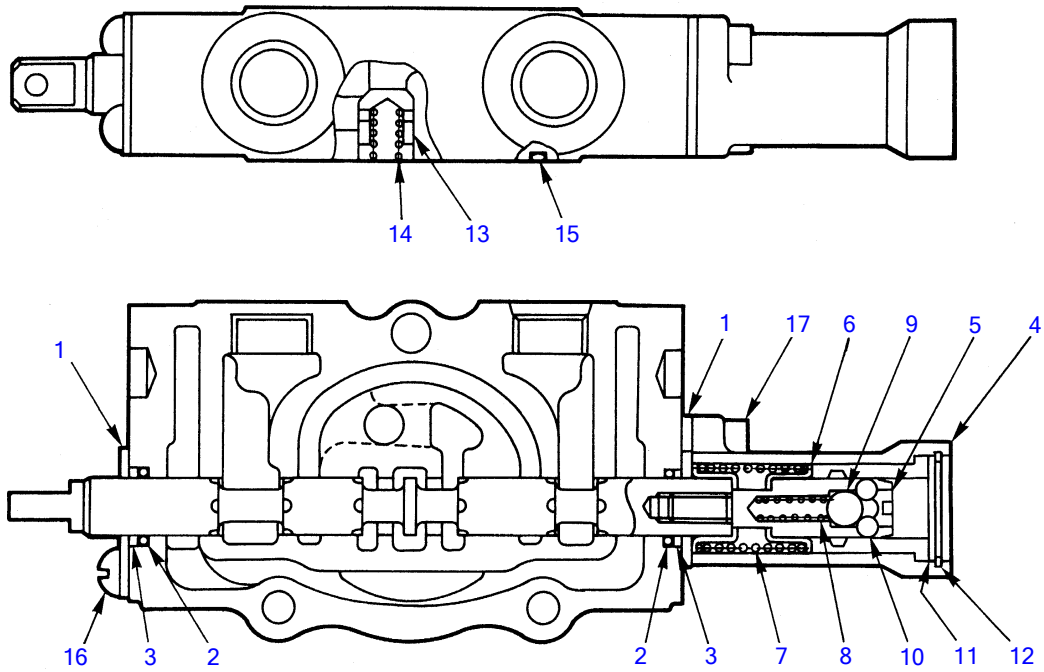
Item	Part number	Description	Q'ty	Chan.	Serial No.	Serv.	Remarks
0	1901032503	BLOCK ASSY; NO.1	1				
1	1901025480	· O-RING	1				
	T547a1L						



T5-47b-0-D

BLOCK ASSY; No. 2

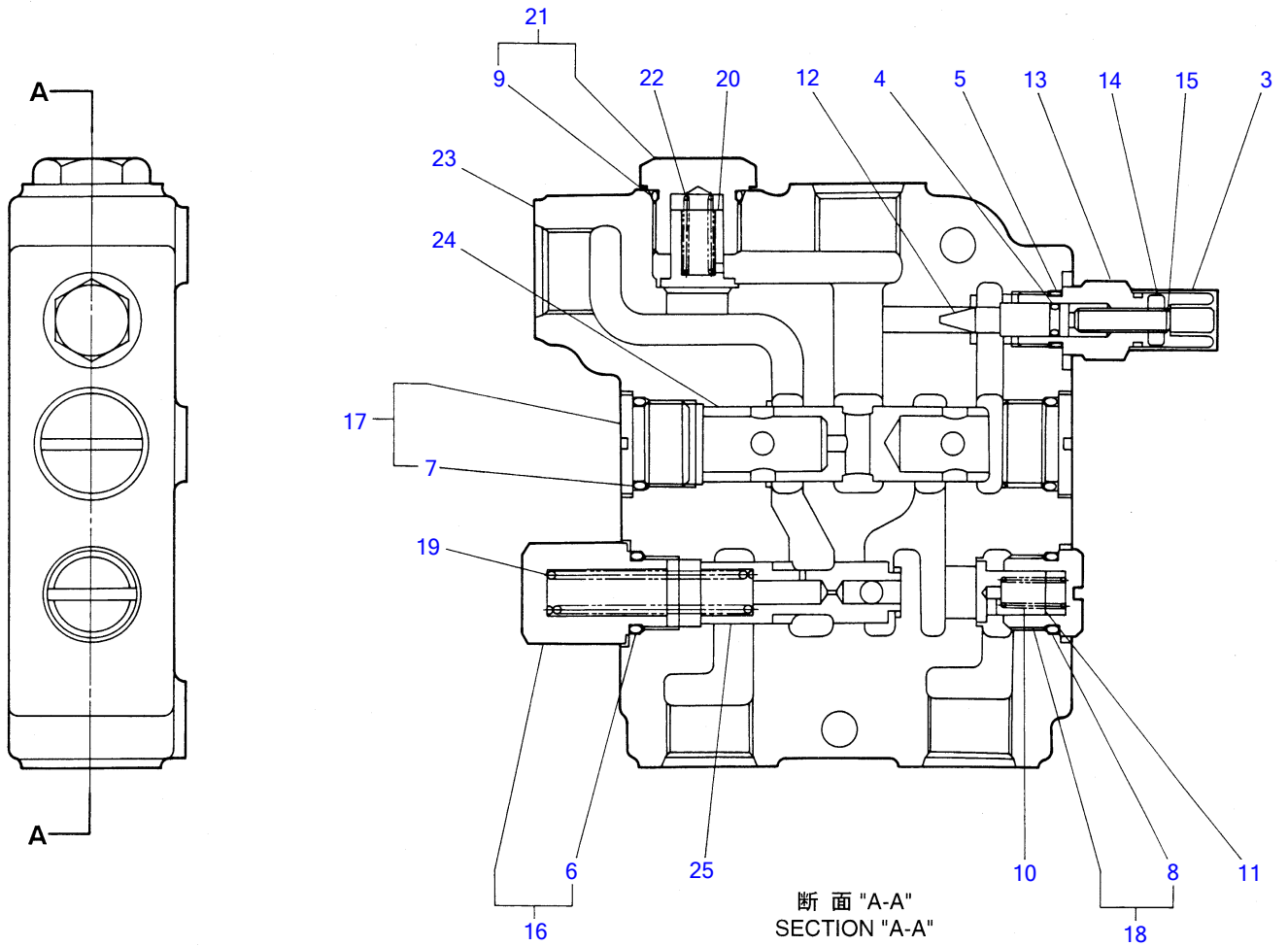
Item	Part number	Description	Q'ty	Chan.	Serial No.	Serv.	Remarks
0	1901032512	BLOCK ASSY; NO.2	2				arm, bucket
1	1901029755	▪ COVER	1				
2	1901029731	▪ SCREW	1				
3	1901029754	▪ HOLDER, spring	1				
4	1901029759	▪ SPRING	1				
5	1901029753	▪ HOLDER, spring	1				
6	1420500240	▪ O-RING	2				
7	1901029762	▪ COVER	1				
8	1110050618	▪ CAP SCREW	4				
9	1901025467	▪ VALVE, check	1				
	1901034239	▪ SPRING	1				
11	1901025480	▪ O-RING	1				
	T547b2L						



T5-47c-1-D

BLOCK ASSY; No. 3

Item	Part number	Description	Q'ty	Chan.	Serial No.	Serv.	Remarks
0	1901032519	BLOCK ASSY; NO.3	1				service
1	1901025483	▪ HOLDER, seal	2				
2	1901025484	▪ O-RING	2				
3	1901025485	▪ SEAL, oil	2				
4	1901032566	▪ COVER	1				
5	1901032531	▪ PIN	1				
6	1901025453	▪ HOLDER, spring	2				
7	1901030159	▪ SPRING	1				
8	1901032556	▪ SPRING	1				
9	1901032526	▪ BALL	1				
10	1901032527	▪ BALL	4				
11	1901032581	▪ SPACER	1				
12	1901032582	▪ RING ,snap	1				
13	1901025467	▪ VALVE, check	1				
14	1901034239	▪ SPRING	1				
15	1901025480	▪ O-RING	1				
16	1120540610	▪ SCREW	2				
17	1110020618	▪ CAP SCREW	2				
	T547c3L						

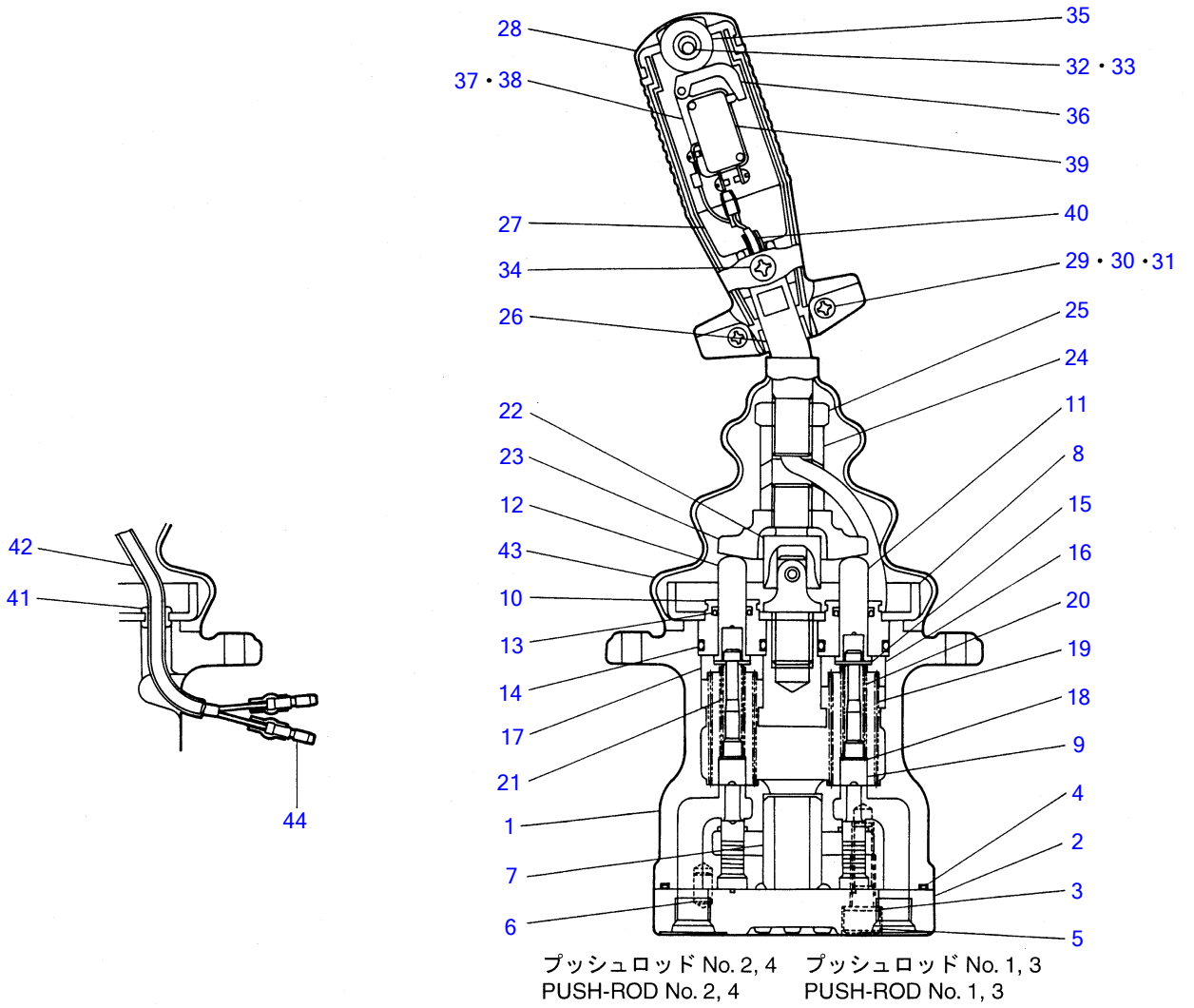


T5-49a-0-D

SELF LEVEL VALVE

Item	Part number	Description	Q'ty	Chan.	Serial No.	Serv.	Remarks
1	1901723400	VALVE ASSY	1				
2	1901723499	· KIT, seal	1				
3	X 1901723408	· · COVER	1				
4	X 1901723410	· · O-RING	1				
5	X 1901723412	· · O-RING	1				
6	X 1901723416	· · O-RING	1				
7	X 1901723419	· · O-RING	2				
8	X 1901723422	· · O-RING	1				
9	X 1901723427	· · O-RING	1				
10	1901723401	· SPRING	1				
11	1901723402	· CHECK	1				
12	1901723407	· PIN	1				
13	1901723409	· CAP	1				
14	1901723411	· NUT	1				
15	1901723413	· SET-SCREW	1				
16	1901723414	· PLUG ASSY	1				
17	1901723417	· PLUG ASSY	2				
18	1901723420	· PLUG ASSY	1				
19	1901723423	· SPRING	1				
20	1901723424	· CHECK	1				
21	1901723425	· PLUG ASSY	1				
22	1901723428	· SPRING	1				
23	X *****	· BODY	1				
24	X *****	· SPOOL	1				
25	X *****	· SPOOL	1				
	T549a1L						

TL126 Book No. PT5-101Z5 S/N 21260001-
PILOT VALVE; RIGHT



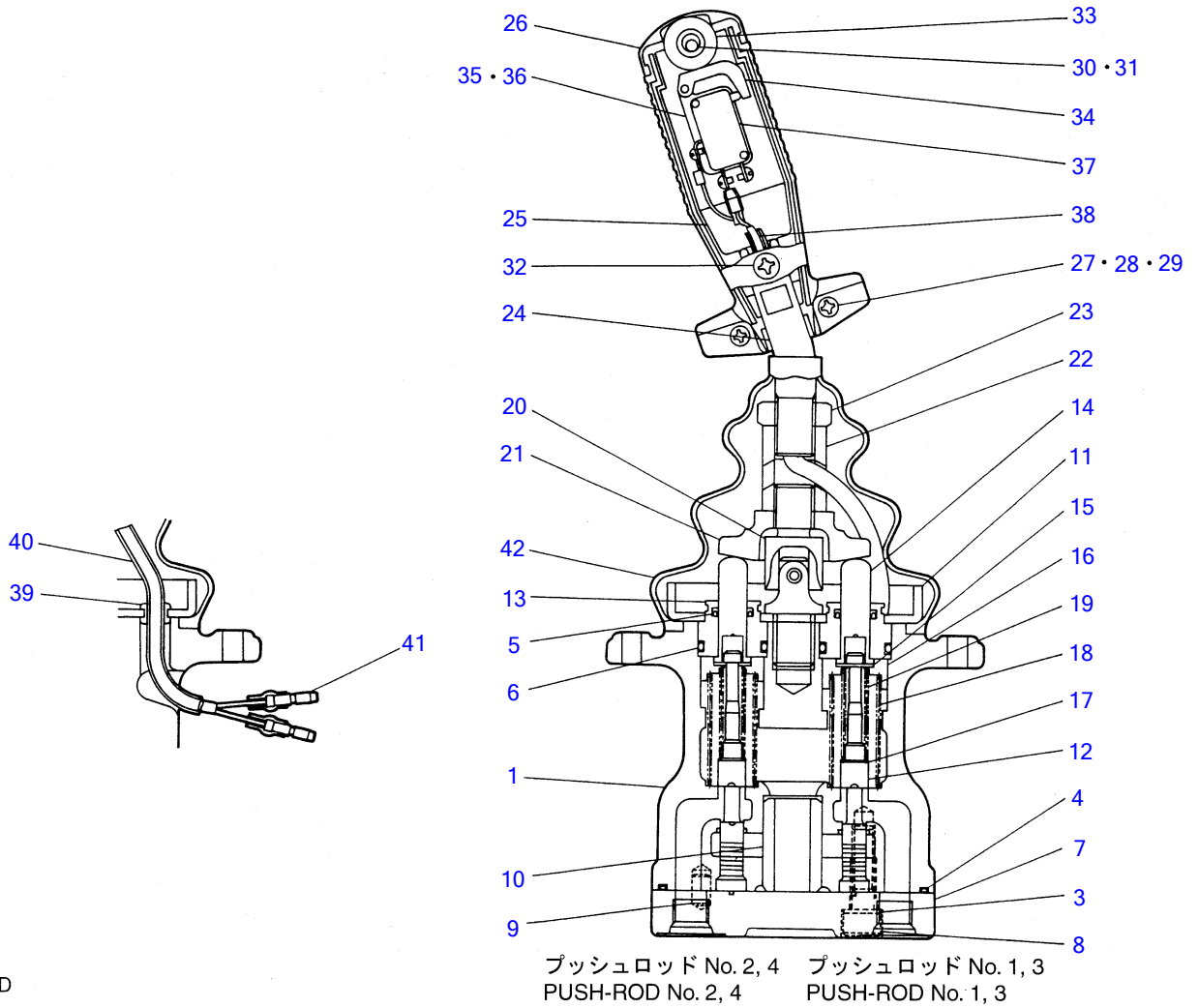
T5-49c-0-D

PILOT VALVE; RIGHT

Item	Part number	Description	Q'ty	Chan.	Serial No.	Serv.	Remarks
1	1901719000	VALVE ASSY	1				
2	1901715102	• PLATE	1				
3	1901715103	• WASHER	2				
4	1420500900	• O-RING	1				
5	1110050822	• CAP SCREW	2				
6	1213000510	• PIN, spring	1				
7	1901710905	• BUSHING	1				
8	1901703201	• PLATE	1				
9	1901719009	• SPOOL	4				
10	1901710912	• PLUG	4				
11	1901719011	• ROD	2				
12	1901719012	• ROD	2				
13	1901710914	• SEAL	4				
14	1420010200	• O-RING	4				
15	1901710915	• WASHER	8				
16	1901715115	• HOLDER, spring	2				
17	1901710916	• HOLDER, spring	2				
18	1901710917	• WASHER	4				
19	1901716316	• SPRING	4				
20	1901719020	• SPRING	2				
21	1901719021	• SPRING	2				
22	1901703220	• JOINT	1				
23	1901715120	• DISC	1				
24	1901703222	• NUT	1				
25	1901719025	• NUT, lock	1				
26	1901710923	• BAR	1				
27	1901703230	• HANDLE	2				
28	1901710931	• CAP	1				
29	1901719029	• SCREW	2				
30	1901719030	• NUT	2				
31	1901719031	• WASHER	2				
32	1901719032	• SCREW	1				
33	1901719030	• NUT	1				
34	1901719034	• SCREW	2				
35	1901703240	• ROLLER	1				
36	1901703241	• LEVER, switch	1				
37	1901703242	• HOLDER, switch	1				
38	1901703243	• HOLDER, switch	1				
39	1901703244	• SWITCH	1				
40	1901711031	• CORD	1				
41	1901703261	• BUSHING	1				
42	1901716839	• TUBE	1				
43	1901710941	• BOOT	1				
44	1901711034	• TERMINAL	1				

T549c2L

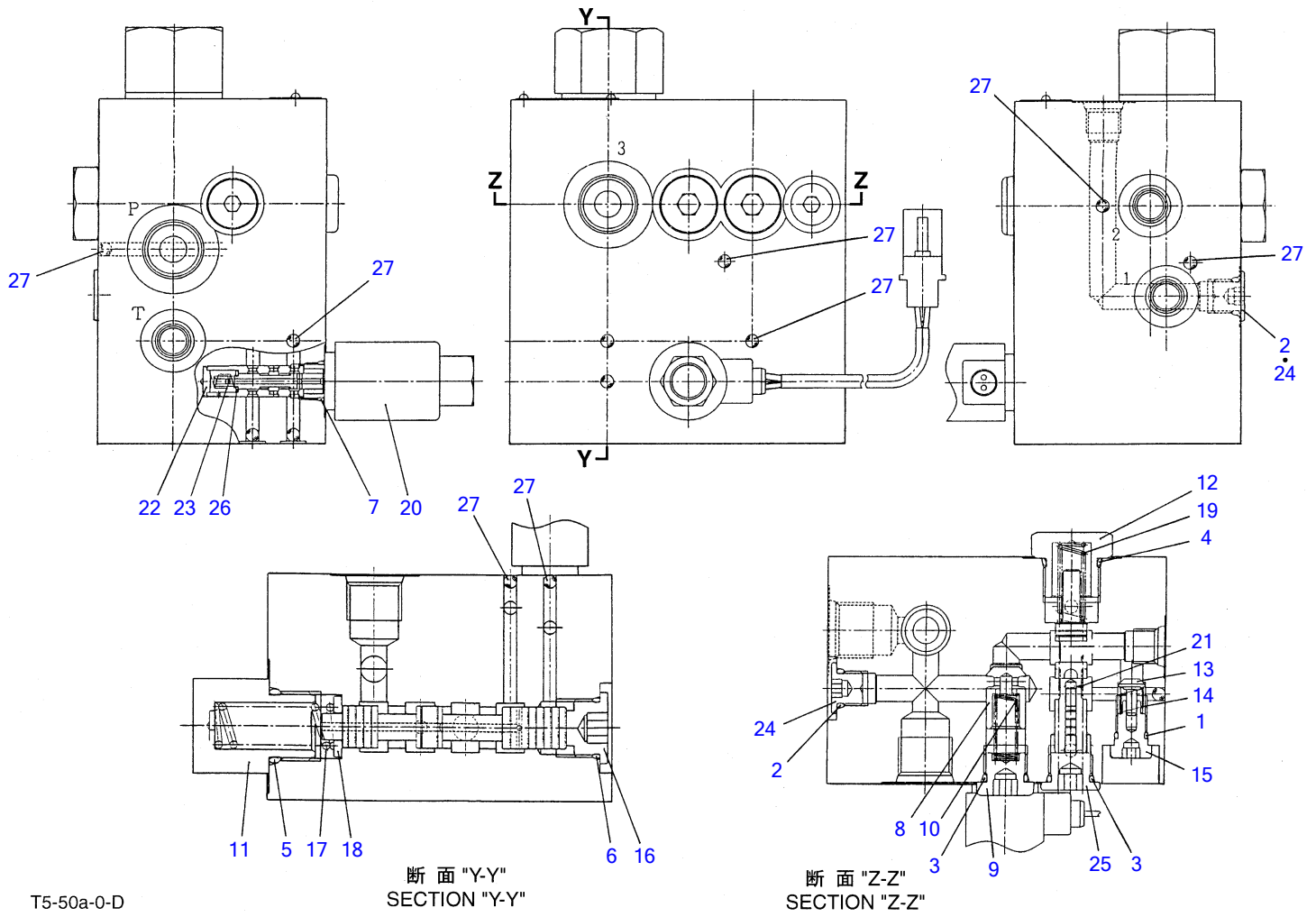
TL126 Book No. PT5-101Z5 S/N 21260001-
PILOT VALVE; LEFT



T5-49d-0-D

PILOT VALVE; LEFT

Item	Part number	Description	Q'ty	Chan.	Serial No.	Serv.	Remarks
1	1901723300	VALVE ASSY	1				
2	1901721199	• KIT, seal	1				
3	X 1901715103	• • WASHER, seal	2				
4	X 1420500900	• • O-RING	1				
5	X 1901710914	• • SEAL	4				
6	X 1420010200	• • O-RING	4				
7	1901715102	• PLATE	1				
8	1110050822	• CAP SCREW	2				
9	1213000510	• PIN, spring	1				
10	1901710905	• BUSHING	1				
11	1901703201	• PLATE	1				
12	1901719009	• SPOOL	4				
13	1901710912	• PLUG	4				
14	1901719011	• ROD	4				
15	1901710915	• WASHER	8				
16	1901715115	• HOLDER, spring	4				
17	1901710917	• WASHER	4				
18	1901723316	• SPRING	4				
19	1901723320	• SPRING	4				
20	1901703220	• JOINT	1				
21	1901715120	• DISK	1				
22	1901703222	• NUT	1				
23	1901719025	• NUT, lock	1				
24	1901710923	• BAR, handle	1				
25	1901703230	• HANDLE	2				
26	1901710931	• CAP	1				
27	1901719029	• SCREW	2				
28	1901719030	• NUT	2				
29	1901719031	• WASHER	2				
30	1901719032	• SCREW	1				
31	1901719030	• NUT	1				
32	1901719034	• SCREW	2				
33	1901703240	• ROLLER	1				
34	1901703241	• LEVER, switch	1				
35	1901703242	• HOLDER, switch	1				
36	1901703243	• HOLDER, switch	1				
37	1901703244	• SWITCH	1				
38	1901711031	• CORD	1				
39	1901703261	• BUSHING	1				
40	1901716839	• TUBE	1				
41	1901711034	• TERMINAL	2				
42	1901710941	• BOOT	1				
	T549d3L						



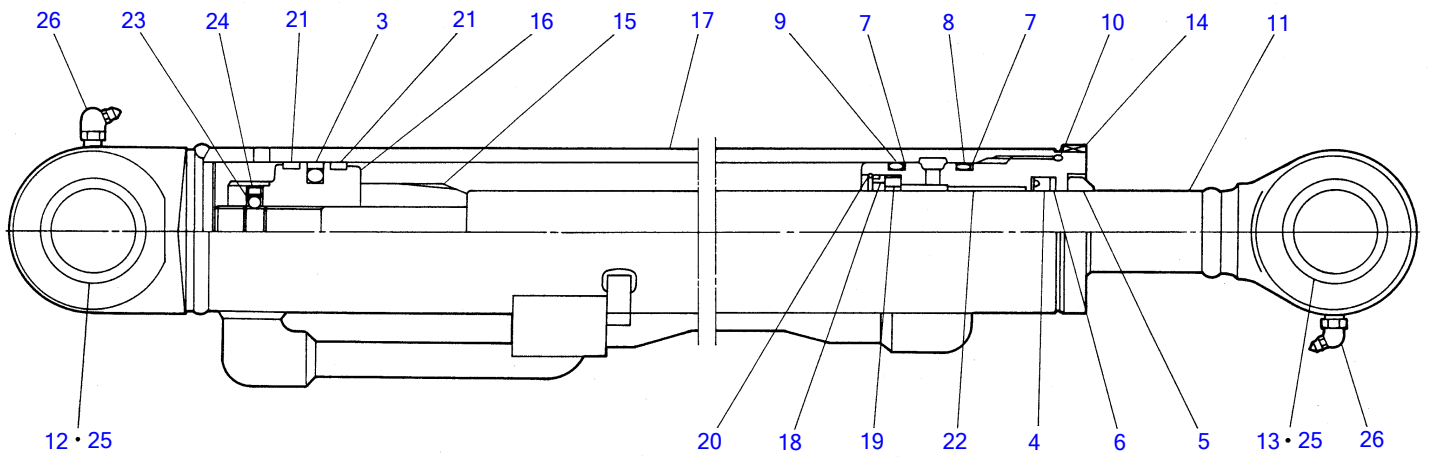
T5-50a-0-D

断面 "Y-Y"
SECTION "Y-Y"

断面 "Z-Z"
SECTION "Z-Z"

SUB VALVE

Item	Part number	Description	Q'ty	Chan.	Serial No.	Serv.	Remarks
0	1901731900	VALVE, sub	1				
0-1	1901731999	• KIT, seal	1				
1	X 1420010100	• • O-RING	2				
2	X 1420010110	• • O-RING	2				
3	X 1420010140	• • O-RING	1				
4	X 1420010200	• • O-RING	1				
5	X 1420010240	• • O-RING	1				
6	X 1420310910	• • O-RING	1				
7	X 1420000125	• • O-RING	1				
8	1901731901	• POPPET	1				
9	1901731902	• PLUG	1				
10	1901731903	• SPRING	1				
11	1901731904	• PLUG	1				
12	1901700411	• PLUG	1				
13	1901035426	• PLUNGER	1				
14	1901004357	• SPRING	1				
15	1901035471	• PLUG	1				
16	1901731910	• PLUG	1				
17	1901731911	• SPRING	1				
18	1901731912	• WASHER	1				
19	1901731917	• SPRING	1				
20	1901731918	• VALVE, solenoid	1				
21	1901731919	• RING, wire	1				
22	1901731921	• PLUG	1				
23	1901731922	• SPRING	1				
24	1901720720	• PLUG	2				
25	1901712505	• PLUG	1				
26	1141110004	• WASHER	1				
27	1901017793	• BALL, steel	14				
	T550a4L						

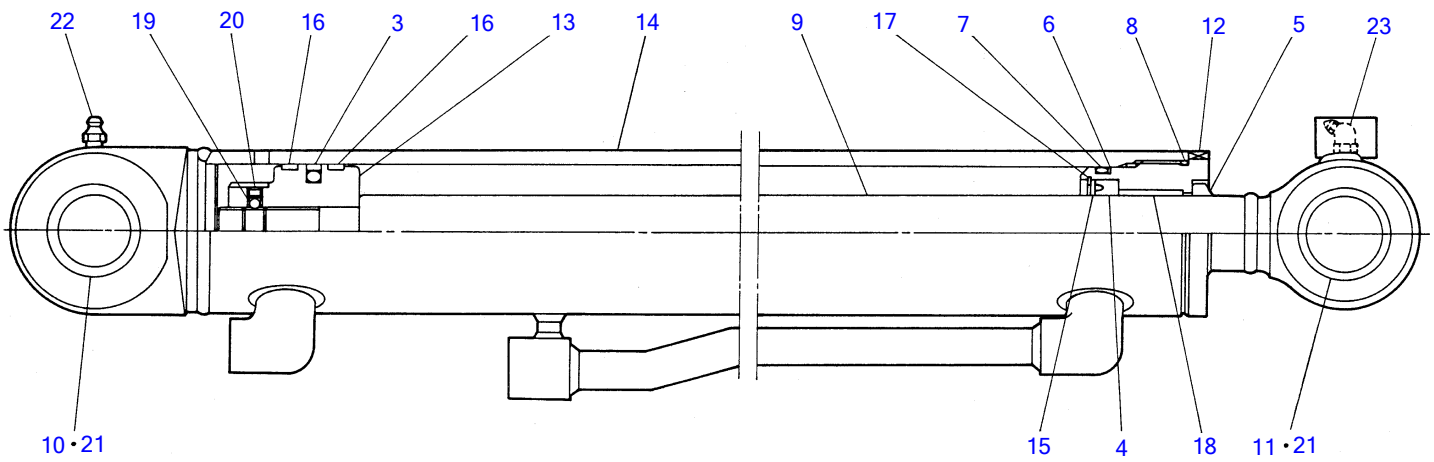


T5-52a-0-D

ARM CYLINDER

Item	Part number	Description	Q'ty	Chan.	Serial No.	Serv.	Remarks
1	1900058100	CYLINDER ASSY	1				
2	1900058199	▪ KIT, seal	1				
3	X 1900048232	▪ ▪ PACKING, piston	1				
4	X 1410540508	▪ ▪ PACKING, rod	1				
5	X 1900048431	▪ ▪ SEAL, dust	1				
6	X 1411250402	▪ ▪ RING, back-up	1				
7	X 1421130600	▪ ▪ RING, back-up	2				
8	X 1420110600	▪ ▪ O-RING	1				
9	X 1420110550	▪ ▪ O-RING	1				
10	X 1420110650	▪ ▪ O-RING	1				
11	1900058101	▪ ROD, piston	1				
12	1900015720	▪ BUSHING	1				
13	1900022702	▪ BUSHING	1				
14	1900058103	▪ COVER, rod	1				
15	1900058105	▪ CUSHION, rod	1				
16	1900058106	▪ PISTON	1				
17	1900058107	▪ TUBE	1				
18	1900052015	▪ SPACER	1				
19	1900052016	▪ RING, cushion	1				
20	1900052026	▪ STOPPER	1				
21	1900058126	▪ RING, slide	2				
22	1333004030	▪ BUSHING	1				
23	1390010250	▪ BALL, steel	1				
24	1121040608	▪ SET-SCREW	1				
25	1432200040	▪ SEAL, dust	4				
26	1560001675	▪ NIPPLE, grease	2				
	T552a1L						

TL126 Book No. PT5-101Z5 S/N 21260001-
BUCKET CYLINDER

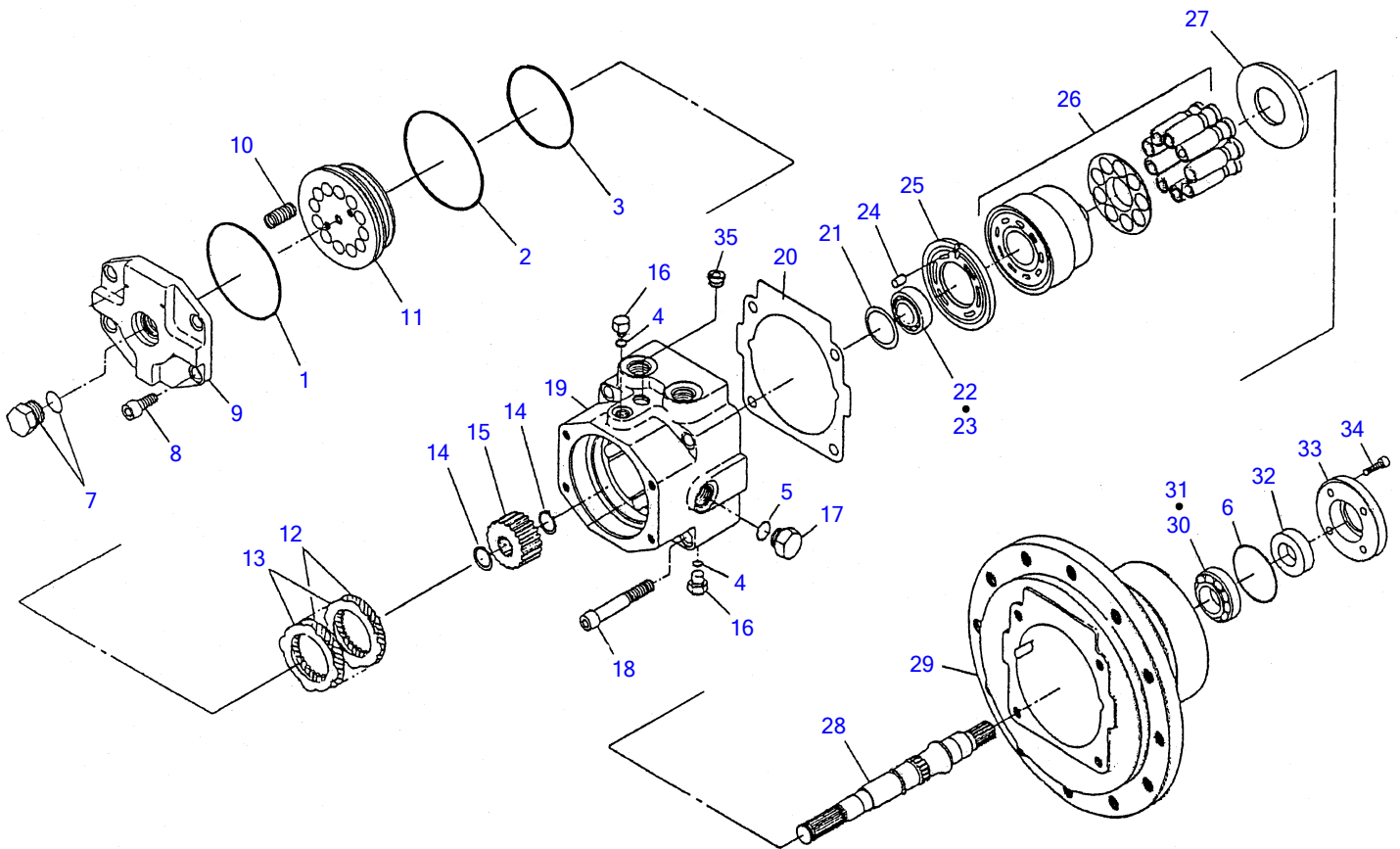


T5-53a-0-D

BUCKET CYLINDER

Item	Part number	Description	Q'ty	Chan.	Serial No.	Serv.	Remarks
1	1900058200	CYLINDER ASSY	1				
2	1900054499	▪ KIT, seal	1				
3	X 1900048232	▪ ▪ PACKING, piston	1				
4	X 1900051631	▪ ▪ PACKING, rod	1				
5	X 1900033533	▪ ▪ SEAL, dust	1				
6	X 1421130600	▪ ▪ RING, back-up	1				
7	X 1420110600	▪ ▪ O-RING	1				
8	X 1420110650	▪ ▪ O-RING	1				
9	1900058201	▪ ROD, piston	1				
10	1900020302	▪ BUSHING	1				
11	1900058202	▪ BUSHING	1				
12	1900054403	▪ COVER, rod	1				
13	1900051606	▪ PISTON	1				
14	1900058207	▪ TUBE	1				
15	1900054408	▪ HOLDER, rod packing	1				
16	1900058126	▪ RING, slide	2				
17	1221000050	▪ RING, snap	1				
18	1333003525	▪ BUSHING	1				
19	1390010250	▪ BALL, steel	1				
20	1121040607	▪ SET-SCREW	1				
21	1432200035	▪ SEAL, dust	4				
22	1560001000	▪ NIPPLE, grease	1				
23	1560001673	▪ NIPPLE, grease	1				
	T553a1L						

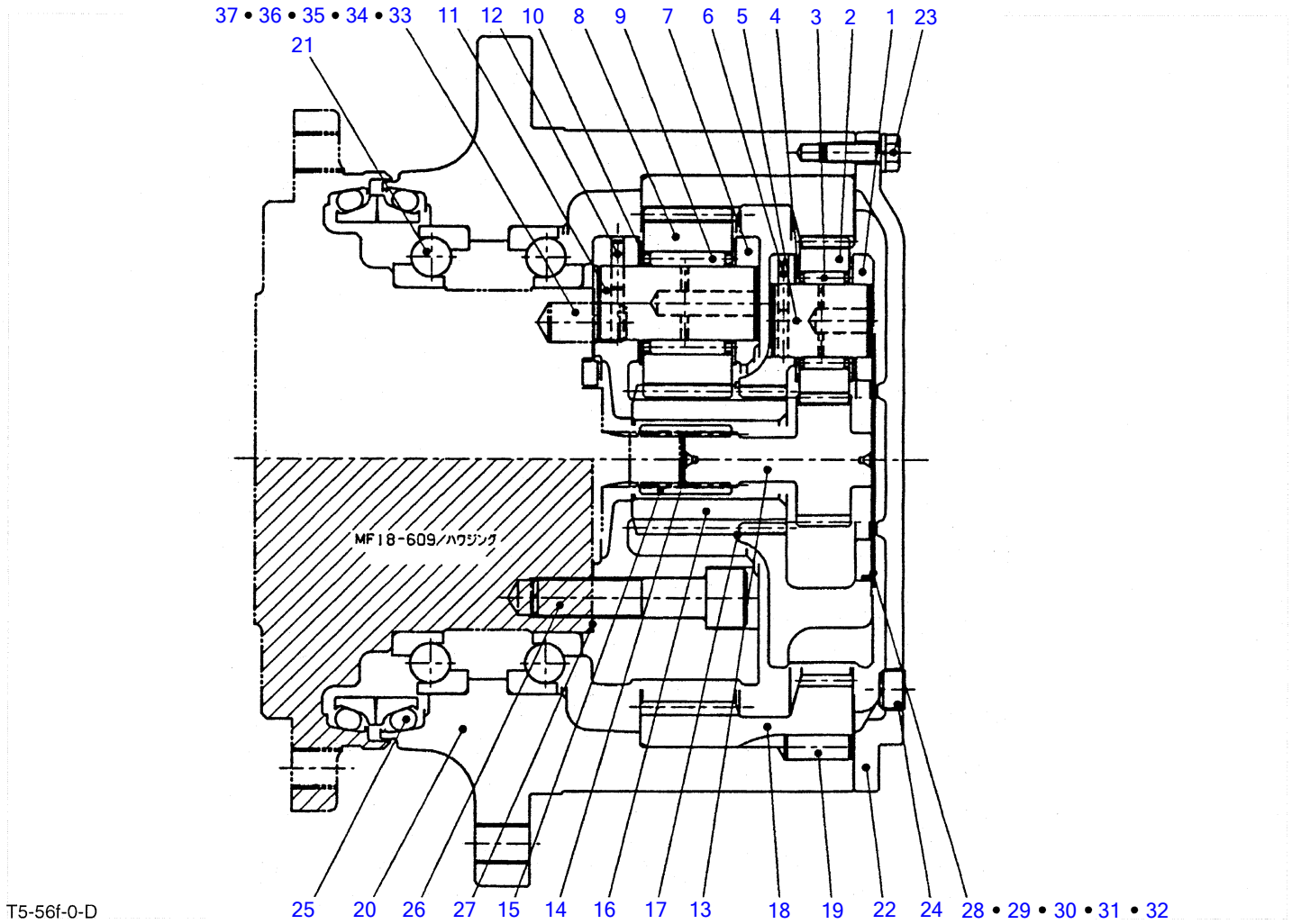
TL126 Book No. PT5-101Z5 S/N 21260001-
TRAVEL MOTOR (1/2)



T5-56e-0-D

TRAVEL MOTOR (1/2)

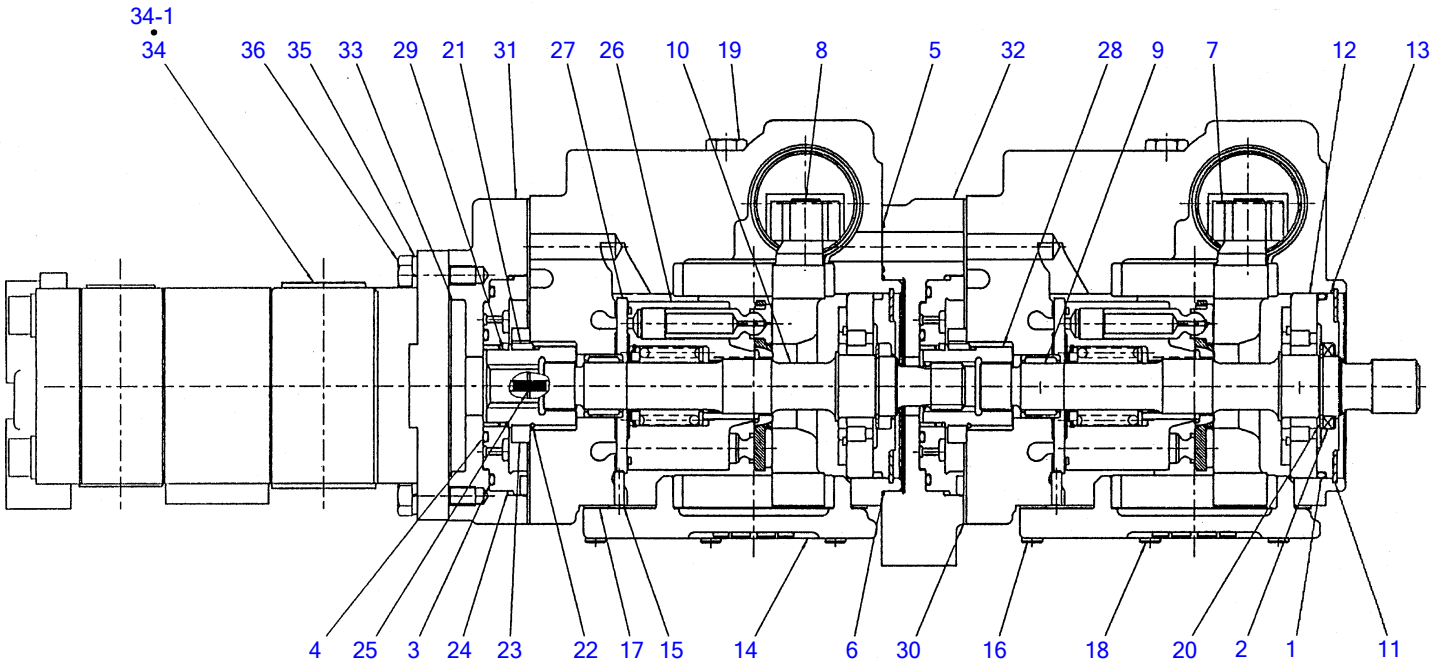
Item	Part number	Description	Q'ty	Chan.	Serial No.	Serv.	Remarks
0	1903119600	MOTOR ASSY, travel	2				
0-1	X *****	• MOTOR ASSY	1				
0-2	1903905099	• • KIT, seal	1				
1	X 1903905006	• • • O-RING	1				
2	X 1903905010	• • • O-RING	1				
3	X 1420010800	• • • O-RING	1				
4	X 1420310904	• • • O-RING	3				
5	X 1420310908	• • • O-RING	2				
6	X 1420100550	• • • O-RING	1				
7	1902007455	• • PLUG	1				
8	1110021025	• • CAP SCREW	4				
9	1903102905	• • COVER	1				
10	1903905007	• • SPRING	12				
11	1903102908	• • PISTON	1				
12	1903905013	• • PLATE	10				
13	1903902515	• • PLATE	11				
14	1220000019	• • RING, snap	2				
15	1903102916	• • HUB, brake	1				
16	1903102722	• • PLUG	3				
17	1903102923	• • PLUG	2				
18	1903102924	• • CAP SCREW	4				
19	1903905025	• • CAP	1				
20	1903102926	• • GASKET	1				
21	1902005324	• • SHIM	1				
22	1902007427	• • BEARING, cup	1				
23	1902007426	• • BEARING, cone	1				
24	1902007411	• • PIN	1				
25	1903102930	• • PLATE	1				
26	1903905031	• • BLOCK KIT, cylinder	1				
27	1902005333	• • PLATE	1				
28	1903102933	• • SHAFT	1				
29	1903905034	• • HOUSING	1				
30	1902007418	• • BEARING, cone	1				
31	1902007419	• • BEARING, cup	1				
32	1903007609	• • LIP, seal	1				
33	1903102938	• • COVER, seal	1				
34	1110020620	• • CAP SCREW	4				
35	1501810001	• • PLUG	1				
	T556e0L						



TRAVEL MOTOR (2/2)

Item	Part number	Description	Q'ty	Chan.	Serial No.	Serv.	Remarks
0	1903119100	MOTOR ASSY, travel	2				
0-3	X *****	· REDUCTION	1				
0-4	1912003215	· · HOLDER A ASSY	1				
1	1912905990	· · · CARRIER A	1				
2	1912905989	· · · GEAR A	3				
3	1912905988	· · · NEEDLE	3				
4	1912905987	· · · WASHER, thrust	6				
5	1912905986	· · · SHAFT	3				
6	1213000420	· · · PIN, spring	3				
0-5	1912003210	· · HOLDER B ASSY	1				
7	1912905985	· · · CARRIER B	1				
8	1912905984	· · · GEAR B	3				
9	1912905983	· · · NEEDLE	3				
10	1912905987	· · · WASHER, thrust	6				
11	1912905982	· · · SHAFT	3				
12	1213000520	· · · PIN, spring	3				
13	1912003218	· · GEAR	1				
14	1221000019	· · RING, snap	1				
15	1912905905	· · COUPLING	1				
16	1912003213	· · GEAR	1				
17	1220000060	· · RING, snap	1				
18	1912905908	· · GEAR	1				
19	1912905909	· · PIN	3				
20	1912905910	· · CASE	1				
21	1912905911	· · BEARING	2				
22	1912003220	· · COVER	1				
23	1912905913	· · BOLT	12				
24	1501810003	· · CAP SCREW	2				
25	1912905915	· · SEAL, floating	1				
26	1912905916	· · CAP SCREW	3				
27	1912003209	· · PIN	3				
28	1912905918	· · PLATE, thrust	AR				t=0.8
29	1912905919	· · PLATE, thrust	AR				t=1.2
30	1912905920	· · PLATE, thrust	AR				t=1.6
31	1912905921	· · PLATE, thrust	AR				t=2.0
32	1912905922	· · PLATE, thrust	AR				t=2.3
33	1912003208	· · SHIM	AR				t=0.1
34	1912003225	· · SHIM	AR				t=0.13
35	1912003226	· · SHIM	AR				t=0.15
36	1912003227	· · SHIM	AR				t=0.2
37	1912003228	· · SHIM	AR				t=0.5
	T556f0L						

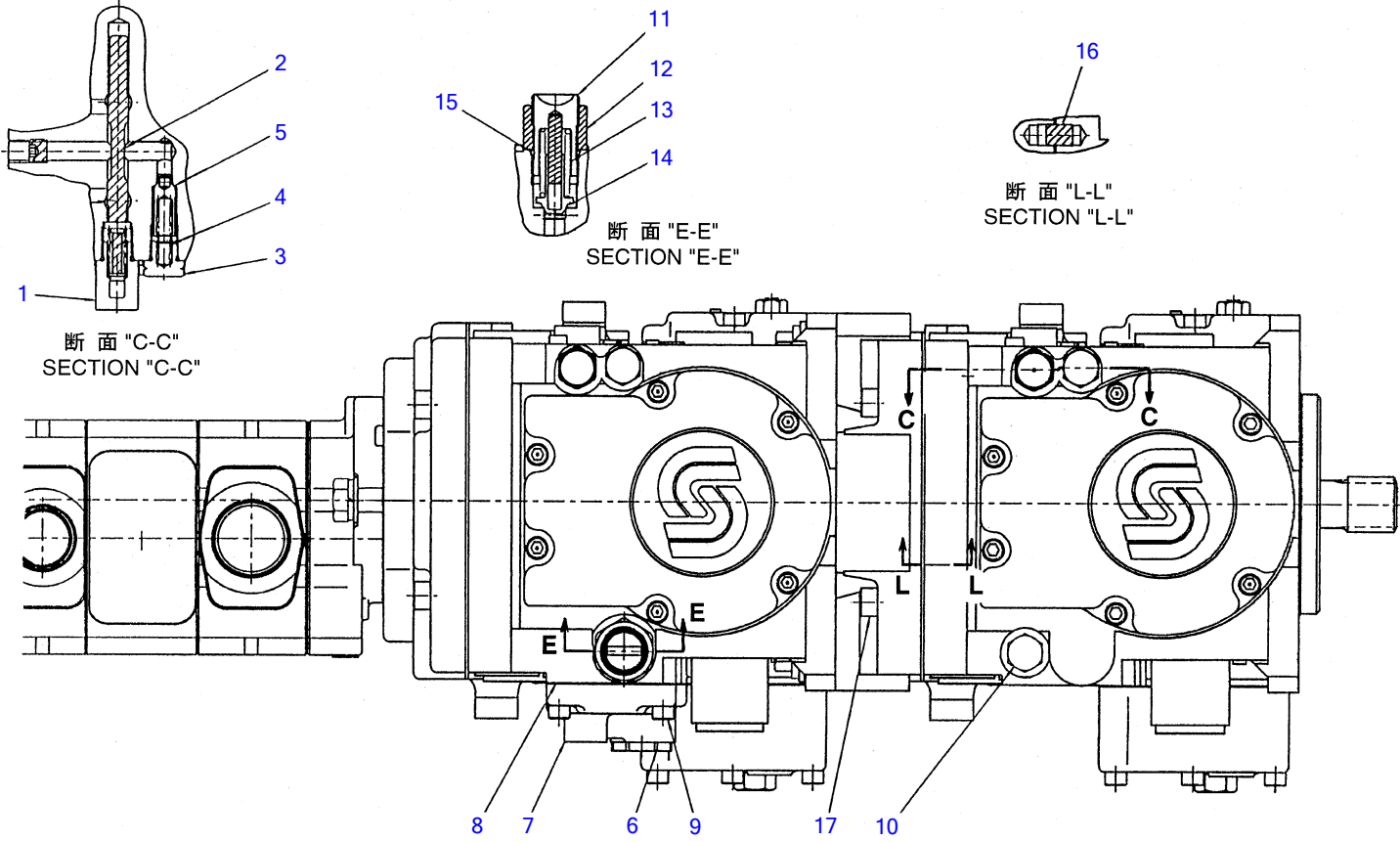
TL126 Book No. PT5-101Z5 S/N 21260001-
HYDRAULIC PUMP (1/4) (21260001~21260025)



T5-58e-0-D

HYDRAULIC PUMP (1/4) (21260001~21260025)

Item	Part number	Description	Q'ty	Chan.	Serial No.	Serv.	Remarks
0	1902016500	PUMP, hydraulic	1				
0-1	1902016599	• KIT, seal	1				
1	X 1902016507	• • O-RING	1				
2	X 1902016508	• • SEAL, lip	1				
3	X 1902016525	• • O-RING	2				
4	X 1902016526	• • O-RING	2				
5	X 1902016564	• • O-RING	1				
6	X 1902016566	• • O-RING	1				
7	1902016501	• BEARING	2				
8	1902016502	• PLATE, swash	2				
9	1902016503	• SHAFT (15T)	1				
10	1902016504	• SHAFT (13T)	1				
11	1902016505	• RING, retaining	2				
12	1902016506	• BEARING	2				
13	1902016509	• SEAL, carrier	2				
14	1902016512	• COVER ASSY	2				
15	1902016513	• PIN	2				
16	1110020620	• CAP SCREW	4				
17	1902016515	• GASKET	2				
18	1110020630	• CAP SCREW	8				
19	1902016531	• PLUG ASSY	4				
20	1902016520	• RING, retaining	2				
21	1902016521	• KEY	2				
22	1902016522	• RING, retaining	2				
23	1902016523	• SPACER	2				
24	1902016524	• COVER ASSY	2				
25	1902016527	• PIN	2				
26	1902016540	• KIT, cylinder block	2				
27	1902016541	• PLATE, valve	2				
28	1902016557	• COUPLING	1				
29	1902016558	• COUPLING	1				
30	1902016559	• GASKET	2				
31	1902016562	• ADAPTOR, A pat	1				
32	1902016563	• ADAPTOR, B pat	1				
33	1420300152	• O-RING	1				
34	1902016568	• PUMP, gear	1				
34-1	1902016598	• • KIT, seal	1				
35	1902016569	• WASHER	2				
36	1102400632	• BOLT	2				
	T558e0L						

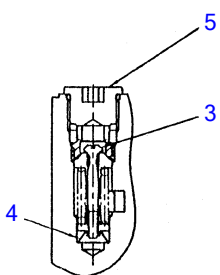


T5-58f-0-D

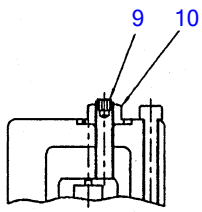
HYDRAULIC PUMP (2/4) (21260001~21260025)

Item	Part number	Description	Q'ty	Chan.	Serial No.	Serv.	Remarks
0	1902016500	PUMP, hydraulic	1				
1	1902016542	▪ PLUG ASSY	2				
2	1902016543	▪ SPOOL ASSY	2				
3	1902016544	▪ PLUG ASSY	2				
4	1902016545	▪ SPRING	2				
5	1902016546	▪ POPPET	2				
6	1902006725	▪ PLUG	1				
7	1902016547	▪ ADAPTOR	1				
8	1902016548	▪ GASKET	1				
9	1110020830	▪ CAP SCREW	7				
10	1902016531	▪ PLUG ASSY	1				
11	1902016551	▪ PLUG ASSY	1				
12	1902016552	▪ NUT	1				
13	1902016553	▪ SPRING	1				
14	1902016554	▪ POPPET	1				
15	1420310910	▪ O-RING	1				
16	1902006702	▪ PIN	4				
17	1110020830	▪ CAP SCREW	9				
	T558f0L						

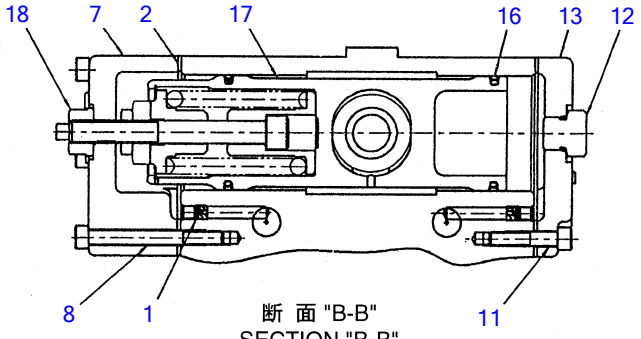
TL126 Book No. PT5-101Z5 S/N 21260001-
 HYDRAULIC PUMP (3/4) (21260001~21260025)



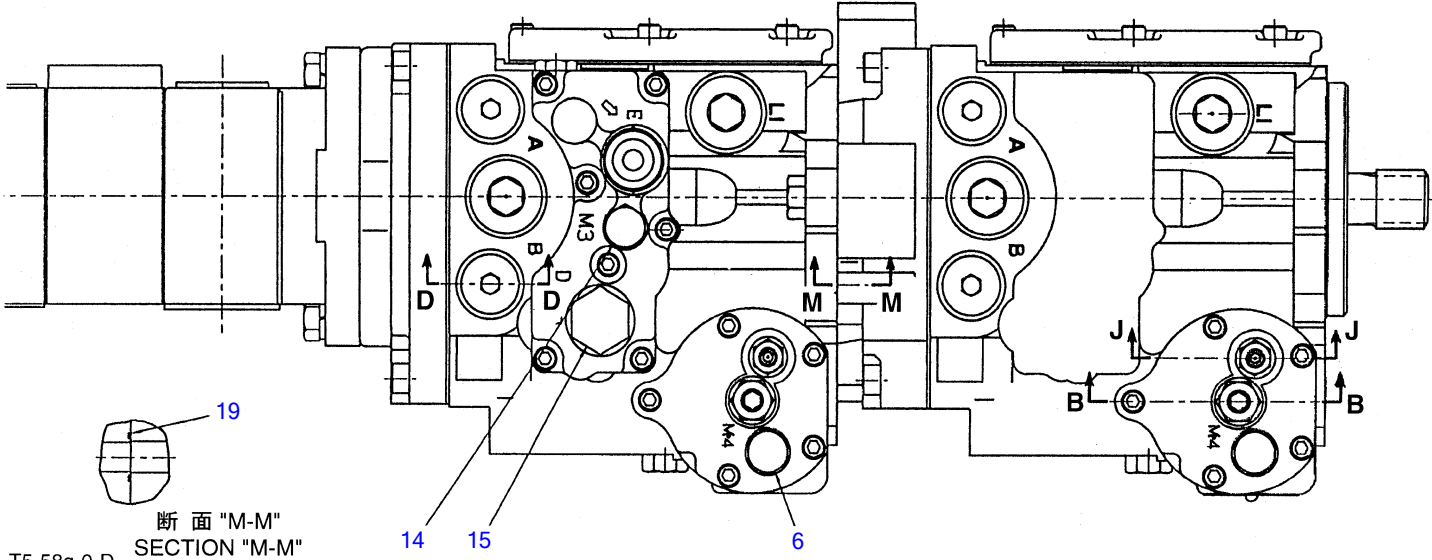
断面 "D-D"
SECTION "D-D"



断面 "J-J"
SECTION "J-J"



断面 "B-B"
SECTION "B-B"

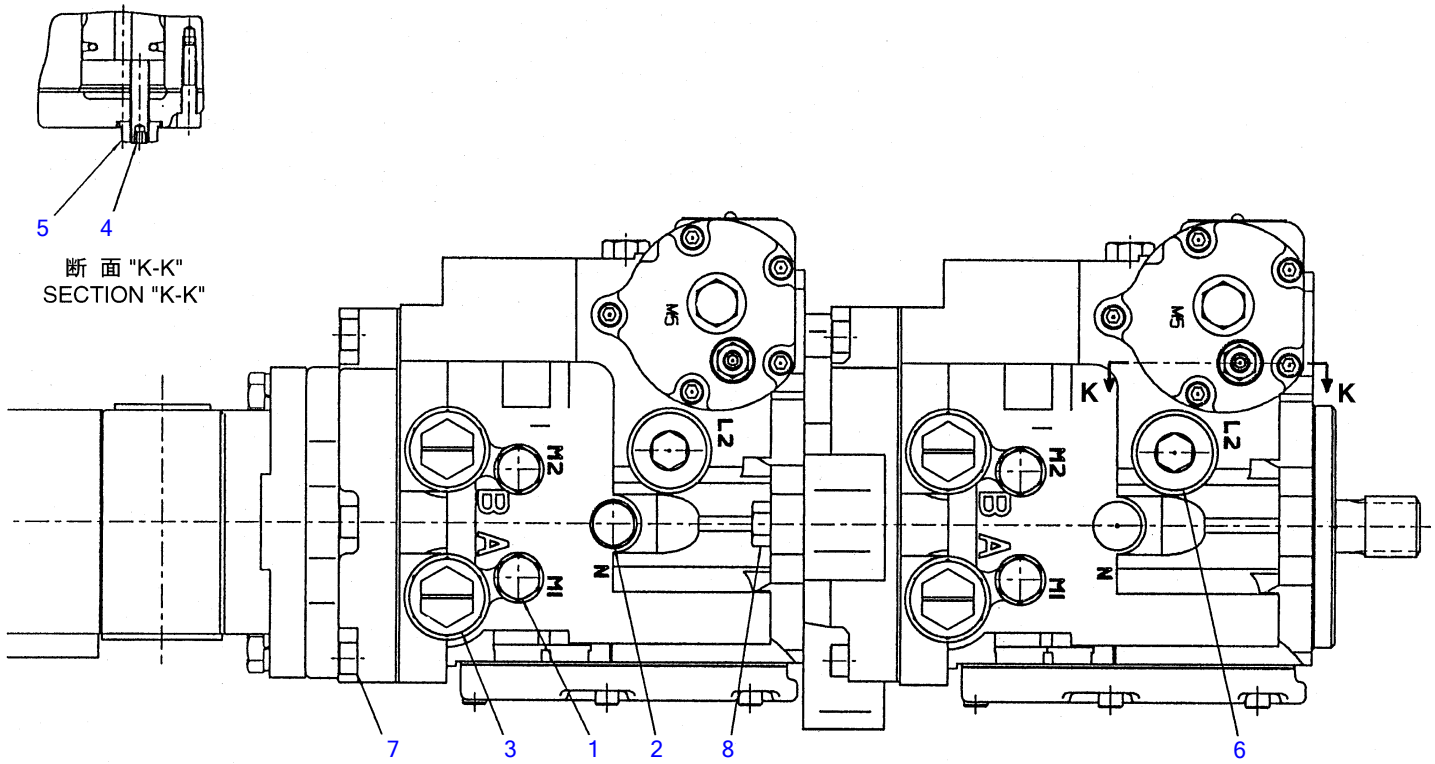


断面 "M-M"
SECTION "M-M"
T5-58g-0-D

HYDRAULIC PUMP (3/4) (21260001~21260025)

Item	Part number	Description	Q'ty	Chan.	Serial No.	Serv.	Remarks
0	1902016500	PUMP, hydraulic	1				
1	1902016511	▪ ORIFICE	4				
2	1902016516	▪ GASKET	4				
3	1902016528	▪ VALVE	4				
4	1902016529	▪ SPRING	4				
5	1902016530	▪ PLUG ASSY	4				
6	1902016531	▪ PLUG ASSY	2				
7	1902016532	▪ COVER	2				
8	1110020660	▪ CAP SCREW	10				
9	1902016534	▪ SCREW	2				
10	1131261008	▪ NUT, seal	2				
11	1110020630	▪ CAP SCREW	10				
12	1902016531	▪ PLUG ASSY	2				
13	1902016537	▪ COVER	2				
14	1902016531	▪ PLUG ASSY	1				
15	1902006768	▪ PLUG ASSY	1				
16	1902016555	▪ RING, back-up	2				
17	1902016556	▪ PISTON ASSY	2				
18	1131261010	▪ NUT, seal	2				
19	1902016565	▪ O-RING	1				
	T558g0L						

TL126 Book No. PT5-101Z5 S/N 21260001-
HYDRAULIC PUMP (4/4) (21260001~21260025)

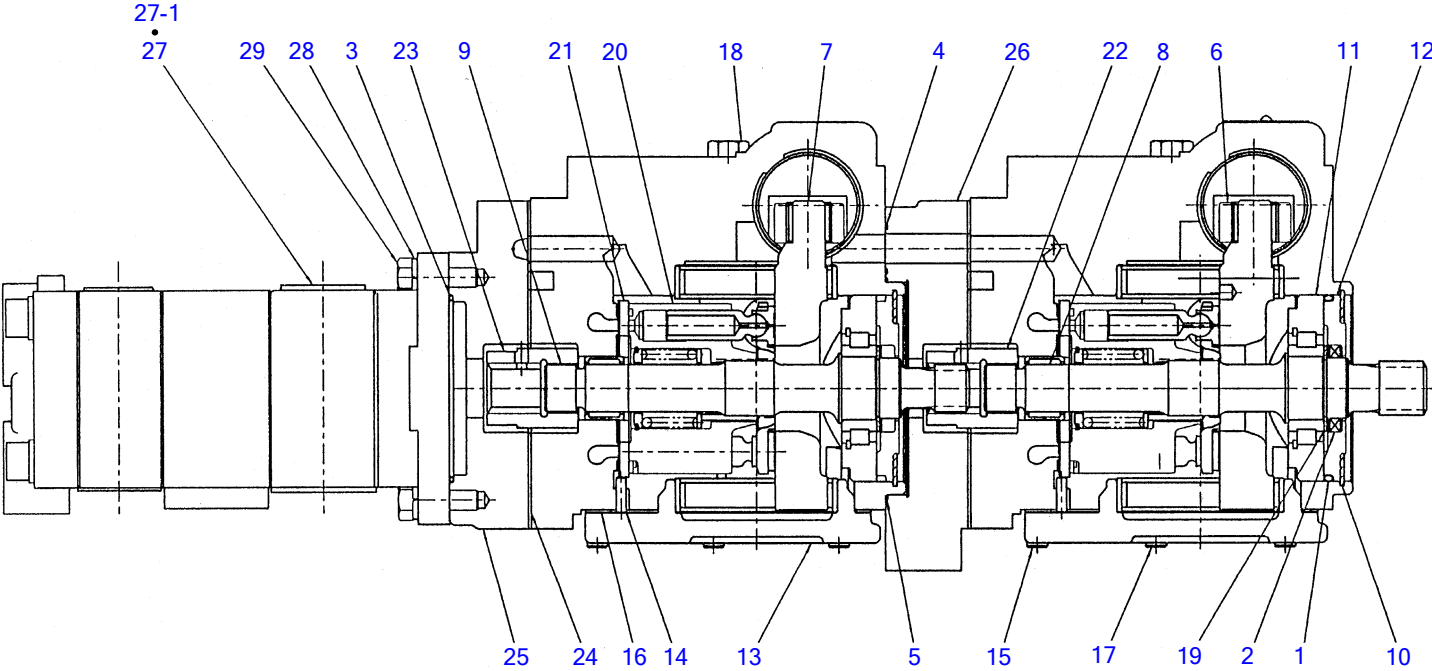


T5-58h-0-D

HYDRAULIC PUMP (4/4) (21260001~21260025)

Item	Part number	Description	Q'ty	Chan.	Serial No.	Serv.	Remarks
0	1902016500	PUMP, hydraulic	1				
1	1902016531	▪ PLUG ASSY	4				
2	1902016531	▪ PLUG ASSY	1				
3	1902007451	▪ PLUG ASSY	4				
4	1902016534	▪ SCREW	2				
5	1131261008	▪ NUT, seal	2				
6	1902007412	▪ CAP SCREW	2				
7	1110020830	▪ CAP SCREW	4				
8	1902016567	▪ BOLT	2				
	T558h0L						

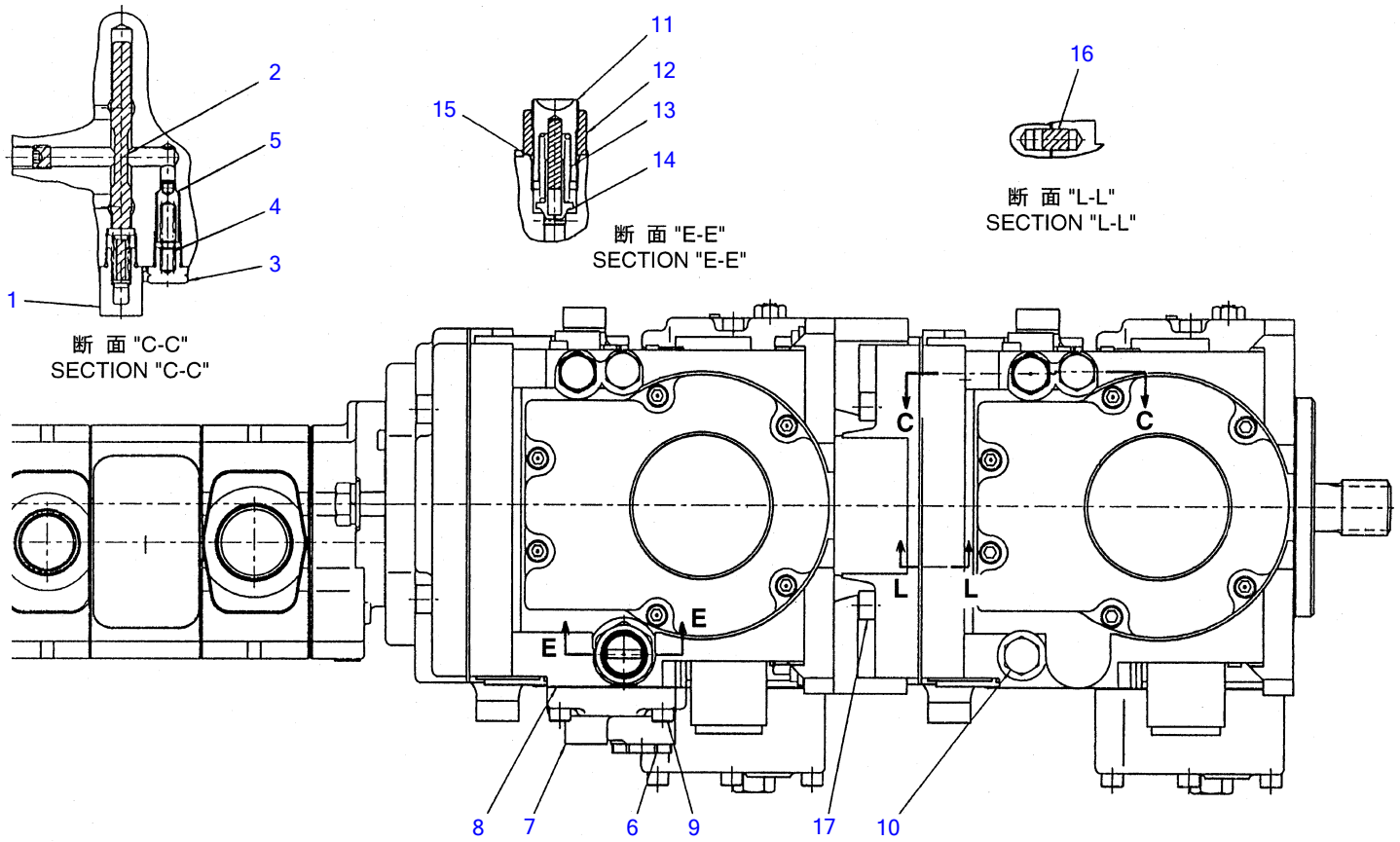
TL126 Book No. PT5-101Z5 S/N 21260001-
HYDRAULIC PUMP (1/4) (21260026~)



T5-58j-0-D

HYDRAULIC PUMP (1/4) (21260026~)

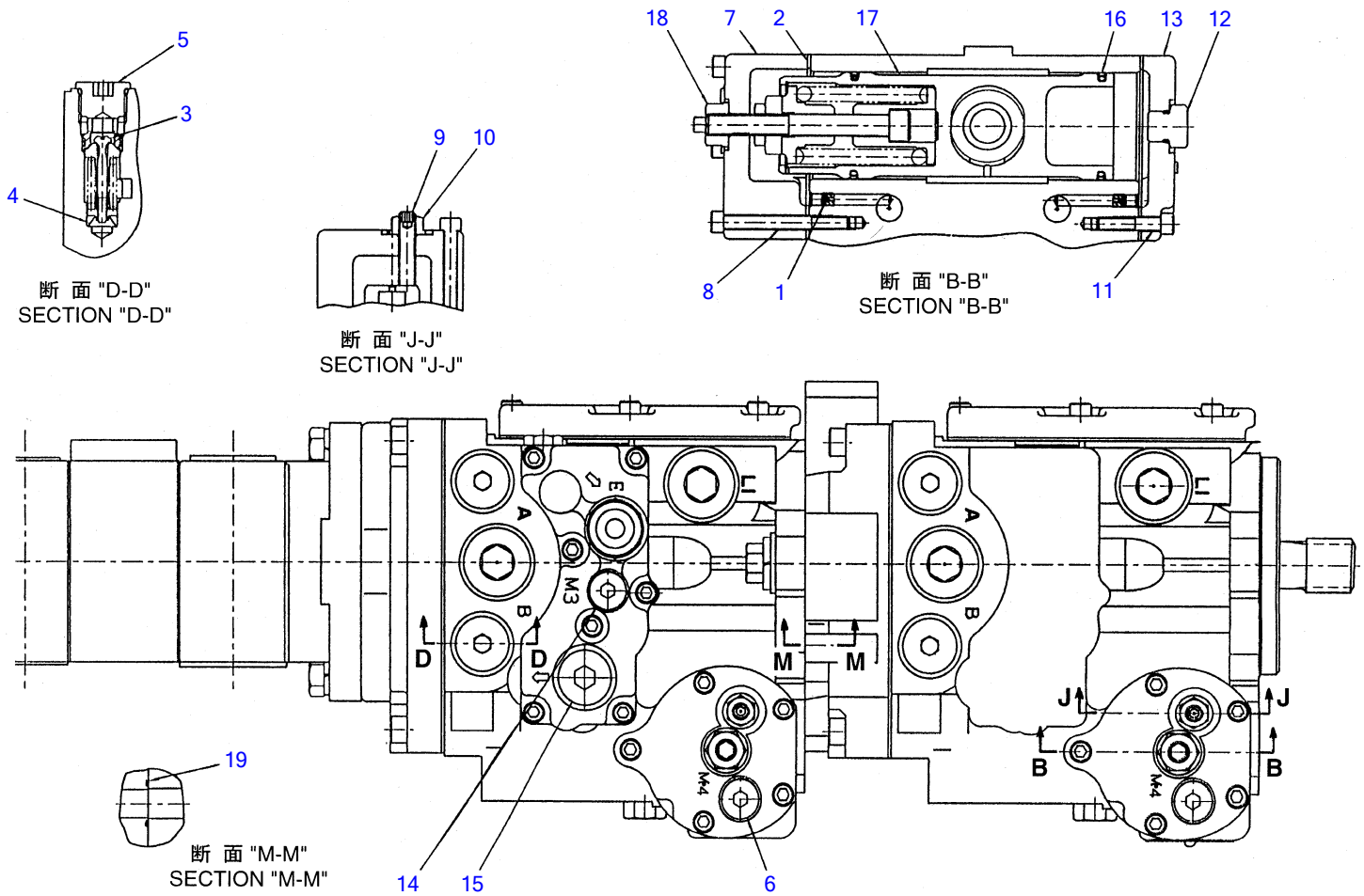
Item	Part number	Description	Q'ty	Chan.	Serial No.	Serv.	Remarks
0	1902017400	PUMP, hydraulic	1				
0-1	1902017499	• KIT, seal	1				
1	X 1902016507	• • O-RING	1				
2	X 1902016508	• • SEAL, lip	1				
3	X 1420300152	• • O-RING	1				
4	X 1902016564	• • O-RING	1				
5	X 1902016566	• • O-RING	1				
6	1902017401	• BEARING	2				
7	1902017402	• PLATE, swash	2				
8	1902017403	• SHAFT (15T)	1				
9	1902017404	• SHAFT (13T)	1				
10	1902016505	• RING, retaining	2				
11	1902016506	• BEARING	2				
12	1902017409	• SEAL, carrier	2				
13	1902017412	• COVER ASSY	2				
14	1902017413	• PIN	2				
15	1110020620	• CAP SCREW	4				
16	1902016515	• GASKET	2				
17	1110020630	• CAP SCREW	8				
18	1902016531	• PLUG ASSY	4				
19	1902016520	• RING, retaining	2				
20	1902017428	• KIT, cylinder block	2				
21	1902017429	• PLATE, valve	2				
22	1902016557	• COUPLING	1				
23	1902016558	• COUPLING	1				
24	1902016559	• GASKET	2				
25	1902017449	• ADAPTOR, A pat	1				
26	1902017450	• ADAPTOR, B pat	1				
27	1902016568	• PUMP, gear	1				
27-1	1902016598	• • KIT, seal	1				
28	1902016569	• WASHER	2				
29	1102400632	• BOLT	2				
	T558j0L						



T5-58k-0-D

HYDRAULIC PUMP (2/4) (21260026~)

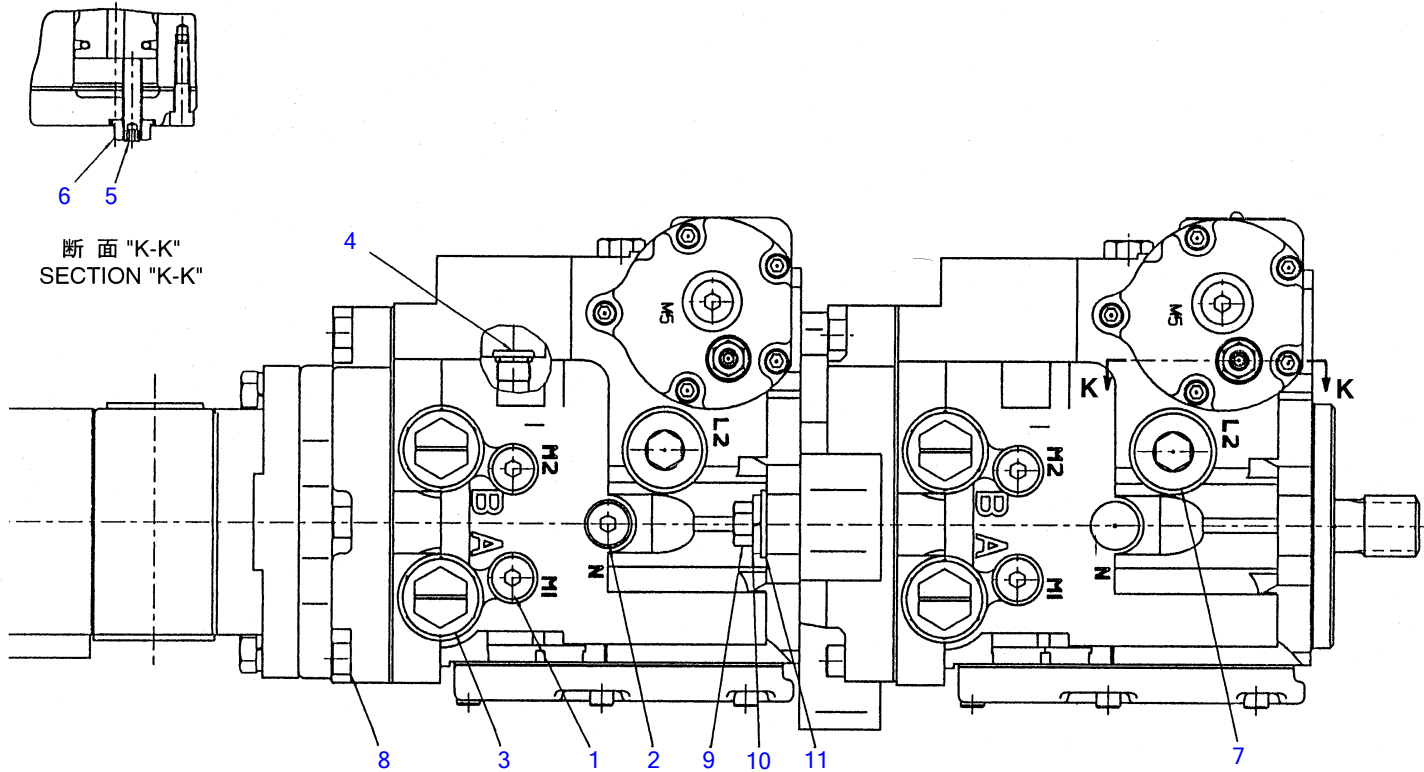
Item	Part number	Description	Q'ty	Chan.	Serial No.	Serv.	Remarks
0	1902017400	PUMP, hydraulic	1				
1	1902017430	▪ PLUG ASSY	2				
2	1902016543	▪ SPOOL ASSY	2				
3	1902017432	▪ PLUG ASSY	2				
4	1902017433	▪ SPRING	2				
5	1902017434	▪ POPPET	2				
6	1902006725	▪ PLUG	1				
7	1902017436	▪ ADAPTOR	1				
8	1902016548	▪ GASKET	1				
9	1110020830	▪ CAP SCREW	7				
10	1902016531	▪ PLUG ASSY	1				
11	1902016551	▪ PLUG ASSY	1				
12	1902015552	▪ NUT	1				
13	1902016553	▪ SPRING	1				
14	1902016554	▪ POPPET	1				
15	1420310910	▪ O-RING	1				
16	1902006702	▪ PIN	4				
17	1110020830	▪ CAP SCREW	9				
	T558k0L						



T5-58m-0-D

HYDRAULIC PUMP (3/4) (21260026~)

Item	Part number	Description	Q'ty	Chan.	Serial No.	Serv.	Remarks
0	1902017400	PUMP, hydraulic	1				
1	1902016511	▪ ORIFICE	4				
2	1902016516	▪ GASKET	4				
3	1902016528	▪ VALVE	4				
4	1902016529	▪ SPRING	4				
5	1902017422	▪ PLUG ASSY	4				
6	1902017410	▪ PLUG ASSY	2				
7	1902017424	▪ COVER	2				
8	1110020660	▪ CAP SCREW	10				
9	1902017425	▪ SCREW	2				
10	1131261008	▪ NUT, seal	2				
11	1110020630	▪ CAP SCREW	10				
12	1902017410	▪ PLUG ASSY	2				
13	1110020630	▪ CAP SCREW	2				
14	1902017410	▪ PLUG ASSY	1				
15	1912003106	▪ PLUG	1				
16	1902016555	▪ RING, back-up	2				
17	1902017444	▪ PISTON ASSY	2				
18	1131261010	▪ NUT, seal	2				
19	1902016565	▪ O-RING	1				
	T558m0L						



T5-58n-0-D

HYDRAULIC PUMP (4/4) (21260026~)

Item	Part number	Description	Q'ty	Chan.	Serial No.	Serv.	Remarks
0	1902017400	PUMP, hydraulic	1				
1	1902017410	▪ PLUG ASSY	4				
2	1902017410	▪ PLUG ASSY	1				
3	1902007451	▪ PLUG ASSY	4				
4	1902017410	▪ PLUG ASSY	2				
5	1902017425	▪ SCREW	2				
6	1131261008	▪ NUT, seal	2				
7	1902007412	▪ PLUG	2				
8	1110020830	▪ CAP SCREW	4				
9	1102400838	▪ BOLT	2				
10	1902016567	▪ WASHER spring	2				
11	1141190014	▪ WASHER	2				
	T558n0L						

エンジン名称 / A-4JB1PAA10


適用号機 / Serial No.

TL26: 2620780~2621060

TL126: 21260001~

CONTENS

REF NO.	PARTS NO.	Description	Q'ty	Unit	Remarks
		ENGINE			
		ISUZU			
		A-4JB1PAA10			

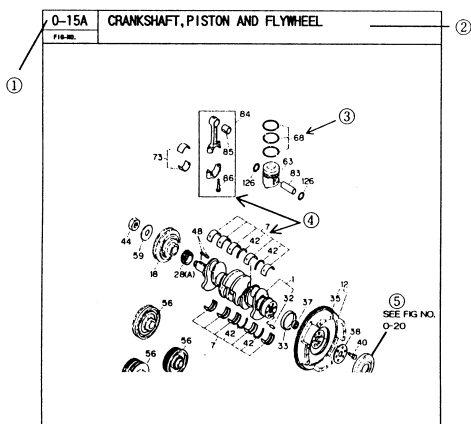


A-4JB1PAA10

PARTS CATALOG

パーツカタログの見方

1. イラストの見方



- ① **FIG NO.**
装置別に分類したイラストの番号で、それぞれのイラストにつけられています。
・ FIG NO.の1～3桁は、装置別の分類コードを示します。
- ② **イラストのタイトル**
それぞれのイラストの取組される部品の総称、又は代表を表示します。
イラストを複数に分割した場合、区別する為に、2行目に、エンジン型式、ミッション型式、装置名称等で表示されます。
- ③ **KEY NO.**
イラストの部品と、テキストの部品を結び付ける役目をします。なお、NSSと表示がある部品は、非売品です。
- ④ **親・子の表示**
部品の親（アセンブリ）と子（その構成部品）の関係を表示するもので、イラスト上でのみ表現されます。
(例1) KEY NO.84は85, 86, 及びKEY NO. なし（コンロット、キャップは単品非補給）を含むことを示しています。
(例2) KEY NO.7は42, 及びKEY NO. なし（単品非補給、キットの内容品）を含むことを示しています。
- ⑤ **SEE FIGの表示**
関連部品が別のイラストに記載される場合、記載されているFIG NO.を表示します。

2. テキストの見方

テキストには一般部品のテキストと特定品目の内容部品のテキストがあります。

(一般部品)				(特定品目の内容部品)			
0-10 A CYLINDER HEAD COVER				0-55 STARTER			
FIG. NO.	PART NAME	KEY NO.	Remarks	FIG. NO.	PART NAME	KEY NO.	Remarks
0-10	COVER, CYLINDER HEAD	1		0-55	STARTER	1	
0-10	COVER, CYLINDER HEAD	2		0-55	STARTER	2	
0-10	COVER, CYLINDER HEAD	3		0-55	STARTER	3	
0-10	COVER, CYLINDER HEAD	4		0-55	STARTER	4	
0-10	COVER, CYLINDER HEAD	5		0-55	STARTER	5	
0-10	COVER, CYLINDER HEAD	6		0-55	STARTER	6	
0-10	COVER, CYLINDER HEAD	7		0-55	STARTER	7	
0-10	COVER, CYLINDER HEAD	8		0-55	STARTER	8	
0-10	COVER, CYLINDER HEAD	9		0-55	STARTER	9	

(特定品目一覧表)

品目	内容品		親品番の		品目	内容品		親品番の	
	FIG NO.	FIG NO.	FIG NO.	KEY NO.		FIG NO.	FIG NO.	KEY NO.	
TURBOCHARGER	037	036	1		BOOST COMPENSATOR	082	040	1	
STARTER	065	060	1		ANEROID COMPENSATOR	083	040	1	
GENERATOR	066	060	2		FEED PUMP	084	040	1	
INJECTION PUMP	080	040	1		AUTO TIMER	085	040	1	
GOVERNOR	081	040	1						

- ① **FIG NO.**
イラストの見方の項参照
同一FIG内モデル (ASM) 数が50を越える場合、50モデル (ASM) 毎に改頁し4桁目にアルファベットをつけて区別します。この場合、イラストは共通のものを使います。
(例 0-10 A, 0-10 B)
- ② **タイトル**
イラストの見方の項参照
- ③ **KEY NO.**
イラストの部品と、テキストの部品を結び付ける役目をします。尚、並びは若い番号順に記載されます。FIG NO. と KEY NO. を組み合わせると品目が特定されます。
例えば、「FIG NO = 0-10 KEY NO = 1」は COVER:HEAD を意味し、これは全てのパーツカタログに共通です。従って、KEY NO. は必ずしも連続しません。
- ④ **部品名称**
部品の名称を表わします。表示の並びは呼び名が先で、次に取り付け位置等を示す補足説明を表示しています。

(例) COVER : CYLINDER HEAD
呼び名 取り付け位置

尚、補足説明以降に略語を使う場合がありますが、その際は後述の『略語表』を参照ください。

⑤ 部品番号

それぞれの部品の該当番号が表示されます。部品の注文は全てこの番号でお受けします。

⑥ 互換性

次の行の品番と互換性がある場合に記号で表示します。特定品目の内容品の場合には、同じASM品番の中で、変更になった品番のみ表示します。

A：新旧部品、どちらにも代替え出来ます。（新 二 旧）

C：新部品は、旧部品に代替え使用出来ます。（新 一 旧）

⑦ 切換年月

該当部品の車両生産切り換え開始時期、又は終了時期を西暦年月で表示してあります。

【参考】西暦年号対照表

平成	1	2	3	4	5	6	7	8	9	10	11
西暦	1989	1990	1991	1992	1993	1994	1995	1996	1997	1998	1999

⑧ 左、右

フライホイール側から見て左側を“L”、右側を“R”で表示します。

⑨ 数量

・ 一般部品は当該取付け位置でのエンジン1台当りの使用数を示しています。
 ・ 特定品目の内容部品はASM（アセンブリ）1個当たりの使用数を示しています。
 尚、修理時に必要に応じて数を選択して使用する場合は“AR”と表示してあります。

⑩ 適用モデル

部品が適用される型式名称を表示します。

⑪ 特記事項

適用モデル、仕様条件だけでは部品の区別が出来ない場合、部品の特性（寸法、形状、色、材質）を表示します。

⑫ ASM 部品番号

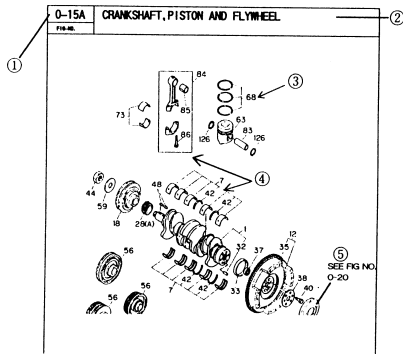
特定品目のASM（アセンブリ）番号が表示されます。

⑬ イラスト特記事項

部品の取付け位置を明示する為に、(A)、(B)、(C) ……と表示します。

How to refer to the parts catalog

1. How to interpret the illustration



① **FIG NO.**
A 3-digit (X-XX) Figure Number has been assigned to every section/illustration of the catalog. The first digit of the Figure Number identifies the primary catalog section. The second and third digits further identify the subsections within that section.

EXAMPLE: 0-15 = Engine (0); Crankshaft, Piston and Flywheel (15).

② **ILLUSTRATION TITLE**
The first line of the title contains a generic name(s) for the item(s) illustrated. The second line of the title identifies the specific application; i.e. engine model, type of transmission, etc.

③ **KEY NUMBER**
The Key Number connects the illustrated part to the appropriate text. Items identified with a "NSS" (Not Serviced Separately) are not available individually, however, they may be available as part of an assembly.

④ **ASSEMBLIES, KITS, SETS AND THEIR COMPONENTS**
Assemblies, Kits and/or Sets are shown within a frame/box. Also shown within the frame/box are any components included with the assembly, Kit or Set.

EXAMPLE: Key No. 84 includes Key nos. 85,86 and the connecting Rod and Cap which are not supplied individually.

EXAMPLE: Key No., 7 includes Key no. 42 and those items identified with no key number. Items identified with no key number may only be available in an assembly, Kit or Set.

⑤ SEE FIG NO./ X-XX.....

Items shown as a point of reference are not identified with a Key Number. These items are shown because of the way they fit within the illustration, however, they are described in more detail in another section of the Catalog. The applicable catalog section is shown next to the illustration.

2. How to interpret the Text

There are two different styles of text. One is used to identify general parts and the other identifies the components of a particular assembly.

(General Parts)				(Component parts for a particular ASM)			
FIG. NO.	TITLE	KEY NO.	DESCRIPTION	FIG. NO.	TITLE	KEY NO.	DESCRIPTION
0-10 A	CYLINDER HEAD COVER	1	COVER, HEAD	0-65	STARTER	1	STARTER MOTOR
0-10 A	CYLINDER HEAD COVER	2	COVER, HEAD	0-65	STARTER	2	STARTER MOTOR
0-10 A	CYLINDER HEAD COVER	3	COVER, HEAD	0-65	STARTER	3	STARTER MOTOR
0-10 A	CYLINDER HEAD COVER	4	COVER, HEAD	0-65	STARTER	4	STARTER MOTOR
0-10 A	CYLINDER HEAD COVER	5	COVER, HEAD	0-65	STARTER	5	STARTER MOTOR
0-10 A	CYLINDER HEAD COVER	6	COVER, HEAD	0-65	STARTER	6	STARTER MOTOR
0-10 A	CYLINDER HEAD COVER	7	COVER, HEAD	0-65	STARTER	7	STARTER MOTOR
0-10 A	CYLINDER HEAD COVER	8	COVER, HEAD	0-65	STARTER	8	STARTER MOTOR
0-10 A	CYLINDER HEAD COVER	9	COVER, HEAD	0-65	STARTER	9	STARTER MOTOR

(List of the particular assembly)

DESCRIPTION	COMPONENTS		ASSEMBLY PART		DESCRIPTION	COMPONENTS		ASSEMBLY PART	
	FIG NO.	FIG NO.	FIG NO.	KEY NO.		FIG NO.	FIG NO.	FIG NO.	KEY NO.
TURBOCHARGER	037	036	1		BOOST COMPENSATOR	082	040	1	
STARTER	065	060	1		ANEROID COMPENSATOR	083	040	1	
GENERATOR	066	060	2		FEED PUMP	084	040	1	
INJECTION PUMP	080	040	1		AUTO TIMER	085	040	1	
GOVERNOR	081	040	1						

① **FIG NO.**
Already explained on a previous page.
In the same Fig no., when more than 50 engine models or assembly part numbers exist, new texts with new Fig no. with alphabetical suffix as shown below is newly added. (Number of column is limited under 50 items) However, illustration is not newly added.
(Fig-no. for text: 0-10A,0-10B)

② **TITLE**
Already explained on a previous page.

③ **KEY NUMBER**
The combination of the Figure Number and Key Number identifies a particular part. For example, Figure Number 0-10 and Key Number 1 combines to identify "COVER; HEAD". This combination of the Figure Number and Key Number (i.e. 0-10-1) will be used to identify the "COVER; HEAD" in all parts catalogs. Key Numbers, therefore, may not be listed consecutively.

10-72

④ DESCRIPTION

The actual description of the part is listed first then the location of the part.

EXAMPLE: Cover; Cylinder Head

Name	Location
------	----------

⑤ PART NUMBER

Used to identify a specific part.

⑥ INTERCHANGEABILITY

Superseding part numbers are listed directly below the old part number.

An alphabetical character; i.e. "A" or "C", is used to indicate the type of interchangeability that exists between the old and new part number. If an alphabetical character is not shown then these part numbers are not interchangeable.

EXAMPLE: Part No. ITC

(Old)	· -001-0	C	[001-0 is replaced by 002-0 with the
(New)	· -002-0		interchangeability of "C"]

"A" = Totally interchangeable. Either part number may be used.

"C" = The new part number will replace the old part number, however, the old part number will not replace the new part number.

⑦ APPLICABLE PERIOD

Indicated by the year and month (i.e. 9202 = February 1992).

⑧ SIDE

Indicated whether the item is installed on the left or right side of the engine as viewed from Flywheel.

⑨ QUANTITY

The quantity of the part per that particular application for one engine is indicated.

As to the component of a particular Assembly, the quantity per one assembly is indicated. In those cases where the required quantity is unknown (i.e. shims), "AR" (As required) will be indicated.

⑩ APPLICABLE MODEL

The engine model to which the item is applicable will be indicated.

⑪ REMARKS

Any additional information pertaining to the characteristics of the item; i.e. size, shape, color, etc. will be listed in the Remarks Column.

⑫ ASSEMBLY [ASM] PART NUMBER

Assembly part number will be indicated.

⑬ ILLUSTRATION REMARKS

When two or more items are identified by the same Key Number, an alphabetical character(i.e. "A", "B", "C", etc) will be used to identify the part number to the applicable illustration.

10-73

略語表/Abbreviation List

略語 ABBREVIATIONS	語源 DEFINITION	略語 ABBREVIATIONS	語源 DEFINITION
A	AMPERE	JBK	JIDOSHA BUHIN KOGYO CO.
ABS	ABSORBER	KG	KILOGRAM
ACCEL	ACCELERATOR	KM/H	KILOMETER PER HOUR
ACL	AIR CLEANER	KOYO	KOYO SEIKO CO.
ADJ	ADJUSTER	KW	KILOWATT
AL	ALUMINUM	L	LITER OR LEFT HAND
A/R	AS REQUIRED	L1=	LENGTH (VERTICAL)
ASM	ASSEMBLY	L2=	LENGTH (SIDE)
A/T	AUTOMATIC TRANSMISSION	L=	LENGTH
AUTO	AUTOMATIC	LH	LEFT HAND
B=	BREADTH	LK	LOCK
BRG	BEARING	LVR	LEVER
BRK	BRAKE	LWR	LOWER
BRKT	BRACKET	MAN	MANUAL
CAC	CHARGE AIR COOLER	MANIF	MANIFOLD
C/BL	CYLINDER BLOCK	M/CYL	MASTER CYLINDER
CLU	CLUTCH	MITSUBA	MITSUBA DENKI SEISAKUSHO CO.
CMFR	COMPRESSOR	MTG	MOUNTING
COMB	COMBINATION	M/T	MANUAL TRANSMISSION
COMPL	COMPLETE	MM	MILLIMETER
CONN	CONNECTING	NACHI	FUJIKOSHI CO.
CONT	CONTROL	NGK	NIHON TOKUSHU TOGYO CO.
CVR	COVER	NL	NOT LISTED
CYL	CYLINDER	NO.	NUMBER
D=	DIAMETER	NOK	NOK CO.
DC	DIRECT CURRENT	NOS	NATIONAL OIL SEAL CO.
DIAPH	DIAPHRAGM	NPN	NOT PART NUMBER
DIFF	DIFFERENTIAL	NPR	NIPPON PISTON RING CO.
EGR	EXHAUST GAS RECIRCULATION	NSG	NIPPON SHEET GLASS CO.
ENG	ENGINE	NSS	NOT SERVICED SEPARATELY
EXC	EXCEPT	NSK	NIHON SEIKO CO.
EXH	EXHAUST	NTN	TOYO BEARING CO.
E #	ENGINE NUMBER	OD	OUTSIDE DIAMETER
EXP	EXPORT	OPT	OPTION
FIG NO.	FIGURE NUMBER	OVS1	OVERSIZE
FLEX	FLEXIBLE	PCV	POSITIVE CRANK CASE VENTILATION
FRT	FRONT	PL	PLAIN
FWD	FORWARD	PRE-CHAMBER	PRECOMBUSTION CHAMBER
G	GRAM	PROP	PROPELLER
GEN	GENERATOR	P/S	POWER STEERING
GOV	GOVERNOR	PTO	POWER TAKE OFF
GRD=	GRADE	QOS	QUICK ON START
G/R=	GEAR RATIO	QTY	QUANTITY
H=	HEIGHT	QUAD	QUADRANT
HD	HEAD	R	RIGHT HAND
HEX	HEXAGON	RAD	RADIATOR
HP	HORSE POWER	REG	REGULATOR
HSG	HOUSING	REINF	REINFORCEMENT
ID	INSIDE DIAMETER	RET	RETAINER
IGN	IGNITION	REV	REVERSE
INCL	INCLUDING	RH	RIGHT HAND
INJ	INJECTION	RR	REAR
INL	INLET	RWD	REARWARD
ISC	IDLE SPEED CONTROL		

略語 ABBREVIATIONS	語源 DEFINITION	略語 ABBREVIATIONS	語源 DEFINITION
S. B.	SERVICED BY		
SPD	SPEED		
SPR	SPRING		
STD	STANDARD		
SW	SWITCH		
SYN	SYNCHRONIZER		
T=	THICKNESS		
TAP	TAPPING		
TC	TURBOCHARGER		
TDC	TOP DEAD CENTER		
TICS	TIMING INJECTION CONTROL SYSTEM		
TEMP	TEMPERATURE		
TRANS	TRANSMISSION		
UNSI	UNDER SIZE		
UPR	UPPER		
V	VOLT		
VAC	VACUUM		
VLV	VALVE		
W	WATT		
W/	WITH		
WO/	WITHOUT		
Z	ZEETH		
ZN	ZINC		
&	AND		
"	INCH		
#	NUMBER		
1ST	FIRST		
2ND	SECOND		
3RD	THIRD		
4TH	FOURTH		
5TH	FIFTH		
6TH	SIXTH		
7TH	SEVENTH		
8TH	EIGHTH		
9TH	NINTH		

10/74

FIGURE NUMBER INDEX

FIG-NO. 0-05 ENGINE GASKET KIT page 10-76
FIG-NO. 0-10 CYLINDER HEAD COVER page 10-77
FIG-NO. 0-11 CYLINDER HEAD page 10-78
FIG-NO. 0-12 CYLINDER BLOCK page 10-79
FIG-NO. 0-13 OIL PAN AND LEVEL GAUGE page 10-80
FIG-NO. 0-14 CAMSHAFT AND VALVE page 10-82
FIG-NO. 0-15 CRANKSHAFT, PISTON AND FLYWHEEL page 10-84
FIG-NO. 0-20 TIMING GEAR CASE AND FLYWHEEL HOUSING page 10-86
FIG-NO. 0-22 ENGINE MOUNTING page 10-88
FIG-NO. 0-25 INLET MANIFOLD page 10-89
FIG-NO. 0-27 EXHAUST MANIFOLD page 10-90
FIG-NO. 0-28 VENTILATION SYSTEM page 10-91
FIG-NO. 0-30 WATER PUMP AND CORROSION RESISTOR page 10-92
FIG-NO. 0-31 THERMOSTAT AND HOUSING page 10-93
FIG-NO. 0-32 WATER PIPING; ENGINE page 10-94
FIG-NO. 0-33 FAN AND FAN BELT page 10-95
FIG-NO. 0-35 ENGINE CONTROL VALVE AND LEVER page 10-96
FIG-NO. 0-40 FUEL INJECTION SYSTEM page 10-98
FIG-NO. 0-41 FUEL FILTER AND BRACKET page 10-100
FIG-NO. 0-42 FUEL PUMP AND PIPE page 10-102
FIG-NO. 0-50 OIL COOLER AND OIL FILTER page 10-103
FIG-NO. 0-51 OIL PUMP AND OIL STRAINER page 10-104
FIG-NO. 0-52 OIL AND VACUUM PIPING; ENGINE page 10-105

FIGURE NUMBER INDEX

FIG-NO. 0-60 ENGINE ELECTRICAL CONTROL PARTS page 10-106
FIG-NO. 0-65 STARTER page 10-108
FIG-NO. 0-66 GENERATOR page 10-109
FIG-NO. 0-80 INJECTION PUMP page 10-110
FIG-NO. 0-81 GOVERNOR; INJECTION PUMP page 10-112
FIG-NO. 0-84 FEED PUMP; INJECTION PUMP page 10-114
FIG-NO. 0-85 AUTO TIMER; INJECTION PUMP page 10-115
FIG-NO. 0-86 MISCELLANEOUS PARTS; INJECTION PUMP page 10-116
FIG-NO. 0-87 COUPLING; INJECTION PUMP page 10-118
FIG-NO. 1-11 RADIATOR HOSE AND SUB TANK page 10-119
FIG-NO. 1-41 FUEL PIPING; CHASSIS page 10-120

10-75

0-05

ENGINE GASKET KIT

FIG-NO.

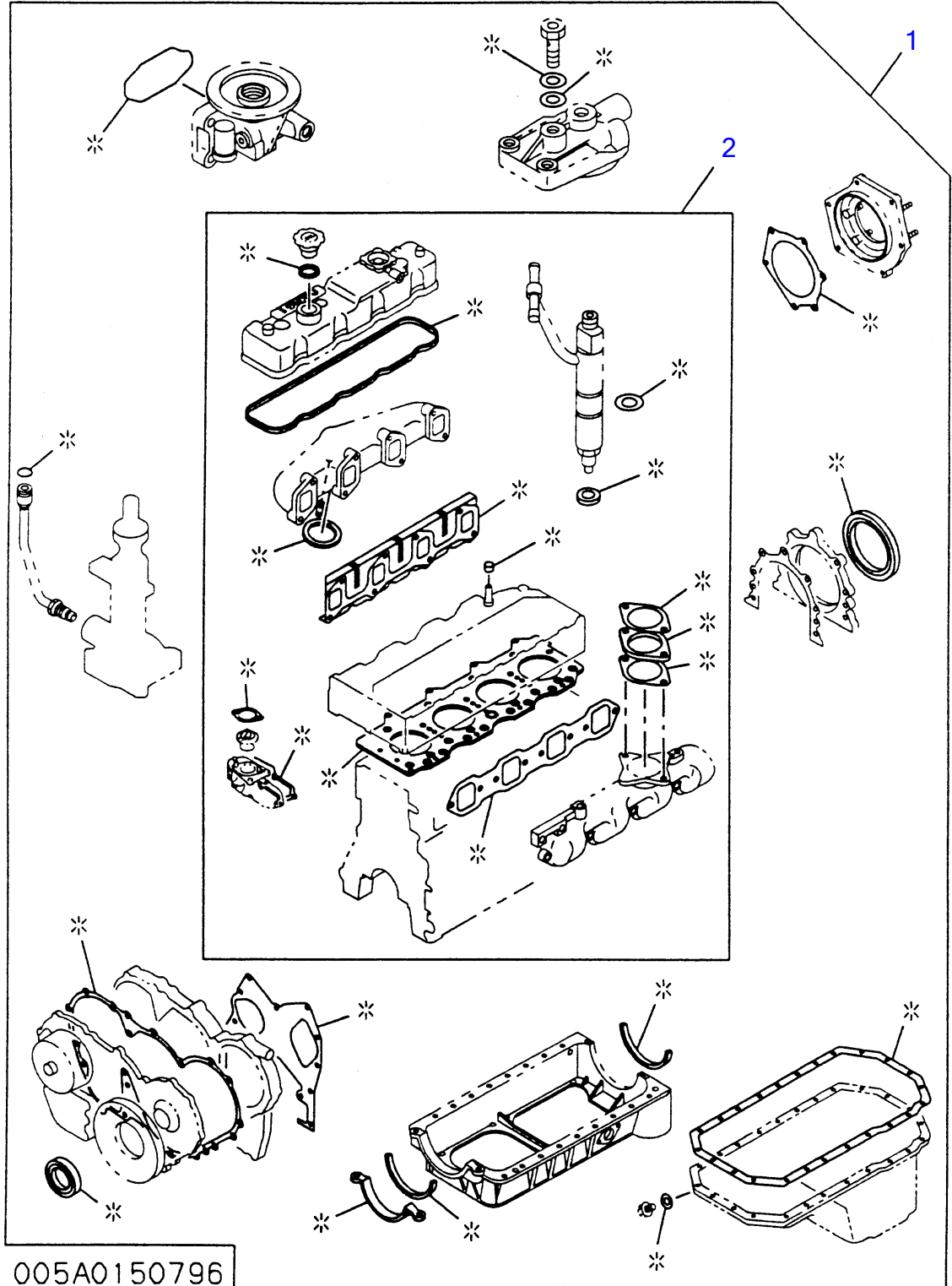


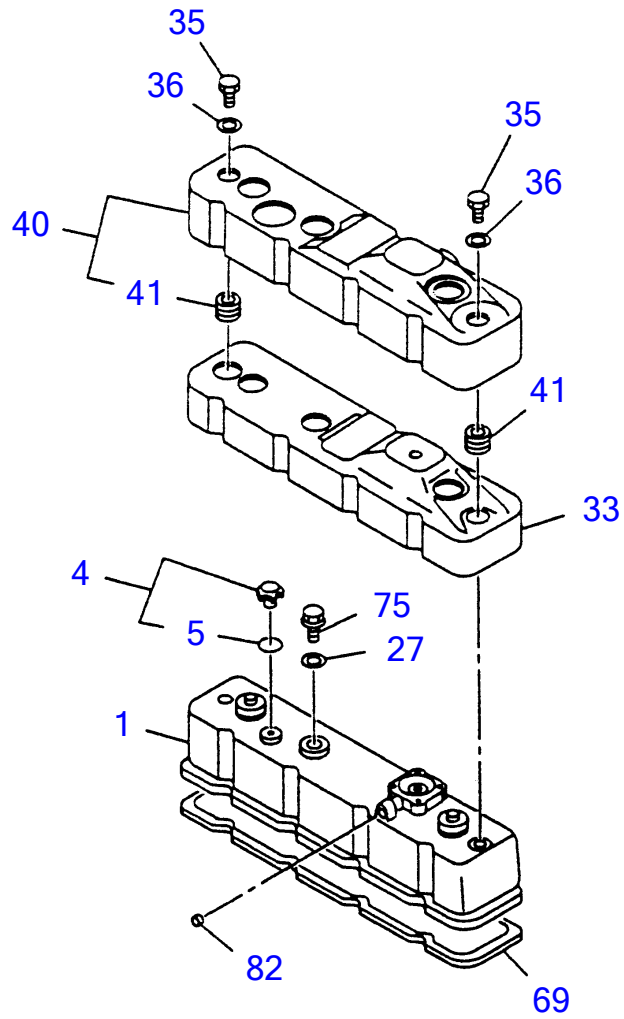
FIG.0-05 ENGINE GASKET KIT

REF NO.	PARTS NO.	Description	Q'ty	I	R	δ
	15-87813-5580	GASKET SET ENG OVERHAUL				
	15-87811-3946	Gasket Set				

0-10

CYLINDER HEAD COVER

FIG-NO.

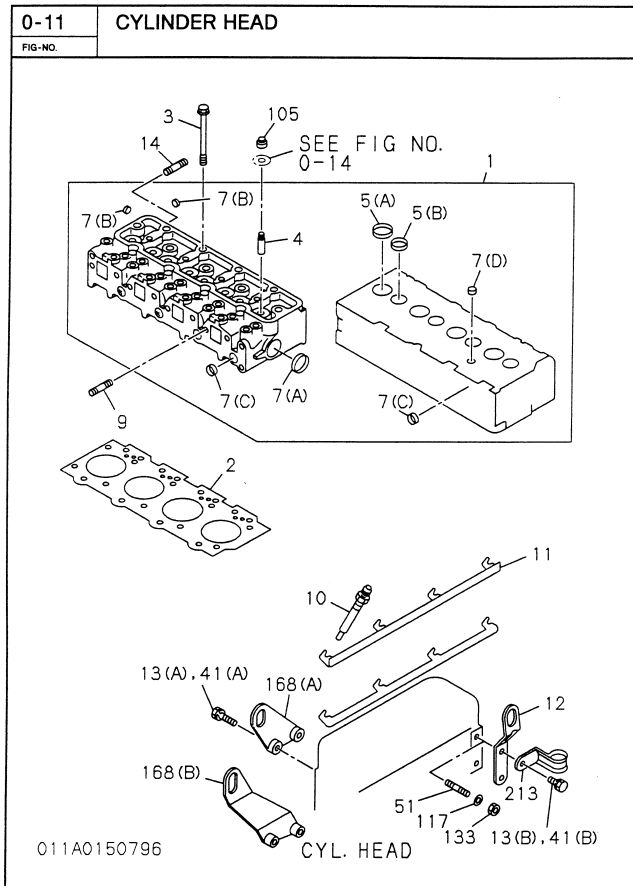


10-77

010A0150796

FIG.0-10 CYLINDER HEAD COVER

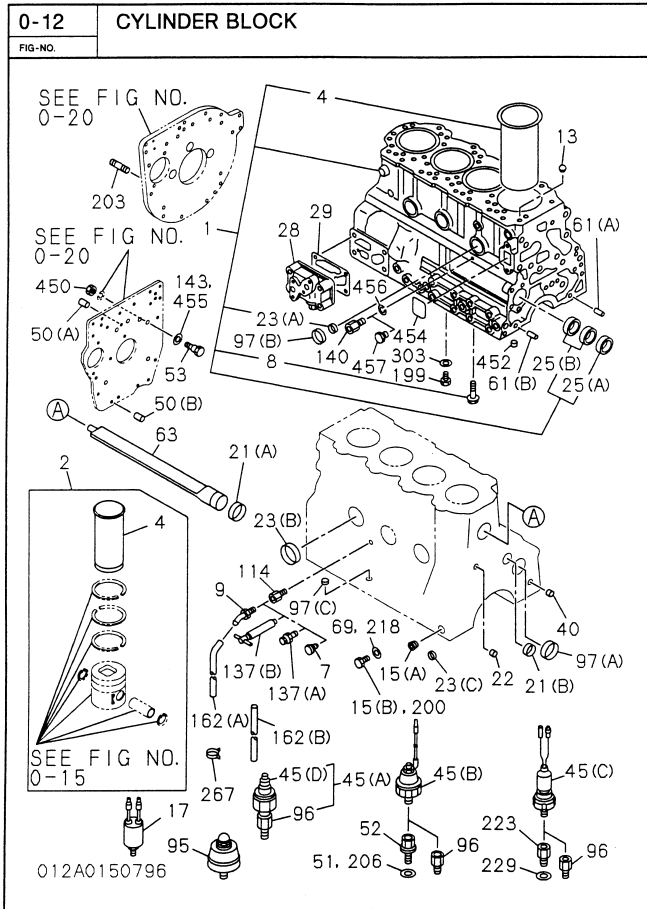
REF NO.	PARTS NO.	Description	Q'ty	I	R	Other
	18-97081-7421	COVER CYL HD				
	18-94133-2075	CAP OIL FILLER				
	18-94123-6531	GASKET OIL FILLER				
	18-94202-4563	GASKET HD COVER				
	18-97118-7680	GASKET HD TO COVER				
	18-94173-4300	NUT CAP HD COVER				



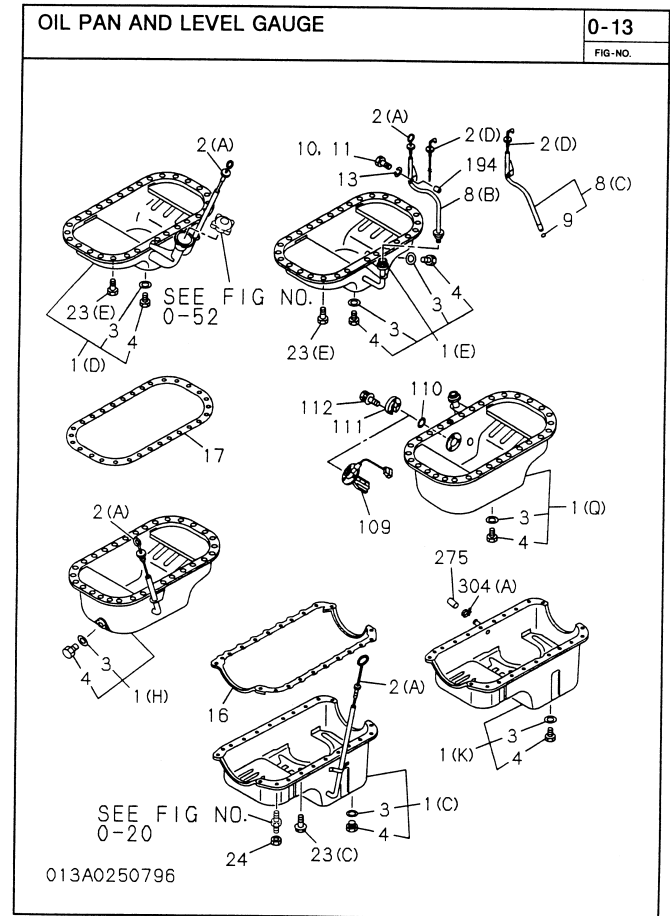
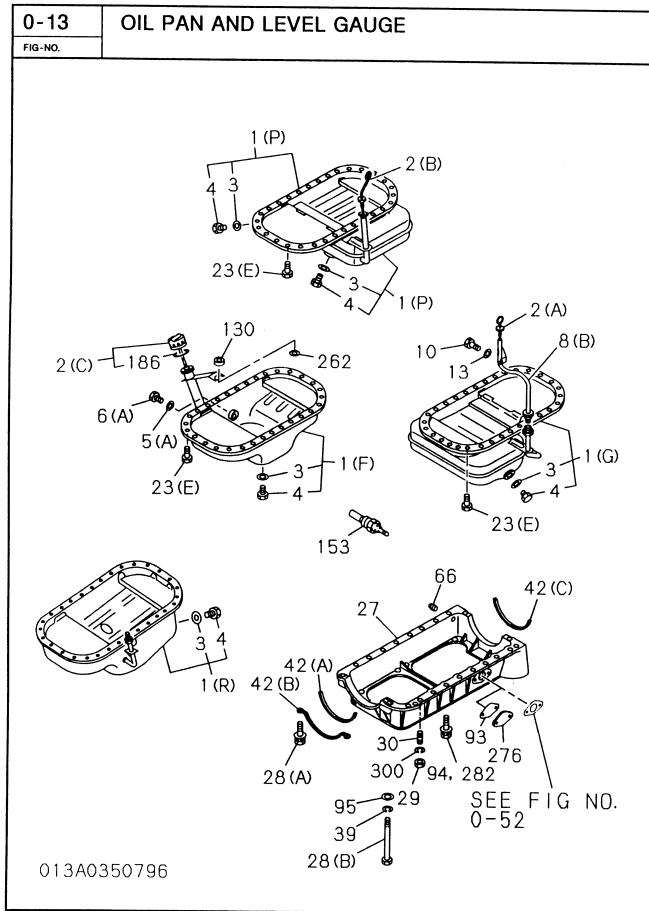
10-78

Key No.	Part number	Part name	ITC	Applied date	LR	Qty	Remarks
1	894431-5230	HEAD ASM, CYL		9503-		1	
2	894332-3270	GASKET, CYL HD		9503-		1	T-1.65 2-NOTCH
3	894247-3551	BOLT, CYL HD TO BLOCK		9503-		18	M11X122
4	511721-0160	GUIDE, VLV		9503-		8	
5(A)	894130-5580	SEAT, VLV INSERT		9503-		4	INLET
5(B)	894130-5590	SEAT, VLV INSERT		9503-		4	EXHAUST
7(A)	109600-0051	CUP, SEALING, CYL HEAD		9503-		1	OD-45
7(D)	511129-0060	CUP, SEALING, CYL HEAD		9503-		3	OD-16
7(C)	109600-0112	CUP, SEALING, CYL HEAD		9503-		7	OD-22
7(B)	509600-0130	CUP, SEALING, CYL HEAD		9503-		5	OD-12.3
9	904110-8250	STUD, INL MANIF		9503-		2	M8X25 L=37
10	581410-0235	PLUG, GLOW		9503-		4	10.5V
11	894153-7231	CONNECTOR, GLOW PLUG		9503-		1	
12	894174-6120	HANGER, ENG, RR		9503-		1	
13(A)	028681-0300	BOLT, HANGER		9805-		1	M10X30 FLANGE
13(A)	028680-8250	BOLT, HANGER		9805-		1	M8X25 FLANGE
13(B)	028680-8200	BOLT, HANGER		9805-		2	M8X20 FLANGE
14	904110-8350	STUD, EXH MANIF		9503-		2	M8X35 L=47
105	897120-3070	SEAL, OIL VLV STEM		9612-		8	
168(A)	894379-7141	HANGER, ENG, FRT		9503-		1	

Engine for TL126 A-4JB1PAA10 (ISUZU)

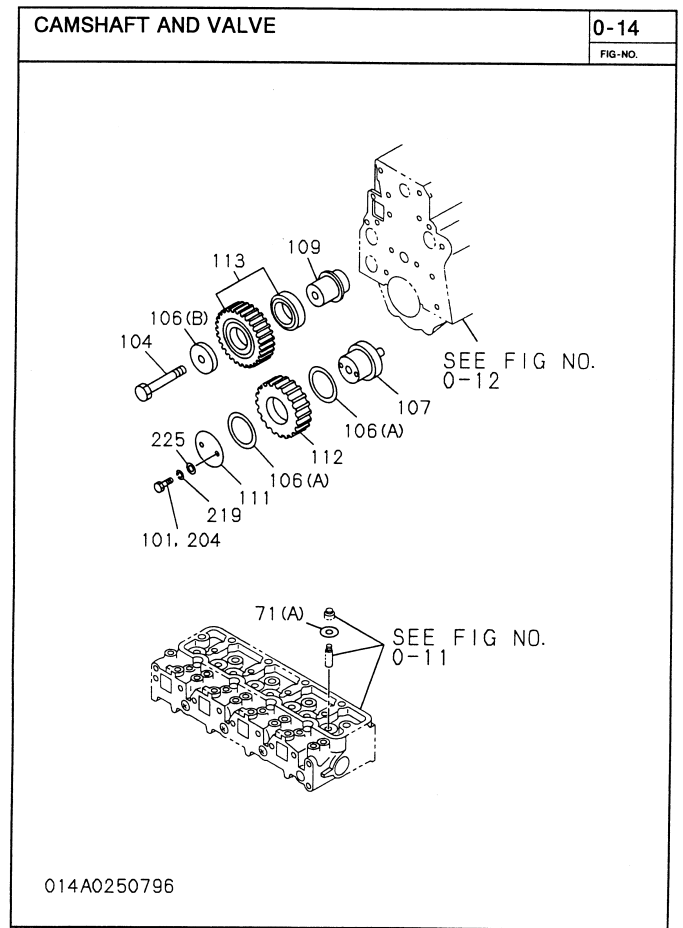
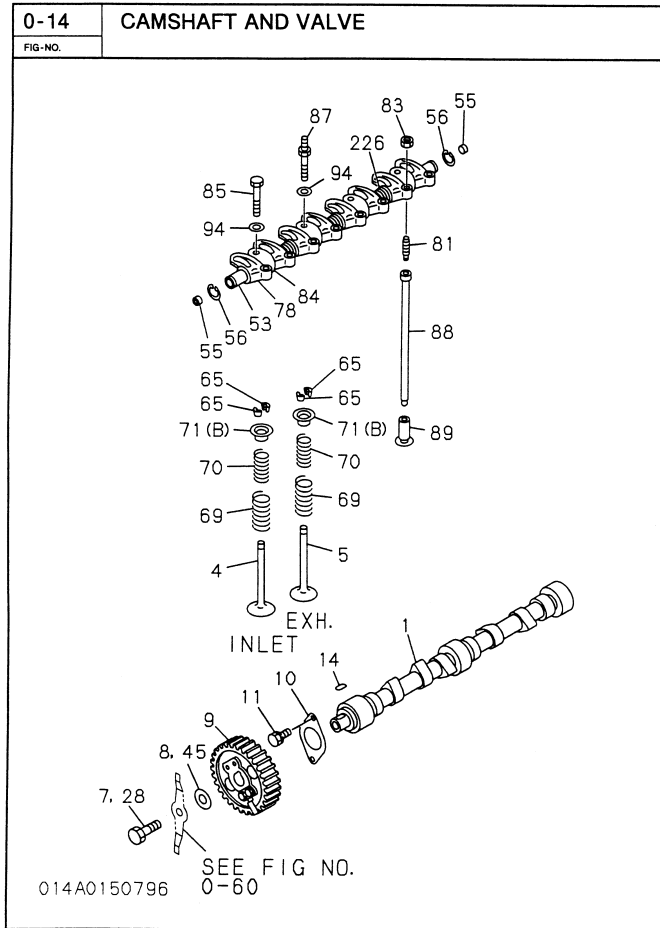


0-12		CYLINDER BLOCK					
Key No.	Part number	Part name	ITC	Applied date	LR	Qty	Remarks
1	894437-3976	BLOCK ASM. CYL		9503-		1	
2	587813-3120	LINER SET, ENG CYL		9503-		4	GRADE=1
2	587813-3130	LINER SET, ENG CYL		9503-		4	GRADE=2
2	587813-3140	LINER SET, ENG CYL		9503-		4	GRADE=3
2	587813-3150	LINER SET, ENG CYL		9503-		4	GRADE=4
4	897176-6830	LINER, C/BL		9503-		4	OD GRD=1, GRD-AX
4	897176-6840	LINER, C/BL		9503-		4	OD GRD=1, GRD-CX
4	897176-6850	LINER, C/BL		9503-		4	OD GRD=2, GRD-AX
4	897176-6860	LINER, C/BL		9503-		4	OD GRD=2, GRD-CX
4	897176-6870	LINER, C/BL		9503-		4	OD GRD=3, GRD-AX
4	897176-6880	LINER, C/BL		9503-		4	OD GRD=3, GRD-CX
4	897176-6890	LINER, C/BL		9503-		4	OD GRD=4, GRD-AX
4	897176-6900	LINER, C/BL		9503-		4	OD GRD=4, GRD-CX
8	894432-6420	BOLT, BRG CAP		9503-		10	M14X89 FLANGE
13	894453-3440	DOWEL, C/BL TO HD		9503-		2	
15(A)	109605-0500	PLUG, OIL GALLERY		9503-		2	PT18
21(A)	511219-0180	CUP, SEALING, RR		9503-		1	OD=36
21(B)	511219-0170	CUP, SEALING, RR		9503-		1	OD=38
22	509600-0130	CUP, SEALING, DUCT HOLE		9503-		1	OD=12.3
23(A)	511219-0080	CUP, SEALING, C/BL FRT & RR		9503-		3	OD=18
23(B)	109600-0051	CUP, SEALING, C/BL FRT & RR		9503-		3	OD=45
23(C)	511219-0150	CUP, SEALING, C/BL FRT & RR		9503-		2	OD=32
25(A)	894427-2062	METAL, CM/SHF		9503-		1	
25(B)	894427-2012	METAL, CM/SHF		9503-		2	
40	511129-0060	CUP, SEALING, C/BL RR		9503-		2	OD=16
45(A)	582410-0122	SWITCH, OIL PRESSURE		9503-		1	
45(D)	182410-0082	SWITCH, OIL PRESSURE		9503-		1	
50(A)	908161-0320	PIN, STRAIGHT, RR PLATE		9503-		1	OD=10 L-32
53	909606-5350	BOLT, REAMER		9503-		1	
61(A)	908151-0200	PIN, STRAIGHT		9503-		2	OD=10 L-20
63	894471-3581	DUCT, WATER, C/BL		9503-		1	
96	909902-2380	ADAPTER, PRESS UNIT & SW		9503-		1	
97(A)	894250-5140	CUP, SEALING		9503-		1	OD=56
97(B)	511219-0180	CUP, SEALING		9503-		3	OD=36
97(C)	511129-0030	CUP, SEALING		9503-		1	OD=15.6
137(A)	894422-6000	COCK, DRAIN, WATER		9503-		1	
140	894130-0211	NIPPLE, INJ PUMP		9503-		1	
199	999202-3160	PLUG, OIL JET HOLE, C/BL		9503-		1	M16X12
200	999202-3140	PLUG, OIL GALLERY		9503-		1	M14X9
218	909571-4140	GASKET, PLUG, C/BL SIDE		9503-		1	ID=14.2 OD=20.0
303	909571-4160	GASKET, PLUG		9503-		1	
450	909111-5100	NUT, REAMER BOLT		9503-		1	M10
452	909878-5970	PIN, C/BL TO OIL PAN		9503-		2	



0-13 OIL PAN AND LEVEL GAUGE							
Key No.	Part number	Part name	ITC	Applied date	LR	Qty	Remarks
1(E)	894428-7960	PAN; ASM. OIL		9503-		1	
2(A)	111760-1860	GAUGE; OIL LEVEL		9503-		1	
3	109623-2350	GASKET; DRAIN PLUG		9503-		1	
4	999202-3200	PLUG; DRAIN. OIL		9503-		1	M20
8(B)	894468-5170	TUBE; GUIDE. OIL LEVEL GAUGE		9503-		1	
16	897045-3220	GASKET. OIL PAN TO C/BL		9411-		1	
23(E)	050040-6160	BOLT. OIL PAN		9503-		30	M6X16 W/LK WASHER
27	894428-7954	CRANKCASE		9503-		1	
28(A)	050140-8000	BOLT. CRANKCASE TO C/BL		9503-		2	M8X100 W/WASHER
28(A)	028680-8250	BOLT. CRANKCASE TO C/BL		9503-		16	M8X25 FLANGE
28(B)	897015-5151	BOLT. CRANKCASE TO C/BL		9503-		2	M8X119 W/LK WASHER
29	909110-4080	NUT. CRANKCASE		9503-		2	M8
30	904110-8400	STUD. CRANKCASE		9503-		2	M8X40 L=52
42(B)	897120-9330	GASKET. CRANKCASE TO C/BL		9702-		1	
42(C)	897120-9310	GASKET. CRANKCASE TO C/BL		9702-		1	

18-01

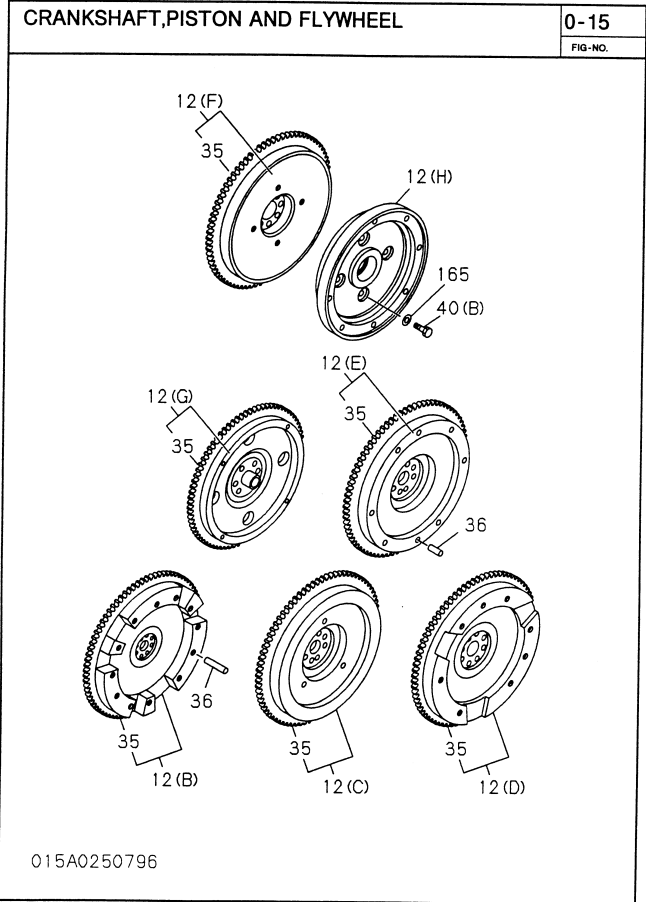
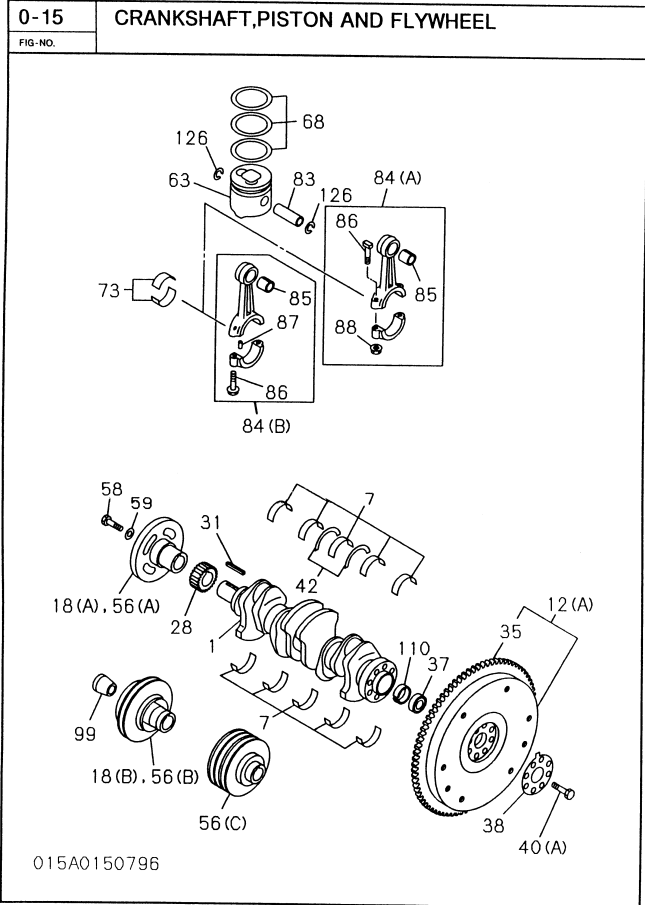


10-82

Engine for TL126 A-4JB1PAA10 (ISUZU)

0-14		CAMSHAFT AND VALVE					
FIG-NO.							
Key No.	Part number	Part name	ITC	Applied date	LR	Qty	Remarks
1	894127-7974	CAMSHAFT	9503-			1	
4	894133-2751	VALVE; INL	9503-			4	
5	894247-8751	VALVE; EXH	9503-			4	
9	894324-3360	GEAR, CM/SHF	9503-			1	
10	894110-4801	PLATE, THRUST	9503-			1	
11	050040-8160	BOLT; THRUST PLATE TO C/BL	9503-			2	M8X16 W/LK WASHER
14	908000-7180	KEY; CM/SHF	9503-			1	
28	509000-0690	BOLT; CAM PULLEY	9503-			1	M12X47
45	512519-0021	WASHER; GEAR CAM	9503-			1	
53	894152-3460	SHAFT; ROCKER ARM	9503-			1	
55	912626-0050	PLUG; ROCKER SHAFT END	9503-			2	
56	909180-0190	RING; SNAP, ROCKER ARM	9503-			2	
65	512565-0040	COLLAR; SPLIT	9503-			16	
69	894252-5361	SPRING; VLV. OUTER	9503-			8	
71(A)	512563-0010	SEAT; SPR	9503-			8	OD-34
71(B)	894133-7312	SEAT; SPR	9503-			8	OD-32.8
78	894152-3440	ARM, ROCKER	9503-			8	
81	894152-2831	SCREW; ADJ, ROCKER ARM	9503-			8	M8X30
83	909111-5080	NUT; ADJ SCREW, LK	9503-			8	M8
84	894152-3451	BRACKET; ROCKER SHAFT, INTER	9503-			4	
85	894433-3020	BOLT; BRKT	9503-			1	M10X60
87	894433-3040	BOLT; ROCKER SHAFT	9503-			3	M8X15 & M10X60 L-82
88	894143-2020	ROD; PUSH	9503-			8	
89	894438-3050	TAPPET; VALVE	9503-			8	
94	909164-0100	WASHER, PL, BRKT	9503-			4	
104	894109-7061	BOLT; SHAFT IDLE	9503-			1	M12X67
106(B)	512519-0021	WASHER; IDLE GEAR SHAFT	9503-			1	
107	894139-7581	SHAFT; IDLE GEAR	9503-			1	
109	894109-9131	SHAFT; IDLE GEAR	9503-			1	
111	894141-9371	COLLAR; THRUST, IDLER GEAR	9503-			1	
112	894328-2170	GEAR; IDLER	9503-			1	
204	509000-0841	BOLT; IDLE GEAR SHAFT	9503-			2	M8X55 W/LK WASHER
226	894433-3030	SPRING, CMPR, ROCKER ARM	9503-			3	

10-83

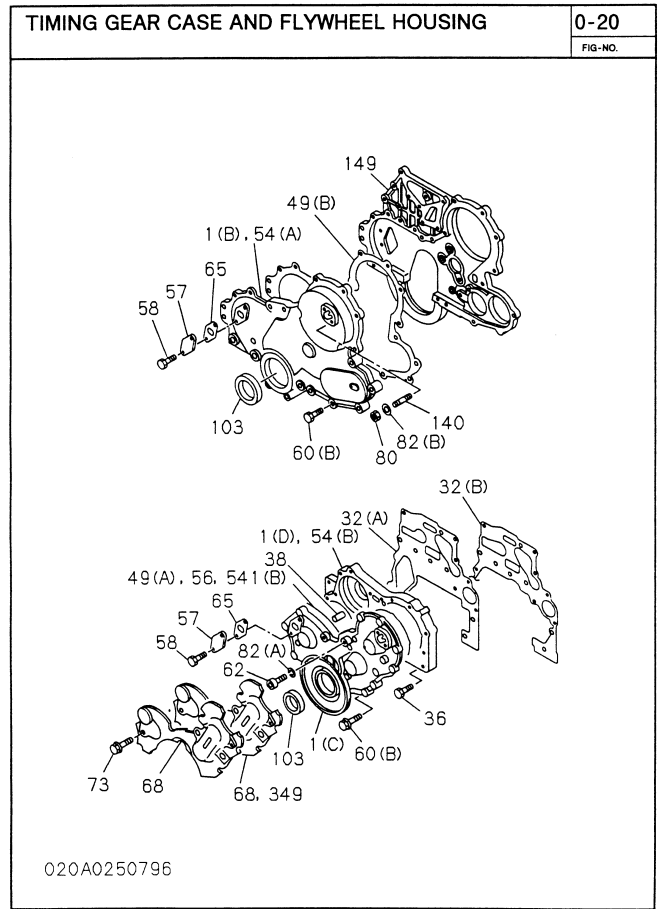
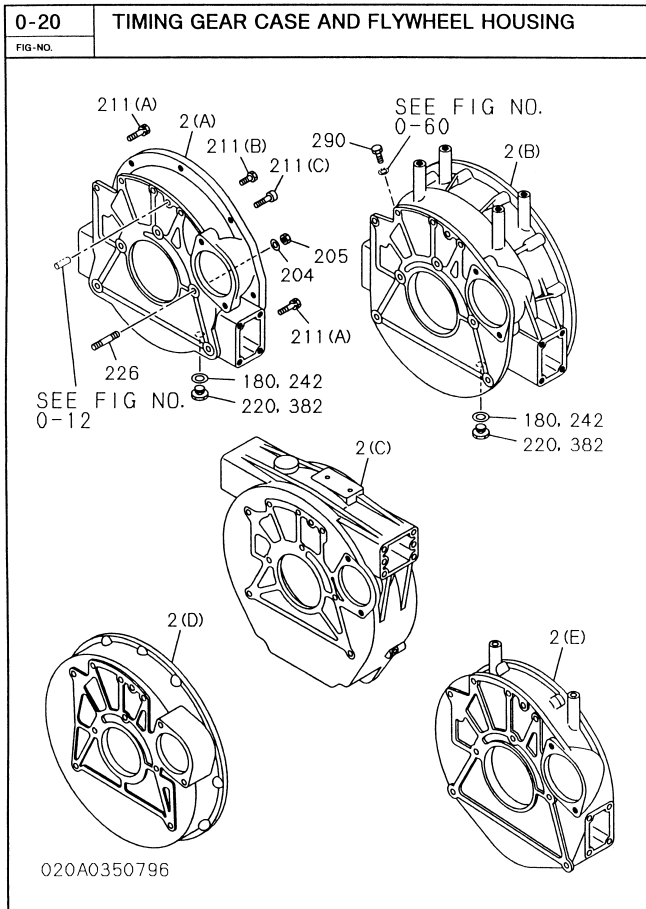


10-84

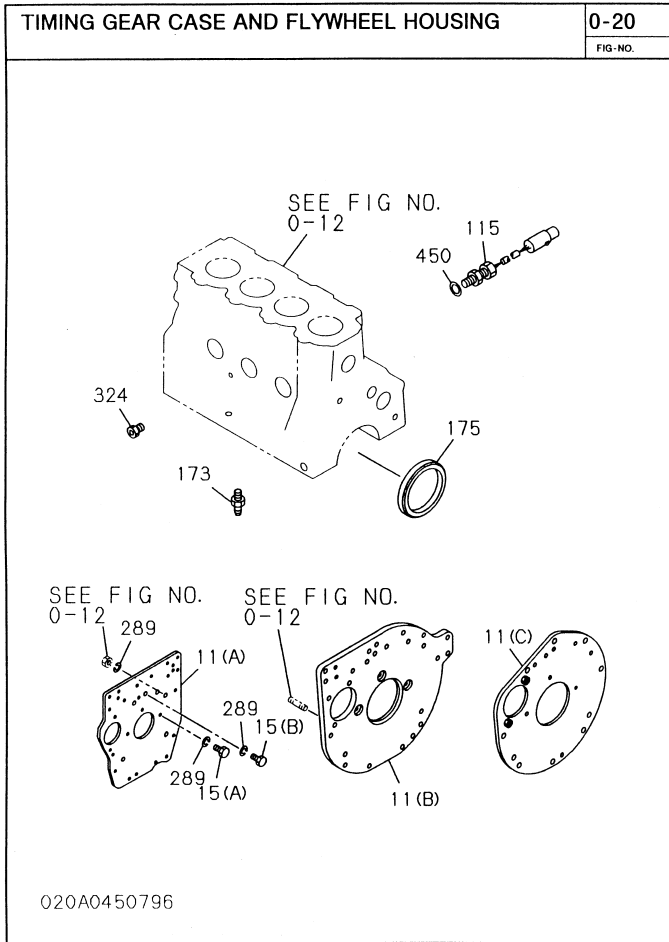
Engine for TL126 A-4JB1PAA10 (ISUZU)

0-15		CRANKSHAFT, PISTON AND FLYWHEEL					
FIG-NO.							
Key No.	Part number	Part name	ITC	Applied date	LR	Qty	Remarks
1	894443-6620	CRANKSHAFT		9503-		1	
7	894168-5520	METAL; CRANKSHAFT, STANDARD		9503-		1	
12(E)	894410-4072	FLYWHEEL		9801-		1	
28	894324-3350	GEAR; CR/SHF		9503-		1	
31	908030-7430	KEY; FEATHER, CR/SHF		9503-		1	
35	894419-6021	GEAR; RING		9503-		1	
38	894142-1561	WASHER; FLYWHEEL		9503-		1	
40(A)	897065-9841	BOLT; FLYWHEEL		9503-		8	M13X36
42	894453-7620	WASHER; THRUST, CR/SHF		9503-		1	
56(B)	894429-4230	PULLEY; CR/SHF DAMPER		9806-		1	1-GROOVE
58	509000-2732	BOLT; CR/SHF PULLEY		9604-		1	M16X43
59	509503-1270	WASHER; CR/SHF PULLEY		9503-		1	
63	897176-8500	PISTON		9503-		4	GRADE-AX
63	897176-8510	PISTON		9503-		4	GRADE-CX
68	894247-8671	RING SET; PISTON, STANDARD		9503-		4	
73	894324-1590	METAL SET; CONN ROD, STANDARD		9503-		4	
83	894454-4790	PIN; PISTON		9503-		4	
84(A)	894329-6921	ROD ASM; CONN		9503-		4	
85	894419-4550	BUSHINGS; CONNROD		9503-		4	
86	512235-0090	BOLT; CONNROD		9409-		8	M11X59
88	509409-0160	NUT; CONNROD		9503-		8	
126	894133-9690	RING; SNAP, PISTON PIN		9503-		8	

10-85

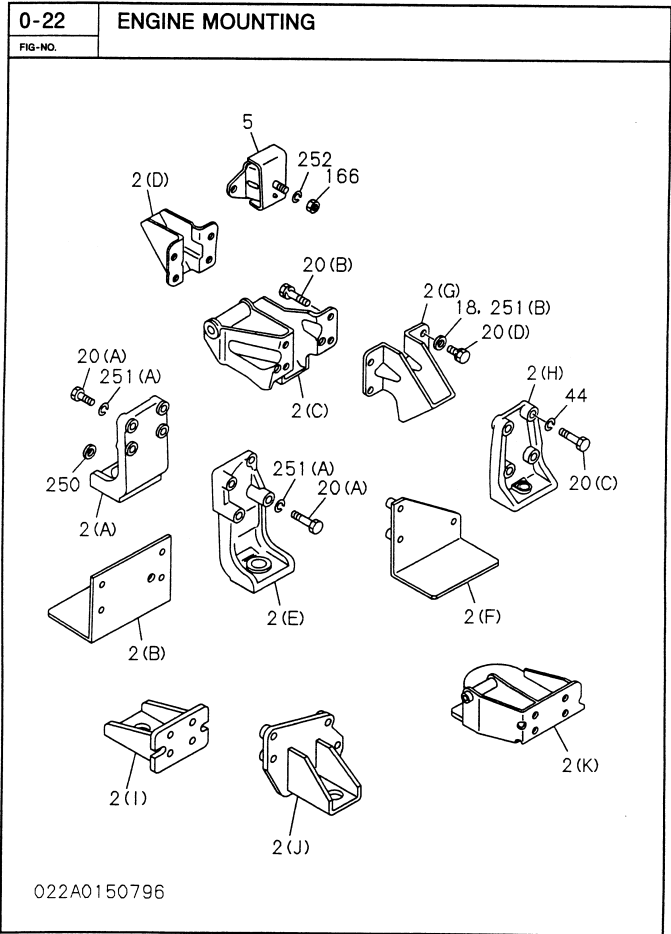


98-01



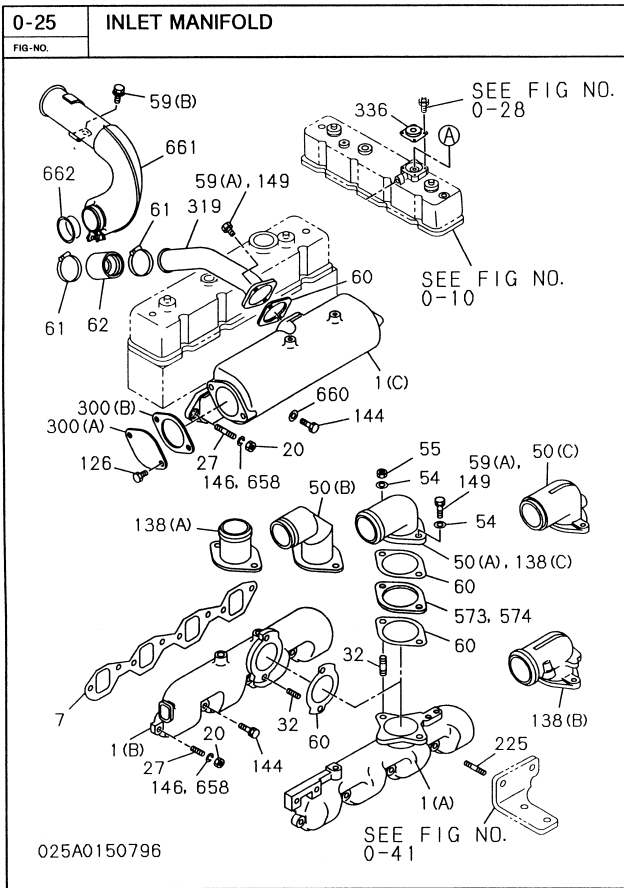
10-87

0-20		TIMING GEAR CASE AND FLYWHEEL HOUSING					
Key No.	Part number	Part name	ITC	Applied date	LR	Qty	Remarks
1(D)	894428-7993	CASE, TIMING GEAR		9503-		1	
2(A)	894318-4074	HOUSING, FLYWHEEL		9503-		1	
32(B)	897117-2420	GASKET, GEAR CASE TO C/BL		9503-		1	
36	050040-8200	BOLT, GEAR CASE		9705-		6	M8X20 W/LK WASHER
36	050040-8450	BOLT, GEAR CASE		9705-		2	M8X45 W/LK WASHER
38	908151-0200	PIN, GEAR CASE COVER		9503-		2	OD=10 L=20
49(A)	894140-1171	GASKET, GEAR CASE TO COVER		9503-		1	
54(B)	894155-3602	COVER, GEAR CASE		9503-		1	
57	511321-0090	COVER, TIMING CHECK HOLE		9503-		2	
58	028080-6120	BOLT, CHECK HOLE COVER		9805-		4	M6X12 FLANGE
60(B)	028080-8300	BOLT, COVER TO CASE		9805-		8	M8X30 FLANGE
60(B)	028080-8600	BOLT, COVER TO CASE		9805-		1	M8X60 FLANGE
60(B)	028080-8600	BOLT, COVER TO CASE		9805-		6	M8X60 FLANGE
62	995821-2550	BOLT, COVER		9503-		1	M12X55 W/HEX-SOCKET
65	897118-6980	GASKET, COVER, TIMING CHECK HOLE		9411-		2	
82(B)	909160-7080	WASHER, LK, COVER		9806-		1	
103	509625-0790	SEAL, OIL, CR/SHF, FRT		9503-		1	
175	894235-3690	SEAL, OIL, CR/SHF, RR		9503-		1	
180	909571-4120	GASKET, PLUG		9503-		1	T=1.0
211(A)	509000-2270	BOLT, HSG		9503-		3	M12X25
211(B)	050041-2300	BOLT, HSG		9503-		2	M12X30 W/LK WASHER
211(B)	050041-0300	BOLT, HSG		9503-		3	M10X30 W/LK WASHER
220	999202-3120	PLUG, GEAR CHECK HOLE		9503-		1	
289	909150-5100	WASHER, LK, PLATE, RR		9503-		1	ID=10.2



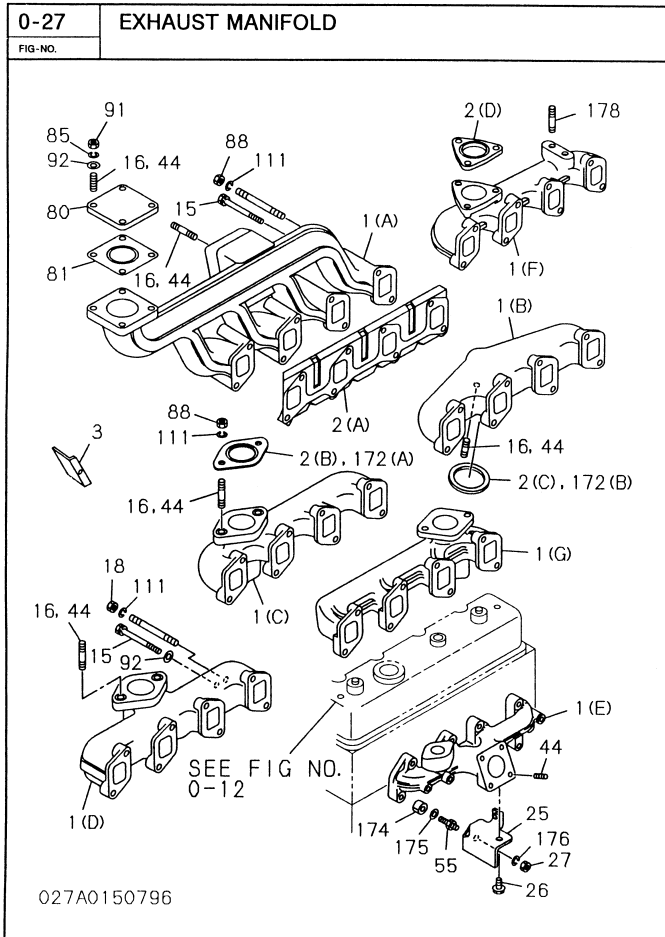
10-88

0-22		ENGINE MOUNTING						
FIG-NO.	Key No.	Part number	Part name	ITC	Applied date	LR	Qty	Remarks
	2(C)	894428-5382	FOOT; ENG		9503-		1	
	2(G)	894122-0521	FOOT; ENG		9503-		1	
	20(B)	050041-0280	BOLT; ENG FOOT		9503-		1	M10X28 W/LK WASHER
	20(B)	050041-4250	BOLT; ENG FOOT		9503-		1	M14X25 W/LK WASHER
	20(B)	050041-0220	BOLT; ENG FOOT		9503-		6	M10X22 W/LK WASHER

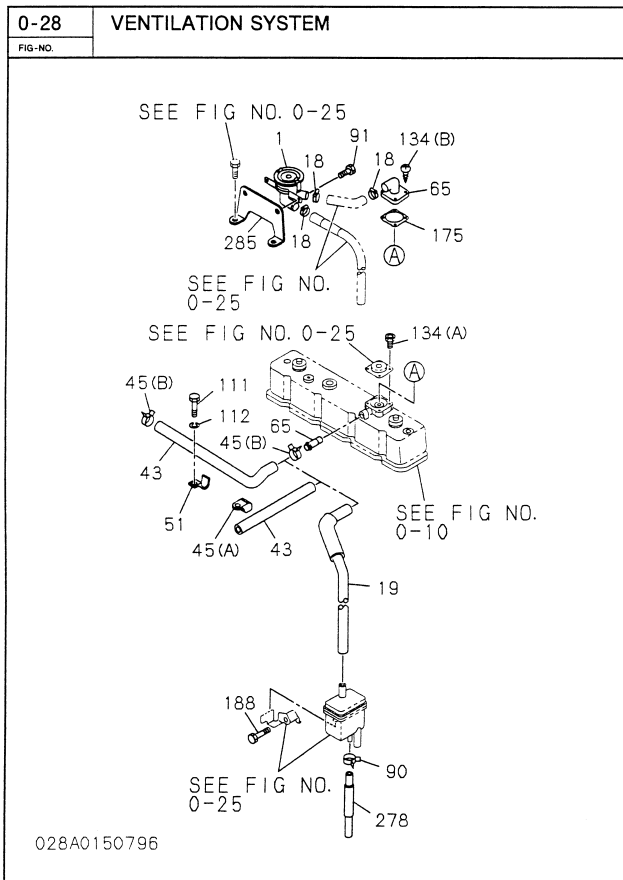


10-89

0-25		INLET MANIFOLD					
Key No.	Part number	Part name	ITC	Applied date	LR	Qty	Remarks
1(A)	897011-4882	MANIFOLD, INL		9503-		1	
7	897066-7411	GASKET, INL MANIF TO HD		9407-		1	
20	909110-5080	NUT, INL MANIF		9503-		2	M8
50(C)	897011-0740	PIPE, INL		9503-		1	
59(A)	028681-0250	BOLT, INL PIPE TO MANIF		9805-		2	M10X25 FLANGE
60	897022-5710	GASKET, INL PIPE		9411-		1	
126	028081-0500	BOLT, COVER		9805-		2	M10X50 FLANGE
144	028080-8250	BOLT, BRACKET FIX		9805-		6	M8X25 FLANGE
146	909150-5080	WASHER, LK, BRKT		9503-		2	ID-8
225	909630-0200	STUD, FUEL FILTER		9503-		2	M10X24 L-41
336	894250-1720	VALVE, VENTILATION		9503-		1	

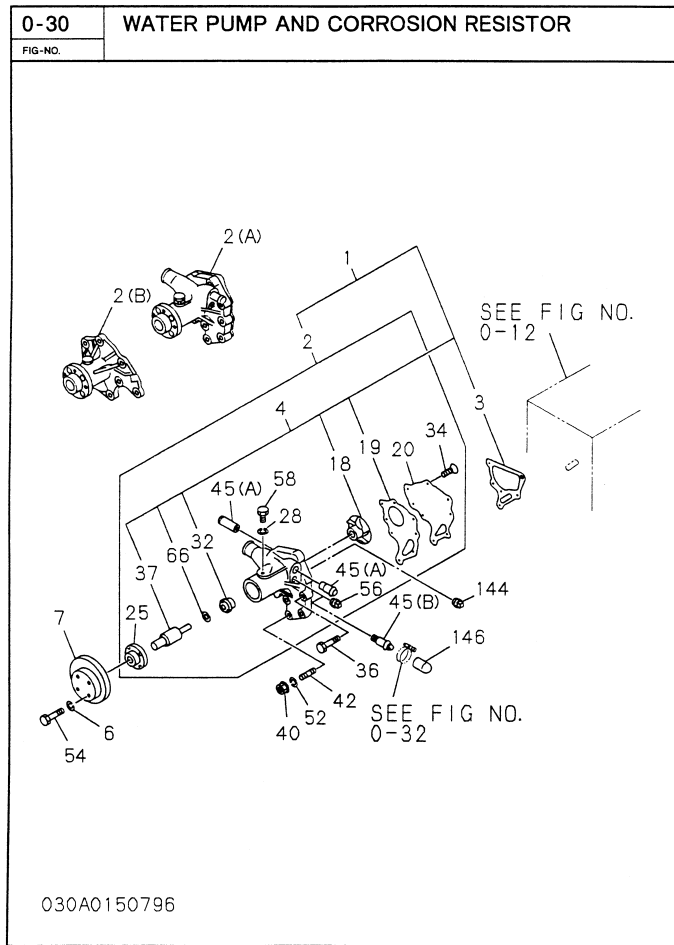


0-27	EXHAUST MANIFOLD						
FIG-NO.							
Key No.	Part number	Part name	ITC	Applied date	LR	Qty	Remarks
1(A)	894147-5330	MANIFOLD, EXHAUST		9503-		1	
2(A)	897109-2161	GASKET, EXH MANIF TO HD		9411-		1	
15	050040-8300	BOLT, EXH MANIF		9503-		6	MBX30 W/LK WASHER
18	909110-4080	NUT, EXH MANIF		9503-		2	MB
111	909150-5080	WASHER, LK		9503-		2	ID-8
172(A)	897016-1010	GASKET, EXH PIPE		9503-		1	



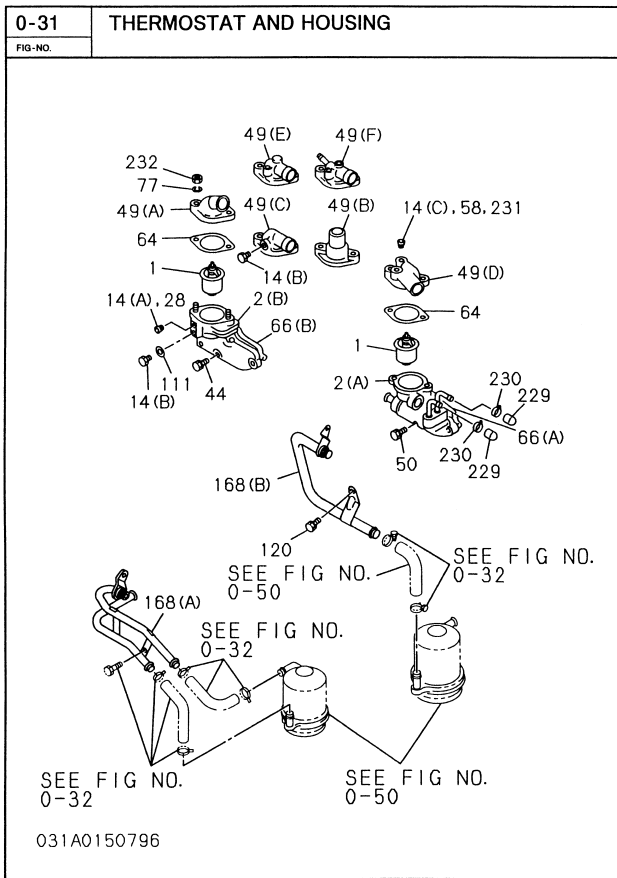
10-91

0-28	VENTILATION SYSTEM						
FIG-NO.							
Key No.	Part number	Part name	ITC	Applied date	LR	Qty	Remarks
43	897037-1581	HOSE, PCV		9503-		1	
45(B)	894121-1130	CLIP, PCV HOSE		9705-		1	
65	894250-6151	PIPE, BREATHER		9503-		1	
134(A)	903910-4080	SCREW, VENTILATOR		9503-		4	M4X8 W/PL WASHER



0-30	WATER PUMP AND CORROSION RESISTOR						
FIG-NO.							
Key No.	Part number	Part name	ITC	Applied date	LR	Qty	Remarks
2(B)	894338-8480	PUMP ASM, WATER		9503-		1	
3	894178-0810	GASKET, PUMP TO C/B		9503-		1	
4	894322-7941	REPAIR KIT, WATER PUMP		9503-		1	
7	894427-3602	PULLEY, WATER PUMP		9503-		1	1-GROOVE
18	894250-1630	IMPELLER, WATER PUMP		9503-		1	
25	894452-0910	CENTER, WATER PUMP		9503-		1	
28	909150-5080	WASHER, L/K		9503-		1	ID-8
32	894422-3260	SEAL UNIT, WATER PUMP		9503-		1	
36	109044-0711	BOLT, WATER PUMP TO C/BL		9805-		5	M8X55 FLANGE
37	894110-5600	BEARING UNIT, WATER PUMP		9503-		1	
40	894224-8290	NUT, WATER PUMP		9503-		2	
42	904110-8220	STUD, WATER PUMP		9503-		2	M8X22 L-33
58	909814-0141	PLUG, HTR		9503-		1	
66	913639-0010	SEAL, SECONDARY		9503-		1	

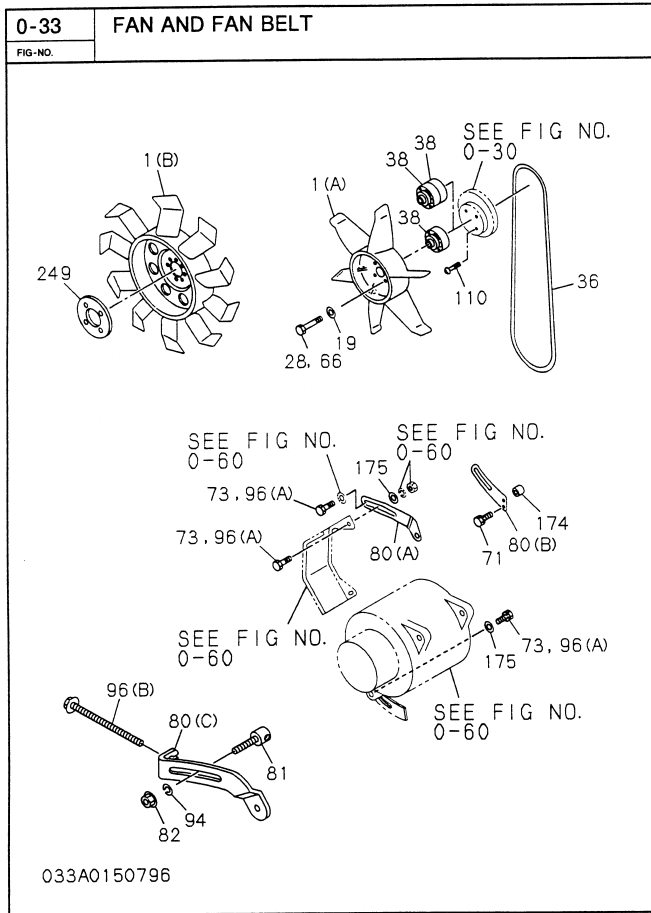
10-92



0-31 THERMOSTAT AND HOUSING

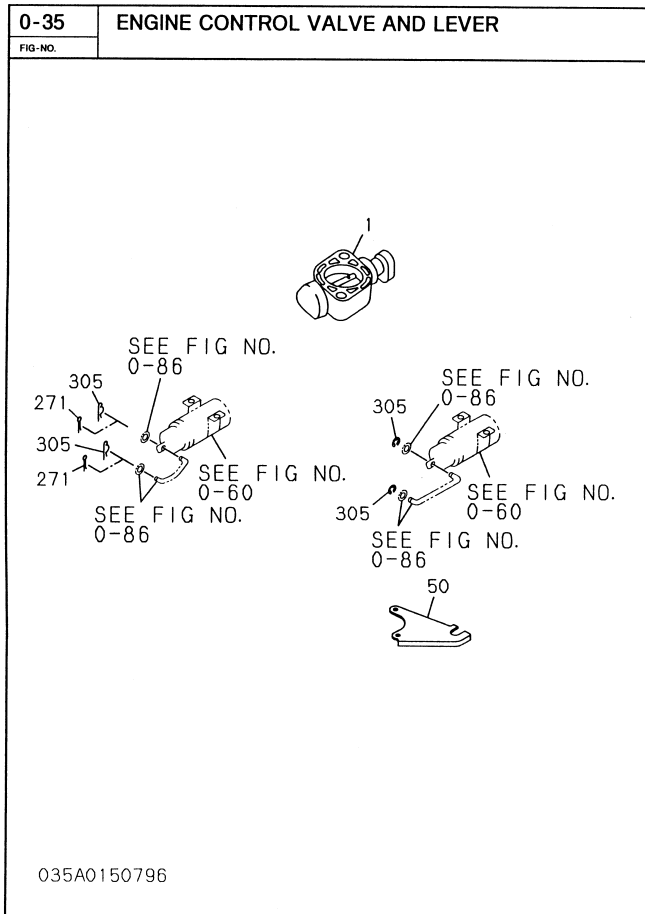
FIG-NO.

Key No.	Part number	Part name	ITC	Applied date	LR	Qty	Remarks
1	894214-9620	THERMOSTAT	9503-			1	82°C
2(A)	894428-8120	HOUSING, THERMOSTAT	9503-			1	
14(C)	509605-0050	PLUG; SW	9806-			1	PT3/8
14(B)	909661-0050	PLUG; SW	9503-			1	M16X8 PLUG
28	509605-0050	PLUG; HTR	9503-			2	PT3/8
44	028680-8300	BOLT; HSG TO HD	9805-			3	M8X30 FLANGE
44	028080-8700	BOLT; HSG TO HD	9805-			2	M8X70 FLANGE
49(D)	894254-6011	PIPE; WATER OUTLET	9503-			1	
50	028680-8300	BOLT; OUTLET PIPE	9805-			2	M8X30 FLANGE
64	894365-6741	GASKET; OUTLET PIPE TO HSG	9503-			1	
66(A)	894365-6751	GASKET; THERMOSTAT HSG	9411-			1	
111	909571-3160	GASKET; PLUG, WATER PIPE HOLE	9503-			1	

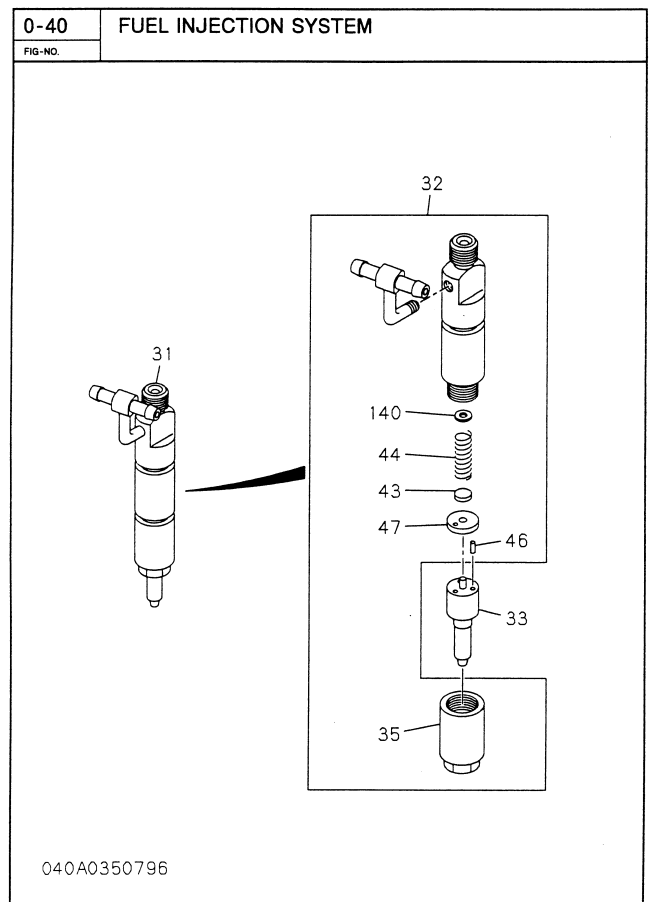
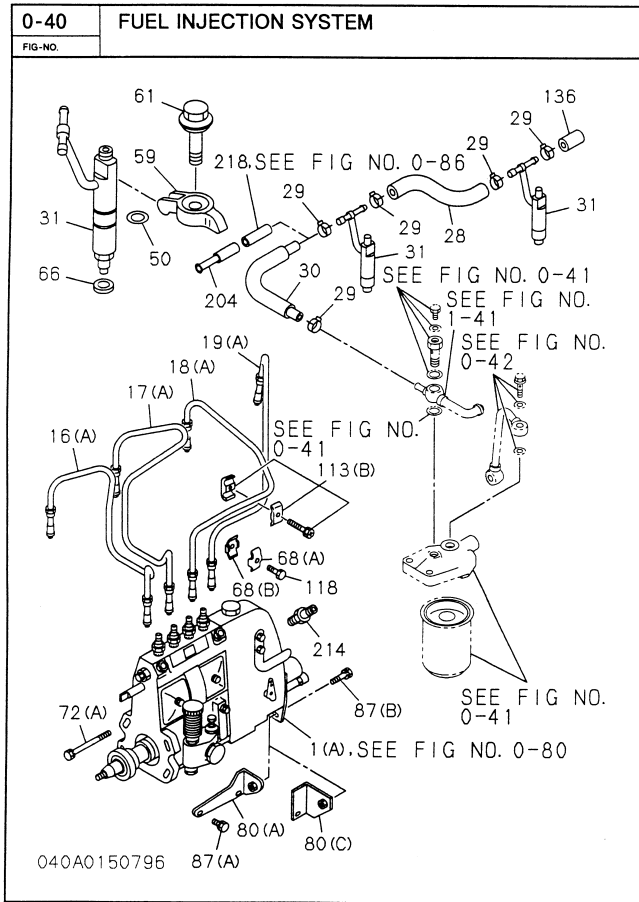


0-33		FAN AND FAN BELT					
Key No.	Part number	Part name	ITC	Applied date	LR	Qty	Remarks
1(A)	513660-3080	FAN, COOLING		9503-		1	D=400-6 BLOW-PP
19	909160-5080	WASHER, PL, FAN DRIVE		9805-		4	
36	894161-8410	BELT, COOLING FAN		9701-		1	1-PIECE, L=1051
38	913642-0770	SPACER, FAN		9503-		1	
71	028080-8200	BOLT, ADJ PLATE		9805-		1	M8X20 FLANGE
80(C)	897184-2640	PLATE, ADJ		9806-		1	
96(A)	050040-8350	BOLT, GEN TO ADJ PLATE		9503-		1	M8X35 W/LK WASHER
175	909164-7080	WASHER, PL, ADJ PLATE		9503-		1	ID=8 OD=22

5F-01



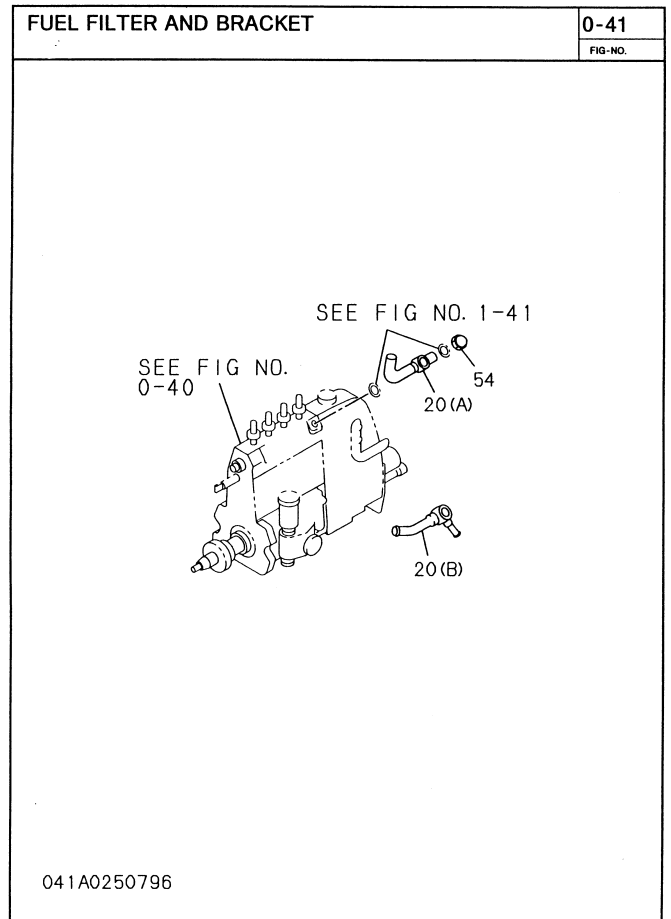
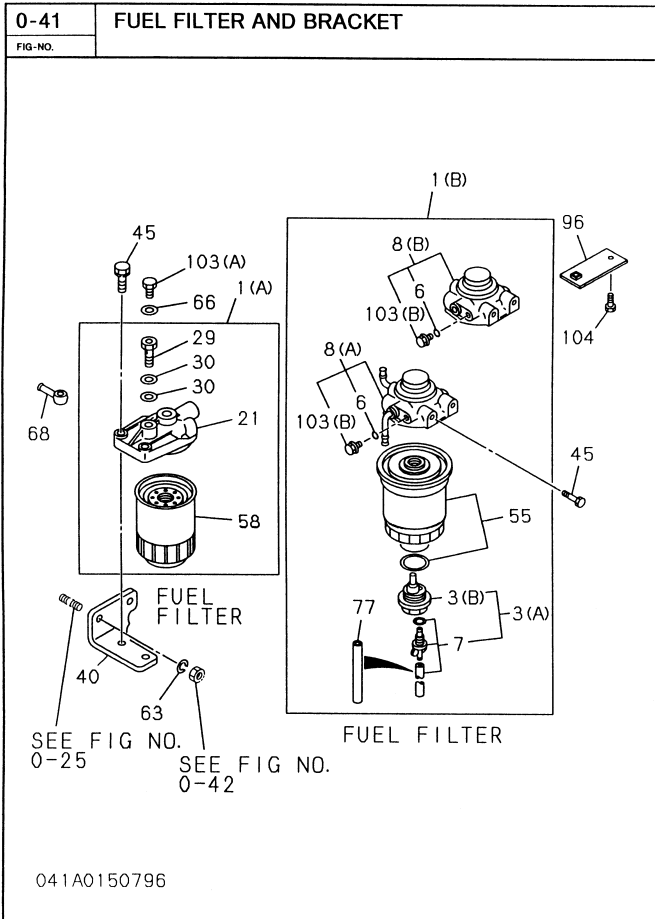
0-35	ENGINE CONTROL VALVE AND LEVER						
FIG-NO.							
Key No.	Part number	Part name	ITC	Applied date	LR	Qty	Remarks
1	894450-3880	SHUTTER, INT		9503-		1	
305	909185-4040	RING, SNAP, LINK ROD		9503-		2	ID=4



Engine for TL126 A-4JB1PAA10 (ISUZU)

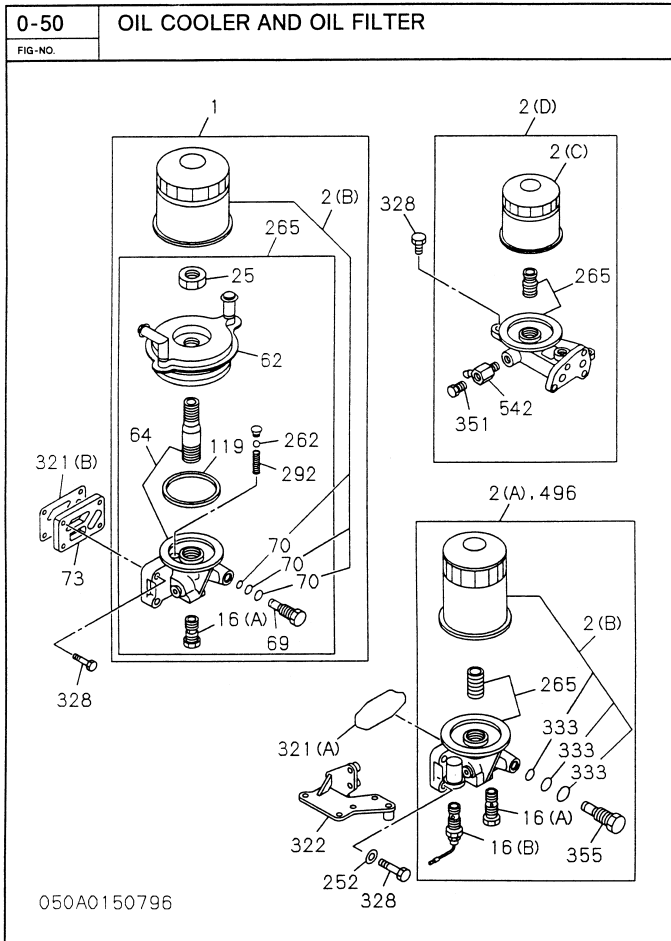
0-40		FUEL INJECTION SYSTEM					
Key No.	Part number	Part name	ITC	Applied date	LR	Qty	Remarks
1(A)	897191-2791	PUMP ASM, INJ	9505-			1	
16(A)	897017-7871	PIPE, INJ NO 1	9503-			1	
17(A)	897017-7881	PIPE, INJ NO 2	9503-			1	
18(A)	897017-7891	PIPE, INJ NO 3	9503-			1	
19(A)	897017-7901	PIPE, INJ NO 4	9503-			1	
28	894152-3530	HOSE, FUEL, NOZZLE TO NOZZLE	9503-			3	
30	894427-5012	HOSE, RUBBER, FUEL LEAK	9503-			1	L=320 W/INSULATOR
31	897134-5240	NOZZLE ASM, INJ	9503-			4	
32	894442-2250	HOLDER ASM, NOZZLE	9503-			4	
33	897134-5250	NOZZLE, INJ	9503-			4	
35	894174-1840	NUT, NOZZLE RET, NOZZLE HOLDER	9503-			4	
43	894312-7230	SEAT, NOZZLE SPRING, NOZZLE HOLDER	9503-			4	
44	894174-1410	SPRING, NOZZLE, NOZZLE HOLDER	9503-			4	
46	894174-1390	PIN, NOZZLE SET, NOZZLE HOLDER	9503-			8	
47	894174-1830	SPACER, NOZZLE SPRING, NOZZLE HOLDER	9503-			4	
50	894326-4390	GASKET, NOZZLE HOLDER	9503-			4	
59	894433-4270	CLAMP, NOZZLE HOLDER	9503-			4	
61	894433-7171	BOLT, CLAMP NOZZLE HOLDER	9503-			4	
66	897171-3310	GASKET, INJ NOZZLE	9704-			4	
68(A)	894430-0010	CLIP, INJ PIPE	9503-			1	
68(B)	894430-0000	CLIP, INJ PIPE	9503-			1	
80(A)	894152-9051	BRACKET, PUMP	9503-			1	
87(A)	050040-8200	BOLT, PUMP	A 9503-9805			2	M8X20 W/LK WASHER
87(A)	028680-8200	BOLT, PUMP	9806-			2	M8X20 FLANGE
87(B)	050141-0250	BOLT, PUMP	9503-			1	M10X25 W/WASHER
113(B)	915419-0721	CLIP, INJ PIPE	9503-			3	
118	050140-8180	BOLT, CLIP, INJ PIPE	9503-			1	M8X18 W/WASHER
136	894473-9670	CAP, NOZZLE, FUEL END	9503-			1	
140	897116-0290	SHIM, NOZZLE SPRING, NOZZLE HOLDER	9503-			AR	T=0.100
140	897116-0320	SHIM, NOZZLE SPRING, NOZZLE HOLDER	9503-			AR	T=0.200
140	897116-0330	SHIM, NOZZLE SPRING, NOZZLE HOLDER	9503-			AR	T=0.300
140	897116-0340	SHIM, NOZZLE SPRING, NOZZLE HOLDER	9503-			AR	T=0.400
140	897116-0350	SHIM, NOZZLE SPRING, NOZZLE HOLDER	9503-			AR	T=0.500
140	897116-0360	SHIM, NOZZLE SPRING, NOZZLE HOLDER	9503-			AR	T=0.510
140	897116-0370	SHIM, NOZZLE SPRING, NOZZLE HOLDER	9503-			AR	T=0.520
140	897116-0380	SHIM, NOZZLE SPRING, NOZZLE HOLDER	9503-			AR	T=0.530
140	897116-0390	SHIM, NOZZLE SPRING, NOZZLE HOLDER	9503-			AR	T=0.540
140	897116-0400	SHIM, NOZZLE SPRING, NOZZLE HOLDER	9503-			AR	T=0.550
140	897116-0410	SHIM, NOZZLE SPRING, NOZZLE HOLDER	9503-			AR	T=0.560
140	897116-0420	SHIM, NOZZLE SPRING, NOZZLE HOLDER	9503-			AR	T=0.570
140	897116-0430	SHIM, NOZZLE SPRING, NOZZLE HOLDER	9503-			AR	T=0.580
140	897116-0440	SHIM, NOZZLE SPRING, NOZZLE HOLDER	9503-			AR	T=0.590
214	897213-6680	ORIFICE, INJ PUMP	9811-			1	

66-01

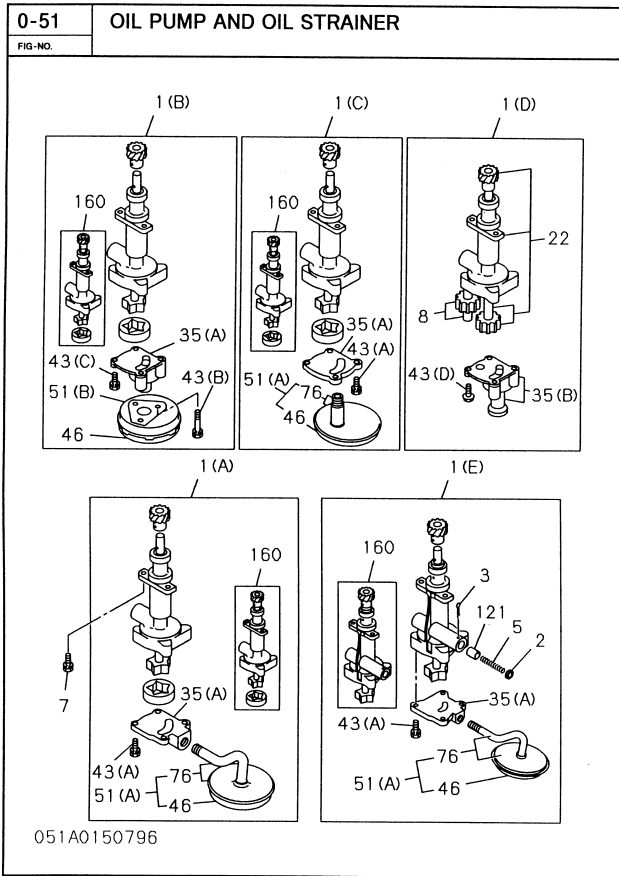


0-41		FUEL FILTER AND BRACKET					
FIG-NO.							
Key No.	Part number	Part name	ITC	Applied date	LR	Qty	Remarks
1(A)	897011-6850	FILTER ASM, FUEL		9503-		1	
20(A)	894428-8110	JOINT, EYE, FUEL FILTER		9503-		1	
21	513212-0751	COVER, UPR, FUEL FILTER		9503-		1	
29	897011-6860	VALVE, OVERFLOW		9503-		1	
30	909572-0140	GASKET, OVERFLOW VLV		9503-		2	ID=14.2
40	894410-4040	BRACKET, FUEL FILTER		9503-		1	
45	028681-0350	BOLT, FUEL FILTER		9805-		2	M10X35 FLANGE
54	109468-0021	NUT, CAP, OVERFLOW VLV		9503-		1	
58	894143-4790	ELEMENT, FUEL FILTER		9503-		1	
66	909571-4080	GASKET, PLUG, FUEL FILTER		9503-		1	ID=8.2 OD=14.0 T=1.0
103(A)	909202-3080	PLUG, OVER FLOW VALVE		9503-		1	

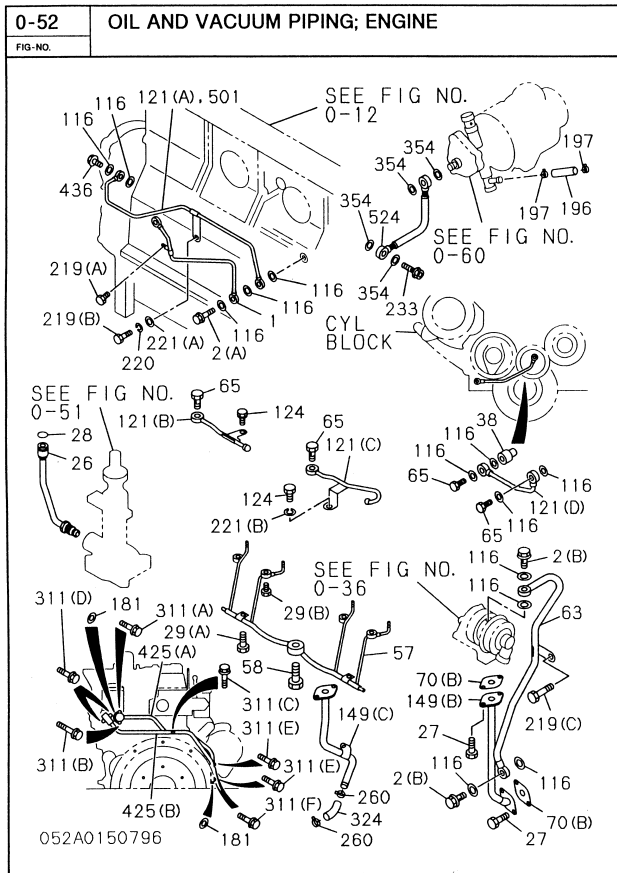
10-101



0-50		OIL COOLER AND OIL FILTER					
FIG-NO.							
Key No.	Part number	Part name	ITC	Applied date	LR	Qty	Remarks
2(A)	894462-1371	ELEMENT, OIL FILTER		9503-		1	
2(B)	897049-7080	ELEMENT, OIL FILTER		9503-		1	
16(A)	894167-8820	VALVE ASM, RELIEF		9503-		1	
69	894167-8830	PLUG, BODY OIL FILTER		9503-		1	
70	894167-8840	GASKET, PLUG, OIL FILTER		9503-		1	ID=13.6
70	894167-8850	GASKET, PLUG, OIL FILTER		9503-		1	ID=8.8
70	894167-8860	GASKET, PLUG, OIL FILTER		9503-		1	ID=8.6
265	894329-6220	BODY, OIL FILTER		9503-		1	
321(A)	897065-9830	GASKET, OIL FILTER TO C/BL		9411-		1	
328	028680-8300	BOLT, OIL FILTER		9805-		4	M8X30 FLANGE



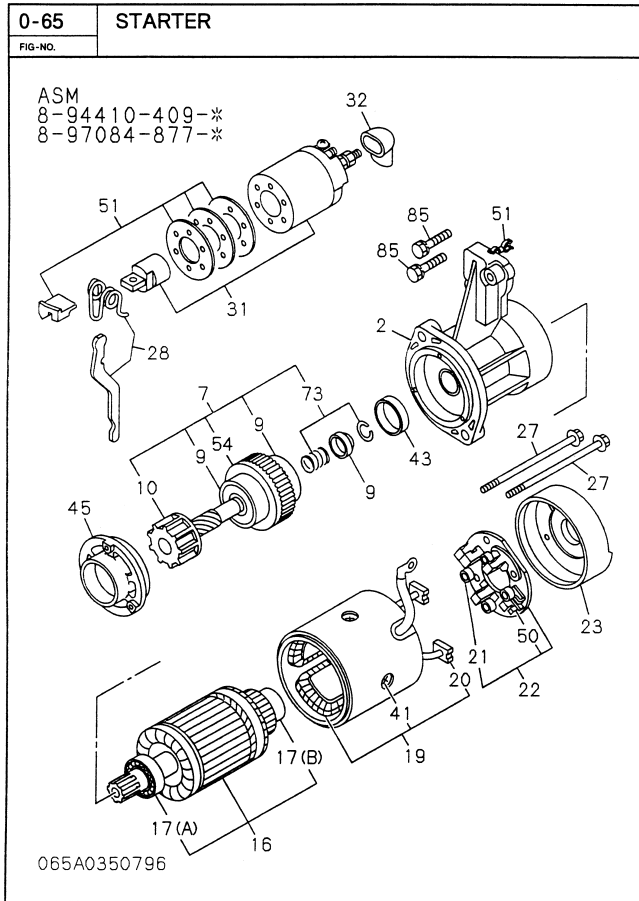
0-51		OIL PUMP AND OIL STRAINER					
Key No.	Part number	Part name	ITC	Applied date	LR	Qty	Remarks
1(A)	894428-7983	PUMP ASM, OIL		9503-		1	
7	050140-8250	BOLT, COVER, OIL PUMP		9503-		2	M8X25 W/WASHER
35(A)	913113-20771	COVER, OIL PUMP		9503-		1	
43(A)	901900-8250	BOLT, CASE		9503-		4	M8X25 W/LK WASHER
46	913143-0100	GAUZE, OIL STRAINER		9503-		1	
51(A)	913140-1200	STRAINER & PIPE ASM, OIL		9503-		1	
76	894338-0790	PIPE ASM, OIL		9503-		1	
160	897044-1120	REPAIR KIT, OIL PUMP		9503-		1	



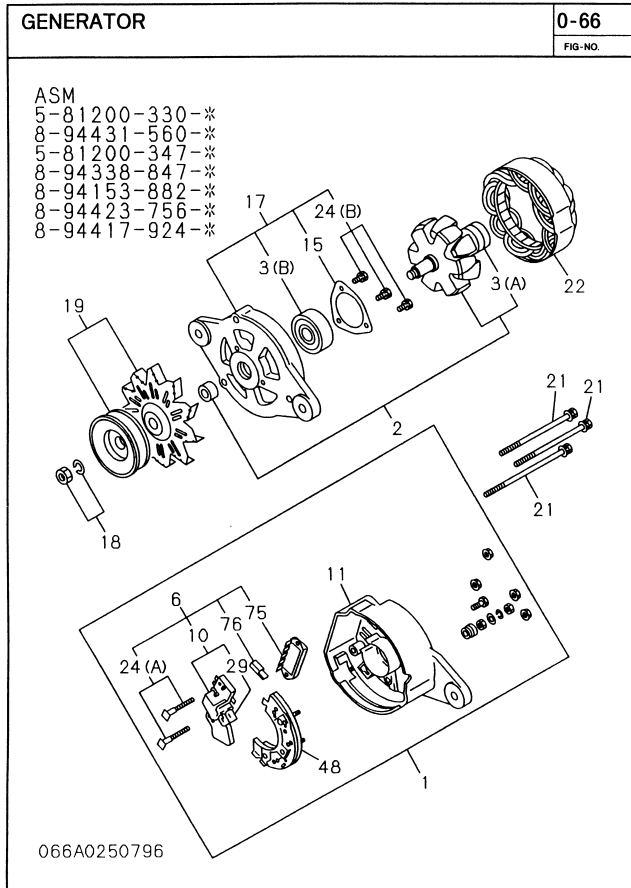
0-52		OIL AND VACUUM PIPING; ENGINE					
Key No.	Part number	Part name	ITC	Applied date	LR	Qty	Remarks
1	894170-1231	PIPE; OIL, INJ PUMP TO C/BL		9503-		1	
2(A)	509675-0181	BOLT; EYE, OIL PIPE		9503-		1	M8X20 FLANGE
26	894434-8271	PIPE; OIL, PUMP TO C/BL		9503-		1	
28	589623-0020	GASKET; OIL PIPE		9503-		1	
65	894454-1990	BOLT; JOINT, OIL PIPE		9406-		1	
116	909572-0080	GASKET; CAP NUT, OIL PIPE		9806-		3	ID=8.2 OD=17
121(B)	897160-7060	PIPE; OIL, GEAR CASE		9606-		1	
124	050040-8220	BOLT; OIL PIPE, GEAR CASE		9503-		1	M8X22 W/LK WASHER
219(A)	050040-6120	BOLT; CLIP FIX, OIL PIPE		9503-		1	M6X12 W/LK WASHER

0-60 ENGINE ELECTRICAL CONTROL PARTS							
FIG-NO.							
Key No.	Part number	Part name	ITC	Applied date	LR	Qty	Remarks
1	897084-8770	STARTER ASM		9407-		1	12V-2.2KW
2(A)	894423-7560	GENERATOR ASM		9503-		1	12V35A
4	028781-2350	BOLT; STARTER		9805-		2	M12X35 FLANGE
7(A)	909111-4080	NUT; STARTER		9503-		1	M8
16(A)	028085-8120	BOLT; GEN		9805-		1	M8X20 FLANGE
17	909160-5080	WASHER; PL, GEN		9409-		1	ID-8
18	909150-5080	WASHER; LK, GEN		9503-		2	ID-8
23(A)	909110-4080	NUT; GEN		9503-		2	M8
38	982530-0410	RESISTOR; CONT, GLOW PLUG		9503-		1	
89(B)	897125-6000	SWITCH; OVER HEAT WARNING		9407-		1	
148(D)	897177-5160	BRACKET; SOLENOID VALVE		9503-		1	
153	028681-0400	BOLT, BRKT FIX		9805-		2	M10X40 FLANGE
177	894453-3411	SOLENOID ASM; ENG STOP		9503-		1	
252	894371-7120	COVER; GEN		9503-		1	
292	909150-5080	WASHER; LK, STARTER		9503-		1	ID-8
293	982931-5110	CABLE; STARTER EARTH		9503-9810		1	
293	897180-5560	CABLE; STARTER EARTH		9811-		1	

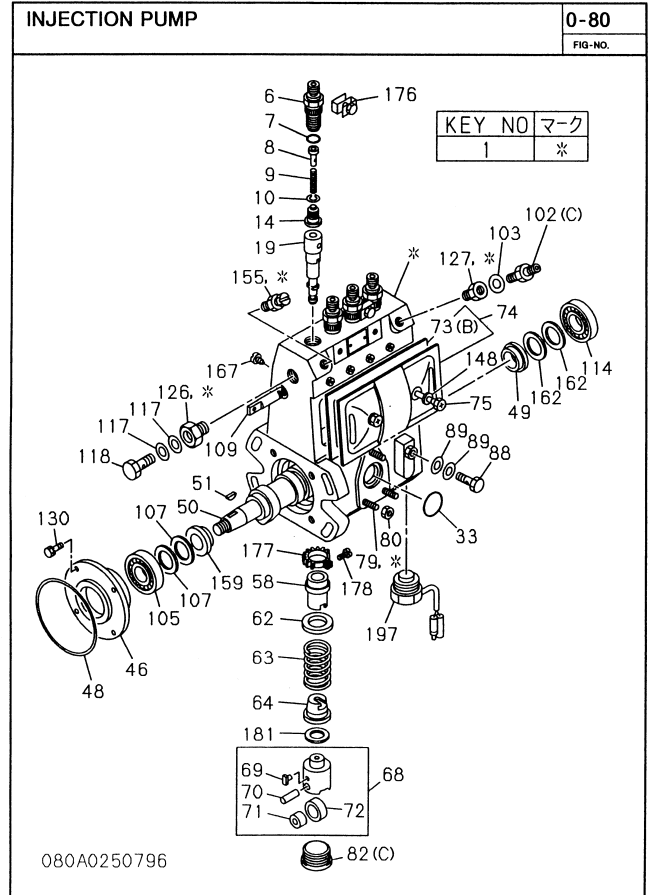
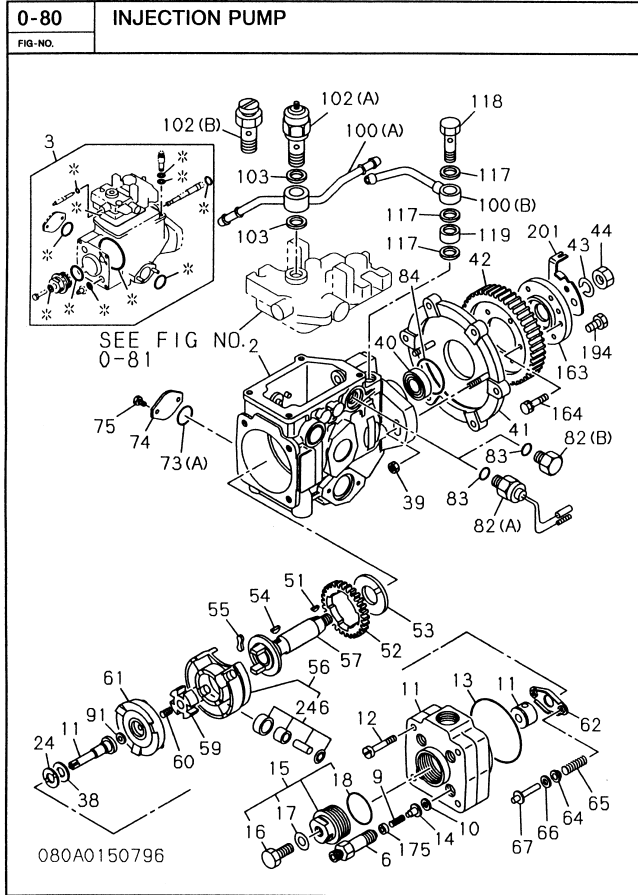
10-107



0-65		STARTER						
Key No.	Part number	Part name	ITC	Applied date	LR	Qty	Remarks	
2	894435-5690	CASE, PINION, STARTER		9503-		1		
7	894435-5630	CLUTCH ASM, PINION, STARTER		9503-		1		
9	894228-4480	BEARING, GEAR SHAFT STARTER		9503-		1		
9	894228-4490	BEARING, GEAR SHAFT STARTER		9503-		1		
9	894435-5660	BEARING, GEAR SHAFT STARTER		9503-		1		
16	894435-5610	ARMATURE, STARTER		9503-		1		
17(A)	894228-4360	BEARING, ARMATURE, STARTER		9503-		1		
17(B)	894228-4370	BEARING, ARMATURE, STARTER		9503-		1		
19	894136-8990	COIL, FIELD, STARTER		9503-		1		
20	894136-9000	BRUSH; (+), STARTER		9503-		2		
21	894242-0640	SPRING, BRUSH HOLDER STARTER		9503-		4		
22	894136-9010	HOLDER, BRUSH STARTER		9503-		1		
23	894435-5620	COVER, RR COVER STARTER		9503-		1		
27(C)	894242-0710	BOLT, THROUGH, STARTER		9503-		2		
28	894435-5710	LEVER, SHIFT, STARTER		9503-		1		
31	897084-7070	SWITCH, ENGAGE STARTER		9503-		1		
32	581129-0690	COVER, RUBBER, STARTER		9503-		1		
41	894228-4390	SCREW, RR COVER, STARTER		9503-		4		
43	894435-5670	RETAINER, PINION STARTER		9503-		1		
45	894435-5700	RETAINER, BEARING, STARTER		9503-		1		
50	894136-9000	BRUSH; (-), STARTER		9503-		2		
51	894435-5720	COVER SET, DUST ENGAGE SW STARTER		9503-		1		
73	894228-4500	STOPPER SET, PINION		9503-		1		
85	581129-2940	BOLT, ENGAGE SW FIX, STARTER		9503-		2		



0-66		GENERATOR					
Key No.	Part number	Part name	ITC	Applied date	LR	Qty	Remarks
1	581214-1310	COVER ASM, RR, GEN		9503-		1	
2	581221-0630	ROTOR, GEN		9503-		1	
3(A)	900090-1810	BEARING, ROTOR, GEN		9503-		1	
3(B)	509800-0870	BEARING, ROTOR, GEN		9503-		1	
6	581219-0360	REGULATOR ASM, VOLTAGE, GEN		9503-		1	
10	581215-0460	RECTIFIER, GEN		9503-		1	
11	581214-1320	COVER, RR, GEN		9503-		1	
15(D)	581229-0290	RETAINER, ROTOR, GEN		9503-		1	
17	581213-0430	COVER ASM, FRT, GEN		9503-		1	
18	982235-0150	NUT, PULLEY, GEN		9503-		1	
19	581222-0770	PULLEY, GEN		9503-		1	
21	581229-1830	BOLT, THROUGH, GEN		9503-		1	
21	581229-1830	BOLT, THROUGH, GEN		9503-		2	
22	581211-0580	STATOR, GEN		9503-		1	
24(A)	581229-1660	SCREW, RECTIFIER, GEN		9503-		2	
24(B)	581229-1650	SCREW, RECTIFIER, GEN		9503-		1	
29	581215-0400	BRUSH, GEN		9503-		2	
48	581262-0050	DIODE, GEN		9503-		1	
75	581270-0040	REGULATOR, VOLTAGE, GEN		9503-		1	



10-110

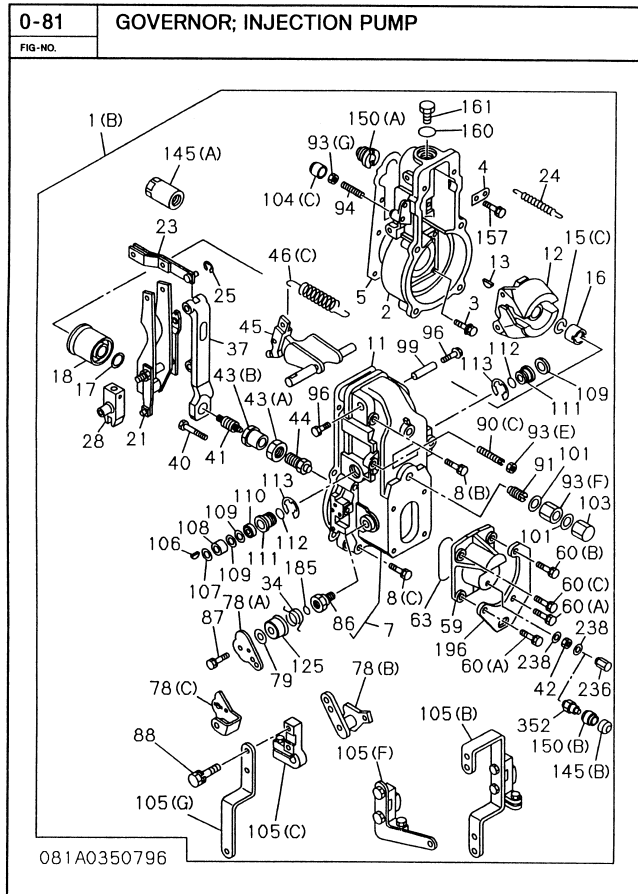
Engine for TL126 A-4JB1PAA10 (ISUZU)

0-80		INJECTION PUMP					
FIG-NO.	Part number	Part name	ITC	Applied date	LR	Qty	Remarks
1(A)	897021-4990	HOUSING, PUMP, FUEL INJ	9710-	9710-		1	
6	515644-0170	HOLDER, DELIVERY VALVE, INJ PUMP	9710-	9710-		4	
7	109623-0520	GASKET, HOLDER, DELIVERY VALVE	9710-	9710-		4	
8	515629-0450	STOPPER, DELIVERY VALVE, INJ PUMP	9710-	9710-		4	
9	515643-0010	SPRING, DELIVERY VALVE	9710-	9710-		4	
10	115649-0010	GASKET, DELIVERY VALVE, INJ PUMP	9710-	9710-		4	
14	515641-0010	VALVE, DELIVERY, INJ PUMP	9612-	9612-		4	
19	897148-8130	PLUNGER ASM, INJ PUMP	9603-	9603-		4	
33	109623-0130	GASKET, FUEL FEED PUMP, INJ PUMP	9710-	9710-		1	
46	894167-7860	COVER, FRT, PUMP HSG	9710-	9710-		1	
48	515619-1560	GASKET, FRT COVER TO HSG	9710-	9710-		1	
49	981225-0470	RING, FRT BRG, CM/SHF	9710-	9710-		1	
50	897021-5000	CAMSHAFT, INJ PUMP	9710-	9710-		1	
51	515619-0490	KEY, DRIVE GEAR, INJ PUMP	9710-	9710-		1	
58	981225-0580	SLEEVE, CONT, INJ PUMP	9710-	9710-		4	
62	981235-0150	SEAT, PLUNGER SPRING, INJ PUMP	9710-	9710-		4	
63	515643-0090	SPRING, PLUNGER, INJ PUMP	9710-	9710-		4	
64	981235-0210	SEAT, PLUNGER SPRING LWR, INJ PUMP	9710-	9710-		4	
68	981221-2230	TAPPET, CM/SHF, INJ PUMP	9710-	9710-		4	
69	515619-0410	GUIDE, TAPPET, INJ PUMP	9710-	9710-		4	
70	981222-2200	PIN, TAPPET ROLLER, INJ PUMP	9710-	9710-		4	
71	115629-0010	BUSHING, TAPPET ROLLER, INJ PUMP	9710-	9710-		4	
72	115622-0030	ROLLER, TAPPET, INJ PUMP	9710-	9710-		4	
73(B)	894286-5960	GASKET, COVER TO HSG	9710-	9710-		1	
74	894171-1090	COVER, HSG, INJ PUMP	9710-	9710-		1	
75	115619-0030	SCREW, COVER TO HSG	9710-	9710-		2	
79	981215-1150	STUD, FUEL FEED PUMP TO HSG	9710-	9710-		3	
80	894171-1100	NUT, FUEL FEED PUMP FIX	9710-	9710-		3	
82(C)	515619-1360	PLUG, HSG, INJ PUMP	9710-	9710-		4	
88	897012-8360	BOLT, EYE, FEED, INJ PUMP	9710-	9710-		1	
89	909572-0100	GASKET, OIL FEED BOLT, INJ PUMP	9710-	9710-		2	ID=10.2 OD=19
105	900090-6770	BEARING, CM/SHF RR, INJ PUMP	9710-	9710-		1	NSK
105	509800-0380	BEARING, CM/SHF RR, INJ PUMP	9710-	9710-		1	NTN
107	515629-0150	SHIM, RR BEARING, CM/SHF	9710-	9710-		AR	T=0.10
107	515629-0160	SHIM, RR BEARING, CM/SHF	9710-	9710-		AR	T=0.12
107	515629-0170	SHIM, RR BEARING, CM/SHF	9710-	9710-		AR	T=0.14
107	515629-0180	SHIM, RR BEARING, CM/SHF	9710-	9710-		AR	T=0.16
107	515629-0190	SHIM, RR BEARING, CM/SHF	9710-	9710-		AR	T=0.18
107	515629-0200	SHIM, RR BEARING, CM/SHF	9710-	9710-		AR	T=0.50
107	515629-0380	SHIM, RR BEARING, CM/SHF	9710-	9710-		AR	T=1.00
107	981225-0330	SHIM, RR BEARING, CM/SHF	9710-	9710-		AR	T=0.30
107	515619-0390	SHIM, RR BEARING, CM/SHF	9710-	9710-		AR	T=0.70
107	515629-0900	SHIM, RR BEARING, CM/SHF	9710-	9710-		AR	T=1.40
107	115639-0880	SHIM, RR BEARING, CM/SHF	9710-	9710-		AR	T=2.40
109	515637-0020	RACK, CONT, INJ PUMP	9710-	9710-		1	
114	900090-6770	BEARING, CM/SHF FRT, INJ PUMP	9710-	9710-		1	NSK
114	509800-0380	BEARING, CM/SHF FRT, INJ PUMP	9710-	9710-		1	NTN
117	115759-0010	GASKET, EYE BOLT, INJ PUMP	9710-	9710-		2	
118	115619-0820	BOLT, EYE, FUEL INJ, INJ PUMP	9710-	9710-		1	
126	981235-0170	ADAPTER, EYE BOLT, PUMP HSG	9710-	9710-		1	

0-80		INJECTION PUMP					
FIG-NO.	Part number	Part name	ITC	Applied date	LR	Qty	Remarks
127	515619-0440	ADAPTOR, FUEL PIPE	9710-	9710-		1	
130	901900-6140	SCREW, FRT COVER TO HSG	9710-	9710-		4	
148	981215-1440	GASKET, COVER FIX BOLT	9710-	9710-		2	
155	115619-0240	BOLT, AIR BLEED, INJ PUMP	9710-	9710-		1	
159	981225-0470	RING, RR BEARING, CM/SHF, INJ PUMP	9710-	9710-		1	
162	515629-0150	SHIM, FRT BRG, CM/SHF	9710-	9710-		AR	T=0.10
162	515629-0160	SHIM, FRT BRG, CM/SHF	9710-	9710-		AR	T=0.12
162	515629-0170	SHIM, FRT BRG, CM/SHF	9710-	9710-		AR	T=0.14
162	515629-0180	SHIM, FRT BRG, CM/SHF	9710-	9710-		AR	T=0.16
162	515629-0190	SHIM, FRT BRG, CM/SHF	9710-	9710-		AR	T=0.18
162	515629-0200	SHIM, FRT BRG, CM/SHF	9710-	9710-		AR	T=0.50
162	515629-0380	SHIM, FRT BRG, CM/SHF	9710-	9710-		AR	T=1.00
162	981225-0330	SHIM, FRT BRG, CM/SHF	9710-	9710-		AR	T=0.30
162	515619-0390	SHIM, FRT BRG, CM/SHF	9710-	9710-		AR	T=0.70
162	515629-0900	SHIM, FRT BRG, CM/SHF	9710-	9710-		AR	T=1.40
162	115639-0880	SHIM, FRT BRG, CM/SHF	9710-	9710-		AR	T=2.40
167	115639-0030	BOLT, CONT RACK, INJ PUMP	9710-	9710-		1	
176	515625-0010	PLATE, LK, DELIVERY VALVE HOLDER	9710-	9710-		2	
177	981225-0570	PINION, CONT SLEEVE, INJ PUMP	9710-	9710-		4	
178	981235-0030	SCREW, PINION, INJ PUMP	9710-	9710-		4	
181	515619-0340	SHIM, TAPPET, INJ PUMP	9710-	9710-		AR	T=0.30
181	515619-0350	SHIM, TAPPET, INJ PUMP	9710-	9710-		AR	T=0.40
181	515619-0360	SHIM, TAPPET, INJ PUMP	9710-	9710-		AR	T=0.50
181	515619-0010	SHIM, TAPPET, INJ PUMP	9710-	9710-		AR	T=0.60
181	515619-0020	SHIM, TAPPET, INJ PUMP	9710-	9710-		AR	T=0.70
181	515619-0030	SHIM, TAPPET, INJ PUMP	9710-	9710-		AR	T=0.80
181	515619-0040	SHIM, TAPPET, INJ PUMP	9710-	9710-		AR	T=0.90
181	515619-0050	SHIM, TAPPET, INJ PUMP	9710-	9710-		AR	T=1.00
181	515619-0070	SHIM, TAPPET, INJ PUMP	9710-	9710-		AR	T=1.10
181	515619-0080	SHIM, TAPPET, INJ PUMP	9710-	9710-		AR	T=1.20
181	515619-0090	SHIM, TAPPET, INJ PUMP	9710-	9710-		AR	T=1.30
181	515619-0100	SHIM, TAPPET, INJ PUMP	9710-	9710-		AR	T=1.40
181	515619-0110	SHIM, TAPPET, INJ PUMP	9710-	9710-		AR	T=0.55
181	515619-0120	SHIM, TAPPET, INJ PUMP	9710-	9710-		AR	T=0.65
181	515619-0130	SHIM, TAPPET, INJ PUMP	9710-	9710-		AR	T=0.75
181	515619-0150	SHIM, TAPPET, INJ PUMP	9710-	9710-		AR	T=0.85
181	981235-0420	SHIM, TAPPET, INJ PUMP	9710-	9710-		AR	T=0.95
181	981235-0430	SHIM, TAPPET, INJ PUMP	9710-	9710-		AR	T=1.05
181	981235-0440	SHIM, TAPPET, INJ PUMP	9710-	9710-		AR	T=1.15
181	981235-0450	SHIM, TAPPET, INJ PUMP	9710-	9710-		AR	T=1.25
181	515619-1060	SHIM, TAPPET, INJ PUMP	9710-	9710-		AR	T=1.50
181	515619-1070	SHIM, TAPPET, INJ PUMP	9710-	9710-		AR	T=1.60
181	515619-0250	SHIM, TAPPET, INJ PUMP	9710-	9710-		AR	T=0.20
181	515619-0260	SHIM, TAPPET, INJ PUMP	9710-	9710-		AR	T=0.25
181	515619-0270	SHIM, TAPPET, INJ PUMP	9710-	9710-		AR	T=0.35
181	515619-0370	SHIM, TAPPET, INJ PUMP	9710-	9710-		AR	T=0.45
181	515619-1080	SHIM, TAPPET, INJ PUMP	9710-	9710-		AR	T=1.35
181	515619-1090	SHIM, TAPPET, INJ PUMP	9710-	9710-		AR	T=1.45
181	515619-1100	SHIM, TAPPET, INJ PUMP	9710-	9710-		AR	T=1.55

10-111

Engine for TL126 A-4JB1PAA10 (ISUZU)

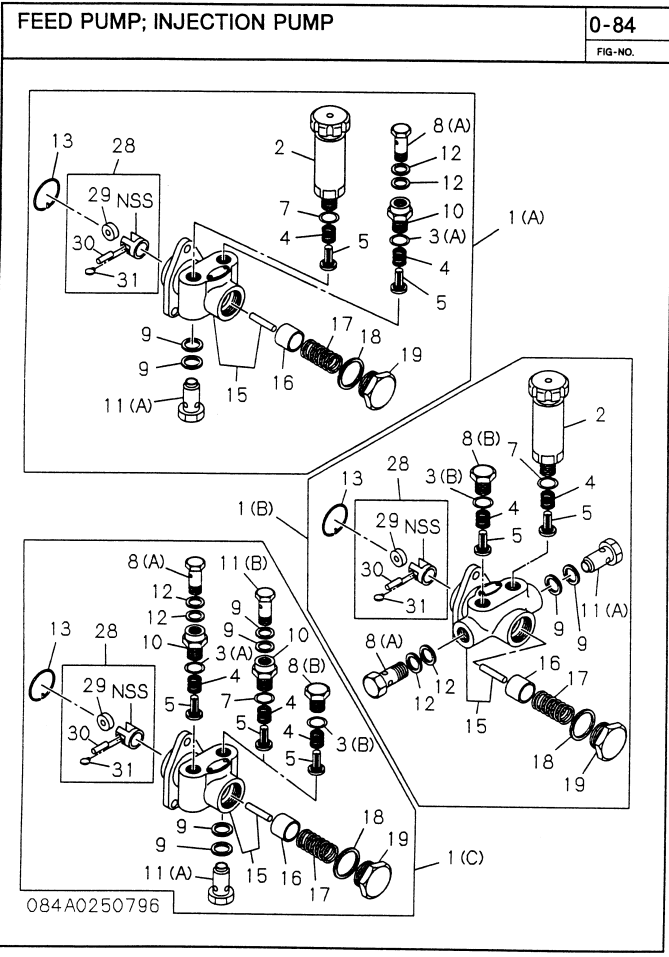


0-81 GOVERNOR; INJECTION PUMP							
Key No.	Part number	Part name	ITC	Applied date	LR	Qty	Remarks
1(B)	897204-1480	GOVERNOR ASM; INJ PUMP		9805-		1	
2	115721-1040	HOUSING, GOV, INJ PUMP		9710-		1	
3	515729-0270	BOLT; GOV HSG, INJ PUMP		9710-		6	M6X15
4	891325-3970	PLATE; START SPRING, GOV		9710-		1	
5	115779-0930	GASKET, GOV TO INJ PUMP HSG		9710-		1	
7	115721-0140	COVER, GOV HSG, INJ PUMP		9710-		1	
8(B)	515729-0540	BOLT; GOV COVER, INJ PUMP		9710-		2	
8(C)	515729-0330	BOLT; GOV COVER, INJ PUMP		9710-		4	
11	115779-0940	GASKET, COVER TO HSG, GOV		9710-		1	
12	115722-0170	FLYWEIGHT ASM, GOV		9710-		1	
13	519619-0490	KEY; FLYWEIGHT, GOV		9710-		1	16MM
15(C)	515729-0340	WASHER, LK, FLYWEIGHT FIX, GOV		9710-		1	
16	981325-0860	NUT, FLYWEIGHT FIX, GOV		9710-		1	
17	981325-0880	SHIM, FLYWEIGHT FIX, GOV		9710-		AR	T=0.20
17	981325-5510	SHIM, FLYWEIGHT FIX, GOV		9710-		AR	T=0.30
17	981325-5520	SHIM, FLYWEIGHT FIX, GOV		9710-		AR	T=0.40
17	981325-5530	SHIM, FLYWEIGHT FIX, GOV		9710-		AR	T=1.00
17	515729-2860	SHIM, FLYWEIGHT FIX, GOV		9710-		AR	T=0.50
17	515729-2870	SHIM, FLYWEIGHT FIX, GOV		9710-		AR	T=1.50
17	115729-8910	SHIM, FLYWEIGHT FIX, GOV		9710-		AR	T=2.00
17	115729-8920	SHIM, FLYWEIGHT FIX, GOV		9710-		AR	T=3.00
17	115729-8930	SHIM, FLYWEIGHT FIX, GOV		9710-		AR	T=4.00
18	515729-3720	SLEEVE, GOV		9710-		1	
21	115729-0150	LEVER ASM, GUIDE, GOV		9710-		1	
23	115725-0110	LINK, LEVER TO CONT RACK, GOV		9710-		1	
24	981322-2350	SPRING, START, GOV, INJ PUMP		9710-		1	
25	909185-4040	FRING, SNAP		9710-		1	ID=4
28	115725-0170	LEVER, SUPPORTING, GOV		9710-		1	
34	115723-2190	SPRING, SPD CONT LEVER, GOV		9710-		1	
37	515725-0500	LEVER ASM, TENSION, GOV		9710-		1	
40	115729-1010	SCREW, LEVER ADJ, GOV		9710-		1	
41	115729-2790	SPRING CAPSULE, IDLE CONT, GOV		9710-		1	
42	115779-0400	NUT, SPRING CAPSULE, IDLE CONT, GOV		9710-		1	
43(A)	909813-0230	NUT, IDLING CONT SPRING, GOV		9710-		1	
45	897046-4250	LEVER ASM, GOV, INJ PUMP		9710-		1	
46(C)	897039-5370	SPRING, GOV, INJ PUMP		9711-		1	
59	115721-0230	COVER, GOV COVER		9710-		1	
60(A)	115619-2820	BOLT; COVER FIX, GOV COVER		9712-		1	
60(A)	115619-2820	BOLT; COVER FIX, GOV COVER		9712-		1	
60(C)	901900-6160	BOLT; COVER FIX, GOV COVER		9710-		1	M6X16 W/LK WASHER
60(B)	115619-2820	BOLT; COVER FIX, GOV COVER		9710-		1	
63	981391-9070	GASKET, COVER TO GOV COVER		9710-		1	
78(C)	894331-5340	LEVER, STOPPER, GOV		9712-		1	
79	115729-2940	SHIM, LEVER SETTING, GOV		9710-		AR	T=0.20
79	115729-2950	SHIM, LEVER SETTING, GOV		9710-		AR	T=0.25
79	115729-2960	SHIM, LEVER SETTING, GOV		9710-		AR	T=0.30
79	115729-2970	SHIM, LEVER SETTING, GOV		9710-		AR	T=0.35
79	115729-2980	SHIM, LEVER SETTING, GOV		9710-		AR	T=0.40
79	115729-2990	SHIM, LEVER SETTING, GOV		9710-		AR	T=0.50
86	981325-4290	BUSHING, CONT SHAFT, GOV COVER		9710-		1	

Engine for TL126 A-4JB1PAA10 (ISUZU)

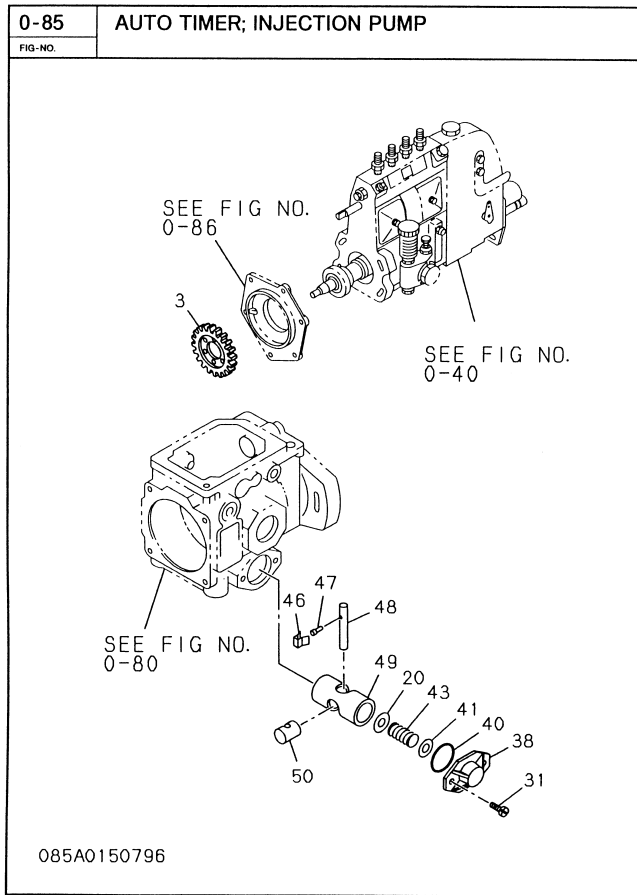
0-81		GOVERNOR; INJECTION PUMP					
FIG-NO							
Key No.	Part number	Part name	ITC	Applied date	LR	Qty	Remarks
87	901900-6160	BOLT; RETURN SPRING, GOV		9710-		1	M8X16 W/LK WASHER
90(C)	515729-1230	SCREW; FULL LOAD ADJ, GOV		9712-		1	L=62
91	894427-8480	SPRING CAPSULE; ADJ. GOV		9710-		1	
93(E)	115779-5080	NUT; ADJ SCREW LK, INJ PUMP GOV		9712-		1	
93(F)	515729-2090	NUT; ADJ SCREW LK, INJ PUMP GOV		9710-		1	
93(G)	894410-0270	NUT; ADJ SCREW LK, INJ PUMP GOV		9710-		1	
94	115779-5850	SCREW; ADJ, CONT LEVER, GOV		9712-		1	L=62
96	515729-0530	PLUG, LEVER SHAFT, GOV		9710-		2	
99	981325-0620	PIN; TENSION LEVER, GOV		9710-		1	
101	894144-5880	GASKET; ADJ SPRING CAPSULE, GOV		9710-		2	
103	115729-0920	NUT; CAP, ADJ SPRING CAPSULE, GOV		9710-		1	
104(C)	897179-6700	CAP; LOCK NUT, ADJ SCREW		9712-		1	L=16.5
105(B)	894441-8410	LEVER; SPD CONT, GOV		9710-		1	
106	981325-0300	KEY; SWIVEL LEVER, GOV		9710-		1	13MM
107	981325-4880	WASHER; SWIVEL LEVER, GOV		9710-			AR
108	115729-3010	COLLAR; SWIVEL LEVER, GOV		9710-		1	
109	115729-0990	SHIM; SWIVEL LEVER, GOV		9710-		1	
109	981325-1730	SHIM; SWIVEL LEVER, GOV		9712-			AR
110	115729-0980	SEAL; OIL, SWIVEL LEVER, GOV		9710-		1	
111	897024-2390	BUSHING; SWIVEL LEVER, GOV		9710-		1	
111	897024-2400	BUSHING; SWIVEL LEVER, GOV		9710-		1	
112	981321-2050	GASKET; SWIVEL LEVER, GOV		9710-		2	
113	909185-4150	RING; SNAP SWIVEL LEVER, GOV		9710-		2	ID=15 OD=36
125	981325-2100	CAP; STOP LEVER SPRING, GOV		9710-		1	
145(A)	894167-7920	CAP; GOV COVER, INJ PUMP		9710-		1	
145(B)	115779-5650	CAP; GOV COVER, INJ PUMP		9712-		1	
150(A)	981315-0650	ADAPTER; GOV HSG, INJ PUMP		9710-		1	
150(B)	115779-5670	ADAPTER; GOV HSG, INJ PUMP		9712-		1	
157	901900-8180	BOLT; START SPRING PLATE, GOV		9710-		1	M8X18 W/LK WASHER
160	115729-0150	GASKET; PLUG TO HSG		9710-		1	
161	115729-0380	PLUG; HSG		9710-		1	
185	981391-9060	GASKET; BUSHING, GOV COVER		9710-		1	
196	894167-7980	BRACKET; COVER		9710-		1	
238	515729-0990	GASKET; SPRING CAPSULE CAP, GOV		9710-		2	

10-113



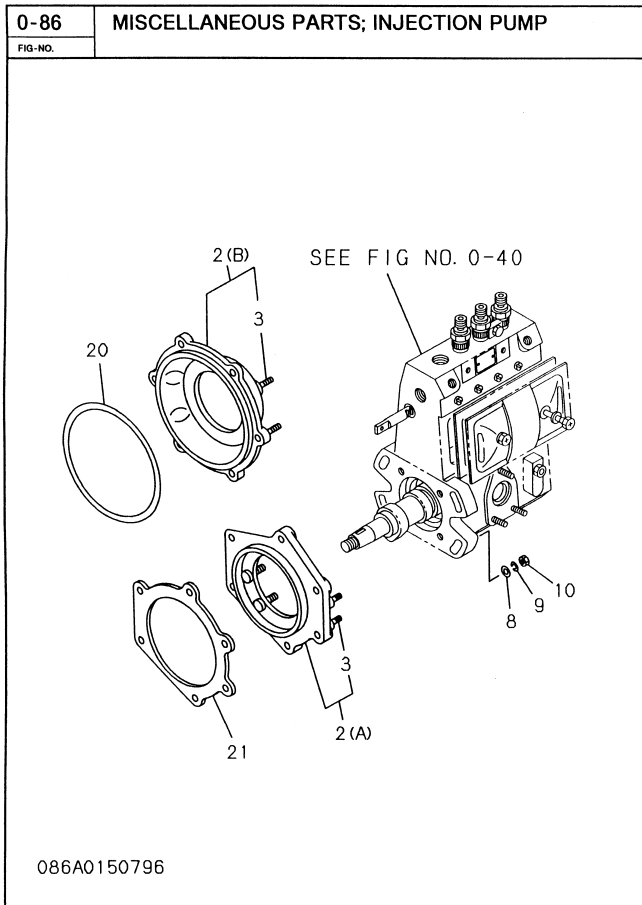
10-114

0-84		FEED PUMP; INJECTION PUMP					
Key No.	Part number	Part name	ITC	Applied date	LR	Qty	Remarks
1(A)	897016-2680	PUMP ASM; FUEL FEED, INJ PUMP		9710-		1	
2	894131-1300	PUMP; PRIMING, FUEL FEED PUMP		9710-		1	
3(A)	119623-0160	GASKET; PRIMING PUMP, FUEL FEED PUMP		9710-		1	
4	981351-7020	SPRING; VALVE, FUEL FEED PUMP		9710-		2	
5	981351-6020	VALVE; FUEL FEED PUMP		9710-		2	
7	119623-0160	GASKET; PLUG, FUEL FEED PUMP		9710-		1	
8(A)	115619-0820	BOLT; EYE, FUEL OUTLET, FEED PUMP		9710-		1	
9	115759-0010	GASKET; EYE BOLT, OUTLET, FUEL FEED PUMP		9710-		2	
10	115759-0030	ADAPTOR; EYE BOLT, FUEL FEED PUMP		9710-		1	
11(A)	515759-0270	BOLT; EYE, FUEL INLET, FEED PUMP		9710-		1	
12	115759-0010	GASKET; EYE BOLT, INL, FUEL FEED PUMP		9710-		2	
13	981355-0280	RING; SNAP, TAPPET, FUEL FEED PUMP		9710-		1	
15	515751-0120	HOUSING; FUEL FEED PUMP		9710-		1	
16	981351-2050	PISTON; FUEL FEED PUMP		9710-		1	
17	981351-3030	SPRING; PISTON, FUEL FEED PUMP		9710-		1	
18	981355-0350	GASKET; PISTON, PLUG, FUEL FEED PUMP		9710-		1	
19	897027-4310	PLUG; PISTON, SPRING, FUEL FEED PUMP		9710-		1	
28	515754-0010	TAPPET ASM, FUEL FEED PUMP		9710-		1	
29	981351-4030	ROLLER; TAPPET, FUEL FEED PUMP		9710-		1	
30	981351-4100	PIN; TAPPET, ROLLER, FEED PUMP		9710-		1	
31	115759-0020	GUIDE; TAPPET, FUEL FEED PUMP		9710-		1	

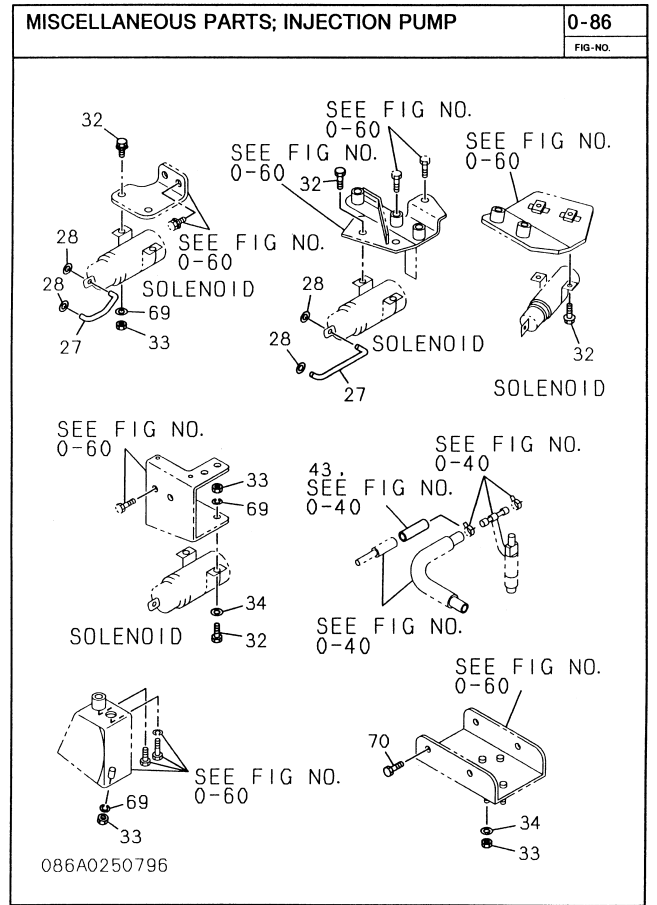


0-85	AUTO TIMER; INJECTION PUMP						
FIG. NO.							
Key No.	Part number	Part name	ITC	Applied date	LR	Qty	Remarks
3	894324-3391	GEAR; DRIVE. INJ PUMP		9710-		1	

10-115

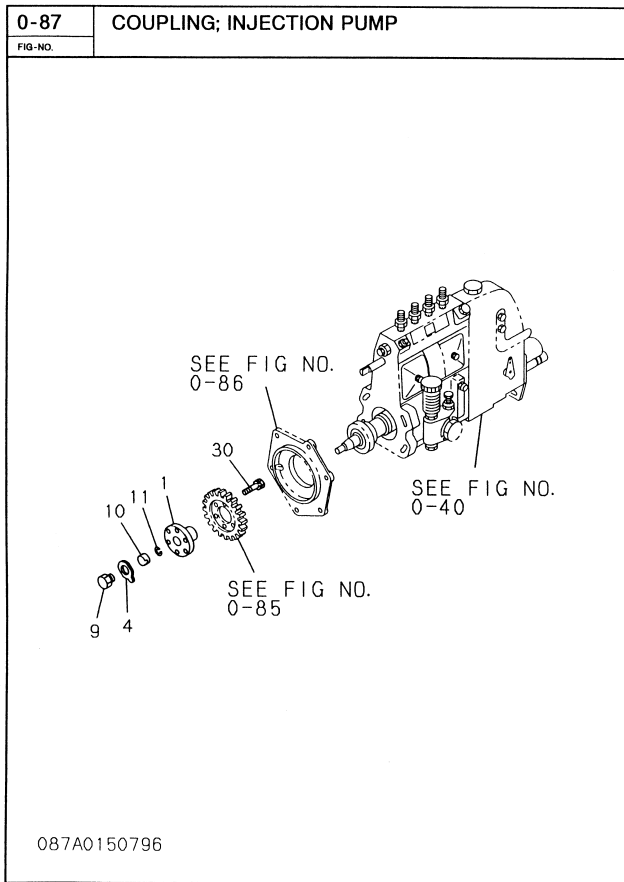


10-116

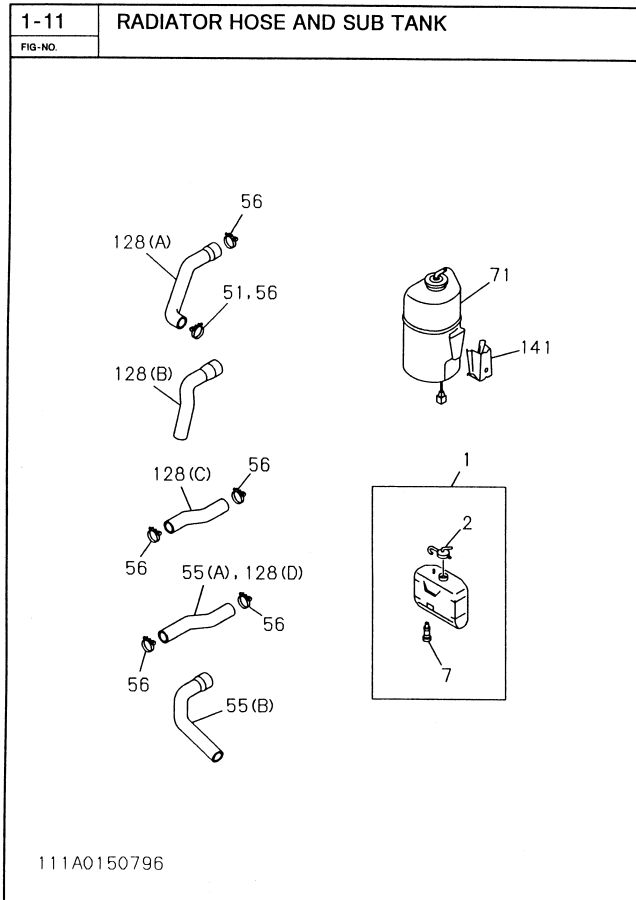


0-86		MISCELLANEOUS PARTS; INJECTION PUMP					
FIG-NO.							
Key No.	Part number	Part name	ITC	Applied date	LR	Qty	Remarks
2(B)	894416-8610	BRACKET; HSG & TIMER, INJ PUMP		9503-		1	
3	904101-0300	STUD; HSG BRKT, INJ PUMP		9503-		4	M10X30 L=45
8	909164-5100	WASHER; PL, HSG BRKT, INJ PUMP		9503-		4	ID=10
9	909150-6100	WASHER; LK, HSG BRKT, INJ PUMP		9503-		4	ID=10
10	515639-0020	NUT, HSG BRKT, INJ PUMP		9503-		4	
20	894109-7070	GASKET; INJ PUMP		9503-		1	
27	894448-0030	ROD; LINK		9503-		1	
28	909160-5050	WASHER; PL		9503-		2	ID=5
32	050140-6180	BOLT; FUEL CUT VALVE, INJ PUMP		9503-		2	M6X18 WWASHER

10-117

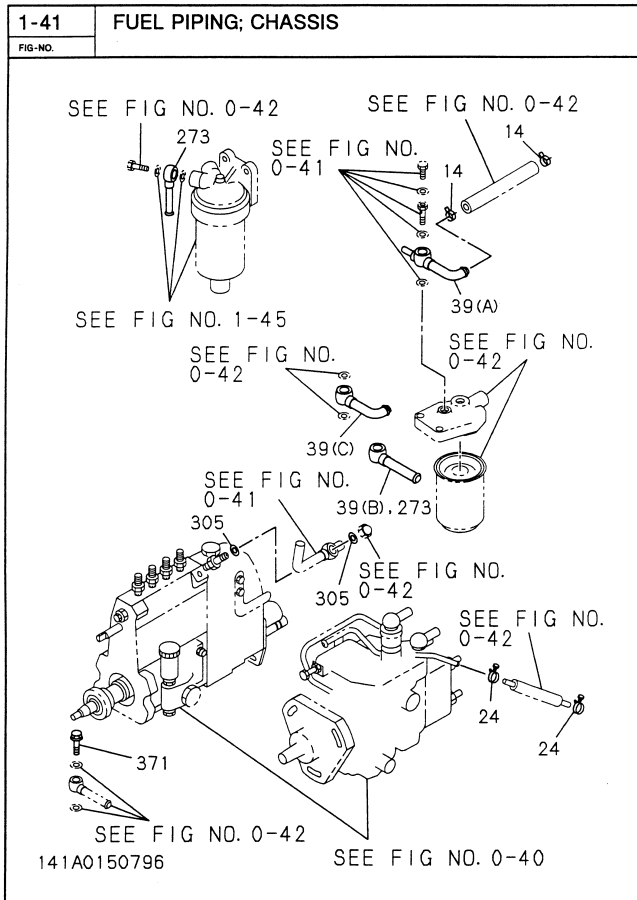


0-87	COUPLING; INJECTION PUMP						
FIG-NO.							
Key No.	Part number	Part name	ITC	Applied date	LR	Qty	Remarks
1	897160-5950	COUPLING; INJ PUMP DRIVE		9503-		1	
4	509539-0020	PLATE; LK; COUPLING FIX; INJ PUMP		9503-		1	
9	909662-0070	BOLT; PLATE TO COUPLING; INJ PUMP		9503-		1	
10	988410-5020	NUT; PLATE TO COUPLING; INJ PUMP		9503-		1	
11	515619-0480	WASHER; PLATE TO COUPLING; INJ PUMP		9503-		1	
30	894457-5170	BOLT; GEAR TO COUPLING		9503-		6	



1-11	RADIATOR HOSE AND SUB TANK						
FIG-NO.							
Key No.	Part number	Part name	ITC	Applied date	LR	Qty	Remarks
1	894440-9690	TANK; SURGE, RAD		9503-		1	
2	894449-3630	CAP; SURGE TANK		9503-		1	
7	582480-0020	SWITCH ASM; TANK		9503-		1	

61-1-01



10-120

1-41	FUEL PIPING; CHASSIS						
FIG-NO.	Part number	Part name	ITC	Applied date	LR	Qty	Remarks
14	109707-0111	CLIP; HOSE		9503-		2	
39(A)	894441-5921	PIPE; FUEL		9503-		1	
305	909572-0140	GASKET; FUEL PIPE		9503-		2	

INDEX

NUMERICAL

Engine for TL126 A-4JB1PAA10 (ISUZU)

部品番号 Part number	ページ Page	符号 Item	部品番号 Part number	ページ Page	符号 Item	部品番号 Part number	ページ Page	符号 Item
001209-1800	10-102	157	115729-2990	10-112	79	515619-1560	10-111	48
028080-6120	10-87	58	115729-3010	10-113	108	515625-0010	10-111	176
028080-8200	10-94	25	115729-8910	10-112	17	515629-0150	10-111	107
	10-95	71	115729-8920	10-112	17		10-111	162
028080-8250	10-89	144	115729-8930	10-112	17	515629-0160	10-111	107
028080-8300	10-87	60(B)	115759-0010	10-111	117		10-111	162
028080-8600	10-87	60(B)		10-114	9	515629-0170	10-111	107
	10-87	60(B)		10-114	12		10-111	162
028080-8700	10-93	44	115759-0020	10-114	31	515629-0180	10-111	107
028081-0500	10-89	126	115759-0030	10-114	10		10-111	162
028085-8120	10-107	16(A)	115779-0400	10-112	42	515629-0190	10-111	107
028680-8200	10-78	13(B)	115779-0930	10-112	5		10-111	162
	10-99	87(A)	115779-0940	10-112	11	515629-0200	10-111	107
028680-8250	10-78	13(A)	115779-5080	10-113	93(E)		10-111	162
	10-81	28(A)	115779-5650	10-113	145(B)	515629-0380	10-111	107
028680-8300	10-103	328	115779-5670	10-113	150(B)		10-111	162
	10-93	44	115779-5850	10-113	94	515629-0450	10-111	8
	10-93	50	119623-0160	10-114	3(A)	515629-0900	10-111	107
028681-0250	10-89	59(A)		10-114	7		10-111	162
028681-0300	10-78	13(A)	182410-0082	10-79	45(D)	515637-0020	10-111	109
028681-0350	10-101	45	509000-0690	10-83	28	515639-0020	10-117	10
028681-0400	10-107	153	509000-0841	10-83	204	515641-0010	10-111	14
028781-2350	10-107	4	509000-2270	10-87	211(A)	515643-0010	10-111	9
050040-6120	10-105	219(A)	509000-2732	10-85	58	515643-0090	10-111	63
050040-6160	10-81	23(E)	509409-0160	10-85	88	515644-0170	10-111	6
050040-8160	10-83	11	509503-1270	10-85	59	515725-0500	10-112	37
050040-8200	10-87	36	509539-0020	10-118	4	515729-0270	10-112	3
	10-99	87(A)	509600-0130	10-78	7(B)	515729-0330	10-112	8(C)
050040-8220	10-105	124		10-79	22	515729-0340	10-112	15(C)
050040-8300	10-90	15	509605-0050	10-93	14(C)	515729-0530	10-113	96
050040-8350	10-95	96(A)		10-93	28	515729-0540	10-112	8(B)
050040-8450	10-87	36	509623-0020	10-105	28	515729-0990	10-113	238
050041-0220	10-88	20(B)	509625-0790	10-87	103	515729-1230	10-113	90(C)
050041-0280	10-88	20(B)	509675-0181	10-105	2(A)	515729-2090	10-113	93(F)
050041-0300	10-87	211(B)	509800-0380	10-111	105	515729-2860	10-112	17
050041-2300	10-87	211(B)		10-111	114	515729-2870	10-112	17
050041-4250	10-88	20(B)	509800-0870	10-109	3(B)	515729-3720	10-112	18
050140-6180	10-117	32	511129-0030	10-79	97(C)	515751-0120	10-114	15
050140-8000	10-81	28(A)	511129-0060	10-78	7(D)	515754-0010	10-114	28
050140-8180	10-99	118		10-79	40	515759-0270	10-114	11(A)
050140-8250	10-104	7	511219-0080	10-79	23(A)	519619-0490	10-111	51
050141-0250	10-99	87(B)	511219-0150	10-79	23(C)		10-112	13
109044-0711	10-92	36	511219-0170	10-79	21(B)	581129-0690	10-108	32
109468-0021	10-101	54	511219-0180	10-79	21(A)	581129-2940	10-108	85
109600-0051	10-78	7(A)		10-79	97(B)	581211-0580	10-109	22
	10-79	23(B)	511321-0090	10-87	57	581213-0430	10-109	17
109600-0112	10-78	7(C)	511721-0160	10-78	4	581214-1310	10-109	1
109605-0500	10-79	15(A)	512235-0090	10-85	86	581214-1320	10-109	11
109623-0130	10-111	33	512519-0021	10-83	45	581215-0400	10-109	29
109623-0520	10-111	7		10-83	106(B)	581215-0460	10-109	10
109623-2350	10-81	3	512563-0010	10-83	71(A)	581219-0360	10-109	6
109707-0111	10-120	14	512565-0040	10-83	65	581221-0630	10-109	2
111760-1860	10-81	2(A)	513212-0751	10-101	21	581222-0770	10-109	19
115619-0030	10-111	75	513660-3080	10-95	1(A)	581229-0290	10-109	15(D)
115619-0240	10-111	155	515411-2231	10-102	189	581229-1650	10-109	24(B)
115619-0820	10-111	118	515619-0010	10-111	181	581229-1660	10-109	24(A)
	10-114	8(A)	515619-0020	10-111	181	581229-1820	10-109	21
115619-2820	10-112	60(A)	515619-0030	10-111	181	581229-1830	10-109	21
	10-112	60(A)	515619-0040	10-111	181	581262-0050	10-109	48
	10-112	60(B)	515619-0050	10-111	181	581270-0040	10-109	75
115622-0030	10-111	72	515619-0070	10-111	181	581410-0235	10-78	10
115629-0010	10-111	71	515619-0080	10-111	181	582410-0122	10-79	45(A)
115639-0030	10-111	167	515619-0090	10-111	181	582480-0020	10-119	7
115639-0880	10-111	107	515619-0100	10-111	181	587811-3946	10-76	2
	10-111	162	515619-0110	10-111	181	587813-3120	10-79	2
115649-0010	10-111	10	515619-0120	10-111	181	587813-3130	10-79	2
115721-0140	10-112	7	515619-0130	10-111	181	587813-3140	10-79	2
115721-0230	10-112	59	515619-0150	10-111	181	587813-3150	10-79	2
115721-1040	10-112	2	515619-0250	10-111	181	587813-5580	10-76	1
115722-0170	10-112	12	515619-0260	10-111	181	891325-3970	10-112	4
115723-2190	10-112	34	515619-0270	10-111	181	894109-6811	10-94	2(B)
115725-0110	10-112	23	515619-0340	10-111	181	894109-7061	10-83	104
115725-0150	10-112	21	515619-0350	10-111	181	894109-7070	10-117	20
115725-0170	10-112	28	515619-0360	10-111	181	894109-9131	10-83	109
115729-0150	10-113	160	515619-0370	10-111	181	894110-4801	10-83	10
115729-0380	10-113	161	515619-0390	10-111	107	894110-5600	10-92	37
115729-0920	10-113	103		10-111	162	894121-1130	10-91	45(B)
115729-0980	10-113	110	515619-0410	10-111	69	894122-0521	10-88	2(G)
115729-0990	10-113	109	515619-0440	10-111	127	894123-6531	10-77	5
115729-1010	10-112	40	515619-0480	10-118	11	894127-7974	10-83	1
115729-2790	10-112	41	515619-1060	10-111	181	894130-0211	10-79	140
115729-2940	10-112	79	515619-1070	10-111	181	894130-5580	10-78	5(A)
115729-2950	10-112	79	515619-1080	10-111	181	894130-5590	10-78	5(B)
115729-2960	10-112	79	515619-1090	10-111	181	894131-1300	10-114	2
115729-2970	10-112	79	515619-1100	10-111	181	894133-2075	10-77	4
115729-2980	10-112	79	515619-1360	10-111	82(C)	894133-2751	10-83	4

Engine for TL126 A-4JB1PAA10 (ISUZU)

部品番号 Part number	ページ Page	符号 Item	部品番号 Part number	ページ Page	符号 Item	部品番号 Part number	ページ Page	符号 Item
894133-7312	10-83	71(B)	894410-4072	10-85	12(E)	897049-7080	10-103	2(B)
894133-9690	10-85	126	894416-8610	10-117	2(B)	897065-9830	10-103	321(A)
894136-8990	10-108	19	894419-4550	10-85	85	897065-9841	10-85	40(A)
894136-9000	10-108	20	894419-6021	10-85	35	897066-7411	10-89	7
	10-108	50	894422-3260	10-92	32	897081-7421	10-77	1
894136-9010	10-108	22	894422-6000	10-79	137(A)	897084-7070	10-108	31
894139-7581	10-83	107	894423-7560	10-107	2(A)	897084-8770	10-107	1
894140-1171	10-87	49(A)	894424-1421	10-102	107	897109-2161	10-90	2(A)
894141-9371	10-83	111	894424-1430	10-102	119	897116-0290	10-99	140
894142-1561	10-85	38	894427-2012	10-79	25(B)	897116-0320	10-99	140
894143-2020	10-83	88	894427-2062	10-79	25(A)	897116-0330	10-99	140
894143-4790	10-101	58	894427-3602	10-92	7	897116-0340	10-99	140
894144-5880	10-113	101	894427-5012	10-99	30	897116-0350	10-99	140
894147-5330	10-90	1(A)	894427-8480	10-113	91	897116-0360	10-99	140
894152-2831	10-83	81	894428-5382	10-88	2(C)	897116-0370	10-99	140
894152-3440	10-83	78	894428-7954	10-81	27	897116-0380	10-99	140
894152-3451	10-83	84	894428-7960	10-81	1(E)	897116-0390	10-99	140
894152-3460	10-83	53	894428-7983	10-104	1(A)	897116-0400	10-99	140
894152-3530	10-99	28	894428-7993	10-87	1(D)	897116-0410	10-99	140
894152-9051	10-99	80(A)	894428-8110	10-101	20(A)	897116-0420	10-99	140
894153-7231	10-78	11	894428-8120	10-93	2(A)	897116-0430	10-99	140
894155-3602	10-87	54(B)	894429-4230	10-85	56(B)	897116-0440	10-99	140
894161-8410	10-95	36	894430-0000	10-99	68(B)	897117-2420	10-87	32(B)
894167-7860	10-111	46	894430-0010	10-99	68(A)	897118-6980	10-87	65
894167-7920	10-113	145(A)	894431-5230	10-78	1	897118-7680	10-77	69
894167-7980	10-113	196	894432-6420	10-79	8	897120-3070	10-78	105
894167-8820	10-103	16(A)	894433-3020	10-83	85	897120-9310	10-81	42(C)
894167-8830	10-103	69	894433-3030	10-83	226	897120-9330	10-81	42(B)
894167-8840	10-103	70	894433-3040	10-83	87	897125-6000	10-107	89(B)
894167-8850	10-103	70	894433-4270	10-99	59	897134-5240	10-99	31
894167-8860	10-103	70	894433-7171	10-99	61	897134-5250	10-99	33
894168-5520	10-85	7	894434-0711	10-94	170(A)	897146-8130	10-111	19
894170-1231	10-105	1	894434-8271	10-105	26	897160-5950	10-118	1
894171-1090	10-111	74	894435-5610	10-108	16	897160-7060	10-105	121(B)
894171-1100	10-111	80	894435-5620	10-108	23	897171-3310	10-99	66
894173-4300	10-77	75	894435-5630	10-108	7	897176-6830	10-79	4
894174-1390	10-99	46	894435-5660	10-108	9	897176-6840	10-79	4
894174-1410	10-99	44	894435-5670	10-108	43	897176-6850	10-79	4
894174-1830	10-99	47	894435-5690	10-108	2	897176-6860	10-79	4
894174-1840	10-99	35	894435-5700	10-108	45	897176-6870	10-79	4
894174-6120	10-78	12	894435-5710	10-108	28	897176-6880	10-79	4
894178-0810	10-92	3	894435-5720	10-108	51	897176-6890	10-79	4
894202-4563	10-77	27	894437-3976	10-79	1	897176-6900	10-79	4
894214-9620	10-93	1	894438-3050	10-83	89	897176-8500	10-85	63
894224-8290	10-92	40	894440-9690	10-119	1	897176-8510	10-85	63
894228-4360	10-108	17(A)	894441-5921	10-120	39(A)	897177-5160	10-107	148(D)
894228-4370	10-108	17(B)	894441-8410	10-113	105(B)	897179-6700	10-113	104(C)
894228-4390	10-108	41	894442-2250	10-99	32	897180-5560	10-107	293
894228-4480	10-108	9	894443-6620	10-85	1	897184-2640	10-95	80(C)
894228-4490	10-108	9	894448-0030	10-117	27	897191-2791	10-99	1(A)
894228-4500	10-108	73	894449-3630	10-119	2	897204-1480	10-112	1(B)
894235-3690	10-87	175	894450-3880	10-96	1	897213-6680	10-99	214
894242-0640	10-108	21	894452-0910	10-92	25	900090-1810	10-109	3(A)
894242-0710	10-108	27(C)	894453-3411	10-107	177	900090-6770	10-111	105
894247-3551	10-78	3	894453-3440	10-79	13		10-111	114
894247-8671	10-85	68	894453-7620	10-85	42	900813-0230	10-112	43(A)
894247-8751	10-83	5	894454-1990	10-105	65	901900-6140	10-111	130
894250-1630	10-92	18	894454-4790	10-85	83	901900-6160	10-112	60(C)
894250-1720	10-89	336	894457-5170	10-118	30		10-113	87
894250-5140	10-79	97(A)	894462-1371	10-103	2(A)	901900-8180	10-113	157
894250-6151	10-91	65	894468-5170	10-81	8(B)	901900-8250	10-104	43(A)
894252-5361	10-83	69	894471-3581	10-79	63	903910-4080	10-91	134(A)
894254-6011	10-93	49(D)	894473-9670	10-99	136	904101-0300	10-117	3
894312-7230	10-99	43	897011-0740	10-89	50(C)	904110-8220	10-92	42
894318-4074	10-87	2(A)	897011-4882	10-89	1(A)	904110-8250	10-78	9
894322-7941	10-92	4	897011-6850	10-101	1(A)	904110-8350	10-78	14
894324-1590	10-85	73	897011-6860	10-101	29	904110-8400	10-81	30
894324-3350	10-85	28	897012-8360	10-111	88	908000-7180	10-83	14
894324-3360	10-83	9	897015-5151	10-81	28(B)	908030-7430	10-85	31
894324-3391	10-115	3	897016-1010	10-90	172(A)	908151-0200	10-79	61(A)
894326-4390	10-99	50	897016-2680	10-114	1(A)		10-87	38
894328-2170	10-83	112	897017-7871	10-99	16(A)	908161-0320	10-79	50(A)
894329-6220	10-103	265	897017-7881	10-99	17(A)	909110-4080	10-107	23(A)
894329-6921	10-85	84(A)	897017-7891	10-99	18(A)		10-81	29
894331-5340	10-112	78(C)	897017-7901	10-99	19(A)		10-90	18
894332-3270	10-78	2	897021-4990	10-111	1(A)	909110-5080	10-89	20
894338-0790	10-104	76	897021-5000	10-111	50	909110-5100	10-102	152
894338-8480	10-92	2(B)	897022-5710	10-89	60	909111-4080	10-107	7(A)
894365-6741	10-93	64	897024-2390	10-113	111	909111-5080	10-83	83
894365-6751	10-93	66(A)	897024-2400	10-113	111	909111-5100	10-79	450
894365-6762	10-94	37	897027-4310	10-114	19	909150-5080	10-107	18
894371-7120	10-107	252	897037-1581	10-91	43		10-107	292
894379-7141	10-78	168(A)	897039-5370	10-112	46(C)		10-89	146
894386-5960	10-111	73(B)	897044-1120	10-104	160		10-90	111
894410-0270	10-113	93(G)	897045-3220	10-81	16		10-92	28
894410-4040	10-101	40	897046-4250	10-112	45	909150-5100	10-87	289

Engine for TL126 A-4JB1PAA10 (ISUZU)

部品番号 Part number	ページ Page	符号 Item	部品番号 Part number	ページ Page	符号 Item	部品番号 Part number	ページ Page	符号 Item
909150-6100	10-117	9	999202-3120	10-87	220			
909160-5050	10-117	28	999202-3140	10-79	200			
909160-5080	10-107	17	999202-3160	10-79	199			
	10-95	19	999202-3200	10-81	4			
909160-7080	10-87	82(B)						
909164-0100	10-83	94						
909164-5100	10-117	8						
909164-7080	10-95	175						
909180-0190	10-83	56						
909185-4040	10-112	25						
	10-96	305						
909185-4150	10-113	113						
909202-3080	10-101	103(A)						
909571-3160	10-93	111						
909571-4080	10-101	66						
909571-4120	10-87	180						
909571-4140	10-79	218						
909571-4160	10-79	303						
909572-0080	10-105	116						
909572-0100	10-111	89						
909572-0140	10-101	30						
	10-102	239						
	10-120	305						
909606-5350	10-79	53						
909630-0200	10-89	225						
909661-0050	10-93	14(B)						
909662-0070	10-118	9						
909715-0531	10-94	148						
909814-0141	10-92	58						
909878-5970	10-79	452						
909902-2380	10-79	96						
909906-3251	10-102	209						
912626-0050	10-83	55						
913113-20771	10-104	35(A)						
913140-1200	10-104	51(A)						
913143-0100	10-104	46						
913639-0010	10-92	66						
913642-0770	10-95	38						
915419-0721	10-99	113(B)						
981215-1150	10-111	79						
981215-1440	10-111	148						
981221-2230	10-111	68						
981222-2200	10-111	70						
981225-0330	10-111	107						
	10-111	162						
981225-0470	10-111	49						
	10-111	159						
981225-0570	10-111	177						
981225-0580	10-111	58						
981235-0030	10-111	178						
981235-0150	10-111	62						
981235-0170	10-111	126						
981235-0210	10-111	64						
981235-0420	10-111	181						
981235-0430	10-111	181						
981235-0440	10-111	181						
981235-0450	10-111	181						
981315-0650	10-113	150(A)						
981321-2050	10-113	112						
981322-2350	10-112	24						
981325-0300	10-113	106						
981325-0620	10-113	99						
981325-0860	10-112	16						
981325-0880	10-112	17						
981325-1730	10-113	109						
981325-2100	10-113	125						
981325-4290	10-112	86						
981325-4880	10-113	107						
981325-5510	10-112	17						
981325-5520	10-112	17						
981325-5530	10-112	17						
981351-2050	10-114	16						
981351-3030	10-114	17						
981351-4030	10-114	29						
981351-4100	10-114	30						
981351-6020	10-114	5						
981351-7020	10-114	4						
981355-0250	10-114	13						
981355-0350	10-114	18						
981391-9060	10-113	185						
981391-9070	10-112	63						
982235-0150	10-109	18						
982530-0410	10-107	38						
982931-5110	10-107	293						
988410-5020	10-118	10						
995821-2550	10-87	62						