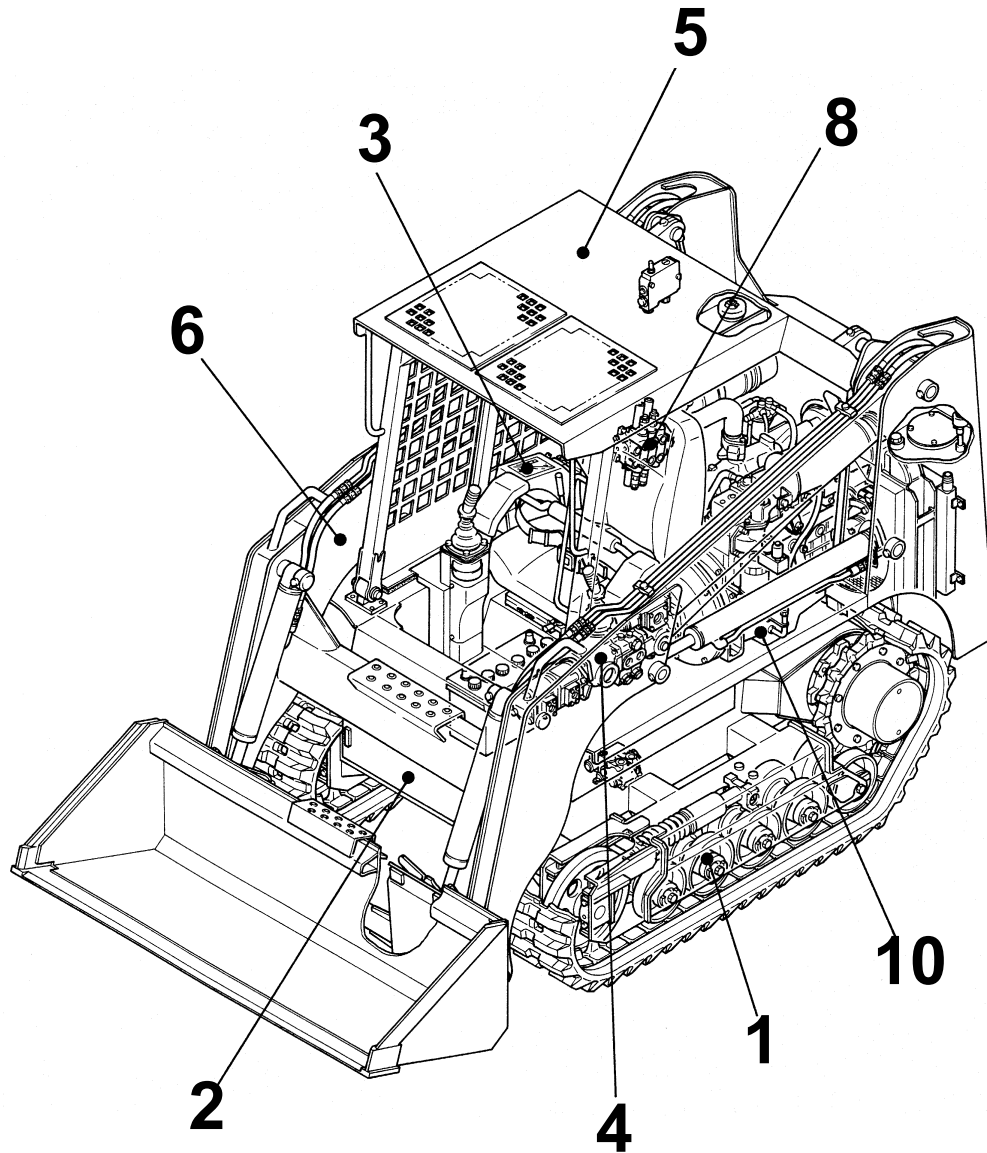


TL26

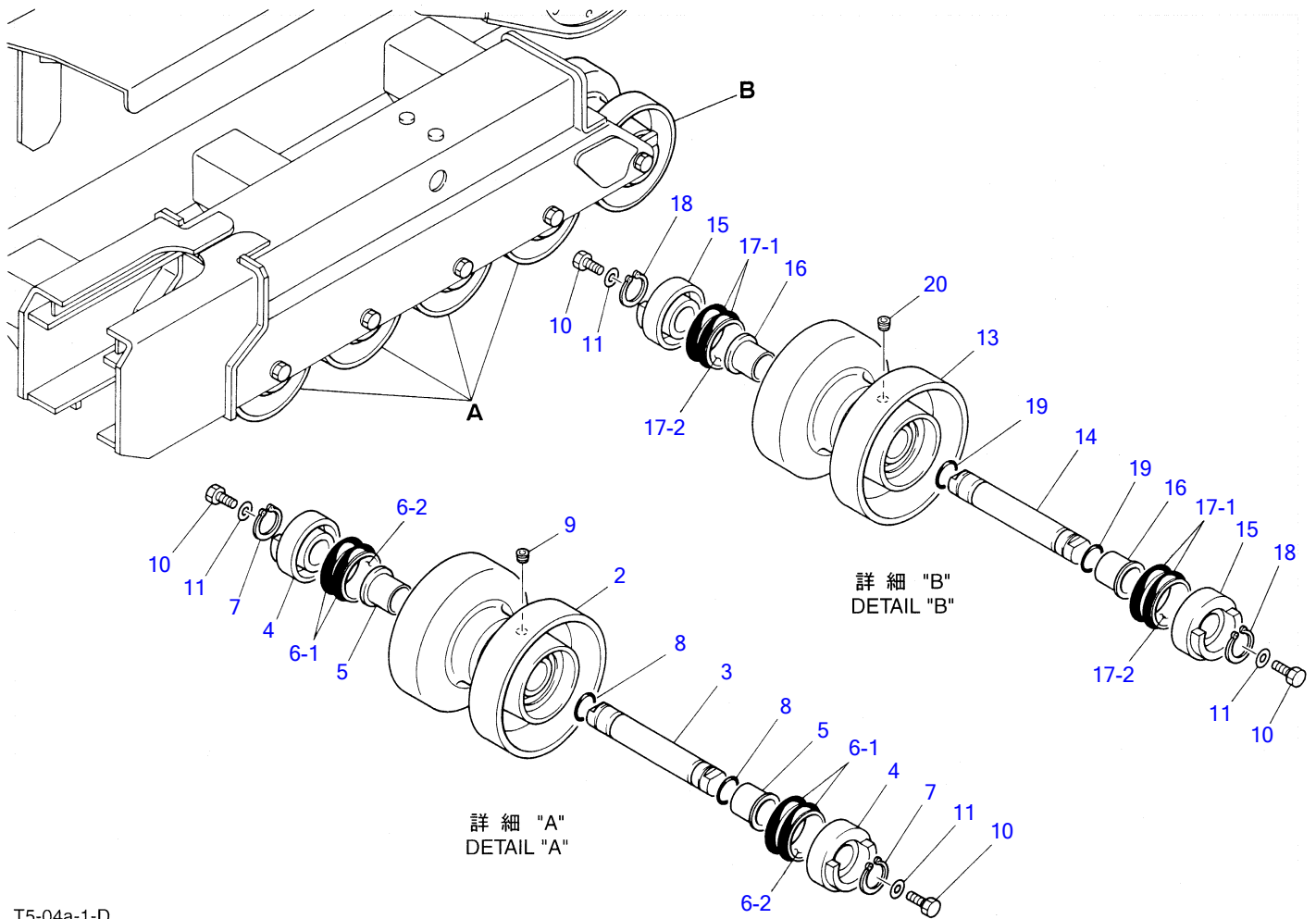
Book No.PT5-101Z5-1
Serial No.2620002-



TAKEUCHI

Item	Part number	Description	INDEX				Remarks
			Q'ty	Chan.	Serial No.	Serv.	
1		UNDERCARRIAGE					
2		MAIN FRAME & CONTROL LEVER					
3		ENGINE & ELECTRICAL SYSTEM					
4		HYDRAULIC PIPNG & TANK					
5		COVER & CAB					
6		ATTACHMENT					
7		DECAL & TOOL					
8		HYDRAULIC DEVICE					
9		NUMERICAL INDEX					
10		ENGINE(ISUZU 4JB1-PA06S,PA20)					
		ENGINE(ISUZU A-4JB1PAA10)					
		2006.07.3					

TL26 Book No. PT5-101Z5 S/N 2620002-
TRACK ROLLER (2620002~2620709)

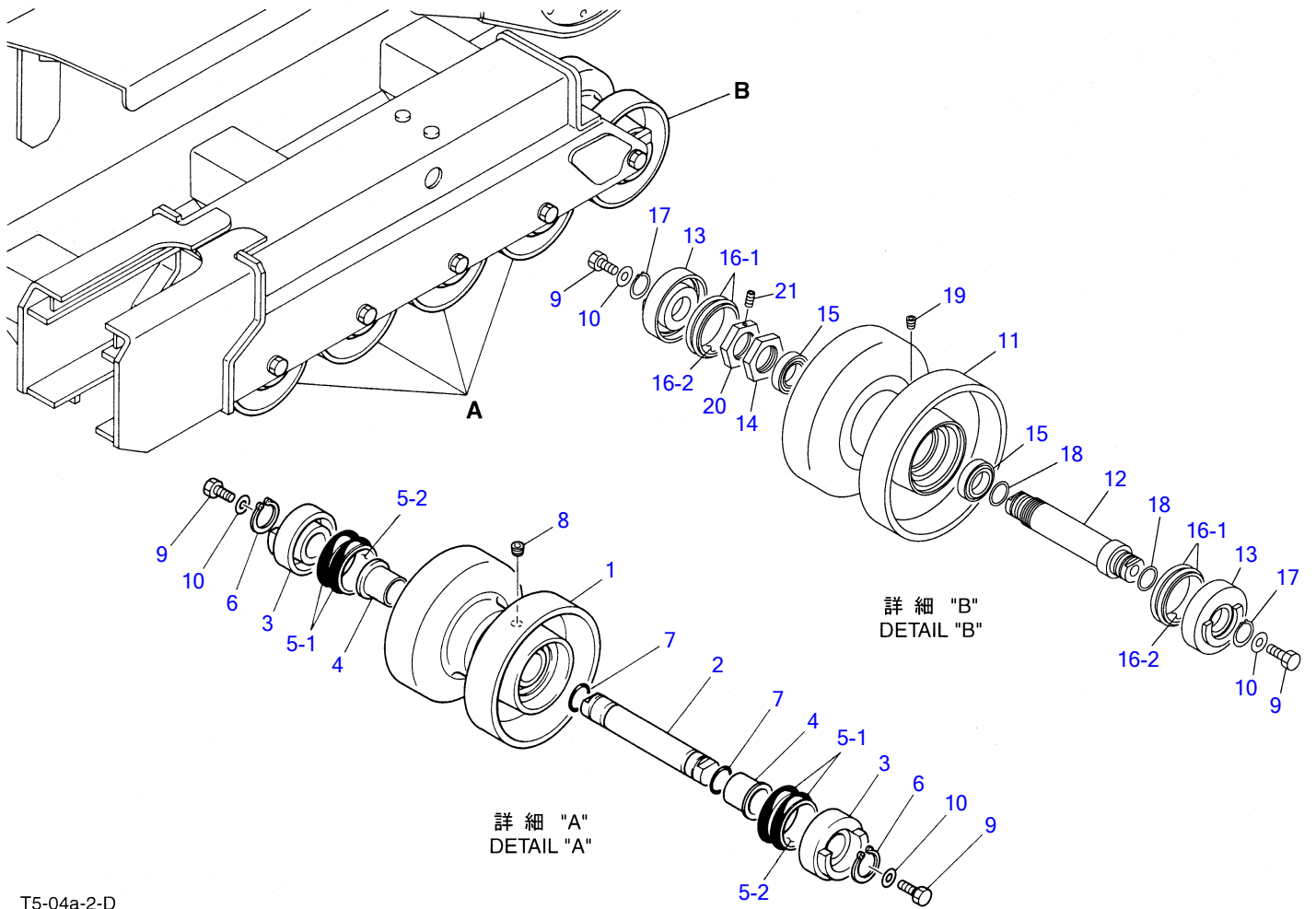


T5-04a-1-D

TRACK ROLLER (2620002~2620709)

Item	Part number	Description	Q'ty	Chan.	Serial No.	Serv.	Remarks
1	0880130000	ROLLER ASSY	8				
2	0880130010	▪ SHELL	1				
3	0860134010	▪ SHAFT	1				
4	0221240400	▪ COVER	2				
5	1333073535	▪ BUSHING	2				
6	1432500560	▪ SEAL	2				
6-1	1432500561	▪ ▪ O-RING	2				
6-2	1432500562	▪ ▪ RING, seal	2				
7	1220000035	▪ RING, snap	2				
8	1420100300	▪ O-RING	2				
9	1501810001	▪ PLUG	1				
10	1100051645	BOLT	20				
11	1141540016	WASHER	20				
12	0880131000	ROLLER ASSY	2				
13	0880131010	▪ SHELL	1				
14	0860134010	▪ SHAFT	1				
15	0221240400	▪ COVER	2				
16	0221240300	▪ BUSHING	2				
17	1432500560	▪ SEAL	2				
17-1	1432500561	▪ ▪ O-RING	2				
17-2	1432500562	▪ ▪ RING, seal	2				
18	1220000035	▪ RING, snap	2				
19	1420100300	▪ O-RING	2				
20	1501810001	▪ PLUG	1				
	T504a1L						

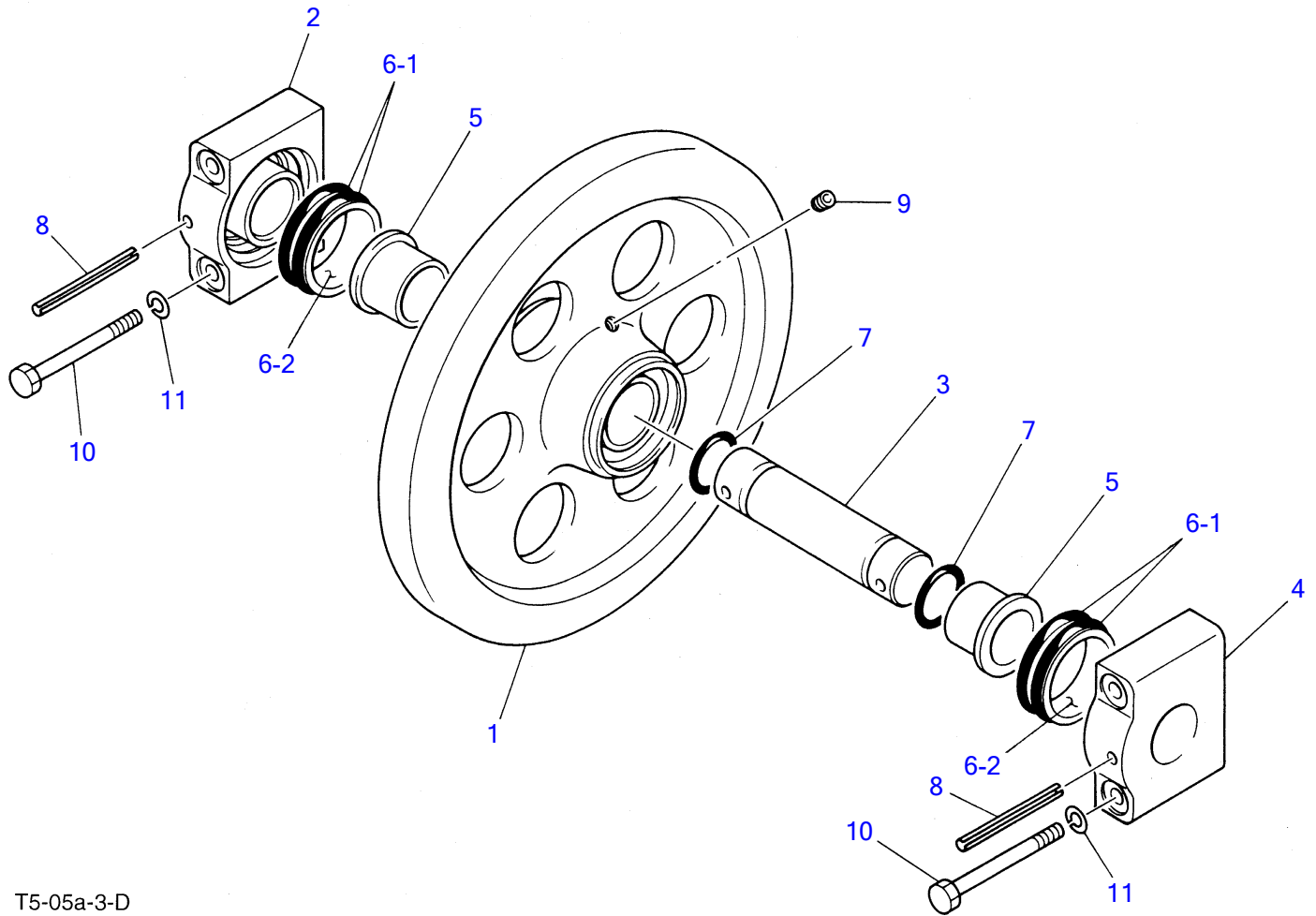
TL26 Book No. PT5-101Z5 S/N 2620002-
TRACK ROLLER (2620710~2621060)



T5-04a-2-D

TRACK ROLLER (2620710~2621060)

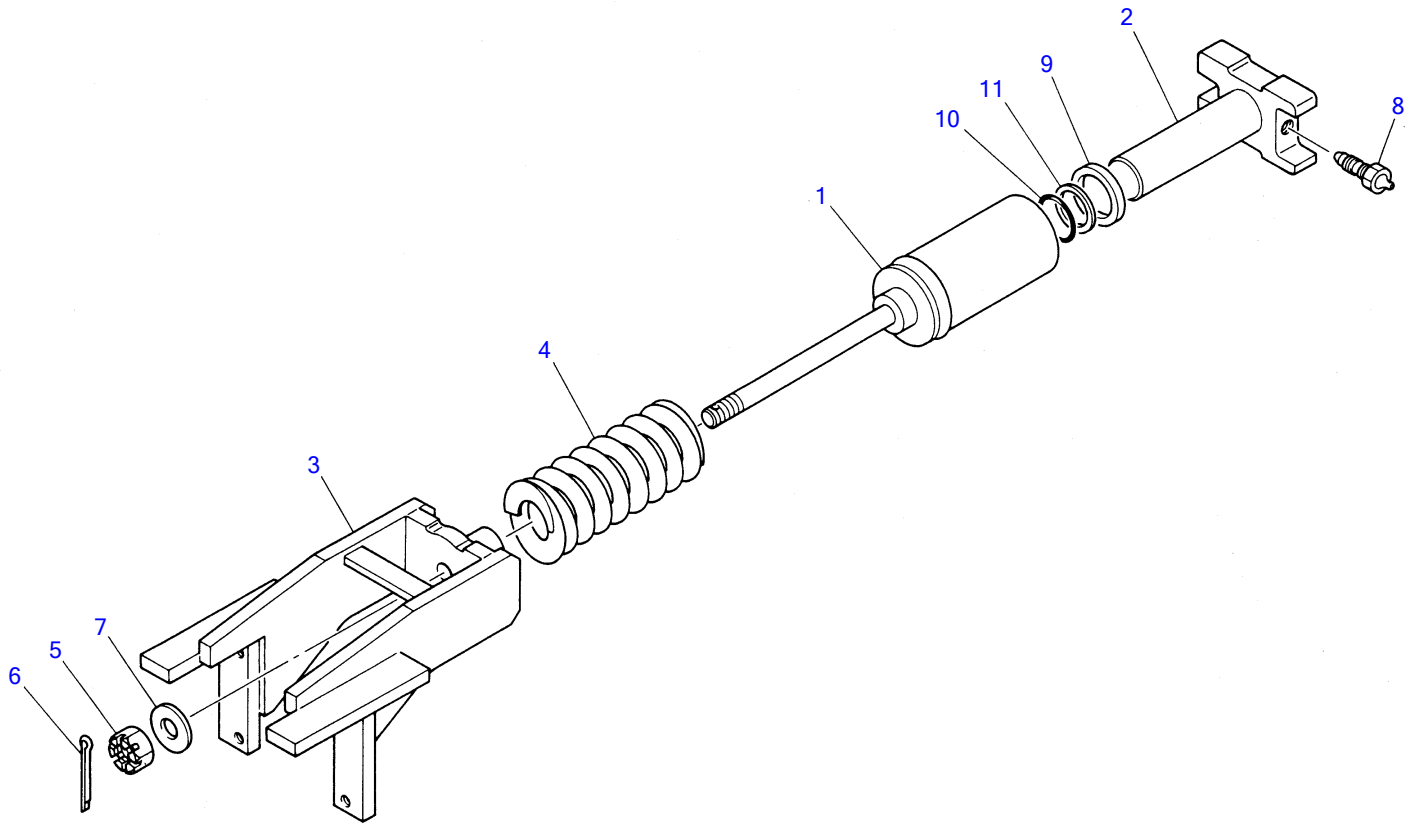
Item	Part number	Description	Q'ty	Chan.	Serial No.	Serv.	Remarks
0-1	0880130000	ROLLER ASSY	8				
1	0880130010	▪ SHELL	1				
2	0860134010	▪ SHAFT	1				
3	0221240400	▪ COVER	2				
4	1333073535	▪ BUSHING	2				
5	1432500560	▪ SEAL	2				
5-1	1432500561	▪ ▪ O-RING	2				
5-2	1432500562	▪ ▪ RING, seal	2				
6	1220000035	▪ RING, snap	2				
7	1420100300	▪ O-RING	2				
8	1501810001	▪ PLUG	1				
9	1100051645	BOLT	20				
10	1141540016	WASHER	20				
0-2	0880133100	ROLLER ASSY	2				
11	0880132200	▪ SHELL	1				
12	0880133300	▪ SHAFT	1				
13	0880132400	▪ COVER	2				
14	0880133500	▪ NUT	1				
15	1305000004	▪ BEARING	2				
16	1432500660	▪ SEAL	2				
16-1	1432500661	▪ ▪ O-RING	2				
16-2	1432500662	▪ ▪ RING, seal	2				
17	1220000035	▪ RING, snap	2				
18	1420100300	▪ O-RING	2				
19	1501810001	▪ PLUG	1				
20	0880133600	▪ NUT	1				
21	1121340608	▪ SET-SCREW	1				
	T504a2L						



T5-05a-3-D

FRONT IDLER						
Item	Part number	Description	Q'ty	Chan.	Serial No.	Serv. Remarks
0	0880140000	IDLER ASSY	2			rubber
1	0880140010	▪ IDLER	1			rubber
2	0880140020	▪ COVER (R.H.)	1			
3	0871140030	▪ SHAFT	1			
4	0880140030	▪ COVER (L.H.)	1			
5	1333064540	▪ BUSH	2			
6	1432500640	▪ SEAL	2			
6-1	1432500641	▪ ▪ O-RING	2			
6-2	1432500642	▪ ▪ RING, seal	2			
7	1420100400	▪ O-RING	2			
8	1213101000	▪ PIN, spring	2			
9	1501810001	▪ PLUG	1			rubber
10	1101141215	▪ BOLT	4			
11	1140020012	▪ WASHER, spring	4			
	T505a2L					

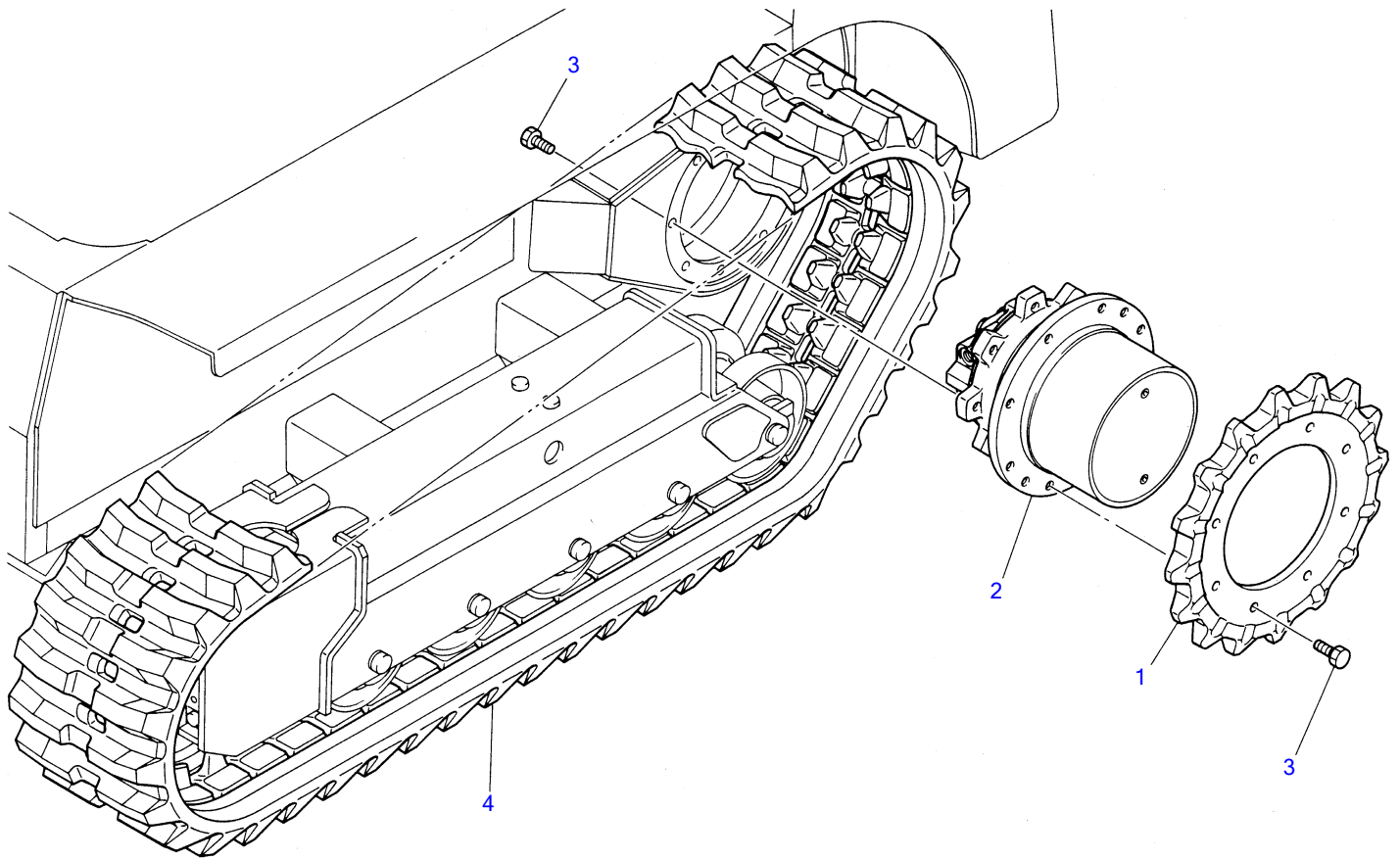
TL26 Book No. PT5-101Z5 S/N 2620002-
TRACK ADJUSTER



T5-06a-2-D

TRACK ADJUSTER

Item	Part number	Description	Q'ty	Chan.	Serial No.	Serv.	Remarks
0	0880150000	ADJUSTER ASSY	2				
1	0880150010	· CYLINDER	1				
2	0880150020	· PISTON	1				
3	0880150030	· YOKE	1				
4	0007000004	· SPRING	1				
5	1132030020	· NUT	1				
6	1210000435	· PIN, split	1				
7	1141540020	· WASHER	1				
8	1541300501	· VALVE, check	1				
9	1400402640	· SEAL, oil	1				
10	1420010450	· O-RING	1				
11	1421020450	· RING, back-up	1				
	T506a1L						

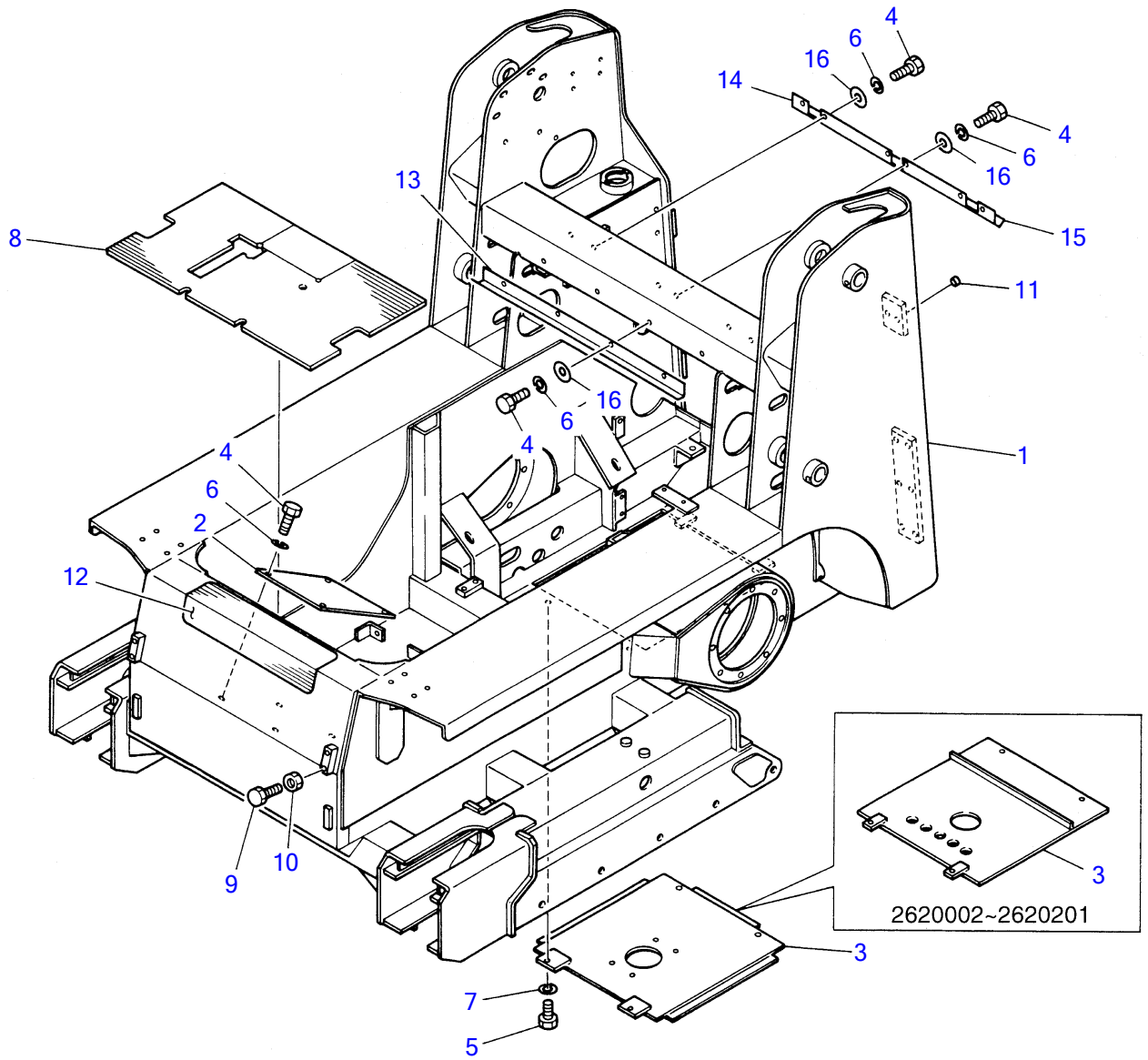


T5-07a-0-D

TRAVEL DEVICE

Item	Part number	Description	Q'ty	Chan.	Serial No.	Serv.	Remarks
1	0880160010	SPROCKET	2	(L)	0002~0023		
	0880161010	SPROCKET	2	(H)	0024~#		
	0880162100	SPROCKET	2	(H)	#~		
2	1903112300	MOTOR ASSY	2	(L)	0002~0402		
	1903117600	MOTOR ASSY	2	(H)	0403~0809		
	1903119100	MOTOR ASSY	2		0810~		
3	1100051635	BOLT	32				
4	1914060400	BELT, crawler	2	(L)	0002~#		
	1914060500	BELT, crawler	2	(H)	#~0263		
	1914060700	BELT, crawler	2	(H)	0264~#		
	1914060800	BELT, crawler	2	(H)	#~0656		96. 6~
	1914060900	BELT, crawler	2	(H)	0657~		
	T507a3L						

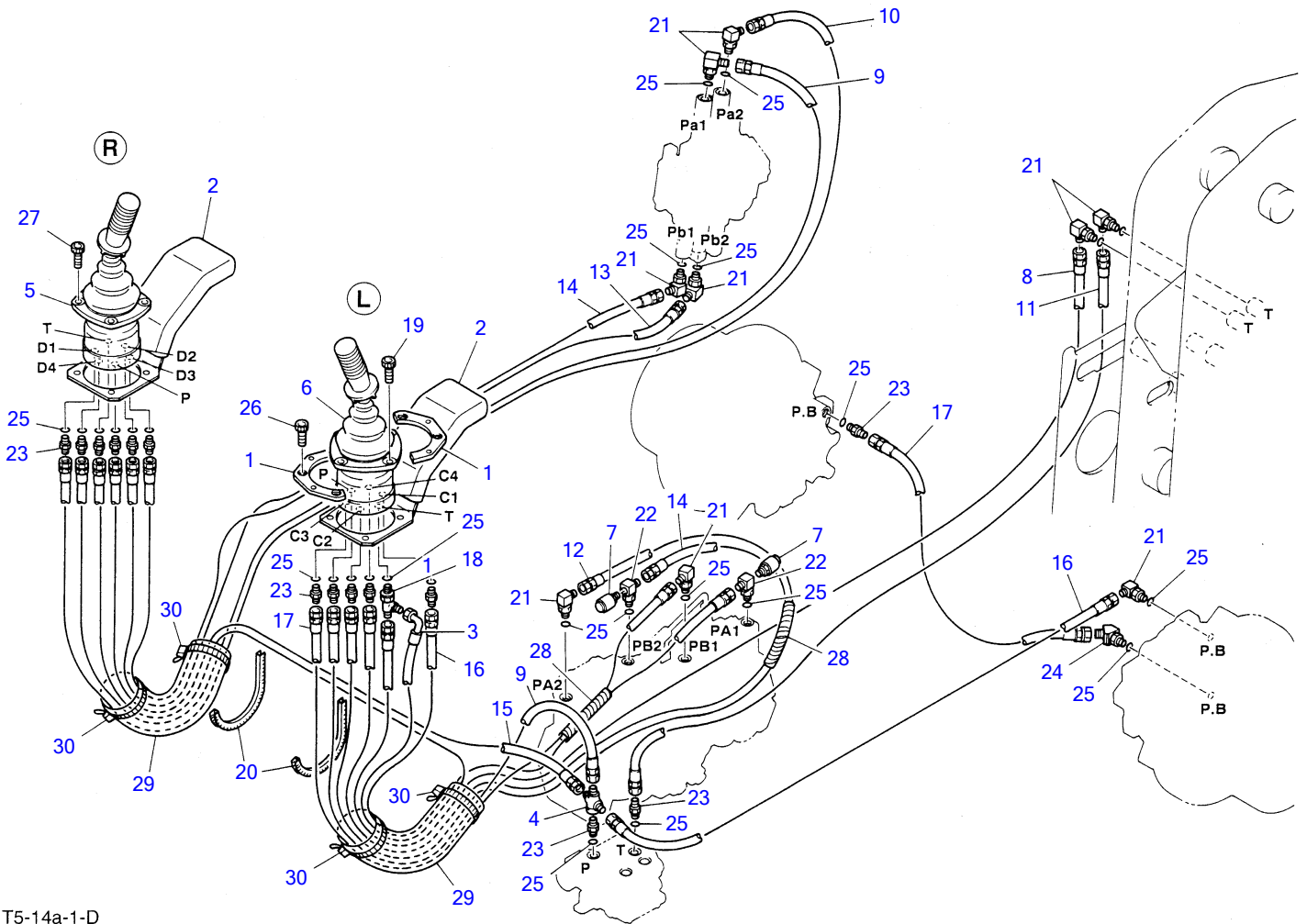
TL26 Book No. PT5-101Z5 S/N 2620002-
FRAME



T5-11a-3-D

Item	Part number	Description	FRAME			Serv.	Remarks
			Q'ty	Chan.	Serial No.		
1	X *****	FRAME	1				
2	0880300050	COVER	1				
3	0880300090	COVER	1		0002~0201		
	0880300340	COVER	1	(H)	0202~		
4	1100040816	BOLT	4		0002~0201		
	1100040816	BOLT	14		0202~		
5	1100041020	BOLT	4				
6	1140020008	WASHER, spring	4		0002~0201		
	1140020008	WASHER, spring	14		0202~		
7	1140020010	WASHER, spring	4				
8	0880300080	MAT, floor	1		0002~0201		
	0880300330	MAT, floor	1	(H)	0202~		
9	1100041835	BOLT	4				
10	1130040018	NUT	4				
11	1652533021	CAP	16				
12	0880351040	SEAT	1	(L)	0154~0789		
	0880821355	SEAT	1	(H)	0790~		
13	0880300300	PLATE	1		0202~		
14	0880300310	PLATE	1		0202~		
15	0880300320	PLATE	1		0202~		
16	1141110008	WASHER	10		0202~		
	T511a4L						

TL26 Book No. PT5-101Z5 S/N 2620002-
PIPING; OPERATION LEVER (2620002~2620148)

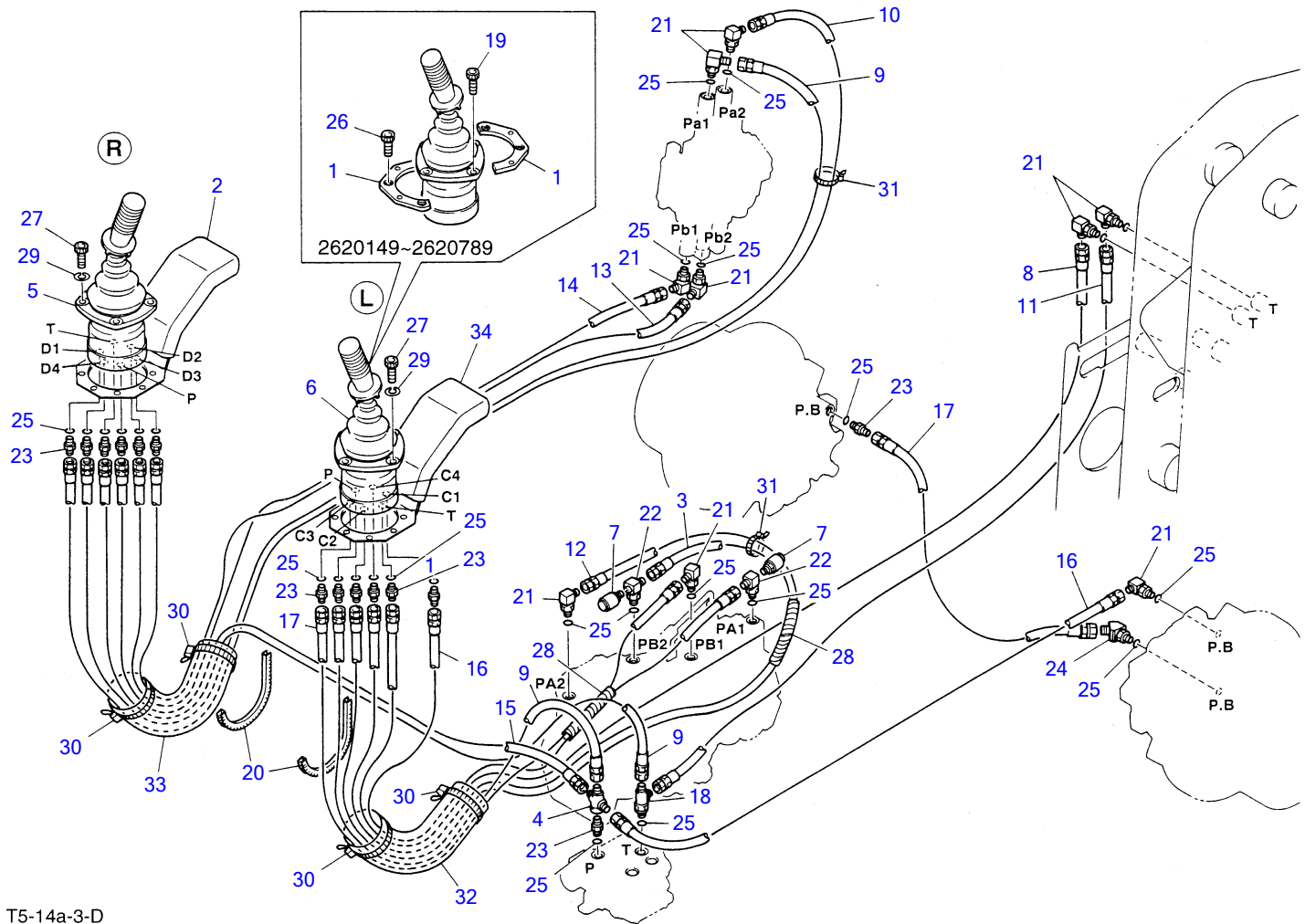


T5-14a-1-D

PIPING; OPERATION LEVER (2620002~2620148)

Item	Part number	Description	Q'ty	Chan.	Serial No.	Serv.	Remarks
1	0880710010	SPACER	2				
2	0185011900	REST, arm	2				
3	1934852120	HOSE ASSY	1				
4	0007263004	CROSS	1				
5	1901719000	VALVE, pilot (R.H.)	1				
6	1901723300	VALVE, pilot (L.H.)	1				
7	1700100015	SWITCH, pressure	2				
8	1934822195	HOSE ASSY	1				
9	1934822185	HOSE ASSY	2				
10	1934822180	HOSE ASSY	1				
11	1934822170	HOSE ASSY	1				
12	1934822140	HOSE ASSY	1				
13	1934822130	HOSE ASSY	1				
14	1934822125	HOSE ASSY	2				
15	1934822120	HOSE ASSY	1				
16	1934822110	HOSE ASSY	2				
17	1934822095	HOSE ASSY	2				
18	1512370011	TEE	1				
19	1110040620	CAP SCREW	4				
20	1653901020	MOLD	2				sold by the meter
21	1515010040	ELBOW	9				
22	1512330001	ELBOW	2				
23	1515600200	ADAPTOR	14				
24	1515100110	ELBOW	1				
25	1420010110	O-RING	27				
26	1110040616	CAP SCREW	4				
27	1110040625	CAP SCREW	4				
28	1532215090	PROTECTOR	2				sold by the meter
29	1531350050	PROTECTOR	2				sold by the meter
30	1652201007	BAND	6				
	T514a1L						

TL26 Book No. PT5-101Z5 S/N 2620002-
 PIPING; OPERATION LEVER (2620149~2620809)

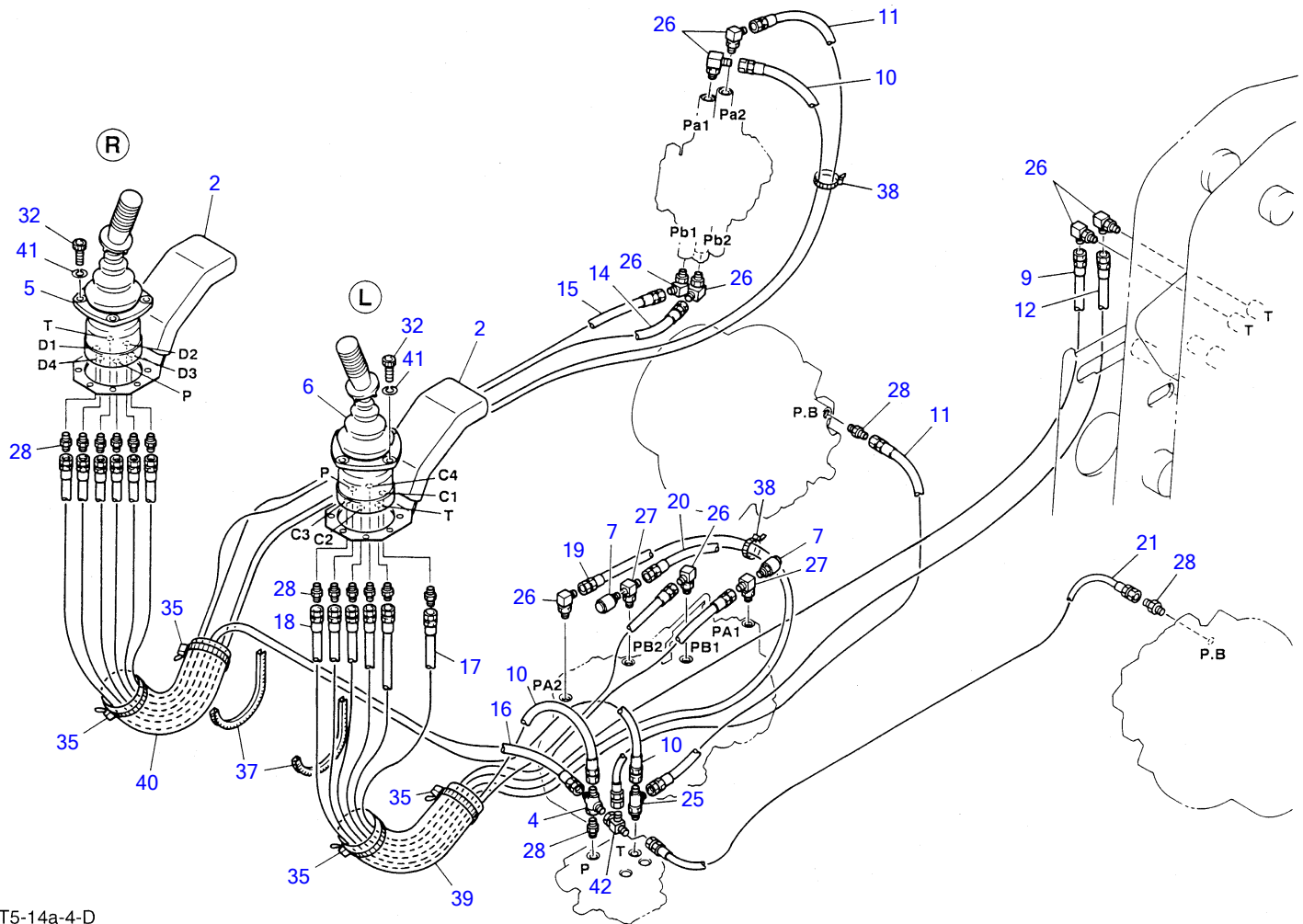


T5-14a-3-D

PIPING; OPERATION LEVER (2620149~2620809)

Item	Part number	Description	Q'ty	Chan.	Serial No.	Serv.	Remarks
1	0880710010	SPACER	2		0149~0789		
2	0185011900	REST, arm	1		0149~0789		
	0880711010	REST, arm	1		0790~		
3	1801022230	HOSE ASSY	1				
4	0007263004	CROSS	1				
5	1901719000	VALVE, pilot (R.H.)	1				
6	1901723300	VALVE, pilot (L.H.)	1				
7	1700100015	SWITCH, pressure	2				
8	1801022195	HOSE ASSY	1				
9	1801022185	HOSE ASSY	3				
10	1801022180	HOSE ASSY	1				
11	1801022170	HOSE ASSY	1				
12	1801022215	HOSE ASSY	1				
13	1801022130	HOSE ASSY	1				
14	1801022125	HOSE ASSY	1				
15	1801022120	HOSE ASSY	1				
16	1801022110	HOSE ASSY	2				
17	1801022095	HOSE ASSY	2				
18	1512370011	TEE	1				
19	1110040620	CAP SCREW	4		0149~0789		
20	1653901020	MOLD	2				
21	1515010040	ELBOW	9				
22	1512330001	ELBOW	2				
23	1515600200	ADAPTOR	14				
24	1515100110	ELBOW	1				
25	1420010110	O-RING	27				
26	1110040616	CAP SCREW	4		0149~0789		
27	1110040625	CAP SCREW	4		0149~0789		
	1110040625	CAP SCREW	8		0790~		
28	1532215090	PROTECTOR	2		0149~#		sold by the meter
29	1140020006	WASHER, spring	8		0790~		
30	1652201007	BAND	6				
31	1652201005	BAND	2		#~		
32	1532224050	PROTECTOR	2		#~		sold by the meter
33	1532224070	PROTECTOR	2		#~		sold by the meter
34	0185011900	REST, arm	1		0149~0789		
	0880711010	REST, arm	1		0790~		
	T514a4L						

TL26 Book No. PT5-101Z5 S/N 2620002-
PIPING; OPERATION LEVER (2620810~2621060)

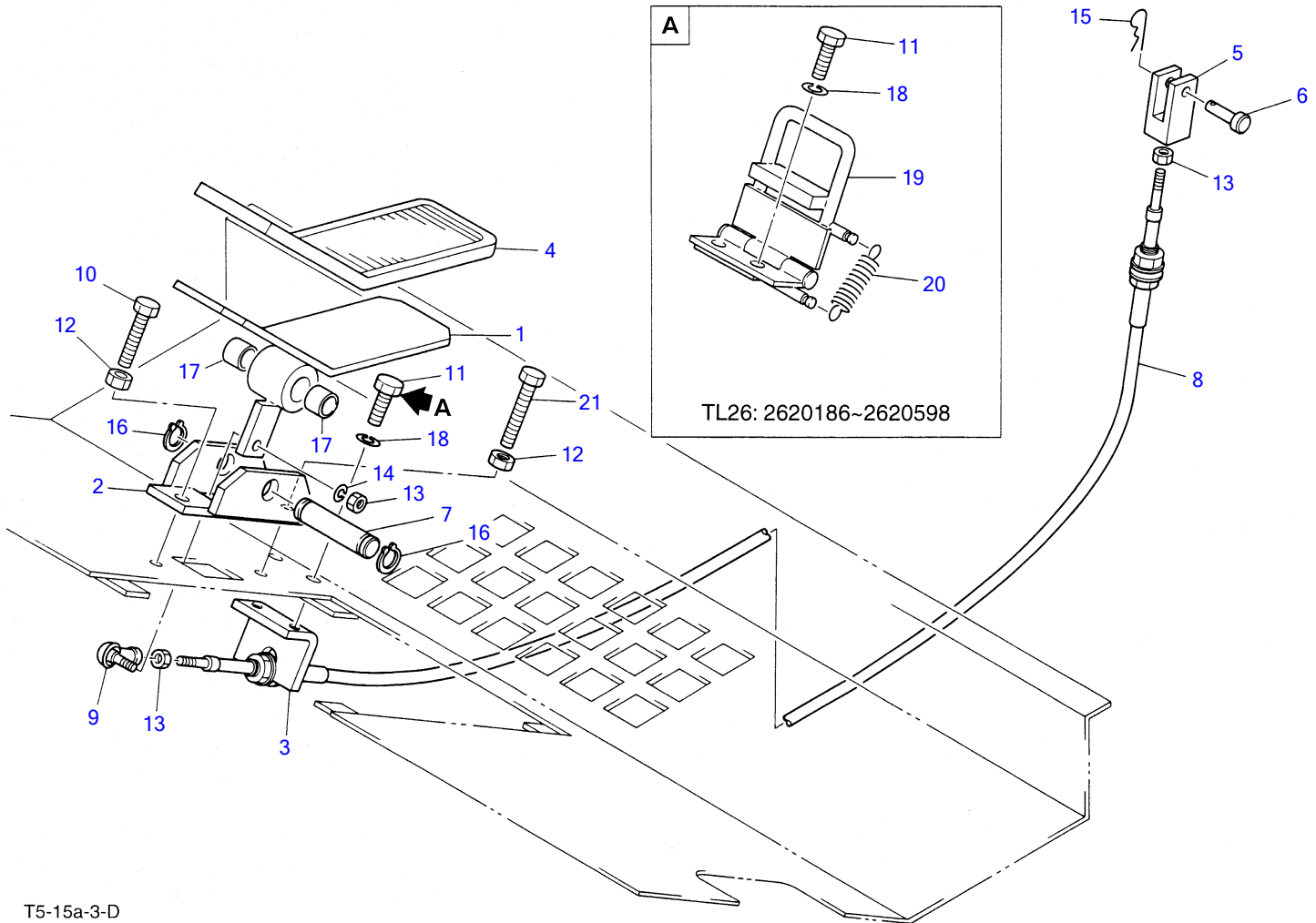


T5-14a-4-D

PIPING; OPERATION LEVER (2620810~2621060)

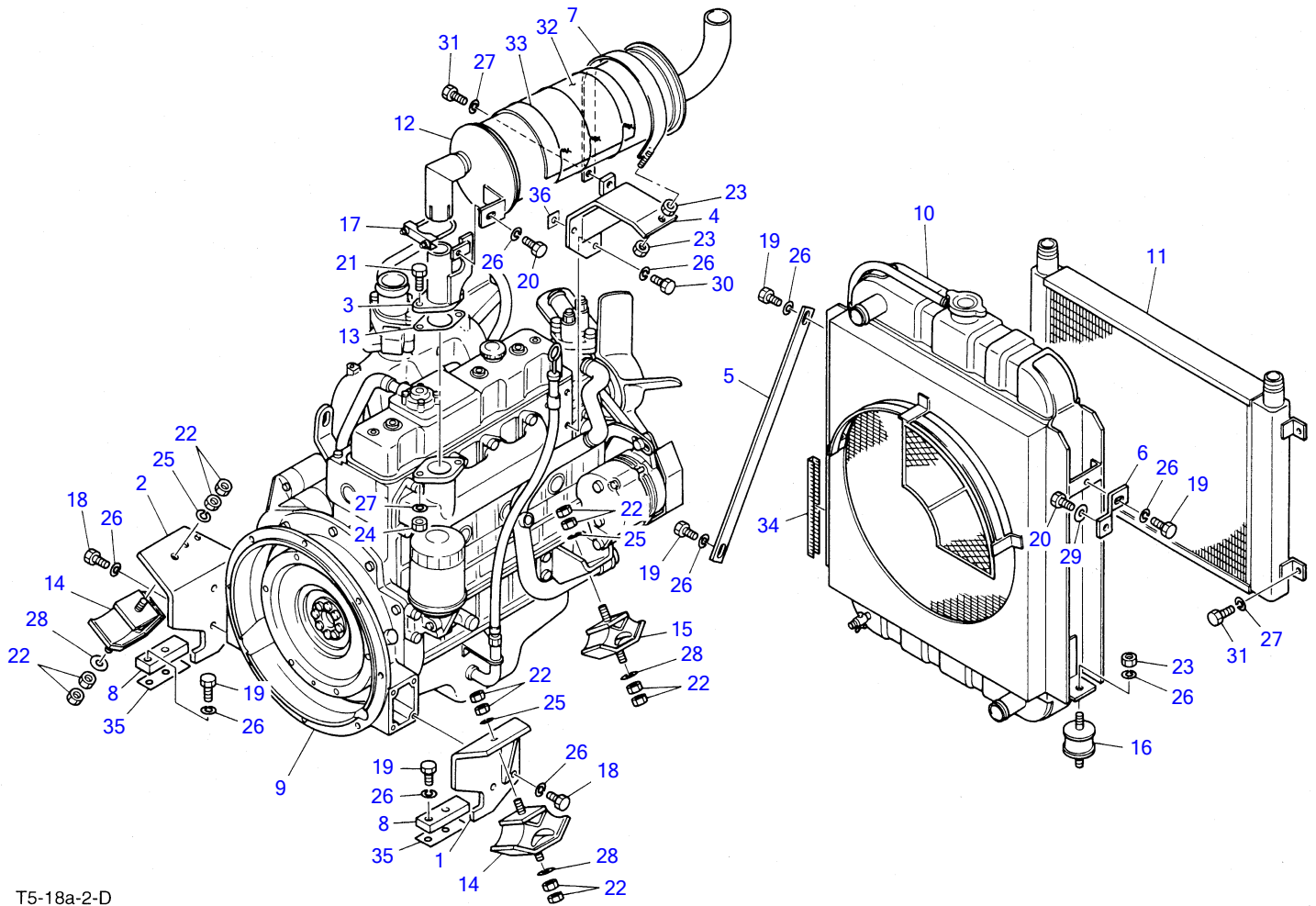
Item	Part number	Description	Q'ty	Chan.	Serial No.	Serv.	Remarks
		PIPING ASSY					
2	0880711010	REST, arm	2				
4	0007263004	CROSS	1				
5	1901719000	VALVE, pilot (R.H.)	1				
6	1901723300	VALVE, pilot (L.H.)	1				
7	1700100015	SWITCH, pressure	2				
9	1801022195	HOSE ASSY	1				
10	1801022185	HOSE ASSY	3				
11	1801022180	HOSE ASSY	2				
12	1801022170	HOSE ASSY	1				
14	1801022130	HOSE ASSY	1				
15	1801022125	HOSE ASSY	1				
16	1801022120	HOSE ASSY	1				
17	1801022110	HOSE ASSY	1				
18	1801022095	HOSE ASSY	1				
19	1801022215	HOSE ASSY	1				
20	1801022230	HOSE ASSY	1				
21	1801079120	HOSE ASSY	1				
25	1512370011	TEE	1				
26	1515010040	ELBOW	8				
27	1512330001	ELBOW	2				
28	1515600200	ADAPTOR	15				
32	1110040625	CAP SCREW	8				
35	1652201007	BAND	6				
37	1653901020	MOLD	2				
38	1652201005	BAND	2				
39	1532224050	PROTECTOR	1				sold by the meter
40	1532224070	PROTECTOR	1				sold by the meter
41	1140020006	WASHER, spring	8				
42	1513390015	TEE	1				
	T514a5L						

TL26 Book No. PT5-101Z5 S/N 2620002-
PEDAL



PEDAL						
Item	Part number	Description	Q'ty	Chan.	Serial No.	Serv. Remarks
1	0880320010	PEDAL	1			
2	0880320020	BRACKET	1			
3	0880320030	BRACKET	1			
4	0363214600	COVER	1			
5	0005506036	YOKE	1			
6	0004006017	PIN	1			
7	0004215053	SHAFT	1			
8	1630351150	CABLE	1			
9	1340000060	END, rod	1			
10	1100040850	BOLT	2		0002~0598	
	1100040850	BOLT	1		0599~	
11	1100040816	BOLT	2		0002~0185	
	1100040825	BOLT	2		0186~0598	
	1100040816	BOLT	2		0599~	
12	1130040008	NUT	2			
13	1130040006	NUT	3			
14	1140020006	WASHER, spring	1			
15	1214000006	PIN, snap	1			
16	1220000015	RING, snap	2			
17	1333001512	BUSHING	2			
18	1140020008	WASHER, spring	2			
19	0880320050	LOCK	1		0186~0598	
20	0143283500	SPRING	1		0186~0598	
21	1100240860	BOLT	1		0599~	
	T515a3L					

TL26 Book No. PT5-101Z5 S/N 2620002-
ENGINE & ACCESSORIES (1/2)



T5-18a-2-D

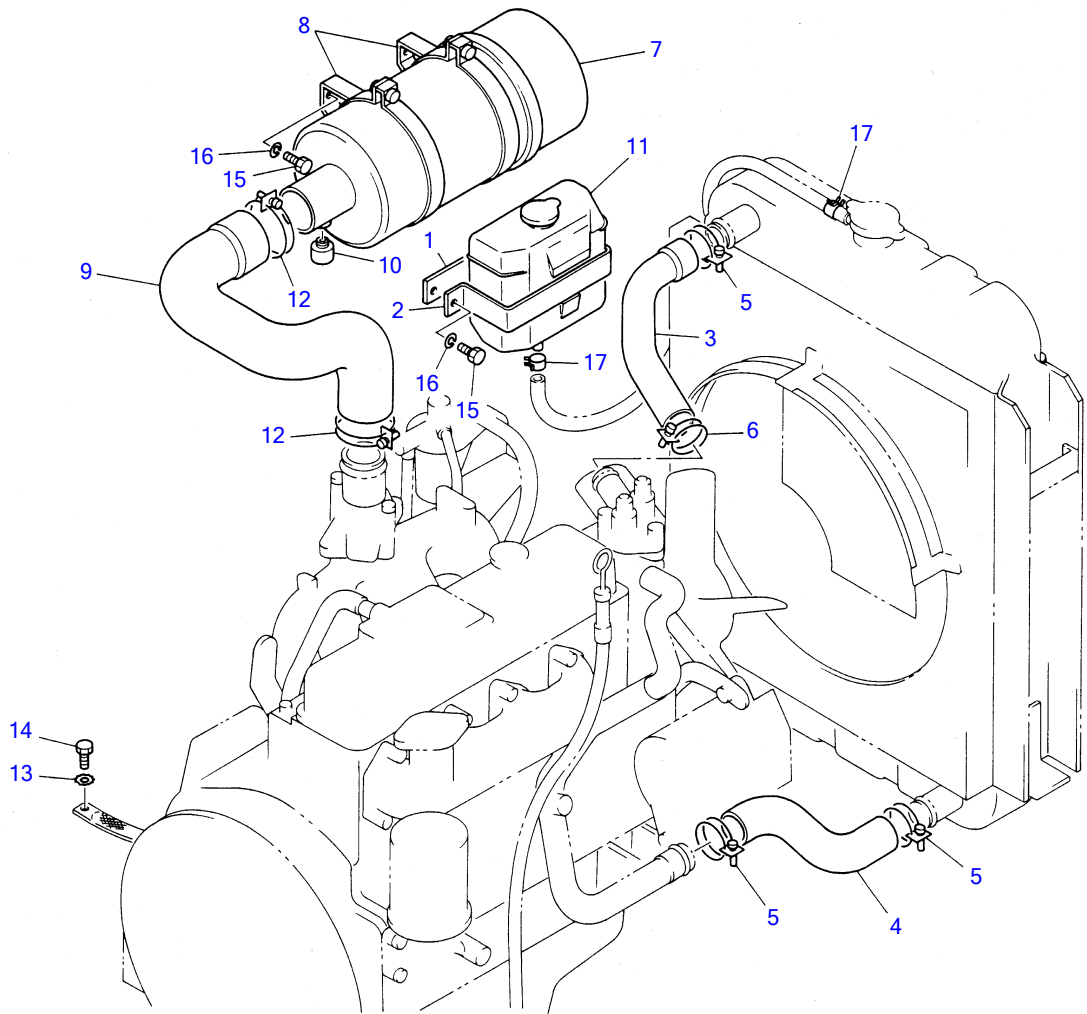
ENGINE & ACCESSORIES (1/2)

Item	Part number	Description	Q'ty	Chan.	Serial No.	Serv.	Remarks
1	0880400010	FOOT, engine (L.H.)	1				
2	0880400020	FOOT, engine (R.H.)	1				
3	0880401020	PIPE	1				
4	0880401030	BRACKET	1	A	0002~0379		
	0880401090	BRACKET	1	a	0380~0779		
	0880402010	BRACKET	1		0780~		
5	0880400050	BRACE	1				
6	0880400060	BRACE	1				
7	0880401040	BAND	1				
8	0880400100	STOPPER	2				
9	1910103001	ENGINE	1	(L)	0002~0379		ISUZU 4JB1PA-06S
	1910110001	ENGINE	1	(H)	0380~0779		ISUZU 4JB1PA-20
	1910124001	ENGINE	1		0780~		ISUZU A-4JB1PAA10
10	1910103002	RADIATOR	1				ISUZU 3-220386-B
11	1910097003	COOLER, oil	1				ISUZU 3-220387-A
12	1910103005	SILENCER	1				ISUZU 2-110373-B
13	1910097022	GASKET	1		0002~0779		ISUZU 894428-8010
	1910124022	GASKET	1		0780~		ISUZU 897016-1010
14	1651044004	RUBBER, cushion	2				
15	1651044003	RUBBER, cushion	2				
16	1651010008	RUBBER, cushion	2				
17	1533300045	U-BOLT	1				
18	1100041030	BOLT	8				
19	1100041025	BOLT	7				
20	1100041020	BOLT	2				
21	1100040835	BOLT	2				
22	1130040012	NUT	16				
23	1130040010	NUT	4				
24	1130040008	NUT	2				
25	1140020012	WASHER, spring	4				
26	1140020010	WASHER, spring	19				
27	1140020008	WASHER, spring	7				
28	1141540012	WASHER	4				
29	1141540010	WASHER	1				
30	1101041025	BOLT	1				
31	1100040816	BOLT	5				
32	0880401060	ABSORBENT	1				
33	0880401070	WIRE	3				sold by the meter
34	1653901020	MOLD	1				sold by the meter
35	0880401080	SHIM	2				
36	0880401099	APACER	1	a	0380~		

<<NOTE>>

"A" is interchangeable SET "a".

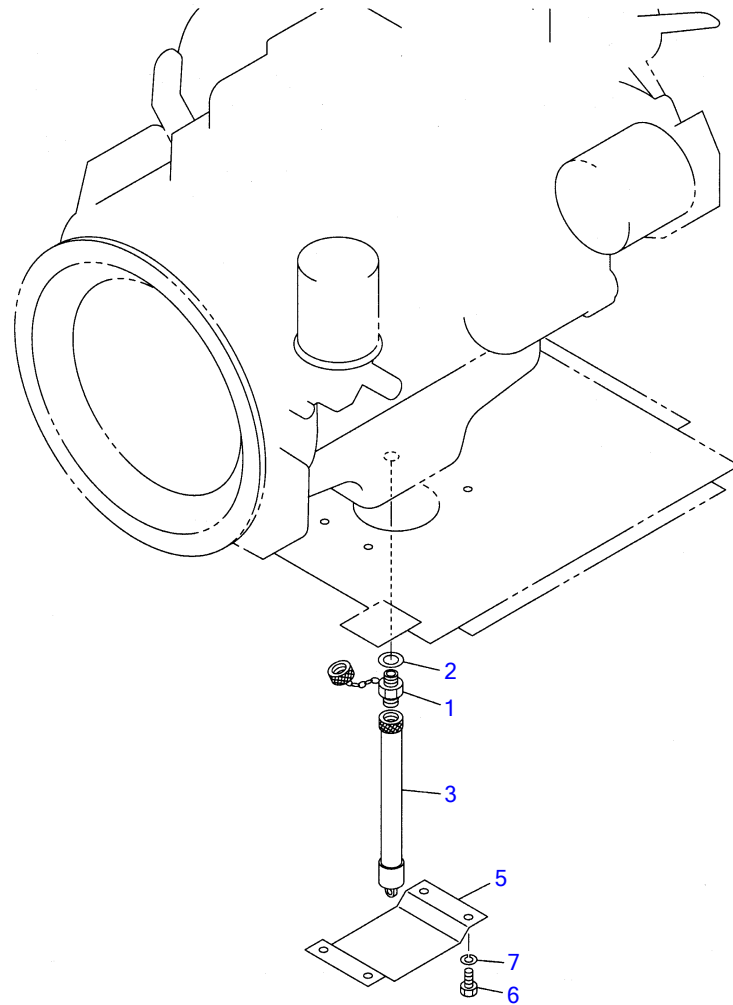
T518a3L



T5-19a-0-D

ENGINE & ACCESSORIES (2/2)

Item	Part number	Description	Q'ty	Chan.	Serial No.	Serv.	Remarks
1	0880400080	HOLDER	1				
2	0880400090	HOLDER	2				
3	1910097011	HOSE	1				ISUZU 3-220388-A
4	1910097012	HOSE	1				ISUZU 3-220197-B
5	1910049017	CLAMP	3				ISUZU 909915-5121
6	1910026023	CLAMP	1				ISUZU 3-220010-B
7	1910103007	CLEANER, air	1				ISUZU F-20502075-F
8	1910103048	BAND	2				ISUZU F-M1112000-F
9	1910103013	HOSE	1		0002~0779		ISUZU 3-220389-B
	1910103011	HOSE	1		0780~		ISUZU 3-220389-A
10	1910097117	INDICATER	1				ISUZU 4-330315-A
11	1910049039	TANK	1				ISUZU 894440-9690
12	1533700071	CLIP	2				
13	1140330010	WASHER	1				
14	1100041020	BOLT	1				
15	1100040816	BOLT	6				
16	1140020008	WASHER, spring	6				
17	1533110010	BAND	2				
	T519a2L						

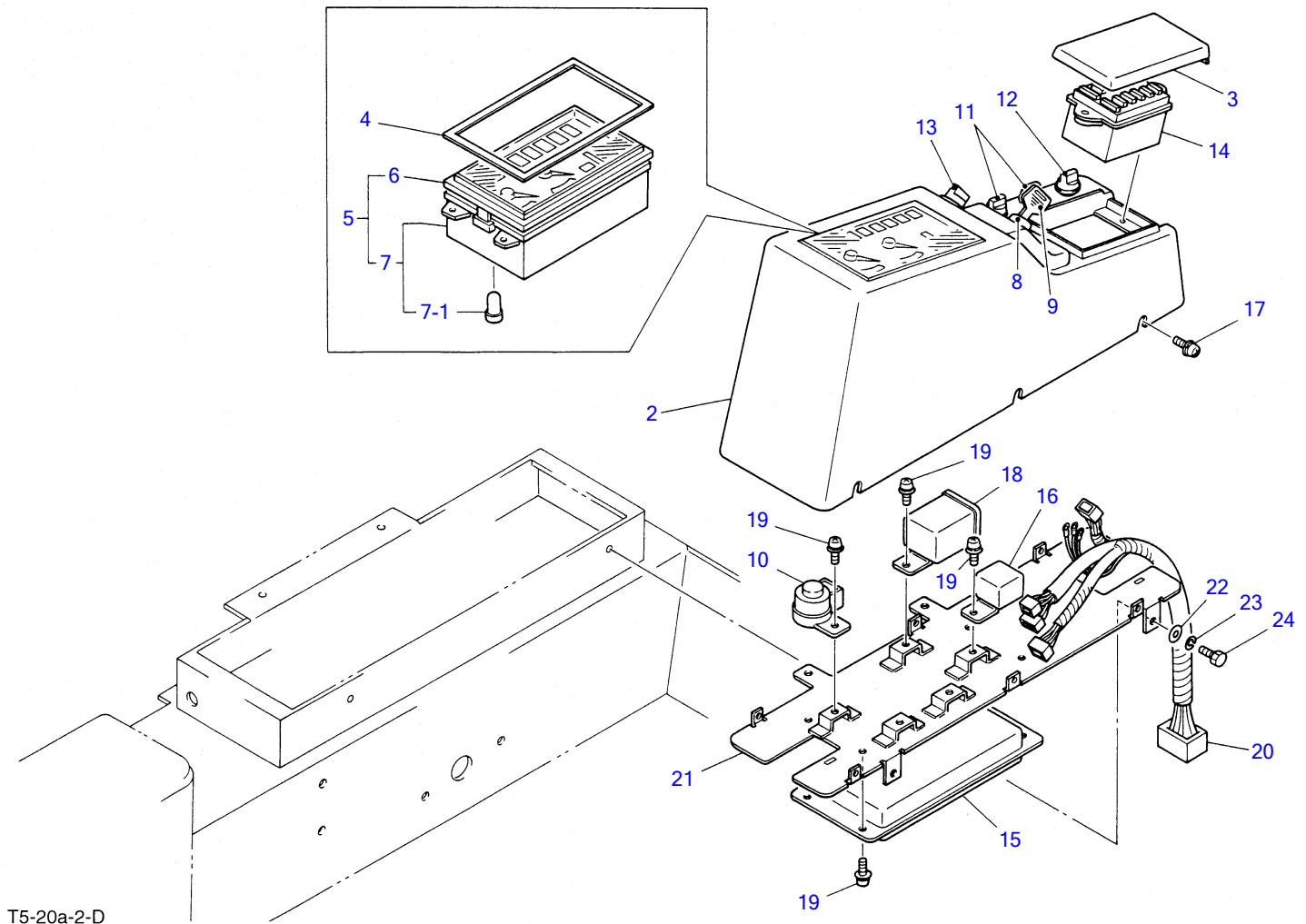


T5-19b-0-D

DRAIN PLUG

Item	Part number	Description	Q'ty	Chan.	Serial No.	Serv.	Remarks
		PLUG ASSY, drain					
1	1554502050	PLUG	1				
2	1541400520	WASHER	1				
3	1554512600	TUBE	1				
5	0880403010	GUARD	1				
6	1100040820	BOLT	4				
7	1140020008	WASHER, spring	4				
	T519b0L						

TL26 Book No. PT5-101Z5 S/N 2620002-
CONTROL BOX

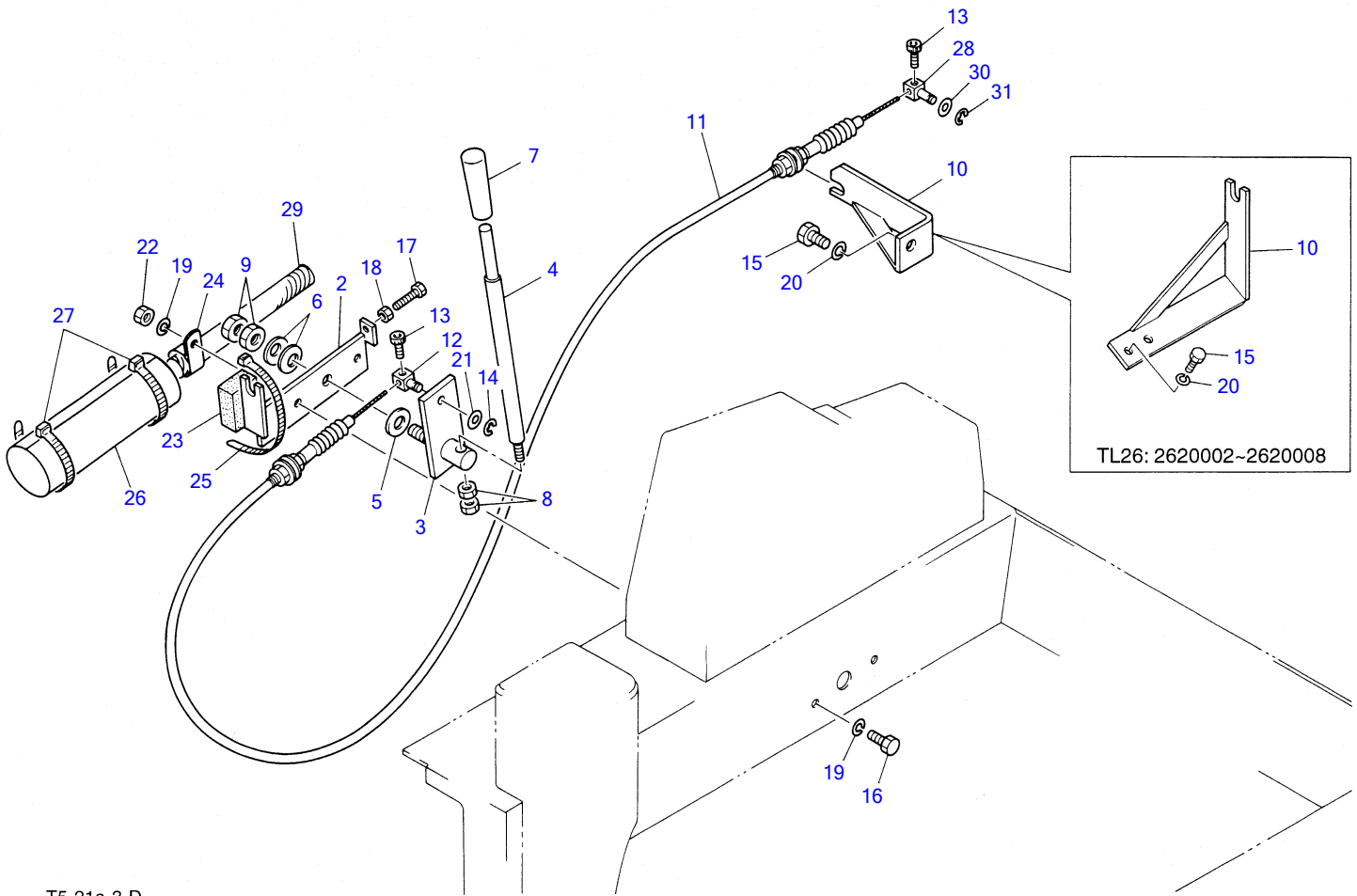


T5-20a-2-D

CONTROL BOX

Item	Part number	Description	Q'ty	Chan.	Serial No.	Serv.	Remarks
1	1730140350	INSTRUMENT PANEL	1		0002~0185		
	1730140410	INSTRUMENT PANEL	1		0186~0729		
	1730140620	INSTRUMENT PANEL	1		0730~		
2	1730140171	• PANEL	1				
3	1730140172	• COVER	1				
4	1730140173	• GASKET	1				
5	1730145250	• GAUGE ASSY, cluster	1				11020-KW9000
6	1730140174	• • COVER, front	1				
7	1730140175	• • HOUSING	1				
7-1	1730140216	• • • BULB	11				
8	1700100023	• SWITCH, starter	1				
9	1700100019	• KEY	1				
10	1703000002	• BUZZER	1				
11	1701000600	• SWITCH, light	2				
12	1911503400	SWITCH, heater	1				option
13	1700100017	• SWITCH, flasher	1		0002~0185		
14	1730140353	• BOX, fuse	1		0002~0729		
	1730140623	• BOX, fuse	1		0730~		15130-KW9230
15	1730140240	• CONTROL, unit	1				
16	1711900028	• RELAY	1		0002~0185		11029-KW9210
	1711900042	• RELAY	1		0186~		
17	1122500415	• SCREW	6				
18	1711900029	• UNIT, flasher	1		0002~0185		
19	1122500610	• SCREW	7				
20	1730140354	• HARNESS, wiring	1		0002~0185		11620-KW9210
	1730140414	• HARNESS, wiring	1		0186~0729		11620-KW9220
	1730140623	• HARNESS, wiring	1		0730~		11620-KW9230
21	1730140179	• PLATE	1				
22	1141190006	WASHER	4				
23	1140090006	WASHER, spring	4				
24	1100090616	BOLT	4				
	T520a3L						

TL26 Book No. PT5-101Z5 S/N 2620002-
ENGINE CONTROL

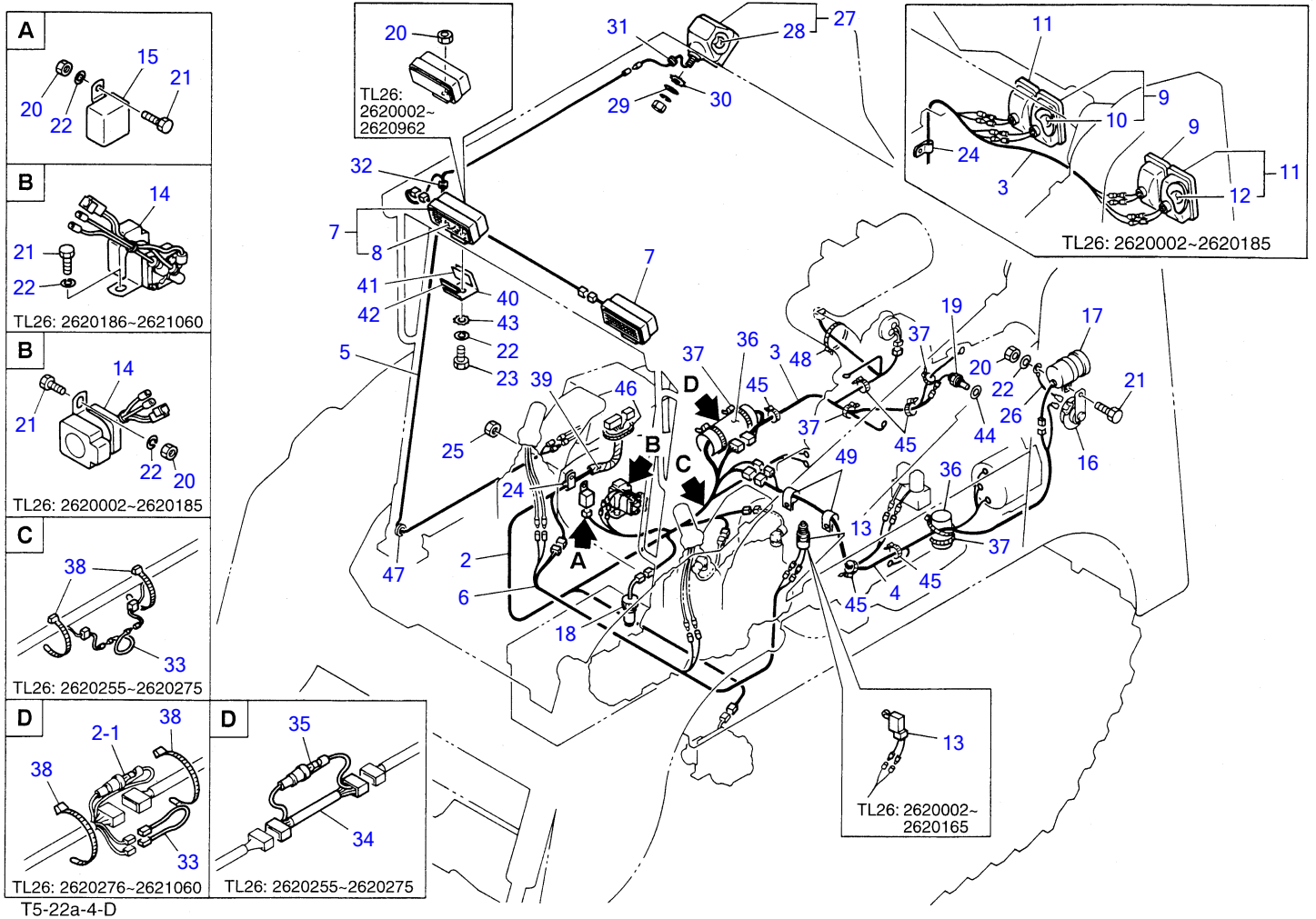


ENGINE CONTROL

Item	Part number	Description	Q'ty	Chan.	Serial No.	Serv.	Remarks
1	0880490010	CONTROL ASSY, engine	1				
2	0344100100	• PLATE	1				
3	0354101200	• LEVER	1				
4	0354101300	• SHAFT	1				
5	0344100400	• WASHER	1				
6	1225110014	• SPRING, conical	2				
7	1650132050	• GRIP	1				
8	1130040010	• NUT	2				
9	1130540014	• NUT	2				
10	0880410010	BRACKET	1		0002~0008		
	0880410020	BRACKET	1		0009~		
11	0434100200	WIRE	1				
12	0007900020	PIN	1				
13	1110040510	CAP SCREW	2				
14	1224010006	E-RING	1				
15	1100040816	BOLT	2		0002~0008		
	1101041425	BOLT	1		0009~		
16	1100041030	BOLT	2		0002~0254		
	1100041045	BOLT	2		0255~		
17	1100240835	BOLT	1				
18	1130040008	NUT	1				
19	1140020010	WASHER, spring	2		0002~0254		
	1140020010	WASHER, spring	4		0255~		
20	1140020008	WASHER, spring	2		0002~0008		
	1140020014	WASHER, spring	1		0009~		
21	1141110008	WASHER	1				
22	1130040010	NUT	2		0255~		
23	1654304006	SPONGE	1		0255~		
24	0007300001	CLAMP	2		0255~		
25	1652201003	BAND	1		0255~		
26	0880422080	PROTECTOR	1		0255~		
27	1652241200	BAND	2		0255~		
28	0007900006	PIN	1				
29	1532224020	PROTECTOR	1		#~		
30	1141110006	WASHER	1				
31	1224010005	E-RING	1				

T521a3L

TL26 Book No. PT5-101Z5 S/N 2620002-
ELECTRICAL

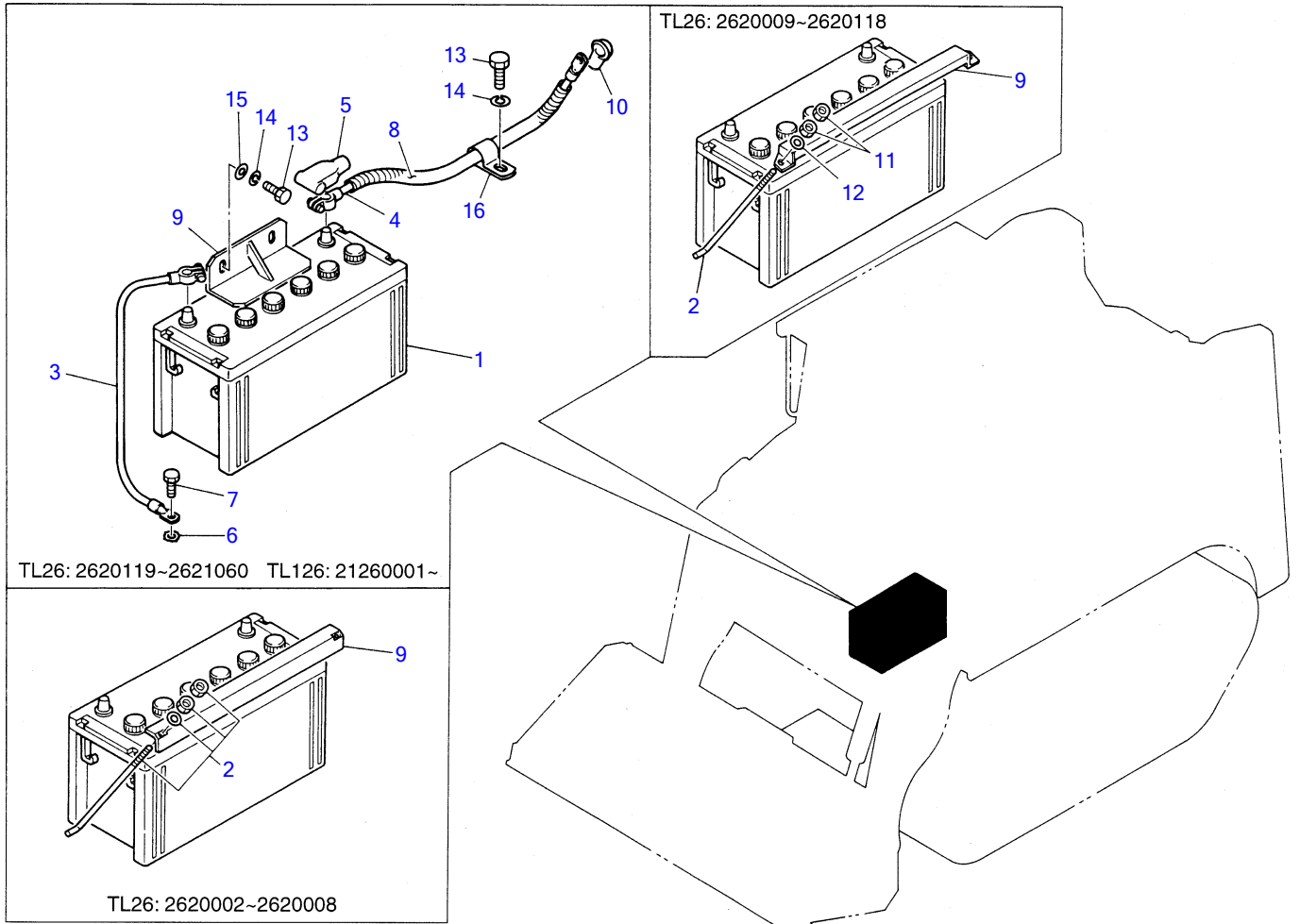


ELECTRICAL

Item	Part number	Description	Q'ty	Chan.	Serial No.	Serv.	Remarks
1	0880421000	HARNESS ASSY, wiring	1		0002~0185		
	0880422000	HARNESS ASSY, wiring	1		0186~0275		
	0880423000	HARNESS ASSY, wiring	1		0276~		
2	0880421010	• HARNESS, wiring	1	(L)	0002~0185		
	0880422010	• HARNESS, wiring	1		0186~0275		
	0880423010	• HARNESS, wiring	1		0276~		
2-1	1701300020	• • FUSE	1		0276~		20A
3	0880421020	• HARNESS, wiring	1	(L)	0002~0185		
	0880422020	• HARNESS, wiring	1		0186~		
4	0880421030	• HARNESS, wiring	1				
5	0880421040	• HARNESS, wiring	1	(L)	0002~0185		
	0880422040	• HARNESS, wiring	1		0186~		
6	0880421050	• HARNESS, wiring	1				
7	1703003600	LAMP ASSY	2		0002~0962		
	1703006300	LAMP ASSY	2	(H)	0963~		
8	1703003605	• BULB	1				
9	1703003000	LAMP ASSY	2		0002~0185		
10	1703003003	• BULB	1		0002~0185		
11	1703003100	LAMP ASSY	2		0002~0185		
12	1703003103	• BULB	1		0002~0185		
13	1700003512	SWITCH, limit	1		0002~0165		
	1700000014	SWITCH, limit	1		0166~		
14	1910026106	RELAY, safety	1		0002~0168		ISUZU 582553-0671
	1910110101	RELAY, safety	1		0169~		ISUZU 897040-4160
15	1711900020	RELAY	1				
16	1703500712	HORN	1				
17	1703700003	BUZZER	1				
18	1700100003	SENSOR	1				
19	1700100021	SENSOR	1				
20	1130040008	NUT	6		0002~0185		
	1130040008	NUT	4		0186~0962		
	1130040008	NUT	2		0963~		
21	1100040816	BOLT	4				
22	1140020008	WASHER, spring	6				
23	1100040820	BOLT	2				
24	0007300003	CLAMP	3		0002~0185		
	0007300003	CLAMP	1		0186~		
25	1130040010	NUT	1				
26	0424200700	WIRE	1				
27	1703002700	LAMP ASSY	1		0186~		
28	1703002706	• BULB	1		0186~		
29	0003600006	WASHER	1		0186~		
30	1140330012	WASHER	1		0186~		
31	1652040730	GROMMET	1		0186~		
32	1652042030	GROMMET	1		0186~		
33	0880422060	LINK, fusible	1		0255~0275		
	0494200800	LINK, fusible	1		0276~		
34	0880422070	HOLDER, fuse	1		0255~0275		
35	1701300020	• FUSE	1		0255~0275		20A
36	0880422080	PROTECTOR	2		0255~		
37	1652241200	BAND	2		0255~0275		
	1652231250	BAND	6		0276~		
38	1652201003	BAND	2		0255~0275		
	1652241150	BAND	2		0276~		
39	1532218010	PROTECTOR	1		0255~0275		
40	0880841200	PLATE	2				
41	0880841210	RUBBER	2				
42	1654613006	TRIM	2				sold by the meter
43	1140303008	WASHER	2				
44	1541201020	WASHER	1				
45	1652201005	BAND	5				
46	1653916020	TRIM	1				sold by the meter
47	1652001002	GROMMET	1				
48	1652201007	BAND	1				
49	0007300001	CLAMP	2				

T522a4L

TL26 Book No. PT5-101Z5 S/N 2620002-
BATTERY

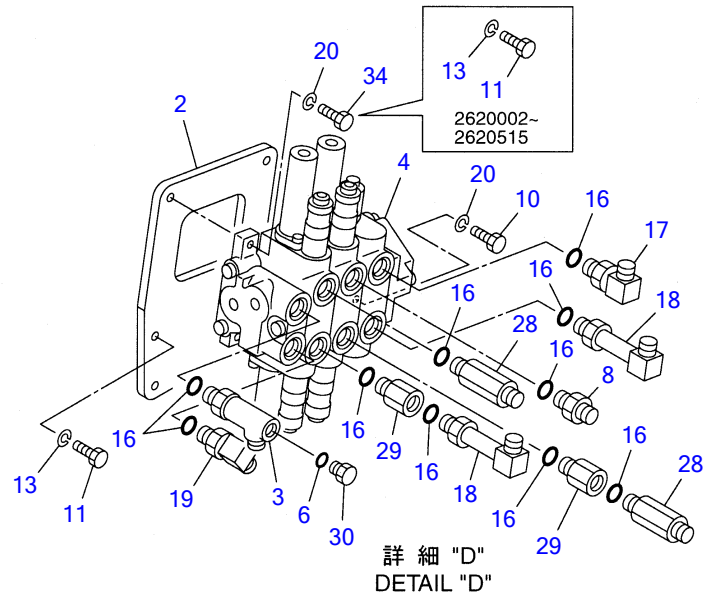
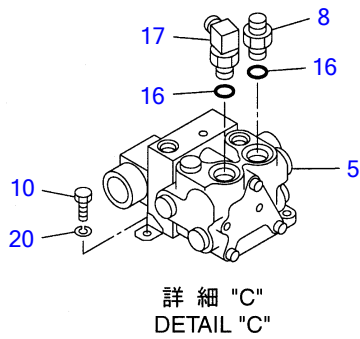
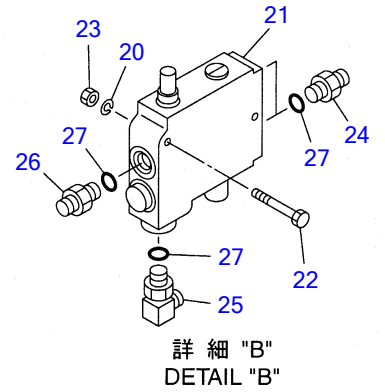
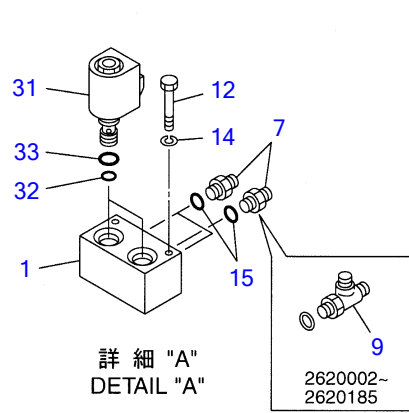
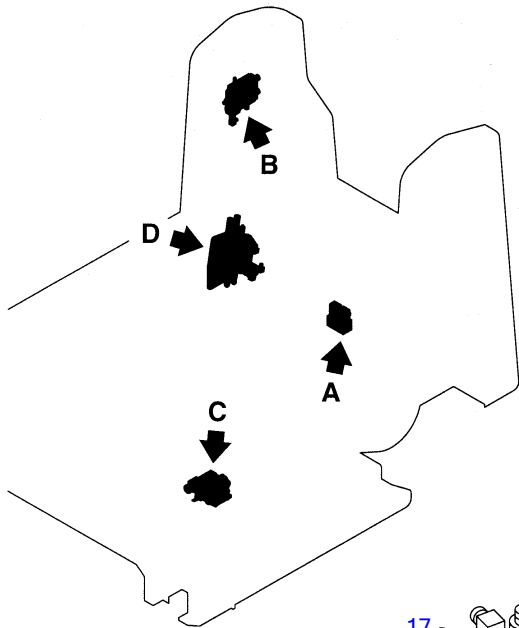


T5-22b-3-D

BATTERY

Item	Part number	Description	Q'ty	Chan.	Serial No.	Serv.	Remarks
1	1702009541	BATTERY	1				
2	1702106260	BOLT, hook	2		0002~0008		
	1702106240	BOLT, hook	2		0009~0118		
3	1702230034	CABLE, earth	1				
4	1702730080	CABLE, battery	1				
5	1702910006	COVER	1				
6	1140330010	WASHER	1				
7	1100041020	BOLT	1				
8	1703211370	PROTECTOR	1				sold by the meter
9	0880440010	CLAMP, battery	1		0002~0008		
	0880440020	CLAMP, battery	1		0009~0118		
	0880440030	CLAMP, battery	1		0119~		
10	1702901281	COVER	1		0009~		
11	1130040006	NUT	4		0009~0118		
12	1141110006	WASHER	2		0009~0118		
13	1100040816	BOLT	2		0119~0185		
	1100040816	BOLT	3		0186~		
14	1140020008	WASHER, spring	2		0119~0185		
	1140020008	WASHER, spring	3		0186~		
15	0003608003	WASHER	2		0119~		
16	0007300035	CLAMP	1		0186~		
	T522b3L						

TL26 Book No. PT5-101Z5 S/N 2620002-
 VALVE & ACCESSORIES (2620002~2620834)

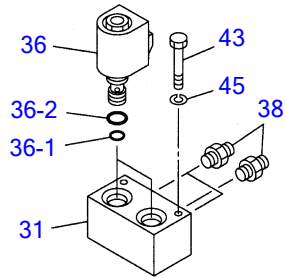
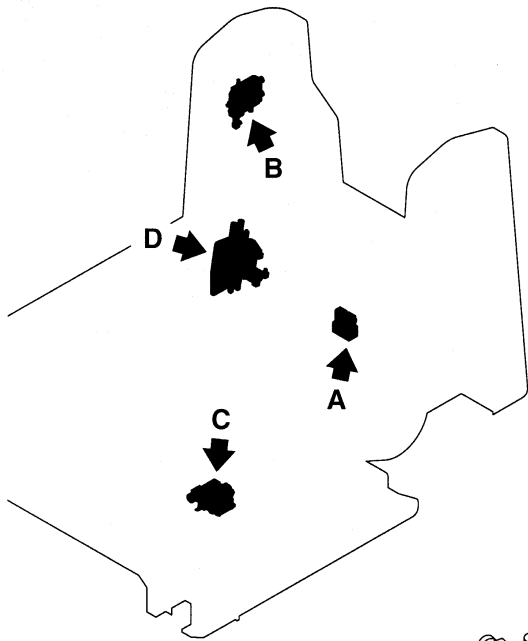


T5-24a-2-D

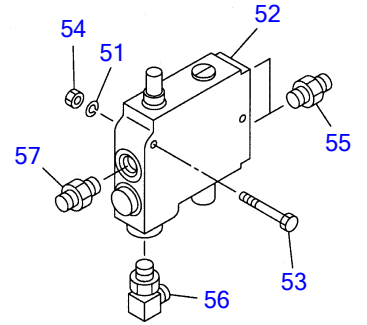
VALVE & ACCESSORIES (2620002~2620834)

Item	Part number	Description	Q'ty	Chan.	Serial No.	Serv.	Remarks
1	0880500010	BLOCK, valve	1				
2	0880501010	STAND	1				
3	1512340005	ELBOW	1				
4	1901031000	VALVE, control	1		0002~0128		
	1901032500	VALVE, control	1	(H)	0129~		
5	1901723100	VALVE, sub	1		0002~0053		
	1901724100	VALVE, sub	1	(H)	0054~		
6	1420010110	O-RING	1				
7	1515600201	ADAPTOR	2		0002~0185		
	1515600201	ADAPTOR	3		0186~		
8	1515600202	ADAPTOR	2				
9	1512370007	TEE	1		0002~0185		
10	1100040820	BOLT	3		0002~0515		
	1100040820	BOLT	4		0516~		
11	1100041025	BOLT	7		0002~0515		
	1100041025	BOLT	4		0516~		
12	1100040660	BOLT	2				
13	1140020010	WASHER, spring	7		0002~0515		
	1140020010	WASHER, spring	4		0516~		
14	1140020006	WASHER, spring	2				
15	1420010140	O-RING	3				
16	1420010180	O-RING	12				
17	1515010042	ELBOW	2				
18	1515010512	ELBOW	2				
19	1515010132	ELBOW	1				
20	1140020008	WASHER, spring	5		0002~0515		
	1140020008	WASHER, spring	8		0516~		
21	1901723400	VALVE, self level	1				
22	1100040860	BOLT	2				
23	1130040008	NUT	2				
24	1513270020	ADAPTOR	2				
25	1515200062	ELBOW	1				
26	1515600212	ADAPTOR	1				
27	1420310910	O-RING	4				
28	0007203006	CONNECTOR	2				
29	0007213010	BUSHING	2				
30	1501750002	PLUG	1				
31	1901723200	VALVE, solenoid	2				
32	1420310014	• O-RING	1				
33	1420310910	• O-RING	1				
34	1100040825	BOLT	2		0516~		

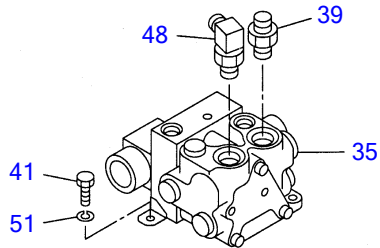
T524a3L



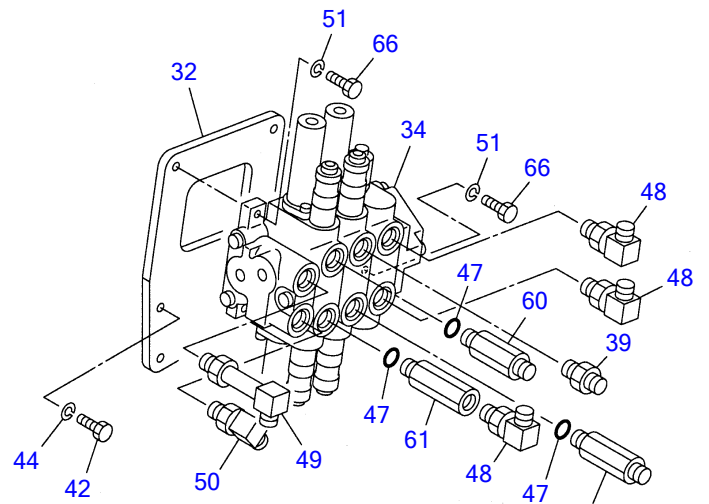
詳細 "A"
 DETAIL "A"



詳細 "B"
 DETAIL "B"



詳細 "C"
 DETAIL "C"

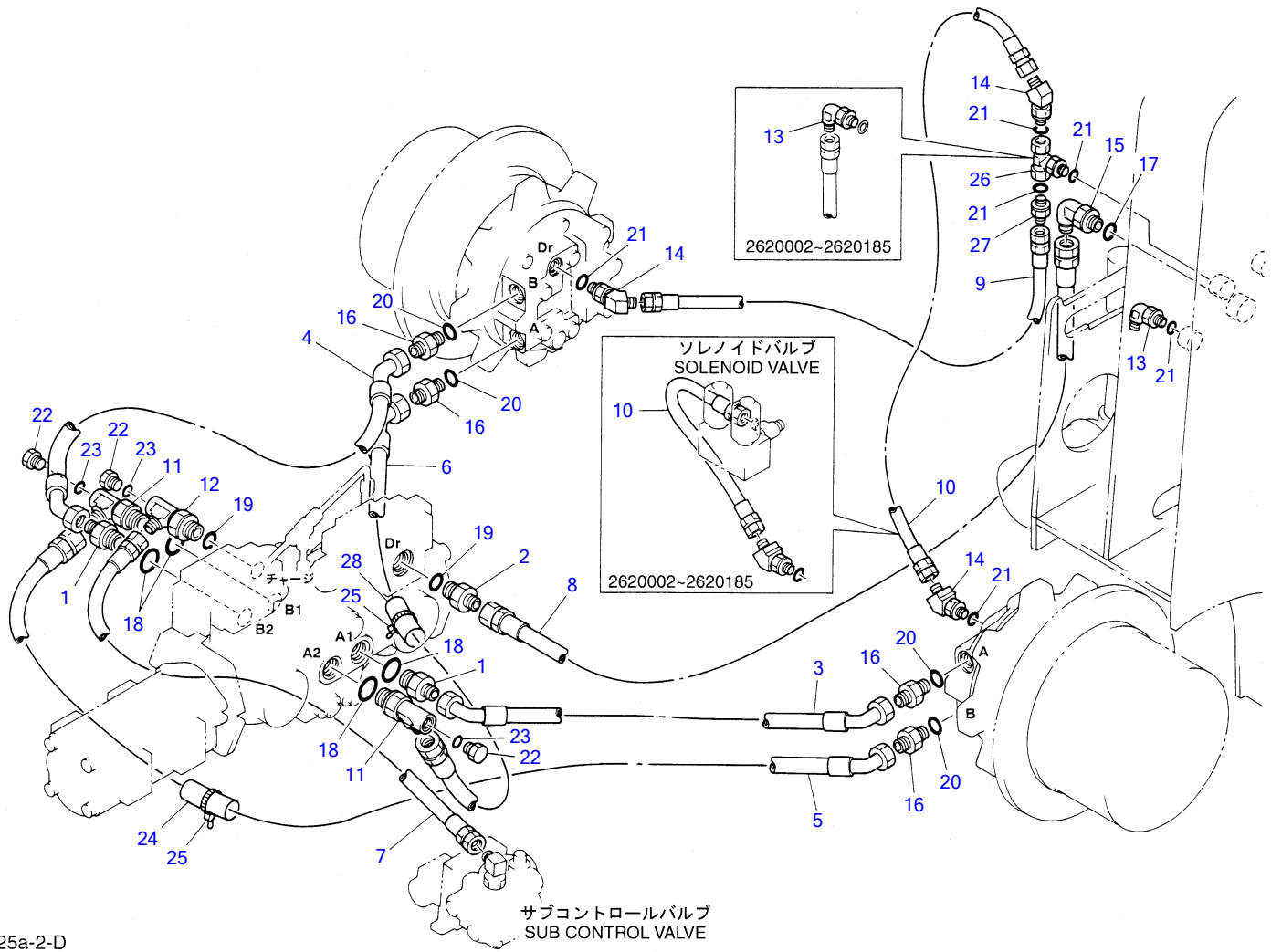


詳細 "D"
 DETAIL "D"

T5-24a-3-D

VALVE & ACCESSORIES (2620835~2621060)

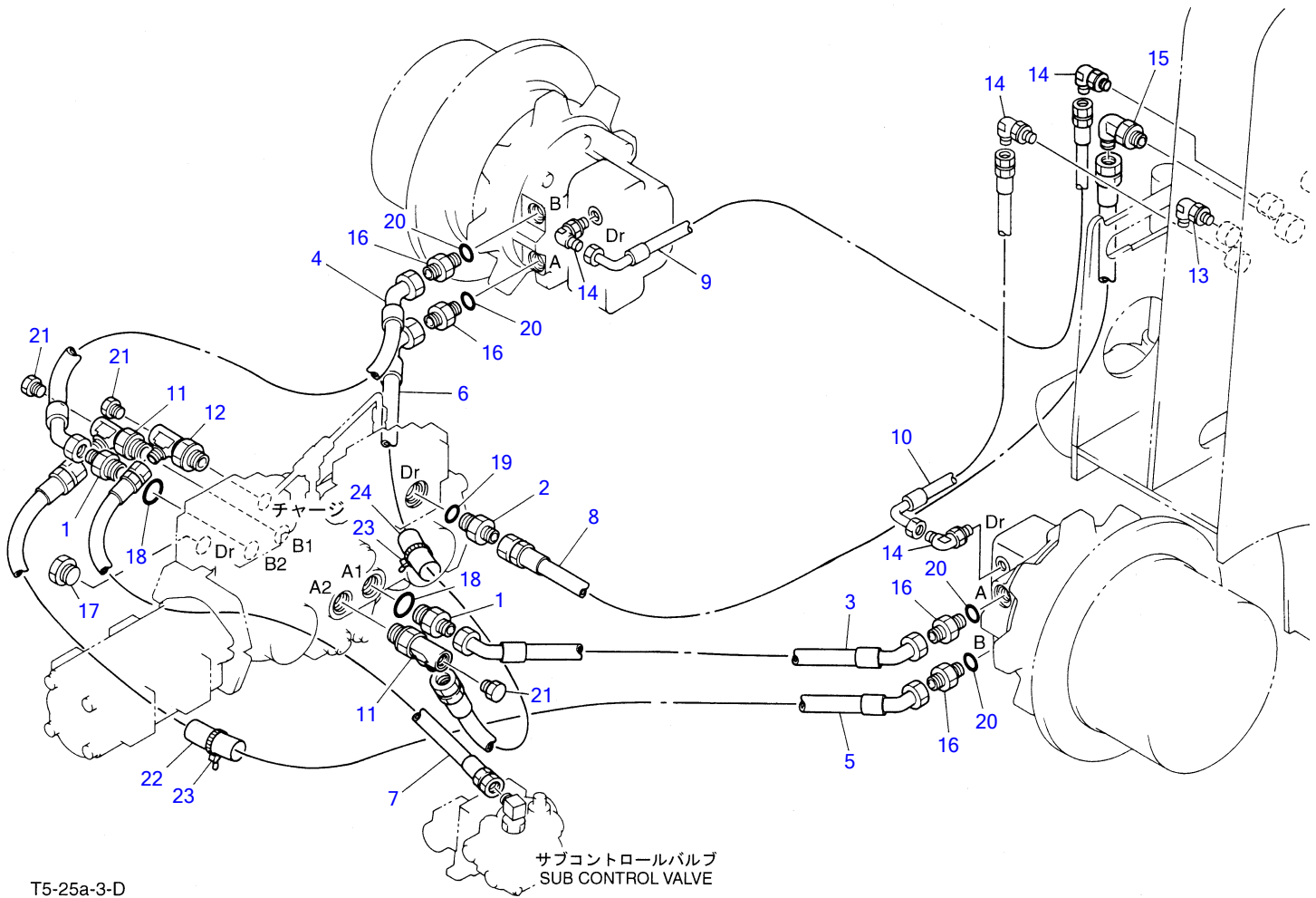
Item	Part number	Description	Q'ty	Chan.	Serial No.	Serv.	Remarks
		VALVE ASSY, control					
31	0880500010	BLOCK, valve	1				
32	0880501010	STAND	1				
34	1901032500	VALVE, control	1				
35	1901724100	VALVE, sub	1				
36	1901723200	VALVE, solenoid	2				
36-1	1420310014	· O-RING	1				
36-2	1420310910	· O-RING	1				
38	1515600201	ADAPTOR	3				
39	1515600202	ADAPTOR	2				
41	1100040820	BOLT	4				
42	1100041025	BOLT	4				
43	1100040660	BOLT	2				
44	1140020010	WASHER, spring	4				
45	1140020006	WASHER, spring	2				
47	1420010180	O-RING	3				
48	1515010042	ELBOW	4				
49	1515010512	ELBOW	1				
50	1515010132	ELBOW	1				
51	1140020008	WASHER, spring	8				
52	1901723400	VALVE, self level	1				
53	1100040860	BOLT	2				
54	1130040008	NUT	2				
55	1513270020	ADAPTOR	2				
56	1515200062	ELBOW	1				
57	1515600212	ADAPTOR	1				
60	0007203006	CONNECTOR	1				
61	0007213038	BUSHING	1				
66	1100040825	BOLT	2				
67	0007203056	CONNECTOR	1				
	T524a4L						



T5-25a-2-D

PIPING (1/2) (2620002~2620809)

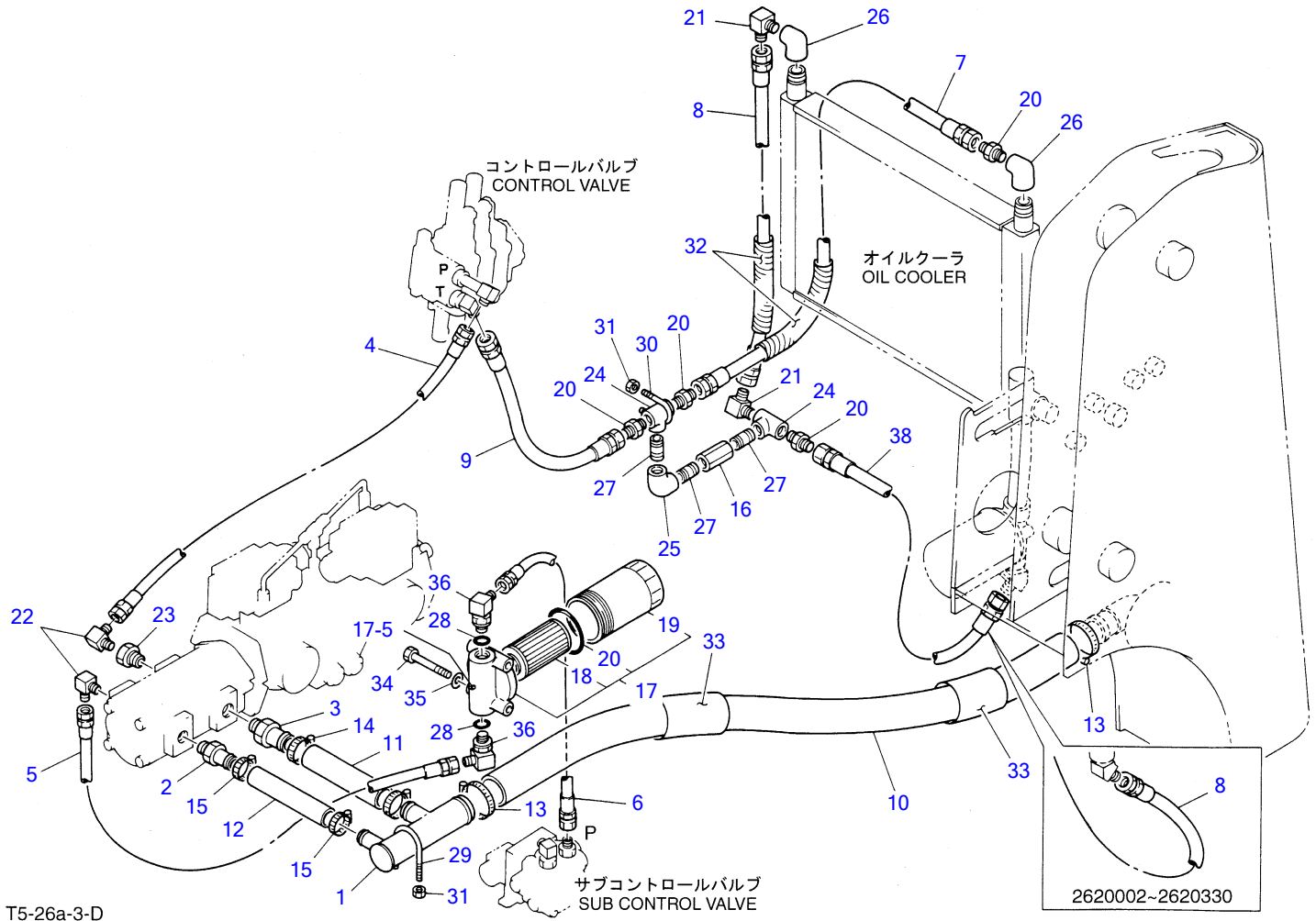
Item	Part number	Description	Q'ty	Chan.	Serial No.	Serv.	Remarks
1	0007203036	ADAPTOR	2				
2	0007203043	ADAPTOR	1				
3	1939906006	HOSE ASSY	1				
4	1939906007	HOSE ASSY	1				
5	1939906004	HOSE ASSY	1				
6	1939906008	HOSE ASSY	1				
7	1801024060	HOSE ASSY	1				
8	1936119120	HOSE ASSY	1				
9	1936109150	HOSE ASSY	1				
10	1936109050	HOSE ASSY	1		0002~0185		
	1936109095	HOSE ASSY	1		0186~		
11	1512341002	ELBOW	2				
12	1512341001	ELBOW	1				
13	1515010041	ELBOW	2		0002~0185		
	1515010041	ELBOW	1		0186~		
14	1515100111	ELBOW	2		0002~0185		
	1515100111	ELBOW	3		0186~		
15	1515010043	ELBOW	1				
16	0007203042	ADAPTOR	4				
17	1420010240	O-RING	1				
18	1420310916	O-RING	4				
19	1420310912	O-RING	2				
20	1420010180	O-RING	4				
21	1420010140	O-RING	4		0002~0185		
	1420010140	O-RING	6		0186~		
22	1501750002	PLUG	3				
23	1420010110	O-RING	3				
24	1530531020	PROTECTOR	1				sold by the meter
25	1652201007	BAND	2				
26	1513370801	TEE	1		0186~		
27	1515600201	ADAPTOR	1		0186~		
28	1530531030	PROTECTOR	1				sold by the meter
	T525a3L						



T5-25a-3-D

PIPING (1/2) (2620810~2621060)

Item	Part number	Description	Q'ty	Chan.	Serial No.	Serv.	Remarks
1	0007203036	ADAPTOR	2				
2	0007203043	ADAPTOR	1				
3	1939906006	HOSE ASSY	1				
4	1939906007	HOSE ASSY	1				
5	1939906004	HOSE ASSY	1				
6	1939906008	HOSE ASSY	1				
7	1801024060	HOSE ASSY	1				
8	1936119120	HOSE ASSY	1				
9	1936512150	HOSE ASSY	1				
10	1936512080	HOSE ASSY	1				
11	1512341002	ELBOW	2				
12	1512341001	ELBOW	1				
13	1515010041	ELBOW	1				
14	1515010042	ELBOW	4				
15	1515010043	ELBOW	1				
16	0007203042	ADAPTOR	4				
17	1515600245	PLUG	1				
18	1420310916	O-RING	2				
19	1420310912	O-RING	1				
20	1420010180	O-RING	4				
21	1501750002	PLUG	3				
22	1530531020	PROTECTOR	1				sold by the meter
23	1652201007	BAND	2				
24	1530531030	PROTECTOR	1				sold by the meter
	T525a4L						

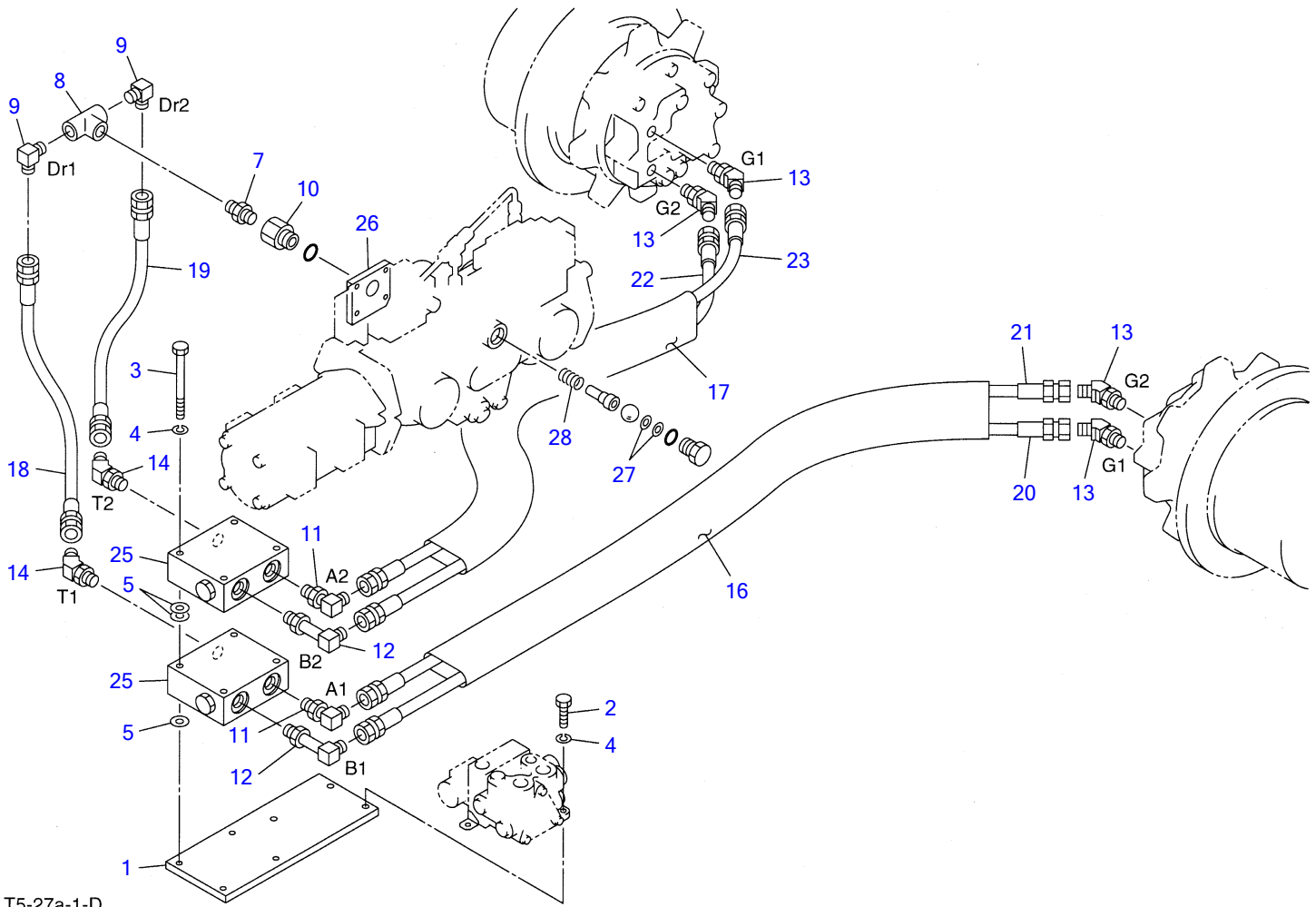


T5-26a-3-D

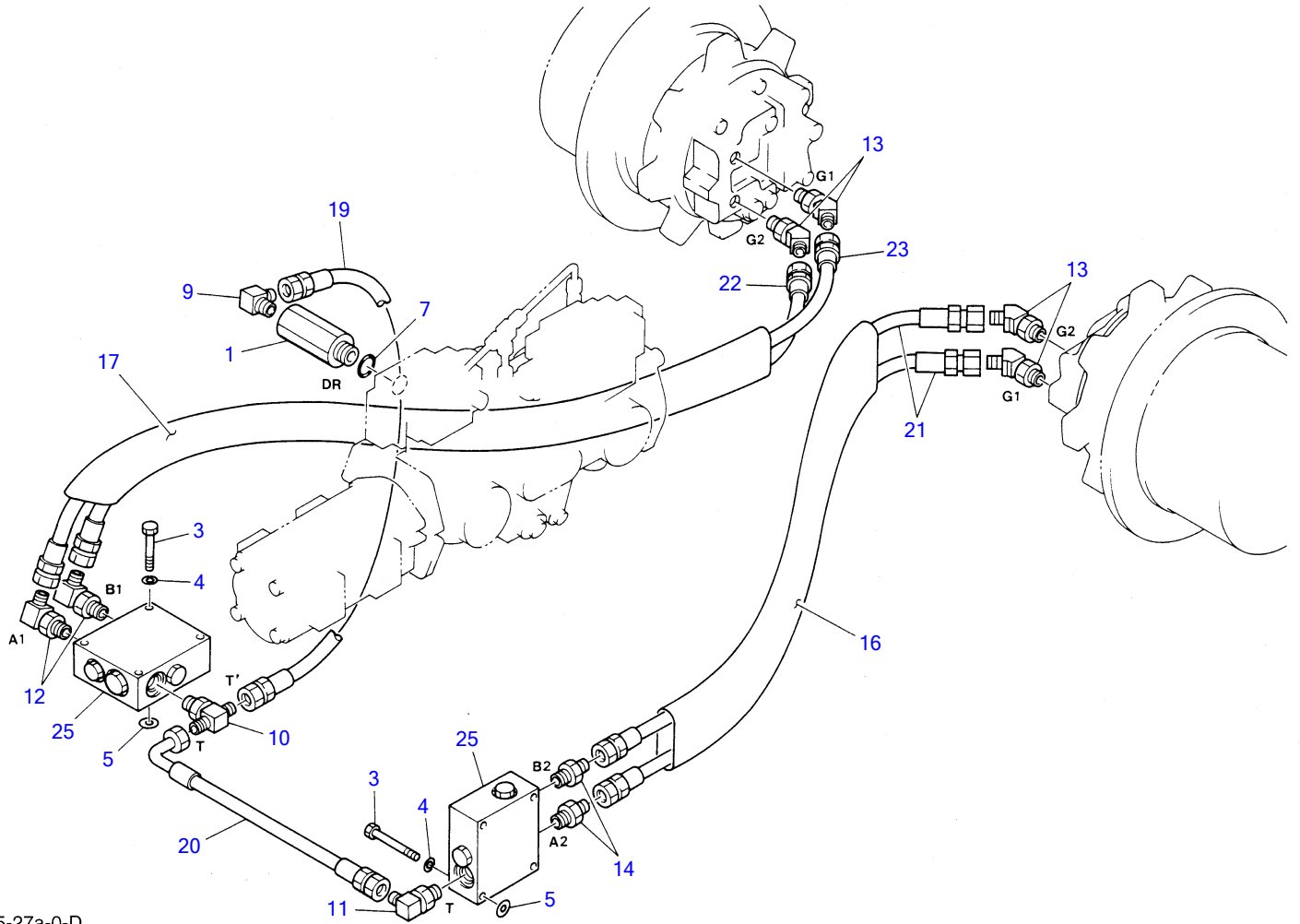
PIPING (2/2)

Item	Part number	Description	Q'ty	Chan.	Serial No.	Serv.	Remarks
1	0880700010	MANIFOLD	1				
2	0007224003	ADAPTOR	1				
3	0007224004	ADAPTOR	1				
4	1938212085	HOSE ASSY	1				
5	1801024075	HOSE ASSY	1				
6	1801024050	HOSE ASSY	1				
7	1936119140	HOSE ASSY	1				
8	1936119075	HOSE ASSY	2		0002~0330		
	1936119075	HOSE ASSY	1		0331~		
9	1936119065	HOSE ASSY	1				
10	1530547125	HOSE	1				sold by the meter
11	1530531018	HOSE	1				sold by the meter
12	1530525018	HOSE	1				sold by the meter
13	1533700070	BAND	2				
14	1533700048	BAND	2				
15	1533700041	BAND	2				
16	1540101530	VALVE, check	1				
17	1551101000	FILTER ASSY	1	(L)	0002~0185		
	1551101500	FILTER ASSY	1	(H)	0186~0729		
	1551102500	FILTER ASSY	1	(H)	0730~		
18	1551101001	· ELEMENT	1				
19	1551101003	· CASE	1		0186~		
20	1551101004	· O-RING	1		0186~		
21	1511150006	ADAPTOR	2				
22	1511150004	ADAPTOR	2				
23	1501600604	BUSHING	1				
24	1508200006	TEE	2				
25	1508000006	ELBOW	1				
26	1509001006	ELBOW	2				
27	1513000006	NIPPLE	3				
28	1420010180	O-RING	2		0002~0809		
29	1533201014	U-BOLT	1				
30	1533201010	U-BOLT	1				
31	1130020008	NUT	2				
32	1532215090	PROTECTOR	2				sold by the meter
33	1531350020	PROTECTOR	2				sold by the meter
34	1100041090	BOLT	2				
35	1141110010	WASHER	2				
36	1515010042	ELBOW	2				
37	1511050006	ADAPTOR	4				
38	1936119090	HOSE ASSY	1		0331~		

T526a3L



PIPING (O.P.) (flashing valve) (2620002~2620669)							
Item	Part number	Description	Q'ty	Chan.	Serial No.	Serv.	Remarks
		PIPING ASSY					
1	0880960010	PLATE	1				
2	1100040835	BOLT	3				
3	1100140820	BOLT	4				
4	1140020008	WASHER, spring	7				
5	1141550008	WASHER	12				
7	1501500004	NIPPLE	1				
8	1508210004	TEE	1				
9	1511150004	ADAPTOR	2				
10	1513241708	BUSHING	1				
11	1515010051	ELBOW	2				
12	1515010517	ELBOW	2				
13	1515100136	ELBOW	4				
14	1515100112	ELBOW	2				
16	1531345061	PROTECTOR	1				sold by the meter
17	1531345093	PROTECTOR	1				sold by the meter
18	1801024064	HOSE ASSY	1				
19	1801024075	HOSE ASSY	1				
20	1802520091	HOSE ASSY	1				
21	1802520098	HOSE ASSY	1				
22	1802520110	HOSE ASSY	1				
23	1802520117	HOSE ASSY	1				
25	1901730700	VALVE, flashing	2				
26	1902902742	COVER	1				
27	1902902605	SHIM SET	1				
28	1902902603	SPRING	1				
	T527a1L						

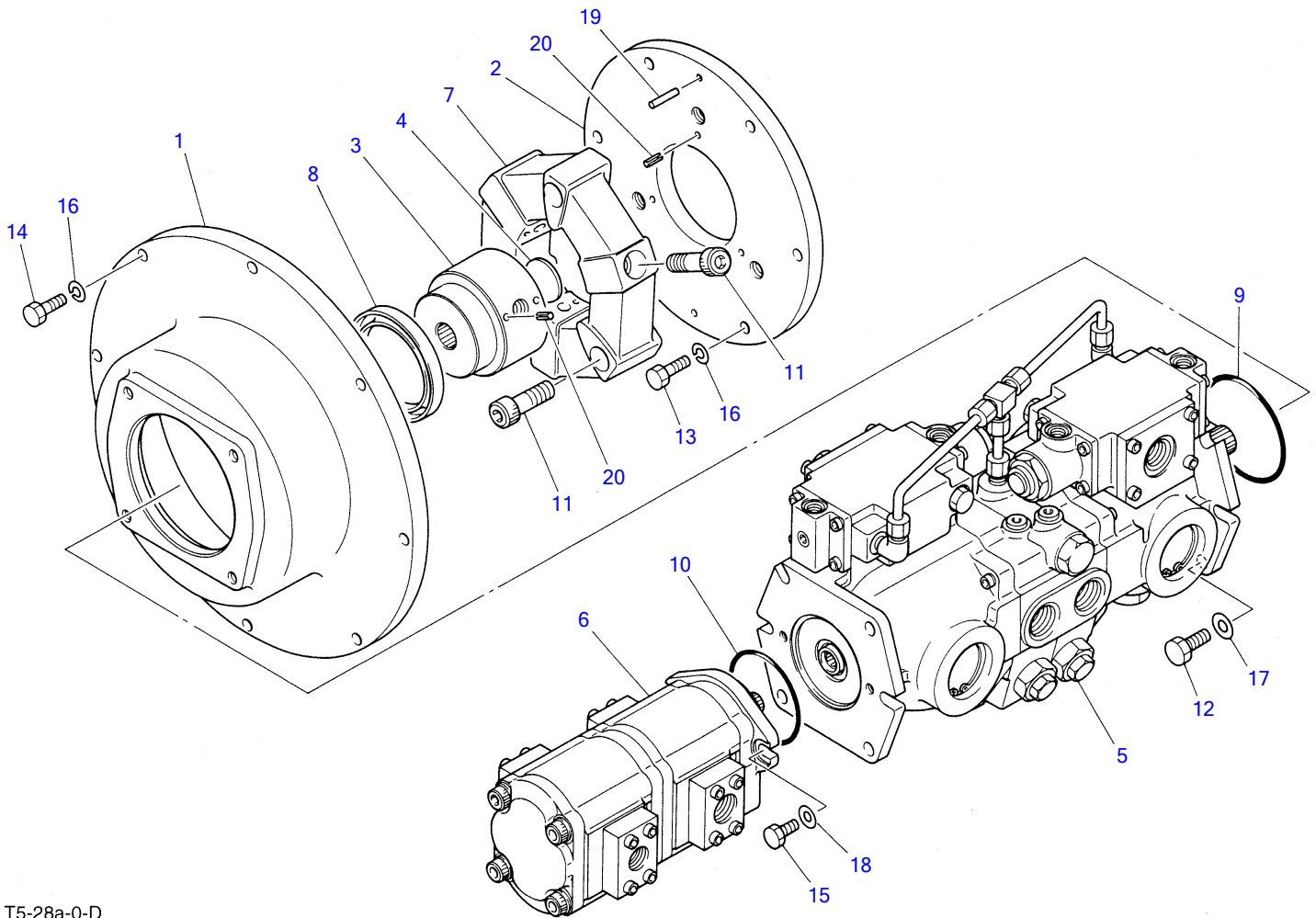


T5-27a-0-D

PIPING (flashing valve) (2620670~2620809)

Item	Part number	Description	Q'ty	Chan.	Serial No.	Serv.	Remarks
1	0007212048	BUSHING	1				
3	1100040860	BOLT	4				
4	1140020008	WASHER, spring	4				
5	1141110008	WASHER	4				
7	1420370912	O-RING	1				
9	1511150004	ADAPTOR	1				
10	1512374002	NIPPLE	1				
11	1515010042	ELBOW	1				
12	1515010051	ELBOW	2				
13	1515100136	ELBOW	4				
14	1515600577	ADAPTOR	2				
16	1531345064	PROTECTOR	1				sold by the meter
17	1531345075	PROTECTOR	1				sold by the meter
19	1801024078	HOSE ASSY	1				
20	1801054034	HOSE ASSY	1				
21	1802520085	HOSE ASSY	2				
22	1802520087	HOSE ASSY	1				
23	1802520093	HOSE ASSY	1				
25	1901730700	VALVE, flashing	2				
	T527a0L						

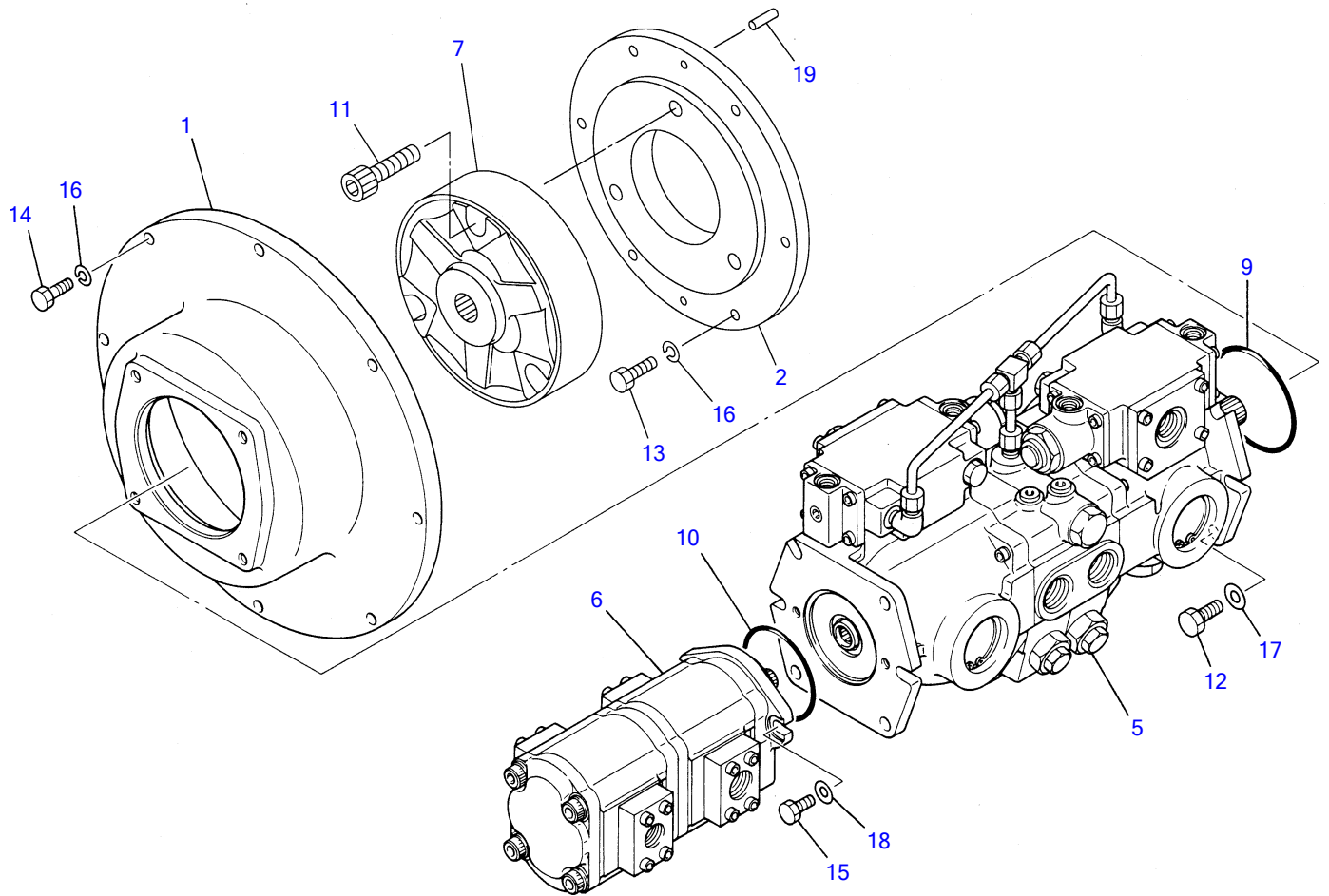
TL26 Book No. PT5-101Z5 S/N 2620002-
PUMP DRIVE (2620002~2620833)



T5-28a-0-D

PUMP DRIVE (2620002~2620833)

Item	Part number	Description	Q'ty	Chan.	Serial No.	Serv.	Remarks
1	0880520010	HOUSING	1				
2	0880520020	FRANGE	1				
3	0880520030	COUPLING	1				
4	X*****	PLATE	1				
5	1902011700	PUMP ASSY	1		0002~0669		
	1902015700	PUMP ASSY	1		0670~		
6	1902010700	PUMP ASSY, gear	1				
7	1602000300	COUPLING, flex	1				
8	1400403739	SEAL, oil	1				
9	1420310154	O-RING	1				
10	1420110850	O-RING	1				
11	1111051650	CAP SCREW	6				
12	1101041235	BOLT	4				
13	1101041030	BOLT	6				
14	1100041035	BOLT	8				
15	1100041025	BOLT	2				
16	1140020010	WASHER, spring	14				
17	1141540012	WASHER	4				
18	1141540010	WASHER	2				
19	1212000625	PIN	2				
20	1213000510	PIN, spring	9				
	T528a2L						

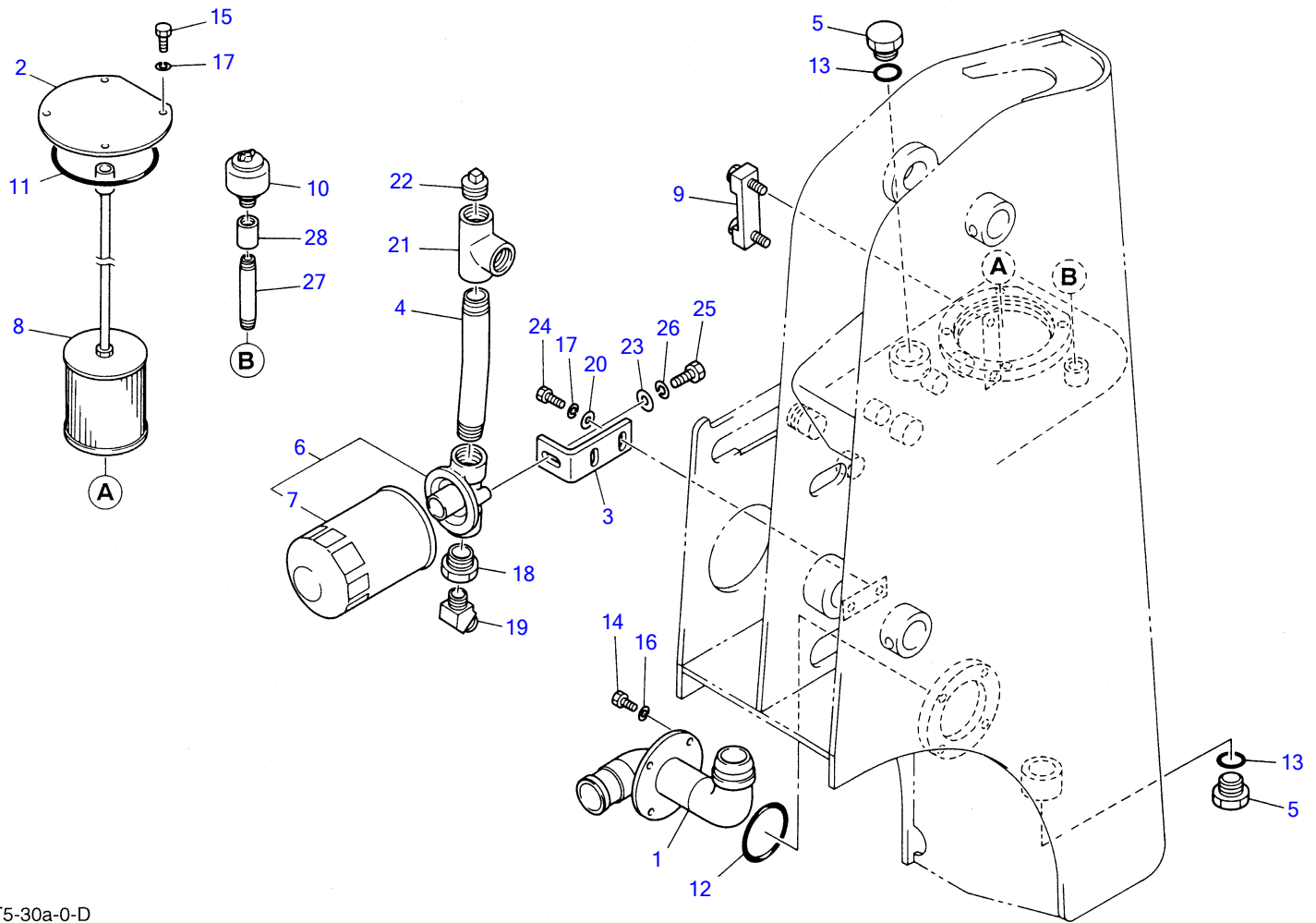


T5-28a-1-D

PUMP DRIVE (2620834~2621060)

Item	Part number	Description	Q'ty	Chan.	Serial No.	Serv.	Remarks
		PUMP DRIVE ASSY					
1	0880520210	HOUSING	1				
2	0880520220	FRANGE	1				
5	1902015700	PUMP ASSY	1				
6	1902010700	PUMP ASSY, gear	1				
7	0880520230	COUPLING, flex	1				
9	1420310154	O-RING	1				
10	1420110850	O-RING	1				
11	1111051655	CAP SCREW	3				
12	1101041235	BOLT	4				
13	1101041030	BOLT	6				
14	1100041035	BOLT	8				
15	1100041025	BOLT	2				
16	1140020010	WASHER, spring	14				
17	1141540012	WASHER	4				
18	1141540010	WASHER	2				
19	1212000622	PIN	2				
	T528a3L						

TL26 Book No. PT5-101Z5 S/N 2620002-
HYDRAULIC TANK (2620002~2620158)

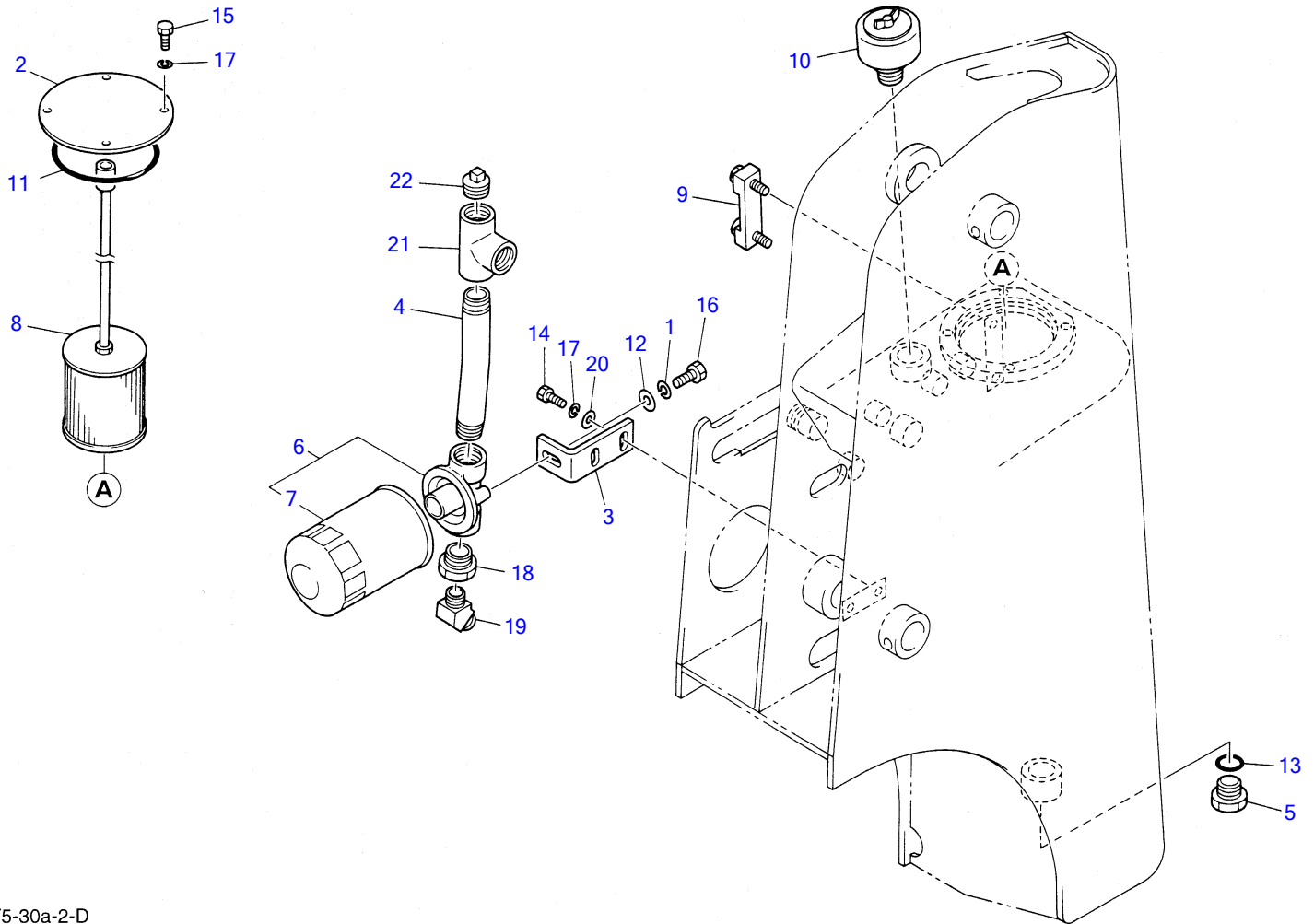


T5-30a-0-D

HYDRAULIC TANK (2620002~2620158)

Item	Part number	Description	Q'ty	Chan.	Serial No.	Serv.	Remarks
1	0880801200	FRANGE	1				
2	0438000300	COVER	1				
3	0880801300	BRACKET	1				
4	0880801400	PIPE	1				
5	0007256006	PLUG	2				
6	1551000200	FILTER ASSY	1				
7	1551000220	· CARTRIDGE	1				
8	1550212590	STRAINER	1				
9	1553020685	GAUGE	1				
10	1552000300	BREATHER, air	1				
11	1420111250	O-RING	1				
12	1420110850	O-RING	1				
13	1420010290	O-RING	2				
14	1100040816	BOLT	4				
15	1100041016	BOLT	4				
16	1140020008	WASHER, spring	4				
17	1140020010	WASHER, spring	6				
18	1508601006	BUSHING	1				
19	1511250006	ADAPTOR	1				
20	1141110010	WASHER	2				
21	1508200010	TEE	1				
22	1508700010	PLUG	1				
23	1141110012	WASHER	1				
24	1100041020	BOLT	2				
25	1100041225	BOLT	1				
26	1140020012	WASHER, spring	1				
27	0009103100	NIPPLE	1				
28	1508410003	SOCKET	1				
	T530a0L						

TL26 Book No. PT5-101Z5 S/N 2620002-
HYDRAULIC TANK (2620159~2621060)

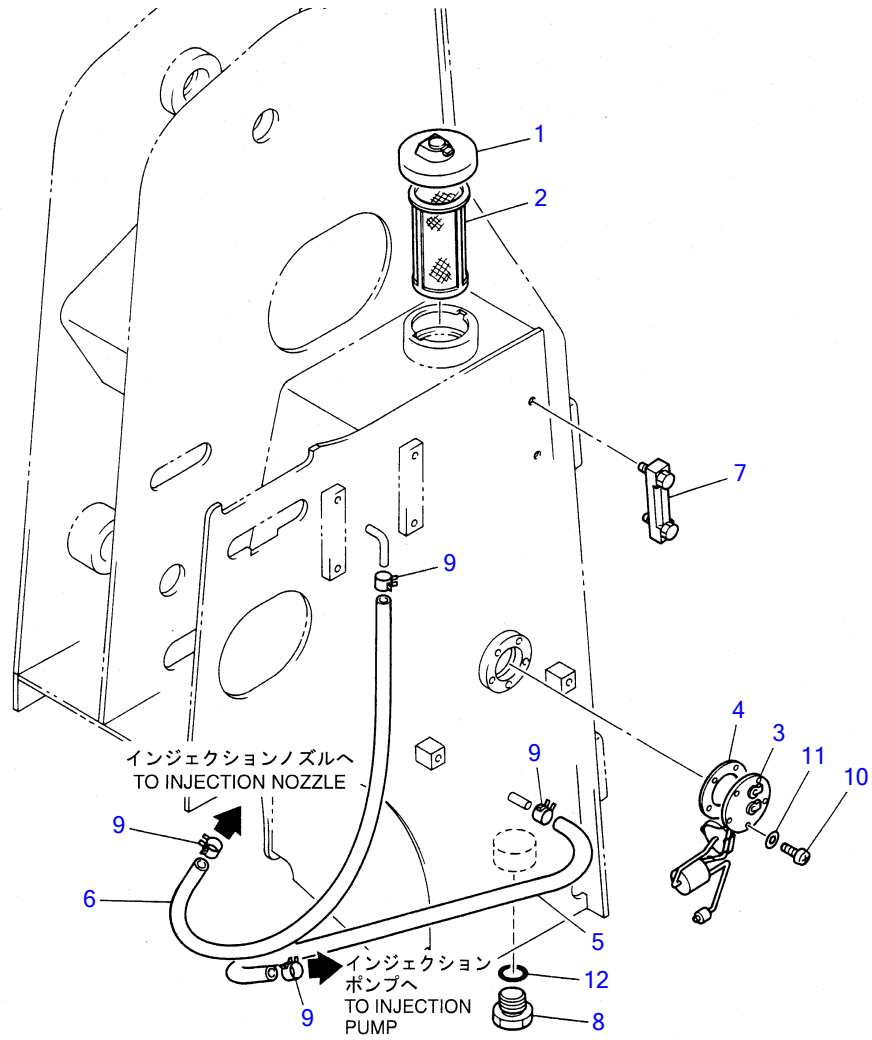


T5-30a-2-D

HYDRAULIC TANK (2620159~2621060)

Item	Part number	Description	Q'ty	Chan.	Serial No.	Serv.	Remarks
1	1140020012	WASHER, spring	1				
2	0438000300	COVER	1		0159~0621		
3	0880801300	BRACKET	1				
4	0880801400	PIPE	1				
5	0007256006	PLUG	1				
6	1551000200	FILTER ASSY	1				
7	1551000220	• CARTRIDGE	1				
8	1550212590	STRAINER	1				
9	1553020685	GAUGE	1				
10	1552000800	BREATHING, air	1				
11	1420101250	O-RING	1				
12	1141110012	WASHER	1				
13	1420010290	O-RING	1				
14	1100041020	BOLT	2				
15	1100041016	BOLT	4				
16	1100041225	BOLT	1				
17	1140020010	WASHER, spring	6				
18	1508601006	BUSHING	1				
19	1511250006	ADAPTOR	1				
20	1141110010	WASHER	2				
21	1508200010	TEE	1				
22	1508700010	PLUG	1				
	T530a3L						

TL26 Book No. PT5-101Z5 S/N 2620002-
FUEL TANK & FUEL PIPING

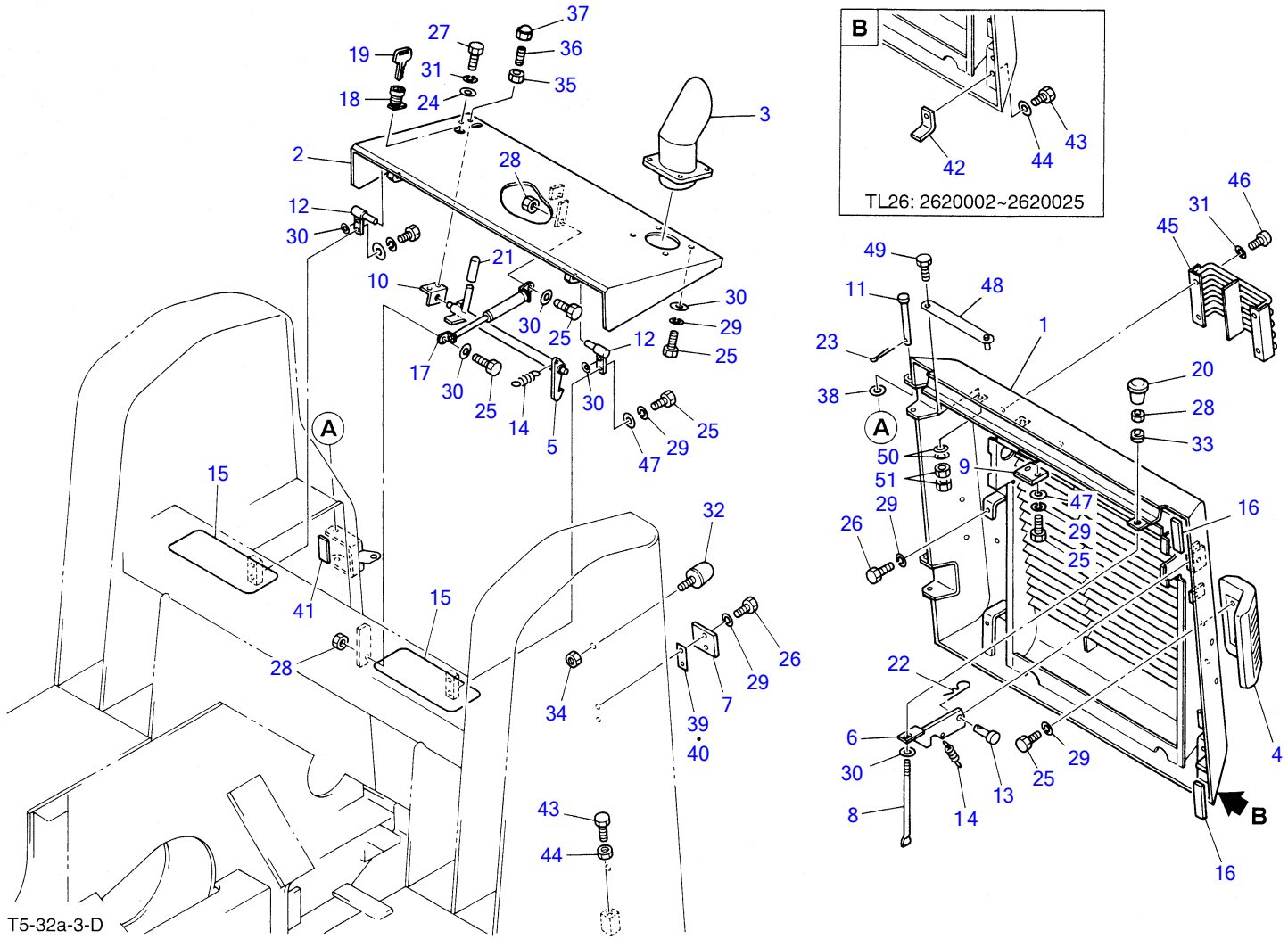


T5-31a-0-D

FUEL TANK & FUEL PIPING

Item	Part number	Description	Q'ty	Chan.	Serial No.	Serv.	Remarks
1	1552100500	CAP	1				
2	1552100320	STRAINER	1				
3	1553200600	SENDER, fuel	1				
4	1553200800	PACKING	1				
5	1531209040	HOSE	1				sold by the meter
6	1531209080	HOSE	1				sold by the meter
7	1553020680	GAUGE	1		0002~0118		
8	0007256006	PLUG	1				
9	1533120015	BAND	4				
10	1120530510	SCREW	5				
11	1141110005	WASHER	5				
12	1420010290	O-RING	1				
	T531a3L						

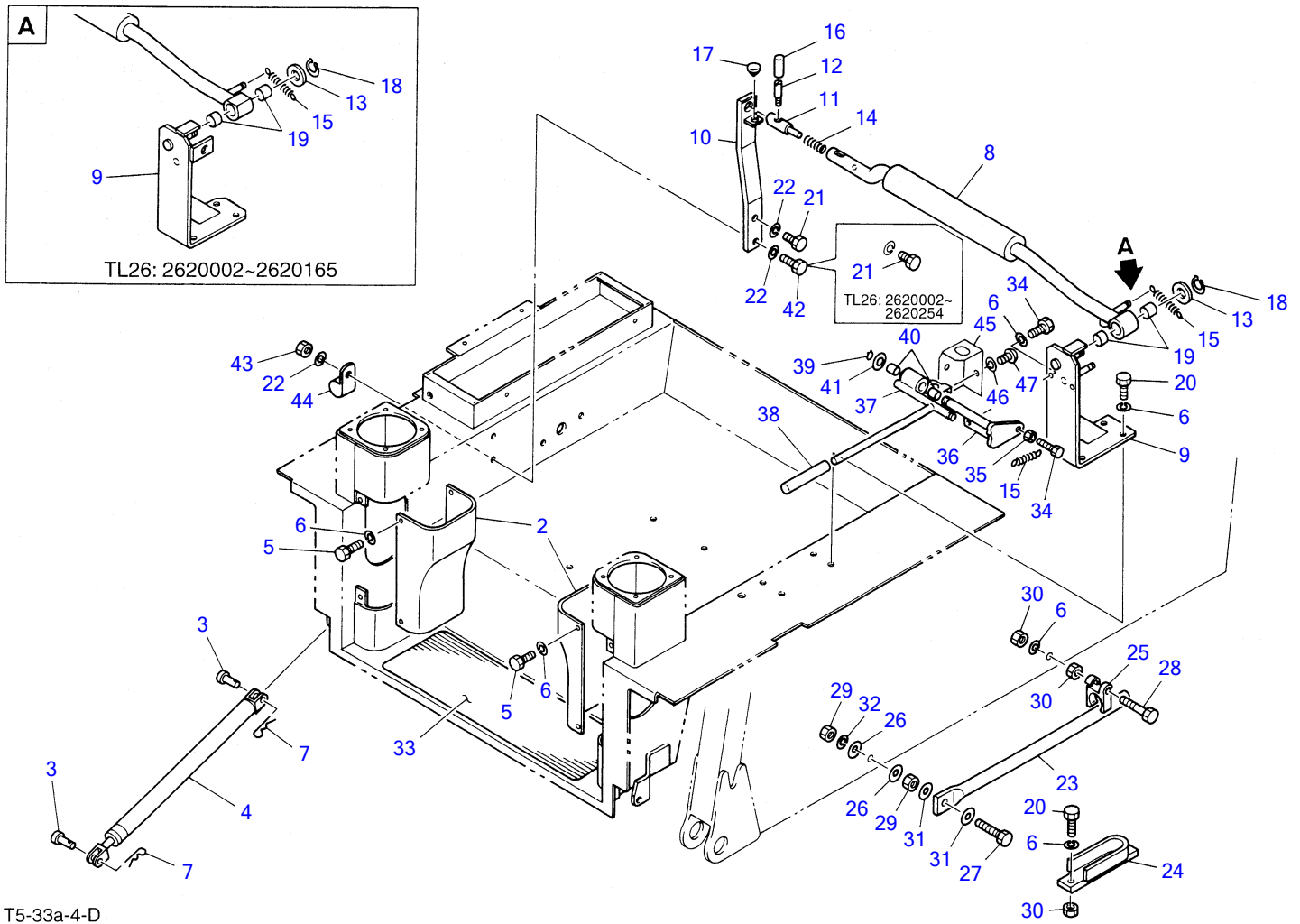
TL26 Book No. PT5-101Z5 S/N 2620002-
COVER



COVER							
Item	Part number	Description	Q'ty	Chan.	Serial No.	Serv.	Remarks
1	0880821100	BONET (REAR)	1	(L)	0002~0185		
	0880821300	BONET (REAR)	1	(H)	0186~		
2	0880821150	BONET (UPPER)	1				
3	0880821010	PIPE	1				
4	0880820020	BUMPER	2				
5	0880821020	LEVER	1				
6	0880820040	PLATE	1		0002~0023		
	0880821210	PLATE	1	(H)	0024~		
7	0880820050	CATCH	1				
8	0880820060	ROD	1		0002~0023		
	0880821220	ROD	1	(H)	0024~		
9	0880820070	CATCH	1				
10	0880820080	ANGLE	1				
11	0880820090	PIN	2				
12	0348200600	PIN	2				
13	0004010025	PIN	1				
14	0007000070	SPRING	2				
15	0880821030	SHEET	2		0002~0153		
16	0880821040	PLATE, rubber	2				
17	1653900004	DAMPER	1				
18	1653601395	LOCK ASSY	1				
19	1700100019	KEY	1				
20	1653950308	KNOB	1				
21	1650202300	CAP	1				
22	1214000008	PIN, snap	1				
23	1210003220	PIN, split	2				
24	1141110006	WASHER	1				
25	1100040820	BOLT	20				
26	1100040816	BOLT	6				
27	1100040612	BOLT	1				
28	1130040008	NUT	3				
29	1140020008	WASHER, spring	24				
30	1141110008	WASHER	7				
31	1140020006	WASHER, spring	1		0002~0023		0186~1060 (TL26)
	1140020006	WASHER, spring	9		0024~0185		
32	1653691121	STOPPER	2				
33	1652611160	BUSHING	1				
34	1130540010	NUT	2				
35	1130040006	NUT	1				
36	1121040620	SET-SCREW	1				
37	1134030006	NUT	1				
38	1141110012	WASHER	2				
39	0880821050	SHIM	1				
40	0880821060	SHIM	1				
41	0880821070	PLATE, rubber	2				
42	0880821080	STOPPER	1		0002~0023		
43	1100041025	BOLT	1		0002~0023		
	1100041230	BOLT	1		0024~		
44	1141540010	WASHER	1		0002~0023		
	1130040012	NUT	1		0024~		
45	0880821090	PROTECTOR	2		0024~0185		
46	1120530614	SCREW	8		0024~0185		
47	0003608252	WASHER	6				
48	0880621350	PLATE	1		0790~		
49	1100041035	BOLT	1		0790~		
50	1225000010	WASHER	2		0790~		
51	1130040010	NUT	2		0790~		

T532a3L

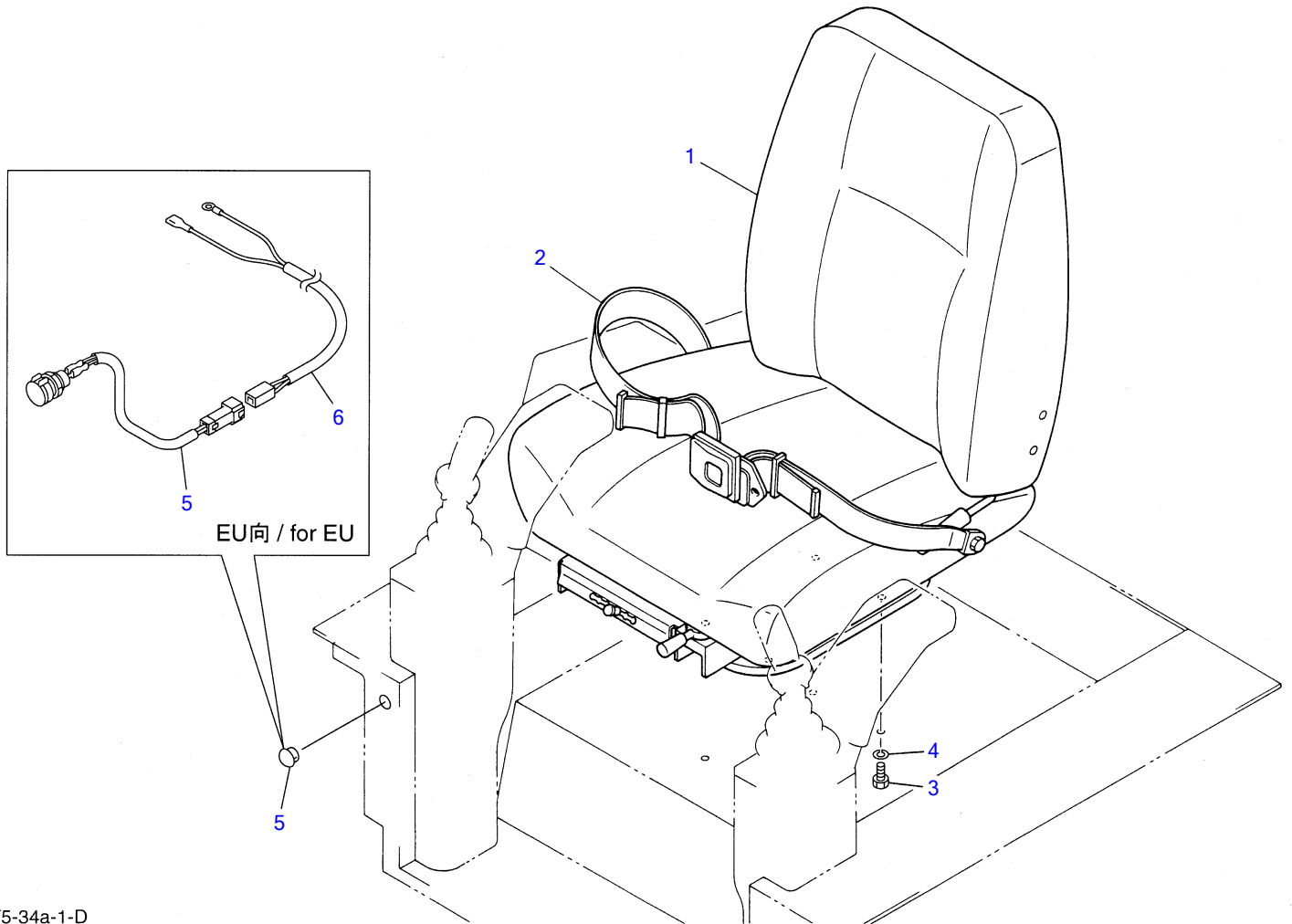
TL26 Book No. PT5-101Z5 S/N 2620002-
FLOOR FRAME



FLOOR FRAME

Item	Part number	Description	Q'ty	Chan.	Serial No.	Serv.	Remarks
2	0880350010	COVER	2				
3	0004010025	PIN	4				
4	1653900013	DAMPER	2				
5	1100040816	BOLT	8				
6	1140020008	WASHER, spring	15		0002~0165		
	1140020008	WASHER, spring	17		0166~		
7	1214000008	PIN, snap	4				
8	0880460110	BAR	1	A	0002~0789		
	0880462030	BAR	1	a(H)	0790~		
9	0880460120	BRACKET	1				
10	0880460130	CATCH	1				
11	0880460140	LATCH	1				
12	0063248700	LEVER	1				
13	0003000065	COLLAR	1				
14	0007000058	SPRING	1				
15	0007000070	SPRING	1		0002~0165		
	0007000070	SPRING	2		0166~		
16	0543208900	GRIP	1				
17	1652505400	RUBBER, cushion	1				
18	1220000020	RING, snap	1				
19	1333002015	BUSHING	2				
20	1100040820	BOLT	6				
21	1100041025	BOLT	2		0002~0254		
	1100041025	BOLT	1		0255~		
22	1140020010	WASHER, spring	2		0002~0254		
	1140020010	WASHER, spring	3		0255~		
23	0880351010	STAY	1				
24	0880351020	STOPPER	1				TL26
25	0880351030	CLIP	1				
26	0003600006	WASHER	2				
27	1100041245	BOLT	1				
28	1100040845	BOLT	1				
29	1130040012	NUT	2				
30	1130040008	NUT	4				
31	1141110012	WASHER	2				
32	1140020012	WASHER, spring	1				
33	0880351040	SHEET	1	(L)	0002~0789		
	0880821355	SHEET	1	(H)	0790~		
34	1100040825	BOLT	3		0166~		
35	1130040008	NUT	1		0166~		
36	0880462010	SHAFT	1	A	0166~0789		
	0880462040	SHAFT	1	a(H)	0790~		
37	0880462020	LEVER	1	A	0166~0789		
	0880462050	LEVER	1	a(H)	0790~		
38	1650202300	CAP	1		0166~		
39	1220000015	RING, snap	1		0166~		
40	1333001515	BUSHING	2		0166~		
41	1141110014	WASHER	1		0166~		
42	1100041035	BOLT	1		0255~		
43	1130040010	NUT	1		0255~		
44	0007300001	CLAMP	1		0255~		
45	0880462060	COVER	1	a(H)	0790~		
46	1140020005	WASHER, spring	2	a(H)	0790~		
47	1120530510	SCREW	2	a(H)	0790~		

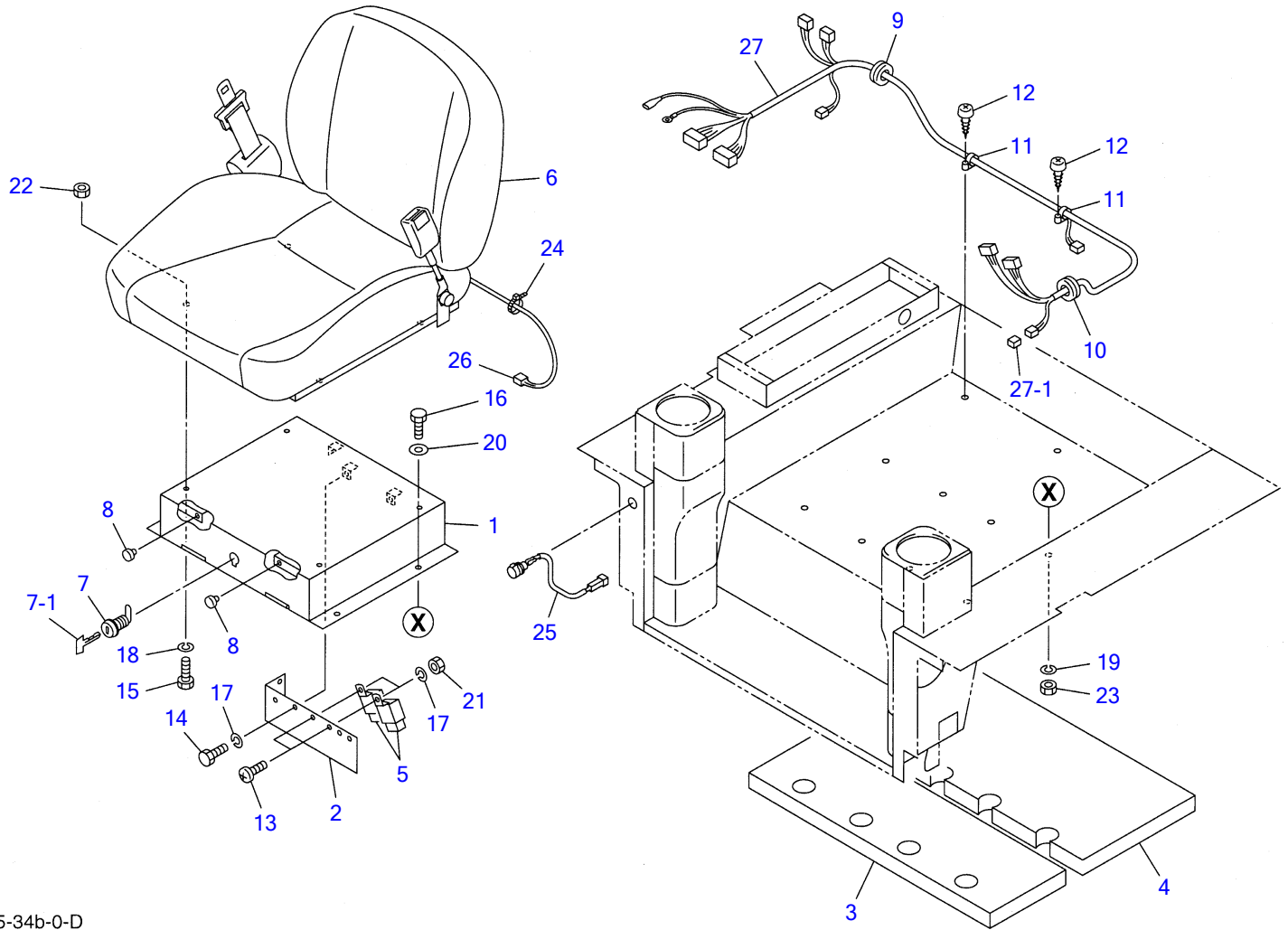
T533a3L



T5-34a-1-D

Item	Part number	Description	Q'ty	SEAT			Remarks
				Chan.	Serial No.	Serv.	
1	1914100047	SEAT ASSY	1				
2	1914100048	BELT, seat	1				
3	1100040820	BOLT	4				
4	1140020008	WASHER, spring	4				
5	0394203100	SOCKET ASSY	1				for EU
	1652533023	CAP	1				
6	0880345010	HARNES, wiring	1				for EU
	T534a1L						

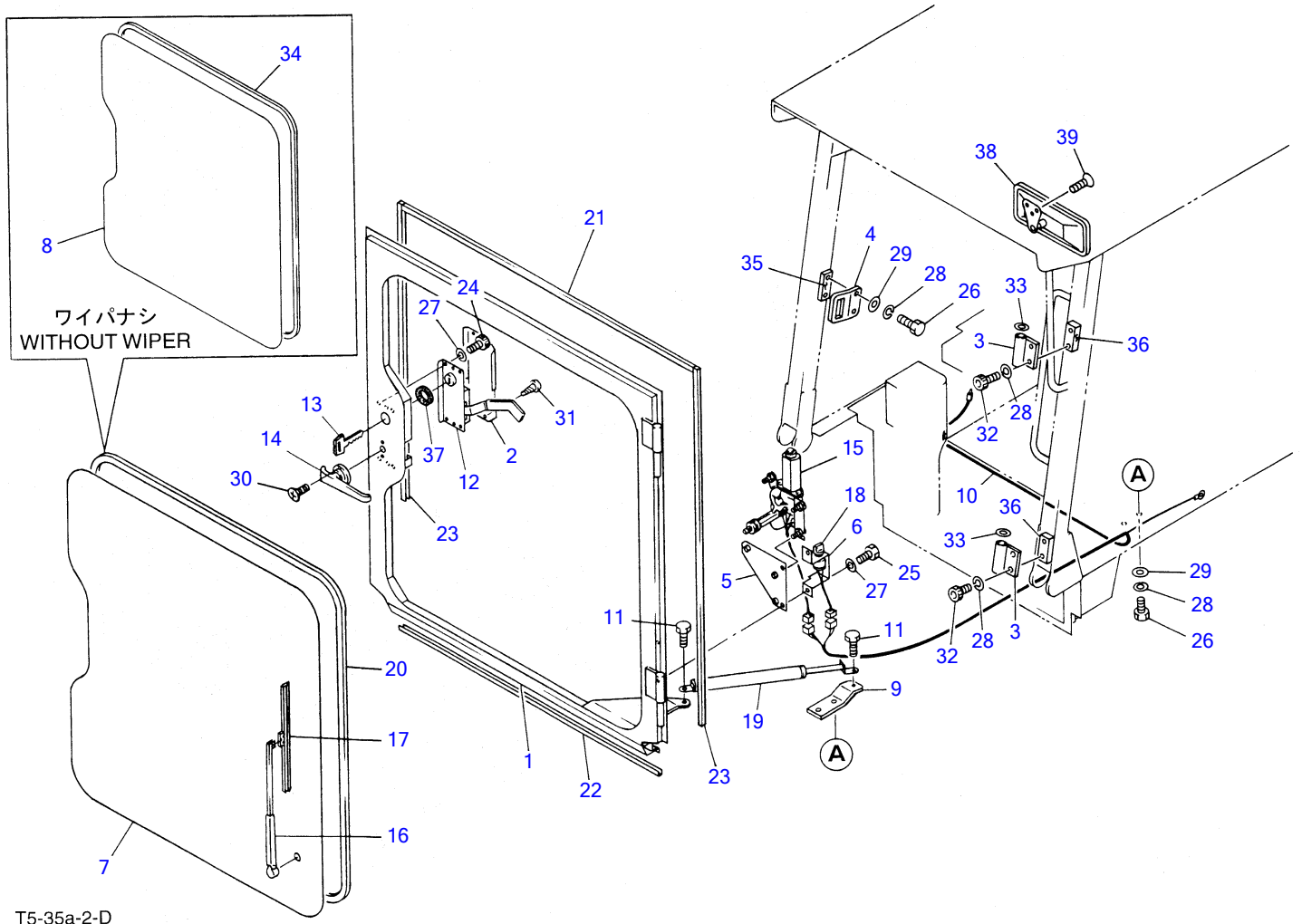
TL26 Book No. PT5-101Z5 S/N 2620002-
SEAT (with switch)



T5-34b-0-D

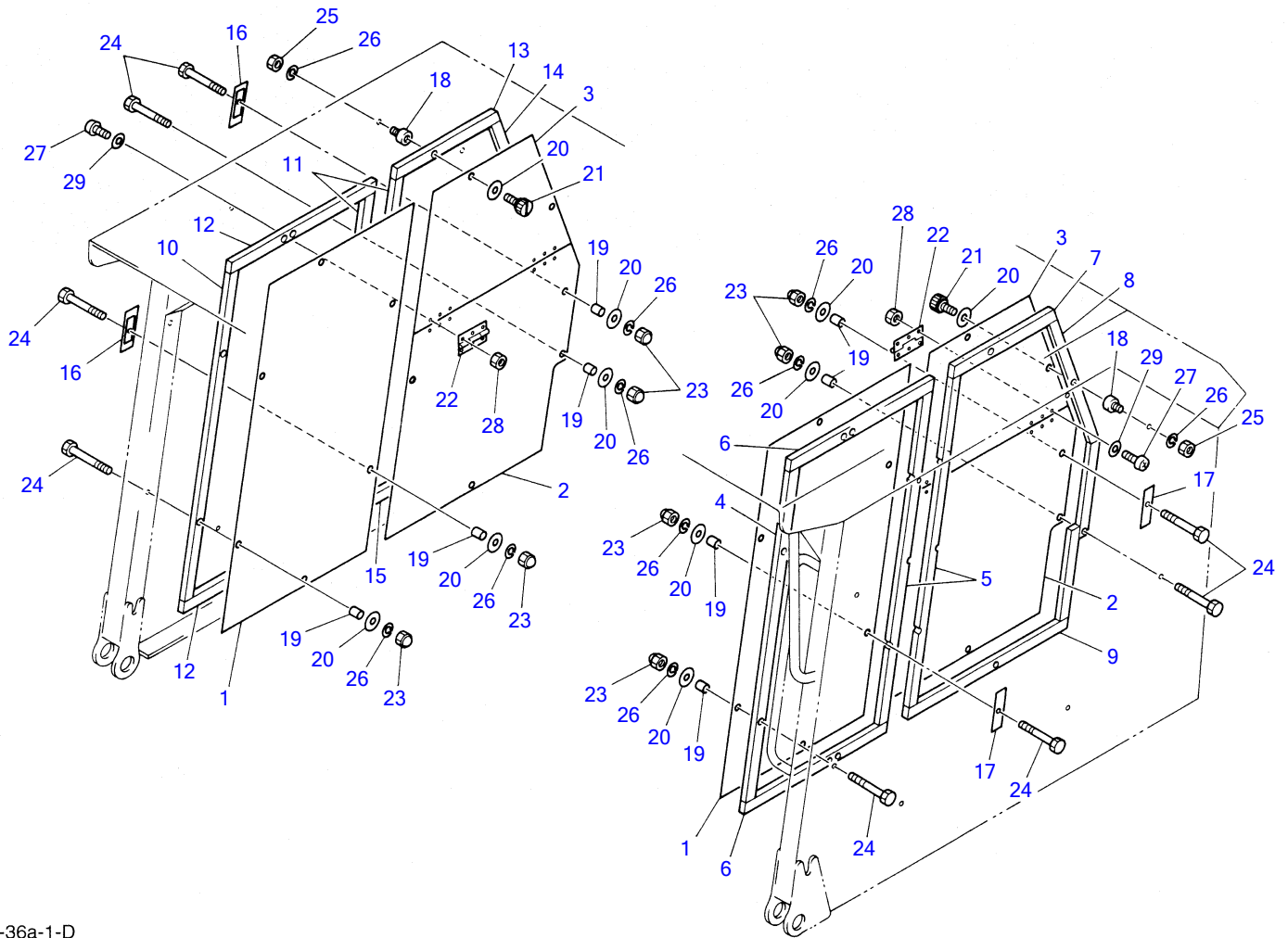
SEAT (with switch)

Item	Part number	Description	Q'ty	Chan.	Serial No.	Serv.	Remarks
		SEAT ASSY					
1	0880343100	BOX	1				
2	0880342150	PLATE	1				
3	0880342160	ABSORBENT, nose	1				
4	0880343170	ABSORBENT, nose	1				
5	1711900042	RELAY	2				
6	1914100058	SEAT	1				
7	1653601395	LOCK	1				
7-1	1700100019	KEY	1				
8	1652515000	RUBBER	2				
9	1652053000	GROMMET	1				
10	1652053200	GROMMET	1				
11	1652221050	BAND	2				
12	1122530410	SCREW	2				
13	1120540612	SCREW	2				
14	1100040612	BOLT	3				
15	1100040820	BOLT	4				
16	1100041020	BOLT	4				
17	1140020006	WASHER, spring	5				
18	1140020008	WASHER, spring	4				
19	1140020010	WASHER, spring	4				
20	1141110010	WASHER	4				
21	1130040006	NUT	2				
22	1130040008	NUT	4				
23	1130040010	NUT	4				
24	1652200004	BAND	1				
25	0394203100	SOCKET ASSY	1				
26	1704510003	CONNECTOR	1				
27	0880425100	HARNES, wiring	1				
27-1	1730500008	• DIODE	1				
	T534b0L						



T5-35a-2-D

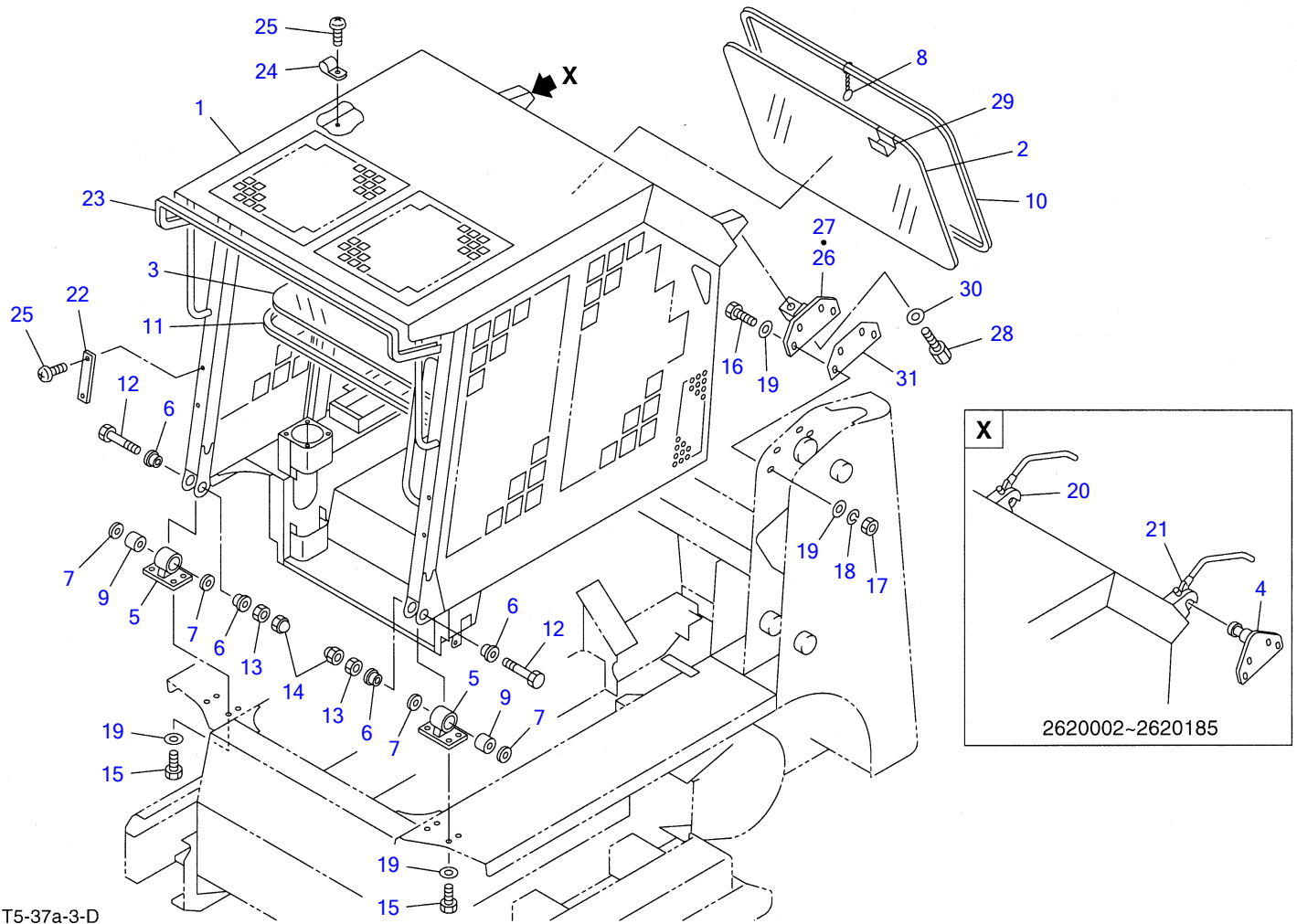
FRONT DOOR							
Item	Part number	Description	Q'ty	Chan.	Serial No.	Serv.	Remarks
0	0880860000	DOOR ASSY, front	1				with wiper
	0880861000	DOOR ASSY, front	1				without wiper
1	0880860100	• DOOR, front	1				
2	0880860010	• COVER	1				
3	0880860020	• HINGE	2				
4	0880860030	• STRIKER	1				
5	0880860040	• BRACKET	1				with wiper
6	0880860050	• BRACKET	1				with wiper
7	0880860060	• GLASS	1				with wiper
8	0880861010	• PLATE	1				without wiper
9	0880860070	• BRACKET	1				
10	0880860080	• HARNESS, wiring	1				with wiper
11	0138255300	• BOLT	2				
12	1653600303	• LOCK ASSY, door	1				
13	1700100019	• KEY	1				
14	1654000800	• HANDLE	1				
15	1704051212	• MOTOR, wiper	1				with wiper
16	1704140350	• ARM, wiper	1				with wiper
17	1704206400	• BLADE, wiper	1				with wiper
18	1704300007	• SWITCH, wiper	1				with wiper
19	1653900035	• DAMPER	1				
20	1654252320	• H-RUBBER	1				with wiper
21	1654606090	• SEAL	1				sold by the meter
22	1654606080	• SEAL	1				sold by the meter
23	1654520094	• RUBBER	2				
24	1110040612	• CAP SCREW	6				
25	1100040620	• BOLT	2				
26	1100040816	• BOLT	4				
27	1140020006	• WASHER, spring	8				
28	1140020008	• WASHER, spring	8				
29	1141110008	• WASHER	4				
30	1120630512	• SCREW	2				
31	1122520410	• SCREW	4				
32	1110040816	• CAP SCREW	4				
33	1141210014	• WASHER	2				
34	1654204320	• H-RUBBER	1				without wiper
35	0880841128	• PLATE	1		0002~0060		
36	0880841129	• PLATE	2		0002~0060		
37	1654000100	• BUSHING	1		0260~		
38	1654005450	MIRROR	1				
39	1120630512	SCREW	3				
	T535a2L						



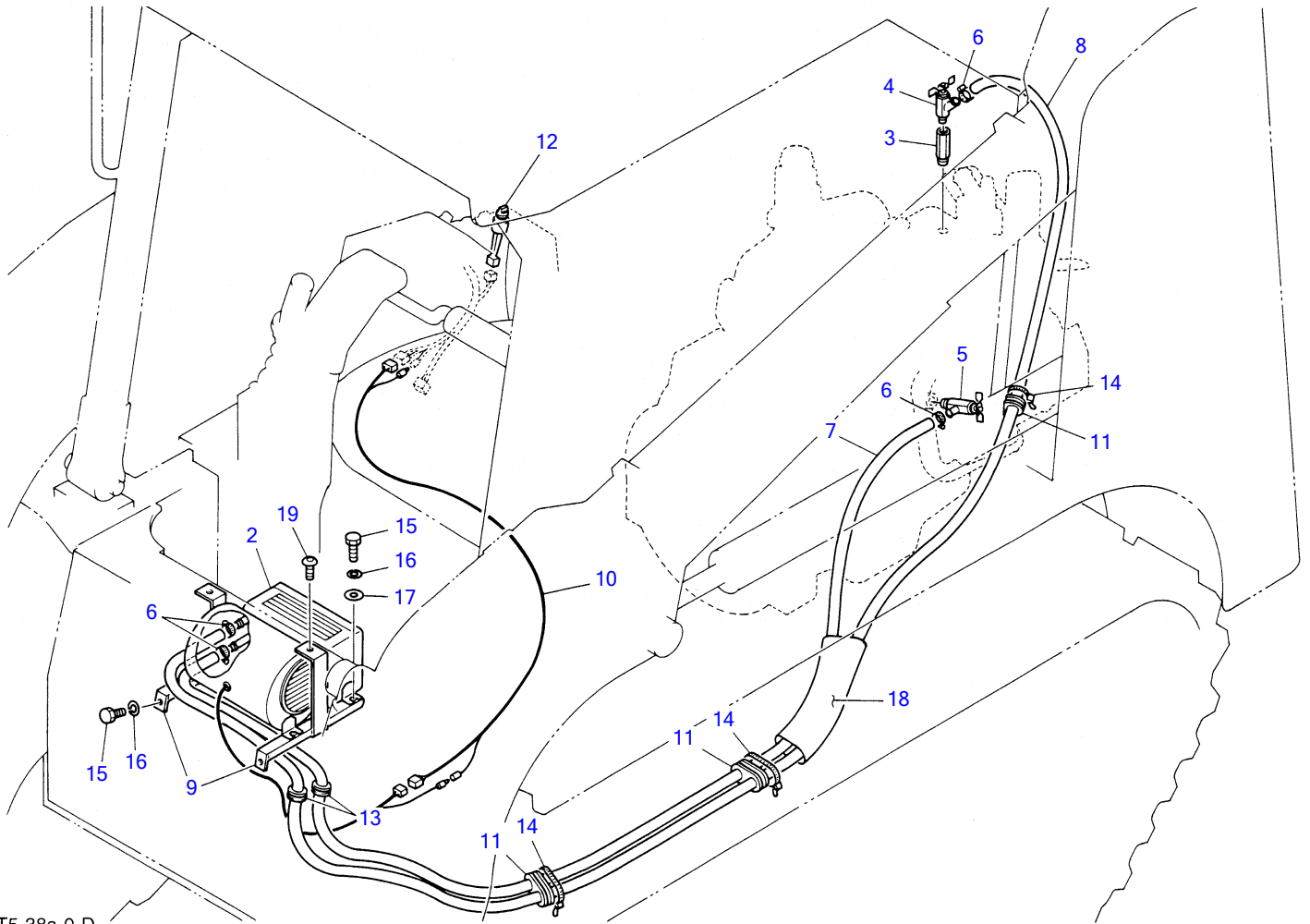
T5-36a-1-D

SIDE WINDOW

Item	Part number	Description	Q'ty	Chan.	Serial No.	Serv.	Remarks
0	0880863000	WINDOW ASSY, side	1				
1	0880863010	• PLATE (A)	2				
2	0880863020	• PLATE (B)	2				
3	0880863030	• PLATE (C)	2				
4	0880863040	• SEAL (L.H.)	1				
5	0880863050	• SEAL (L.H.)	2				
6	0880863060	• SEAL (L.H.)	2				
7	0880863070	• SEAL (L.H.)	1				
8	0880863080	• SEAL (L.H.)	1				
9	0880863090	• SEAL (L.H.)	1				
10	0880863100	• SEAL (R.H.)	1				
11	0880863110	• SEAL (R.H.)	2				
12	0880863120	• SEAL (R.H.)	2				
13	0880863130	• SEAL (R.H.)	1				
14	0880863140	• SEAL (R.H.)	1				
15	0880863150	• SEAL (R.H.)	1				
16	0880863160	• PLATE (R.H.)	4				
17	0880863170	• PLATE (L.H.)	4				
18	0880863180	• NUT	4				
19	0880862120	• SPACER	20				
20	0003600093	• WASHER	24				
21	1652711698	• SCREW	4				
22	1653210277	• HINGE	4				
23	1134030006	• NUT	20				
24	1100040625	• BOLT	20				
25	1130040006	• NUT	4				
26	1140020006	• WASHER, spring	24				
27	1120530310	• SCREW	24				
28	1130040003	• NUT	24				
29	1141110003	• WASHER	24				
	T536a1L						



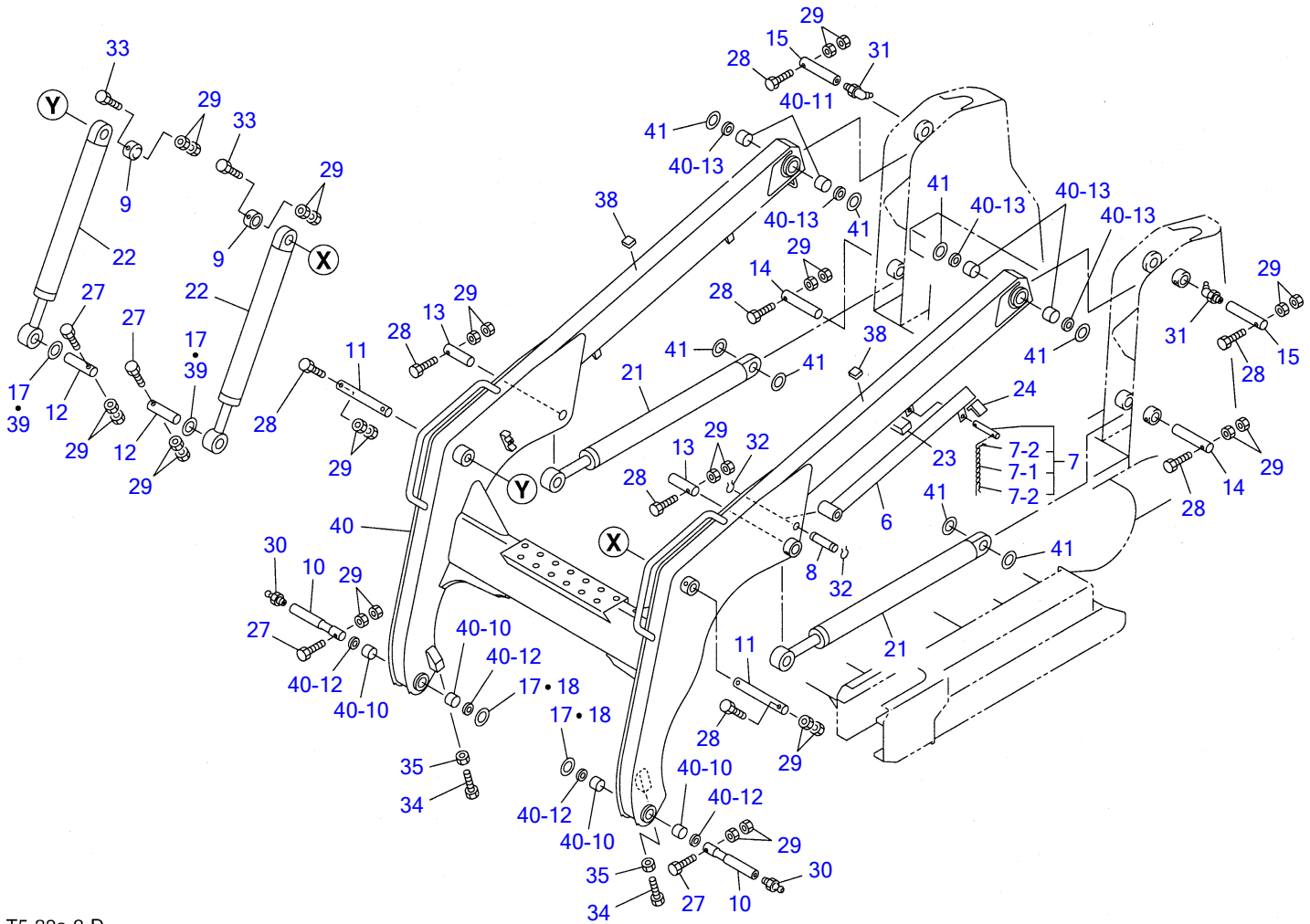
CANOPY						
Item	Part number	Description	Q'ty	Chan.	Serial No.	Serv. Remarks
1	0880841300	CANOPY ASSY	1			
2	0880840020	GLASS	1			
3	0880840030	GLASS	1			
4	0880841010	BRACKET	2		0002~0185	
5	0880840050	BRACKET	2			
6	0880840060	COLLAR	4			
7	0880840070	WASHER	4			
8	0880841040	RING	1			
9	1651005030	RUBBER, cushion	2			
10	1654252275	H-RUBBER	1			
11	1654252199	H-RUBBER	1			
12	1100041695	BOLT	2			
13	1130040016	NUT	2			
14	1134030016	NUT	2			
15	1100041225	BOLT	8			
16	1100041235	BOLT	8			
17	1130040012	NUT	8			
18	1140020012	WASHER, spring	8			
19	1141540012	WASHER	24			
20	0880841125	LOCK, damp (R.H.)	1		0002~0185	
21	0880841126	LOCK, damp (L.H.)	1		0002~0185	
22	0880841050	STOPPER	2			
23	1653901148	MOLD	1			
24	1652400008	CLAMP	4			
25	1122500410	SCREW	8			
26	0880841150	BRACKET (R.H.)	1		0186~	
27	0880841160	BRACKET (L.H.)	1		0186~	
28	0880841076	BOLT	2		0186~	
29	0880841080	PLATE	1		0202~	
30	0003618004	WASHER	2		0186~	
31	0880841090	SHIM	AR			
	T537a3L					



T5-38a-0-D

HEATER						
Item	Part number	Description	Q'ty	Chan.	Serial No.	Serv. Remarks
1	0880490070	HEATER ASSY	1			
2	1911508100	· HEATER	1			
3	0007200016	· BUSHING	1			
4	1911502300	· VALVE	1			
5	1911502100	· VALVE	1			
6	1911500500	· BAND	4			
7	1911521830	· HOSE	1			sold by the meter
8	1911521880	· HOSE	1			sold by the meter
9	0880470010	BRACKET	2			
10	0880470020	HARNES, wiring	1			
11	0097210300	GUARD	3			
12	1911503400	SWITCH, heater	1			
13	1652002202	GROMMET	2			
14	1652241300	BAND	4			
15	1100040816	BOLT	6			
16	1140020008	WASHER, spring	6			
17	1141110008	WASHER	4			
18	1531350030	PROTECTOR	1			sold by the meter
19	1120900820	SCREW	2			
	T538a0L					

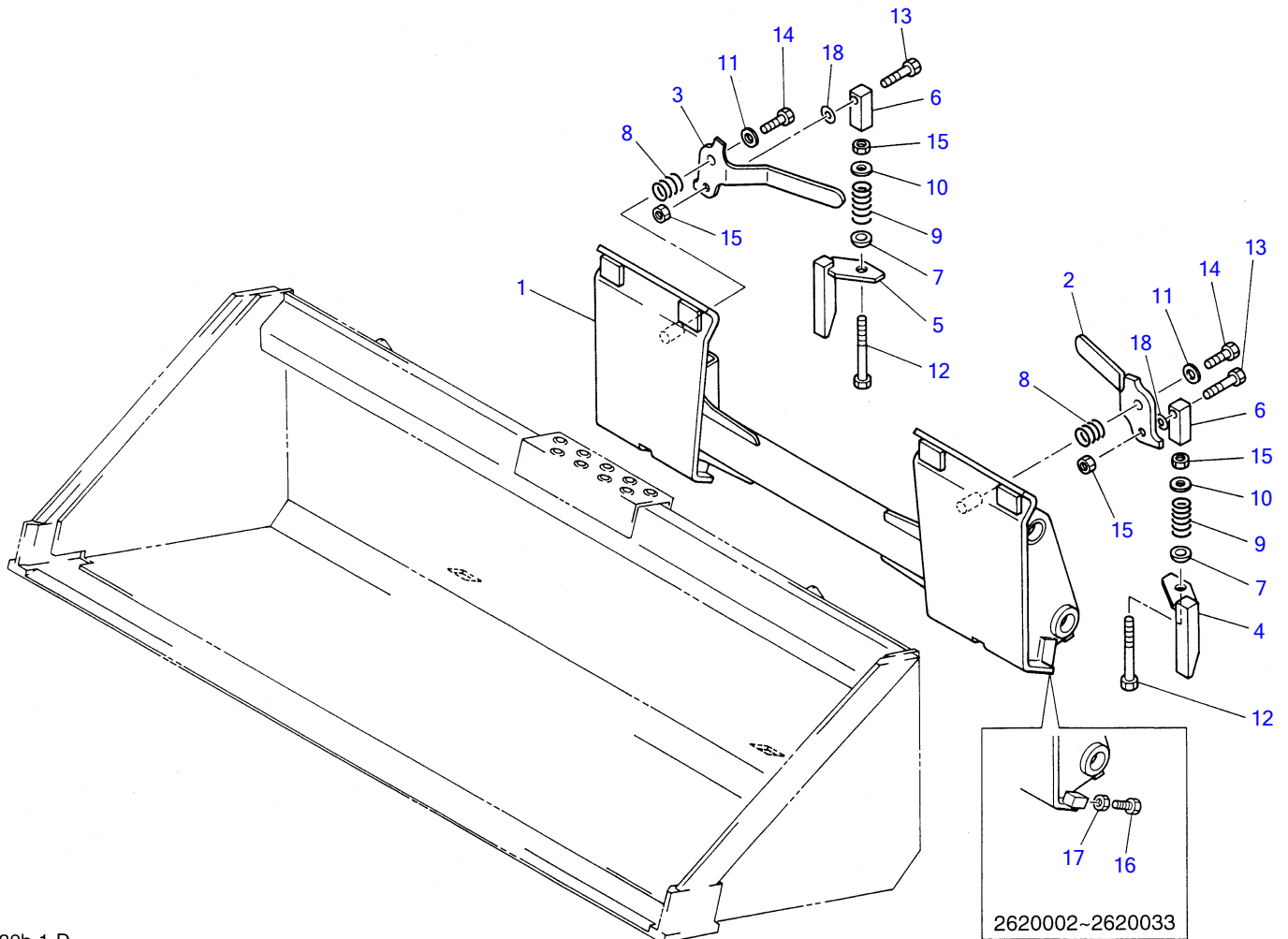
TL26 Book No. PT5-101Z5 S/N 2620002-
ARM



T5-39a-2-D

Item	Part number	Description	Q'ty	ARM		
				Chan.	Serial No.	Serv. Remarks
		ARM ASSY	1			
6	0880600060	LOCK	1			
7	0880600090	PIN ASSY	1			
7-1	1652735886	· CHAIN	1			
7-2	1214000012	· PIN ,snap	2			
8	0880600300	PIN	1			
9	0880600310	COLLAR	2			
10	0880601040	PIN	2			
11	0880601500	PIN	2			
12	0001602135	PIN	2			
13	0001603125	PIN	2			
14	0001603170	PIN	2			
15	0001683001	PIN	2			
17	0003103623	SHIM	2			
18	0003103632	SHIM	2			
21	1900058100	CYLINDER	2			
22	1900058200	CYLINDER	2			
23	0880601050	SPONGE	1			
24	0880601060	RUBBER	1			
27	1103041070	BOLT	4			
28	1103041080	BOLT	8			
29	1130240010	NUT	28			
30	1560001000	FITTING,grease	2			
31	1560001675	FITTING,grease	2			
32	1220000030	RING,snap	2			
33	1103041090	BOLT	2			
34	1100242050	BOLT	2			
35	1130040020	NUT	2			
38	0880601510	RUBBER	2			
39	0003103612	SHIM	AR			
40	0880601900	ARM	1			
40-10	0002400028	· BUSHING	4			
40-11	0002400019	· BUSHING	4			
40-12	1432200035	· SEAL,dust	4			
40-13	1432200040	· SEAL,dust	4			
41	0436011300	SHIM	8			
	T539a3L					

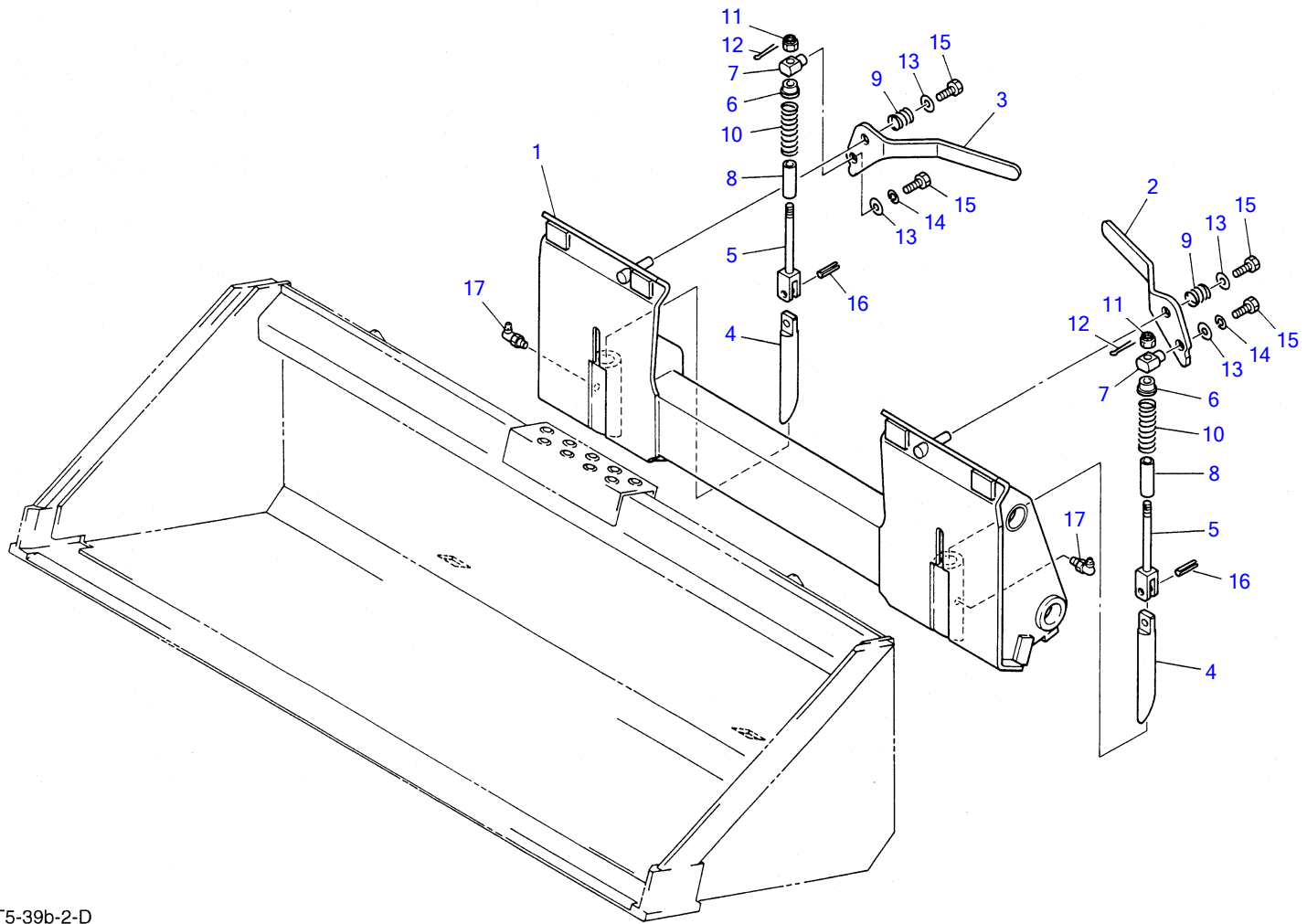
TL26 Book No. PT5-101Z5 S/N 2620002-
QUICK ATTACHMENT (2620002~2620201)



T5-39b-1-D

QUICK ATTACHMENT (2620002~2620201)

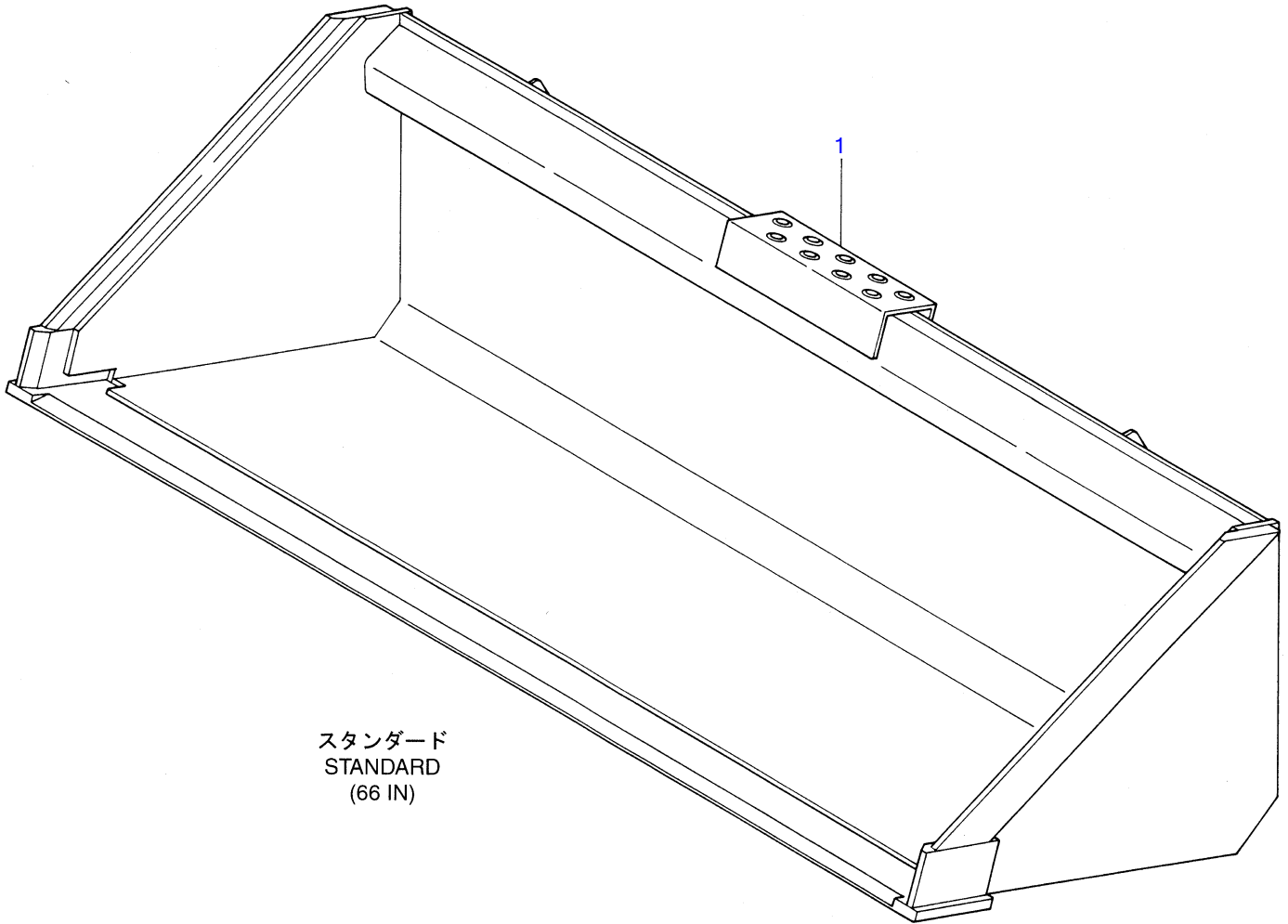
Item	Part number	Description	Q'ty	Chan.	Serial No.	Serv.	Remarks
0	0880611000	BRACKET ASSY	1				
1	0880611100	▪ BRACKET	1				
2	0880611020	▪ LEVER (L.H.)	1				
3	0880611030	▪ LEVER (R.H.)	1				
4	0880611040	▪ PIN(L.H.)	1				
5	0880611050	▪ PIN(R.H.)	1				
6	0880611060	▪ YOKE	2				
7	0880611070	▪ WASHER	2				
8	0007000016	▪ SPRING	2				
9	0007000076	▪ SPRING	2				
10	0003600006	▪ WASHER	2				
11	1141550010	▪ WASHER	2				
12	1101141220	▪ BOLT	2				
13	1101041250	▪ BOLT	2				
14	1100041020	▪ BOLT	2				
15	1130540012	▪ NUT	4				
16	1100041635	▪ BOLT	2		0002~0033		
17	1130040016	▪ NUT	2		0002~0033		
18	1141110012	▪ WASHER	2				
	T539b1L						



T5-39b-2-D

QUICK ATTACHMENT (2620202~2621060)

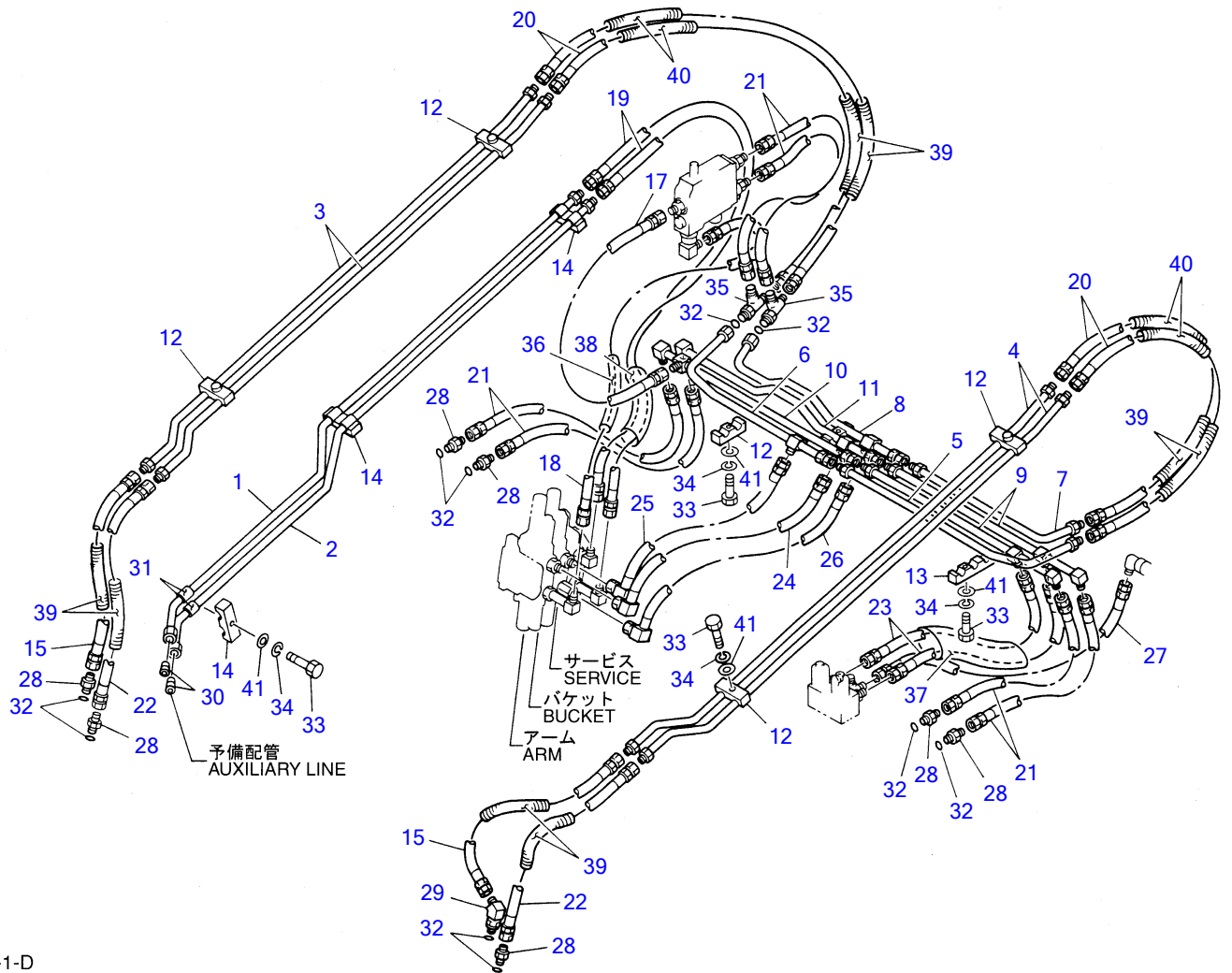
Item	Part number	Description	Q'ty	Chan.	Serial No.	Serv.	Remarks
0	0880612000	BRACKET ASSY	1				
1	0880612100	▪ BRACKET	1				
2	0880612020	▪ LEVER (L.H.)	1				
3	0880612030	▪ LEVER (R.H.)	1				
4	0880612040	▪ PIN	2				
5	0880612050	▪ YOKE	2				
6	0880612060	▪ WASHER	2				
7	0880612070	▪ PIN	2				
8	0880612080	▪ PIPE	2				
9	0007000016	▪ SPRING	2				
10	0007000076	▪ SPRING	2				
11	1132530012	▪ NUT	2				
12	1210000325	▪ PIN, split	2				
13	0003600025	▪ WASHER	4				
14	1140120010	▪ WASHER, spring	2				
15	1100041020	▪ BOLT	4				
16	1213001250	▪ PIN, spring	2				
17	1560001900	▪ NIPPLE, grease	2				
	T539b3L				0228~		



スタンダード
STANDARD
(66 IN)

T5-40a-0-D

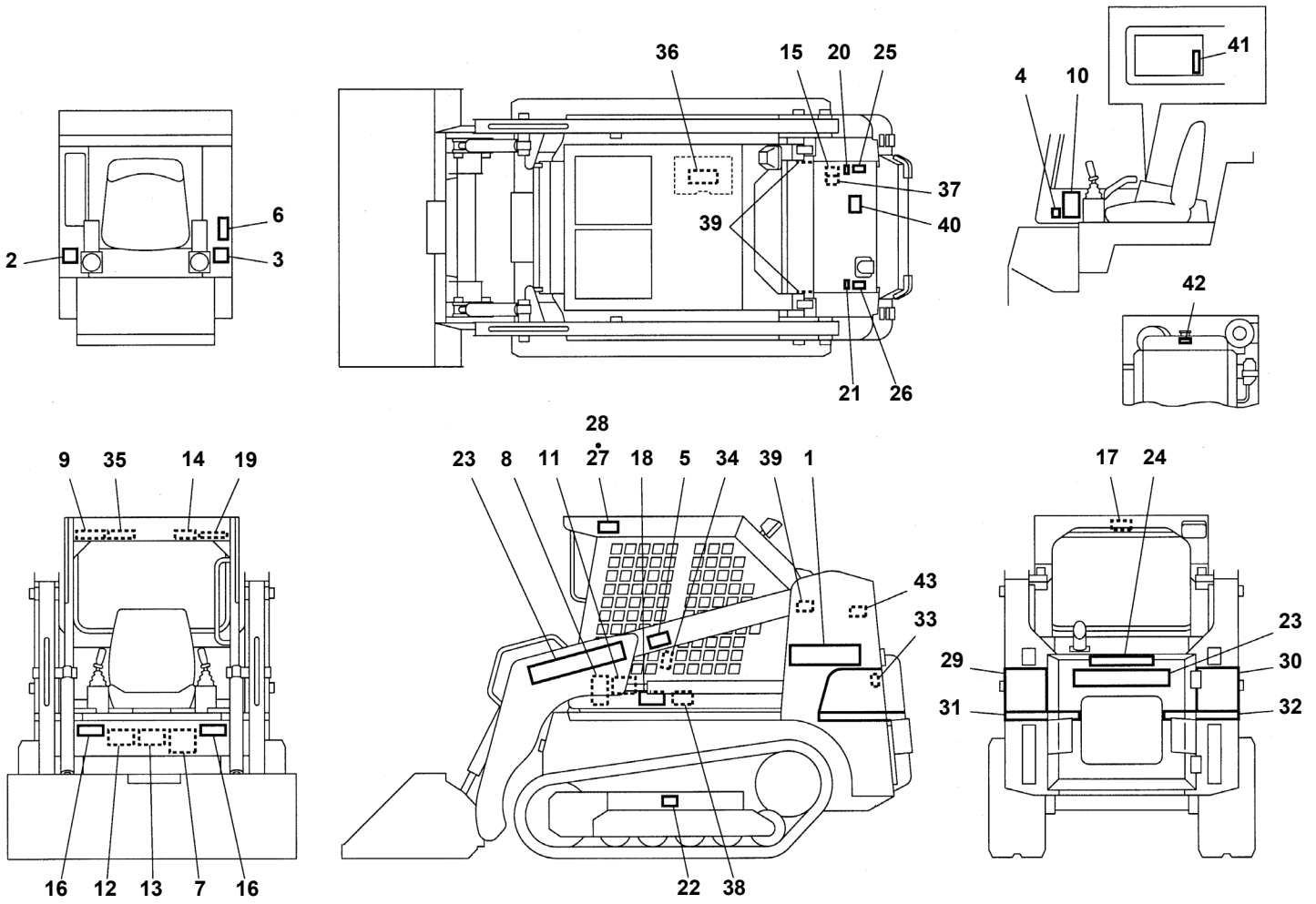
							BUCKET	
Item	Part number	Description	Q'ty	Chan.	Serial No.	Serv.	Remarks	
0	0880621000	BUCKET ASSY	1					
1	0880621100	BUCKET	1					
	T540a1L							



T5-41a-1-D

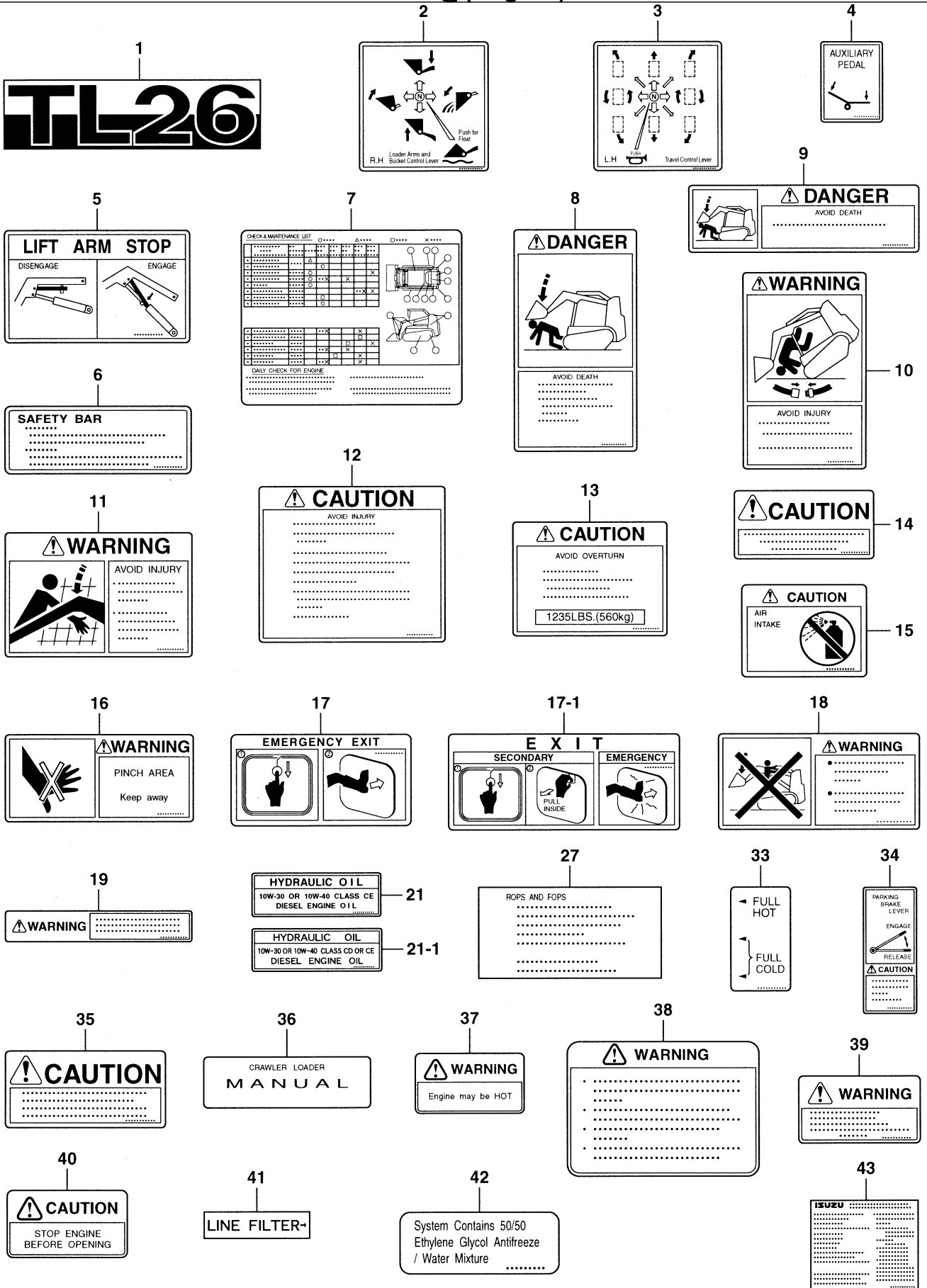
PIPING; ARM

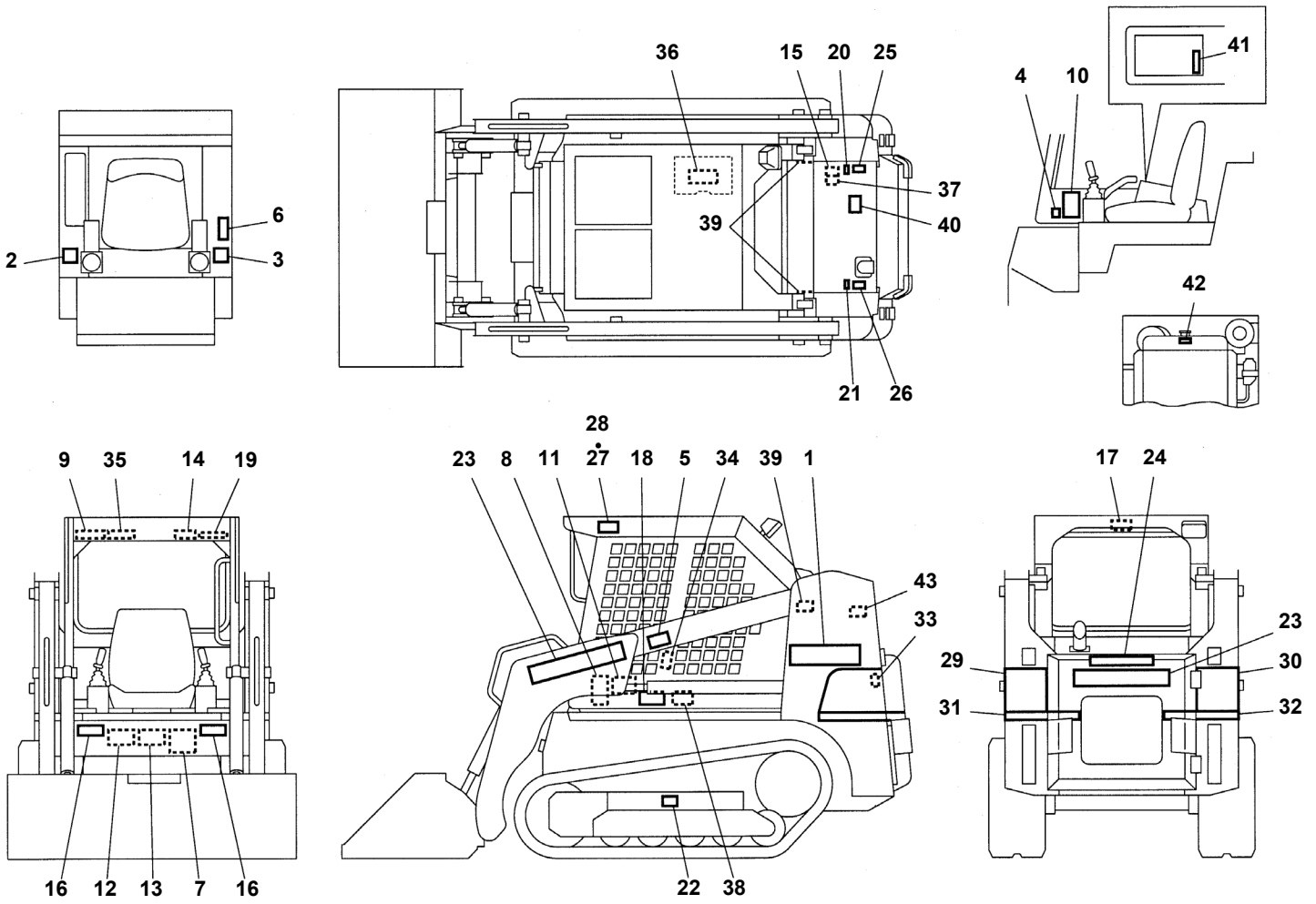
Item	Part number	Description	Q'ty	Chan.	Serial No.	Serv.	Remarks
1	0880730010	PIPE	1				
2	0880730020	PIPE	1				
3	0880731030	PIPE	2				
4	0880731040	PIPE	2				
5	0880731050	PIPE	1				
6	0880731060	PIPE	1				
7	0880731070	PIPE	1				
8	0880731080	PIPE	1				
9	0880731090	PIPE	2				
10	0880731100	PIPE	1				
11	0880731110	PIPE	1				
12	0880731120	CLAMP	6				
13	0436007800	CLAMP	1				
14	0467301400	CLAMP	3				
15	1938209042	HOSE ASSY	2				
17	1938212060	HOSE ASSY	1				
18	1938212105	HOSE ASSY	1				
19	1938212160	HOSE ASSY	2				
20	1938209085	HOSE ASSY	4				
21	1938209050	HOSE ASSY	6				
22	1938209055	HOSE ASSY	2				
23	1938209045	HOSE ASSY	2				
24	0880731130	HOSE ASSY	1				
25	0880731140	HOSE ASSY	1				
26	0880731150	HOSE ASSY	1				
27	1936109045	HOSE ASSY	1				
28	1515600201	ADAPTOR	7				
29	1515100111	ELBOW	1				
30	1501810004	PLUG	2				
31	1531419003	PROTECTOR	6				
32	1420010140	O-RING	10				
33	1100040835	BOLT	10				
34	1140020008	WASHER, spring	10				
35	1512370007	TEE	2				
36	1531340045	PROTECTOR	1				sold by the meter
37	1531350035	PROTECTOR	1				sold by the meter
38	1531360035	PROTECTOR	1				sold by the meter
39	1532224120	PROTECTOR	8				sold by the meter
40	1532224140	PROTECTOR	4				sold by the meter
41	1141110008	WASHER	10				
	T541a3L						



T5-43a-4-D

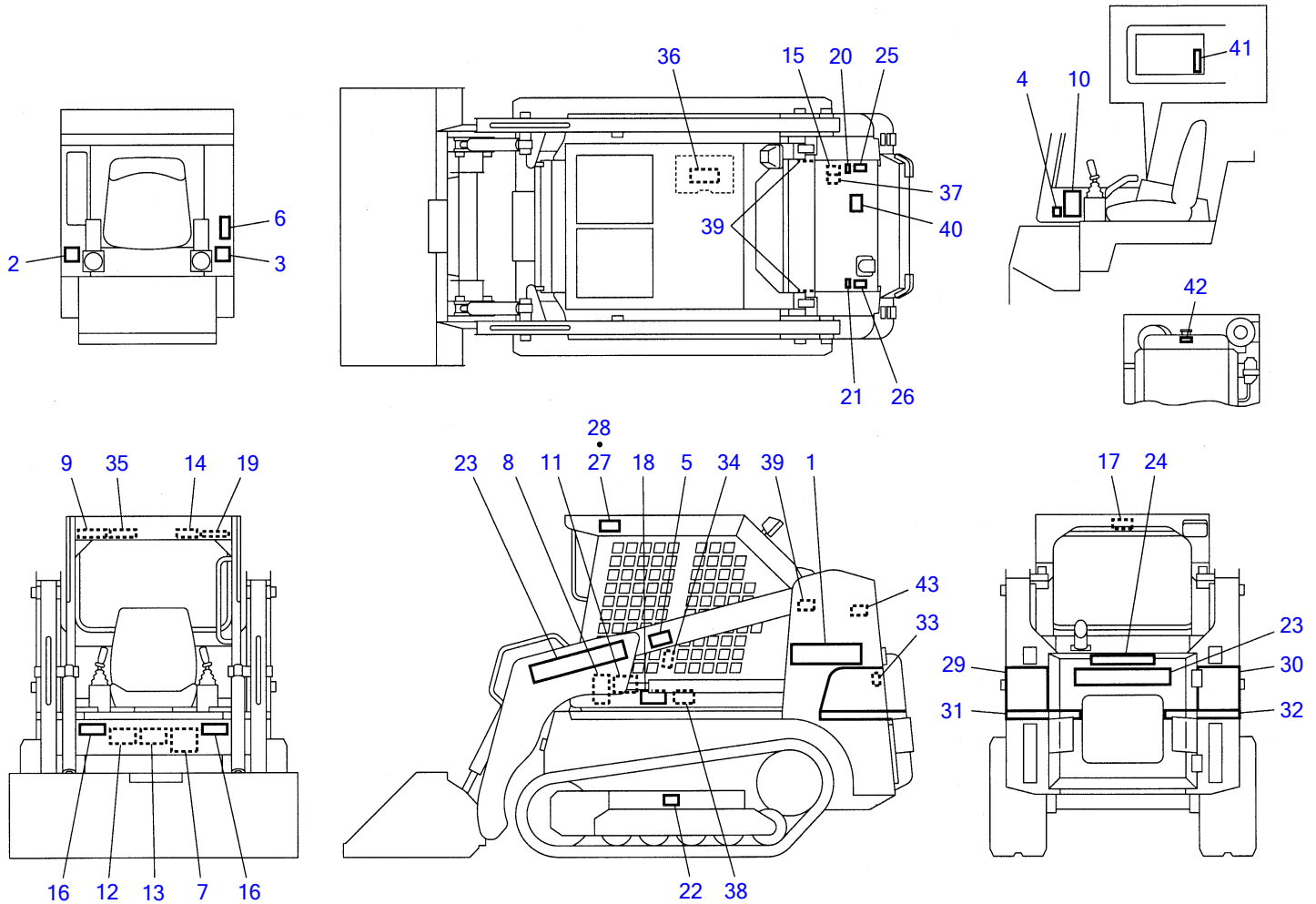
TL26 Book No. PT5-101Z5 S/N 2620002-
DECAL@ (English)



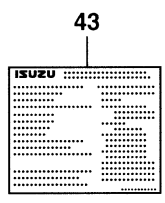
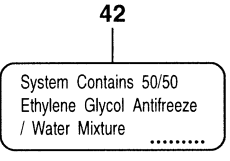
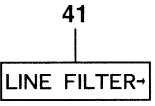
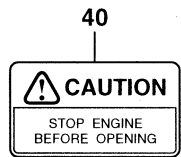

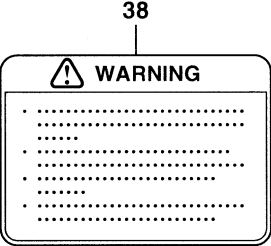

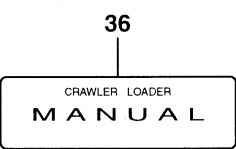

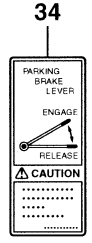
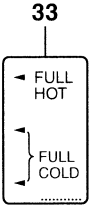
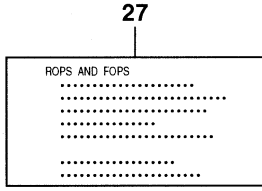
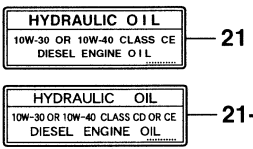
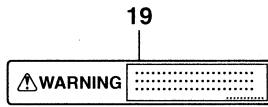

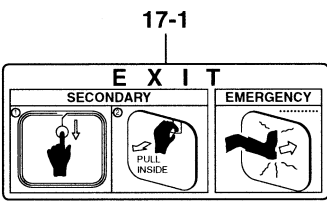
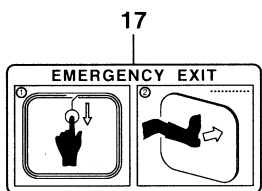
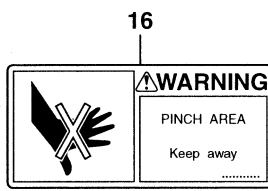
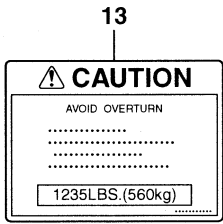

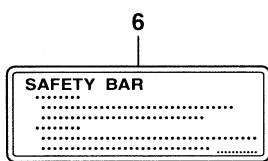
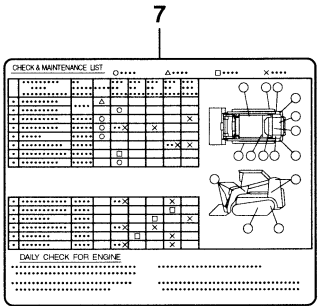
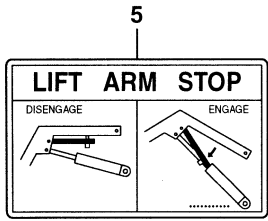
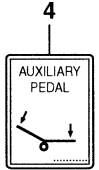
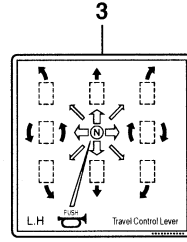
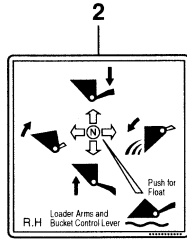


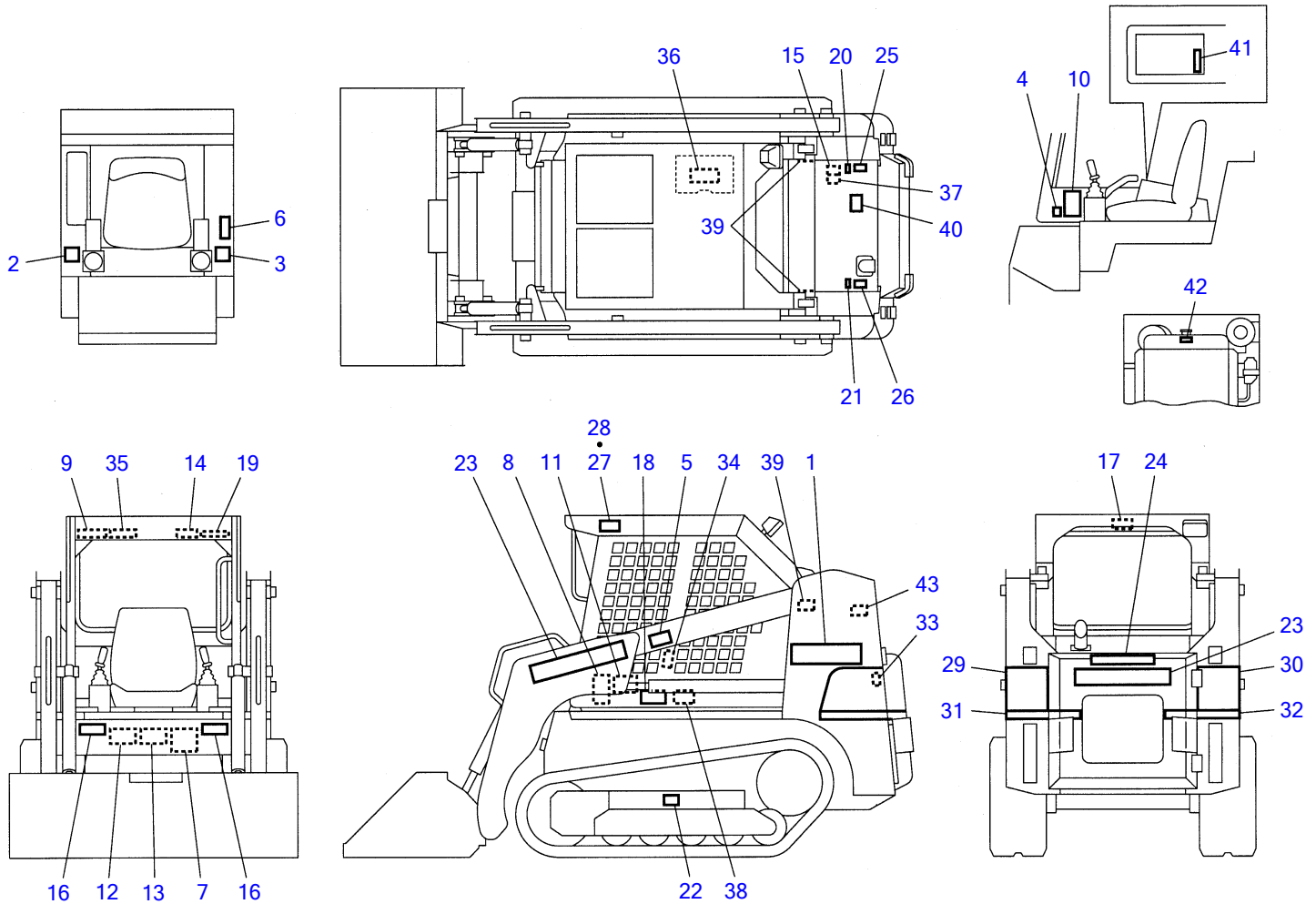
T5-43a-4-D

DECALI@(English)							
Item	Part number	Description	Q'ty	Chan.	Serial No.	Serv.	Remarks
0	0880090030	DECAL SET	1		0002~0165		incl. Item 1~28
	0880090040	DECAL SET	1		0166~0185		incl. Item 1~35
	0880090050	DECAL SET	1		0186~0201		incl. Item 1~36
	0880090060	DECAL SET	1		0202~0729		incl. Item 1~40
	0880090080	DECAL SET	1		0730~		incl. Item 1~41
	0880090070	DECAL SET; U.S. TAKEUCHI	1				incl. Item 1~43
1	0880030001	• DECAL	2				
2	0880030002	• DECAL (R.H.)	1				
3	0880030003	• DECAL (L.H.)	1				
4	0880030004	• DECAL	1				pedal
5	0880030006	• DECAL	1				arm stop
6	0880031001	• DECAL	1				safety bar
7	0880031002	• DECAL	1				maintenance list
8	0880030009	• DECAL	1				
9	0880030010	• DECAL	1				
10	0880030011	• DECAL	1				
11	0880031003	• DECAL	1				
12	0880030013	• DECAL	1				
13	0880031004	• DECAL	1				
14	0880030015	• DECAL	1				
15	0880030016	• DECAL	1				
16	0880030017	• DECAL	2				
17	0880030018	• DECAL	1		0002~0201		
17-1	0880031018	• DECAL	1		0202~		
18	0880031005	• DECAL	1				
19	0880031006	• DECAL	1				
20	0179312100	• DECAL	1				
21	0089320400	• DECAL	1		0002~0155		
21-1	0880031017	• DECAL	1		0156~		
22	0149362200	• DECAL	2				
23	0189311400	• DECAL	2		0002~0185		TAKEUCHI
	0189311400	• DECAL	3		0186~		TAKEUCHI
24	0189311900	• DECAL	1		0002~0185		TAKEUCHI
25	0259300600	• SYMBOL MARK	1				
26	0259300700	• SYMBOL MARK	1				
27	0864273500	• PLATE	1				
28	1122800006	• SCREW	4				
29	0880031007	• DECAL	1		0014~0185		
30	0880031008	• DECAL	1		0014~0185		
31	0880031009	• DECAL	1		0014~0185		
32	0880031010	• DECAL	1		0014~0185		
33	0880031013	• DECAL	1		0166~		
34	0880031014	• DECAL	1		0166~		
35	0880031015	• DECAL	1				
36	0880031016	• DECAL	1		0186~		
37	0569321980	• DECAL	1		0202~		
38	0359313700	• DECAL	1		0202~		
39	0880031019	• DECAL	2		0202~		
40	0359307400	• DECAL	1		0202~		
41	0880031020	• DECAL	1		0730~		
42	0359313900	• DECAL	1				U.S. TAKEUCHI
43	0880037300	• DECAL	1				U.S. TAKEUCHI
	T543a4L						



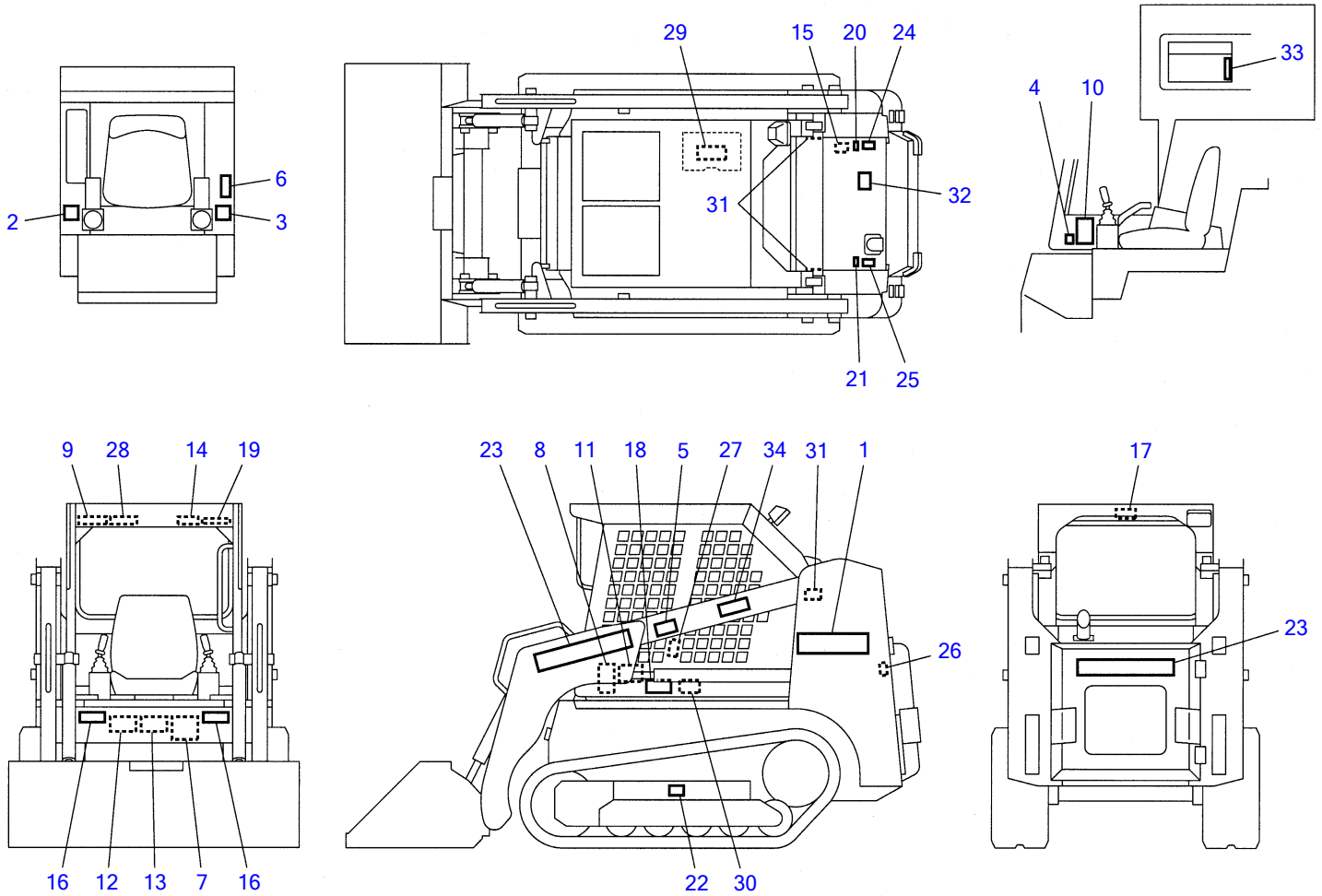
T5-43a-4-D



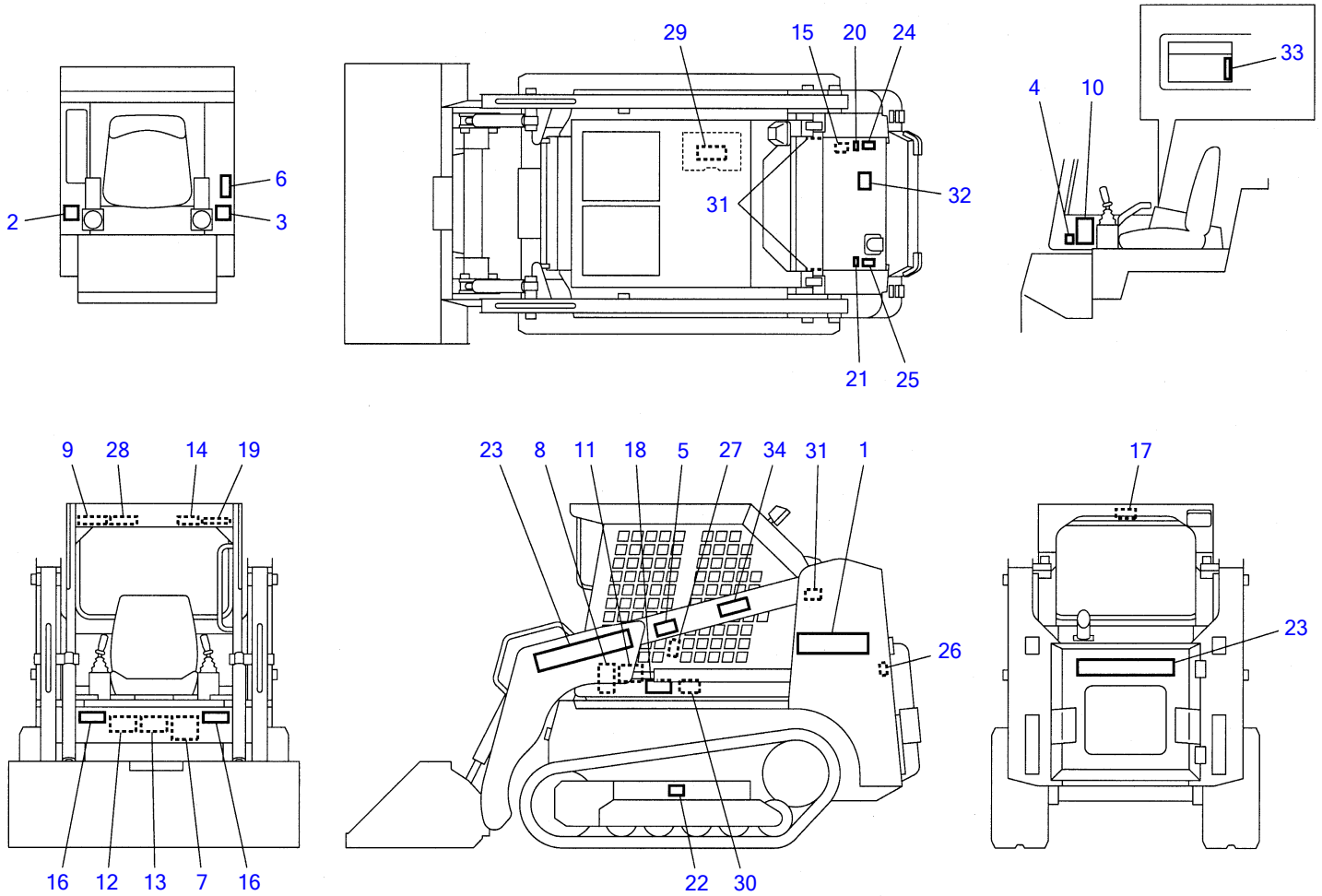


T5-43a-4-D

DECALI@(English)							
Item	Part number	Description	Q'ty	Chan.	Serial No.	Serv.	Remarks
0	0880090030	DECAL SET	1		0002~0165		incl. Item 1~28
	0880090040	DECAL SET	1		0166~0185		incl. Item 1~35
	0880090050	DECAL SET	1		0186~0201		incl. Item 1~36
	0880090060	DECAL SET	1		0202~0729		incl. Item 1~40
	0880090080	DECAL SET	1		0730~		incl. Item 1~41
	0880090070	DECAL SET; U.S. TAKEUCHI	1				incl. Item 1~43
1	0880030001	• DECAL	2				
2	0880030002	• DECAL (R.H.)	1				
3	0880030003	• DECAL (L.H.)	1				
4	0880030004	• DECAL	1				pedal
5	0880030006	• DECAL	1				arm stop
6	0880031001	• DECAL	1				safety bar
7	0880031002	• DECAL	1				maintenance list
8	0880030009	• DECAL	1				
9	0880030010	• DECAL	1				
10	0880030011	• DECAL	1				
11	0880031003	• DECAL	1				
12	0880030013	• DECAL	1				
13	0880031004	• DECAL	1				
14	0880030015	• DECAL	1				
15	0880030016	• DECAL	1				
16	0880030017	• DECAL	2				
17	0880030018	• DECAL	1		0002~0201		
17-1	0880031018	• DECAL	1		0202~		
18	0880031005	• DECAL	1				
19	0880031006	• DECAL	1				
20	0179312100	• DECAL	1				
21	0089320400	• DECAL	1		0002~0155		
21-1	0880031017	• DECAL	1		0156~		
22	0149362200	• DECAL	2				
23	0189311400	• DECAL	2		0002~0185		TAKEUCHI
	0189311400	• DECAL	3		0186~		TAKEUCHI
24	0189311900	• DECAL	1		0002~0185		TAKEUCHI
25	0259300600	• SYMBOL MARK	1				
26	0259300700	• SYMBOL MARK	1				
27	0864273500	• PLATE	1				
28	1122800006	• SCREW	4				
29	0880031007	• DECAL	1		0014~0185		
30	0880031008	• DECAL	1		0014~0185		
31	0880031009	• DECAL	1		0014~0185		
32	0880031010	• DECAL	1		0014~0185		
33	0880031013	• DECAL	1		0166~		
34	0880031014	• DECAL	1		0166~		
35	0880031015	• DECAL	1				
36	0880031016	• DECAL	1		0186~		
37	0569321980	• DECAL	1		0202~		
38	0359313700	• DECAL	1		0202~		
39	0880031019	• DECAL	2		0202~		
40	0359307400	• DECAL	1		0202~		
41	0880031020	• DECAL	1		0730~		
42	0359313900	• DECAL	1				U.S. TAKEUCHI
43	0880037300	• DECAL	1				U.S. TAKEUCHI
	T543a4L						

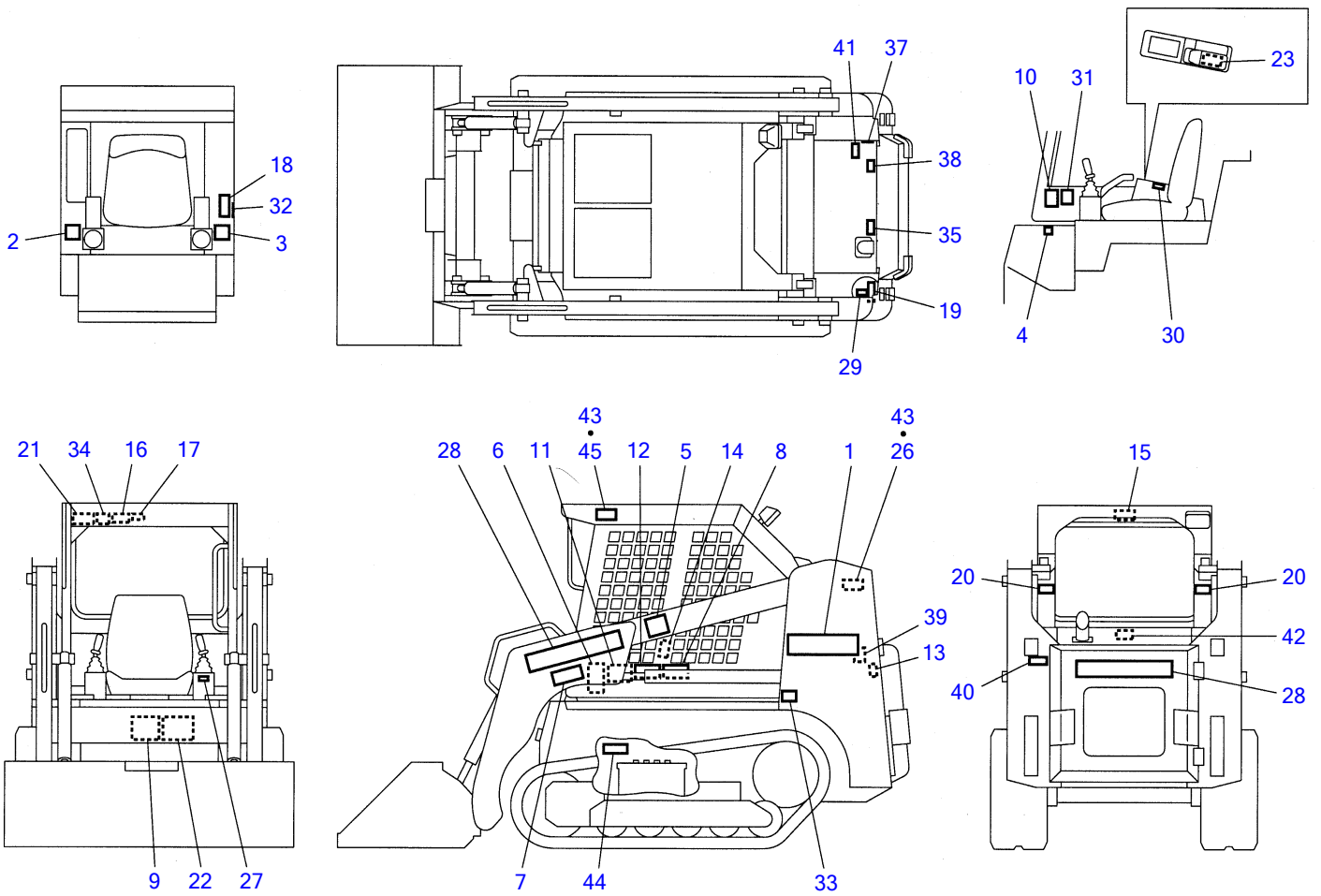


T5-43c-0-D

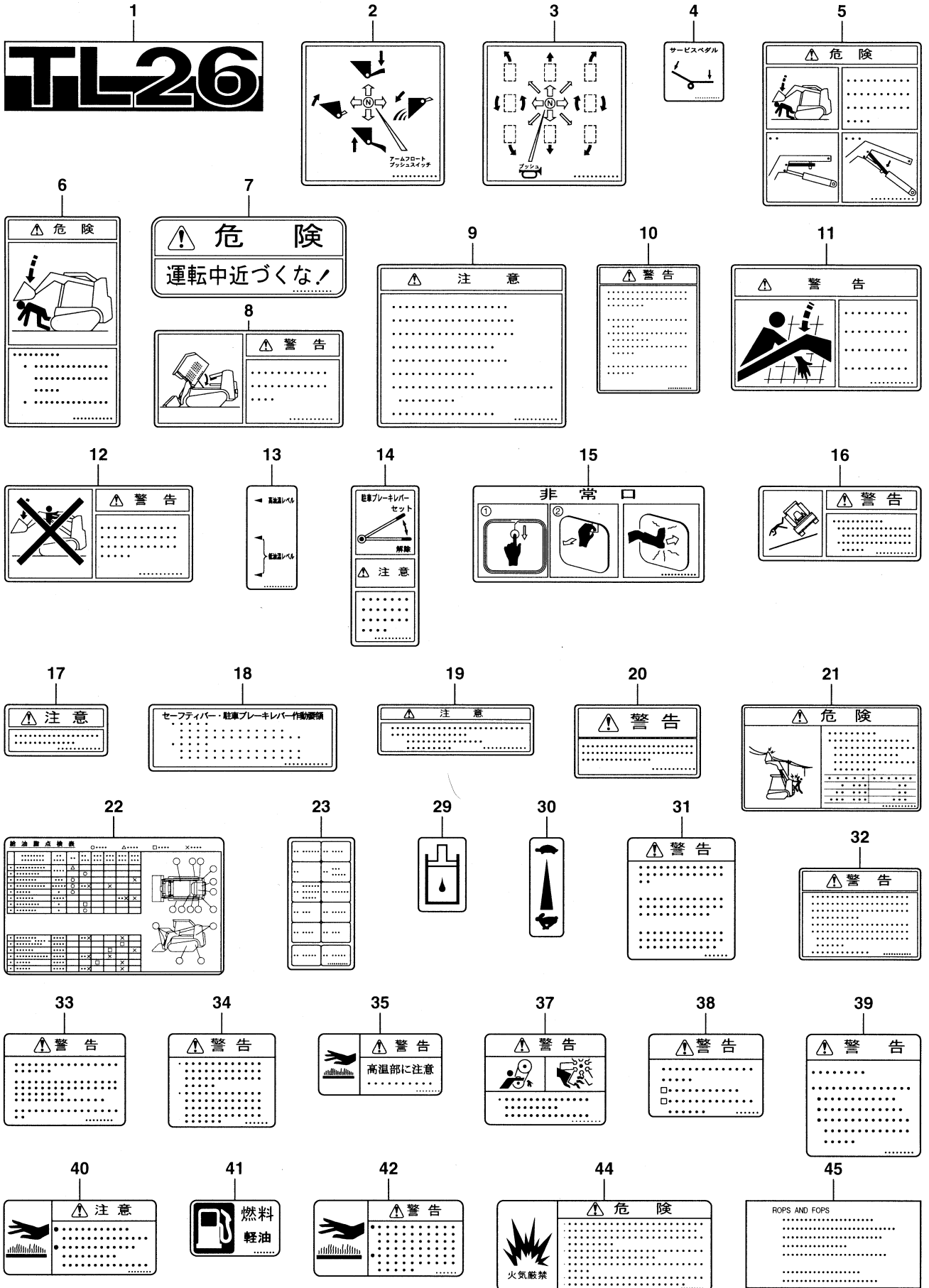


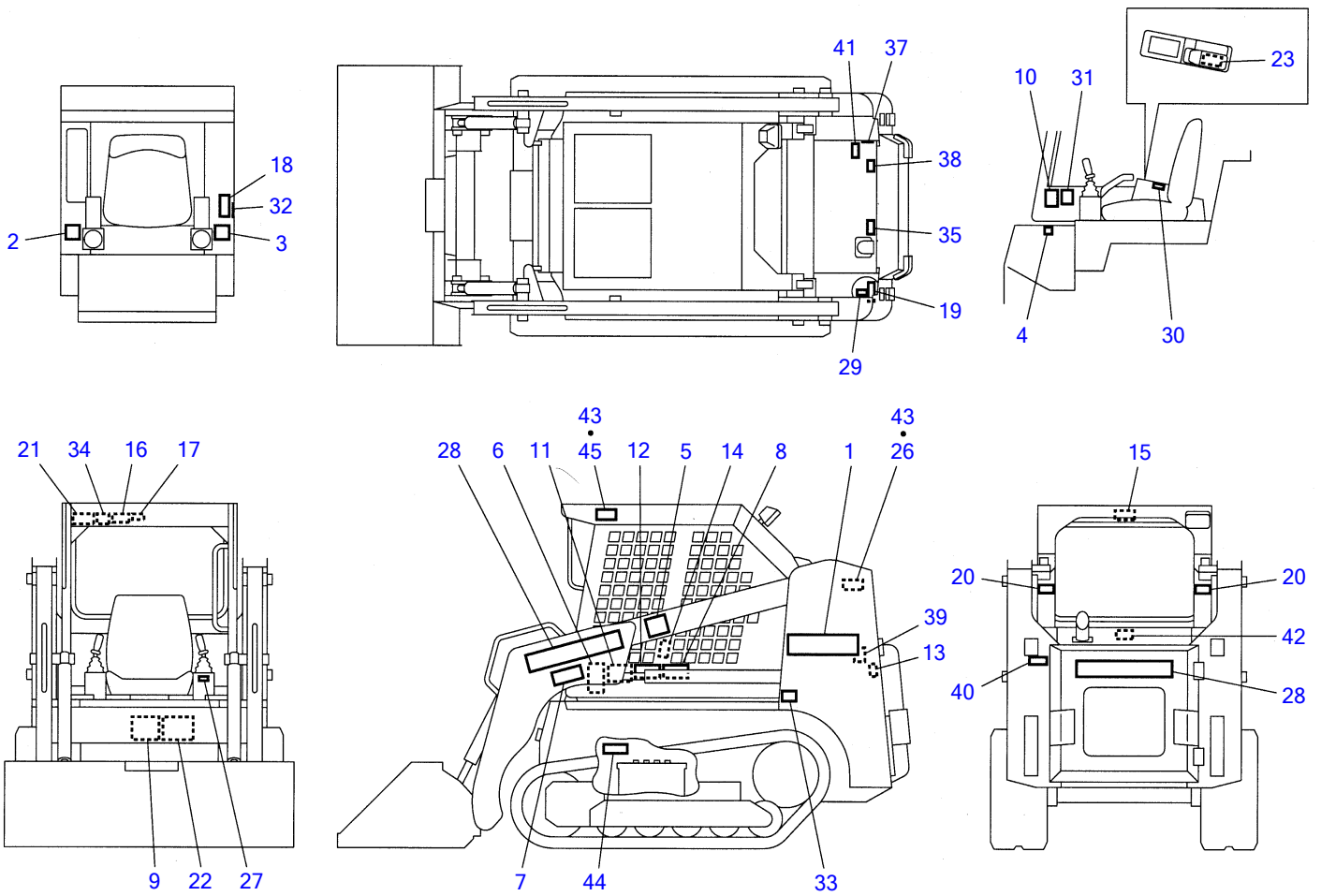
T5-43c-0-D

DECALI@(German)						
Item	Part number	Description	Q'ty	Chan.	Serial No.	Serv. Remarks
0	0880090090	DECAL SET	1			
1	0880030001	• DECAL	2			
2	0880034002	• DECAL	1			
3	0880034003	• DECAL	1			
4	0880034004	• DECAL	1			
5	0880034006	• DECAL	1			
6	0880034007	• DECAL	1			
7	0880034005	• DECAL	1			
8	0880034009	• DECAL	1			
9	0880034010	• DECAL	1			
10	0880034011	• DECAL	1			
11	0880034012	• DECAL	1			
12	0880034013	• DECAL	1			
13	0880034014	• DECAL	1			
14	0880034015	• DECAL	1			
15	0880034016	• DECAL	1			
16	0880034017	• DECAL	2			
17	0880034018	• DECAL	1			
18	0880034019	• DECAL	2			
19	0880034020	• DECAL	1			
20	0880034021	• DECAL	1			
21	0880034022	• DECAL	1			
22	0880034023	• DECAL	2			
23	0189311400	• DECAL	3			TAKEUCHI
24	0259300600	• SYMBOL MARK	1			
25	0259300700	• SYMBOL MARK	1			
26	0880034024	• DECAL	1			
27	0880034025	• DECAL	1			
28	0880034026	• DECAL	1			
29	0880034027	• DECAL	1			
30	0359314700	• DECAL	1			
31	0880034028	• DECAL	2			
32	0359314400	• DECAL	1			
33	0880034029	• DECAL	1			
34	0359308100	• DECAL	2			
	T543c0L					



T5-43e-0-D

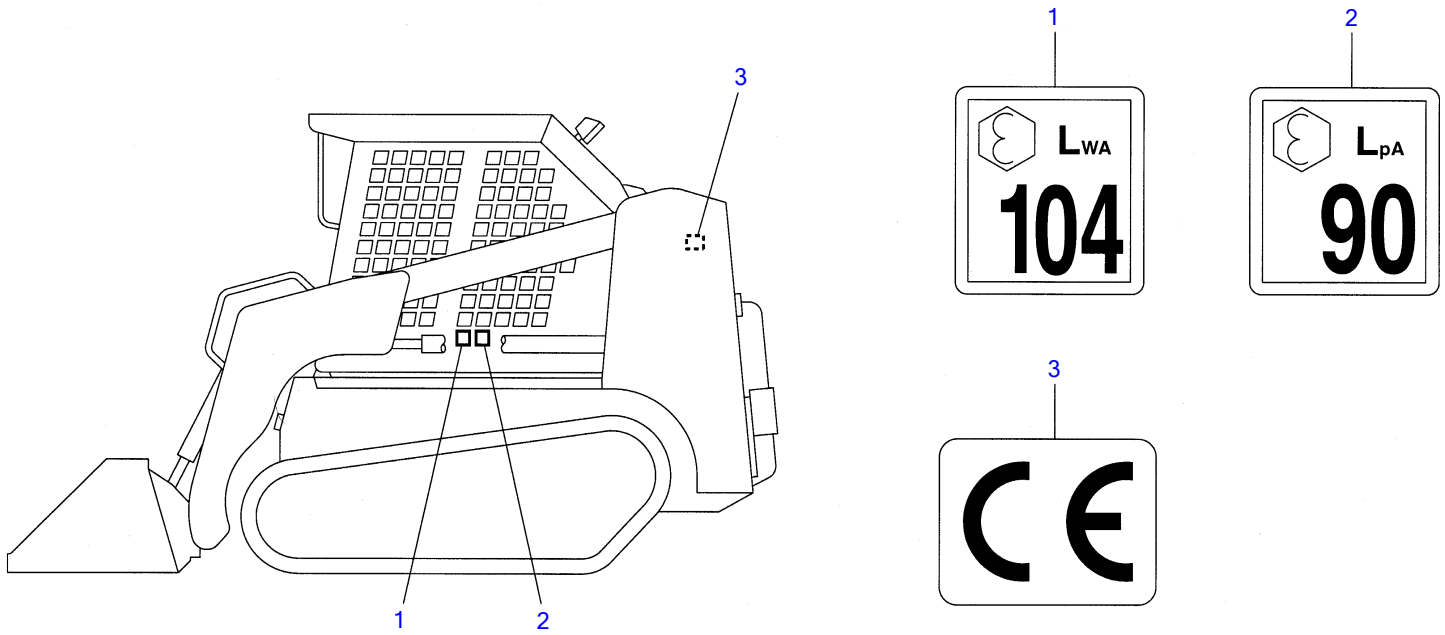




T5-43e-0-D

Item	Part number	Description	Q'ty	Chan.	Serial No.	Serv.	Remarks
0	0880033000	DECAL SET	1				
1	0880033001	• DECAL	2				
2	0880033002	• DECAL	1				
3	0880033003	• DECAL	1				
4	0880033004	• DECAL	1				
5	0880033005	• DECAL	1				
6	0880033006	• DECAL	1				
7	0880033007	• DECAL	2				
8	0880033008	• DECAL	1				
9	0880033009	• DECAL	1				
10	0880033010	• DECAL	1				
11	0880033011	• DECAL	1				
12	0880033012	• DECAL	2				
13	0880033013	• DECAL	1				
14	0880033014	• DECAL	1				
15	0880033015	• PLATE	1				
16	0880033016	• DECAL	1				
17	0880033017	• DECAL	1				
18	0880033018	• DECAL	1				
19	0880033019	• DECAL	1				
20	0880033020	• DECAL	2				
21	0880033021	• DECAL	1				
22	0880033022	• DECAL	1				
23	0880033023	• DECAL	1				
26	X*****	• PLATE	1				
27	X*****	• SYMBOL MARK	1				
28	0189311400	• DECAL	3				
29	0359306700	• SYMBOL MARK	1				
30	0359317200	• DECAL	1				
31	0359325040	• DECAL	1				
32	0359325050	• DECAL	1				
33	0359325070	• DECAL	2				
34	0359325090	• DECAL	1				
35	0359325100	• DECAL	1				
37	0359325330	• DECAL	1				
38	0871082120	• DECAL	1				
39	0871082190	• DECAL	1				
40	0871082220	• DECAL	1				
41	0871082240	• DECAL	1				
42	0871082280	• DECAL	1				
43	X*****	• SCREW	8				
44	0359325140	• DECAL	1				
45	0864273500	• PLATE	1				

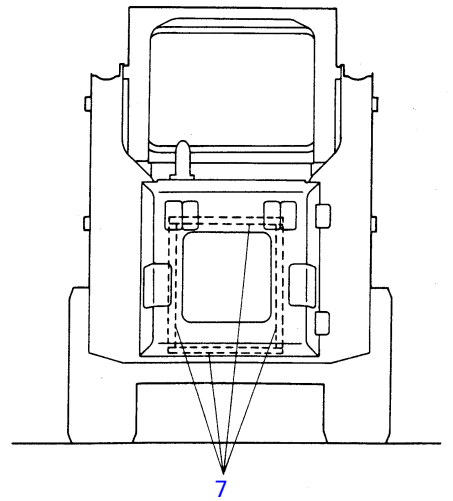
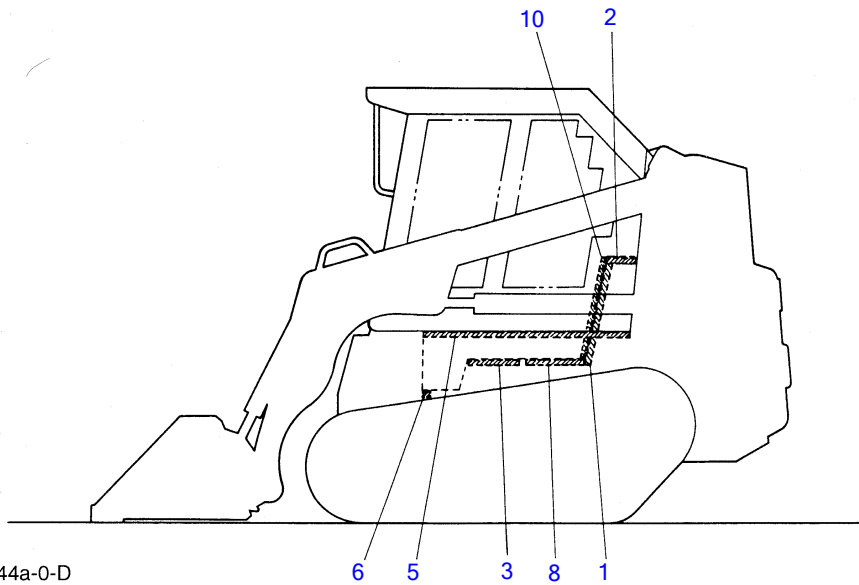
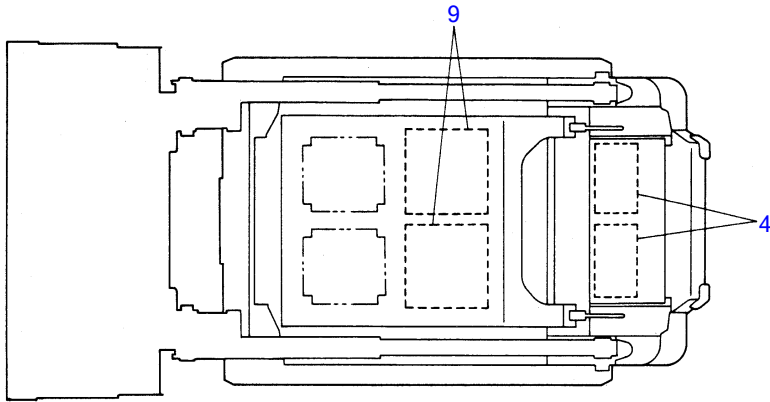
T543e0L



T5-43g-0-D

DECAL@ (for EU)

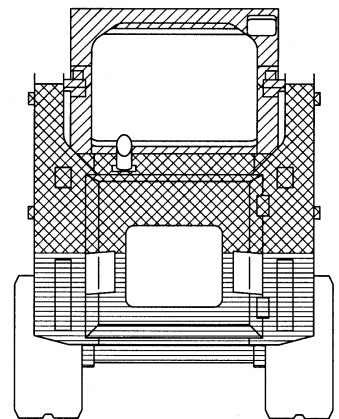
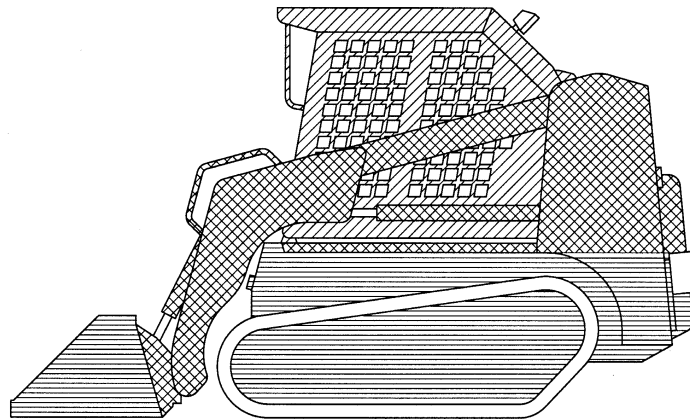
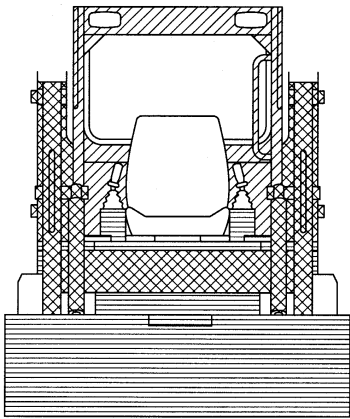
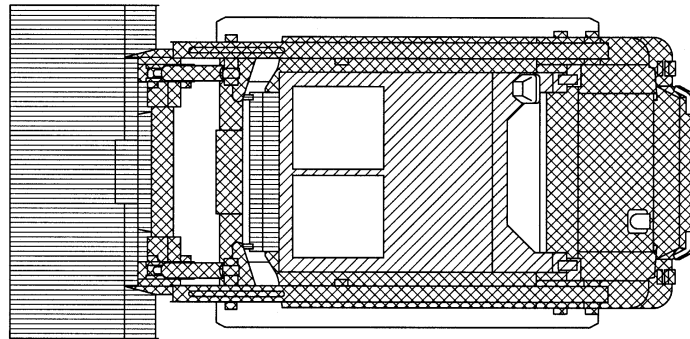
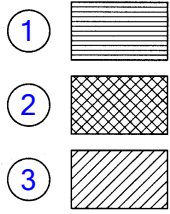
Item	Part number	Description	Q'ty	Chan.	Serial No.	Serv.	Remarks
0	0880035000	DECAL SET	1				
1	0880035001	• DECAL	1				
2	0880035002	• DECAL	1				
3	0399300800	• DECAL	1				
	T543g0L						



T5-44a-0-D

NOISE ABSORBENT

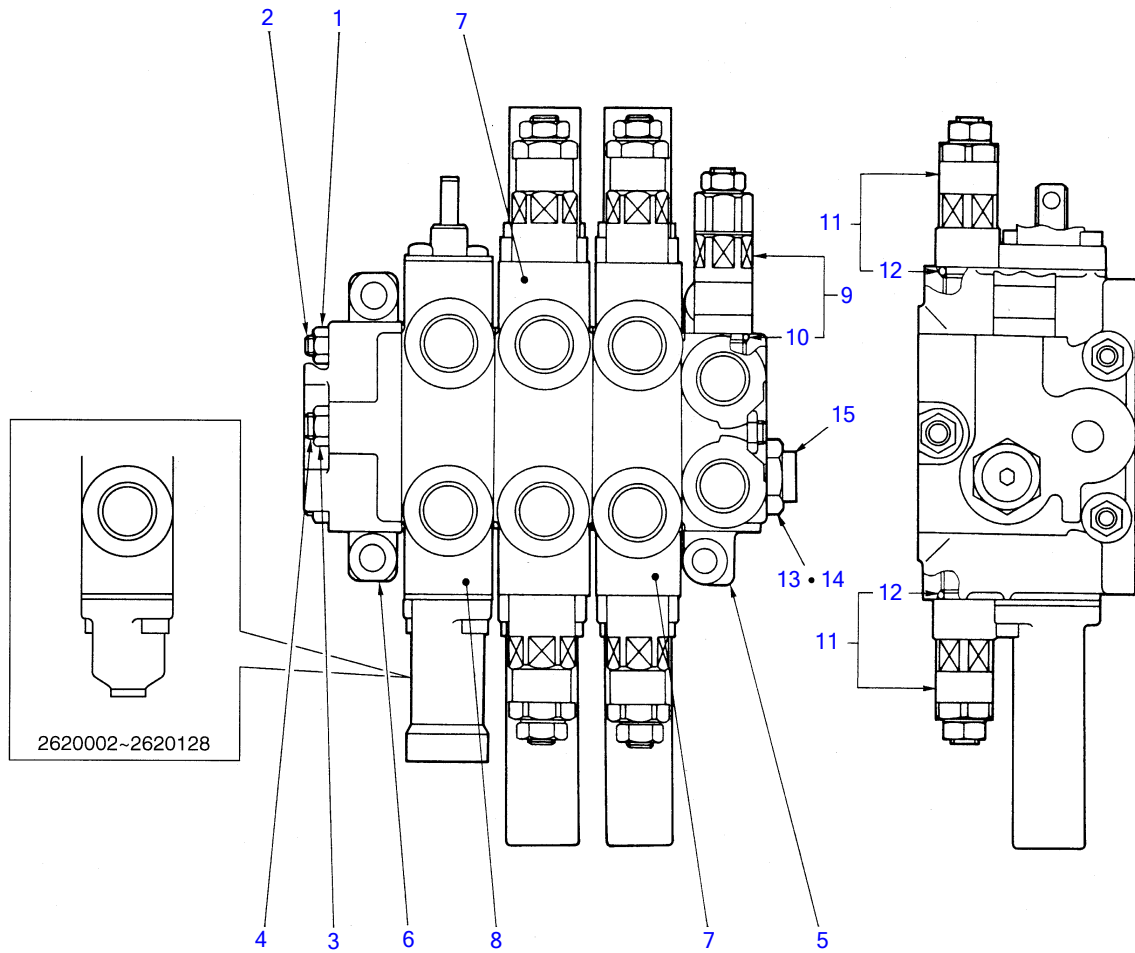
Item	Part number	Description	Q'ty	Chan.	Serial No.	Serv.	Remarks
1	0880830010	ABSORBENT, noise t=30	1				sold by the meter
2	0880830020	ABSORBENT, noise t=30	1				sold by the meter
3	0880830085	ABSORBENT, noise t=30	1				sold by the meter
4	0880830040	ABSORBENT, noise t=30	2				sold by the meter
5	0880830050	SPONGE	2				
6	0880830060	SPONGE	1				
7	0880830070	SPONGE	4				
8	0880830090	ABSORBENT, noise t=30	1				sold by the meter
9	0880841030	ABSORBENT, noise	2		0002~0185		
10	0880841020	ABSORBENT, noise	1		0002~0185		
	T544a2L						



T5-44b-0-D

Item	Part number	Description	PAINTED COLOR			Remarks
			Q'ty	Chan.	Serial No.	
		PAINTED COLOR				
1	1919060136	GRAY				
	1919069136	GRAY				spray
2	1919060137	BLUE GREEN				
	1919069137	BLUE GREEN				spray
3	1919060078	WHITE				
	1919069078	WHITE				spray
	T544b0L					

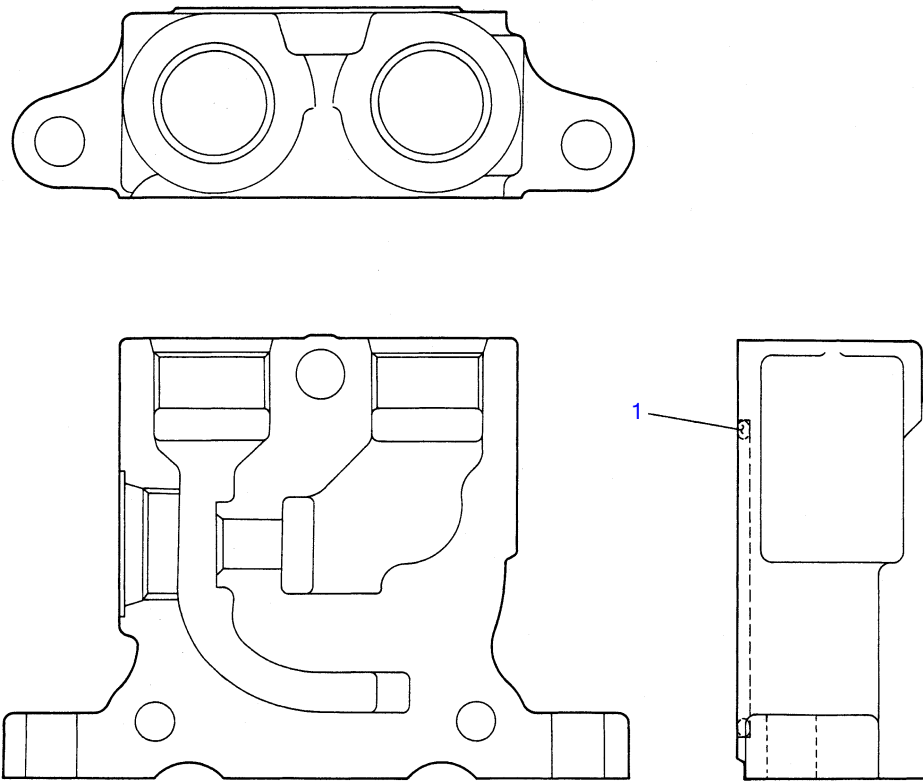
TL26 Book No. PT5-101Z5 S/N 2620002-
CONTROL VALVE



T5-46a-1-D

CONTROL VALVE

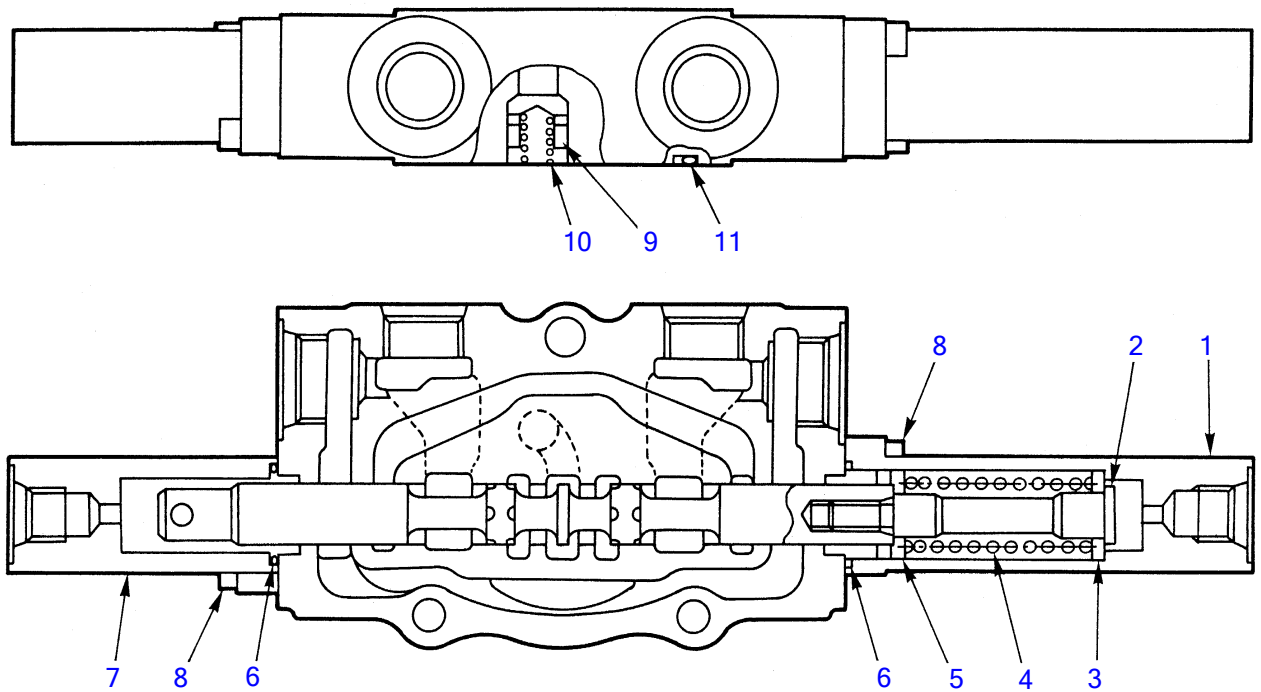
Item	Part number	Description	Q'ty	Chan.	Serial No.	Serv.	Remarks
0	1901031000	VALVE ASSY, control	1		0002~0128		
	1901032500	VALVE ASSY, control	1	(H)	0129~		
1	1130350008	· NUT	4				
2	1901030107	· BOLT	2				
3	1130850010	· NUT	2				
4	1901030106	· BOLT	1				
5	1901027602	· BLOCK ASSY; NO.1	1		0002~0128		
	1901032503	· BLOCK ASSY; NO.1	1	(H)	0129~		
6	1901025504	· HOUSING	1				
7	1901031011	· BLOCK ASSY; NO.2	2		0002~0128		arm, bucket
	1901032512	· BLOCK ASSY; NO.2	2	(H)	0129~		arm, bucket
8	1901031012	· BLOCK ASSY; NO.3	1		0002~0128		service
	1901032519	· BLOCK ASSY; NO.3	1	(H)	0129~		service
9	1901030121	· VALVE ASSY	1				relief
10	1901025482	· · O-RING	1				
11	1901030122	· VALVE ASSY	4				over load
12	1901025482	· · O-RING	1				
13	1901032590	· PLUG	1		0129~		
14	1420010180	· O-RING	1		0129~		
15	1901036573	· PLUG	1		0129~		
	T546a1L						



T5-47a-0-D

BLOCK ASSY; No. 1

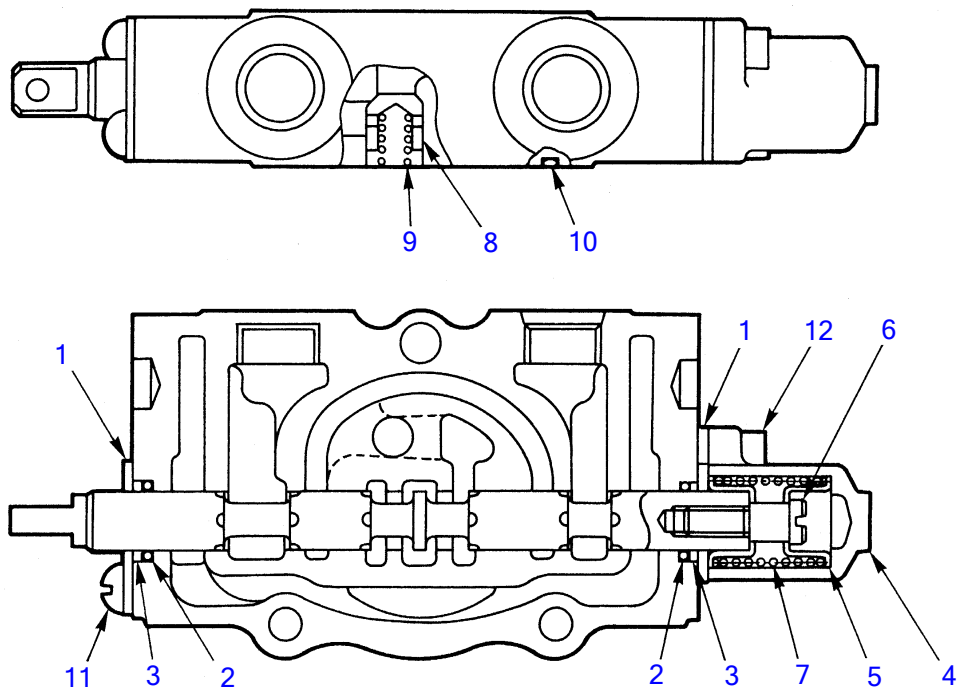
Item	Part number	Description	Q'ty	Chan.	Serial No.	Serv.	Remarks
0	1901027602	BLOCK ASSY; NO.1	1		0002~0128		
	1901032503	BLOCK ASSY; NO.1	1	(H)	0129~		
1	1901025480	· O-RING	1				
	T547a1L						



T5-47b-0-D

BLOCK ASSY; No. 2

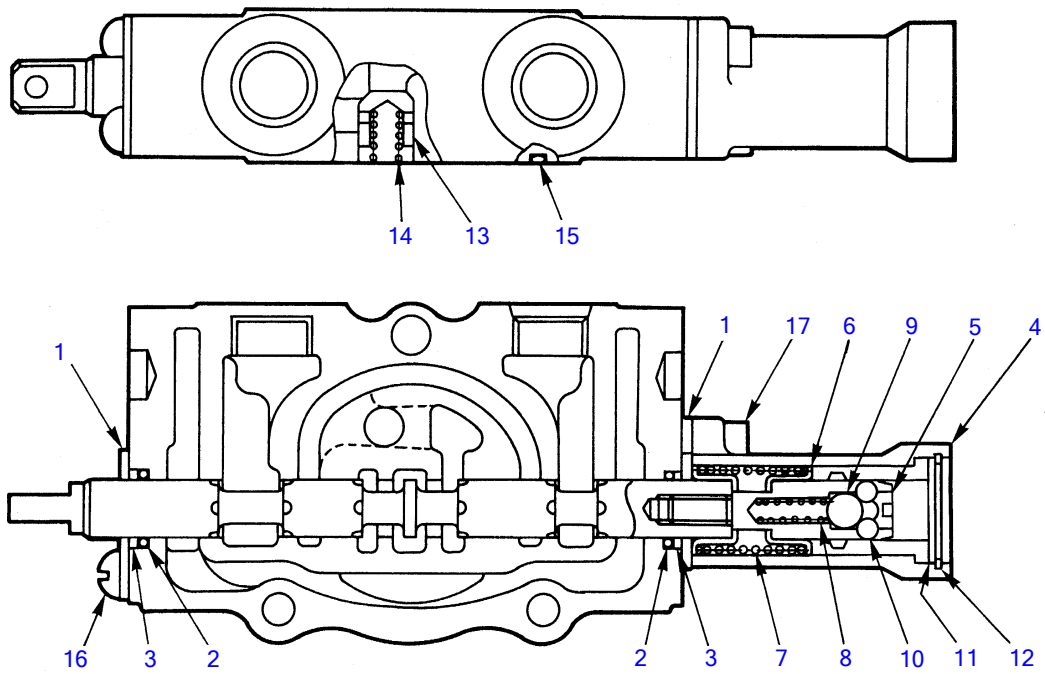
Item	Part number	Description	Q'ty	Chan.	Serial No.	Serv.	Remarks
0	1901031011	BLOCK ASSY; NO.2	2		0002~0128		arm, bucket
	1901032512	BLOCK ASSY; NO.2	2	(H)	0129~		arm, bucket
1	1901029755	· COVER	1				
2	1901029731	· SCREW	1				
3	1901029754	· HOLDER, spring	1				
4	1901029759	· SPRING	1				
5	1901029753	· HOLDER, spring	1				
6	1420500240	· O-RING	2				
7	1901029762	· COVER	1				
8	1110050618	· CAP SCREW	4				
9	1901025467	· VALVE, check	1				
10	1901025458	· SPRING	1		0002~0128		
	1901034239	· SPRING	1		0129~		
11	1901025480	· O-RING	1				
	T547b2L						



T5-47c-0-D

BLOCK ASSY; No. 3 (2620002~2620128)

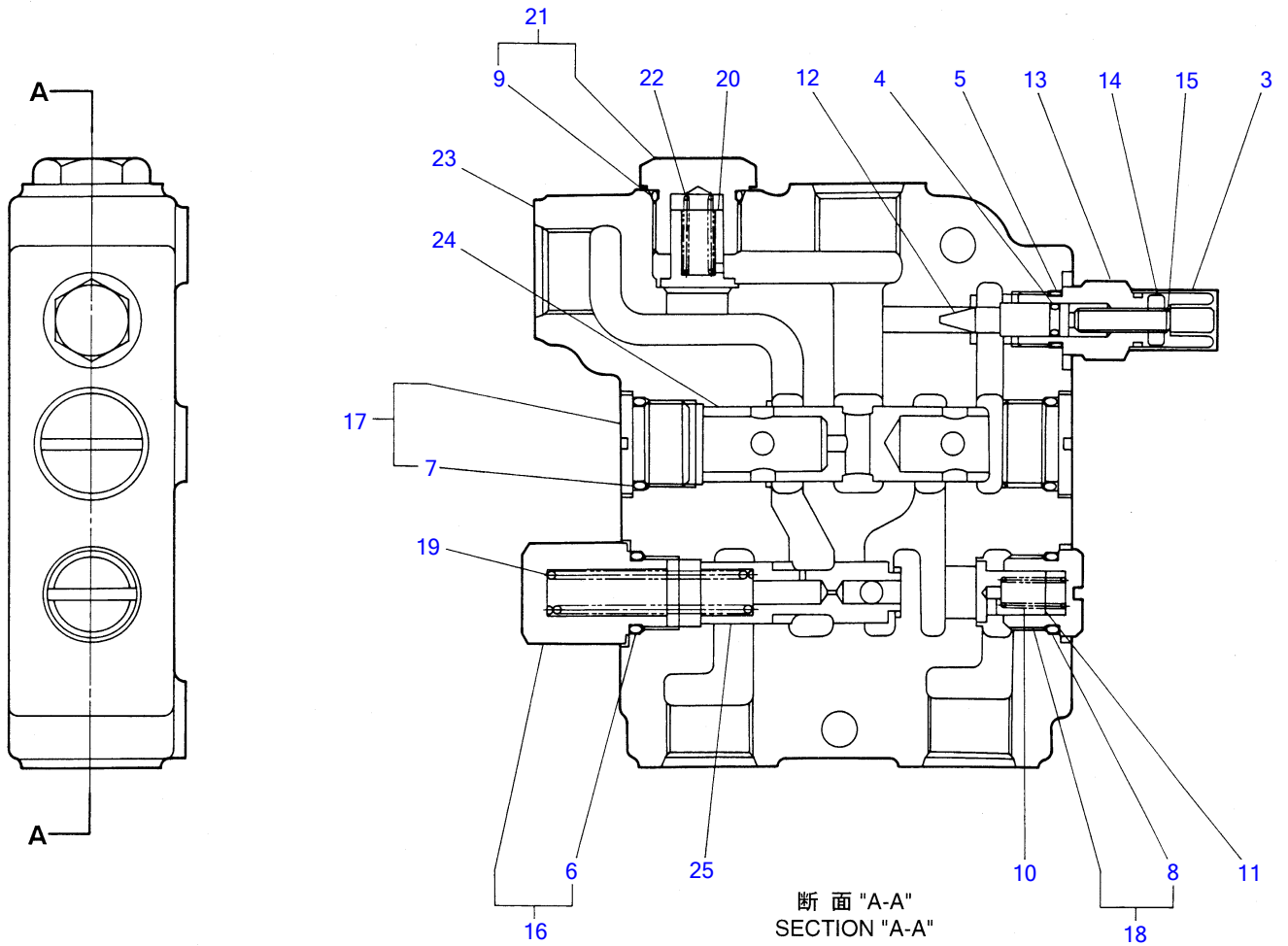
Item	Part number	Description	Q'ty	Chan.	Serial No.	Serv.	Remarks
0	1901031012	BLOCK ASSY; NO.3	1				service
1	1901025483	▪ HOLDER, seal	2				
2	1901025484	▪ O-RING	2				
3	1901025485	▪ SEAL, oil	2				
4	1901025462	▪ COVER	1				
5	1901025453	▪ HOLDER, spring	2				
6	1901025432	▪ SCREW	1				
7	1901030159	▪ SPRING	1				
8	1901025467	▪ VALVE, check	1				
9	1901025458	▪ SPRING	1				
10	1901025480	▪ O-RING	1				
11	1120540610	▪ SCREW	2				
12	1110050618	▪ CAP SCREW	2				
	T547c2L						



T5-47c-1-D

BLOCK ASSY; No. 3 (2620129~2621060)

Item	Part number	Description	Q'ty	Chan.	Serial No.	Serv.	Remarks
0	1901032519	BLOCK ASSY; NO.3	1				service
1	1901025483	▪ HOLDER, seal	2				
2	1901025484	▪ O-RING	2				
3	1901025485	▪ SEAL, oil	2				
4	1901032566	▪ COVER	1				
5	1901032531	▪ PIN	1				
6	1901025453	▪ HOLDER, spring	2				
7	1901030159	▪ SPRING	1				
8	1901032556	▪ SPRING	1				
9	1901032526	▪ BALL	1				
10	1901032527	▪ BALL	4				
11	1901032581	▪ SPACER	1				
12	1901032582	▪ RING ,snap	1				
13	1901025467	▪ VALVE, check	1				
14	1901034239	▪ SPRING	1				
15	1901025480	▪ O-RING	1				
16	1120540610	▪ SCREW	2				
17	1110020618	▪ CAP SCREW	2				
	T547c3L						

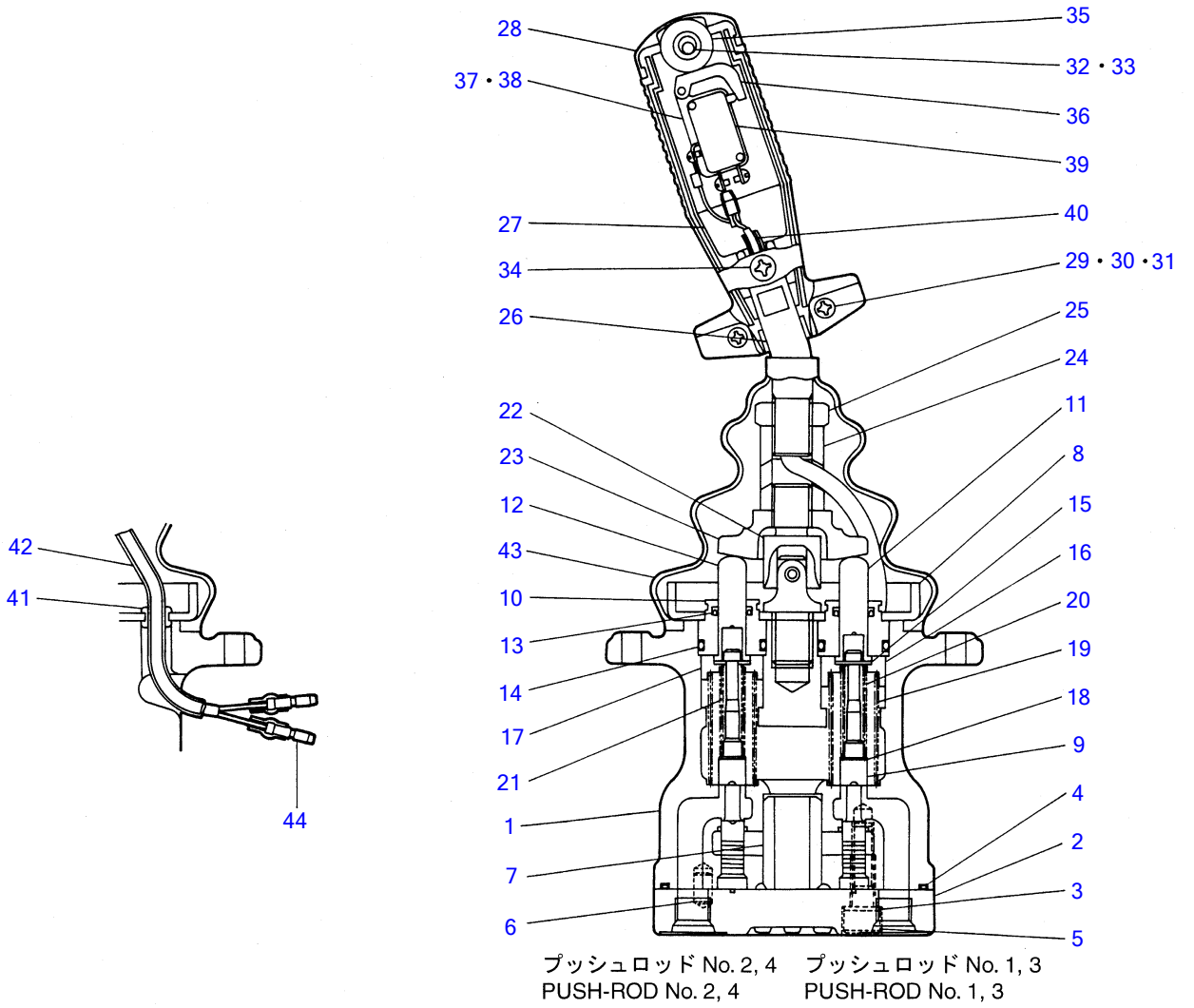


T5-49a-0-D

SELF LEVEL VALVE

Item	Part number	Description	Q'ty	Chan.	Serial No.	Serv.	Remarks
1	1901723400	VALVE ASSY	1				
2	1901723499	· KIT, seal	1				
3	X 1901723408	· · COVER	1				
4	X 1901723410	· · O-RING	1				
5	X 1901723412	· · O-RING	1				
6	X 1901723416	· · O-RING	1				
7	X 1901723419	· · O-RING	2				
8	X 1901723422	· · O-RING	1				
9	X 1901723427	· · O-RING	1				
10	1901723401	· SPRING	1				
11	1901723402	· CHECK	1				
12	1901723407	· PIN	1				
13	1901723409	· CAP	1				
14	1901723411	· NUT	1				
15	1901723413	· SET-SCREW	1				
16	1901723414	· PLUG ASSY	1				
17	1901723417	· PLUG ASSY	2				
18	1901723420	· PLUG ASSY	1				
19	1901723423	· SPRING	1				
20	1901723424	· CHECK	1				
21	1901723425	· PLUG ASSY	1				
22	1901723428	· SPRING	1				
23	X *****	· BODY	1				
24	X *****	· SPOOL	1				
25	X *****	· SPOOL	1				
	T549a1L						

TL26 Book No. PT5-101Z5 S/N 2620002-
PILOT VALVE; RIGHT



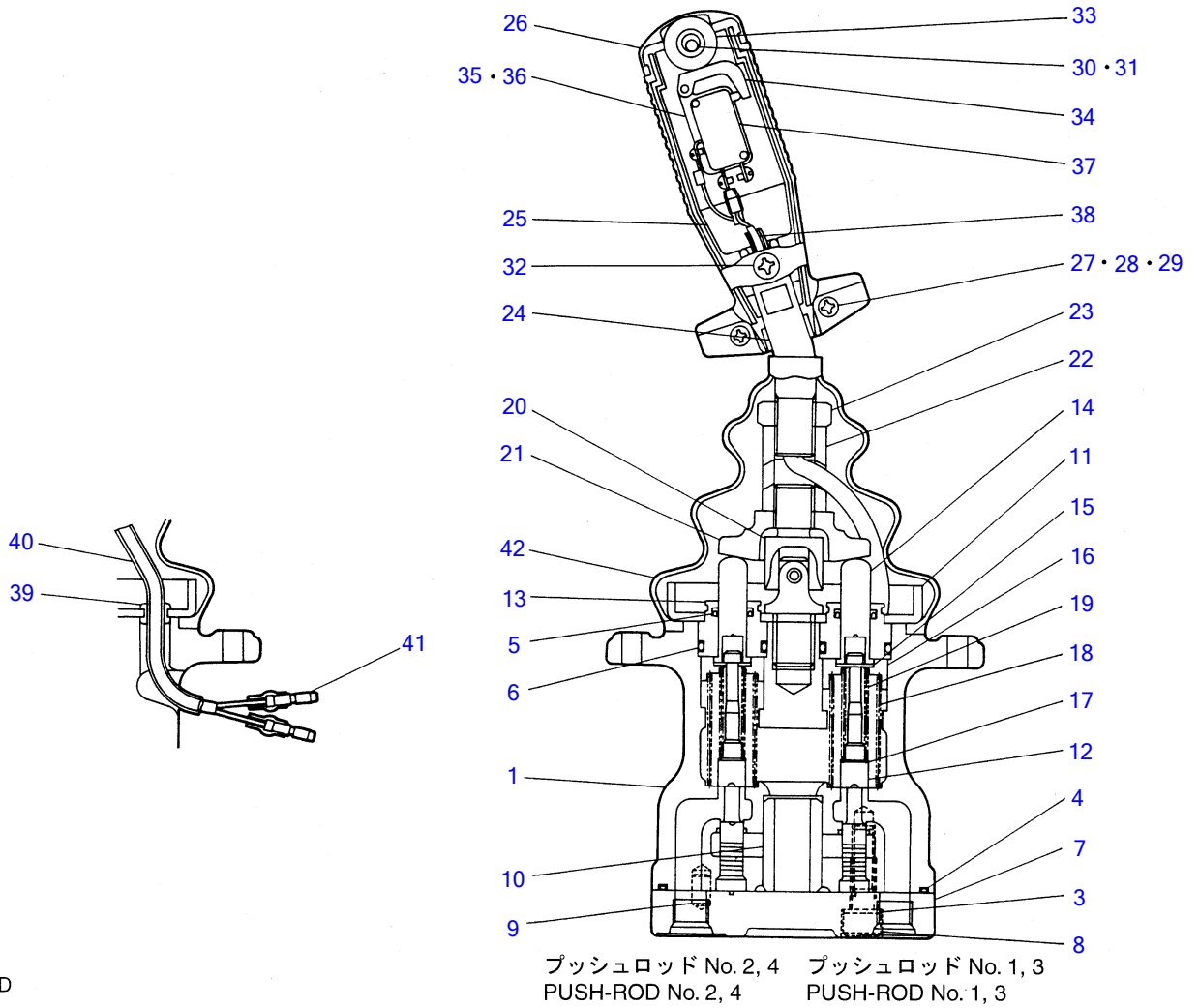
T5-49c-0-D

PILOT VALVE; RIGHT

Item	Part number	Description	Q'ty	Chan.	Serial No.	Serv.	Remarks
1	1901719000	VALVE ASSY	1				
2	1901715102	• PLATE	1				
3	1901715103	• WASHER	2				
4	1420500900	• O-RING	1				
5	1110050822	• CAP SCREW	2				
6	1213000510	• PIN, spring	1				
7	1901710905	• BUSHING	1				
8	1901703201	• PLATE	1				
9	1901719009	• SPOOL	4				
10	1901710912	• PLUG	4				
11	1901719011	• ROD	2				
12	1901719012	• ROD	2				
13	1901710914	• SEAL	4				
14	1420010200	• O-RING	4				
15	1901710915	• WASHER	8				
16	1901715115	• HOLDER, spring	2				
17	1901710916	• HOLDER, spring	2				
18	1901710917	• WASHER	4				
19	1901716316	• SPRING	4				
20	1901719020	• SPRING	2				
21	1901719021	• SPRING	2				
22	1901703220	• JOINT	1				
23	1901715120	• DISC	1				
24	1901703222	• NUT	1				
25	1901719025	• NUT, lock	1				
26	1901710923	• BAR	1				
27	1901703230	• HANDLE	2				
28	1901710931	• CAP	1				
29	1901719029	• SCREW	2				
30	1901719030	• NUT	2				
31	1901719031	• WASHER	2				
32	1901719032	• SCREW	1				
33	1901719030	• NUT	1				
34	1901719034	• SCREW	2				
35	1901703240	• ROLLER	1				
36	1901703241	• LEVER, switch	1				
37	1901703242	• HOLDER, switch	1				
38	1901703243	• HOLDER, switch	1				
39	1901703244	• SWITCH	1				
40	1901711031	• CORD	1				
41	1901703261	• BUSHING	1				
42	1901716839	• TUBE	1				
43	1901710941	• BOOT	1				
44	1901711034	• TERMINAL	1				

T549c2L

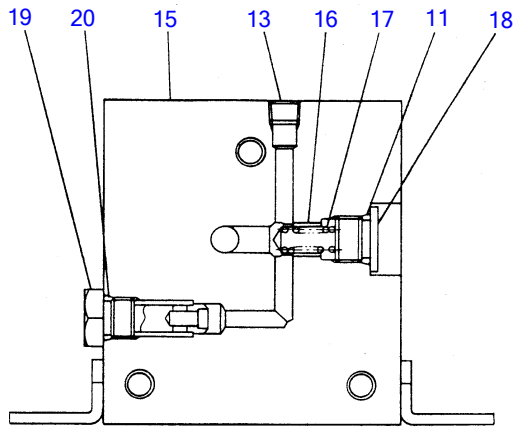
TL26 Book No. PT5-101Z5 S/N 2620002-
PILOT VALVE; LEFT



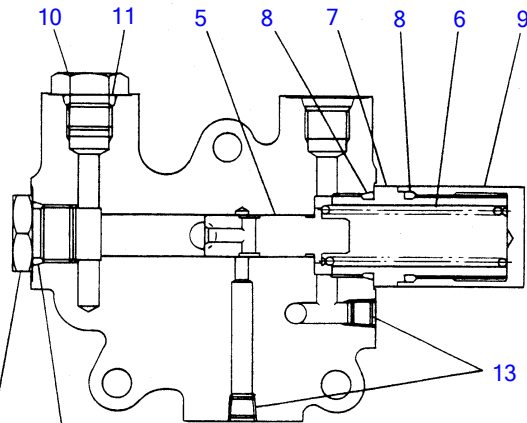
T5-49d-0-D

PILOT VALVE; LEFT

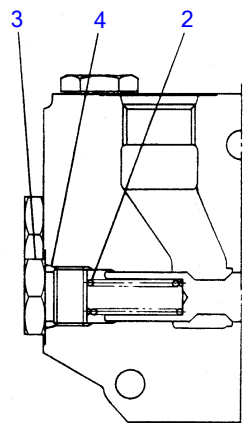
Item	Part number	Description	Q'ty	Chan.	Serial No.	Serv.	Remarks
1	1901723300	VALVE ASSY	1				
2	1901721199	• KIT, seal	1				
3	X 1901715103	• • WASHER, seal	2				
4	X 1420500900	• • O-RING	1				
5	X 1901710914	• • SEAL	4				
6	X 1420010200	• • O-RING	4				
7	1901715102	• PLATE	1				
8	1110050822	• CAP SCREW	2				
9	1213000510	• PIN, spring	1				
10	1901710905	• BUSHING	1				
11	1901703201	• PLATE	1				
12	1901719009	• SPOOL	4				
13	1901710912	• PLUG	4				
14	1901719011	• ROD	4				
15	1901710915	• WASHER	8				
16	1901715115	• HOLDER, spring	4				
17	1901710917	• WASHER	4				
18	1901723316	• SPRING	4				
19	1901723320	• SPRING	4				
20	1901703220	• JOINT	1				
21	1901715120	• DISK	1				
22	1901703222	• NUT	1				
23	1901719025	• NUT, lock	1				
24	1901710923	• BAR, handle	1				
25	1901703230	• HANDLE	2				
26	1901710931	• CAP	1				
27	1901719029	• SCREW	2				
28	1901719030	• NUT	2				
29	1901719031	• WASHER	2				
30	1901719032	• SCREW	1				
31	1901719030	• NUT	1				
32	1901719034	• SCREW	2				
33	1901703240	• ROLLER	1				
34	1901703241	• LEVER, switch	1				
35	1901703242	• HOLDER, switch	1				
36	1901703243	• HOLDER, switch	1				
37	1901703244	• SWITCH	1				
38	1901711031	• CORD	1				
39	1901703261	• BUSHING	1				
40	1901716839	• TUBE	1				
41	1901711034	• TERMINAL	2				
42	1901710941	• BOOT	1				
	T549d3L						



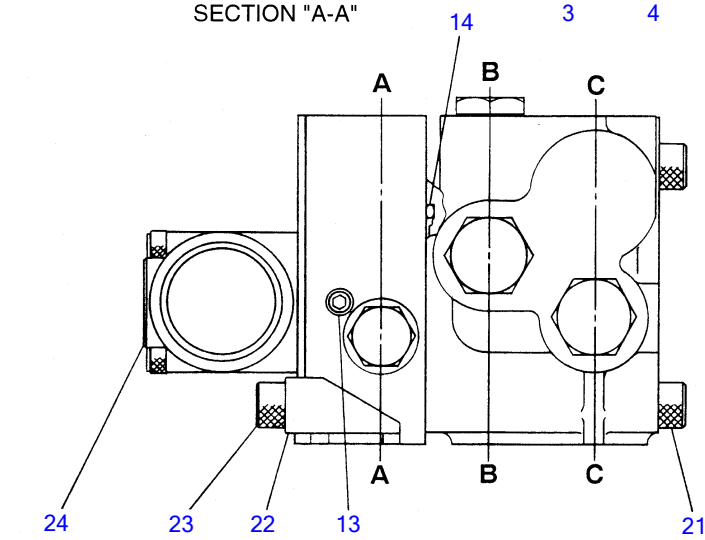
断面 "A-A"
SECTION "A-A"



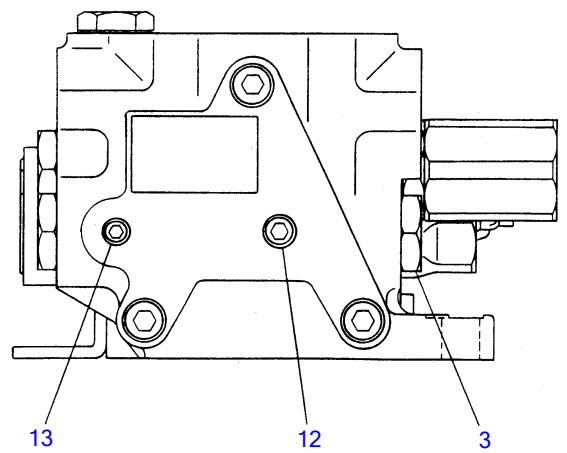
断面 "B-B"
SECTION "B-B"



断面 "C-C"
SECTION "C-C"



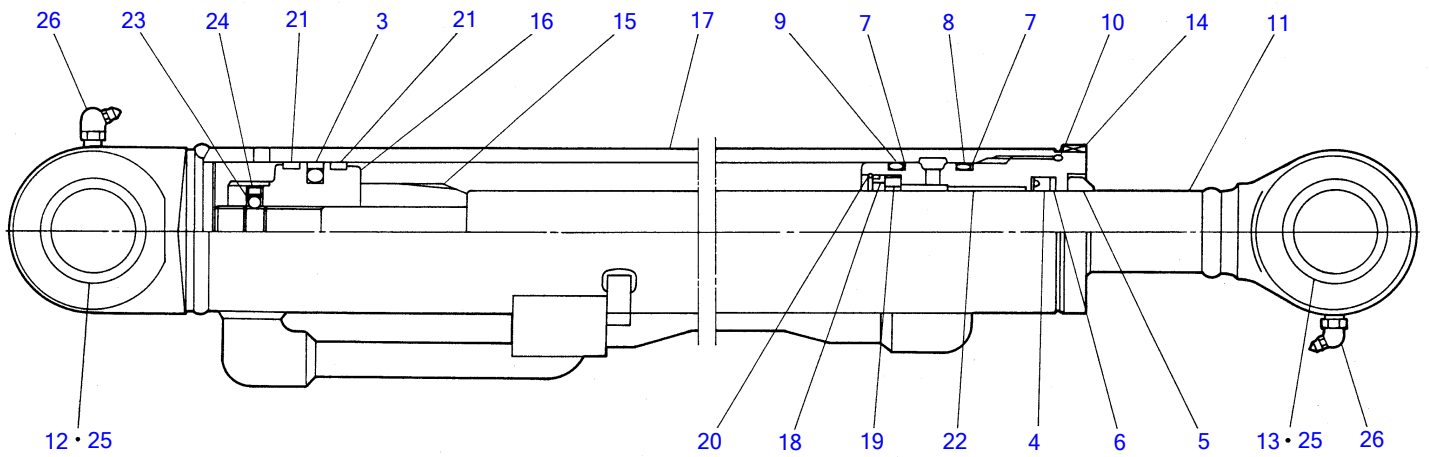
E3-50a-0-D



SUB VALVE

Item	Part number	Description	Q'ty	Chan.	Serial No.	Serv.	Remarks
1	1901723100	VALVE, sub	1		0002~0053		
	1901724100	VALVE, sub	1	(H)	0054~		
2	1901717104	• SPRING	1				
3	1901718904	• PLUG	3				
4	1420010140	• O-RING	3				
5	1901717107	• PISTON	1				
6	1901717108	• SPRING	1				
7	1901717109	• PLUG	1				
8	1420000220	• O-RING	2				
9	1901717123	• PLUG	1				
10	1901717113	• PLUG	1				
11	1420010110	• O-RING	2				
12	1501810001	• PLUG	1				
13	1901717117	• PLUG	5				
14	1420100550	• O-RING	1				
15	1901719916	• PLATE	1				
16	1901719417	• VALVE ASSY	1				
17	1901717112	• SPRING	1				
18	1901719419	• PLUG	1				
19	1901719429	• PLUG	1				
20	1420010100	• O-RING	1				
21	1110050880	• CAP SCREW	3				
22	1901719423	• PLATE	1				
23	1110050816	• CAP SCREW	2				
24	1901716900	• VALVE, solenoid	1		0002~0053		
	1901718100	• VALVE, solenoid	1	(H)	0054~		
	T550a3L						

TL26 Book No. PT5-101Z5 S/N 2620002-
ARM CYLINDER

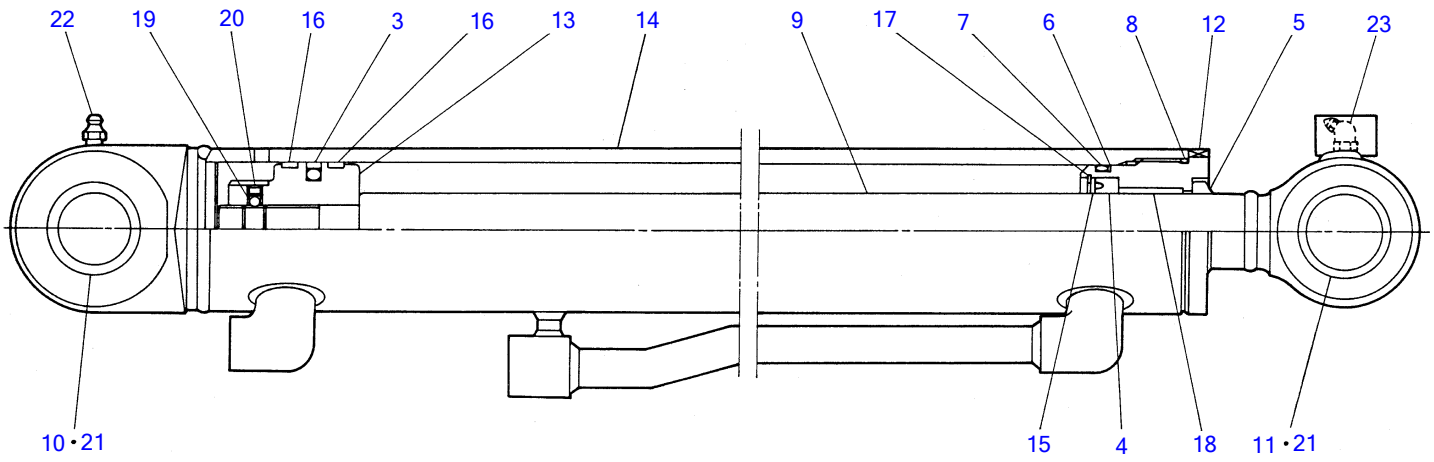


T5-52a-0-D

ARM CYLINDER

Item	Part number	Description	Q'ty	Chan.	Serial No.	Serv.	Remarks
1	1900058100	CYLINDER ASSY	1				
2	1900058199	▪ KIT, seal	1				
3	X 1900048232	▪ ▪ PACKING, piston	1				
4	X 1410540508	▪ ▪ PACKING, rod	1				
5	X 1900048431	▪ ▪ SEAL, dust	1				
6	X 1411250402	▪ ▪ RING, back-up	1				
7	X 1421130600	▪ ▪ RING, back-up	2				
8	X 1420110600	▪ ▪ O-RING	1				
9	X 1420110550	▪ ▪ O-RING	1				
10	X 1420110650	▪ ▪ O-RING	1				
11	1900058101	▪ ROD, piston	1				
12	1900015720	▪ BUSHING	1				
13	1900022702	▪ BUSHING	1				
14	1900058103	▪ COVER, rod	1				
15	1900058105	▪ CUSHION, rod	1				
16	1900058106	▪ PISTON	1				
17	1900058107	▪ TUBE	1				
18	1900052015	▪ SPACER	1				
19	1900052016	▪ RING, cushion	1				
20	1900052026	▪ STOPPER	1				
21	1900058126	▪ RING, slide	2				
22	1333004030	▪ BUSHING	1				
23	1390010250	▪ BALL, steel	1				
24	1121040608	▪ SET-SCREW	1				
25	1432200040	▪ SEAL, dust	4				
26	1560001675	▪ NIPPLE, grease	2				
	T552a1L						

TL26 Book No. PT5-101Z5 S/N 2620002-
BUCKET CYLINDER

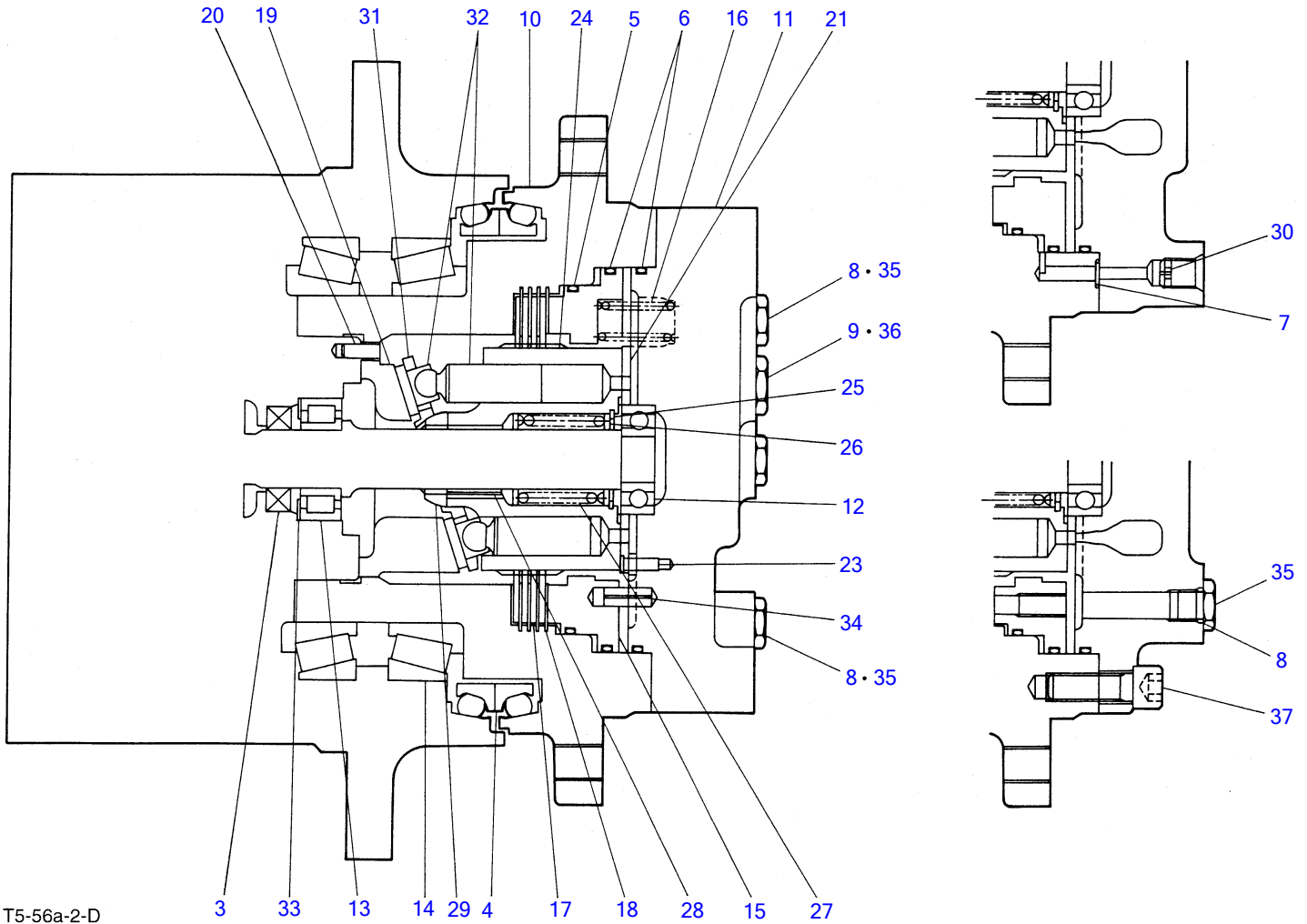


T5-53a-0-D

BUCKET CYLINDER

Item	Part number	Description	Q'ty	Chan.	Serial No.	Serv.	Remarks
1	1900058200	CYLINDER ASSY	1				
2	1900054499	▪ KIT, seal	1				
3	X 1900048232	▪ ▪ PACKING, piston	1				
4	X 1900051631	▪ ▪ PACKING, rod	1				
5	X 1900033533	▪ ▪ SEAL, dust	1				
6	X 1421130600	▪ ▪ RING, back-up	1				
7	X 1420110600	▪ ▪ O-RING	1				
8	X 1420110650	▪ ▪ O-RING	1				
9	1900058201	▪ ROD, piston	1				
10	1900020302	▪ BUSHING	1				
11	1900058202	▪ BUSHING	1				
12	1900054403	▪ COVER, rod	1				
13	1900051606	▪ PISTON	1				
14	1900058207	▪ TUBE	1				
15	1900054408	▪ HOLDER, rod packing	1				
16	1900058126	▪ RING, slide	2				
17	1221000050	▪ RING, snap	1				
18	1333003525	▪ BUSHING	1				
19	1390010250	▪ BALL, steel	1				
20	1121040607	▪ SET-SCREW	1				
21	1432200035	▪ SEAL, dust	4				
22	1560001000	▪ NIPPLE, grease	1				
23	1560001673	▪ NIPPLE, grease	1				
	T553a1L						

TL26 Book No. PT5-101Z5 S/N 2620002-
TRAVEL MOTOR (1/2) (2620002~2620809)

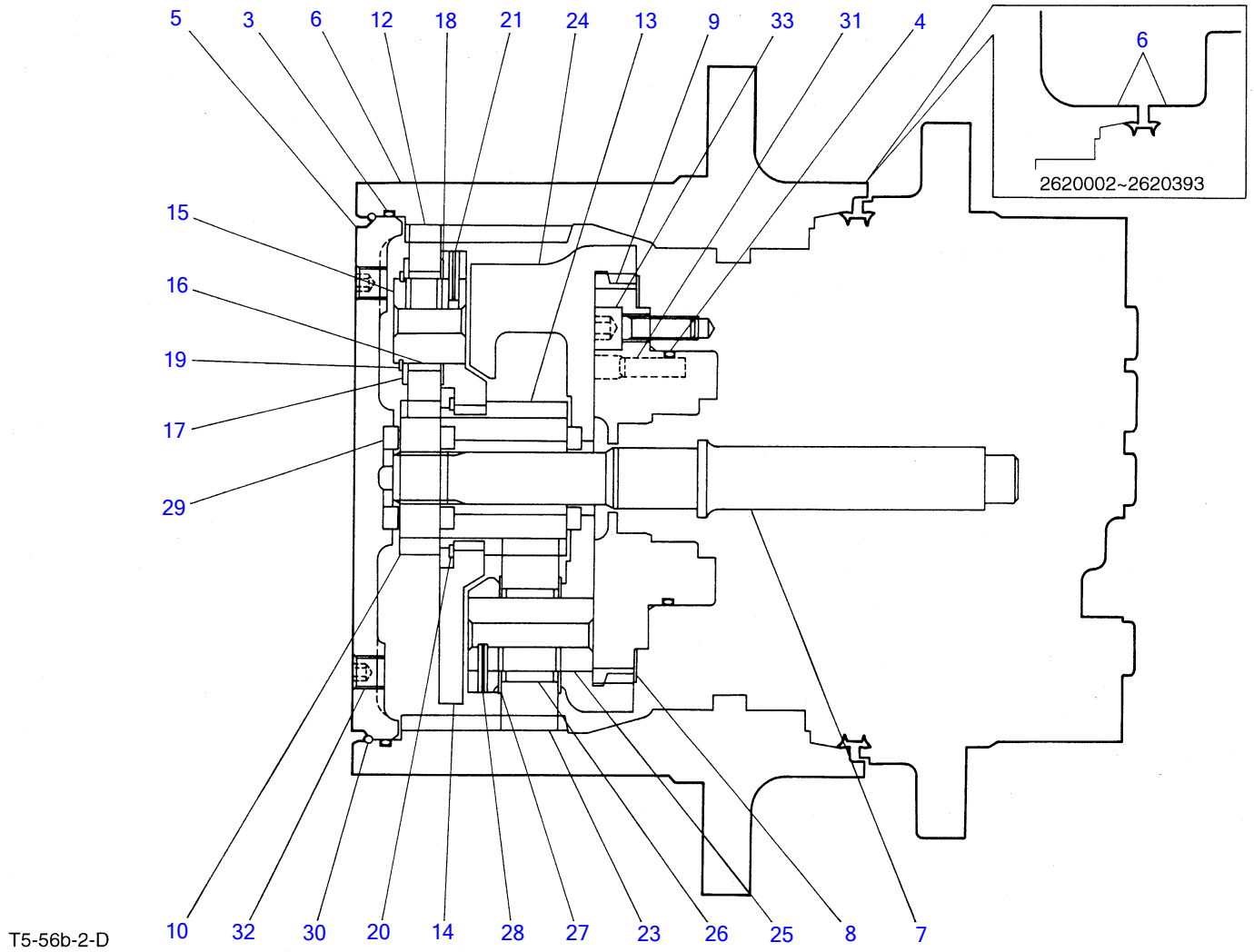


T5-56a-2-D

TRAVEL MOTOR (1/2) (2620002~2620809)

Item	Part number	Description	Q'ty	Chan.	Serial No.	Serv.	Remarks
1	1903112300	MOTOR ASSY	1	(L)	0002~0402		
	1903117600	MOTOR ASSY	1	(H)	0403~0809		
2	1903112399	• KIT, seal	1				
3	X 1903112308	• • SEAL, oil	1				
4	X 1903112309	• • SEAL, floating	2				
5	X 1420111450	• • O-RING	1				
6	X 1903112345	• • O-RING	2				
7	X 1420010090	• • O-RING	2				
8	X 1420010110	• • O-RING	5				
9	X 1420010140	• • O-RING	1				
10	X 1903112363	• HOUSING	1				see page 8-17 (NOTE)
11	1903112304	• COVER	1				
12	1903112306	• BEARING	1				
13	1903112307	• BEARING	1				
14	1903112310	• BEARING	2				
15	1903112312	• PLUNGER	1				
16	1903112313	• SPRING	12				
17	1903112314	• PLATE	4				
18	1903112315	• PLATE	4				
19	1903112366	• PLATE	1				
20	X *****	• PIN	1				
21	1903112319	• PLATE	1				
22	1903112391	• PISTON ASSY	1				
23	1902011712	• • PIN	1				
24	1903112345	• • CYLINDER, barrel	1				
25	1902902996	• • RETAINING	1				
26	1902902995	• • SPACER	2				
27	1902902997	• • SPRING	1				
28	1902902991	• • PIN	3				
29	1902902993	• • POLE	1				
30	1903112367	• • ORIFICE	2				
31	1902902992	• • PLATE	1				
32	1903112390	• • PISTON ASSY, sub	9				
33	1903112334	• PLATE	1				
34	1213000820	• PIN, spring	2				
35	1903112352	• PLUG	5				
36	1903112353	• PLUG	1				
37	1110051235	• SCREW, socket head	6				
		<<NOTE>>					
	1903112398	MOTOR HOUSING SUB ASSY	1				
		incl.					
		item 10, 20 in page 8-17					
		item 4, 9 in page 8-19					
		item 31, 33 in page 8-20.					
	T556a4L						

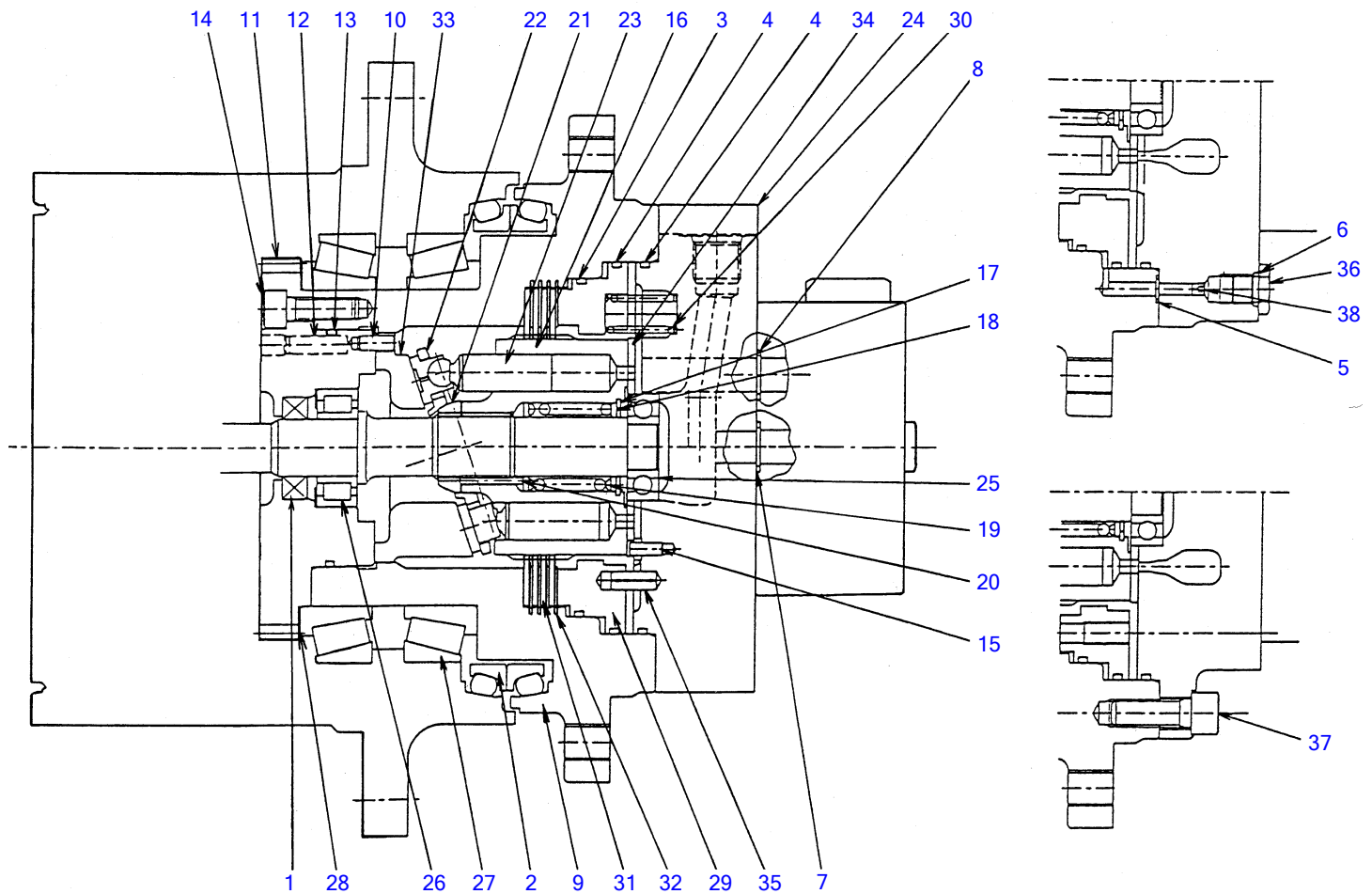
TL26 Book No. PT5-101Z5 S/N 2620002-
TRAVEL MOTOR (2/2) (2620002~2620809)



T5-56b-2-D

TRAVEL MOTOR (2/2) (2620002~2620809)

Item	Part number	Description	Q'ty	Chan.	Serial No.	Serv.	Remarks
1	X *****	REDUCTION	1				
2	1912903299	• KIT, seal	1				
3	X 1903112342	• • O-RING	1				
4	X 1420111000	• • O-RING	1				
5	1903112301	• COVER	1				
6	1903112397	• ASSY, sub cover	1		0002~0393		see page 8-19 (NOTE)
	1903112302	• COVER	1		0394~0809		
7	1903112305	• SHAFT	1				
8	1903112311	• SHIM	1				
9	X *****	• COVER	1				
10	1903112321	• GEAR	1				
11	1912903298	• SUB ASSY, carrier kit 1	1				
12	X *****	• • GEAR	2				
13	X *****	• • GEAR	1				
14	X *****	• • CARRIER	1				
15	X *****	• • PIN	2				
16	X *****	• • NEEDLE	78				
17	X *****	• • PLATE	2				
18	X *****	• • PLATE	3				
19	X *****	• • RING, snap	2				
20	X *****	• • RING, snap	1				
21	X *****	• • PIN, spring	3				
22	1912903297	• SUB ASSY, carrier kit 2	1				
23	X *****	• • GEAR	3				
24	X *****	• • CARRIER	1				
25	X *****	• • PIN	3				
26	X *****	• • NEEDLE	78				
27	X *****	• • PLATE	6				
28	X *****	• • PIN, spring	2				
29	1903112331	• RING, thrust	3				
30	1903112337	• WIRE	1				
31	X *****	• PIN	4				
32	1501810002	• PLUG	2				
33	X *****	• CAP SCREW	12				
		<<NOTE>>					
	1903112397	ASSY, sub cover	1				
		incl.					
		item 0-2 19031-12398 in page					
		8-18					
		item 6-1 19031-12302 in page					
		8-19					
	T556b4L						



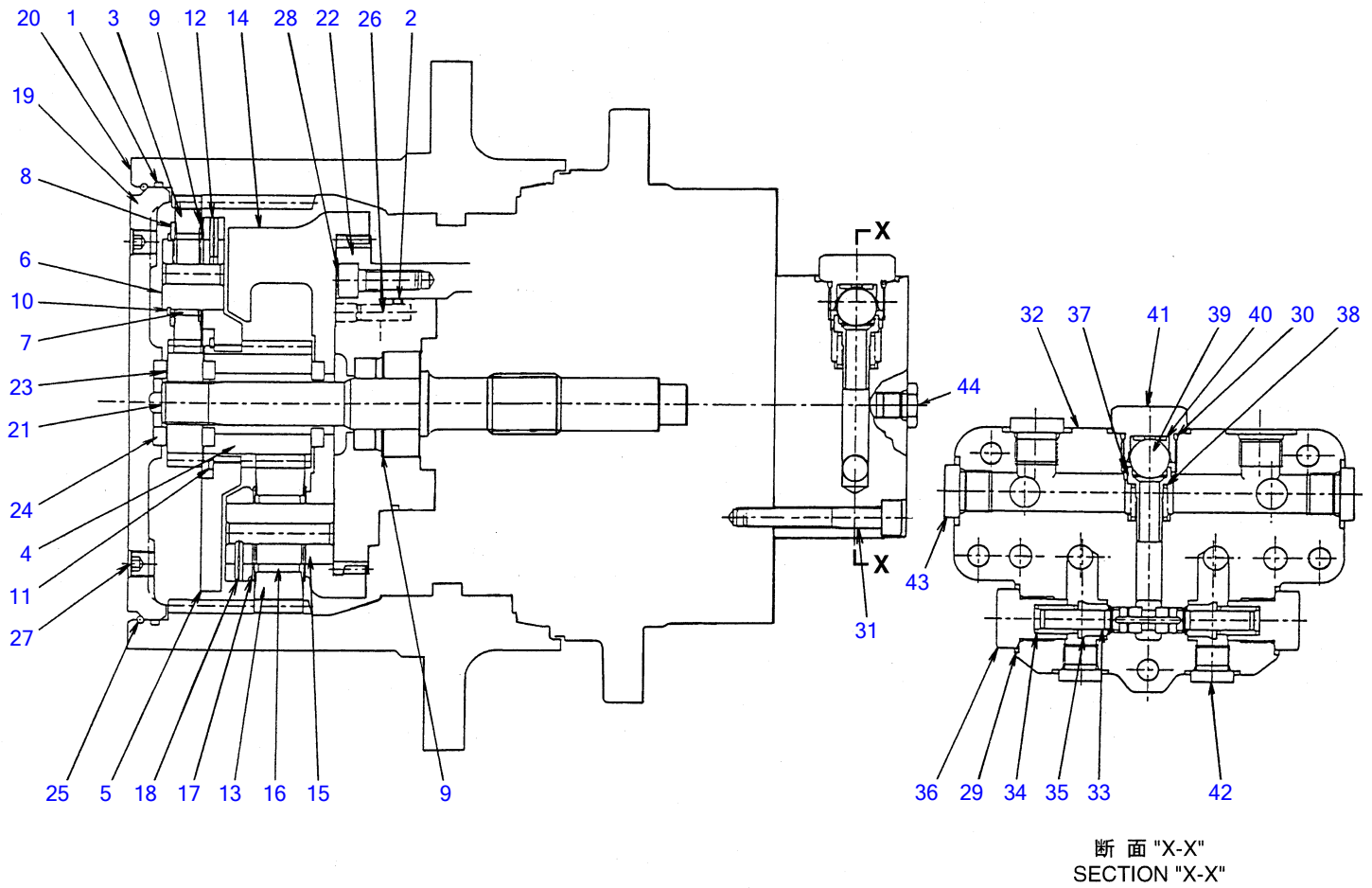
T5-56c-0-D

TRAVEL MOTOR (1/2) (2620810~2621060)

Item	Part number	Description	Q'ty	Chan.	Serial No.	Serv.	Remarks
0	1903119100	MOTOR ASSY, travel	2				
0-1	1903119199	• KIT, seal	1				
1	X 1903112308	• • SEAL, oil	1				
2	X 1903112309	• • SEAL, floating	2				
3	X 1420111450	• • O-RING	1				
4	X 1420310259	• • O-RING	2				
5	X 1420010090	• • O-RING	2				
6	X 1420010110	• • O-RING	1				
7	X 1420010180	• • O-RING	4				
8	X 1420010160	• • O-RING	2				
0-2	1903112398	• MOTOR HOUSING SUB ASSY	1				
9	X *****	• • COVER, housing	1				
10	X *****	• • PIN	1				
11	X *****	• • COVER	1				
12	X *****	• • PIN	4				
13	X *****	• • O-RING	1				
14	X *****	• • CAP SCREW	12				
0-3	1903112391	• PISTON ASSY	1				
15	1902011712	• • PIN	1				
16	1903112345	• • CYLINDER, barrel	1				
17	1902902996	• • RETAINING	1				
18	1902902995	• • SPACER	2				
19	1902902997	• • SPRING	1				
20	1902902991	• • PIN	3				
21	1902902993	• • POLE	1				
22	1902902992	• • PLATE	1				
23	X *****	• • SLIPPER, piston	1				
24	1903119104	• COVER	1				
25	1903112306	• BEARING	1				
26	1903112307	• BEARING	1				
27	1903112310	• BEARING	2				
28	1903112311	• SHIM	1				
29	1903112312	• PLUNGER	1				
30	1903112313	• SPRING	12				
31	1903112314	• PLATE	4				
32	1903112315	• PLATE	4				
33	1903112366	• PLATE	1				
34	1903119119	• PLATE	1				
35	1213000820	• PIN, spring	2				
36	1903112352	• PLUG	1				
37	1100051235	• BOLT	6				
38	1903112367	• ORIFICE	2				

T556c0L

TL26 Book No. PT5-101Z5 S/N 2620002-
TRAVEL MOTOR (2/2) (2620810~2621060)



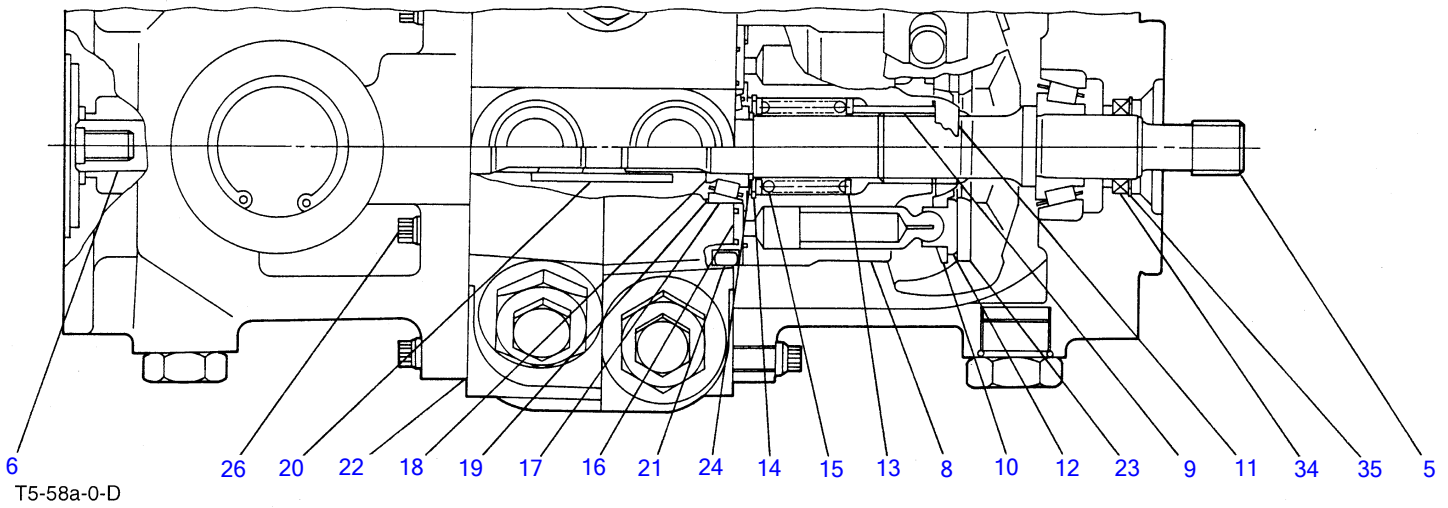
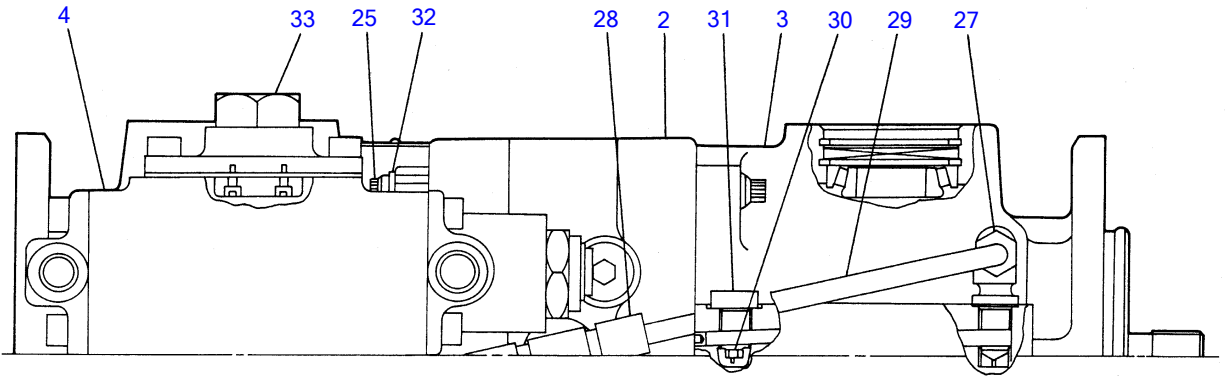
T5-56d-0-D

TRAVEL MOTOR (2/2) (2620810~2621060)

Item	Part number	Description	Q'ty	Chan.	Serial No.	Serv.	Remarks
0	1903119100	MOTOR ASSY, travel	2				
0-4	X *****	· REDUCTION	1				
0-5	1912903299	· · KIT, seal	1				
1	X 1903112342	· · · O-RING	1				
2	X 1420111000	· · · O-RING	1				
0-6	1912903298	· · SUB ASSY, carrier kit 1	1				
3	X *****	· · · GEAR	2				
4	X *****	· · · GEAR	1				
5	X *****	· · · CARRIER	1				
6	X *****	· · · PIN	2				
7	X *****	· · · NEEDLE	78				
8	X *****	· · · PLATE	2				
9	X *****	· · · PLATE	3				
10	X *****	· · · RING, snap	2				
11	X *****	· · · RING, snap	1				
12	X *****	· · · PIN, spring	2				
0-7	1912903297	· · SUB ASSY, carrier kit 2	1				
13	X *****	· · · GEAR	3				
14	X *****	· · · CARRIER	1				
15	X *****	· · · PIN	3				
16	X *****	· · · NEEDLE	78				
17	X *****	· · · PLATE	6				
18	X *****	· · · PIN, spring	3				
19	1903112301	· · COVER	1				
20	1903112302	· · COVER	1				
21	1903119105	· · SHAFT	1				
22	1903112318	· · COVER	1				
23	1903112321	· · GEAR	1				
24	1903112331	· · RING, thrust	3				
25	1903112337	· · WIRE	1				
26	1903112341	· · PIN	4				
27	1501810002	· · PLUG	2				
28	1100051030	· · BOLT	12				
0-8	1901809300	· VALVE, flasing	1				
0-9	1901809399	· · KIT, seal	1				
29	X 1901809366	· · · O-RING	2				
30	X 1901809370	· · · O-RING	1				
31	1901809360	· · CAP SCREW	5				
32	X *****	· · BLOCK, valve	1				
33	X *****	· · SPOOL	1				
34	1901809363	· · SPRING	2				
35	X *****	· · VALVE	2				
36	1901809365	· · PLUG	2				
37	1901809367	· · SEAT	1				
38	1901809368	· · SPRING	1				
39	1390011200	· · BALL, steel	1				
40	1901809369	· · SHIM	1				
41	1901809371	· · CAP	1				
42	1901809372	· · PLUG	2				
43	1901809373	· · PLUG	3				
44	1902011727	· · PLUG	2				

T556d0L

TL26 Book No. PT5-101Z5 S/N 2620002-
HYDRAULIC PUMP (1/3)

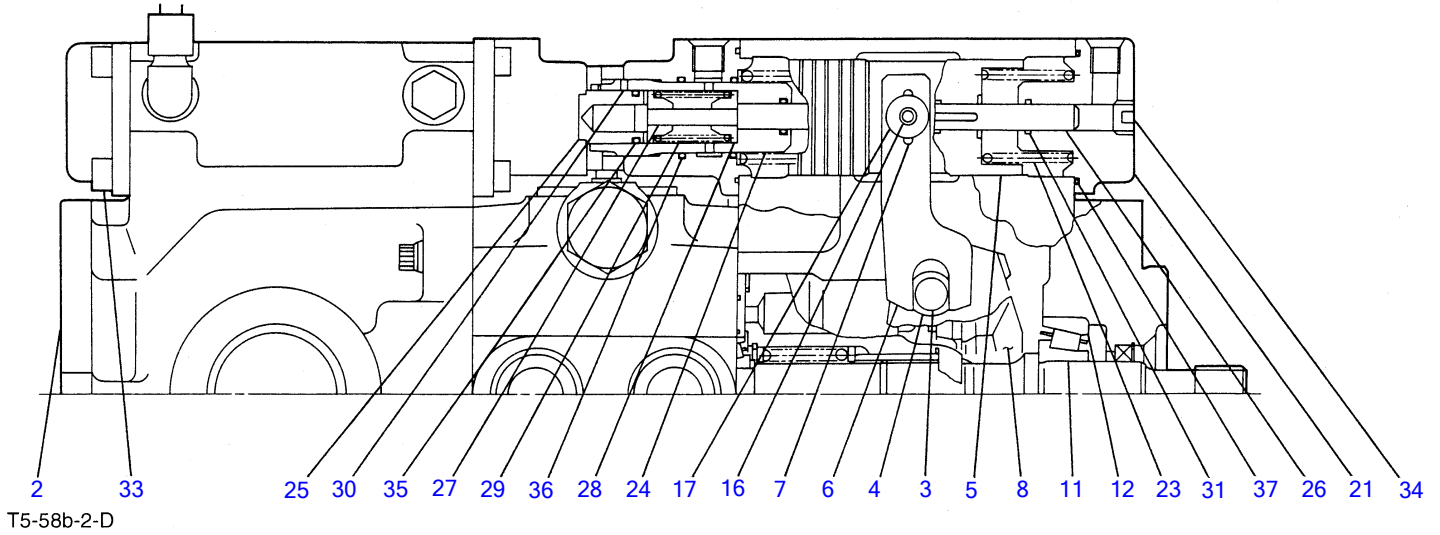
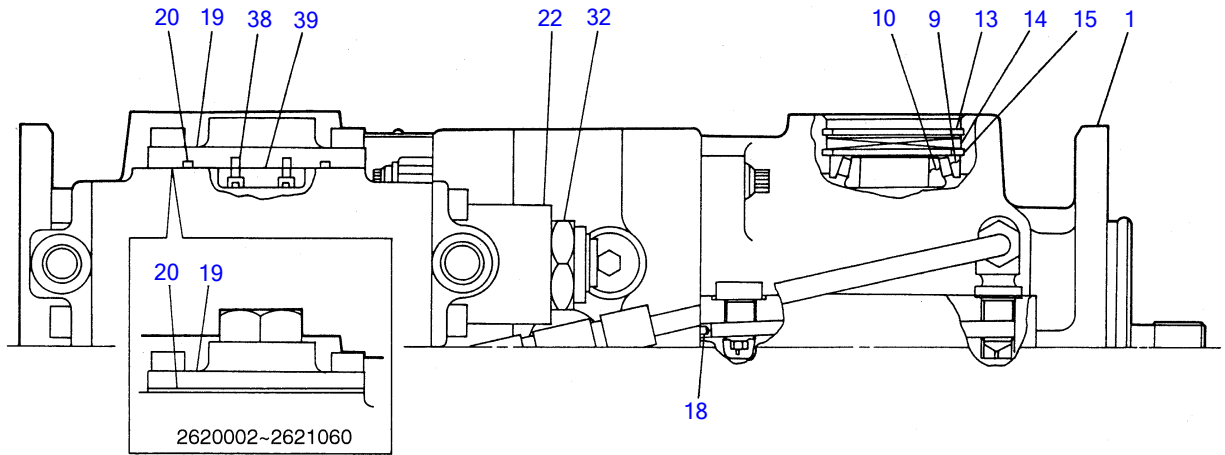


T5-58a-0-D

HYDRAULIC PUMP (1/3)

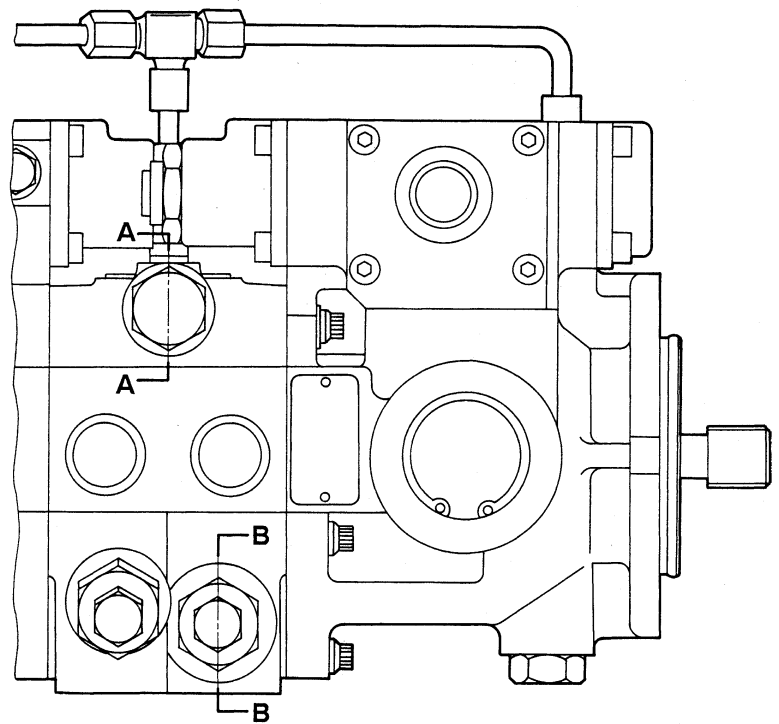
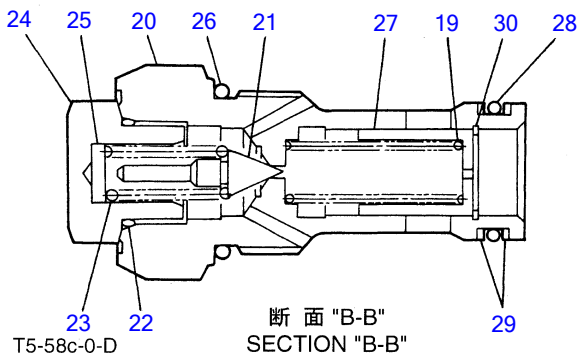
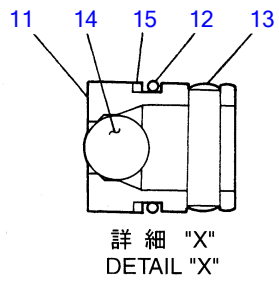
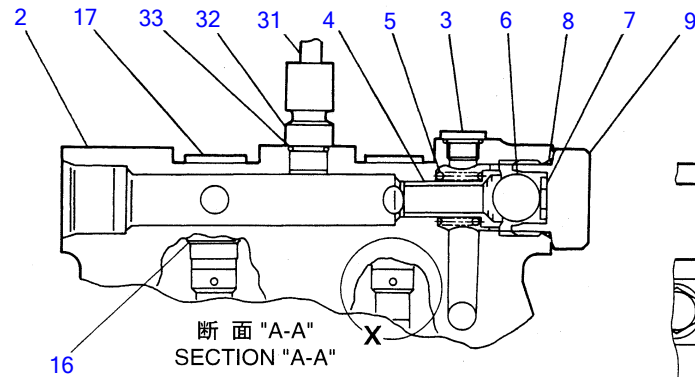
Item	Part number	Description	Q'ty	Chan.	Serial No.	Serv.	Remarks
1	1902011700	PUMP ASSY	1		0002~0669		
	1902015700	PUMP ASSY	1		0670~		
2	1902902600	▪ SUB ASSY, senter section	1				see page 8-32
3	1902902700	▪ HOUSING ASSY, control (P1)	1				see page8-30
4	1902902800	▪ HOUSING ASSY, control (P2)	1		0002~0669		see page8-30
	1902908900	▪ HOUSING ASSY, control (P2)	1		0670~		see page8-30
5	1902011703	▪ SHAFT, drive	1				
6	1902011704	▪ SHAFT, drive	1				
7	1902902900	▪ SUB ASSY, piston pump	2				
8	1902902990	▪ ▪ BARREL, cylinder	1				
9	1902902991	▪ ▪ PIN	3				
10	1902902992	▪ ▪ PLATE, slipper retainer	1				
11	1902902993	▪ ▪ POLE, guide	1				
12	1902902994	▪ ▪ SLIPPER, piston	9				
13	1902902995	▪ ▪ SPACER, spring	2				
14	1902902999	▪ ▪ RING, retaining	1				
15	1902902997	▪ ▪ SPRING	1				
16	1902011706	▪ PLATE	2				
17	1902011708	▪ BEARING	2				
18	1902011709	▪ BEARING	2				
19	1902011710	▪ SHIM	AR				
20	1902011711	▪ COUPLING	1		0002~#		
	1902011741	▪ COUPLING	1	(H)	#~		
21	1902011712	▪ PIN	6				
22	1902011713	▪ GASKET	2				
23	1902011714	▪ PLATE, thrust	2				
24	1902011715	▪ SPACER	2				
25	1902011720	▪ CAP SCREW	8				
26	1902011721	▪ CAP SCREW	2				
27	1902011723	▪ ELBOW	1				
28	1902011724	▪ ADAPTOR	2				
29	1902011725	▪ PIPE	4				
30	1902011726	▪ PLUG	2		0002~0669		
	1902011740	▪ PLUG	2		0670~		
31	1902011727	▪ PLUG ASSY	2				
32	1902011728	▪ WASHER	3				
33	1902011729	▪ PLUG ASSY	1				
34	1902011730	▪ SEAL, oil	1		0002~0669		
	1902011742	▪ SEAL, oil	1		0670~		
35	1902011731	▪ RING, retaining	1				
	T558a4L						

TL26 Book No. PT5-101Z5 S/N 2620002-
HYDRAULIC PUMP (2/3)



HYDRAULIC PUMP (2/3)

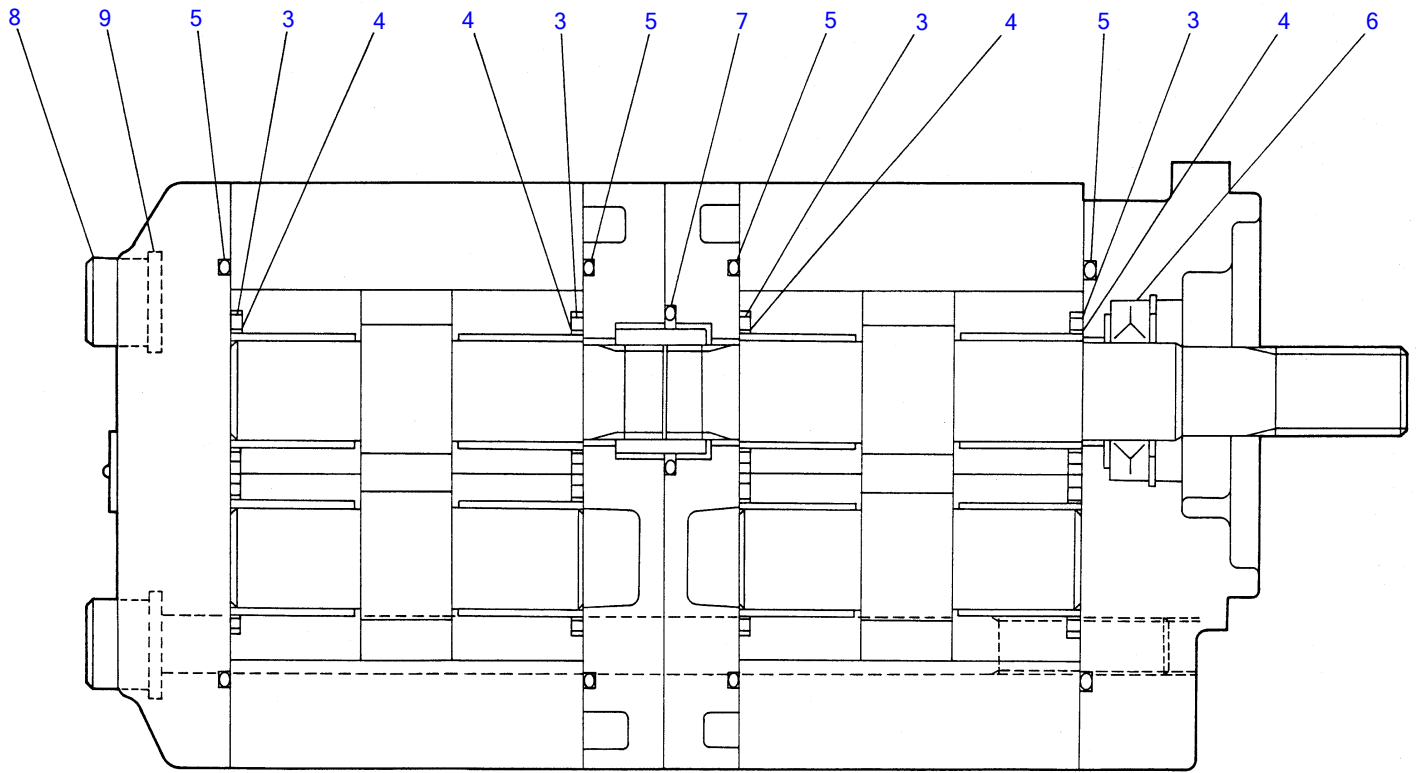
Item	Part number	Description	Q'ty	Chan.	Serial No.	Serv.	Remarks
0-1	1902902700	• • HOUSING ASSY, control (P1)	1				
0-2	1902902800	• • HOUSING ASSY, control (P2)	1		0002~0669		
	1902908900	• • HOUSING ASSY, control (P2)	1		0670~		
0-3	1902903200	• • CONTROL ASSY, sub (P1)	1				
0-4	1902903300	• • CONTROL ASSY, sub (P2)	1				
1	1902903270	• • • HOUSING (P1)	1				
2	1902903388	• • • HOUSING (P2)	1				
3	X *****	• • • • PIN	1				
4	X *****	• • • • BUSHING	1				
5	X *****	• • • • PISTON	1				
6	X *****	• • • • ARM	1				
7	X *****	• • • • PIN	1				
8	1902903271	• • • PLATE, swash	1				
9	1902903272	• • • BEARING	2				
10	1902903273	• • • BEARING	2				
11	1902903274	• • • BEARING	1				
12	1902903275	• • • BEARING	1				
13	1902903276	• • • RING, retaining	4				
14	1902903277	• • • SEAL	2				
15	1902903278	• • • SHIM	AR				
16	1110000520	• • • CAP SCREW	1				
17	1902903286	• • • SHIM	1				
18	1901807223	• • • PLUG	1				
19	1902902742	• • COVER	1		0002~0669		
	1902902771	• • COVER	1		0670~		
20	1902902743	• • PACKING	1		0002~0669		
	1902902773	• • PACKING	1		0670~		
21	1902902744	• • COVER	1				
22	1902902745	• • COVER	1				
23	1902902746	• • SPRING	2				
24	X *****	• • SCREW	1				
25	X *****	• • SCREW	1				
26	X *****	• • SPOOL	1				
27	X *****	• • BOLT	1				
28	X *****	• • STOPPER	2				
29	X *****	• • SPRING	1				
30	1902902754	• • SET-SCREW	1				
31	1902902755	• • SEAL	2				
32	1902902756	• • NUT	1				
33	1110000816	• • CAP SCREW	12				
34	1902902758	• • PLUG	1				
35	1420000160	• • O-RING	1				
36	1902902760	• • O-RING	2				
37	1902902761	• • O-RING	2				
38	1110000508	• • CAP SCREW	2				
39	1902902766	• • GUIDE	1				
	T558b3L						



HYDRAULIC PUMP (3/3)

Item	Part number	Description	Q'ty	Chan.	Serial No.	Serv.	Remarks
1	1902902600	SUB ASSY, senter section	1				
2	1902902601	▪ SENTER SECTION	1				
3	1902902602	▪ PLUG ASSY	1				
4	X *****	▪ SEAT	1				
5	X *****	▪ SPRING	1				
6	X *****	▪ STEEL	1				
7	X *****	▪ SHIM	1				
8	X *****	▪ O-RING	1				
9	X *****	▪ CAP	1				
10	1902903000	▪ VALVE ASSY, check	4				
11	X *****	▪ ▪ BODY	1				
12	1902903002	▪ ▪ O-RING	1				
13	1902903003	▪ ▪ ROLLER	1				
14	X *****	▪ ▪ STEEL	1				
15	1902903005	▪ ▪ RING, back-up	1				
16	1902902610	▪ PLUG	4				
17	1902902611	▪ PLUG ASSY	4				
18	1902903100	▪ VALVE ASSY, relief	4				
19	X *****	▪ ▪ SPRING	1				
20	X *****	▪ ▪ HOUSING	1				
21	X *****	▪ ▪ NEEDLE	1				
22	X *****	▪ ▪ O-RING	1				
23	X *****	▪ ▪ SPRING	1				
24	X *****	▪ ▪ PLUG	1				
25	X *****	▪ ▪ SHIM	AR				
26	1902903108	▪ ▪ O-RING	1				
27	X *****	▪ ▪ PISTON	1				
28	1902903110	▪ ▪ O-RING	1				
29	1902903111	▪ ▪ RING, back-up	2				
30	X *****	▪ ▪ RING, retaining	1				
31	X *****	▪ PIPE	1				
32	X *****	▪ ADAPTOR	1				
33	X *****	▪ O-RING	1				
	T558c0L						

TL26 Book No. PT5-101Z5 S/N 2620002-
GEAR PUMP



T5-58d-0-D

GEAR PUMP


Item	Part number	Description	Q'ty	Chan.	Serial No.	Serv.	Remarks
1	1902010700	PUMP ASSY	1				
2	1902010799	▪ KIT, seal	1				
3	X 1902010714	▪ ▪ SEAL, balance	4				
4	X 1902010715	▪ ▪ SEAL, back-up	4				
5	X 1420311490	▪ ▪ O-RING	4				
6	X 1902010717	▪ ▪ SEAL, oil	1				
7	X 1420100300	▪ ▪ O-RING	1				
8	1902010724	▪ CAP SCREW	4				
9	1902010725	▪ WASHER	4				
	T558d3L						

エンジン名称 / A-4JB1PAA10

適用号機 / Serial No.

TL26: 2620780~2621060

TL126: 21260001~

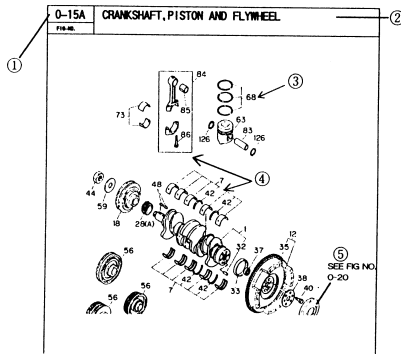


A-4JB1PAA10

PARTS CATALOG

How to refer to the parts catalog

1. How to interpret the illustration



① **FIG NO.**
A 3-digit (X-XX) Figure Number has been assigned to every section/illustration of the catalog. The first digit of the Figure Number identifies the primary catalog section. The second and third digits further identify the subsections within that section.

EXAMPLE: 0-15 = Engine (0); Crankshaft, Piston and Flywheel (15).

② **ILLUSTRATION TITLE**
The first line of the title contains a generic name(s) for the item(s) illustrated. The second line of the title identifies the specific application; i.e. engine model, type of transmission, etc.

③ **KEY NUMBER**
The Key Number connects the illustrated part to the appropriate text. Items identified with a "NSS" (Not Serviced Separately) are not available individually, however, they may be available as part of an assembly.

④ **ASSEMBLIES, KITS, SETS AND THEIR COMPONENTS**
Assemblies, Kits and/or Sets are shown within a frame/box. Also shown within the frame/box are any components included with the assembly, Kit or Set.

EXAMPLE: Key No. 84 includes Key nos. 85,86 and the connecting Rod and Cap which are not supplied individually.

EXAMPLE: Key No., 7 includes Key no. 42 and those items identified with no key number. Items identified with no key number may only be available in an assembly, Kit or Set.

⑤ **SEE FIG NO. / X-XX.....**
Items shown as a point of reference are not identified with a Key Number. These items are shown because of the way they fit within the illustration, however, they are described in more detail in another section of the Catalog. The applicable catalog section is shown next to the illustration.

2. How to interpret the Text

There are two different styles of text. One is used to identify general parts and the other identifies the components of a particular assembly.

(General Parts)				(Component parts for a particular ASM)			
0-10 A CYLINDER HEAD COVER				0-65 STARTER			
FIG NO.	KEY NO.	DESCRIPTION	ASSEMBLY PART	FIG NO.	KEY NO.	DESCRIPTION	ASSEMBLY PART
037	036	1	BOOST COMPENSATOR	082	040	1	
065	060	1	ANEROID COMPENSATOR	083	040	1	
066	060	2	FEED PUMP	084	040	1	
080	040	1	AUTO TIMER	085	040	1	
081	040	1					

(List of the particular assembly)

① **FIG NO.**
Already explained on a previous page. In the same Fig no., when more than 50 engine models or assembly part numbers exist, new text with new Fig no. with alphabetical suffix as shown below is newly added. (Number of column is limited under 50 items) However, illustration is not newly added. (Fig-no. for text: 0-10A,0-10B)

② **TITLE**
Already explained on a previous page.

③ **KEY NUMBER**
The combination of the Figure Number and Key Number identifies a particular part. For example, Figure Number 0-10 and Key Number 1 combines to identify "COVER; HEAD". This combination of the Figure Number and Key Number (i.e. 0-10-1) will be used to identify the "COVER; HEAD" in all parts catalogs. Key Numbers, therefore, may not be listed consecutively.

10-72

④ DESCRIPTION

The actual description of the part is listed first then the location of the part.

EXAMPLE: Cover; Cylinder Head

Name	Location
------	----------

⑤ PART NUMBER

Used to identify a specific part.

⑥ INTERCHANGEABILITY

Superseding part numbers are listed directly below the old part number.

An alphabetical character; i.e. "A" or "C", is used to indicate the type of interchangeability that exists between the old and new part number. If an alphabetical character is not shown then these part numbers are not interchangeable.

EXAMPLE: Part No. ITC

(Old)	· -001-0	C	[001-0 is replaced by 002-0 with the
(New)	· -002-0		interchangeability of "C"]

"A" = Totally interchangeable. Either part number may be used.

"C" = The new part number will replace the old part number, however, the old part number will not replace the new part number.

⑦ APPLICABLE PERIOD

Indicated by the year and month (i.e. 9202 = February 1992).

⑧ SIDE

Indicated whether the item is installed on the left or right side of the engine as viewed from Flywheel.

⑨ QUANTITY

The quantity of the part per that particular application for one engine is indicated.

As to the component of a particular Assembly, the quantity per one assembly is indicated. In those cases where the required quantity is unknown (i.e. shims), "AR" (As required) will be indicated.

⑩ APPLICABLE MODEL

The engine model to which the item is applicable will be indicated.

⑪ REMARKS

Any additional information pertaining to the characteristics of the item; i.e. size, shape, color, etc. will be listed in the Remarks Column.

⑫ ASSEMBLY [ASM] PART NUMBER

Assembly part number will be indicated.

⑬ ILLUSTRATION REMARKS

When two or more items are identified by the same Key Number, an alphabetical character(i.e. "A", "B", "C", etc) will be used to identify the part number to the applicable illustration.

10-73

略語表/Abbreviation List

略語 ABBREVIATIONS	語源 DEFINITION	略語 ABBREVIATIONS	語源 DEFINITION
A	AMPERE	JBK	JIDOSHA BUHIN KOGYO CO.
ABS	ABSORBER	KG	KILOGRAM
ACCEL	ACCELERATOR	KM/H	KILOMETER PER HOUR
ACL	AIR CLEANER	KOYO	KOYO SEIKO CO.
ADJ	ADJUSTER	KW	KILOWATT
AL	ALUMINUM	L	LITER OR LEFT HAND
A/R	AS REQUIRED	L1=	LENGTH(VERTICAL)
ASM	ASSEMBLY	L2=	LENGTH(SIDE)
A/T	AUTOMATIC TRANSMISSION	L=	LENGTH
AUTO	AUTOMATIC	LH	LEFT HAND
B=	BREADTH	LK	LOCK
BRG	BEARING	LVR	LEVER
BRK	BRAKE	LWR	LOWER
BRKT	BRACKET	MAN	MANUAL
CAC	CHARGE AIR COOLER	MANIF	MANIFOLD
C/BL	CYLINDER BLOCK	M/CYL	MASTER CYLINDER
CLU	CLUTCH	MITSUBA	MITSUBA DENKI SEISAKUSHO CO.
CMFR	COMPRESSOR	MTG	MOUNTING
COMB	COMBINATION	M/T	MANUAL TRANSMISSION
COMPL	COMPLETE	MM	MILLIMETER
CONN	CONNECTING	NACHI	FUJIKOSHI CO.
CONT	CONTROL	NGK	NIHON TOKUSHU TOGYO CO.
CVR	COVER	NL	NOT LISTED
CYL	CYLINDER	NO.	NUMBER
D=	DIAMETER	NOK	NOK CO.
DC	DIRECT CURRENT	NOS	NATIONAL OIL SEAL CO.
DIAPH	DIAPHRAGM	NPN	NOT PART NUMBER
DIFF	DIFFERENTIAL	NPR	NIPPON PISTON RING CO.
EGR	EXHAUST GAS RECIRCULATION	NSG	NIPPON SHEET GLASS CO.
ENG	ENGINE	NSS	NOT SERVICED SEPARATELY
EXC	EXCEPT	NSK	NIHON SEIKO CO.
EXH	EXHAUST	NTN	TOYO BEARING CO.
E #	ENGINE NUMBER	OD	OUTSIDE DIAMETER
EXP	EXPORT	OPT	OPTION
FIG NO.	FIGURE NUMBER	OVS1	OVERSIZE
FLEX	FLEXIBLE	PCV	POSITIVE CRANK CASE VENTILATION
FRT	FRONT	PL	PLAIN
FWD	FORWARD	PRE-CHAMBER	PRECOMBUSTION CHAMBER
G	GRAM	PROP	PROPELLER
GEN	GENERATOR	P/S	POWER STEERING
GOV	GOVERNOR	PTO	POWER TAKE OFF
GRD=	GRADE	QOS	QUICK ON START
G/R=	GEAR RATIO	QTY	QUANTITY
H=	HEIGHT	QUAD	QUADRANT
HD	HEAD	R	RIGHT HAND
HEX	HEXAGON	RAD	RADIATOR
HP	HORSE POWER	REG	REGULATOR
HSG	HOUSING	REINF	REINFORCEMENT
ID	INSIDE DIAMETER	RET	RETAINER
IGN	IGNITION	REV	REVERSE
INCL	INCLUDING	RH	RIGHT HAND
INJ	INJECTION	RR	REAR
INL	INLET	RWD	REARWARD
ISC	IDLE SPEED CONTROL		

略語 ABBREVIATIONS	語源 DEFINITION	略語 ABBREVIATIONS	語源 DEFINITION
S. B.	SERVICED BY		
SPD	SPEED		
SPR	SPRING		
STD	STANDARD		
SW	SWITCH		
SYN	SYNCHRONIZER		
T=	THICKNESS		
TAP	TAPPING		
TC	TURBOCHARGER		
TDC	TOP DEAD CENTER		
TICS	TIMING INJECTION CONTROL SYSTEM		
TEMP	TEMPERATURE		
TRANS	TRANSMISSION		
UNSI	UNDER SIZE		
UPR	UPPER		
V	VOLT		
VAC	VACUUM		
VLV	VALVE		
W	WATT		
W/	WITH		
WO/	WITHOUT		
Z	ZEETH		
ZN	ZINC		
&	AND		
"	INCH		
#	NUMBER		
1ST	FIRST		
2ND	SECOND		
3RD	THIRD		
4TH	FOURTH		
5TH	FIFTH		
6TH	SIXTH		
7TH	SEVENTH		
8TH	EIGHTH		
9TH	NINTH		

10-74

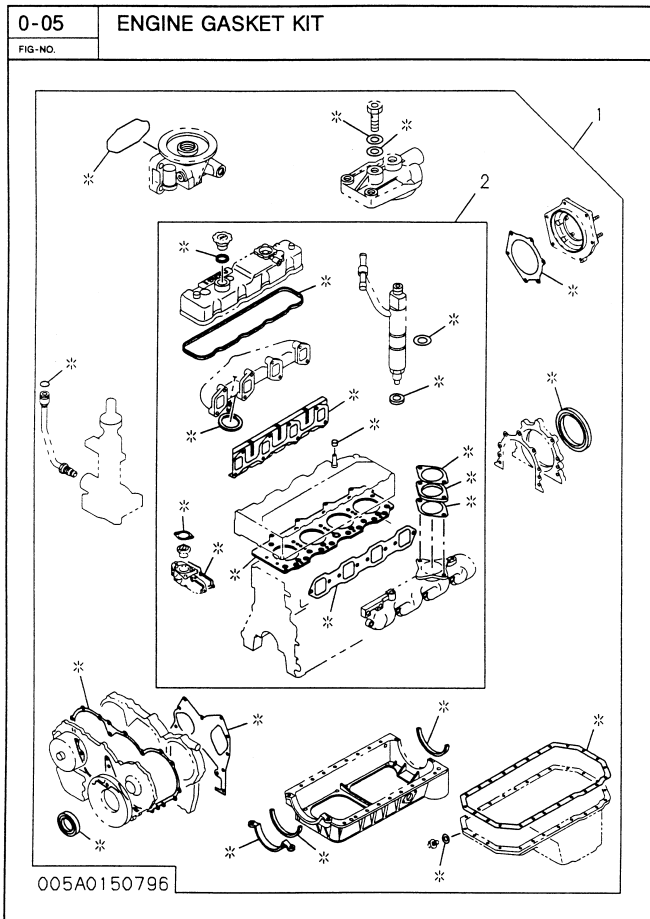
FIGURE NUMBER INDEX

FIG-NO. 0-05 ENGINE GASKET KIT page 10-76
FIG-NO. 0-10 CYLINDER HEAD COVER page 10-77
FIG-NO. 0-11 CYLINDER HEAD page 10-78
FIG-NO. 0-12 CYLINDER BLOCK page 10-79
FIG-NO. 0-13 OIL PAN AND LEVEL GAUGE page 10-80
FIG-NO. 0-14 CAMSHAFT AND VALVE page 10-82
FIG-NO. 0-15 CRANKSHAFT, PISTON AND FLYWHEEL page 10-84
FIG-NO. 0-20 TIMING GEAR CASE AND FLYWHEEL HOUSING page 10-86
FIG-NO. 0-22 ENGINE MOUNTING page 10-88
FIG-NO. 0-25 INLET MANIFOLD page 10-89
FIG-NO. 0-27 EXHAUST MANIFOLD page 10-90
FIG-NO. 0-28 VENTILATION SYSTEM page 10-91
FIG-NO. 0-30 WATER PUMP AND CORROSION RESISTOR page 10-92
FIG-NO. 0-31 THERMOSTAT AND HOUSING page 10-93
FIG-NO. 0-32 WATER PIPING; ENGINE page 10-94
FIG-NO. 0-33 FAN AND FAN BELT page 10-95
FIG-NO. 0-35 ENGINE CONTROL VALVE AND LEVER page 10-96
FIG-NO. 0-40 FUEL INJECTION SYSTEM page 10-98
FIG-NO. 0-41 FUEL FILTER AND BRACKET page 10-100
FIG-NO. 0-42 FUEL PUMP AND PIPE page 10-102
FIG-NO. 0-50 OIL COOLER AND OIL FILTER page 10-103
FIG-NO. 0-51 OIL PUMP AND OIL STRAINER page 10-104
FIG-NO. 0-52 OIL AND VACUUM PIPING; ENGINE page 10-105

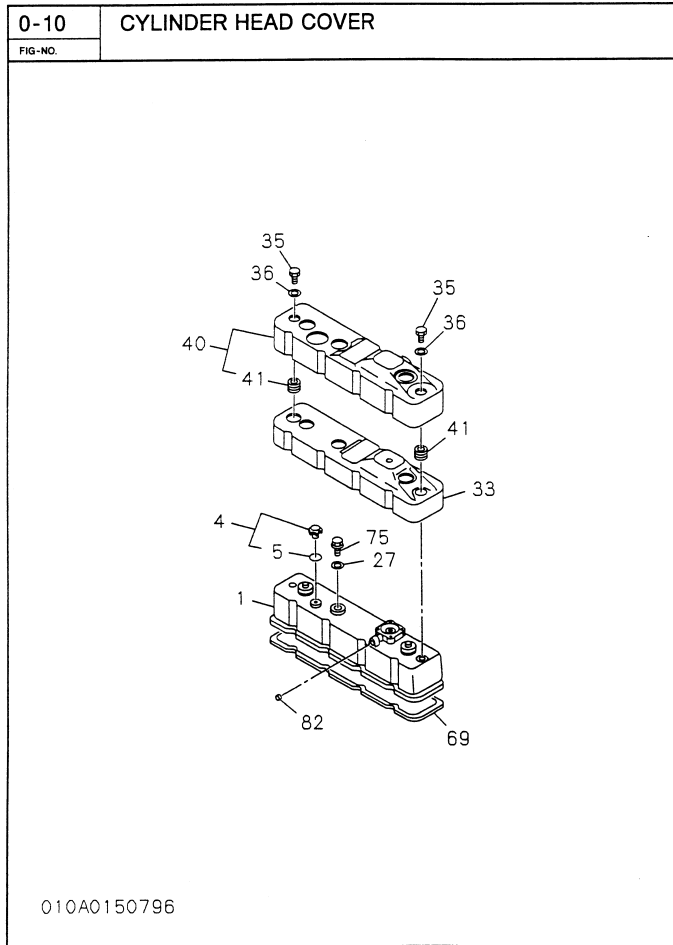
FIGURE NUMBER INDEX

FIG-NO. 0-60 ENGINE ELECTRICAL CONTROL PARTS page 10-106
FIG-NO. 0-65 STARTER page 10-108
FIG-NO. 0-66 GENERATOR page 10-109
FIG-NO. 0-80 INJECTION PUMP page 10-110
FIG-NO. 0-81 GOVERNOR; INJECTION PUMP page 10-112
FIG-NO. 0-84 FEED PUMP; INJECTION PUMP page 10-114
FIG-NO. 0-85 AUTO TIMER; INJECTION PUMP page 10-115
FIG-NO. 0-86 MISCELLANEOUS PARTS; INJECTION PUMP page 10-116
FIG-NO. 0-87 COUPLING; INJECTION PUMP page 10-118
FIG-NO. 1-11 RADIATOR HOSE AND SUB TANK page 10-119
FIG-NO. 1-41 FUEL PIPING; CHASSIS page 10-120

10-75

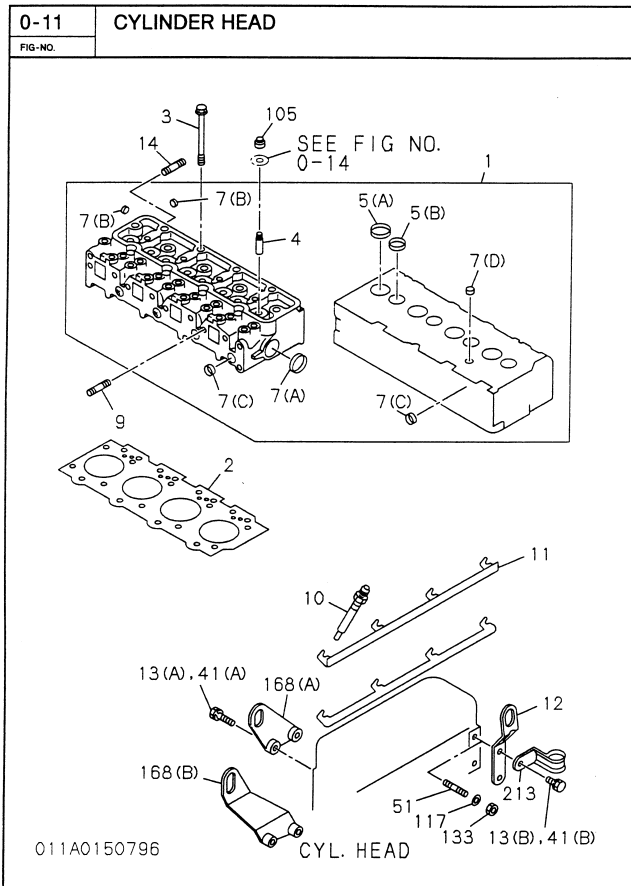


0-05		ENGINE GASKET KIT					
FIG-NO.							
Key No.	Part number	Part name	ITC	Applied date	LR	Qty	Remarks
1	587813-5580	GASKET SET; ENG OVERHAUL		9807-		1	
2	587811-3946	GASKET SET; ENG HD OVERHAUL		9503-		1	



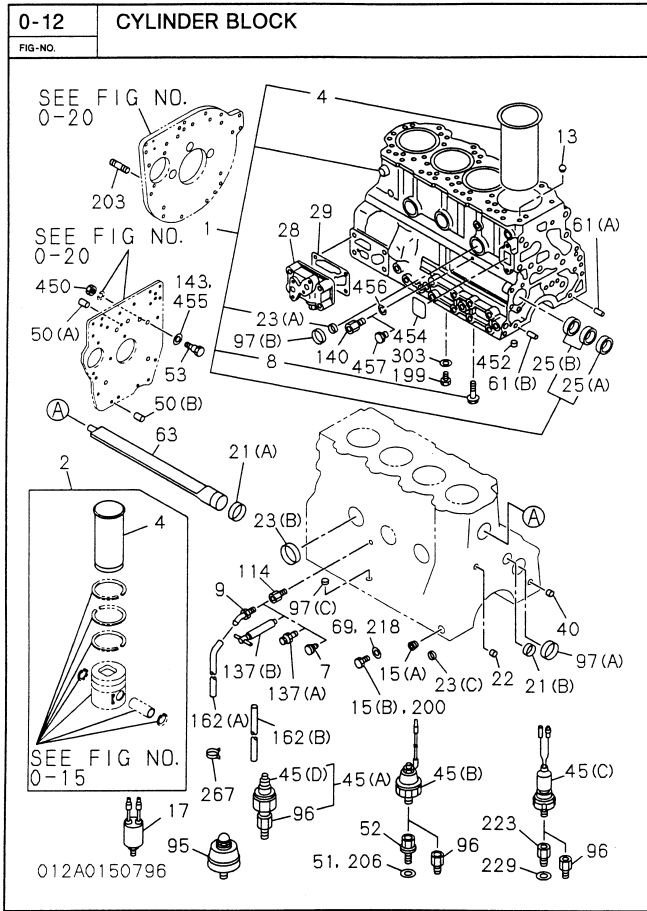
0-10	CYLINDER HEAD COVER						
<small>FIG-NO.</small>							
<small>Key No.</small>	<small>Part number</small>	<small>Part name</small>	<small>ITC</small>	<small>Applied date</small>	<small>LR</small>	<small>Qty</small>	<small>Remarks</small>
1	897081-7421	COVER: CYL. HD		9503-		1	
4	894133-2075	CAP: OIL FILLER		9503-		1	
5	894123-6531	GASKET: OIL FILLER		9503-		1	ID=32 OD=40
27	894202-4563	GASKET: HD COVER		9509-		3	ID=19.5
69	897118-7680	GASKET: HD TO COVER		9509-		1	
75	894173-4300	NUT: CAP. HD COVER		9503-		3	M8 OD=24

10-77

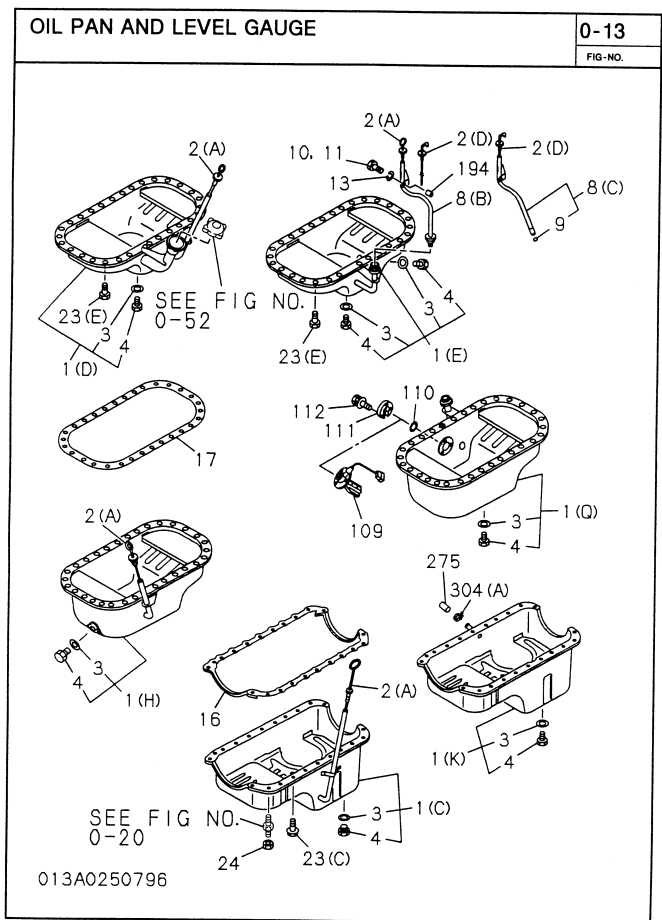
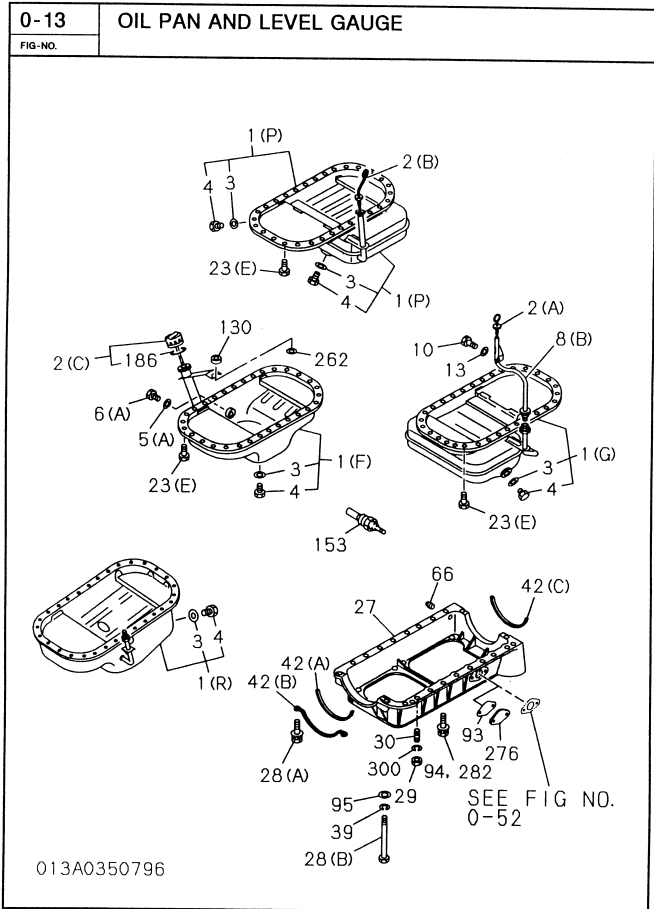


10-78

Key No.	Part number	Part name	ITC	Applied date	LR	Qty	Remarks
1	894431-5230	HEAD ASM. CYL		9503-		1	
2	894332-3270	GASKET, CYL HD		9503-		1	T-1.65 2-NOTCH
3	894247-3551	BOLT, CYL HD TO BLOCK		9503-		18	M11X122
4	511721-0160	GUIDE; VLV		9503-		8	
5(A)	894130-5580	SEAT; VLV INSERT		9503-		4	INLET
5(B)	894130-5590	SEAT; VLV INSERT		9503-		4	EXHAUST
7(A)	109600-0051	CUP; SEALING, CYL HEAD		9503-		1	OD-45
7(D)	511129-0960	CUP; SEALING, CYL HEAD		9503-		3	OD-16
7(C)	109600-0112	CUP; SEALING, CYL HEAD		9503-		7	OD-22
7(B)	509600-0130	CUP; SEALING, CYL HEAD		9503-		5	OD-12.3
9	904110-8250	STUD; INL MANIF		9503-		2	M8X25 L=37
10	581410-0235	PLUG; GLOW		9503-		4	10.5V
11	894153-7231	CONNECTOR; GLOW PLUG		9503-		1	
12	894174-6120	HANGER, ENG, HR		9503-		1	
13(A)	028681-0300	BOLT; HANGER		9805-		1	M10X30 FLANGE
13(A)	028680-8250	BOLT; HANGER		9805-		1	M8X25 FLANGE
13(B)	028680-8200	BOLT; HANGER		9805-		2	M8X20 FLANGE
14	904110-8350	STUD; EXH MANIF		9503-		2	M8X35 L=47
105	897120-3070	SEAL; OIL VLV STEM		9612-		8	
168(A)	894379-7141	HANGER, ENG, FRT		9503-		1	



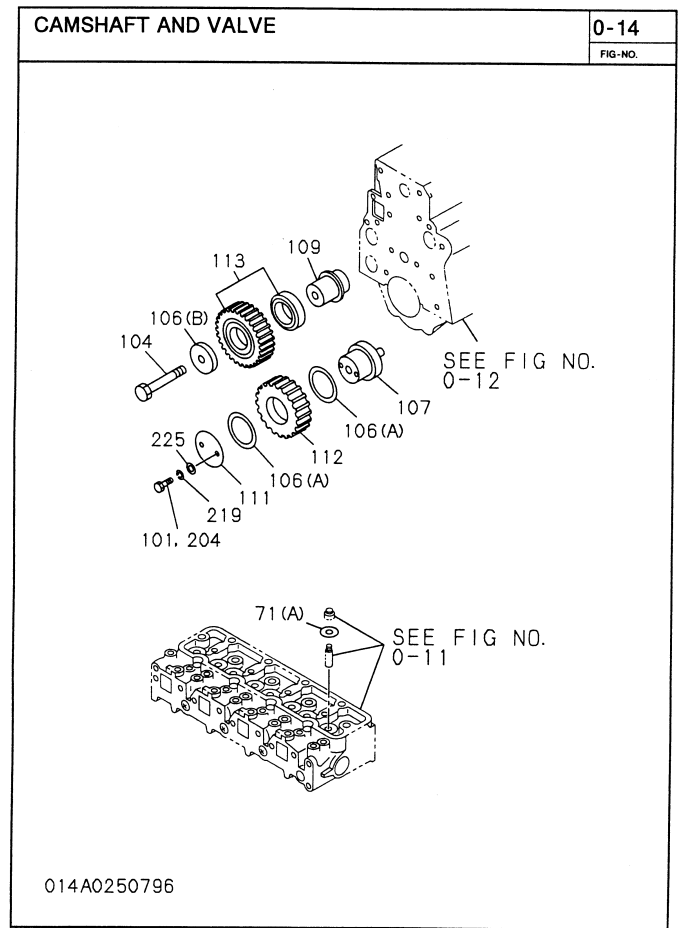
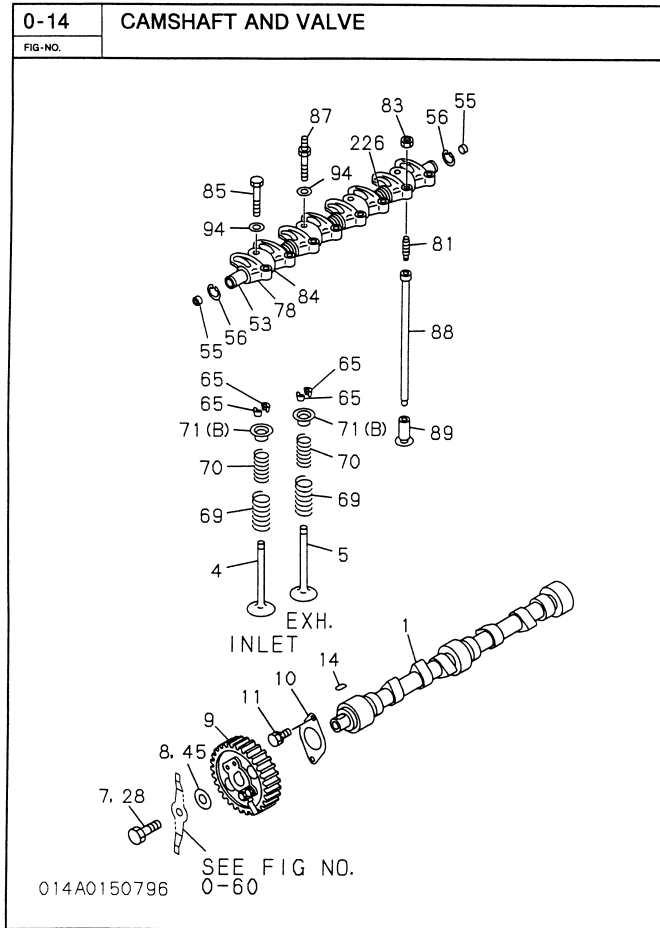
Key No.	Part number	Part name	ITC	Applied date	LR	Qty	Remarks
1	894437-3976	BLOCK ASM, CYL		9503-		1	
2	587813-3120	LINER SET, ENG CYL		9503-		4	GRADE=1
2	587813-3130	LINER SET, ENG CYL		9503-		4	GRADE=2
2	587813-3140	LINER SET, ENG CYL		9503-		4	GRADE=3
2	587813-3150	LINER SET, ENG CYL		9503-		4	GRADE=4
4	897176-6830	LINER, C/BL		9503-		4	OD GRD=1, GRD-AX
4	897176-6840	LINER, C/BL		9503-		4	OD GRD=1, GRD-CX
4	897176-6850	LINER, C/BL		9503-		4	OD GRD=2, GRD-AX
4	897176-6860	LINER, C/BL		9503-		4	OD GRD=2, GRD-CX
4	897176-6870	LINER, C/BL		9503-		4	OD GRD=3, GRD-AX
4	897176-6880	LINER, C/BL		9503-		4	OD GRD=3, GRD-CX
4	897176-6890	LINER, C/BL		9503-		4	OD GRD=4, GRD-AX
4	897176-6900	LINER, C/BL		9503-		4	OD GRD=4, GRD-CX
8	894432-6420	BOLT, BRG CAP		9503-		10	M14X89 FLANGE
13	894453-3440	DOWEL, C/BL TO HD		9503-		2	
15(A)	109605-0500	PLUG, OIL GALLERY		9503-		2	PT1/8
21(A)	511219-0180	CUP, SEALING, RR		9503-		1	OD=38
21(B)	511219-0170	CUP, SEALING, RR		9503-		1	OD=38
22	509600-0130	CUP, SEALING, DUCT HOLE		9503-		1	OD=12.3
23(A)	511219-0080	CUP, SEALING, C/BL FRT & RR		9503-		3	OD=18
23(B)	109600-0051	CUP, SEALING, C/BL FRT & RR		9503-		3	OD=45
23(C)	511219-0150	CUP, SEALING, C/BL FRT & RR		9503-		2	OD=32
25(A)	894427-2062	METAL, CM/SHF		9503-		1	
25(B)	894427-2012	METAL, CM/SHF		9503-		2	
40	511129-0060	CUP, SEALING, C/BL RR		9503-		2	OD=16
45(A)	582410-0122	SWITCH, OIL PRESSURE		9503-		1	
45(D)	182410-0082	SWITCH, OIL PRESSURE		9503-		1	
50(A)	908161-0320	PIN, STRAIGHT, RR PLATE		9503-		1	OD=10 L-32
53	909606-5350	BOLT, REAMER		9503-		1	
61(A)	908151-0200	PIN, STRAIGHT		9503-		2	OD=10 L-20
63	894471-3581	DUCT, WATER, C/BL		9503-		1	
96	909902-2380	ADAPTER, PRESS UNIT & SW		9503-		1	
97(A)	894250-5140	CUP, SEALING		9503-		1	OD=56
97(B)	511219-0180	CUP, SEALING		9503-		3	OD=36
97(C)	511129-0030	CUP, SEALING		9503-		1	OD=15.6
137(A)	894422-6000	COCK, DRAIN, WATER		9503-		1	
140	894130-0211	NIPPLE, INJ PUMP		9503-		1	
199	999202-3160	PLUG, OIL JET HOLE, C/BL		9503-		1	M16X12
200	999202-3140	PLUG, OIL GALLERY		9503-		1	M14X9
218	909571-4140	GASKET, PLUG, C/BL SIDE		9503-		1	ID=14.2 OD=20.0
303	909571-4160	GASKET, PLUG		9503-		1	
450	909111-5100	NUT, REAMER BOLT		9503-		1	M10
452	909878-5970	PIN, C/BL TO OIL PAN		9503-		2	



10-80

0-13		OIL PAN AND LEVEL GAUGE						
FIG-NO.								
Key No.	Part number	Part name	ITC	Applied date	LR	Qty	Remarks	
1(E)	894428-7960	PAN; ASM; OIL		9503~		1		
2(A)	111760-1860	GAUGE; OIL LEVEL		9503~		1		
3	109623-2350	GASKET; DRAIN PLUG		9503~		1		
4	999202-3200	PLUG; DRAIN, OIL		9503~		1	M20	
8(B)	894468-5170	TUBE; GUIDE, OIL LEVEL GAUGE		9503~		1		
16	897045-3220	GASKET; OIL PAN TO C/BL		9411~		1		
23(E)	050040-6160	BOLT; OIL PAN		9503~		30	M6X16 W/LK WASHER	
27	894428-7954	CRANKCASE		9503~		1		
28(A)	050140-8000	BOLT; CRANKCASE TO C/BL		9503~		2	M8X100 W/WASHER	
28(A)	028680-8250	BOLT; CRANKCASE TO C/BL		9503~		16	M8X25 FLANGE	
28(B)	897015-5151	BOLT; CRANKCASE TO C/BL		9503~		2	M8X119 W/LK WASHER	
29	909110-4080	NUT; CRANKCASE		9503~		2	M8	
30	904110-8400	STUD; CRANKCASE		9503~		2	M8X40 L=52	
42(B)	897120-9330	GASKET; CRANKCASE TO C/BL		9702~		1		
42(C)	897120-9310	GASKET; CRANKCASE TO C/BL		9702~		1		

10-81

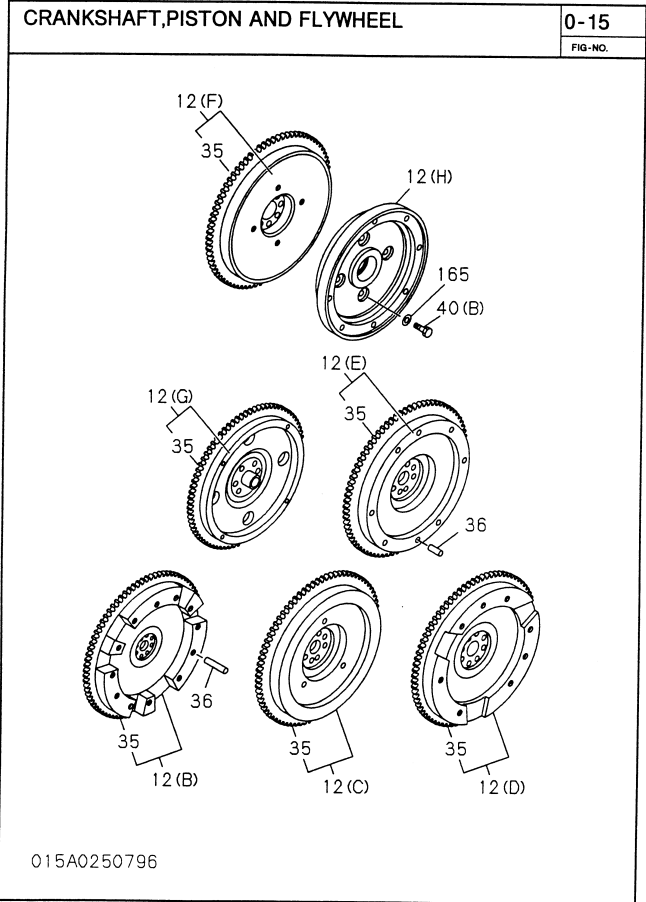
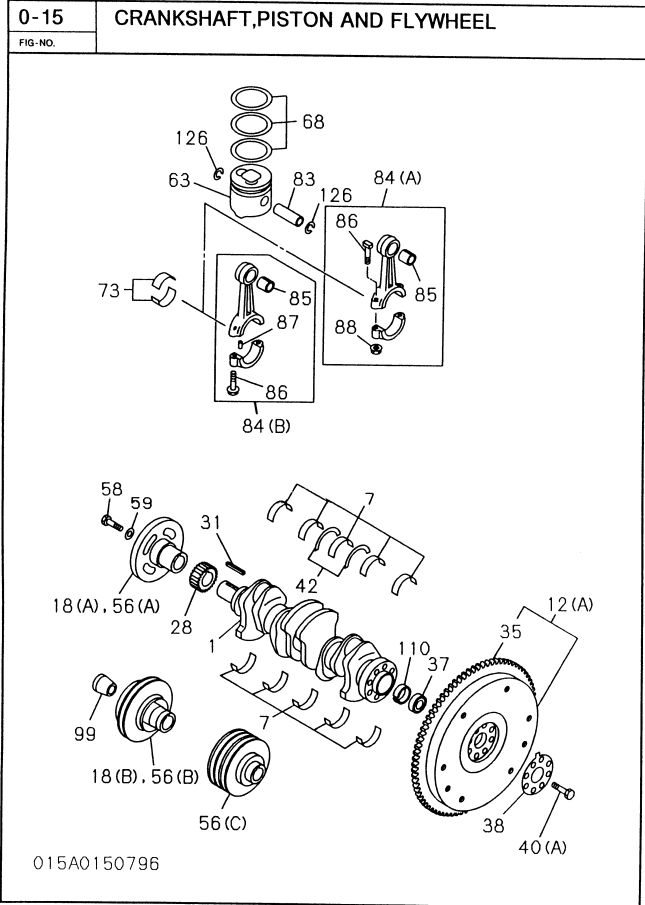


10-82

Engine for TL26 A-4JB1PAA10 (ISUZU) S/N 2620780-2621060

0-14		CAMSHAFT AND VALVE					
FIG-NO.							
Key No.	Part number	Part name	ITC	Applied date	LR	Qty	Remarks
1	894127-7974	CAMSHAFT		9503~		1	
4	894133-2751	VALVE; INL		9503~		4	
5	894247-8751	VALVE; EXH		9503~		4	
9	894324-3360	GEAR; CM/SHF		9503~		1	
10	894110-4801	PLATE; THRUST		9503~		1	
11	050040-8160	BOLT; THRUST PLATE TO C/BL		9503~		2	M8X16 W/LK WASHER
14	908000-7180	KEY; CM/SHF		9503~		1	
28	509000-0690	BOLT; CAM PULLEY		9503~		1	M12X47
45	512519-0021	WASHER; GEAR CAM		9503~		1	
53	894152-3460	SHAFT; ROCKER ARM		9503~		1	
55	912626-0050	PLUG; ROCKER SHAFT END		9503~		2	
56	909180-0190	RING; SNAP, ROCKER ARM		9503~		2	
65	512565-0040	COLLAR; SPLIT		9503~		16	
69	894252-5361	SPRING; VLV, OUTER		9503~		8	
71(A)	512563-0010	SEAT; SPR		9503~		8	OD=34
71(B)	894133-7312	SEAT; SPR		9503~		8	OD=32.8
78	894152-3440	ARM; ROCKER		9503~		8	
81	894152-2831	SCREW; ADJ, ROCKER ARM		9503~		8	M8X30
83	909111-5080	NUT; ADJ SCREW, LK		9503~		8	M8
84	894152-3451	BRACKET; ROCKER SHAFT, INTER		9503~		4	
85	894433-3020	BOLT; BRKT		9503~		1	M10X60
87	894433-3040	BOLT; ROCKER SHAFT		9503~		3	M8X15 & M10X60 L=82
88	894143-2020	ROD; PUSH		9503~		8	
89	894438-3050	TAPPET; VALVE		9503~		8	
94	909164-0100	WASHER; PL, BRKT		9503~		4	
104	894109-7061	BOLT; SHAFT IDLE		9503~		1	M12X67
106(B)	512519-0021	WASHER; IDLE GEAR SHAFT		9503~		1	
107	894139-7581	SHAFT; IDLE GEAR		9503~		1	
109	894109-9131	SHAFT; IDLE GEAR		9503~		1	
111	894141-9371	COLLAR; THRUST, IDLER GEAR		9503~		1	
112	894328-2170	GEAR; IDLER		9503~		1	
204	509000-0841	BOLT; IDLE GEAR SHAFT		9503~		2	M8X55 W/LK WASHER
226	894433-3030	SPRING; CMPR, ROCKER ARM		9503~		3	

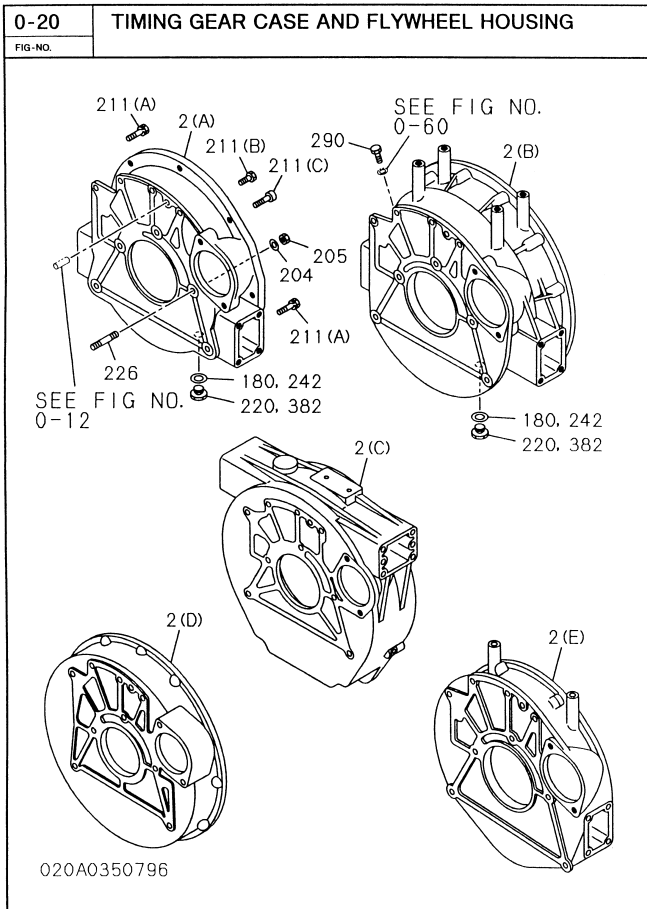
10-83



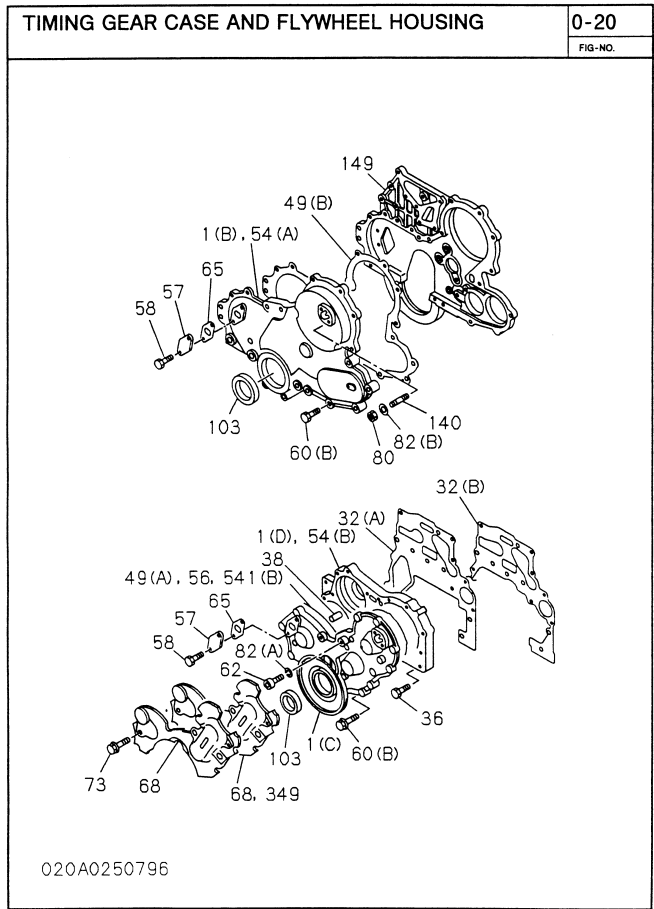
10-84

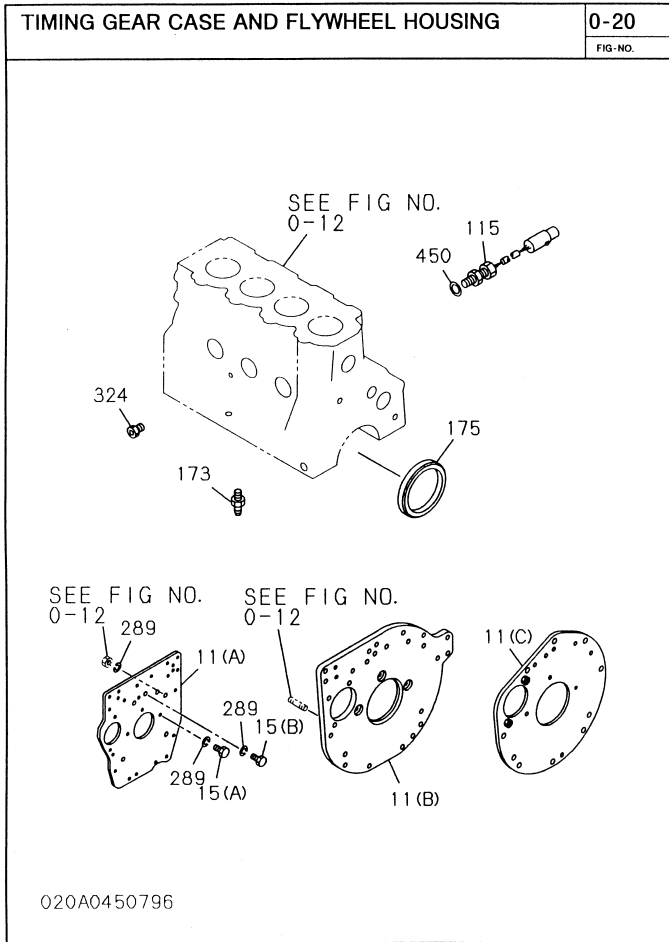
0-15		CRANKSHAFT, PISTON AND FLYWHEEL					
FIG-NO.							
Key No.	Part number	Part name	ITC	Applied date	LR	Qty	Remarks
1	894443-6620	CRANKSHAFT		9503~		1	
7	894168-5520	METAL; CRANKSHAFT, STANDARD		9503~		1	
12(E)	894410-4072	FLYWHEEL		9801~		1	
28	894324-3350	GEAR; CR/SHF		9503~		1	
31	908030-7430	KEY; FEATHER, CR/SHF		9503~		1	
35	894419-6021	GEAR; RING		9503~		1	
38	894142-1561	WASHER; FLYWHEEL		9503~		1	
40(A)	897065-9841	BOLT; FLYWHEEL		9503~		8	M13X36
42	894453-7620	WASHER; THRUST, CR/SHF		9503~		1	
56(B)	894429-4230	PULLEY; CR/SHF DAMPER		9806~		1	1-GROOVE
58	509000-2732	BOLT; CR/SHF PULLEY		9604~		1	M16X43
59	509503-1270	WASHER; CR/SHF PULLEY		9503~		1	
63	897176-8500	PISTON		9503~		4	GRADE=AX
63	897176-8510	PISTON		9503~		4	GRADE=CX
68	894247-8671	RING SET; PISTON, STANDARD		9503~		4	
73	894324-1590	METAL SET; CONN ROD, STANDARD		9503~		4	
83	894454-4790	PIN; PISTON		9503~		4	
84(A)	894329-6921	ROD ASM; CONN		9503~		4	
85	894419-4550	BUSHING; CONNROD		9503~		4	
86	512235-0090	BOLT; CONNROD		9409~		8	M11X59
88	509409-0160	NUT; CONNROD		9503~		8	
126	894133-9690	RING; SNAP, PISTON PIN		9503~		8	

10-85



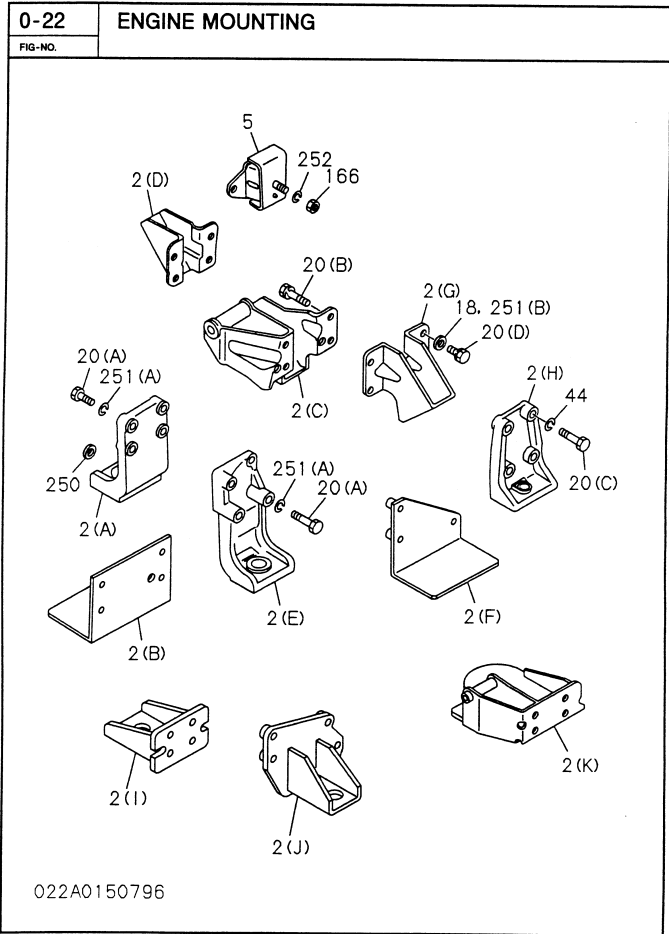
98-01





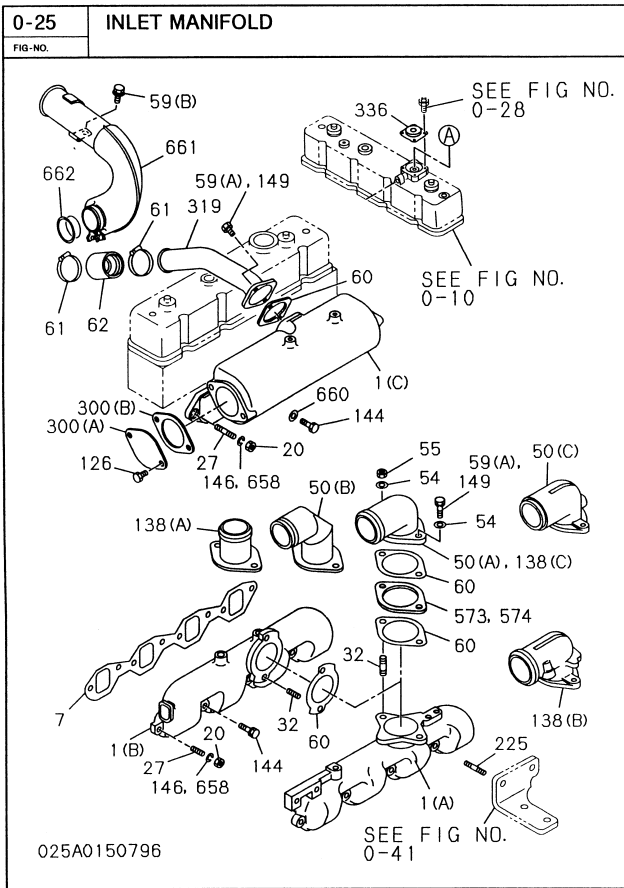
10-87

0-20		TIMING GEAR CASE AND FLYWHEEL HOUSING					
Key No.	Part number	Part name	ITC	Applied date	LR	Qty	Remarks
1(D)	894428-7993	CASE, TIMING GEAR		9503-		1	
2(A)	894318-4074	HOUSING, FLYWHEEL		9503-		1	
32(B)	897117-2420	GASKET, GEAR CASE TO C/BL		9503-		1	
36	050040-8200	BOLT, GEAR CASE		9705-		6	M8X20 W/LK WASHER
36	050040-8450	BOLT, GEAR CASE		9705-		2	M8X45 W/LK WASHER
38	908151-0200	PIN, GEAR CASE COVER		9503-		2	OD=10 L=20
49(A)	894140-1171	GASKET, GEAR CASE TO COVER		9503-		1	
54(B)	894155-3602	COVER, GEAR CASE		9503-		1	
57	511321-0090	COVER, TIMING CHECK HOLE		9503-		2	
58	028080-6120	BOLT, CHECK HOLE COVER		9805-		4	M6X12 FLANGE
60(B)	028080-8300	BOLT, COVER TO CASE		9805-		8	M8X30 FLANGE
60(B)	028080-8600	BOLT, COVER TO CASE		9805-		1	M8X60 FLANGE
60(B)	028080-8600	BOLT, COVER TO CASE		9805-		6	M8X60 FLANGE
62	995821-2550	BOLT, COVER		9503-		1	M12X55 W/HEX-SOCKET
65	897118-6980	GASKET, COVER, TIMING CHECK HOLE		9411-		2	
82(B)	909160-7080	WASHER, LK, COVER		9806-		1	
103	509625-0790	SEAL, OIL, CR/SHF, FRT		9503-		1	
175	894235-3690	SEAL, OIL, CR/SHF, RR		9503-		1	
180	909571-4120	GASKET, PLUG		9503-		1	T=1.0
211(A)	509000-2270	BOLT, HSG		9503-		3	M12X25
211(B)	050041-2300	BOLT, HSG		9503-		2	M12X30 W/LK WASHER
211(B)	050041-0300	BOLT, HSG		9503-		3	M10X30 W/LK WASHER
220	999202-3120	PLUG, GEAR CHECK HOLE		9503-		1	
289	909150-5100	WASHER, LK, PLATE, RR		9503-		1	ID=10.2



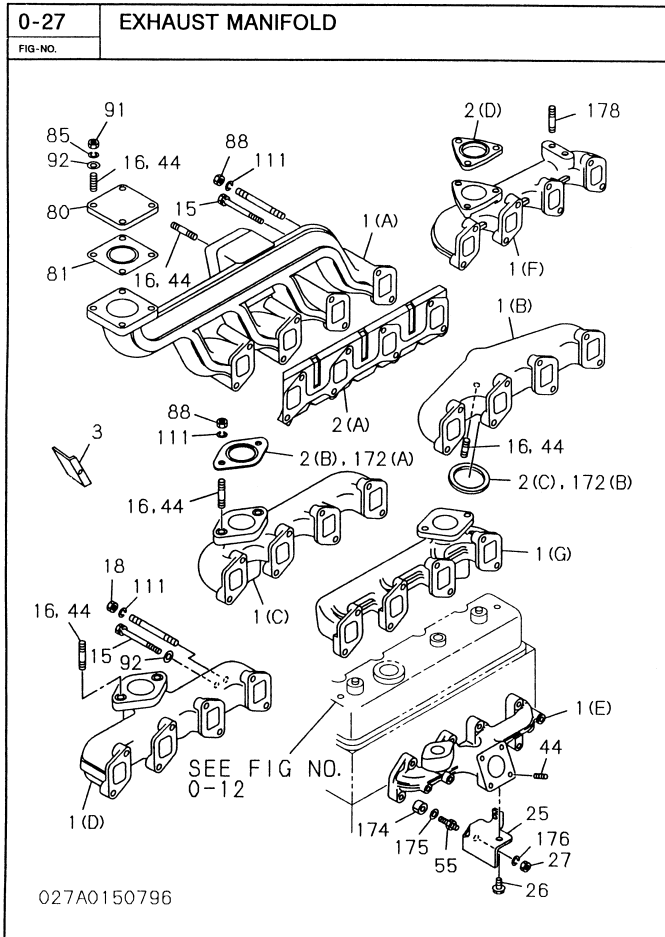
10-88

0-22		ENGINE MOUNTING					
Key No.	Part number	Part name	ITC	Applied date	LR	Qty	Remarks
2(C)	89428-5382	FOOT; ENG		9503-		1	
2(G)	89422-0521	FOOT; ENG		9503-		1	
20(B)	050041-0280	BOLT; ENG FOOT		9503-		1	M10X28 W/LK WASHER
20(B)	050041-4250	BOLT; ENG FOOT		9503-		1	M14X25 W/LK WASHER
20(B)	050041-0220	BOLT; ENG FOOT		9503-		6	M10X22 W/LK WASHER

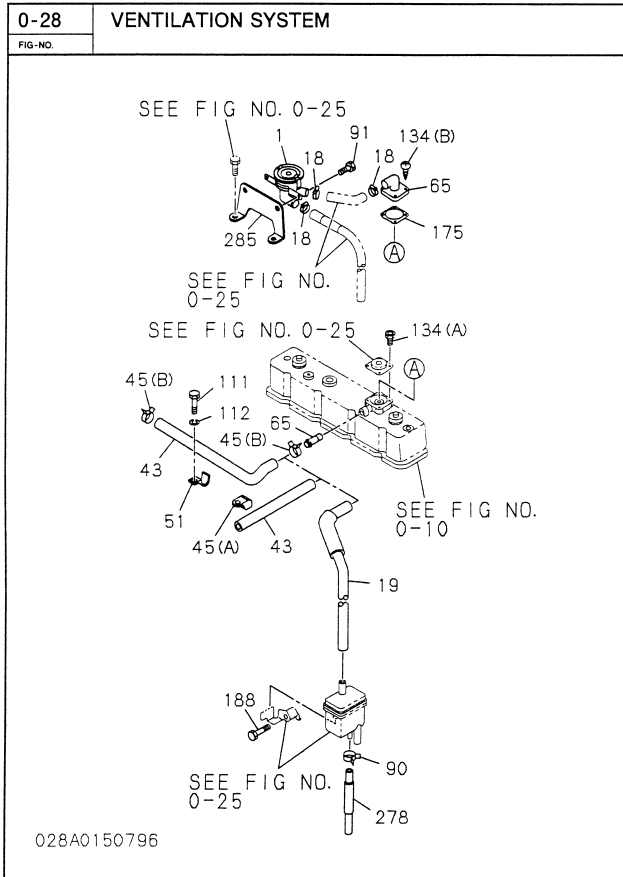


10-89

0-25		INLET MANIFOLD					
Key No.	Part number	Part name	ITC	Applied date	LR	Qty	Remarks
1(A)	897011-4882	MANIFOLD, INL		9503-		1	
7	897066-7411	GASKET, INL MANIF TO HD		9407-		1	
20	909110-5080	NUT, INL MANIF		9503-		2	M8
50(C)	897011-0740	PIPE, INL		9503-		1	
59(A)	028681-0250	BOLT, INL PIPE TO MANIF		9805-		2	M10X25 FLANGE
60	897022-5710	GASKET, INL PIPE		9411-		1	
126	028081-0500	BOLT, COVER		9805-		2	M10X50 FLANGE
144	028089-8250	BOLT, BRACKET FIX		9805-		6	M8X25 FLANGE
146	909150-5080	WASHER, LK, BRKT		9503-		2	ID-8
225	909630-0200	STUD, FUEL FILTER		9503-		2	M10X24 L-41
336	894250-1720	VALVE, VENTILATION		9503-		1	

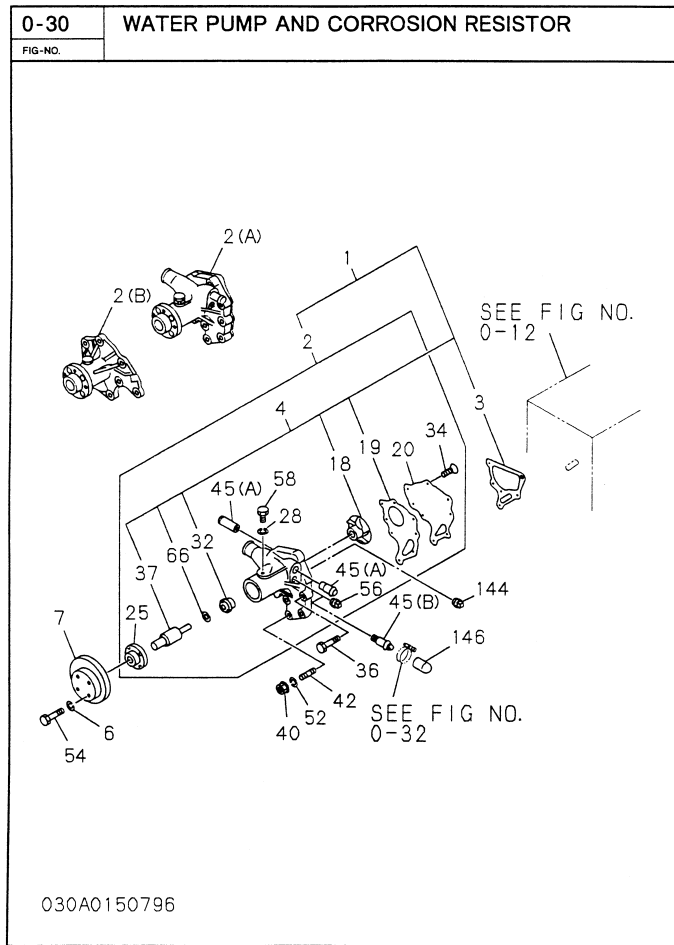


0-27	EXHAUST MANIFOLD						
FIG-NO.							
Key No.	Part number	Part name	ITC	Applied date	LR	Qty	Remarks
1(A)	894147-5330	MANIFOLD, EXHAUST		9503-		1	
2(A)	897109-2161	GASKET, EXH MANIF TO HD		9411-		1	
15	050040-8300	BOLT, EXH MANIF		9503-		6	MBX30 W/LK WASHER
18	909110-4080	NUT, EXH MANIF		9503-		2	MB
111	909150-5080	WASHER, LK		9503-		2	ID-8
172(A)	897016-1010	GASKET, EXH PIPE		9503-		1	



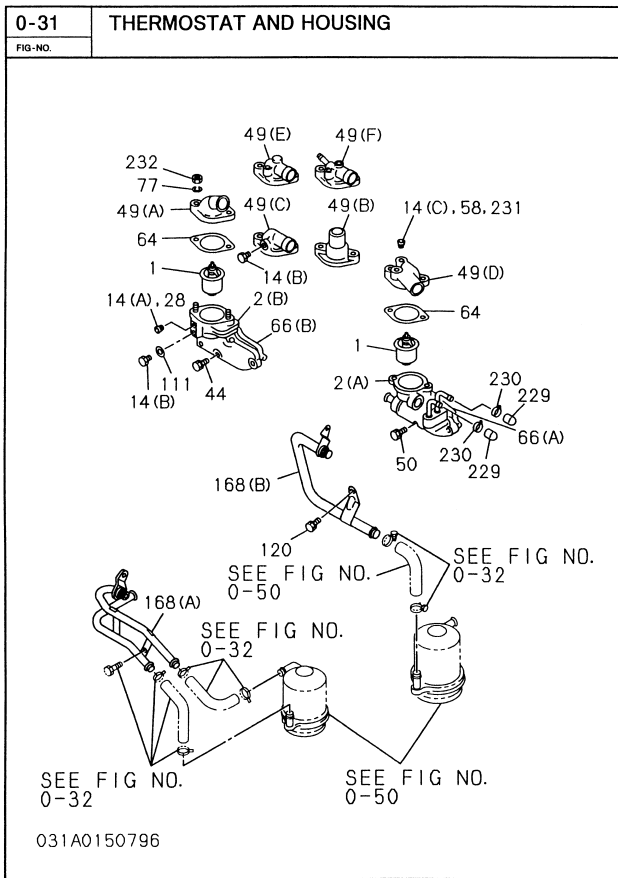
10-91

0-28	VENTILATION SYSTEM						
FIG-NO.							
Key No	Part number	Part name	ITC	Applied date	LR	Qty	Remarks
43	897037-1581	HOSE, PCV		9503-		1	
45(B)	894121-1130	CLIP, PCV HOSE		9705-		1	
65	894250-6151	PIPE, BREATHER		9503-		1	
134(A)	903910-4080	SCREW, VENTILATOR		9503-		4	M4X8 W/PL WASHER



0-30	WATER PUMP AND CORROSION RESISTOR						
FIG-NO.							
Key No.	Part number	Part name	ITC	Applied date	LR	Qty	Remarks
2(B)	894338-8480	PUMP ASM, WATER		9503-		1	
3	894178-0810	GASKET, PUMP TO C/B		9503-		1	
4	894322-7941	REPAIR KIT, WATER PUMP		9503-		1	
7	894427-3602	PULLEY, WATER PUMP		9503-		1	1-GROOVE
18	894250-1630	IMPELLER, WATER PUMP		9503-		1	
25	894452-0910	CENTER, WATER PUMP		9503-		1	
28	909150-5080	WASHER, L/K		9503-		1	ID-8
32	894422-3260	SEAL UNIT, WATER PUMP		9503-		1	
36	109044-0711	BOLT, WATER PUMP TO C/BL		9805-		5	M8X55 FLANGE
37	894110-5600	BEARING UNIT, WATER PUMP		9503-		1	
40	894224-8290	NUT, WATER PUMP		9503-		2	
42	904110-8220	STUD, WATER PUMP		9503-		2	M8X22 L-33
58	909814-0141	PLUG, HTR		9503-		1	
66	913639-0010	SEAL, SECONDARY		9503-		1	

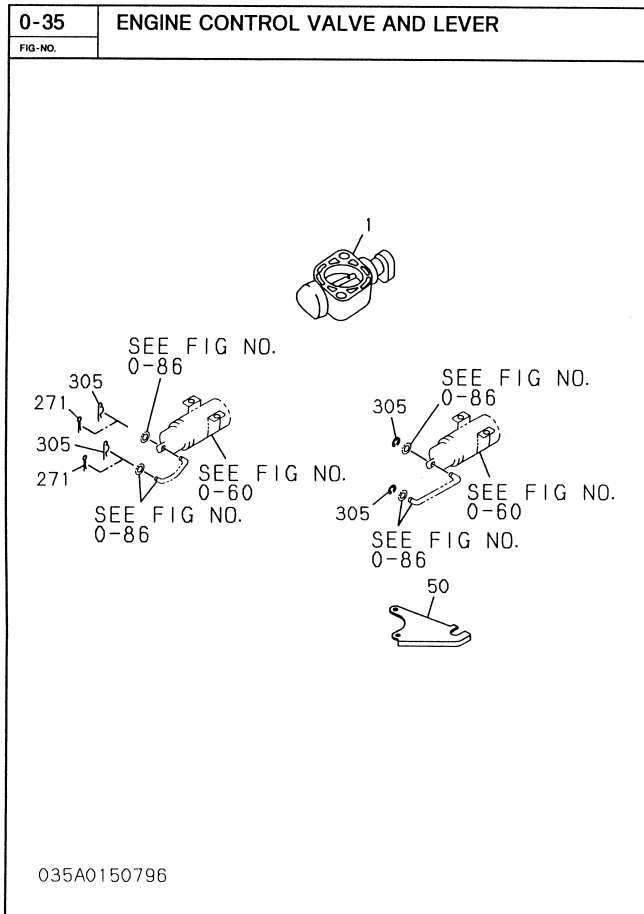
10-92



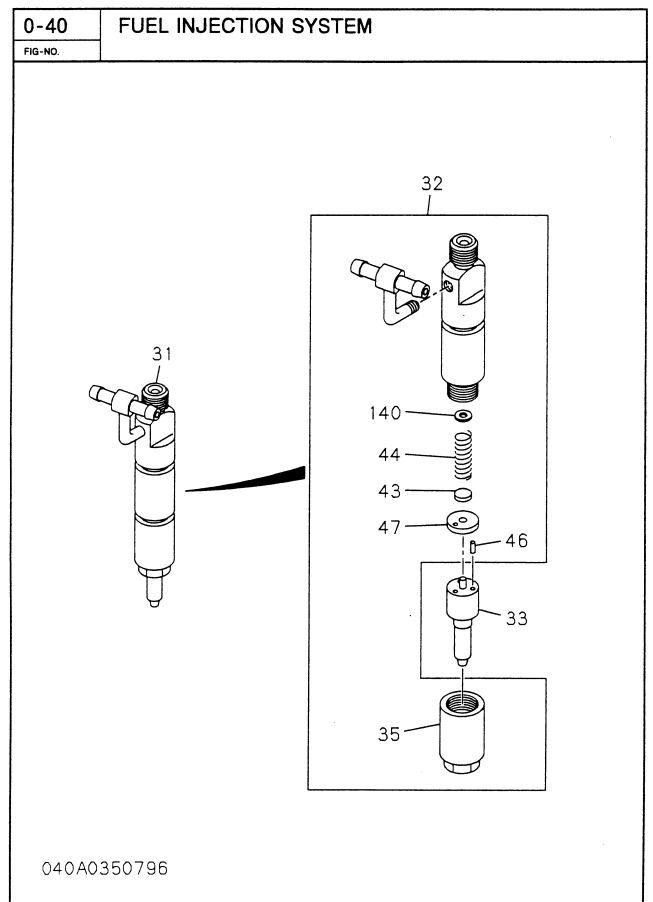
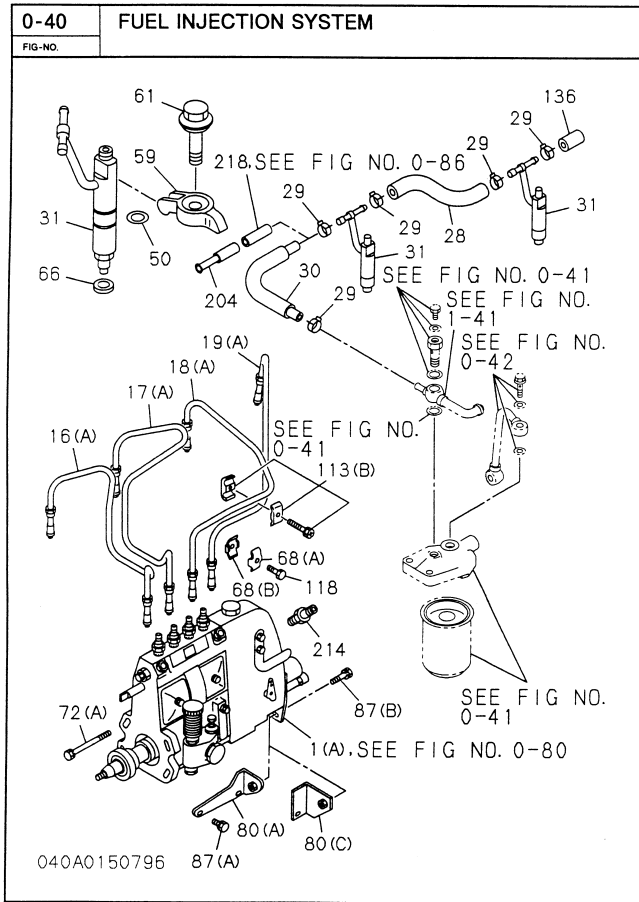
0-31 THERMOSTAT AND HOUSING

FIG-NO.

Key No.	Part number	Part name	ITC	Applied date	LR	Qty	Remarks
1	894214-9620	THERMOSTAT	9503-			1	82°C
2(A)	894428-8120	HOUSING, THERMOSTAT	9503-			1	
14(C)	509605-0050	PLUG; SW	9806-			1	PT3/8
14(B)	909661-0050	PLUG; SW	9503-			1	M16X8 PLUG
28	509605-0050	PLUG; HTR	9503-			2	PT3/8
44	028680-8300	BOLT; HSG TO HD	9805-			3	M8X30 FLANGE
44	028080-8700	BOLT; HSG TO HD	9805-			2	M8X70 FLANGE
49(D)	894254-6011	PIPE; WATER OUTLET	9503-			1	
50	028680-8300	BOLT; OUTLET PIPE	9805-			2	M8X30 FLANGE
64	894365-6741	GASKET; OUTLET PIPE TO HSG	9503-			1	
66(A)	894365-6751	GASKET; THERMOSTAT HSG	9411-			1	
111	909571-3160	GASKET; PLUG, WATER PIPE HOLE	9503-			1	



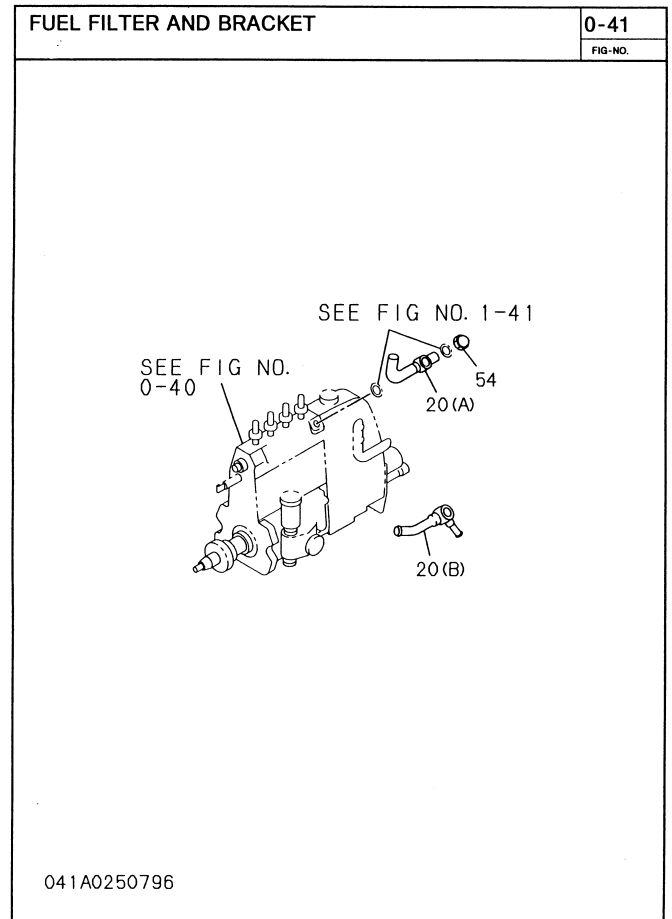
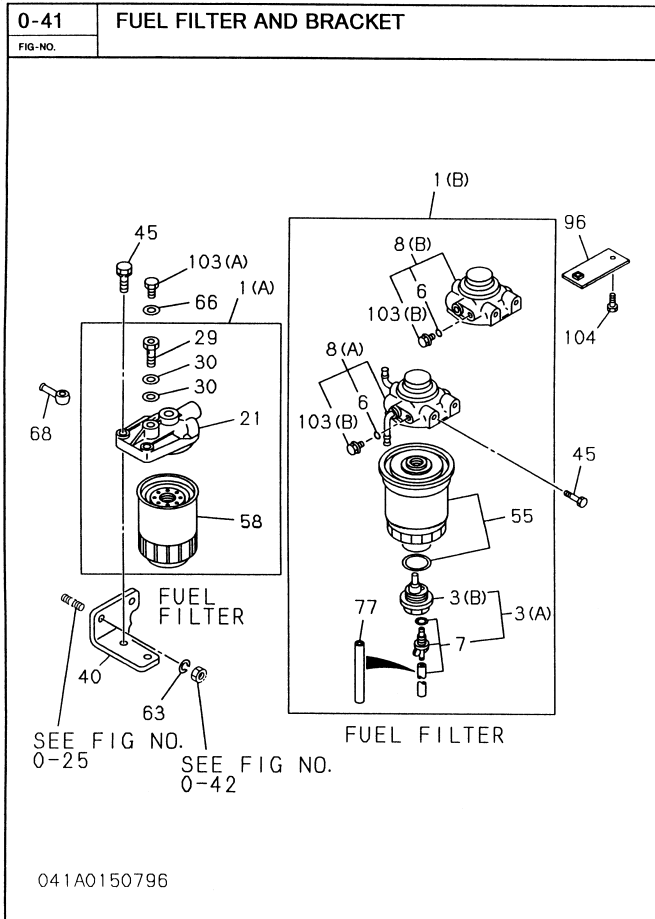
0-35	ENGINE CONTROL VALVE AND LEVER						
FIG-NO.							
Key No.	Part number	Part name	ITC	Applied date	LR	Qty	Remarks
1	894450-3880	SHUTTER, INT		9503-		1	
305	909185-4040	RING, SNAP, LINK ROD		9503-		2	ID=4



Engine for TL26 A-4JB1PAA10 (ISUZU) S/N 2620780-2621060

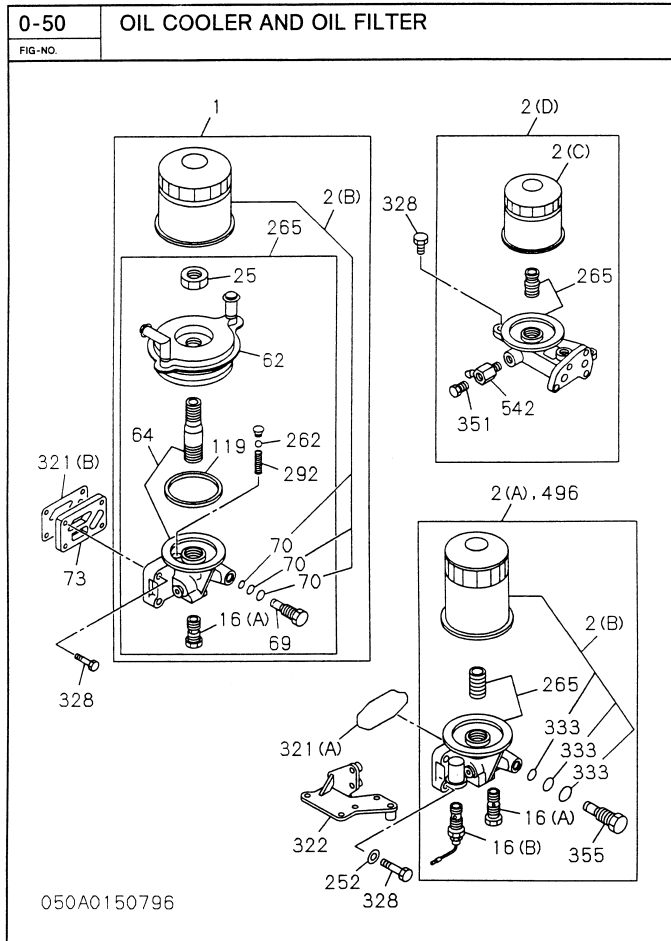
0-40		FUEL INJECTION SYSTEM					
FIG-NO.							
Key No.	Part number	Part name	ITC	Applied date	LR	Qty	Remarks
1(A)	897191-2791	PUMP ASM; INJ		9805~		1	
16(A)	897017-7871	PIPE; INJ NO 1		9503~		1	
17(A)	897017-7881	PIPE; INJ NO 2		9503~		1	
18(A)	897017-7891	PIPE; INJ NO 3		9503~		1	
19(A)	897017-7901	PIPE; INJ NO 4		9503~		1	
28	894152-3530	HOSE; FUEL, NOZZLE TO NOZZLE		9503~		3	
30	894427-5012	HOSE; RUBBER, FUEL LEAK		9503~		1	L=320 W/INSULATOR
31	897134-5240	NOZZLE ASM; INJ		9503~		4	
32	894442-2250	HOLDER ASM; NOZZLE		9503~		4	
33	897134-5250	NOZZLE; INJ		9503~		4	
35	894174-1840	NUT; NOZZLE RET, NOZZLE HOLDER		9503~		4	
43	894312-7230	SEAT; NOZZLE SPRING, NOZZLE HOLDER		9503~		4	
44	894174-1410	SPRING; NOZZLE, NOZZLE HOLDER		9503~		4	
46	894174-1390	PIN; NOZZLE SET, NOZZLE HOLDER		9503~		8	
47	894174-1830	SPACER; NOZZLE SPRING, NOZZLE HOLDER		9503~		4	
50	894326-4390	GASKET; NOZZLE HOLDER		9503~		4	
59	894433-4270	CLAMP; NOZZLE HOLDER		9503~		4	
61	894433-7171	BOLT; CLAMP NOZZLE HOLDER		9503~		4	
66	897171-3310	GASKET; INJ NOZZLE		9704~		4	
68(A)	894430-0010	CLIP; INJ PIPE		9503~		1	
68(B)	894430-0000	CLIP; INJ PIPE		9503~		1	
80(A)	894152-9051	BRACKET; PUMP		9503~		1	
87(A)	050040-8200	BOLT; PUMP	A	9503~9805		2	M8X20 W/LK WASHER
87(A)	028680-8200	BOLT; PUMP		9806~		2	M8X20 FLANGE
87(B)	050141-0250	BOLT; PUMP		9503~		1	M10X25 W/WASHER
113(B)	915419-0721	CLIP; INJ PIPE		9503~		3	
118	050140-8180	BOLT; CLIP, INJ PIPE		9503~		1	M8X18 W/WASHER
136	894473-9670	CAP; NOZZLE, FUEL END		9503~		1	
140	897116-0290	SHIM; NOZZLE SPRING, NOZZLE HOLDER		9503~		AR	T=0.100
140	897116-0320	SHIM; NOZZLE SPRING, NOZZLE HOLDER		9503~		AR	T=0.200
140	897116-0330	SHIM; NOZZLE SPRING, NOZZLE HOLDER		9503~		AR	T=0.300
140	897116-0340	SHIM; NOZZLE SPRING, NOZZLE HOLDER		9503~		AR	T=0.400
140	897116-0350	SHIM; NOZZLE SPRING, NOZZLE HOLDER		9503~		AR	T=0.500
140	897116-0360	SHIM; NOZZLE SPRING, NOZZLE HOLDER		9503~		AR	T=0.510
140	897116-0370	SHIM; NOZZLE SPRING, NOZZLE HOLDER		9503~		AR	T=0.520
140	897116-0380	SHIM; NOZZLE SPRING, NOZZLE HOLDER		9503~		AR	T=0.530
140	897116-0390	SHIM; NOZZLE SPRING, NOZZLE HOLDER		9503~		AR	T=0.540
140	897116-0400	SHIM; NOZZLE SPRING, NOZZLE HOLDER		9503~		AR	T=0.550
140	897116-0410	SHIM; NOZZLE SPRING, NOZZLE HOLDER		9503~		AR	T=0.560
140	897116-0420	SHIM; NOZZLE SPRING, NOZZLE HOLDER		9503~		AR	T=0.570
140	897116-0430	SHIM; NOZZLE SPRING, NOZZLE HOLDER		9503~		AR	T=0.580
140	897116-0440	SHIM; NOZZLE SPRING, NOZZLE HOLDER		9503~		AR	T=0.590
214	897213-6680	ORIFICE; INJ PUMP		9811~		1	

10-99

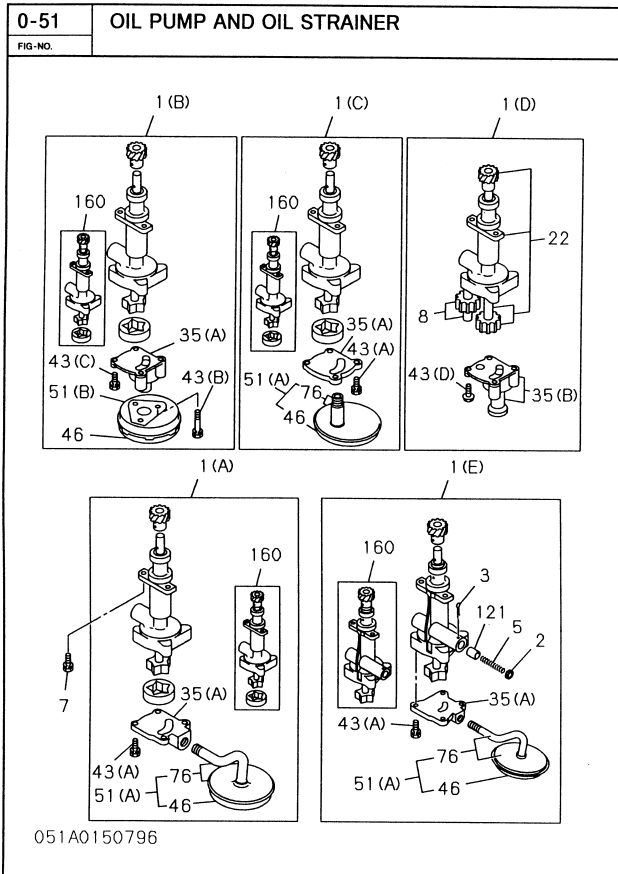


0-41		FUEL FILTER AND BRACKET					
FIG-NO.							
Key No.	Part number	Part name	ITC	Applied date	LR	Qty	Remarks
1(A)	897011-6850	FILTER ASM, FUEL		9503-		1	
20(A)	894428-8110	JOINT, EYE, FUEL FILTER		9503-		1	
21	513212-0751	COVER, UPR, FUEL FILTER		9503-		1	
29	897011-6860	VALVE, OVERFLOW		9503-		1	
30	909572-0140	GASKET, OVERFLOW VLV		9503-		2	ID=14.2
40	894410-4040	BRACKET, FUEL FILTER		9503-		1	
45	028681-0350	BOLT, FUEL FILTER		9805-		2	M10X35 FLANGE
54	109468-0021	NUT, CAP, OVERFLOW VLV		9503-		1	
58	894143-4790	ELEMENT, FUEL FILTER		9503-		1	
66	909571-4080	GASKET, PLUG, FUEL FILTER		9503-		1	ID=8.2 OD=14.0 T=1.0
103(A)	909202-3080	PLUG, OVER FLOW VALVE		9503-		1	

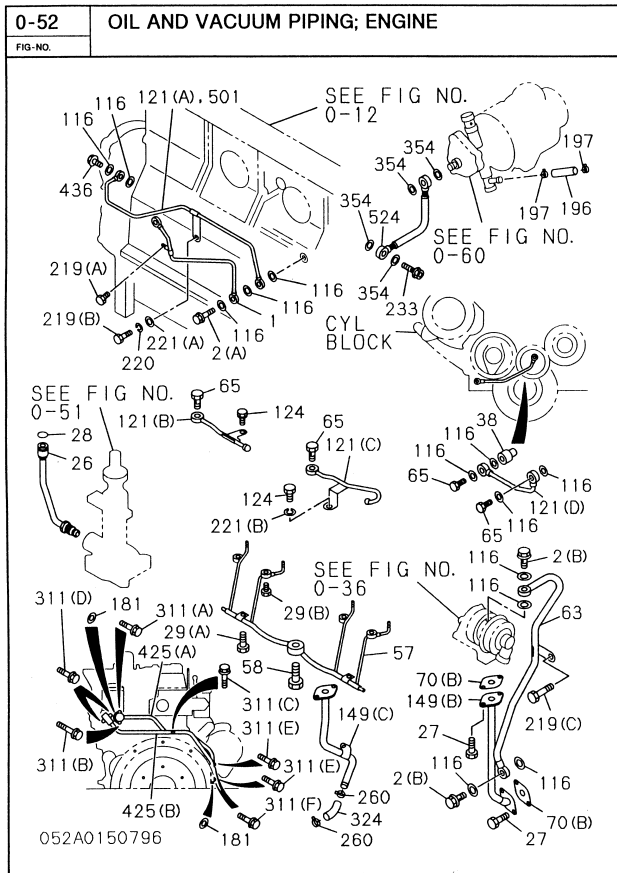
10-101



0-50		OIL COOLER AND OIL FILTER							
FIG-NO.		Key No.	Part number	Part name	ITC	Applied date	LR	Qty	Remarks
		2(A)	894462-1371	ELEMENT, OIL FILTER		9503-		1	
		2(B)	897049-7080	ELEMENT, OIL FILTER		9503-		1	
		16(A)	894167-8820	VALVE ASM, RELIEF		9503-		1	
		69	894167-8830	PLUG, BODY OIL FILTER		9503-		1	
		70	894167-8840	GASKET, PLUG, OIL FILTER		9503-		1	ID=13.6
		70	894167-8850	GASKET, PLUG, OIL FILTER		9503-		1	ID=8.8
		70	894167-8860	GASKET, PLUG, OIL FILTER		9503-		1	ID=8.6
		265	894329-6220	BODY, OIL FILTER		9503-		1	
		321(A)	897065-9830	GASKET, OIL FILTER TO C/BL		9411-		1	
		328	028680-8300	BOLT, OIL FILTER		9805-		4	MBX30 FLANGE



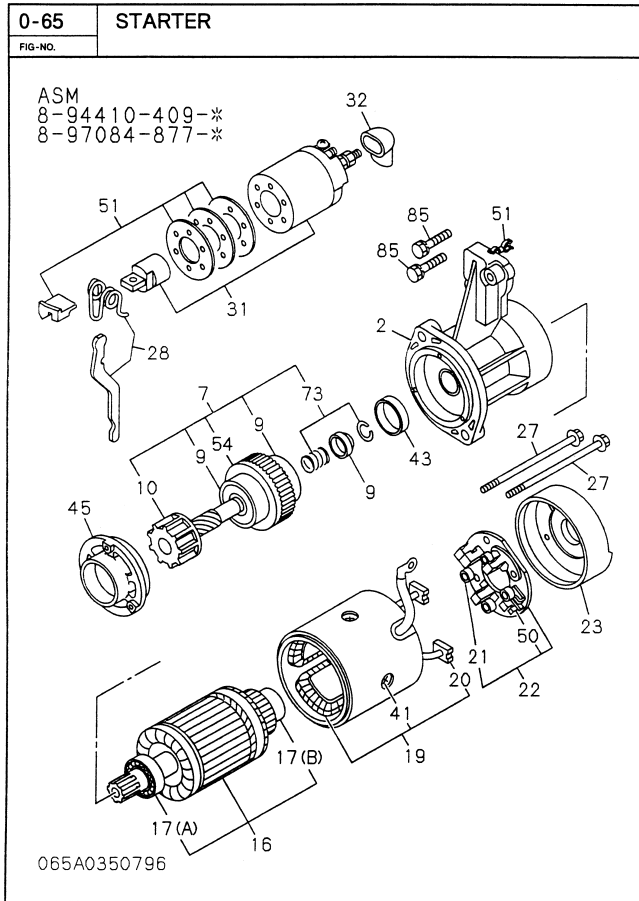
0-51		OIL PUMP AND OIL STRAINER					
Key No.	Part number	Part name	ITC	Applied date	LR	Qty	Remarks
1(A)	894428-7983	PUMP ASM, OIL		9503-		1	
7	050140-8250	BOLT, COVER, OIL PUMP		9503-		2	M8X25 W/WASHER
35(A)	913113-20771	COVER, OIL PUMP		9503-		1	
43(A)	901900-8250	BOLT, CASE		9503-		4	M8X25 W/LK WASHER
46	913143-0100	GAUZE, OIL STRAINER		9503-		1	
51(A)	913140-1200	STRAINER & PIPE ASM, OIL		9503-		1	
76	894338-0790	PIPE ASM, OIL		9503-		1	
160	897044-1120	REPAIR KIT, OIL PUMP		9503-		1	



0-52		OIL AND VACUUM PIPING; ENGINE					
Key No.	Part number	Part name	ITC	Applied date	LR	Qty	Remarks
1	894170-1231	PIPE; OIL, INJ PUMP TO C/BL		9503-		1	
2(A)	509675-0181	BOLT; EYE, OIL PIPE		9503-		1	M8X20 FLANGE
26	894434-8271	PIPE; OIL, PUMP TO C/BL		9503-		1	
28	589623-0020	GASKET; OIL PIPE		9503-		1	
65	894454-1990	BOLT; JOINT, OIL PIPE		9406-		1	
116	909572-0080	GASKET; CAP NUT, OIL PIPE		9806-		3	ID=8.2 OD=17
121(B)	897160-7060	PIPE; OIL, GEAR CASE		9606-		1	
124	050040-8220	BOLT; OIL PIPE, GEAR CASE		9503-		1	M8X22 W/LK WASHER
219(A)	050040-6120	BOLT; CLIP FIX, OIL PIPE		9503-		1	M6X12 W/LK WASHER

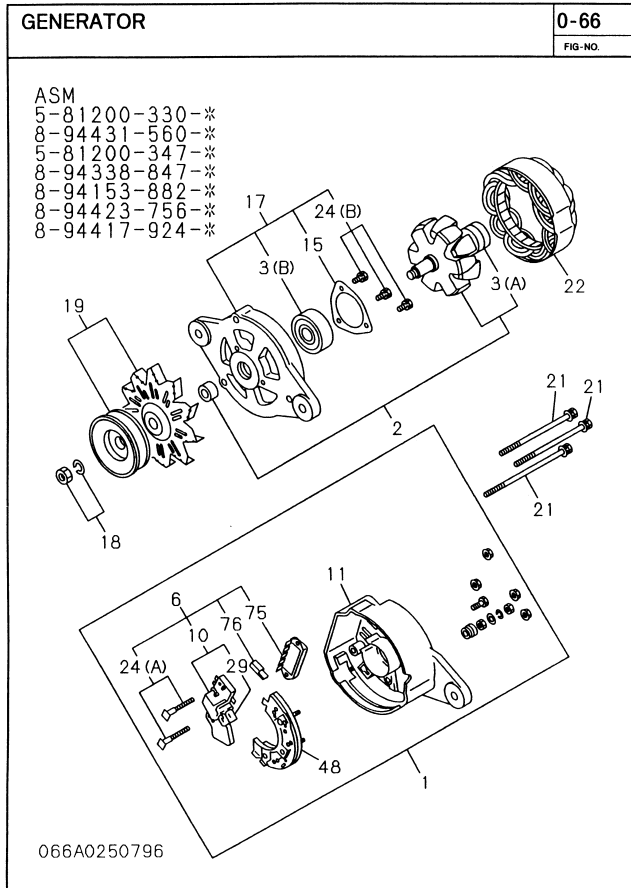
0-60 ENGINE ELECTRICAL CONTROL PARTS							
FIG-NO.							
Key No.	Part number	Part name	ITC	Applied date	LR	Qty	Remarks
1	897084-8770	STARTER ASM		9407-		1	12V-2.2KW
2(A)	894423-7560	GENERATOR ASM		9503-		1	12V35A
4	028781-2350	BOLT; STARTER		9805-		2	M12X35 FLANGE
7(A)	909111-4080	NUT; STARTER		9503-		1	M8
16(A)	028085-8120	BOLT; GEN		9805-		1	M8X20 FLANGE
17	909160-5080	WASHER; PL, GEN		9409-		1	ID-8
18	909150-5080	WASHER; LK, GEN		9503-		2	ID-8
23(A)	909110-4080	NUT; GEN		9503-		2	M8
38	982530-0410	RESISTOR; CONT, GLOW PLUG		9503-		1	
89(B)	897125-6000	SWITCH; OVER HEAT WARNING		9407-		1	
148(D)	897177-5160	BRACKET; SOLENOID VALVE		9503-		1	
153	028681-0400	BOLT, BRKT FIX		9805-		2	M10X40 FLANGE
177	894453-3411	SOLENOID ASM; ENG STOP		9503-		1	
252	894371-7120	COVER; GEN		9503-		1	
292	909150-5080	WASHER; LK, STARTER		9503-		1	ID-8
293	982931-5110	CABLE; STARTER EARTH		9503-9810		1	
293	897180-5560	CABLE; STARTER EARTH		9811-		1	

10-107

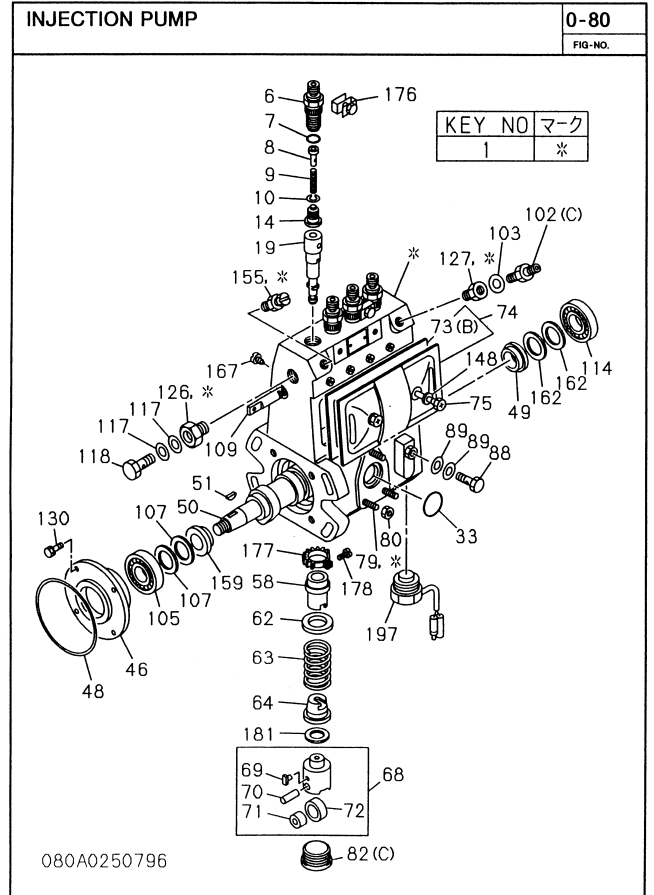
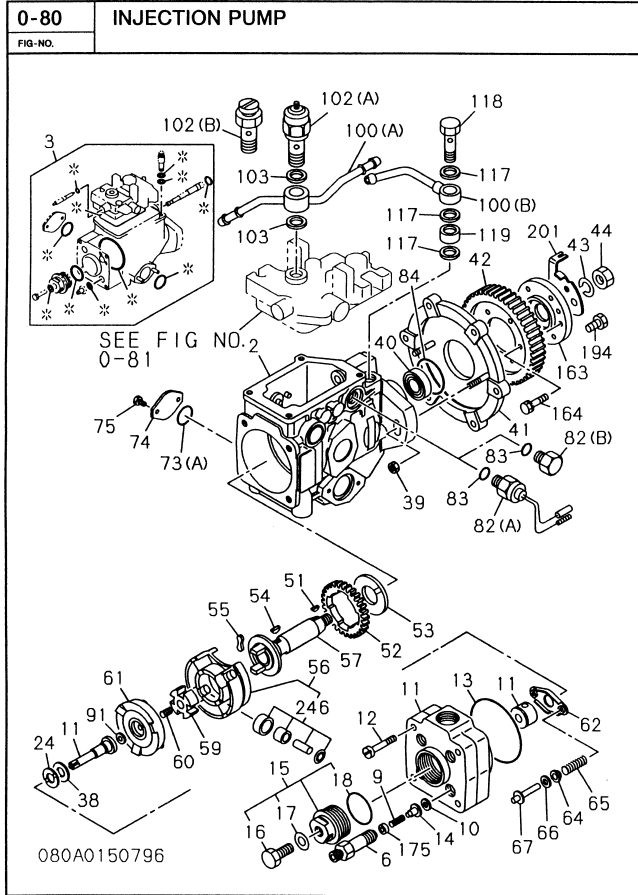


0-65	STARTER		ITC	Applied date	LR	Qty	Remarks
Key No.	Part number	Part name					
2	894435-5690	CASE, PINION, STARTER		9503-		1	
7	894435-5630	CLUTCH ASM, PINION, STARTER		9503-		1	
9	894228-4480	BEARING, GEAR SHAFT STARTER		9503-		1	
9	894228-4490	BEARING, GEAR SHAFT STARTER		9503-		1	
9	894435-5660	BEARING, GEAR SHAFT STARTER		9503-		1	
16	894435-5610	ARMATURE, STARTER		9503-		1	
17(A)	894228-4360	BEARING, ARMATURE, STARTER		9503-		1	
17(B)	894228-4370	BEARING, ARMATURE, STARTER		9503-		1	
19	894136-8990	COIL, FIELD, STARTER		9503-		1	
20	894136-9000	BRUSH; (+), STARTER		9503-		2	
21	894242-0640	SPRING, BRUSH HOLDER STARTER		9503-		4	
22	894136-9010	HOLDER, BRUSH STARTER		9503-		1	
23	894435-5620	COVER, RR COVER STARTER		9503-		1	
27(C)	894242-0710	BOLT, THROUGH, STARTER		9503-		2	
28	894435-5710	LEVER, SHIFT, STARTER		9503-		1	
31	897084-7070	SWITCH, ENGAGE STARTER		9503-		1	
32	581129-0690	COVER, RUBBER, STARTER		9503-		1	
41	894228-4390	SCREW, RR COVER, STARTER		9503-		4	
43	894435-5670	RETAINER, PINION STARTER		9503-		1	
45	894435-5700	RETAINER, BEARING, STARTER		9503-		1	
50	894136-9000	BRUSH; (-), STARTER		9503-		2	
51	894435-5720	COVER SET, DUST ENGAGE SW STARTER		9503-		1	
73	894228-4500	STOPPER SET, PINION		9503-		1	
85	581129-2940	BOLT, ENGAGE SW FIX, STARTER		9503-		2	

10-108



0-66		GENERATOR					
Key No.	Part number	Part name	ITC	Applied date	LR	Qty	Remarks
1	581214-1310	COVER ASM, RR, GEN		9503-		1	
2	581221-0630	ROTOR, GEN		9503-		1	
3(A)	900090-1810	BEARING, ROTOR, GEN		9503-		1	
3(B)	509800-0870	BEARING, ROTOR, GEN		9503-		1	
6	581219-0360	REGULATOR ASM: VOLTAGE, GEN		9503-		1	
10	581215-0460	RECTIFIER, GEN		9503-		1	
11	581214-1320	COVER, RR, GEN		9503-		1	
15(D)	581229-0290	RETAINER, ROTOR, GEN		9503-		1	
17	581213-0430	COVER ASM, FRT, GEN		9503-		1	
18	982235-0150	NUT, PULLEY, GEN		9503-		1	
19	581222-0770	PULLEY, GEN		9503-		1	
21	581229-1830	BOLT, THROUGH, GEN		9503-		1	
21	581229-1830	BOLT, THROUGH, GEN		9503-		2	
22	581211-0580	STATOR, GEN		9503-		1	
24(A)	581229-1660	SCREW, RECTIFIER, GEN		9503-		2	
24(B)	581229-1650	SCREW, RECTIFIER, GEN		9503-		1	
29	581215-0400	BRUSH, GEN		9503-		2	
48	581262-0050	DIODE, GEN		9503-		1	
75	581270-0040	REGULATOR, VOLTAGE, GEN		9503-		1	



10-110

Engine for TL26 A-4JB1PAA10 (ISUZU) S/N 2620780-2621060

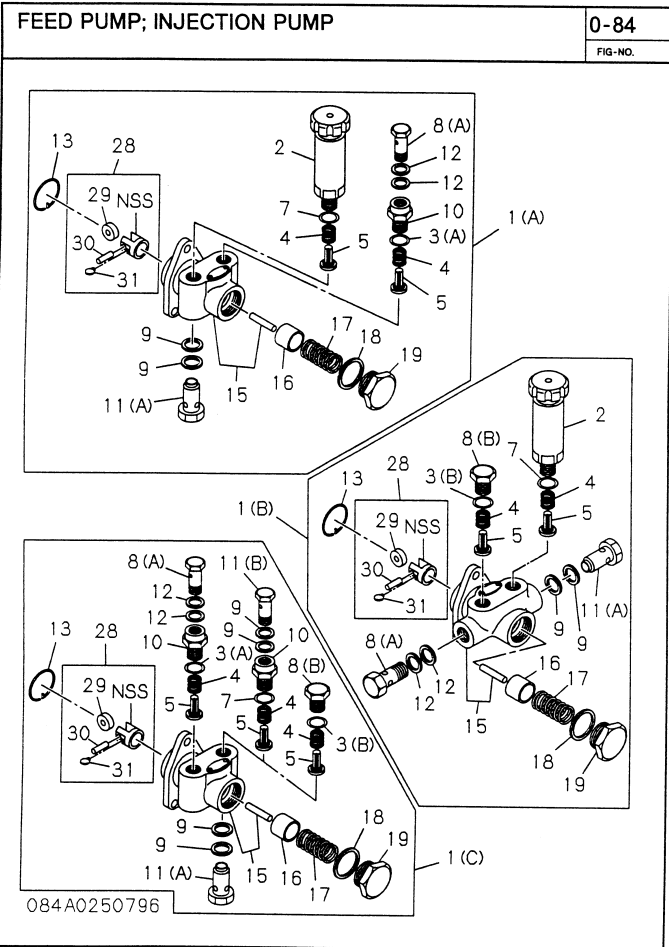
0-80		INJECTION PUMP						
FIG-NO.	Part number	Part name	ITC	Applied date	LR	Qty	Remarks	
1(A)	897021-4990	HOUSING, PUMP, FUEL INJ	9710-	9710-		1		
6	515644-0170	HOLDER, DELIVERY VALVE, INJ PUMP	9710-	9710-		4		
7	109623-0520	GASKET, HOLDER, DELIVERY VALVE	9710-	9710-		4		
8	515629-0450	STOPPER, DELIVERY VALVE, INJ PUMP	9710-	9710-		4		
9	515643-0010	SPRING, DELIVERY VALVE	9710-	9710-		4		
10	115649-0010	GASKET, DELIVERY VALVE, INJ PUMP	9710-	9710-		4		
14	515641-0010	VALVE, DELIVERY, INJ PUMP	9612-	9612-		4		
19	897148-8130	PLUNGER ASM, INJ PUMP	9603-	9603-		4		
33	109623-0130	GASKET, FUEL FEED PUMP, INJ PUMP	9710-	9710-		1		
46	894167-7860	COVER, FRT, PUMP HSG	9710-	9710-		1		
48	515619-1560	GASKET, FRT COVER TO HSG	9710-	9710-		1		
49	981225-0470	RING, FRT BRG, CM/SHF	9710-	9710-		1		
50	897021-5000	CAMSHAFT, INJ PUMP	9710-	9710-		1		
51	515619-0490	KEY, DRIVE GEAR, INJ PUMP	9710-	9710-		1		
58	981225-0580	SLEEVE, CONT, INJ PUMP	9710-	9710-		4		
62	981235-0150	SEAT, PLUNGER SPRING, INJ PUMP	9710-	9710-		4		
63	515643-0090	SPRING, PLUNGER, INJ PUMP	9710-	9710-		4		
64	981235-0210	SEAT, PLUNGER SPRING LWR, INJ PUMP	9710-	9710-		4		
68	981221-2230	TAPPET, CM/SHF, INJ PUMP	9710-	9710-		4		
69	515619-0410	GUIDE, TAPPET, INJ PUMP	9710-	9710-		4		
70	981222-2200	PIN, TAPPET ROLLER, INJ PUMP	9710-	9710-		4		
71	115629-0010	BUSHING, TAPPET ROLLER, INJ PUMP	9710-	9710-		4		
72	115622-0030	ROLLER, TAPPET, INJ PUMP	9710-	9710-		4		
73(B)	894286-5960	GASKET, COVER TO HSG	9710-	9710-		1		
74	894171-1090	COVER, HSG, INJ PUMP	9710-	9710-		1		
75	115619-0030	SCREW, COVER TO HSG	9710-	9710-		2		
79	981215-1150	STUD, FUEL FEED PUMP TO HSG	9710-	9710-		3		
80	894171-1100	NUT, FUEL FEED PUMP FIX	9710-	9710-		3		
82(C)	515619-1360	PLUG, HSG, INJ PUMP	9710-	9710-		4		
88	897012-8360	BOLT, EYE, FEED, INJ PUMP	9710-	9710-		1		
89	909572-0100	GASKET, OIL FEED BOLT, INJ PUMP	9710-	9710-		2	ID=10.2 OD=19	
105	900090-6770	BEARING, CM/SHF RR, INJ PUMP	9710-	9710-		1	NSK	
105	509800-0380	BEARING, CM/SHF RR, INJ PUMP	9710-	9710-		1	NTN	
107	515629-0150	SHIM, RR BEARING, CM/SHF	9710-	9710-		AR	T=0.10	
107	515629-0160	SHIM, RR BEARING, CM/SHF	9710-	9710-		AR	T=0.12	
107	515629-0170	SHIM, RR BEARING, CM/SHF	9710-	9710-		AR	T=0.14	
107	515629-0180	SHIM, RR BEARING, CM/SHF	9710-	9710-		AR	T=0.16	
107	515629-0190	SHIM, RR BEARING, CM/SHF	9710-	9710-		AR	T=0.18	
107	515629-0200	SHIM, RR BEARING, CM/SHF	9710-	9710-		AR	T=0.50	
107	515629-0380	SHIM, RR BEARING, CM/SHF	9710-	9710-		AR	T=1.00	
107	981225-0330	SHIM, RR BEARING, CM/SHF	9710-	9710-		AR	T=0.30	
107	515619-0390	SHIM, RR BEARING, CM/SHF	9710-	9710-		AR	T=0.70	
107	515629-0900	SHIM, RR BEARING, CM/SHF	9710-	9710-		AR	T=1.40	
107	115639-0880	SHIM, RR BEARING, CM/SHF	9710-	9710-		AR	T=2.40	
109	515637-0020	RACK, CONT, INJ PUMP	9710-	9710-		1		
114	900090-6770	BEARING, CM/SHF FRT, INJ PUMP	9710-	9710-		1	NSK	
114	509800-0380	BEARING, CM/SHF FRT, INJ PUMP	9710-	9710-		1	NTN	
117	115759-0010	GASKET, EYE BOLT, INJ PUMP	9710-	9710-		2		
118	115619-0820	BOLT, EYE, FUEL INJ, INJ PUMP	9710-	9710-		1		
126	981235-0170	ADAPTER, EYE BOLT, PUMP HSG	9710-	9710-		1		

0-80		INJECTION PUMP						
FIG-NO.	Part number	Part name	ITC	Applied date	LR	Qty	Remarks	
127	515619-0440	ADAPTOR, FUEL PIPE	9710-	9710-		1		
130	901900-6140	SCREW, FRT COVER TO HSG	9710-	9710-		4		
148	981215-1440	GASKET, COVER FIX BOLT	9710-	9710-		2		
155	115619-0240	BOLT, AIR BLEED, INJ PUMP	9710-	9710-		1		
159	981225-0470	RING, RR BEARING, CM/SHF, INJ PUMP	9710-	9710-		1		
162	515629-0150	SHIM, FRT BRG, CM/SHF	9710-	9710-		AR	T=0.10	
162	515629-0160	SHIM, FRT BRG, CM/SHF	9710-	9710-		AR	T=0.12	
162	515629-0170	SHIM, FRT BRG, CM/SHF	9710-	9710-		AR	T=0.14	
162	515629-0180	SHIM, FRT BRG, CM/SHF	9710-	9710-		AR	T=0.16	
162	515629-0190	SHIM, FRT BRG, CM/SHF	9710-	9710-		AR	T=0.18	
162	515629-0200	SHIM, FRT BRG, CM/SHF	9710-	9710-		AR	T=0.50	
162	515629-0380	SHIM, FRT BRG, CM/SHF	9710-	9710-		AR	T=1.00	
162	981225-0330	SHIM, FRT BRG, CM/SHF	9710-	9710-		AR	T=0.30	
162	515619-0390	SHIM, FRT BRG, CM/SHF	9710-	9710-		AR	T=0.70	
162	515629-0900	SHIM, FRT BRG, CM/SHF	9710-	9710-		AR	T=1.40	
162	115639-0880	SHIM, FRT BRG, CM/SHF	9710-	9710-		AR	T=2.40	
167	115639-0030	BOLT, CONT RACK, INJ PUMP	9710-	9710-		1		
176	515625-0010	PLATE, LK, DELIVERY VALVE HOLDER	9710-	9710-		2		
177	981225-0570	PINION, CONT SLEEVE, INJ PUMP	9710-	9710-		4		
178	981235-0030	SCREW, PINION, INJ PUMP	9710-	9710-		4		
181	515619-0340	SHIM, TAPPET, INJ PUMP	9710-	9710-		AR	T=0.30	
181	515619-0350	SHIM, TAPPET, INJ PUMP	9710-	9710-		AR	T=0.40	
181	515619-0360	SHIM, TAPPET, INJ PUMP	9710-	9710-		AR	T=0.50	
181	515619-0010	SHIM, TAPPET, INJ PUMP	9710-	9710-		AR	T=0.60	
181	515619-0020	SHIM, TAPPET, INJ PUMP	9710-	9710-		AR	T=0.70	
181	515619-0030	SHIM, TAPPET, INJ PUMP	9710-	9710-		AR	T=0.80	
181	515619-0040	SHIM, TAPPET, INJ PUMP	9710-	9710-		AR	T=0.90	
181	515619-0050	SHIM, TAPPET, INJ PUMP	9710-	9710-		AR	T=1.00	
181	515619-0070	SHIM, TAPPET, INJ PUMP	9710-	9710-		AR	T=1.10	
181	515619-0080	SHIM, TAPPET, INJ PUMP	9710-	9710-		AR	T=1.20	
181	515619-0090	SHIM, TAPPET, INJ PUMP	9710-	9710-		AR	T=1.30	
181	515619-0100	SHIM, TAPPET, INJ PUMP	9710-	9710-		AR	T=1.40	
181	515619-0110	SHIM, TAPPET, INJ PUMP	9710-	9710-		AR	T=0.55	
181	515619-0120	SHIM, TAPPET, INJ PUMP	9710-	9710-		AR	T=0.65	
181	515619-0130	SHIM, TAPPET, INJ PUMP	9710-	9710-		AR	T=0.75	
181	515619-0150	SHIM, TAPPET, INJ PUMP	9710-	9710-		AR	T=0.85	
181	981235-0420	SHIM, TAPPET, INJ PUMP	9710-	9710-		AR	T=0.95	
181	981235-0430	SHIM, TAPPET, INJ PUMP	9710-	9710-		AR	T=1.05	
181	981235-0440	SHIM, TAPPET, INJ PUMP	9710-	9710-		AR	T=1.15	
181	981235-0450	SHIM, TAPPET, INJ PUMP	9710-	9710-		AR	T=1.25	
181	515619-1060	SHIM, TAPPET, INJ PUMP	9710-	9710-		AR	T=1.50	
181	515619-1070	SHIM, TAPPET, INJ PUMP	9710-	9710-		AR	T=1.60	
181	515619-0250	SHIM, TAPPET, INJ PUMP	9710-	9710-		AR	T=0.20	
181	515619-0260	SHIM, TAPPET, INJ PUMP	9710-	9710-		AR	T=0.25	
181	515619-0270	SHIM, TAPPET, INJ PUMP	9710-	9710-		AR	T=0.35	
181	515619-0370	SHIM, TAPPET, INJ PUMP	9710-	9710-		AR	T=0.45	
181	515619-1080	SHIM, TAPPET, INJ PUMP	9710-	9710-		AR	T=1.35	
181	515619-1090	SHIM, TAPPET, INJ PUMP	9710-	9710-		AR	T=1.45	
181	515619-1100	SHIM, TAPPET, INJ PUMP	9710-	9710-		AR	T=1.55	

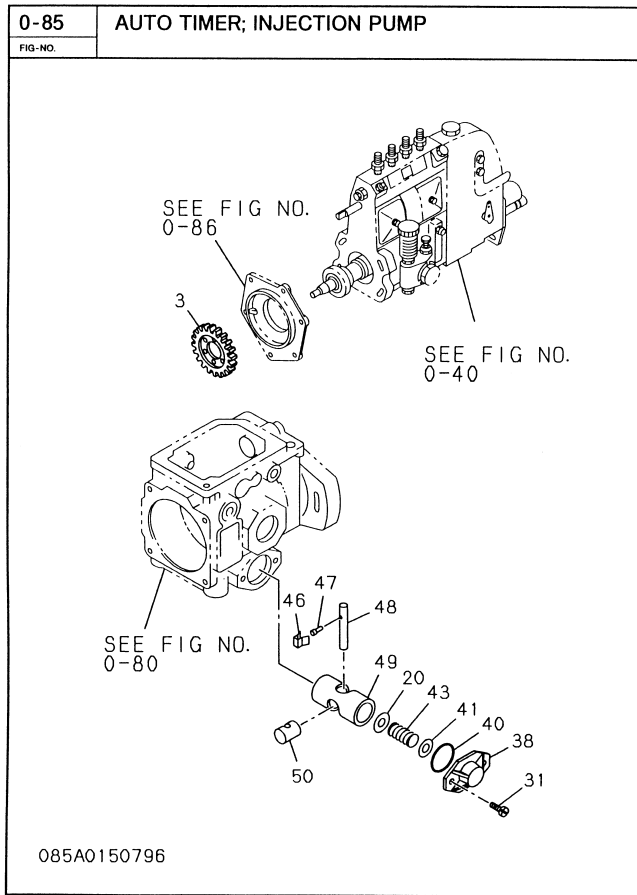
10-111

0-81 GOVERNOR; INJECTION PUMP							
FIG-NO							
Key No.	Part number	Part name	ITC	Applied date	LR	Qty	Remarks
87	901900-6160	BOLT; RETURN SPRING, GOV		9710-		1	M8X16 W/LK WASHER
90(C)	515729-1230	SCREW; FULL LOAD ADJ, GOV		9712-		1	L=62
91	894427-8480	SPRING CAPSULE, ADJ. GOV		9710-		1	
93(E)	115779-5080	NUT; ADJ SCREW LK, INJ PUMP GOV		9712-		1	
93(F)	515729-2090	NUT; ADJ SCREW LK, INJ PUMP GOV		9710-		1	
93(G)	894410-0270	NUT; ADJ SCREW LK, INJ PUMP GOV		9710-		1	
94	115779-5850	SCREW; ADJ. CONT LEVER, GOV		9712-		1	L=62
96	515729-0530	PLUG, LEVER SHAFT, GOV		9710-		2	
99	981325-0620	PIN; TENSION LEVER, GOV		9710-		1	
101	894144-5880	GASKET, ADJ SPRING CAPSULE, GOV		9710-		2	
103	115729-0920	NUT; CAP, ADJ SPRING CAPSULE, GOV		9710-		1	
104(C)	897179-6700	CAP; LOCK NUT, ADJ SCREW		9712-		1	L=16.5
105(B)	894441-8410	LEVER; SPD CONT, GOV		9710-		1	
106	981325-0300	KEY; SWIVEL LEVER, GOV		9710-		1	13MM
107	981325-4880	WASHER; SWIVEL LEVER, GOV		9710-		AR	
108	115729-3010	COLLAR; SWIVEL LEVER, GOV		9710-		1	
109	115729-0990	SHIM; SWIVEL LEVER, GOV		9710-		1	
109	981325-1730	SHIM; SWIVEL LEVER, GOV		9712-		AR	
110	115729-0980	SEAL; OIL, SWIVEL LEVER, GOV		9710-		1	
111	897024-2390	BUSHING; SWIVEL LEVER, GOV		9710-		1	
111	897024-2400	BUSHING; SWIVEL LEVER, GOV		9710-		1	
112	981321-2050	GASKET; SWIVEL LEVER, GOV		9710-		2	
113	909185-4150	RING; SNAP SWIVEL LEVER, GOV		9710-		2	ID=15 OD=36
125	981325-2100	CAP; STOP LEVER SPRING, GOV		9710-		1	
145(A)	894167-7920	CAP; GOV COVER, INJ PUMP		9710-		1	
145(B)	115779-5650	CAP; GOV COVER, INJ PUMP		9712-		1	
150(A)	981315-0650	ADAPTER; GOV HSG, INJ PUMP		9710-		1	
150(B)	115779-5670	ADAPTER; GOV HSG, INJ PUMP		9712-		1	
157	901900-8180	BOLT; START SPRING PLATE, GOV		9710-		1	M8X18 W/LK WASHER
160	115729-0150	GASKET; PLUG TO HSG		9710-		1	
161	115729-0380	PLUG; HSG		9710-		1	
185	981391-9060	GASKET; BUSHING, GOV COVER		9710-		1	
196	894167-7980	BRACKET; COVER		9710-		1	
238	515729-0990	GASKET; SPRING CAPSULE CAP, GOV		9710-		2	

10-113

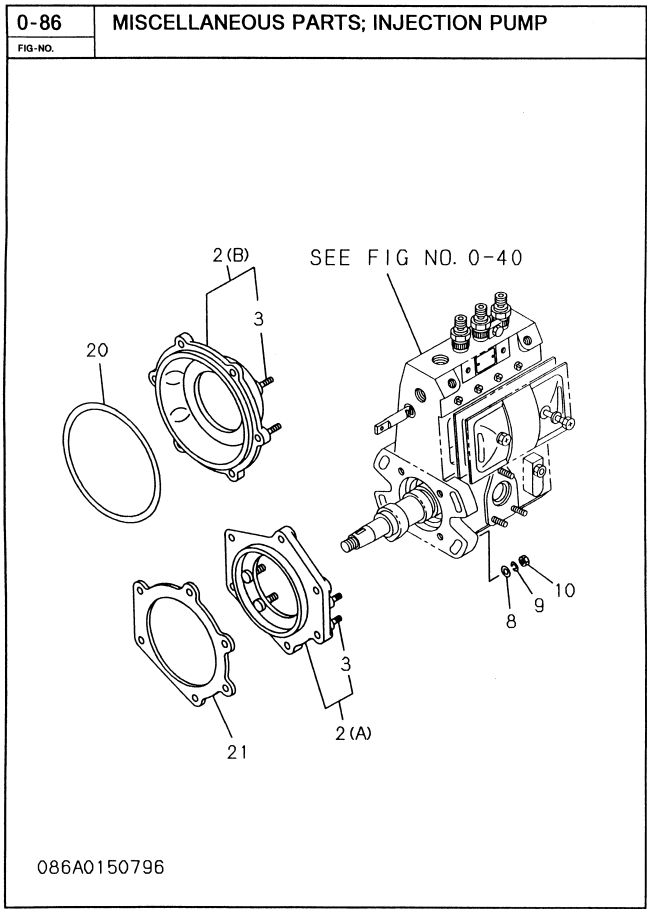


0-84		FEED PUMP; INJECTION PUMP					
Key No.	Part number	Part name	ITC	Applied date	LR	Qty	Remarks
1(A)	897016-2680	PUMP ASM; FUEL FEED, INJ PUMP		9710-		1	
2	894131-1300	PUMP; PRIMING, FUEL FEED PUMP		9710-		1	
3(A)	119623-0160	GASKET; PRIMING PUMP, FUEL FEED PUMP		9710-		1	
4	981351-7020	SPRING; VALVE, FUEL FEED PUMP		9710-		2	
5	981351-6020	VALVE; FUEL FEED PUMP		9710-		2	
7	119623-0160	GASKET; PLUG, FUEL FEED PUMP		9710-		1	
8(A)	115619-0820	BOLT; EYE, FUEL OUTLET, FEED PUMP		9710-		1	
9	115759-0010	GASKET; EYE BOLT, OUTLET, FUEL FEED PUMP		9710-		2	
10	115759-0030	ADAPTOR; EYE BOLT, FUEL FEED PUMP		9710-		1	
11(A)	515759-0270	BOLT; EYE, FUEL INLET, FEED PUMP		9710-		1	
12	115759-0010	GASKET; EYE BOLT, INL, FUEL FEED PUMP		9710-		2	
13	981355-0280	RING; SNAP, TAPPET, FUEL FEED PUMP		9710-		1	
15	515751-0120	HOUSING; FUEL FEED PUMP		9710-		1	
16	981351-2050	PISTON; FUEL FEED PUMP		9710-		1	
17	981351-3030	SPRING; PISTON, FUEL FEED PUMP		9710-		1	
18	981355-0350	GASKET; PISTON, PLUG, FUEL FEED PUMP		9710-		1	
19	897027-4310	PLUG; PISTON, SPRING, FUEL FEED PUMP		9710-		1	
28	515754-0010	TAPPET ASM, FUEL FEED PUMP		9710-		1	
29	981351-4030	ROLLER; TAPPET, FUEL FEED PUMP		9710-		1	
30	981351-4100	PIN; TAPPET, ROLLER, FEED PUMP		9710-		1	
31	115759-0020	GUIDE; TAPPET, FUEL FEED PUMP		9710-		1	

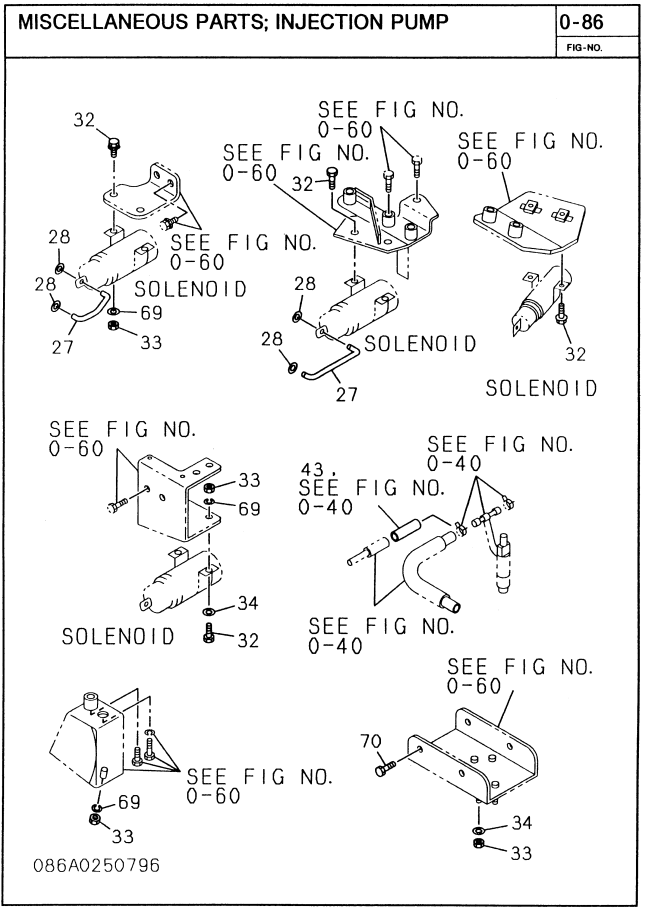


0-85	AUTO TIMER; INJECTION PUMP						
FIG. NO.							
Key No.	Part number	Part name	ITC	Applied date	LR	Qty	Remarks
3	894324-3391	GEAR; DRIVE. INJ PUMP		9710-		1	

10-115

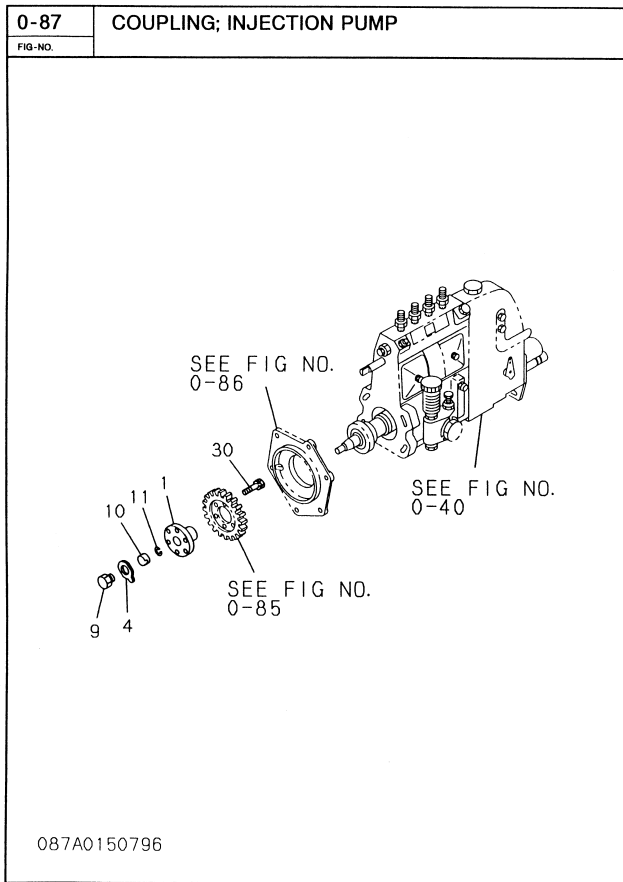


10-116

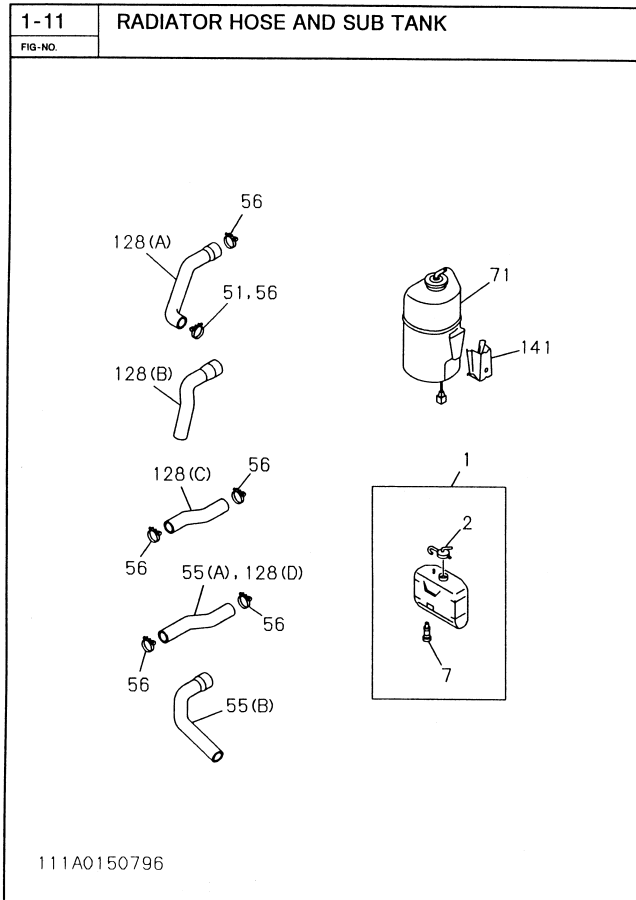


0-86		MISCELLANEOUS PARTS; INJECTION PUMP					
FIG-NO.							
Key No.	Part number	Part name	ITC	Applied date	LR	Qty	Remarks
2(B)	894416-8610	BRACKET; HSG & TIMER, INJ PUMP		9503-		1	
3	904101-0300	STUD; HSG BRKT, INJ PUMP		9503-		4	M10X30 L=45
8	909164-5100	WASHER; PL, HSG BRKT, INJ PUMP		9503-		4	ID=10
9	909150-6100	WASHER; LK, HSG BRKT, INJ PUMP		9503-		4	ID=10
10	515639-0020	NUT, HSG BRKT, INJ PUMP		9503-		4	
20	894109-7070	GASKET; INJ PUMP		9503-		1	
27	894448-0030	ROD; LINK		9503-		1	
28	909160-5050	WASHER; PL		9503-		2	ID=5
32	050140-6180	BOLT; FUEL CUT VALVE, INJ PUMP		9503-		2	M6X18 WWASHER

10-117

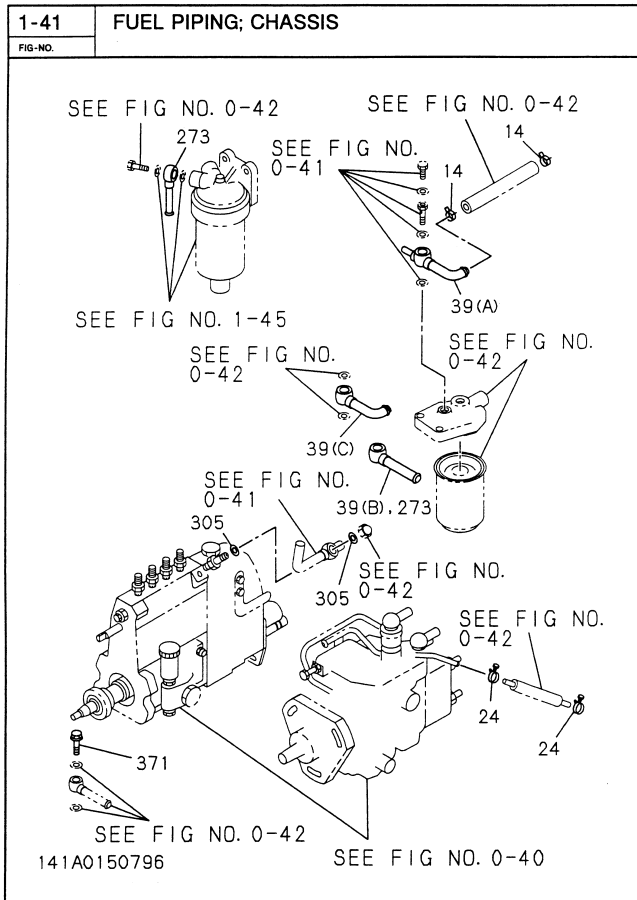


0-87	COUPLING; INJECTION PUMP						
FIG-NO.							
Key No.	Part number	Part name	ITC	Applied date	LR	Qty	Remarks
1	897160-5950	COUPLING; INJ PUMP DRIVE		9503-		1	
4	509539-0020	PLATE; LK; COUPLING FIX; INJ PUMP		9503-		1	
9	909662-0070	BOLT; PLATE TO COUPLING; INJ PUMP		9503-		1	
10	988410-5020	NUT; PLATE TO COUPLING; INJ PUMP		9503-		1	
11	515619-0480	WASHER; PLATE TO COUPLING; INJ PUMP		9503-		1	
30	894457-5170	BOLT; GEAR TO COUPLING		9503-		6	



1-11	RADIATOR HOSE AND SUB TANK						
FIG-NO.							
Key No.	Part number	Part name	ITC	Applied date	LR	Qty	Remarks
1	894440-9690	TANK; SURGE, RAD		9503-		1	
2	894449-3630	CAP; SURGE TANK		9503-		1	
7	582480-0020	SWITCH ASM; TANK		9503-		1	

61-1-01



1-41	FUEL PIPING; CHASSIS						
FIG-NO.	Part number	Part name	ITC	Applied date	LR	Qty	Remarks
14	109707-0111	CLIP; HOSE		9503-		2	
39(A)	894441-5921	PIPE; FUEL		9503-		1	
305	909572-0140	GASKET; FUEL PIPE		9503-		2	

INDEX

NUMERICAL

Engine for TL26 A-4JB1PAA10 (ISUZU) S/N 2620780-2621060

部品番号 Part number	ページ Page	符号 Item	部品番号 Part number	ページ Page	符号 Item	部品番号 Part number	ページ Page	符号 Item
001209-1800	10-102	157	115729-2990	10-112	79	515619-1560	10-111	48
028080-6120	10-87	58	115729-3010	10-113	108	515625-0010	10-111	176
028080-8200	10-94	25	115729-8910	10-112	17	515629-0150	10-111	107
	10-95	71	115729-8920	10-112	17		10-111	162
028080-8250	10-89	144	115729-8930	10-112	17	515629-0160	10-111	107
028080-8300	10-87	60(B)	115759-0010	10-111	117		10-111	162
028080-8600	10-87	60(B)		10-114	9	515629-0170	10-111	107
	10-87	60(B)		10-114	12		10-111	162
028080-8700	10-93	44	115759-0020	10-114	31	515629-0180	10-111	107
028081-0500	10-89	126	115759-0030	10-114	10		10-111	162
028085-8120	10-107	16(A)	115779-0400	10-112	42	515629-0190	10-111	107
028680-8200	10-78	13(B)	115779-0930	10-112	5		10-111	162
	10-99	87(A)	115779-0940	10-112	11	515629-0200	10-111	107
028680-8250	10-78	13(A)	115779-5080	10-113	93(E)		10-111	162
	10-81	28(A)	115779-5650	10-113	145(B)	515629-0380	10-111	107
028680-8300	10-103	328	115779-5670	10-113	150(B)		10-111	162
	10-93	44	115779-5850	10-113	94	515629-0450	10-111	8
	10-93	50	119623-0160	10-114	3(A)	515629-0900	10-111	107
028681-0250	10-89	59(A)		10-114	7		10-111	162
028681-0300	10-78	13(A)	182410-0082	10-79	45(D)	515637-0020	10-111	109
028681-0350	10-101	45	509000-0690	10-83	28	515639-0020	10-117	10
028681-0400	10-107	153	509000-0841	10-83	204	515641-0010	10-111	14
028781-2350	10-107	4	509000-2270	10-87	211(A)	515643-0010	10-111	9
050040-6120	10-105	219(A)	509000-2732	10-85	58	515643-0090	10-111	63
050040-6160	10-81	23(E)	509409-0160	10-85	88	515644-0170	10-111	6
050040-8160	10-83	11	509503-1270	10-85	59	515725-0500	10-112	37
050040-8200	10-87	36	509539-0020	10-118	4	515729-0270	10-112	3
	10-99	87(A)	509600-0130	10-78	7(B)	515729-0330	10-112	8(C)
050040-8220	10-105	124		10-79	22	515729-0340	10-112	15(C)
050040-8300	10-90	15	509605-0050	10-93	14(C)	515729-0530	10-113	96
050040-8350	10-95	96(A)		10-93	28	515729-0540	10-112	8(B)
050040-8450	10-87	36	509623-0020	10-105	28	515729-0990	10-113	238
050041-0220	10-88	20(B)	509625-0790	10-87	103	515729-1230	10-113	90(C)
050041-0280	10-88	20(B)	509675-0181	10-105	2(A)	515729-2090	10-113	93(F)
050041-0300	10-87	211(B)	509800-0380	10-111	105	515729-2860	10-112	17
050041-2300	10-87	211(B)		10-111	114	515729-2870	10-112	17
050041-4250	10-88	20(B)	509800-0870	10-109	3(B)	515729-3720	10-112	18
050140-6180	10-117	32	511129-0030	10-79	97(C)	515751-0120	10-114	15
050140-8000	10-81	28(A)	511129-0060	10-78	7(D)	515754-0010	10-114	28
050140-8180	10-99	118		10-79	40	515759-0270	10-114	11(A)
050140-8250	10-104	7	511219-0080	10-79	23(A)	519619-0490	10-111	51
050141-0250	10-99	87(B)	511219-0150	10-79	23(C)		10-112	13
109044-0711	10-92	36	511219-0170	10-79	21(B)	581129-0690	10-108	32
109468-0021	10-101	54	511219-0180	10-79	21(A)	581129-2940	10-108	85
109600-0051	10-78	7(A)		10-79	97(B)	581211-0580	10-109	22
	10-79	23(B)	511321-0090	10-87	57	581213-0430	10-109	17
109600-0112	10-78	7(C)	511721-0160	10-78	4	581214-1310	10-109	1
109605-0500	10-79	15(A)	512235-0090	10-85	86	581214-1320	10-109	11
109623-0130	10-111	33	512519-0021	10-83	45	581215-0400	10-109	29
109623-0520	10-111	7		10-83	106(B)	581215-0460	10-109	10
109623-2350	10-81	3	512563-0010	10-83	71(A)	581219-0360	10-109	6
109707-0111	10-120	14	512565-0040	10-83	65	581221-0630	10-109	2
111760-1860	10-81	2(A)	513212-0751	10-101	21	581222-0770	10-109	19
115619-0030	10-111	75	513660-3080	10-95	1(A)	581229-0290	10-109	15(D)
115619-0240	10-111	155	515411-2231	10-102	189	581229-1650	10-109	24(B)
115619-0820	10-111	118	515619-0010	10-111	181	581229-1660	10-109	24(A)
	10-114	8(A)	515619-0020	10-111	181	581229-1820	10-109	21
115619-2820	10-112	60(A)	515619-0030	10-111	181	581229-1830	10-109	21
	10-112	60(A)	515619-0040	10-111	181	581262-0050	10-109	48
	10-112	60(B)	515619-0050	10-111	181	581270-0040	10-109	75
115622-0030	10-111	72	515619-0070	10-111	181	581410-0235	10-78	10
115629-0010	10-111	71	515619-0080	10-111	181	582410-0122	10-79	45(A)
115639-0030	10-111	167	515619-0090	10-111	181	582480-0020	10-119	7
115639-0880	10-111	107	515619-0100	10-111	181	587811-3946	10-76	2
	10-111	162	515619-0110	10-111	181	587813-3120	10-79	2
115649-0010	10-111	10	515619-0120	10-111	181	587813-3130	10-79	2
115721-0140	10-112	7	515619-0130	10-111	181	587813-3140	10-79	2
115721-0230	10-112	59	515619-0150	10-111	181	587813-3150	10-79	2
115721-1040	10-112	2	515619-0250	10-111	181	587813-5580	10-76	1
115722-0170	10-112	12	515619-0260	10-111	181	891325-3970	10-112	4
115723-2190	10-112	34	515619-0270	10-111	181	894109-6811	10-94	2(B)
115725-0110	10-112	23	515619-0340	10-111	181	894109-7061	10-83	104
115725-0150	10-112	21	515619-0350	10-111	181	894109-7070	10-117	20
115725-0170	10-112	28	515619-0360	10-111	181	894109-9131	10-83	109
115729-0150	10-113	160	515619-0370	10-111	181	894110-4801	10-83	10
115729-0380	10-113	161	515619-0390	10-111	107	894110-5600	10-92	37
115729-0920	10-113	103		10-111	162	894121-1130	10-91	45(B)
115729-0980	10-113	110	515619-0410	10-111	69	894122-0521	10-88	2(G)
115729-0990	10-113	109	515619-0440	10-111	127	894123-6531	10-77	5
115729-1010	10-112	40	515619-0480	10-118	11	894127-7974	10-83	1
115729-2790	10-112	41	515619-1060	10-111	181	894130-0211	10-79	140
115729-2940	10-112	79	515619-1070	10-111	181	894130-5580	10-78	5(A)
115729-2950	10-112	79	515619-1080	10-111	181	894130-5590	10-78	5(B)
115729-2960	10-112	79	515619-1090	10-111	181	894131-1300	10-114	2
115729-2970	10-112	79	515619-1100	10-111	181	894133-2075	10-77	4
115729-2980	10-112	79	515619-1360	10-111	82(C)	894133-2751	10-83	4

Engine for TL26 A-4JB1PAA10 (ISUZU) S/N 2620780-2621060

部品番号 Part number	ページ Page	符号 Item	部品番号 Part number	ページ Page	符号 Item	部品番号 Part number	ページ Page	符号 Item
894133-7312	10-83	71(B)	894410-4072	10-85	12(E)	897049-7080	10-103	2(B)
894133-9690	10-85	126	894416-8610	10-117	2(B)	897065-9830	10-103	321(A)
894136-8990	10-108	19	894419-4550	10-85	85	897065-9841	10-85	40(A)
894136-9000	10-108	20	894419-6021	10-85	35	897066-7411	10-89	7
	10-108	50	894422-3260	10-92	32	897081-7421	10-77	1
894136-9010	10-108	22	894422-6000	10-79	137(A)	897084-7070	10-108	31
894139-7581	10-83	107	894423-7560	10-107	2(A)	897084-8770	10-107	1
894140-1171	10-87	49(A)	894424-1421	10-102	107	897109-2161	10-90	2(A)
894141-9371	10-83	111	894424-1430	10-102	119	897116-0290	10-99	140
894142-1561	10-85	38	894427-2012	10-79	25(B)	897116-0320	10-99	140
894143-2020	10-83	88	894427-2062	10-79	25(A)	897116-0330	10-99	140
894143-4790	10-101	58	894427-3602	10-92	7	897116-0340	10-99	140
894144-5880	10-113	101	894427-5012	10-99	30	897116-0350	10-99	140
894147-5330	10-90	1(A)	894427-8480	10-113	91	897116-0360	10-99	140
894152-2831	10-83	81	894428-5382	10-88	2(C)	897116-0370	10-99	140
894152-3440	10-83	78	894428-7954	10-81	27	897116-0380	10-99	140
894152-3451	10-83	84	894428-7960	10-81	1(E)	897116-0390	10-99	140
894152-3460	10-83	53	894428-7983	10-104	1(A)	897116-0400	10-99	140
894152-3530	10-99	28	894428-7993	10-87	1(D)	897116-0410	10-99	140
894152-9051	10-99	80(A)	894428-8110	10-101	20(A)	897116-0420	10-99	140
894153-7231	10-78	11	894428-8120	10-93	2(A)	897116-0430	10-99	140
894155-3602	10-87	54(B)	894429-4230	10-85	56(B)	897116-0440	10-99	140
894161-8410	10-95	36	894430-0000	10-99	68(B)	897117-2420	10-87	32(B)
894167-7860	10-111	46	894430-0010	10-99	68(A)	897118-6980	10-87	65
894167-7920	10-113	145(A)	894431-5230	10-78	1	897118-7680	10-77	69
894167-7980	10-113	196	894432-6420	10-79	8	897120-3070	10-78	105
894167-8820	10-103	16(A)	894433-3020	10-83	85	897120-9310	10-81	42(C)
894167-8830	10-103	69	894433-3030	10-83	226	897120-9330	10-81	42(B)
894167-8840	10-103	70	894433-3040	10-83	87	897125-6000	10-107	89(B)
894167-8850	10-103	70	894433-4270	10-99	59	897134-5240	10-99	31
894167-8860	10-103	70	894433-7171	10-99	61	897134-5250	10-99	33
894168-5520	10-85	7	894434-0711	10-94	170(A)	897146-8130	10-111	19
894170-1231	10-105	1	894434-8271	10-105	26	897160-5950	10-118	1
894171-1090	10-111	74	894435-5610	10-108	16	897160-7060	10-105	121(B)
894171-1100	10-111	80	894435-5620	10-108	23	897171-3310	10-99	66
894173-4300	10-77	75	894435-5630	10-108	7	897176-6830	10-79	4
894174-1390	10-99	46	894435-5660	10-108	9	897176-6840	10-79	4
894174-1410	10-99	44	894435-5670	10-108	43	897176-6850	10-79	4
894174-1830	10-99	47	894435-5690	10-108	2	897176-6860	10-79	4
894174-1840	10-99	35	894435-5700	10-108	45	897176-6870	10-79	4
894174-6120	10-78	12	894435-5710	10-108	28	897176-6880	10-79	4
894178-0810	10-92	3	894435-5720	10-108	51	897176-6890	10-79	4
894202-4563	10-77	27	894437-3976	10-79	1	897176-6900	10-79	4
894214-9620	10-93	1	894438-3050	10-83	89	897176-8500	10-85	63
894224-8290	10-92	40	894440-9690	10-119	1	897176-8510	10-85	63
894228-4360	10-108	17(A)	894441-5921	10-120	39(A)	897177-5160	10-107	148(D)
894228-4370	10-108	17(B)	894441-8410	10-113	105(B)	897179-6700	10-113	104(C)
894228-4390	10-108	41	894442-2250	10-99	32	897180-5560	10-107	293
894228-4480	10-108	9	894443-6620	10-85	1	897184-2640	10-95	80(C)
894228-4490	10-108	9	894448-0030	10-117	27	897191-2791	10-99	1(A)
894228-4500	10-108	73	894449-3630	10-119	2	897204-1480	10-112	1(B)
894235-3690	10-87	175	894450-3880	10-96	1	897213-6680	10-99	214
894242-0640	10-108	21	894452-0910	10-92	25	900090-1810	10-109	3(A)
894242-0710	10-108	27(C)	894453-3411	10-107	177	900090-6770	10-111	105
894247-3551	10-78	3	894453-3440	10-79	13		10-111	114
894247-8671	10-85	68	894453-7620	10-85	42	900813-0230	10-112	43(A)
894247-8751	10-83	5	894454-1990	10-105	65	901900-6140	10-111	130
894250-1630	10-92	18	894454-4790	10-85	83	901900-6160	10-112	60(C)
894250-1720	10-89	336	894457-5170	10-118	30		10-113	87
894250-5140	10-79	97(A)	894462-1371	10-103	2(A)	901900-8180	10-113	157
894250-6151	10-91	65	894468-5170	10-81	8(B)	901900-8250	10-104	43(A)
894252-5361	10-83	69	894471-3581	10-79	63	903910-4080	10-91	134(A)
894254-6011	10-93	49(D)	894473-9670	10-99	136	904101-0300	10-117	3
894312-7230	10-99	43	897011-0740	10-89	50(C)	904110-8220	10-92	42
894318-4074	10-87	2(A)	897011-4882	10-89	1(A)	904110-8250	10-78	9
894322-7941	10-92	4	897011-6850	10-101	1(A)	904110-8350	10-78	14
894324-1590	10-85	73	897011-6860	10-101	29	904110-8400	10-81	30
894324-3350	10-85	28	897012-8360	10-111	88	908000-7180	10-83	14
894324-3360	10-83	9	897015-5151	10-81	28(B)	908030-7430	10-85	31
894324-3391	10-115	3	897016-1010	10-90	172(A)	908151-0200	10-79	61(A)
894326-4390	10-99	50	897016-2680	10-114	1(A)		10-87	38
894328-2170	10-83	112	897017-7871	10-99	16(A)	908161-0320	10-79	50(A)
894329-6220	10-103	265	897017-7881	10-99	17(A)	909110-4080	10-107	23(A)
894329-6921	10-85	84(A)	897017-7891	10-99	18(A)		10-81	29
894331-5340	10-112	78(C)	897017-7901	10-99	19(A)		10-90	18
894332-3270	10-78	2	897021-4990	10-111	1(A)	909110-5080	10-89	20
894338-0790	10-104	76	897021-5000	10-111	50	909110-5100	10-102	152
894338-8480	10-92	2(B)	897022-5710	10-89	60	909111-4080	10-107	7(A)
894365-6741	10-93	64	897024-2390	10-113	111	909111-5080	10-83	83
894365-6751	10-93	66(A)	897024-2400	10-113	111	909111-5100	10-79	450
894365-6762	10-94	37	897027-4310	10-114	19	909150-5080	10-107	18
894371-7120	10-107	252	897037-1581	10-91	43		10-107	292
894379-7141	10-78	168(A)	897039-5370	10-112	46(C)		10-89	146
894386-5960	10-111	73(B)	897044-1120	10-104	160		10-90	111
894410-0270	10-113	93(G)	897045-3220	10-81	16		10-92	28
894410-4040	10-101	40	897046-4250	10-112	45	909150-5100	10-87	289

Engine for TL26 A-4JB1PAA10 (ISUZU) S/N 2620780-2621060

部品番号 Part number	ページ Page	符号 Item	部品番号 Part number	ページ Page	符号 Item	部品番号 Part number	ページ Page	符号 Item
909150-6100	10-117	9	999202-3120	10-87	220			
909160-5050	10-117	28	999202-3140	10-79	200			
909160-5080	10-107	17	999202-3160	10-79	199			
	10-95	19	999202-3200	10-81	4			
909160-7080	10-87	82(B)						
909164-0100	10-83	94						
909164-5100	10-117	8						
909164-7080	10-95	175						
909180-0190	10-83	56						
909185-4040	10-112	25						
	10-96	305						
909185-4150	10-113	113						
909202-3080	10-101	103(A)						
909571-3160	10-93	111						
909571-4080	10-101	66						
909571-4120	10-87	180						
909571-4140	10-79	218						
909571-4160	10-79	303						
909572-0080	10-105	116						
909572-0100	10-111	89						
909572-0140	10-101	30						
	10-102	239						
	10-120	305						
909606-5350	10-79	53						
909630-0200	10-89	225						
909661-0050	10-93	14(B)						
909662-0070	10-118	9						
909715-0531	10-94	148						
909814-0141	10-92	58						
909878-5970	10-79	452						
909902-2380	10-79	96						
909906-3251	10-102	209						
912626-0050	10-83	55						
913113-20771	10-104	35(A)						
913140-1200	10-104	51(A)						
913143-0100	10-104	46						
913639-0010	10-92	66						
913642-0770	10-95	38						
915419-0721	10-99	113(B)						
981215-1150	10-111	79						
981215-1440	10-111	148						
981221-2230	10-111	68						
981222-2200	10-111	70						
981225-0330	10-111	107						
	10-111	162						
981225-0470	10-111	49						
	10-111	159						
981225-0570	10-111	177						
981225-0580	10-111	58						
981235-0030	10-111	178						
981235-0150	10-111	62						
981235-0170	10-111	126						
981235-0210	10-111	64						
981235-0420	10-111	181						
981235-0430	10-111	181						
981235-0440	10-111	181						
981235-0450	10-111	181						
981315-0650	10-113	150(A)						
981321-2050	10-113	112						
981322-2350	10-112	24						
981325-0300	10-113	106						
981325-0620	10-113	99						
981325-0860	10-112	16						
981325-0880	10-112	17						
981325-1730	10-113	109						
981325-2100	10-113	125						
981325-4290	10-112	86						
981325-4880	10-113	107						
981325-5510	10-112	17						
981325-5520	10-112	17						
981325-5530	10-112	17						
981351-2050	10-114	16						
981351-3030	10-114	17						
981351-4030	10-114	29						
981351-4100	10-114	30						
981351-6020	10-114	5						
981351-7020	10-114	4						
981355-0250	10-114	13						
981355-0350	10-114	18						
981391-9060	10-113	185						
981391-9070	10-112	63						
982235-0150	10-109	18						
982530-0410	10-107	38						
982931-5110	10-107	293						
988410-5020	10-118	10						
995821-2550	10-87	62						

目 次

TABLE OF CONTENTS

10. エンジン (4JB1PA-06S, -20)

10. ENGINE (4JB1PA-06S, -20)

エンジン名称 / 4JB1PA-06S

適用号機 / Serial No.

TL26: 2620002~2620379

エンジン名称 / 4JB1PA-020


適用号機 / Serial No.

TL26: 2620380~2620779

CONTENTS

REF NO.	PARTS NO.	Description	Q'ty	I	R	ö
		ENGINE				
		ISUZU				
		4JB1PA-06S				





4JB1-PA06S

4JB1-PA20

PARTS CATALOG

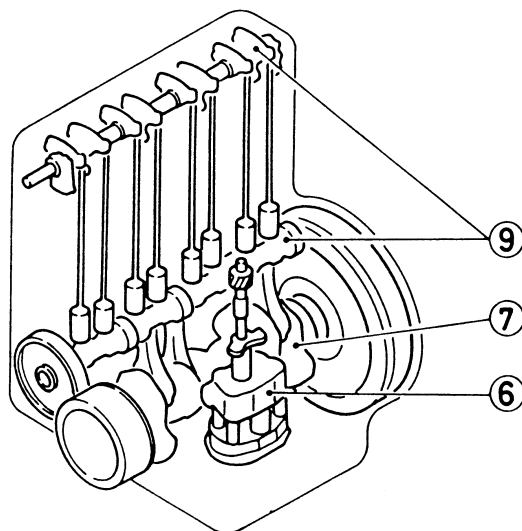
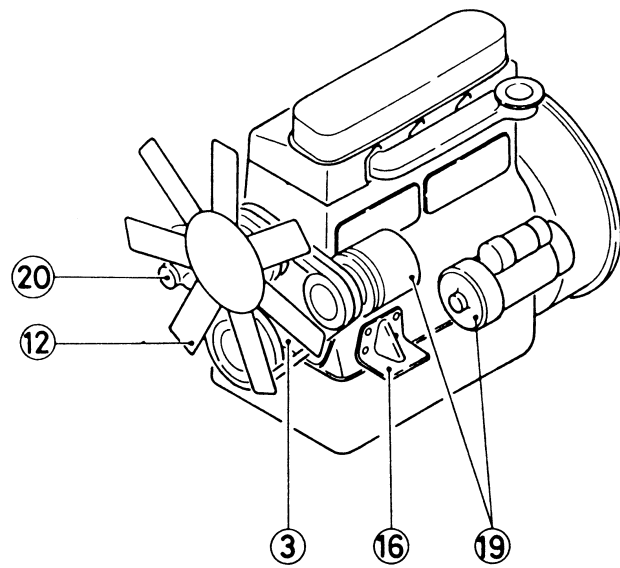
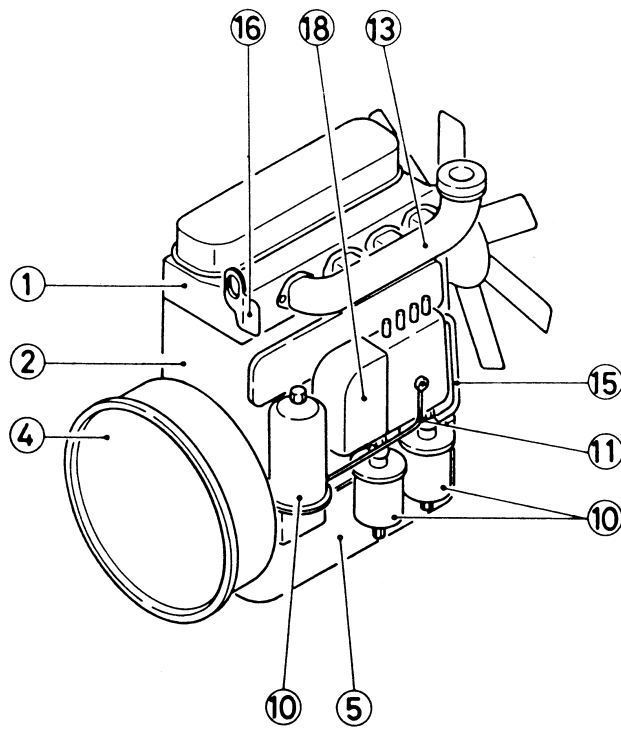
目 次
GROUP CONTENTS

イラスト区分 ILLUSTRATION NO.	名 称 NAME	イラスト区分 ILLUSTRATION NO.	名 称 NAME
①	CYL. HEAD & OTHER PARTS	②⑥	
②	CYL. BLOCK & OTHER PARTS	②⑦	
③	TIMING GEAR CASE & OTHER PARTS	②⑧	TRANSMISSION & CASE
④	FLY WHEEL HOUSING & OTHER PARTS	②⑨	TRANSMISSION GEARS
⑤	OIL PAN & OTHER PARTS	③⑩	TRANSMISSION CONTROL
⑥	OIL PUMP & FIXING PARTS	③①	PARKING BRAKE
⑦	CRANK SHAFT, CRANK METAL, PISTON, CONN. ROD & FLYWHEEL	③②	
⑧		③③	
⑨	VALVE MECHANISM	③④	
⑩	OIL FILTER & FUEL FILTER	③⑤	
⑪	OIL PIPE & OTHER PARTS	③⑥	
⑫	COOLING SYSTEM (FAN, WATER & OIL)	③⑦	
⑬	AIR INTAKE & EXHAUST SYSTEM	③⑧	
⑭	AIR CLEANER & OTHER PARTS	③⑨	
⑮	FUEL SYSTEM (INJ. NOZZLE, FUEL PIPE)	④⑩	
⑯	ENGINE FOOT, HANGER & FIXING PARTS	④①	
⑰	ENGINE CONTROL & FIXING PARTS	④②	
⑱	INJECTION PUMP & OTHER PARTS	④③	
⑲	ELECTRICAL PARTS	④④	
⑳		④⑤	
㉑		④⑥	
㉒	RADIATOR	④⑦	
㉓	CLUTCH & SLAVE CYLINDER	④⑧	
㉔		④⑨	
㉕			

目 次
GROUP CONTENTS

イラスト区分 ILLUSTRATION NO.	名 称 NAME
	以下完材品の内容部品表示 (補給形態Bの部品) Complete Parts are Shown Below (Shape Code: B)
⑤0	
⑤1	
⑤2	PROPER: INJ. PUMP
⑤3	GOVERNOR: INJ. PUMP
⑤4	FEED PUMP: INJ. PUMP
⑤5	
⑤6	
⑤7	
⑤8	NOZZLE ASM.; INJ.
⑤9	
⑥0	
⑥1	
⑥2	STARTER
⑥3	GENERATOR
⑥4	
⑥5	
⑥6	
⑥7	
⑥8	
⑥9	

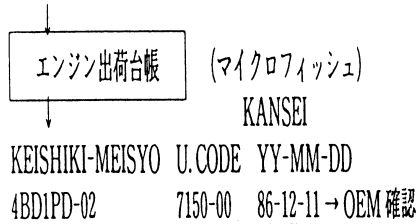
GROUP CONTENTS



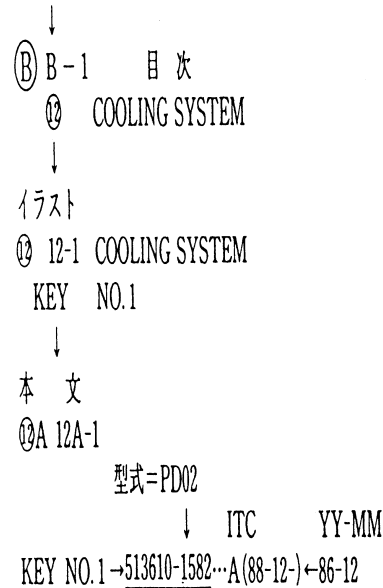
パーツカタログの使い方

最初に; エンジン型式と完成年月日の調査

<例> モデル.....4BD1
 エンジン NO. ...#928523 OEM



部品番号の検索
 <例> "PUMP ASM.; WATER"



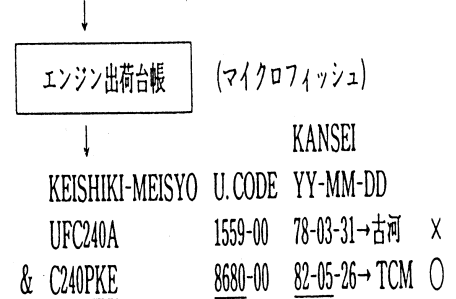
尚、エンジン型式別納入先一覧表に記載されている、納入先と用途は、主たるもので、全てではありませんので、参考として御利用願います。

エンジン出荷台帳の品番 ()内: マイクロフィッシュ枚数

収録期間	大型系	小型系	収録期間	大型系	小型系
'56/3~'86/4	1-8875-1202-0(60)	1-8875-1203-0(102)	'91/11~'92/10	1-8875-1284-0(22)	1-8875-1285-0(49)
'86/5~'88/4	1-8875-1219-0(21)	1-8875-1220-0(58)			
'88/5~'90/4	1-8875-1247-0(19)	1-8875-1248-0(60)			
'90/5~'91/10	1-8875-1270-0(20)	1-8875-1271-0(50)			

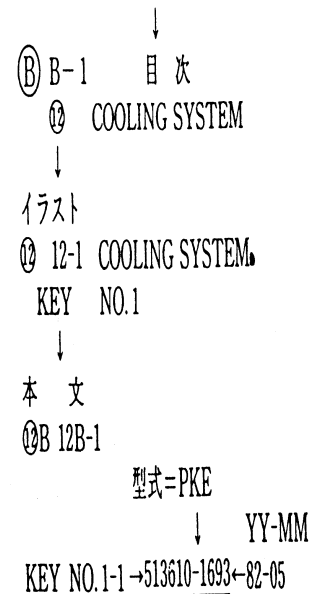
特例: C240#500001~#539191のみ

<例> モデル.....C240
 エンジン NO.#529955 TCM フォークリフト



☆ パーツカタログの選択 → → NO. 5-8871-0248-※
 部品番号の検索

<例> "PUMP ASM.; WATER"



USE OF PARTS CATALOG

INTRODUCTION; CHECK OF ENGINE TYPE AND DELIVERY DATE

(Ex.) Model.....4BD1
 Engine No...#928523 OEM
 ↓
 Engine Delivery Record (Microfiche)
 ↓ KANSEI
 KEISHIKI-MESYO U.CODE YY-MM-DD
 4BD1PD-02 7150-00 86-12-11 →OEM Check

SPECIAL CASE;C240#500001~#539191 ONLY

(Ex.) Model.....C240
 Engine No...#529955 TCM FORKLIFT
 ↓
 Engine Delivery Record (Microfiche)
 ↓ KANSEI
 KEISHIKI-MEISYO U.CODE YY-MM-DD
 UFC240A 1559-00 78-03-31→Furukawa X
 & C240PKE 8680-00 82-05-26→TCM ○

REFER OF PARTS NUMBER

(Ex.) "PUMP ASM.; WATER"
 ↓
 (B) B-1 GROUP CONTENTS
 (C) COOLING SYSTEM
 ↓
 ILLUSTRATION
 (C) 12-1 COOLING SYSTEM
 KEY NO.1
 ↓
 TEXT
 (C)A 12A-1
 Type=PD02
 ↓ ITC YY-MM
 KEY NO.1→513610-1582...A(88-12)-86-12
 P. NO. OF ENGINE D.RECORD
 (); SHEETS OF MICROFICHE

☆ SELECTION PARTS CATALOG →→→NO.5-8871-0248-※
 REFER OF PARTS NUMBER
 (Ex.) "PUMP ASM.; WATER"
 ↓
 (B) B-1 GROUP CONTENTS
 (C) COOLING SYSTEM
 ↓
 ILLUSTRATION
 (C) 12-1 COOLING SYSTEM
 KEY NO.1
 ↓
 TEXT
 (C)B 12B-1
 Type=PKE
 ↓ YY-MM
 KEY NO.1-1→513610-1693+82-05

APP.DATE	HEAVY ENGINE	LIGHT ENGINE	APP.DATE	HEAVY ENGINE	LIGHT ENGINE
'56/3~'86/4	1-8875-1202-0(60)	1-8875-1203-0(102)	'91/11~'92/10	1-8875-1284-0(22)	1-8875-1285-0(49)
'86/5~'88/4	1-8875-1219-0(21)	1-8875-1220-0(58)			
'88/5~'90/4	1-8875-1247-0(19)	1-8875-1248-0(60)			
'90/5~'91/10	1-8875-1270-0(20)	1-8875-1271-0(50)			

A. KEY NO.

The key number is to be used as a reference for locating part number(s) from illustrations or part name.

The index number is given to individual illustrations. The suffix of key number represents that the part number of the parts varies depending on the engine model and does not indicate history of alterations.

B. PART NO.

The numbers consisting of 10 units of figures are used to represent the parts.

The parts, with "N. P. N." (NOT PARTS NUMBER) in the column of the parts number, are not sold independently, however, they are available in assembly, kit or set.

C. PART NAME

A noun that expresses the function or the effect of the part.

D. PER UNIT

This indicates number of parts used in an engine.

The abbreviation "A/R", represents that indicated quantity of parts must be used.

F. List of Component Parts

The component parts indicated by a figure in the column are of assembly parts.

Example: Sealing cup, valve seat insert are indicated to be the component parts of CYL Head Assembly.

H. SERVICE CODE

A. These parts are supplied in the form shown according to the part nos. in the parts catalog.

B. These parts are serviced under the part number(s) listed in the applicable parts catalog.

These parts are also released as individual item using the part number(s) established for each unit.

Example: Starter. Generator.

F. The parts with the code are supplied in KIT or SET only and are not released individually.

Example: Element Kit.

H. Lengthy parts are not supplied as they are by the part nos. since these parts are supplied as package service parts using new part numbers.

Example: Vinyl Pipe. Rubber Hose.

Z. Non supply parts.

These parts are not serviced under the part numbers shown here but are released using part numbers representing assembly or breakdown parts.

Example: Injection pump: proper.

J. INTERCHANGEABILITY

When any part number is changed due to a design alteration, the interchangeability code indicates whether or not there is an interchangeability between the parts of new and current designs.

Interchangeability symbols

A: The old and new parts are mutually interchangeable.

B: The old and new parts are not mutually interchangeable.

C: The new part can be used for the old part but reverse case is not applicable.

D: Abolished

E: Newly included

K. REMARKS

Effective date of alteration or altered engine numbers are included in this columns.

Example:

-75-8 Applicable to units manufactured before August,
or-E513635 1975 or to engines with serial numbers of up to
513635.

75-9- Applicable to units manufactured after Septem-
or E514800- ber, 1975 or to engines with serial numbers of
514800 and onward.

L. NOTE

The parts marked with @ in this column are also included in parts set or kit (cf. F-1~).

The parts marked with 1,2~9, A,B~G, I~Z in this column are also shown in "Interchangeability in set" (cf. I-1~).

M. Index No. or Code

This is to be used to locate required sheets from the contents.

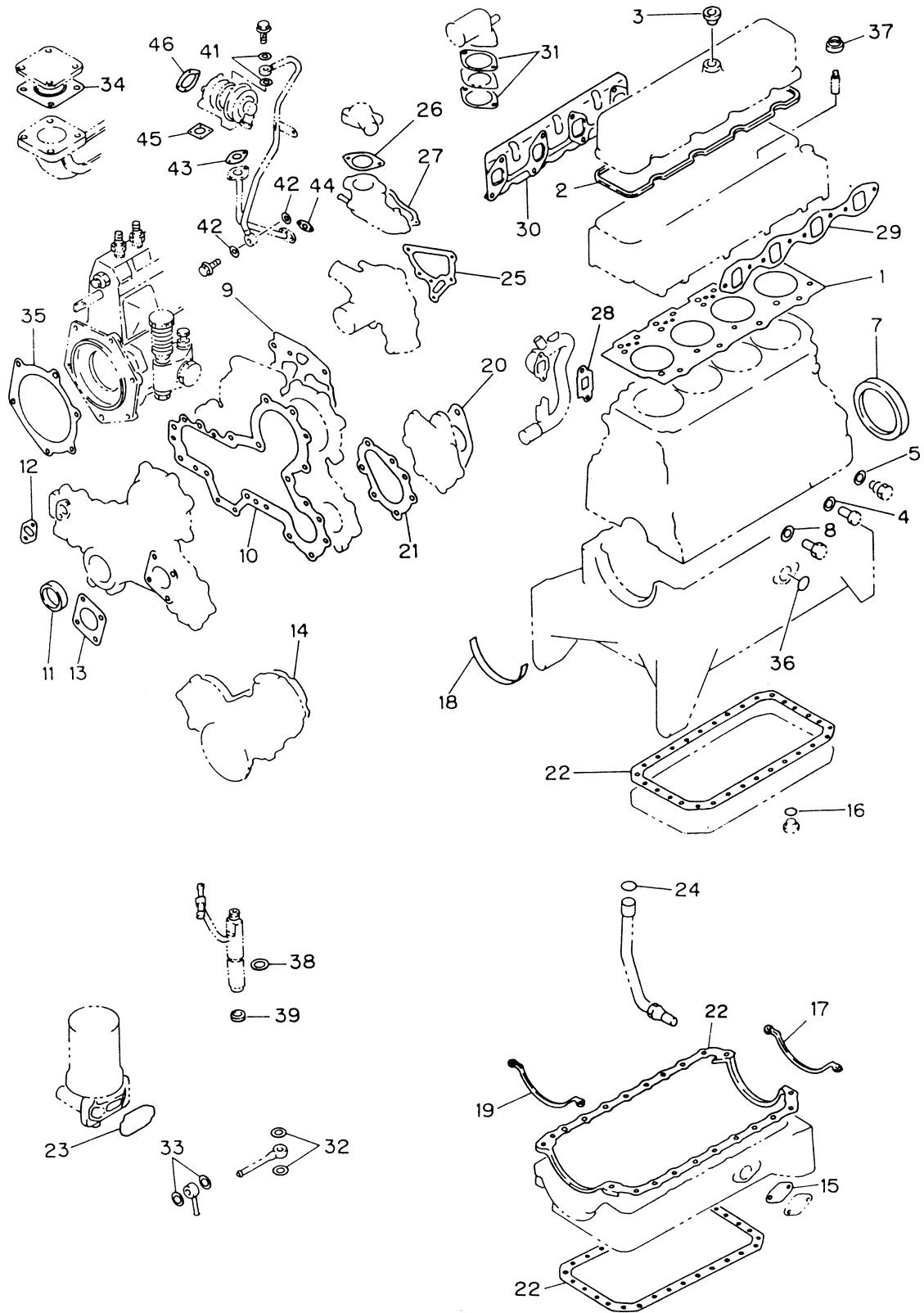
略 語 表
ABBREVIATIONS

略 語 Abbreviations	原 語 Original words		略 語 Abbreviations	原 語 Original words	
-A-			ENG.	ENGINE	エンジン
A	AMPERE	アンペア	EXC.	EXCEPT	エクセプト (除く)
A.C.	ALTERNATING CURRENT	アルターネーティングカーレント (交流)	EXH.	EXHAUST	エキゾースト
A/CL	AIR CLEANER	エアークリーナー	E#	ENGINE NUMBER	エンジン ナンバー
ADJ.	ADJUSTER	アジャスター	EXP.	EXPORT	エクスポート (輸出)
AH	AMPERE HOUR	アンペア アワー	-F-		
AL.	ALUMINUM	アルミニウム	FIG.	FIGURE	フィギュア (分解図)
A/R	AS REQUIRED	アズ リクワイヤー (必要に応じて)	FLEX.	FLEXIBLE	フレキシブル (曲りやすい)
ASM.	ASSEMBLY	アッセンブリー	FRT.	FRONT	フロント (前)
ATF.	AUTOMATIC TRANSMISSION FLUID	オートマチック トランスミッションフ リユード	-G-		
AUTO.	AUTOMATIC	オートマチック	G	GRAM	グラム
-B-			GEN.	GENERATOR	ゼネレーター
B	BREADTH	ブレッaths (幅)	GOV.	GOVERNOR	ガバナ
BRG.	BEARING	ベアリング	G/RATIO	GEAR RATIO	ギヤ レシオ
BRKT.	BRACKET	ブラケット	-H-		
-C-			H	HIGH	ハイ (高さ)
CARB.	CARBURETOR	キャブレター	HD.	HEAD	ヘッド
CF.	CONFER	コンファー (参照する)	HEX.	HEXAGON	ヘキサゴン (六角形)
CMPR.	COMPRESSOR	コンプレッサー	HP	HORSE POWER .	ホース パワー (馬力)
COMB.	COMBINATION	コンビネーション	HSG.	HOUSING	ハウジング
COMPL.	COMPLETE	コンプリート	-I-		
CONN.	CONNECTING	コネクティング	I.D.	INSIDE DIAMETER	インサイド ダイアメーター (内径)
CONT.	CONTROL	コントロール	IGN.	IGNITION	イグニッション
CYL.	CYLINDER	シリンダー	INCL.	INCLUDING	インクルーディング
-D-			INJ.	INJECTION	インジェクション
D	DIAMETER	ダイアメーター	INL.	INLET	インレット
D.C.	DIRECT CURRENT	ダイレクト カーレント (直流)	INT.	INTAKE	インテーク
DIAPH.	DIAPHRAGM	ダイヤフラム	-K-		
DISTR.	DISTRIBUTOR	ディストリビューター	KG	KILOGRAM	キログラム
-E-			KM/H	KILOMETER HOUR	キロメートル アワー
			KW	KILOWATT	キロワット

略 語 表
ABBREVIATIONS

略 語 Abbreviations	原 語 Original words		略 語 Abbreviations	原 語 Original words	
-L-			-S-		
L=	LITER (LITRE)	リッター	SPD.	SPEED	スピード
L1=	LENGTH (VERTICAL)	たて寸法	SPR.	SPRING	スプリング
L2=	LENGTH (SIDE)	よこ寸法	SQ.	SQUARE	スクエア (4角形)
L=	LENGTH	レングス (長さ)	STD.	STANDARD	スタンダード
LH.	LEFT HAND	レフト ハンド (左)	SW.	SWITCH	スイッチ
LK.	LOCK	ロック	-T-		
LWR.	LOWER	ロー	T=	THICKNESS	シックネス (厚さ)
-M-			TAP.	TAPPING	タッピング
MAN.	MANUAL	マニュアル	TEMP.	TEMPERATURE	テンプレチャー (温度)
MANIF.	NANIFOLD	マニホールド	T/V	THROTTLE VALVE	スロットバルブ
MTG.	MOUNTING	マウンティング	-U-		
MM	MILLIMETER	ミリメートル	UNSI.	UNDER SIZE	アンダーサイズ
-N-			UPR.	UPPER	アッパー
NO.	NUMBER	ナンバー	-V-		
N.P.N.	NOT PARTS NUMBER	ノット パーツ ナンバー (品番なし)	V	VOLT	ボルト (電圧)
-O-			VAC.	VACUUM	バキューム
O.D.	OUTSIDE DIAMETER	アウトサイド ダイアメーター	VLV.	VALVE	バルブ
OPT	OPTION	オプション	-W-		
OVSI.	OVER SIZE	オーバーサイズ	W	WATT	ワット
-P-			W/	WITH	ウイズ (~付)
PL.	PLAIN	プレーン	WO/	WITH OUT	ウイズアウト (なし)
PS	PFERDESTARKE	馬力	-Z-		
P.T.O.	POWER TAKE OFF	パワー テーク オフ	Z	TEETH	歯数
-R-			&	AND	アンド (~と)
REG.	REGULATOR	レギュレータ	"	INCH	インチ
RET.	RETAINER	リテイナー	#	NUMBER	ナンバー
RH.	RIGHT HAND	ライトハンド			
RHD	RIGHT HAND DRIVE	ライト ハンド ドライブ (右ハンドル車)			
RR.	REAR	リヤ			

REPAIR KIT ENGINE OVERHAUL



REPAIR KIT ENGINE OVERHAUL

ILLUSTRATION & KEY NO.	PART NAME	KIT NO.	587810-7186	I T C	NO KIT NO.	I T C	587810-9612	I T C	NO KIT NO.	I T C	587810-7733
		ENGINE	(84/10-14JA1PA*, PD, PV, PW, 4JB1PA, PA(01-04, 06-17, 19-21), PD, PH, PN-01, PV, PW*, PY-01, PW01, C0)		4JB1 PA18		(84/10-11(NONASB.) 4JA1PV, PW, PW02, 4JB1PV, PW, PW(01-06, 08), (-86/4)JA1PW01.		(NONASB.) (86/5-1) 4JA1PW01		4JB1PA05.
		PER UNIT	PART NO. IN KIT		PART NO. IN KIT		PART NO. IN KIT		PART NO. IN KIT		PART NO. IN KIT
37①-8	S; VALVE STEM	8	512569-0060		←		←		←		←
1①-11	G; CYL HEAD	1	894332-3270		←		←		←		←
2①-24	P; HEAD COVER	1	894247-9031		←		←		←		←
3①-26	P; COVER	3	894153-0510		←		←		←		←
4①-14	P; PLUG	1	90957-14140		←		←		←		←
5①-17	P; PLUG	1	90957-14160		←		←		←		←
7①-21	S; CRANK SHAFT RR	1	894235-3690		←		←		←		←
8②-22, ①-9	P; NIPPLE	3	90957-20080		←		←		←		←
11①-8	S; CRANK SHAFT FRT.	1	509625-0790		←		←		←		←
12①-11	P; CHECK COVER	2	897045-3621		←		897027-6010		←		897045-3621
9③-6	P; G. CASE	1	894475-0120	C	897023-3680		←		←		894475-0120
14③-5-1	P; G. CASE COVER	1	894140-1171		←		←		←		←
16③-7	P; DRAIN PLUG	1	109623-2350		←		←		←		909920-6510
17⑤-8-2	P; BRG. CAP	1	897014-4160		←		←		←		△
22⑤-9	P; OIL PAN	1	511367-0040		←		897020-1540		894152-4521		894152-4521
19⑤-8-1	P; OIL PAN-G. CASE	1	894174-9391		←		←		←		△
15⑤-32	P; COVER	1	911219-2160		△		911219-2160		←		←
23①-18	P; OIL FILTER	1	894425-2980		←		←		←		←
32①-24, ②-24, 3②	P; JOING BOLT	12	90957-20140		←		←		←		←
24①-2	P; OIL PUMP	1	509623-0020		←		←		←		←
33①-19	P; JOINT BOLT	2	90957-14080		←		←		←		←
25③-18	P; WATER PUMP-F. PL	1	894178-0810		←		←		←		←
26③-26	P; OUTLET PIPE	1	894362-2020		←		894365-6740		←		894362-2020
27③-34	P; HOUSING	1	894258-2360		←		894365-6750		←		894258-2360
28③-50, ②-19	P; INLET PIPE	1	894171-8980		←		894365-6762		←		894171-8980
29③-6	P; INL. MANIF.	1	894139-7380		←		897019-5701		←		894139-7380
30③-17	G; EXH. MANIF.	1	894139-5261		←		897016-1000		←		894139-5261
31③-32	P; INL. PIPE	2	897046-0150		△		897035-8830		△		△
31③-32	P; INL. PIPE	2	509637-0281		(1)←		(2)897022-5710		(2)←		509637-0281
38③-12	O-RING; NOZZLE	4	894326-4390		←		←		←		←
39③-13	P; NOZZLE HOLDER	4	894125-8591		←		←		←		←
35③-17	P; INJ. PUMP BRKT	1	894109-7070		←		←		←		←
SP NO			B-6812		-		B-7461				B-6952

C

REPAIR KIT ENGINE TOP OVERHAUL

ILLUSTRATION & KEY NO.	PART NAME	KIT NO. 587811-3950		I T C .	KIT NO. 587811-3941		I T C .	NO KIT NO.		I T C .	NO KIT NO.		I T C .	NO KIT NO.	
		对象 ENGINE	PART NO. IN KIT		对象 ENGINE	PART NO. IN KIT		对象 ENGINE	PART NO. IN KIT		对象 ENGINE	PART NO. IN KIT		对象 ENGINE	PART NO. IN KIT
	S; SEAL G; GASKET P; PACKING O R; O-RING		(84/10-) 4JB1PK-03.		(84/10-) 4JA1PA*, PB*PD, PV, PW* 4JB1PA*, PB*, PD, PF, PH, PKL*, PL*, PN*, PV*, PW*, PY*		(84/10-) (NONASB.) 4JA1PV, PV*, 4JB1PV, PW, PW(01-06, 08).		(NONASB.) 4JB1PW07		(NONASB.) 4JB1P001				
	SP NO		B7757		B7756										
①-8	S; VALVE STEM	8	512569-0060		←		←		←		←		←		←
①-11	G; CYL HEAD	1	894332-3270		←		←		←		←		←		←
①-24	P; HEAD COVER	1	894247-9031		←		←		←		←		←		←
①-26	P; COVER NUT	3	894153-0510		←		←		←		←		←		←
①-26	P; OUTLET PIPE	1	894362-2020		←		894365-6740		←		←		←		←
①-34	P; THERMO HOUSING	1	894258-2360		←		894365-6750		Δ		894365-6750		Δ		894365-6750
①-34	P; THERMO HSG (ORI)	1	Δ		894171-2940		Δ		894171-2940		Δ		Δ		Δ
①-6	P; INL MANIF.	1	894139-7380		←		897019-5701		←		897066-7411		←		897066-7411
①-17	G; EXH. MANIF.	1	894139-5261		←		897016-1000		←		897020-5910		←		897020-5910
①-12	O-RING; NOZZLE	4	894326-4390		←		←		←		←		←		←
①-13	P; NOZZLE HOLDER	4	894125-8591		←		←		←		←		←		←

LINER KIT; CYLINDER

ILLUSTRATION & KEY NO.	PART NAME	PER UNIT		KIT NO. 587810-3840		I T C .	KIT NO. 587810-6421		I T C .	KIT NO. 587810-6270		I T C .	KIT NO. 587810-9070		I T C .	KIT NO.	
		对象 ENGINE	PART NO. IN KIT	对象 ENGINE	PART NO. IN KIT		对象 ENGINE	PART NO. IN KIT		对象 ENGINE	PART NO. IN KIT		对象 ENGINE	PART NO. IN KIT			
																对象 ENGINE	对象 ENGINE
			4JB1.-TURBO.		(88/2-)4JB1 -TURBO.		(91/9-)4JB1. -TURBO.		4JB1PTQ,TPA, TPB,TPX.								
	SP. NO.		B3675		B6647		C2002		B7335								
②-2	LINER; CYL	4	894247-8612		←		←		←		←		←		←		←
②-3	PISTON;	4	894152-7110	C	894433-1771		←		894340-6202		←		897029-8640		←		←
②-5	RING SET; PISTON	4	894247-8671		←		←		894457-1580		←		894457-1580		←		←
②-10	BUSH; CONN. ROD	4	894247-9680	A	894419-4550		←		894457-0080		←		894457-0080		←		←
②-12	PIN; PISTON	4	894247-9700		←		894454-4790	C	894460-6870		←		894460-6870		←		←
②-13	SNAP RING	8	894133-9690		←		←		←		←		←		←		←

KIT にて補給する部品 (補給形態F)

PARTS LIST TO BE SUPPLIED BY KIT OR SET (SHAPE CODE;F)

717・キ- NO. FIG. & KEY NO.	部 品 名 称 PARTS NAME	補 給 形 態 品 番 SHAPE CODE PARTS NO.	単 位 数 PER UNIT	切 換 ・ 期 日 EFF. DATE	KITの内容に含まれる部品のKEY NO. KEY NO. OF THE PARTS CONTENT IN KIT	アッセンブリ品番 ASSEMBLY PARTS NO.
⑥-2	ROTOR SET; OIL PUMP	5-13120-011-0	1	(-86-1)		513100-061* 894152-157* 894170-122* 894428-798*
		8-94455-493-0	1	(-88-10)		
		8-94455-495-0	1	(-89-11)		
⑥-3	REPAIR KIT; OIL PUMP	8-97044-112-0	1	(89-12-) OR (93-6-)		894362-923* 894443-227*
⑥-2	ROTOR SET; OIL PUMP	8-94452-552-0	1	(-88-10)		
		8-97020-942-0	1	(-89-11)		
⑥-3	REPAIR KIT; OIL PUMP	8-97044-948-0	1	(89-12-)		897029-727*
⑥-3	REPAIR KIT; OIL PUMP	N. P. N	1			897065-232*
⑫-3	REPAIR KIT; WATER PUMP	8-97028-597-0	1			894170-125*
		8-94322-794-0(C) (8-94464-914-0)	1			894423-753* 894338-848* 894461-173*
		8-97028-596-0	1			894129-332*
		8-97045-181-0	1			897029-107*
		5-87810-279-0	1			894140-341*

長尺物で補給する部品(補給形態H)

SUPPLY LIST OF LONG SIZE PARTS (SHAPE CODE; H)

イラスト& KEY NO. ILLUSTRATION & KEY NO.	補給形態品番 SHAPE CODE PARTS NO.	部品名称 PARTS NAME	単位数 PER UNIT
② A-51-1 ② B-51-1	909913-8440	VINYL PIPE; φ9×φ6×2.5m	1
② B-51-1 ⑩-69-1	909914-9090	VINYL PIPE; φ9×φ6×10m	1
⑬ B-33	001258-3000	RUBBER HOSE; φ14.9×φ7.2×3m	1
⑬ A-46 ⑬ B-46	001259-3050	RUBBER HOSE; φ17.0×φ9.3×3.05m	1
⑬ A-46-1 ⑬ B-46-1	509361-1391	RUBBER HOSE; φ16.7×φ9.0×3.05m	1

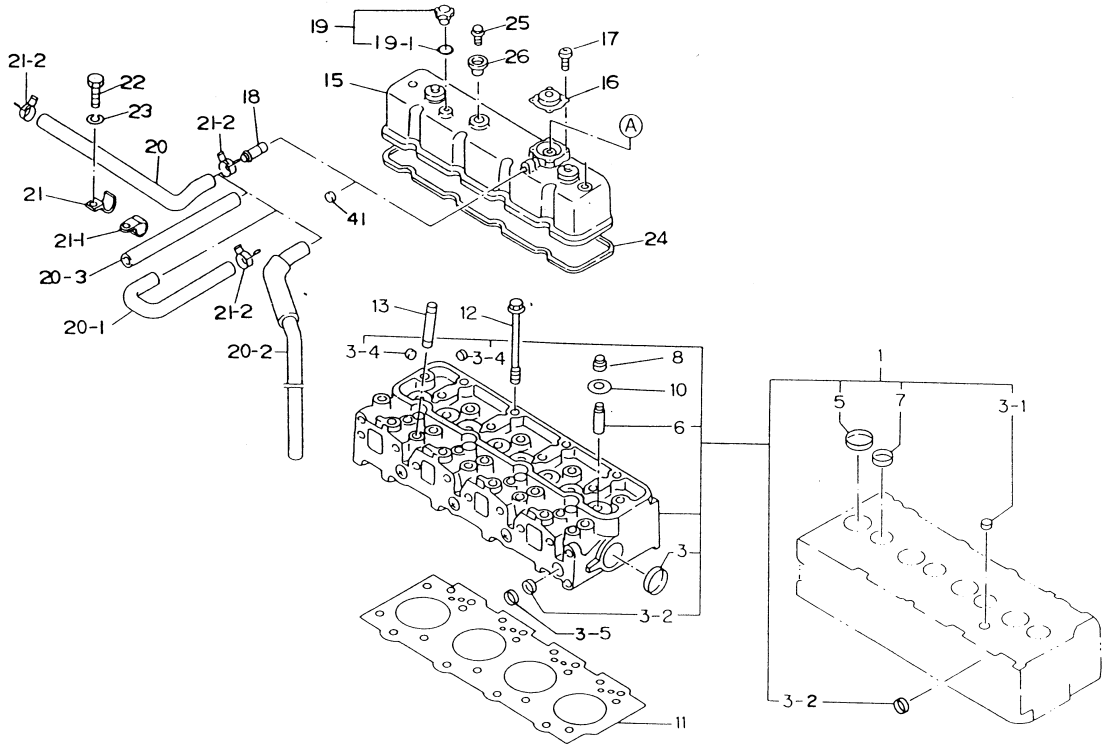
組 互 換 性 部 品 案 内

INFORMATION OF INTERCHANGEABILITY IN SET

ガイドマーク GUIDE MARK	フィグ&キーNO. FIG. & KEY NO.	品 名 PARTS NAME	旧 品 番 個 数 OLD P. NO. Q'TY	組 互 換 性 ITC	新 品 番 個 数 NEW P. NO. Q'TY	備 考 REMARKS
1	1AB -15	COVER ASM.; CYL.	894133-4852 1	A	894476-6960 1	
	OR	COVER ASM.; CYL.	894461-1751 1		—	
	1AB -19	CAP; OIL FILLER	894239-1510 1		894133-2075 1	
-	7AB - 3	PISTON	894152-7110 4	C	894433-1771 4	
	7AB - 3	PISTON	894152-7121 4	C	894441-9641 4	
	7B - 3	PISTON	894169-8850 4	C	894335-6190 4	
2	4AB -5-1	HOUSING; FLYWHEEL	911341-6300 1	C	897069-8070 1	
	4AB -25	PLUG; TACHO. SENSOR	—		109605-0800 1	
	4AB -26	GASKET; PLUG	—		90957-14200 1	
3	10A -19	BOLT	05014-08300 4	C	05004-08450 4	
	10A -17	SPACER	—		894332-7461 1	
	10A -18	PACKING	—		894430-9301 1	
4	7AB -12	PIN; PISTON	894247-9700 4	C	894454-4790 4	
5	7B -23	PULLEY; CRANKSHAFT	894376-1861 1	A	894381-3041 1	
	7B -27	BUSH; CRANKSHAFT	894319-3310 1		—	

1

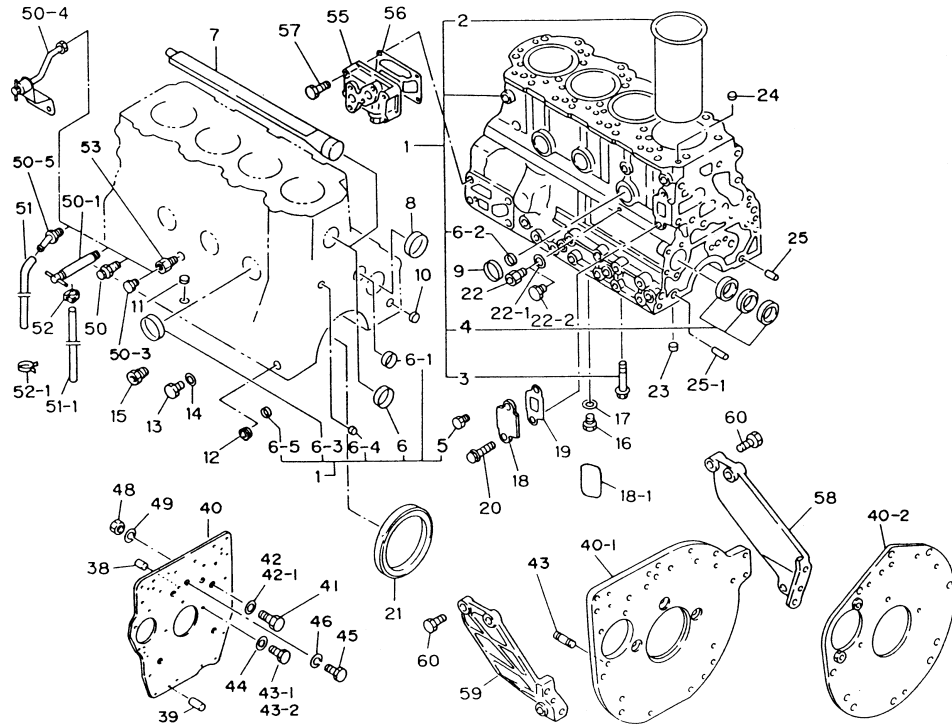
CYL. HEAD & COVER OTHER PARTS (HEAD COVER)



Key No.	Part No.	Part Name	Per Unit	L	S • C	I T C	Remarks	NOTE
1	894125-3526	HEAD ASM. ; CYL. (PA06S)	1		A			
1	894431-5230	HEAD ASM. ; CYL.	1		A	B	(88-7-)	
3	109600-0051	CUP ; SEALING, D=45	1	1	A			
3 1	511129-0060	CUP ; SEALING, D=16	3	1	A			
3 2	109600-0112	CUP ; SEALING, D=22	7	1	A			
3 4	509600-0130	CUP ; SEALING, D=12	5	1	A			
3 5	511219-0150	CUP ; SEALING, D=32	2	1	A			
5	894130-5580	SEAT ; VALVE, INSERT, INLET	4	1	A			
6	511721-0160	GUIDE ; VALVE, INL. AND EXH.	8	1	A			
7	894130-5590	SEAT ; VALVE, INSERT, EXH.	4	1	A			
8	512569-0060	SEAL ; VALVE, STEM	8		A			@
10	512563-0010	SEAT ; SPRING, LOWER	8		A			
11	894433-7320	GASKET ; CYL. HEAD (PA06S)	1		A	C	(87-12-)	@
11	894332-3270	GASKET ; CYL. HEAD	1		A	C	(88-2-)	@
12	894433-7160	BOLT ; CYL. HEAD (PA06S)	18		A			
12	894247-3551	BOLT ; CYL. HEAD, M11 L=122	18		A	C	(87-12-)	
13	109300-0400	STUD ; NOZZLE FIX. (PA06S)	4		A	D	(-87-8)	
15	894133-4852	COVER ASM. ; CYL. HEAD (PA06S)	1		A			
15	894476-6960	COVER ASM. ; CYL. HEAD	1		A	B	(91-3-)	1
16	894250-1720	VALVE ; VENTILATION	1		A			
17	903910-4080	SCREW ; VENTILATOR FIX.	4		A			
18	894250-6151	PIPE ; BREATHER	1		A			
19	894239-1510	CAP ; OIL FILLER (PA06S)	1		A			
19	894133-2075	CAP ASM. ; OIL FILLER	1		A	B	(91-3-)	1
19 1	894123-6231	PACKING ; OIL FILLER CAP	1	1	A	E	(91-3-)	
20 2	894447-5930	HOSE ; RUBBER, PCV L=1000 (PA06S)	1		A	B	(86-3-)	
20 2	894465-6600	HOSE ; RUBBER, PCV L=920	1		A	C	(88-11-)	
21 2	894121-1130	CLIP ; HOSE FIX. , D=20-24 (PA06S)	2		A			
21 2	894121-1130	CLIP ; HOSE FIX.	1		A		(86-3-)	
23	909150-5080	WASHER ; SPR. (PA06S)	1		A			
24	894247-9031	PACKING ; HEAD COVER (PA06S)	1		A			@
25	894158-1080	NUT ; CAP, CYL. HD. (PA06S)	3		A			
25	894173-4300	NUT ; SPECIAL, CYL. HD.	3		A	A	(91-12-)	
26	894153-0510	PACKING ; HD. COVER FIX.	3		A			@

2

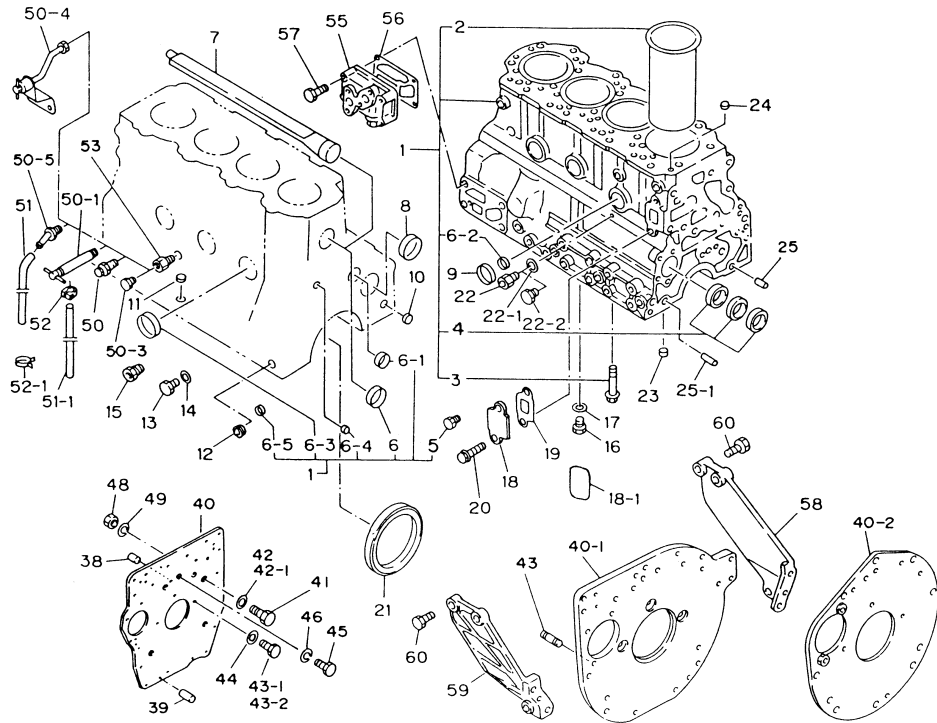
CYLINDER BLOCK & OTHER PARTS



Key No.	Part No.	Part Name	Per Unit	L	S	I	T	C	Remarks	NOTE
1	894471-8792	BLOCK ASM. ; CYL. (PA06S)	1		A					
1	894437-3974	BLOCK ASM. ; CYL. (PA06S)	1		A				(88-7-)	
1	894437-3976	BLOCK ASM. ; CYL.	1		A				(92-10-)	
2	894247-8612	LINER ; CYL.	4	1	A					@
3	894432-6420	BOLT ; CYL. BLOCK-BRG CAP	10	1	A					
4	894427-1961	METAL SET ; CAM, STD.	1	1	A					
4 1	894427-1981	METAL SET ; UNSI. =0.50	1	1	A					
4 2	894427-2001	METAL SET ; UNSI. =1.00	1	1	A					
5	909664-0010	PLUG ; WATER DRAIN, PT1/4	1	1	A					
6	511219-0180	CUP ; SEALING, D=36	1	1	A					
6 1	511219-0170	CUP ; SEALING, D=38	1	1	A					
6 2	511219-0080	CUP ; SEALING, D=18	3	1	A					
6 3	109600-0051	CUP ; SEALING, D=45	3	1	A					
6 4	509600-0130	CUP ; SEALING, D=12	1	1	A					
6 5	511219-0150	CUP ; SEALING, D=32	2	1	A					
7	894471-3580	WATER DUCT	1		A					
8	894250-5140	CUP ; SEALING, D=56	1		A					
9	511219-0180	CUP ; SEALING, D=36	3		A					
10	511129-0060	CUP ; SEALING, D=16	2		A					
11	511129-0030	CUP ; SEALING, D=15.6	1		A					
12	509605-0192	PLUG ; TAPER OIL GALL. PT1/8	2		A					
13	999202-3140	PLUG ; OIL GALLERY	1		A					
13	999202-3160	PLUG ; OIL GALLERY	1		A					
14	909571-4140	PACKING ; PLUG (PA06S)	1		A					@
16	999202-3160	PLUG ; SCREW, OIL JET, L=12	1		A					
17	909571-4160	PACKING ; PLUG	1		A					@
21	894214-9130	SEAL ; OIL, CRANK, RR. (PA06S)	1		A					@
21	894235-3690	SEAL ; OIL, CRANK, RR.	1		A			A	(85-12-)	@
22	894130-0211	NIPPLE, INJ. PUMP, OIL FEED	1		A					@
22 1	909572-0080	PACKING ; NIPPLE	1		A					@
23	909878-5970	PIN ; CYL. BLOCK TO CASE	2		A					
24	894453-3440	DOWEL ; CYL. BLOCK-HEAD	2		A					
25	908151-0200	PIN ; STRAIGHT, FRT., PLATE	2		A					
38	908161-0320	PIN ; STRAIGHT, RR. PLATE OR HSG	1		A					
40 2	894418-1553	PLATE ; RR. CYL. BLOCK (PA06S)	1		A					

2

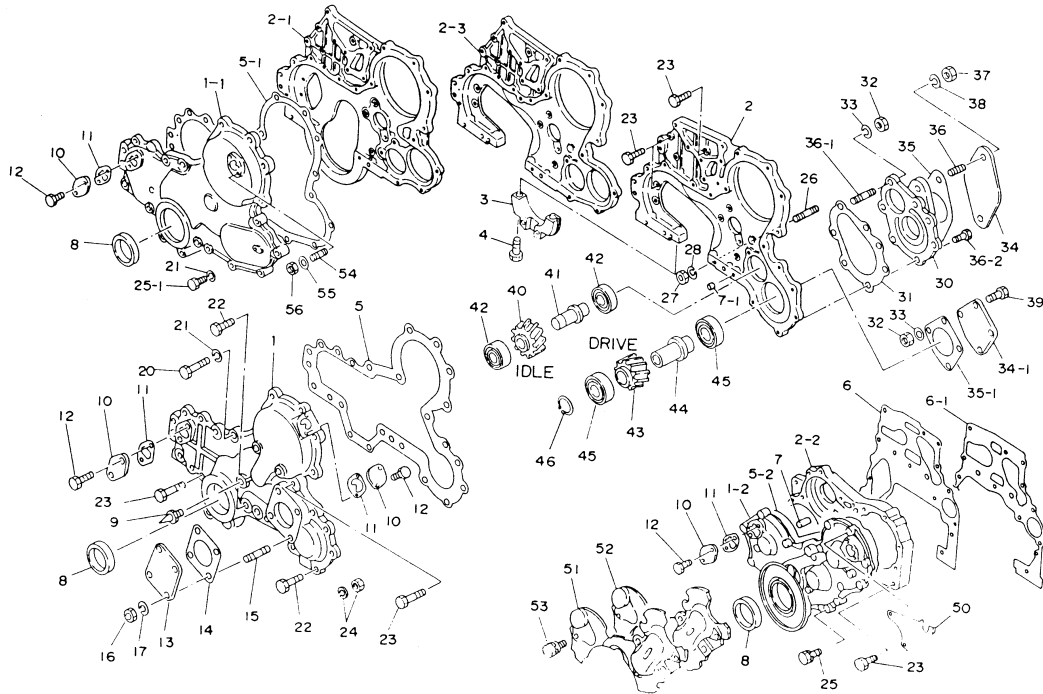
CYLINDER BLOCK & OTHER PARTS



Key No.	Part No.	Part Name	Per Unit	L	S	C	I	T	C	Remarks	NOTE
41	909606-5350	BOLT ; REAMER, L=43	1		A				B		
43 1	509000-2270	BOLT ; RR. PLATE, 7T, L=25 (PA06S)	3		A						
43 2	901911-2300	BOLT ; SEMS, RR. PLATE (PA06S)	2		A						
43 2	050041-2300	BOLT ; SEMS, RR. PLATE (PA06S)	2		A				A	(90-5-)	
44	909150-8120	WASHER ; SPR. (PA06S)	3		A				D		
45	901911-0250	BOLT ; SEMS, RR. PLATE (PA06S)	3		A						
45	050041-0250	BOLT ; SEMS, RR. PLATE (PA06S)	3		A				A	(90-3-)	
48	909110-4100	NUT ; REAMER BOLT FIX.	1		A						
49	909150-5100	WASHER ; SPR.	1		A						
50	894422-6000	COCK ASM. ; WATER DRAIN	1		A						

3

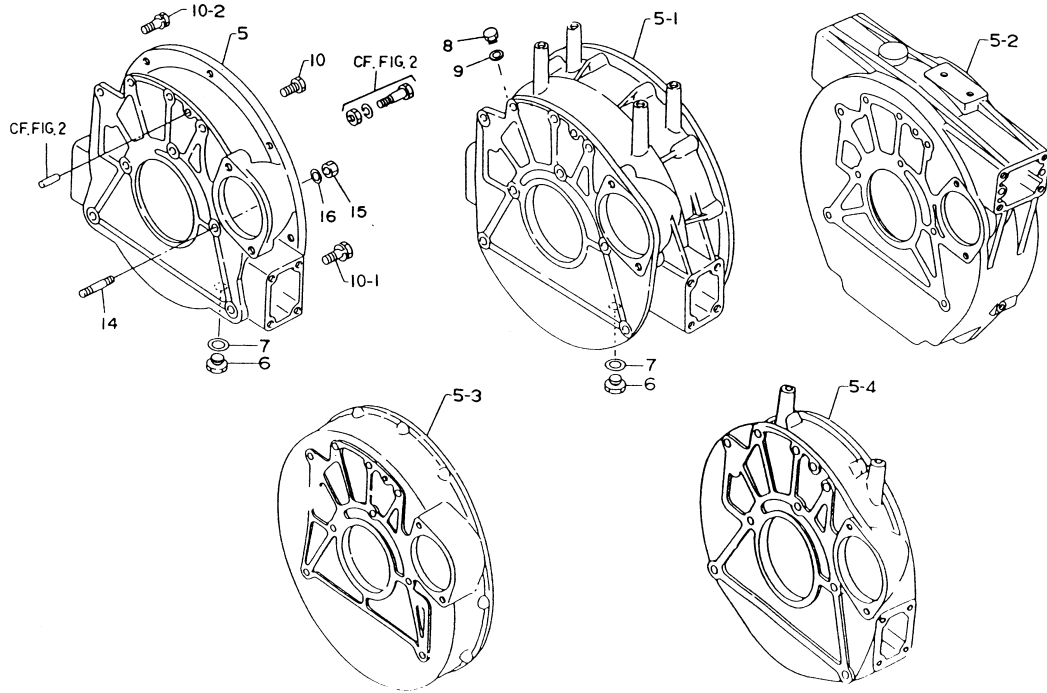
TIMING GEAR CASE & OTHER PARTS



Key No.	Part No.	Part Name	Per Unit	L	S	I	T	Remarks	NOTE
					C				
1 2	894155-3602	COVER ; GEAR CASE	1		A				
2 2	894428-7992	GEAR CASE ; TIMING	1		A				
5 2	894140-1171	O-RING ; G. CASE TO COVER	1		A				
6	894475-0120	PACKING ; G. CASE-C/BLOCK	1		A				@
7	908151-0200	PIN ; STRIGHT	2		A		C	(87-8-)	@
8	509625-0790	SEAL ; OIL, CRANK FRT. OD=68	1		A				@
10	511321-0090	COVER ; TIMING CHECK, 7 x 2	2		A				
11	911322-8020	PACKING ; CHECK COVER, 7 x 2 (PA06S)	2		A				
11	894107-5860	PACKING ; CHECK COVER, 7 x 2 (PA06S)	2		A		C	(89-9-)	
11	111282-0130	PACKING ; CHECK COVER, 7 x 2	2		A		C	(90-5-)	@
12	901900-6140	BOLT ; SEMS, COVER (PA06S)	4		A				
12	050040-6140	BOLT ; SEMS, COVER	4		A		A	(92-5-)	
21	909150-5120	WASHER ; SPR. (PA06S)	1		A		D	(- 86-6)	
23	050040-8450	BOLT ; SEMS, CASE TO PLATE (PA06S)	7		A		D		
23	901910-8200	BOLT ; GEAR CASE-BODY (PA06S)	6		A				
23	050040-8200	BOLT ; GEAR CASE-BODY	6		A		A	(90-3-)	
23	901910-8450	BOLT ; GEAR CASE-BODY (PA06S)	2		A				
23	050040-8450	BOLT ; GEAR CASE-BODY	2		A		A	(90-3-)	
25	901910-8320	BOLT ; SEMS, COVER FIX. (PA06S)	8		A		A	(90-3-)	
25	050040-8320	BOLT ; SEMS, COVER FIX.	8		A		A	(90-3-)	
25	894205-9861	BOLT ; SEMS, COVER FIX. L=65	6		A				
25	509000-1580	BOLT ; SEMS, COVER FIX. L=60 (PA06S)	1		A				
25	050040-8800	BOLT ; SEMS, COVER FIX. L=60	1		A		A	(90-10-)	
25 1	995821-2550	BOLT ; COVER FIX. M12 L=55	1		A				
51	894155-7211	COVER ASM. ; GEAR CASE	1		A				
52	894155-7222	SPACER ; RUBBER, G/C COVER	1		A				
53	901970-6180	BOLT ; COVER (PA06S)	4		A				
53	050140-6180	BOLT ; COVER	4		A		A	(90-3-)	

4

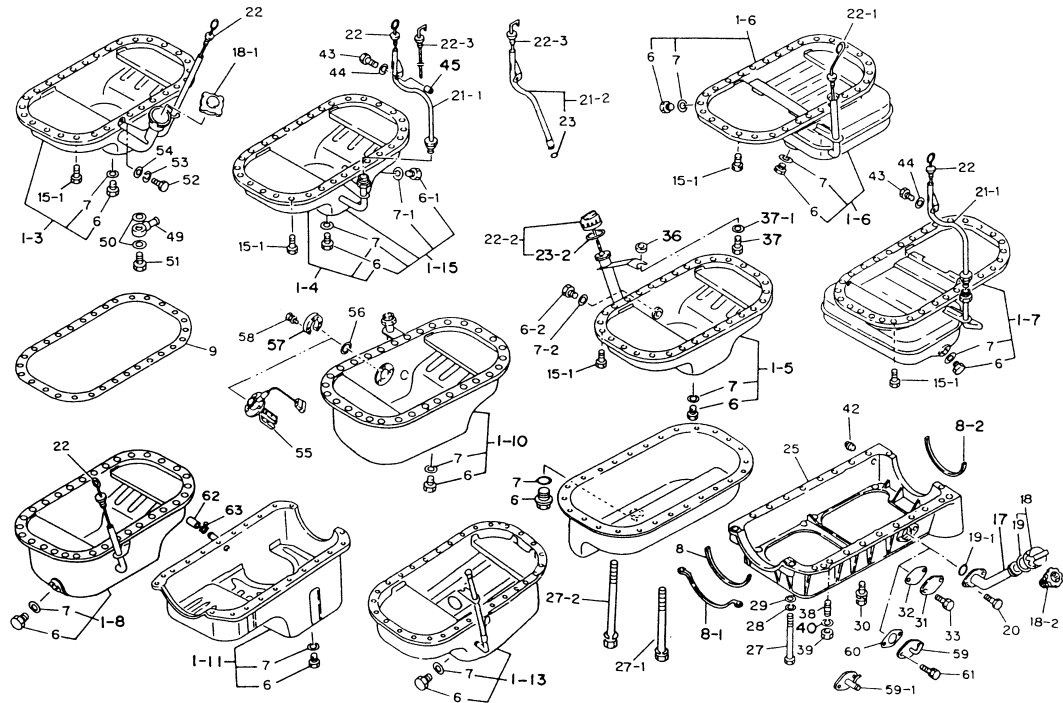
FLYWHEEL HOUSING & OTHER PARTS



Key No.	Part No.	Part Name	Per Unit	L	S · C	I T C	Remarks	NOTE
5	894318-4072	HOUSING ; FLYWHEEL	1		A			
6	999202-3120	PLUG ; SCREW (PA06S)	1		A			
7	909571-4120	GASKET (PA06S)	1		A			
7	909571-4120	GASKET (PA20)	1		A	A		
10	509000-2270	BOLT ; HOUSING FIX. L=25 (PA20)	3		A			
10 1	050041-2300	BOLT ; HOUSING FIX. (PA20)	2		A	A	(90-3-)	
10 2	050041-0300	BOLT ; HOUSING FIX.	3		A	A	(90-3-)	

5

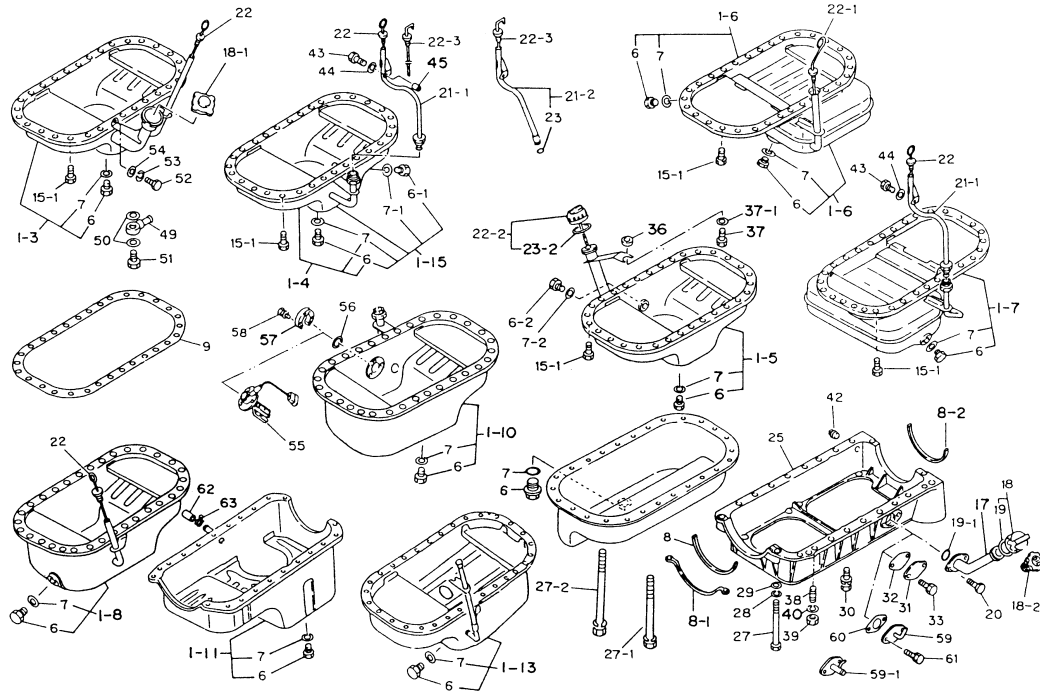
OIL PAN & OTHER PARTS (OIL LEVEL GAUGE)



Key No.	Part No.	Part Name	Per Unit	L	S	I	T	Remarks	NOTE
					•	C	C		
1 4	894428-7960	OIL PAN ASM.	1		A	A		(93-11-)	
1 5	511360-3543	OIL PAN ASM. (PA06S)	1		A	A		(93-11-)	
6	909662-0120	PLUG ; OIL DRAIN, W/FLANGE	1	1	A	B		(93-11-)	
6	999202-3200	PLUG ; OIL DRAIN, L=12 (PA20)	1	1	A	A			
6	999202-3200	PLUG ; OIL DRAIN, WO/MAG. (PA06S)	1	6	A	A		(92-5-)	
6 2	999202-3160	PLUG ; OIL DRAIN (PA06S)	1		A				
7	109623-2350	PACKING ; O-RING, ID=16.8 (PA06S)	1	1	A	B		(88-4-)	@
7	109623-2350	PACKING ; O-RING, ID=16.8	1	1	A	A		(88-8-)	@
7 2	909571-4160	PACKING ; PLUG (PA06S)	1		A				@
8 1	897120-9330	PACKING ; C / CASE-G/CASE	1		A				@
8 2	894147-5280	PACKING ; C / CASE-METAL CAP (PA06S)	1		A				@
8 2	897014-4160	PACKING ; C / CASE-METAL CAP	1		A	C		(90-1-)	@
9	511367-0040	PACKING ; OIL PAN-C / CASE	1		A	B			@
15 1	901910-6160	BOLT ; SEMS, OIL PAN L=16 (PA06S)	30		A				
15 1	050040-6160	BOLT ; SEMS, OIL PAN L=16	30		A	A		(90-3-)	
19	909920-6090	PACKING ; CAP (PA06S)	1	1	A				
21 1	894468-5170	TUBE ; GUIDE, LEVEL GAUGE (PA06S)	1		A	A			
21 1	894468-5170	TUBE ; GUIDE, LEVEL GAUGE (PA20)	1		A	A			
22	111760-1860	GAUGE ASM. ; OIL LEVEL L=622	1		A				
22 2	894369-3730	GAUGE ASM. ; OIL LEVEL (PA06S)	1		A	C			
25	894428-7953	CASE ; CRANK	1		A				
27	909801-2020	BOLT ; CRANK, CASE, L=119 (PA06S)	2		A				
27	897015-5151	BOLT ; CRANK, CASE, L=119	2		A	C		(89-11-)	
27	509000-0870	BOLT ; SEMS, CR / CASE, L=100 (PA06S)	2		A				
27	050140-8000	BOLT ; CRANK CASE	2		A	A		(90-5-)	
30	901970-8250	BOLT ; CRANK CASE (PA06S)	15		A				
30	901970-8450	BOLT ; CRANK CASE (PA06S)	2		A				
30	050140-8250	BOLT ; CRANK CASE	16		A	A		(90-3-)	
30	050040-8300	BOLT ; CRANK CASE (PA06S)	1		A	A		(90-3-)	
31	911219-2150	COVER ; CRANK CASE (PA06S)	1		A	D		(-88-8)	
32	911219-2160	PACKING ; COVER (PA06S)	1		A	D		(-88-8)	@
33	901910-8180	BOLT ; COVER FIX. (PA06S)	2		A	D		(-88-8)	
36	914149-1730	SPACER ; OIL PAN-O/FILL. T=5 (PA06S)	1		A				
37	901910-8300	BOLT ; SPACER FIX. (PA06S)	1		A	D			
37 1	909164-7080	WASHER ; PL. (PA06S)	1		A				

5

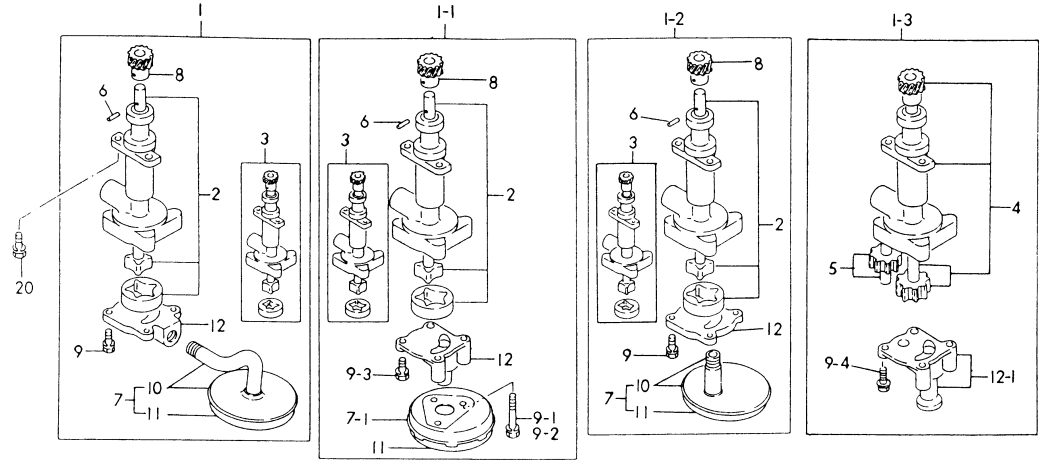
OIL PAN & OTHER PARTS (OIL LEVEL GAUGE)



Key No.	Part No.	Part Name	Per Unit	L	S	C	I	T	C	Remarks	NOTE
38	904110-8400	STUD ; CRANK CASE FIX.	2		A				B	(89-5-)	
39	909110-4080	NUT ; CRANK CASE FIX.	2		A						
40	909150-5080	WASHER, SPR.	2		A						

6

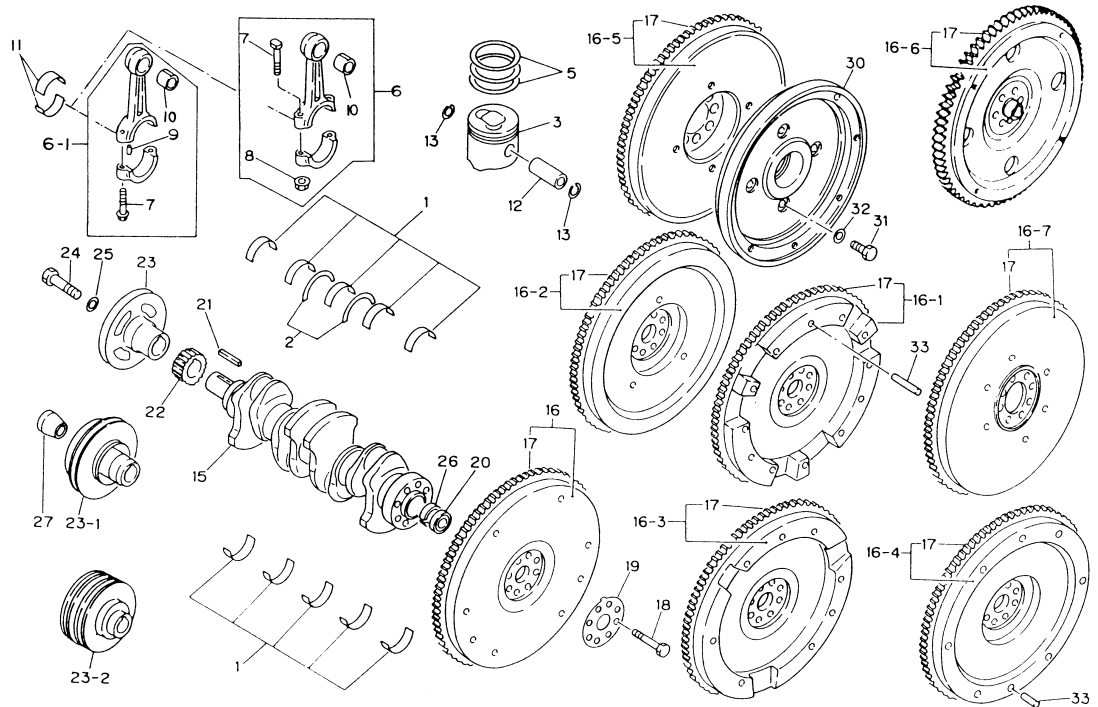
OIL PUMP & FIXING PARTS



Key No.	Part No.	Part Name	Per Unit	L	S	I	T	C	Remarks	NOTE
1	894428-7982	PUMP ASM. ; OIL W / STRAINER (PA06S)	1		A				(-89-11)	
1	894428-7983	PUMP ASM. ; OIL W / STRAINER	1		A	A			(-89-11)	
2	894455-4950	ROTOR SET (PA06S)	1	1	A				(-89-11)	
3	897044-1120	REPAIR KIT ; OIL PUMP	1	1	A	C			(-89-12)	
6	909878-0840	PIN ; PINION (PA06S)	1	1	A		D		(-89-12)	
7	913140-1200	STRAINER ASM.	1	1	A					
8	513128-0100	PINION (PA06S)	1	1	A		D		(-89-11)	
8	N. P. N.	PINION	1	1	F					@
9	901900-8250	BOLT ; COVER FIX. , L=25	4	1	A					
10	894338-0790	PIPE ASM.	1	1	A					
11	913143-0100	GAUZE	1	1	A					
12	913113-0771	COVER ; OIL PUMP	1	1	A					
20	901970-8250	BOLT ; OIL PUMP-CYL. BLOCK (PA06S)	2		A				(-90-2)	
20	050140-8250	BOLT ; OIL PUMP-CYL. BLOCK	2		A	A				

7

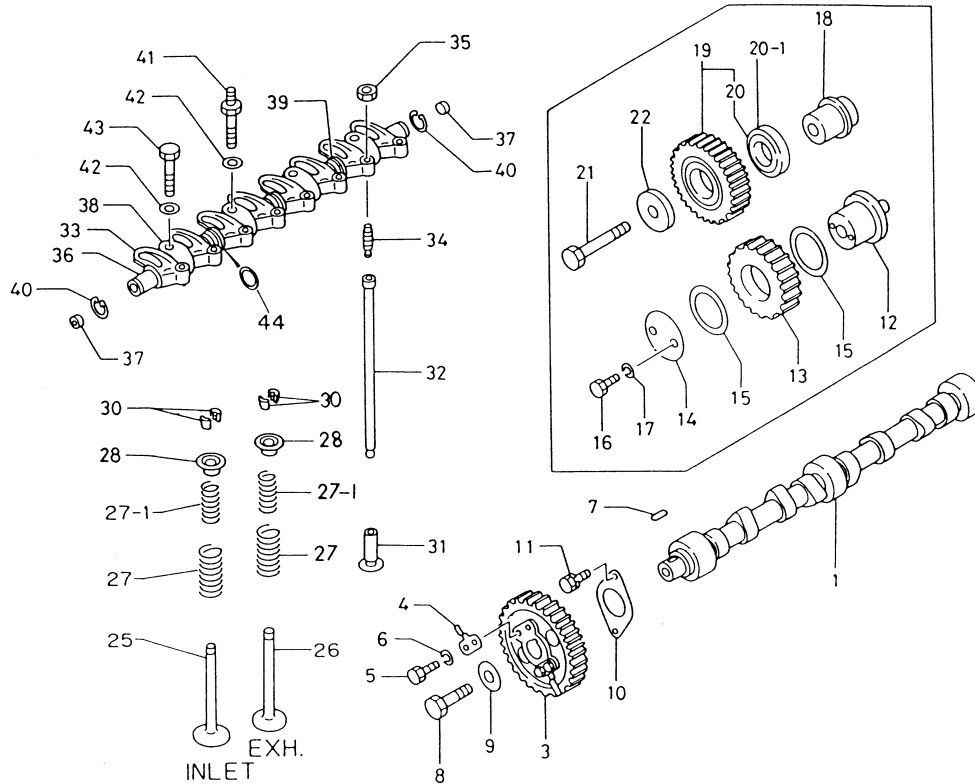
CRANK SHAFT, CRANK METAL, PISTON, CONN. ROD & FLY WHEEL



Key No.	Part No.	Part Name	Per Unit	L	S · C	I T C	Remarks	NOTE
1	894168-5520	METAL KIT ; CRANK (NO UNSI.)	1		A			
2	894168-5540	METAL KIT ; THRUST (PA06S)	1		A			
2	894453-7620	METAL KIT ; THRUST	1		A	A	(88-8-)	
3	894152-7110	PISTON (PA06S)	4		A			@
3	894433-1771	PISTON	4		A	B	(88-2-)	@
5	894247-8671	RING SET ; PISTON	4		A			@
6	894247-9652	ROD ASM. ; CONN. (PA06S)	4		A			
6	894329-6921	ROD ASM. ; CONN.	4		A	B	(88-3-)	
7	512235-0090	BOLT ; CONN. ROD (PA06S)	8	1	A			
7	894419-7291	BOLT ; CONN. ROD	8	1	A	A	(88-3-)	
8	509409-0160	NUT ; CONN. ROD	8	1	A			
10	894247-9680	BUSH ; CONN. ROD (PA06S)	4	1	A			@
10	894419-4550	BUSH ; CONN. ROD	4	1	A	A	(88-3-)	@
11	894125-7470	METAL SET ; CONN. ROD (PA06S)	4		A			@
11	894324-1590	METAL SET ; CONN. ROD	4		A	C	(88-3-)	@
12	894247-9700	PIN ; PISTON, ID=18 (PA06S)	4		A			@
12	894454-4790	PIN ; PISTON, ID=16	4		A	B	(91-9-) 4	@
13	894133-9690	SNAP RING	8		A			@
15	894123-3493	CRANK SHAFT D=70 TUFFT (PA06S)	1		A			
15	894443-6620	CRANK SHAFT D=70 TUFFT	1		A	A	(90-2-)	
16 4	894410-4072	FLYWHEEL ASM. (PA06S)	1		A	C	(88-8-)	
16 4	894410-4072	FLYWHEEL ASM. (PA20)	1		A			
17	894419-6020	GEAR ; RING, Z=108	1	1	A			
18	897065-9841	BOLT ; FLYWHEEL FIX. (PA06S)	8		A	C	(94-1-)	
18	897065-9841	BOLT ; FLYWHEEL FIX.	8		A			
19	894142-1561	WASHER ; FLYWHEEL	1		A			
21	908030-7430	KEY ; FEATHER	1		A			
22	512521-0250	GEAR ; CRANK SHAFT	1		A			
23 1	894429-4230	PULLEY ; CRANK SHAFT, D=145	1		A			
24	909802-6060	BOLT ; CRANK PULLEY, L=37 (PA06S)	1		A			
24	509000-2732	BOLT ; CRANK PULLEY, L=29	1		A	C	(90-5-)	
25	509503-1270	WASHER ; PULLEY BOLT (PA06S)	1		A			

9

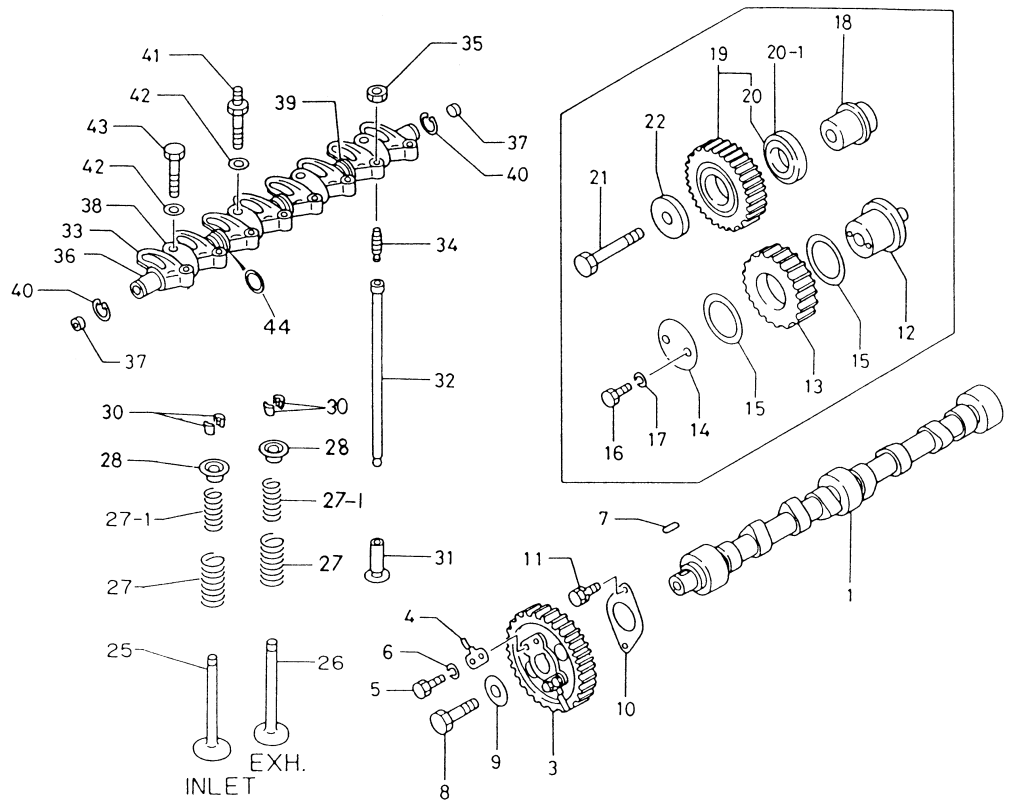
VALVE MECHANISM (CAMSHAFT, IDLE GEAR, ROCKER ARM)



Key No.	Part No.	Part Name	Per Unit	L	S · C	I T C	Remarks	NOTE
1	894127-7973	CAMSHAFT	1		A			
3	894110-4791	GEAR ; CAMSHAFT (PA06S)	1		A			
3	894326-3510	GEAR ; CAMSHAFT	1		A	C	(88-5-)	
7	908000-7180	KEY ; FEATHER	1		A			
8	509000-0690	BOLT ; CAM GEAR, B=21 L=47	1		A			
9	512519-0021	WASHER ; CAM GEAR, T=8	1		A			
10	894110-4801	PLATE ; THRUST	1		A			
11	901910-8160	BOLT (PA06S)	2		A			
11	050040-8160	BOLT	2		A	A	(90-3-)	
12	894139-7581	SHAFT ; IDLE GEAR, A	1		A			
13	894450-0971	GEAR ; W / BUSH, IDLE A	1		A			
14	894141-9371	COLLAR ; THRUST, IDLE GEAR	1		A			
16	509000-0841	BOLT ; IDLE SHAFT, L=55	2		A			
18	894109-9131	SHAFT ; IDLE GEAR, B	1		A			
19	894139-7610	GEAR ; W / BRG. , B (PA06S)	1		A			
19	894369-6420	GEAR ; W / BRG. , IDLE B	1		A	C	(88-10-)	
20	894110-2710	BEARING ; IDLER	1	1	A			
21	894109-7061	BOLT ; SHAFT, L=67	1		A			
22	512519-0021	WASHER ; IDLE FIX. , T=8	1		A			
25	894133-2751	VALVE ; INLET	4		A			
26	894247-8751	VALVE ; EXH.	4		A			
27	894252-5361	SPRING ; VALVE, OUTER	8		A			
28	894133-7312	SEAT ; VALVE SPRING	8		A			
30	512565-0040	COLLAR ; SPLIT	16		A			
31	894438-3050	TAPPET	8		A			
32	894143-2020	ROD ; PUSH	8		A			
33	894152-3440	ROCKER ARM	8		A			
34	894152-2830	SCREW ; ADJ.	8		A			
35	909111-5080	NUT ; ADJ. SCREW LOCK	8		A			
36	894152-3460	SHAFT ; ROCKER ARM	1		A			
37	912626-0050	PLUG ; END, ROCKER SHAFT	2		A			
38	894152-3451	BRKT. ; ROCKER SHAFT	4		A			
39	894433-3030	SPRING ; ROCKER ARM	3		A			
40	909180-0190	RING ; SNAP	2		A			
41	894133-9722	BOLT ; ROCKER ARM (PA06S)	3		A			

9

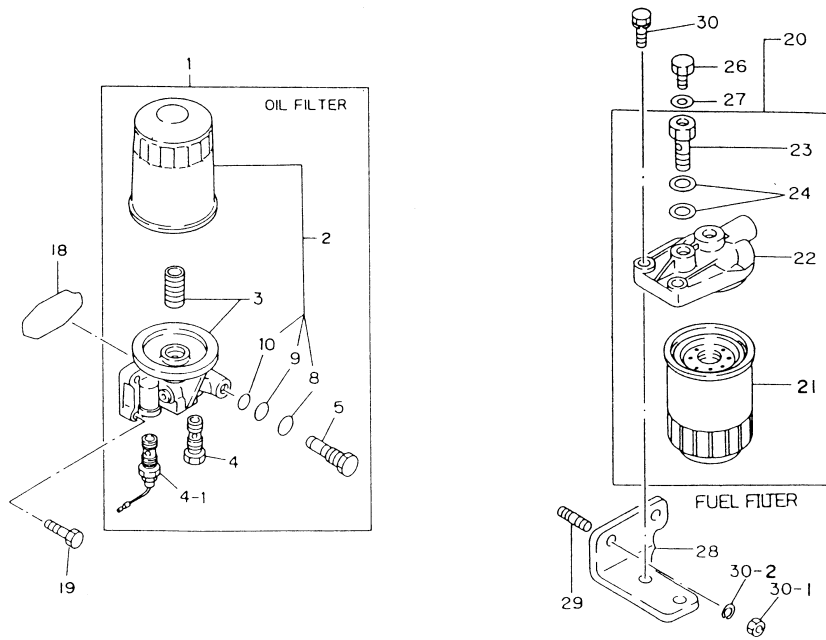
VALVE MECHANISM (CAMSHAFT, IDLE GEAR, ROCKER ARM)



Key No.	Part No.	Part Name	Per Unit	L	S	I	T	Remarks	NOTE
					C	C			
41	894433-3040	BOLT ; ROCKER ARM, M10 L=60	3		A	C		(88-7-)	
42	909651-1160	WASHER ; PLAIN (PA06S)	4		A				
42	909164-0100	WASHER ; PLAIN	4		A	C		(88-7-)	
43	901066-0600	BOLT ; ROCKER ARM (PA06S)	1		A				
43	894433-3020	BOLT ; ROCKER ARM, L=60	1		A	C		(88-7-)	

10

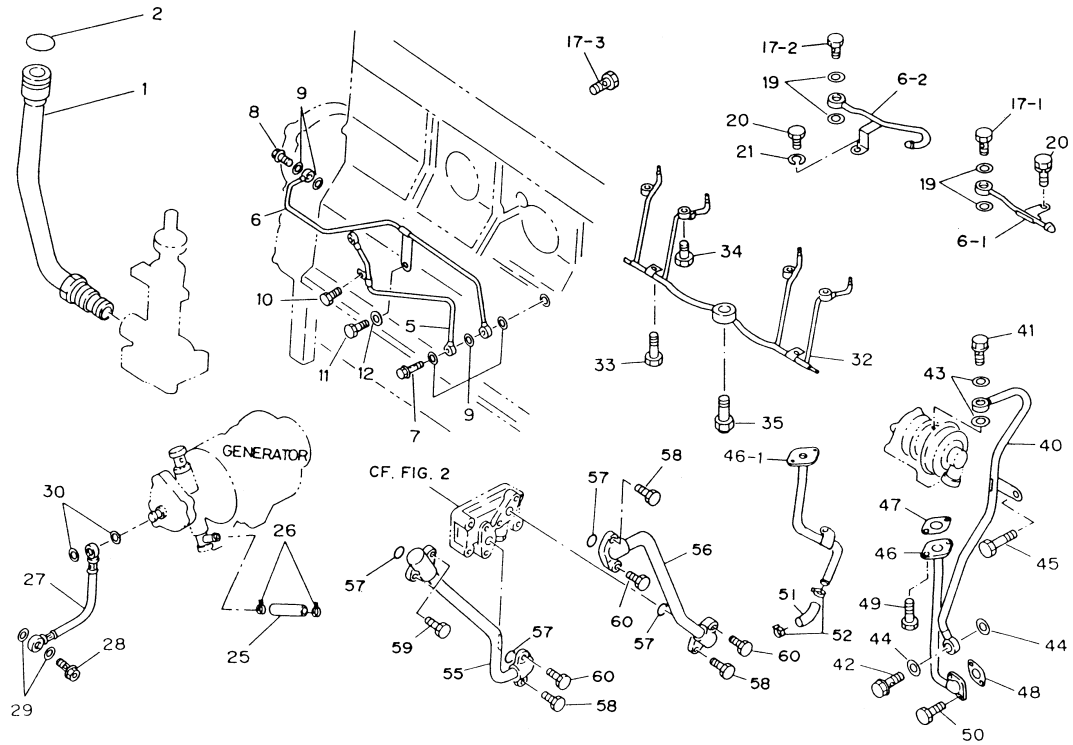
OIL FILTER & FUEL FILTER (FIXING PARTS)



Key No.	Part No.	Part Name	Per Unit	L	S · C	I T C	Remarks	NOTE
1	894316-3420	FILTER ASM. ; OIL (PA06S)	1		A			
1	894462-1371	FILTER ASM. ; OIL (PA20)	1		A			
1	894462-1371	FILTER ASM. ; OIL (PA06S)	1		A	A	(93-11-)	
2	894428-9310	CARTRIDGE KIT ; OIL FILTER D=102 (PA06S)	1	1	A			
2	897049-7080	CARTRIDGE KIT ; OIL FILTER D=90 (PA20)	1	1	A			
2	897049-7080	CARTRIDGE KIT ; OIL FILTER D=90 (PA06S)	1	1	A	B	(93-11-)	
3	894316-3430	BODY ASM. (PA06S)	1	1	A			
3	894329-6220	BODY ASM. (PA06S)	1	1	A	C	(93-11-)	
3	894329-6220	BODY ASM. (PA20)	1	1	A			
4	894167-8820	VALVE ASM.	1	1	A			
5	894167-8830	PLUG	1	1	A			
8	894167-8840	O-RING	1	2	A			
9	894167-8850	O-RING	1	2	A			
10	894167-8860	O-RING	1	2	A			
18	913219-0570	PACKING (PA06S)	1		A			@
18	894425-2980	PACKING	1		A	A	(88-5-)	@
19	901970-8300	BOLT ; OIL FILTER FIX. (PA06S)	4		A			
19	050140-8300	BOLT ; OIL FILTER FIX.	4		A	A	(90-3-)	
20	894143-4771	FILTER ASM. ; FUEL (PA06S)	1		A			
20	897011-6850	FILTER ASM. ; FUEL (PA20)	1		A	B	(89-10-)	
21	894143-4790	CARTRIDGE ; FUEL FILTER	1	1	A			
22	513212-0751	COVER ; FUEL FILTER	1	1	A			
23	897011-6860	VALVE ASM. ; OVER FLOW	1	1	A	B	(89-10-)	
24	909572-0140	PACKING	2	1	A			@
26	909202-3080	PLUG ; OVER FLOW VALVE	1		A			
27	909571-4080	PACKING ; PLUG	2		A			
28	894410-4040	BRACKET ; FUEL FILTER	1		A			
29	909630-0200	STUD ; BRKT. L1=24	2		A			
30	901911-0320	BOLT ; FUEL FILTER FIX. (PA06S)	2		A			
30	050041-0320	BOLT ; FUEL FILTER FIX.	2		A	A	(90-3-)	
30 2	909150-5100	WASHER ; SPR.	2		A			
30 2	909110-5100	NUT ; BRKT. FIX.	2		A			

11

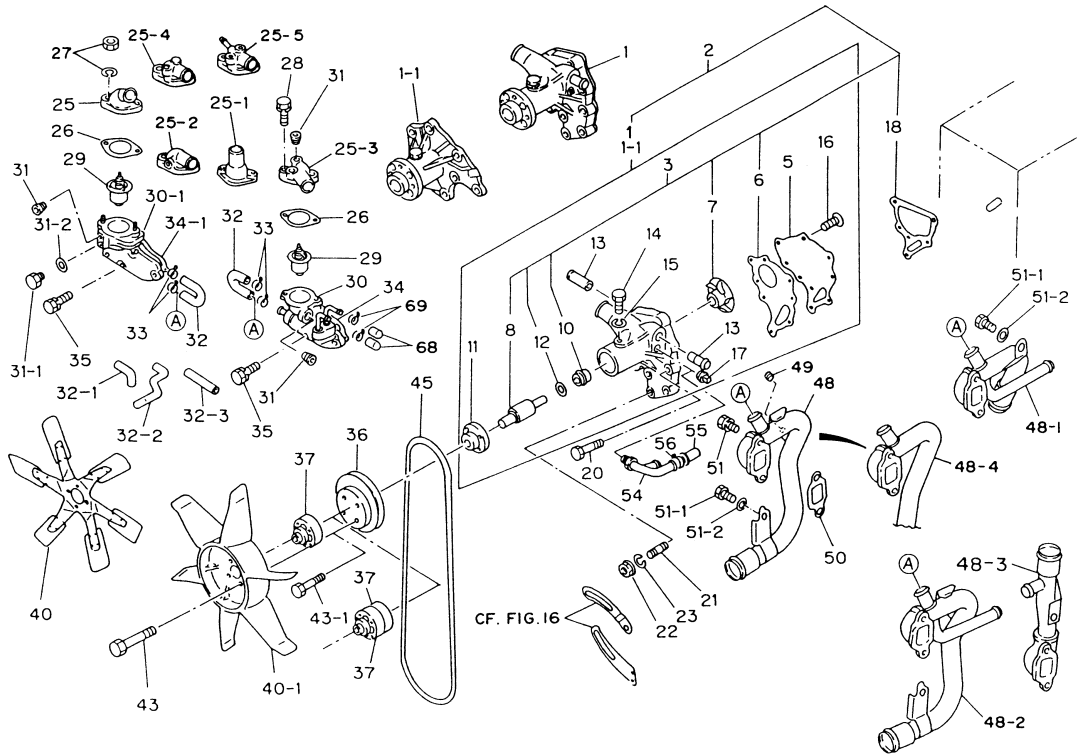
OIL PIPE & OTHER PARTS



Key No.	Part No.	Part Name	Per Unit	L	S	I	T	Remarks	NOTE
1	894125-8480	PIPE ASM. ; OIL PUMP (PA06S)	1		A				
1	894434-8271	PIPE ASM. ; OIL PUMP	1		A		A	(87-9-)	
2	509623-0020	PACKING ; O-RING	1		A				@
5	894170-1231	PIPE ASM. ; OIL, INJ. PUMP	1		A				
6 1	894139-7471	PIPE ASM. ; OIL, GEAR	1		A				
7	509675-0181	BOLT ; JOINT, M8 L=20	1		A				
9	909572-0080	PACKING ; GEAR CASE	2		A				@
10	901900-6120	BOLT ; SEMS, OIL PIPE CLIP (PA06S)	1		A				
10	050040-6120	BOLT ; SEMS, OIL PIPE CLIP	1		A		A	(92-5-)	
17 1	894146-5820	BOLT ; EYE	1		A				
19	909571-4080	PACKING ; JOINT BOLT (PA06S)	2		A			(93-2-)	@
19	909571-4080	PACKING ; JOINT BOLT (PA06S)	1		A			(92-8-)	@
19	909571-4080	PACKING ; JOINT BOLT (PA20)	1		A		C		@
20	901910-8220	BOLT ; OIL PIPE (PA06S)	1		A				
20	050040-8220	BOLT ; OIL PIPE	1		A		A	(90-3-)	

12

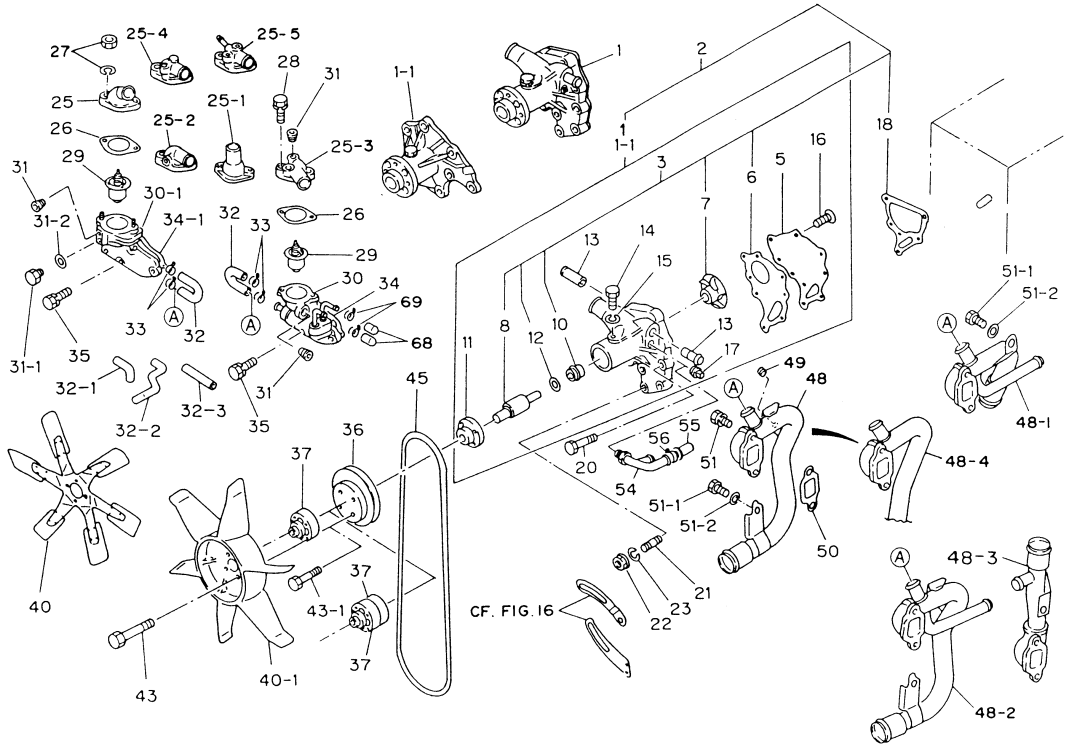
COOLING SYSTEM (FAN, WATER & OIL)



Key No.	Part No.	Part Name	Per Unit	L	S	I	T	C	Remarks	NOTE
1	894423-7531	PUMP ASM. ; WATER	1		A					
2	897021-3160	PUMP KIT ; WATER, W/GASKET	1		A					
3	894322-7940	REPAIR KIT ; WATER PUMP	1	1	A			C		
7	894250-1630	IMPELLER	1	2	A					@
8	894110-5600	UNIT BRG.	1	2	A					@
10	894226-0080	SEAL UNIT (PA06S)	1	2	A					
10	894422-3260	SEAL UNIT	1	2	A			C		@
11	513642-0640	CENTER	1	1	A					
12	913639-0010	THROWER	1	2	A					@
14	909814-0141	SET SCREW	1	1	A					
15	909150-5080	WASHER ; SPRING	1	1	A					
18	894178-0810	PACKING ; PUMP TO C. BLOCK	1		A					@
20	509000-0841	BOLT ; SEMS, PUMP, L=55	5		A			B		
21	904110-8220	STUD ; WATER PUMP FIX.	2		A					
22	894224-8290	NUT ; WATER PUMP FIX.	2		A					
25	894254-6011	PIPE ; WATER OUTLET	1		A					
26	509637-0130	PACKING ; OUTLET PIPE (PA06S)	1		A					
26	894362-2020	PACKING ; OUTLET PIPE	1		A			C	(88-6-)	@
28	901970-8300	BOLT ; SEMS, OUTLET PIPE (PA06S)	2		A					
28	050140-8300	BOLT ; SEMS, OUTLET PIPE	2		A			A	(90-3-)	
29	894214-9620	THERMOSTAT	1		A					
30	894428-8120	HOUSING ASM. ; THERMOSTAT	1		A					
31	509605-0050	PLUG ; HEATER HOLE, PT3/8	2		A					
31	509605-0050	PLUG ; OUTLET PIPE	1		A					
31	909661-0050	PLUG ; THERMOSTAT HOUSING M16	1		A					
31	909571-3160	PACKING ; PLUG (PA20)	1		A					
32	894109-6811	HOSE ; RUBBER, BY PASS, ID=22	1		A					
33	909715-0531	CLIP ; BY PASS, ID=32	2		A					
34	894258-2360	PACKING ; HOUSING, THERMO	1		A					@
35	901910-8300	BOLT ; SEMS, HOUSING (PA06S)	3		A					
35	050040-8300	BOLT ; SEMS, HOUSING	3		A			A	(90-3-)	
35	509030-0201	BOLT ; SEMS, HOUSING L=70 (PA06S)	2		A					
35	050040-8700	BOLT ; SEMS, HOUSING L=70	2		A			A	(90-10-)	
36	894427-3602	PULLEY ; COOL FAN, D=130 9 x 8 (PA06S)	1		A			B		
36	894427-3602	PULLEY ; COOL FAN, D=130 9 x 8 (PA20)	1		A			B	(91-10-)	

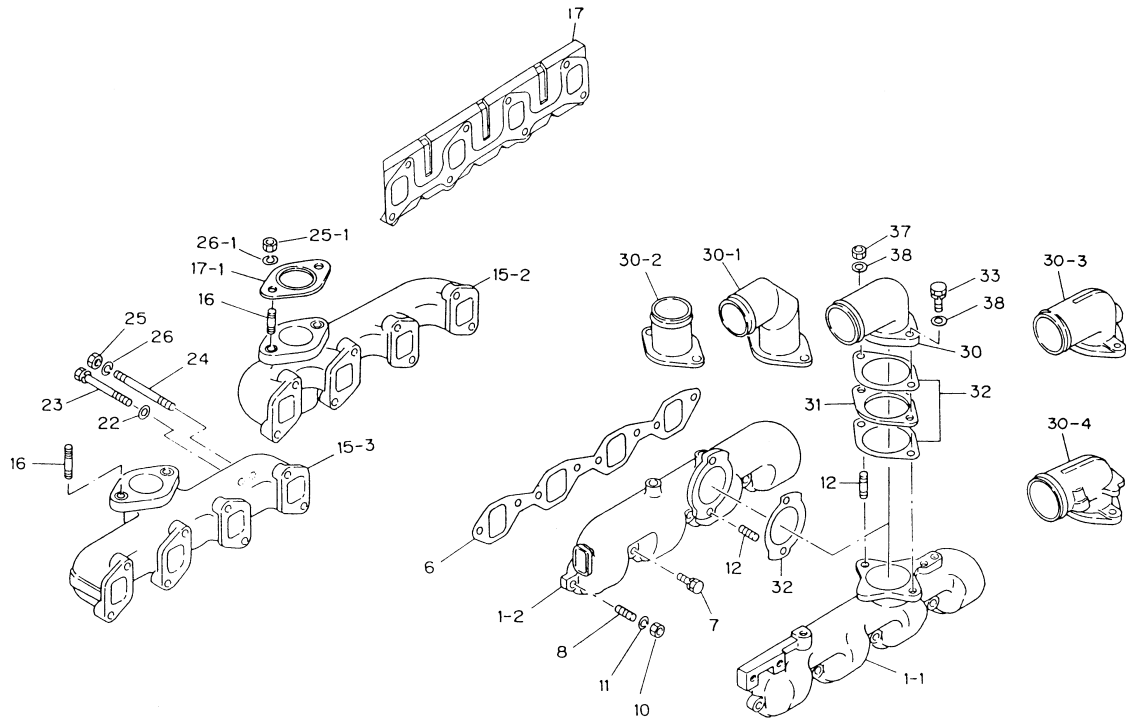
12

COOLING SYSTEM (FAN, WATER & OIL)



Key No.	Part No.	Part Name	Per Unit	L	S · C	I T C	Remarks	NOTE
37	913642-0770	SPACER ; FAN T=26.0	1		A			
40 1	513660-3080	FAN ASM. ; D=400, 6BLADE	1		A			
43	901055-6500	BOLT ; FAN TO PULLEY L=50 (PA06S)	4		A			
43	050040-8400	BOLT ; FAN TO PULLEY L=40	4		A			
45	894256-8000	BELT ; COOLING L=1041	1		A			
48	894434-0711	PIPE ; INLET, WATER	1		A			
49	509605-0050	PIPE ; INLET PIPE (PA20)	1		A			
50	894171-8980	PACKING ; INLET PIPE	1		A			
51	901910-8220	BOLT ; SEMS INLET PIPE (PA06S)	2		A			@
51	050040-8220	BOLT ; SEMS INLET PIPE	2		A	A	(90-3-)	

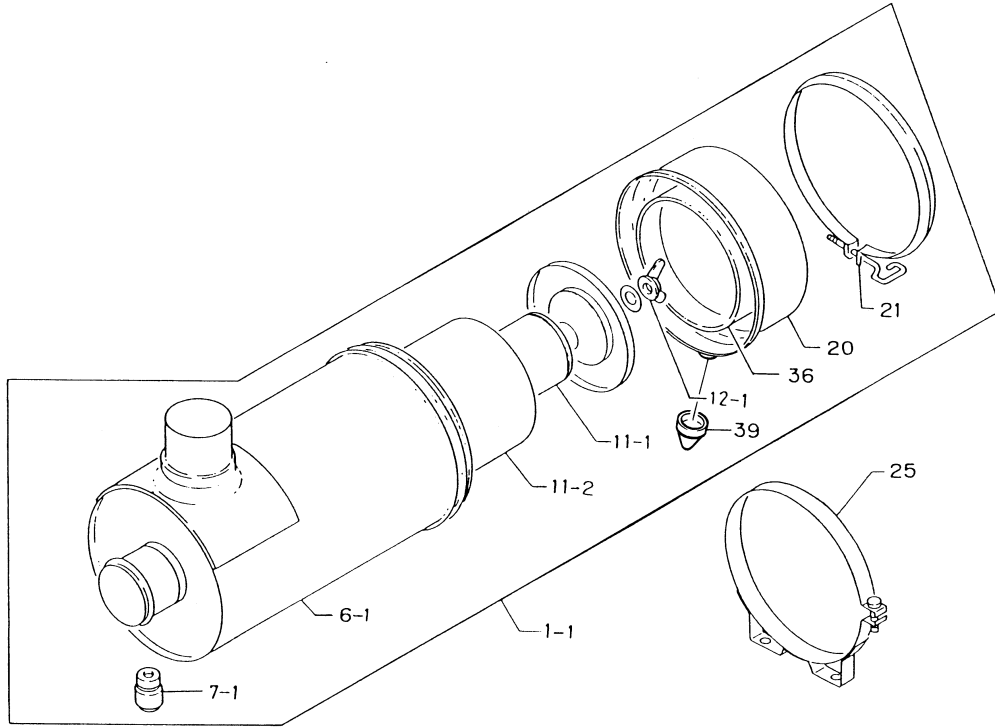
AIR INTAKE & EXHAUST SYSTEM



Key No.	Part No.	Part Name	Per Unit	L	S	I	T	Remarks	NOTE
					·				
1 1	894149-3781	MANIFOLD ; INLET (PA06S)	1		A				
1 1	897011-4881	MANIFOLD ; INLET (PA20)	1		A		C	(91-12-)	
6	894142-1590	PACKING ; INL. MANIFOLD (PA06S)	1		A		A	(92-10-)	@
6	894139-7380	PACKING ; INL. MANIFOLD	1		A		A		@
7	901910-8250	BOLT ; INLET MANIFOLD (PA06S)	6		A		A	(90-3-)	
7	050040-8250	BOLT ; INLET MANIFOLD	6		A		A		
8	904110-8250	STUD ; INLET MANIFOLD	2		A		C		
10	909110-5080	NUT ; INLET MANIFOLD	2		A				
11	909150-5080	WASHER ; SPR.	2		A				
15 2	894428-8030	MANIFOLD ; EXH.	1		A				
17	894139-5261	GASKET ; EXH. MANIFOLD	1		A				@
17 1	894428-8010	GASKET ; EXH. PIPE	1		A				
23	901910-8300	BOLT ; EXH. MANIFOLD FIX. (PA06S)	6		A				
23	050040-8300	BOLT ; EXH. MANIFOLD FIX.	6		A		A	(90-3-)	
24	904110-8350	STUD ; EXH. MANIFOLD	2		A				
25	909110-4080	NUT ; EXH. MANIFOLD	2		A				
26	909150-5080	WASHER ; SPR.	2		A				
30	894416-8630	PIPE ; INLET (PA06S)	1		A				
30	894447-5590	PIPE ; INLET (PA06S)	1		A		B	(86-3-)	
30	894340-4031	PIPE ; INLET (STEEL) (PA06S)	1		A		B	(88-5-)	
30 3	897011-0740	PIPE ; INLET (AL)	1		A		C	(90-5-)	
31	894429-4310	SPACER ; INLET PIPE (PA06S)	1		A		D	(-88-4)	
32	509637-0281	PACKING ; INLET PIPE, ID=57 (PA06S)	2		A		D	(-88-4)	
32	509637-0281	PACKING ; INLET PIPE, ID=57	1		A				
33	901911-0300	BOLT ; INL. PIPE (PA06S)	2		A				@
33	901911-0250	BOLT ; INL. PIPE (PA06S)	2		A		B	(88-5-)	
33	050041-0250	BOLT ; INL. PIPE	2		A		A	(90-3-)	

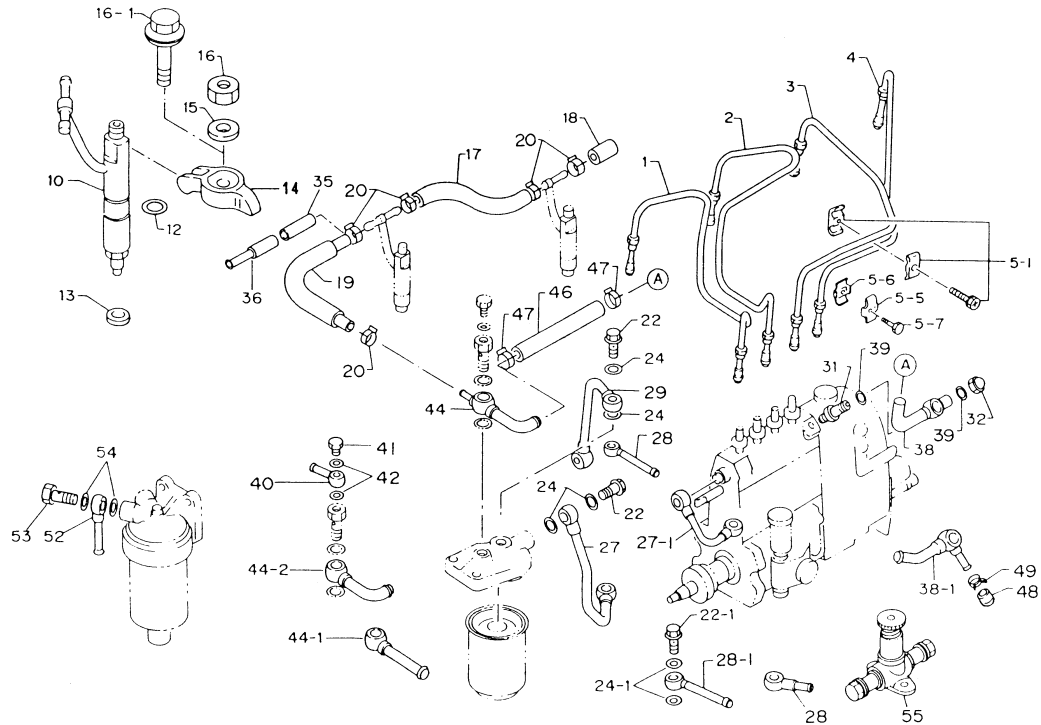
14

AIR CLEANER & OTHER PARTS



Key No.	Part No.	Part Name	Per Unit	L	S • C	I T C	Remarks	NOTE
1	F-20502075-F	CLEANER ASM. ; AIR, 8INCH	1	1	B			
6	R80-4686	BODY ASM. ; AIR CLEANER	1	1	A			
7	114219-2120	INDICATOR	1	1	A			
11	R80-4523	ELEMENT INNER	1	1	A			
11	P11-9775(DII)	ELEMENT OUTER	1	1	A			
12	914217-0620	NUT ASM. ; W / GASKET	2	1	A			
20	P80-3977	PAN ASM. ; DUST	1	1	A			
21	(FWA06-8001) 914217-0740	CLAMP ASM.	1	1	A			
25	F-M1112000-F	BAND ; AIR CLEANER	2		A			
36	914219-2030	BAFFLE ASM.	1	1	A			
39	114219-0750	VACUATOR VALVE	1		A			

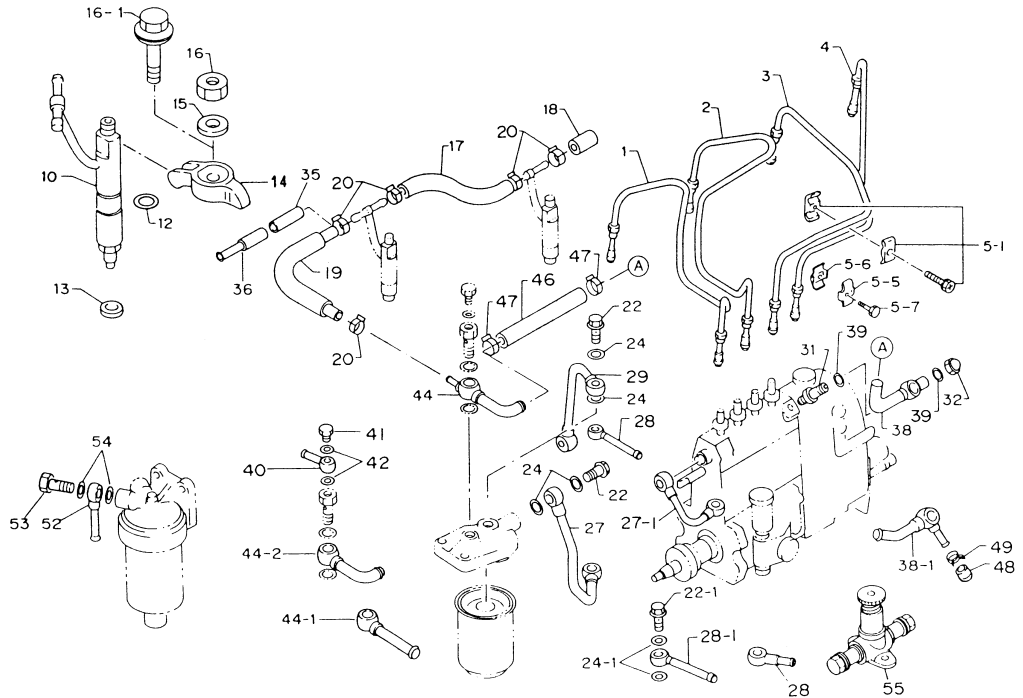
FUEL SYSTEM (INJ. NOZZLE, FUEL PIPE)



Key No.	Part No.	Part Name	Per Unit	L	S • C	I T C	Remarks	NOTE
1	894423-7490	PIPE ASM. ; INJ. NO. 1 (PA06S)	1		A			
1	897017-7870	PIPE ASM. ; INJ. NO. 1 (PA20)	1		A	B	(89-10-)	
2	894423-7500	PIPE ASM. ; INJ. NO. 2 (PA06S)	1		A			
2	897017-7880	PIPE ASM. ; INJ. NO. 2 (PA20)	1		A	B	(89-10-)	
3	894423-7510	PIPE ASM. ; INJ. NO. 3 (PA06S)	1		A			
3	897017-7890	PIPE ASM. ; INJ. NO. 3 (PA20)	1		A	B	(89-10-)	
4	894423-7520	PIPE ASM. ; INJ. NO. 4 (PA06S)	1		A			
4	897017-7900	PIPE ASM. ; INJ. NO. 4 (PA20)	1		A	B	(89-10-)	
5 1	915419-0721	CLIP ASM. ; INJ. PIPE	3		A			
5 5	894430-0000	CLIP ; UPR. INJ. PIPE	1		A			
5 6	894430-0010	CLIP ; LOWR. INJ. PIPE	1		A			
5 7	901970-8180	BOLT ; CLIP FIX. (PA06S)	1		A			
5 7	050140-8180	BOLT ; CLIP FIX.	1		A	A	(90-3-)	
10	894442-2240	NOZZLE ASM. ; INJ. FIG. 58 (PA06S)	4		B			
10	894122-2625	NOZZLE ASM. ; INJ. FIG. 58 (PA20)	4		B	A	(93-9-)	
10	894442-2241	NOZZLE ASM. ; INJ. FIG. 58	4		B	A	(93-7-)	
12	909563-2150	O-RING ; NOZZLE HOLDER (PA06S)	4		A			
12	894326-4390	O-RING ; NOZZLE HOLDER	4		A	C	(88-3-)	@
13	894125-8591	PACKING ; INJ. NOZZLE	4		A			
14	894433-4270	BRACKET ; HOLDER	4		A			
15	894250-5611	WASHER ;	4		A	D	(-87-8)	
16	909110-5100	NUT (PA06S)	4		A			
16 1	894433-7171	BOLT ; NOZZLE CLAMP FIX.	4		A	B	(-87-8)	
17	894152-3530	HOSE ; FUEL, NOZZLE-NOZZLE	3		A			
18	894137-6740	CAP ; NOZZLE, FUEL END (PA06S)	1		A			
18	894473-9670	CAP ; NOZZLE, FUEL END	1		A	A	(88-10-)	
19	894427-5012	HOSE ; FUEL, NOZZLE LEAK OFF	1		A			
20	894238-6100	CLIP ; RUBBER HOSE	9		A			
22	909906-3251	BOLT ; JOINT, M14 L=29	2		A			
24	909572-0140	PACKING ; JOINT BOLT	4		A			@
27	894424-1421	PIPE ; FEED PUMP-FILTER	1		A			
28	515411-2231	PIPE ASM. ; F/P, D=10 L1=60	1		A			
29	894424-1430	PIPE ; FILTER-PUMP	1		A			
31	897011-6871	ORIFICE ; INJ. PUMP	1		A			
32	109468-0021	NUT ; CAP, FUEL PIPE	1		A			

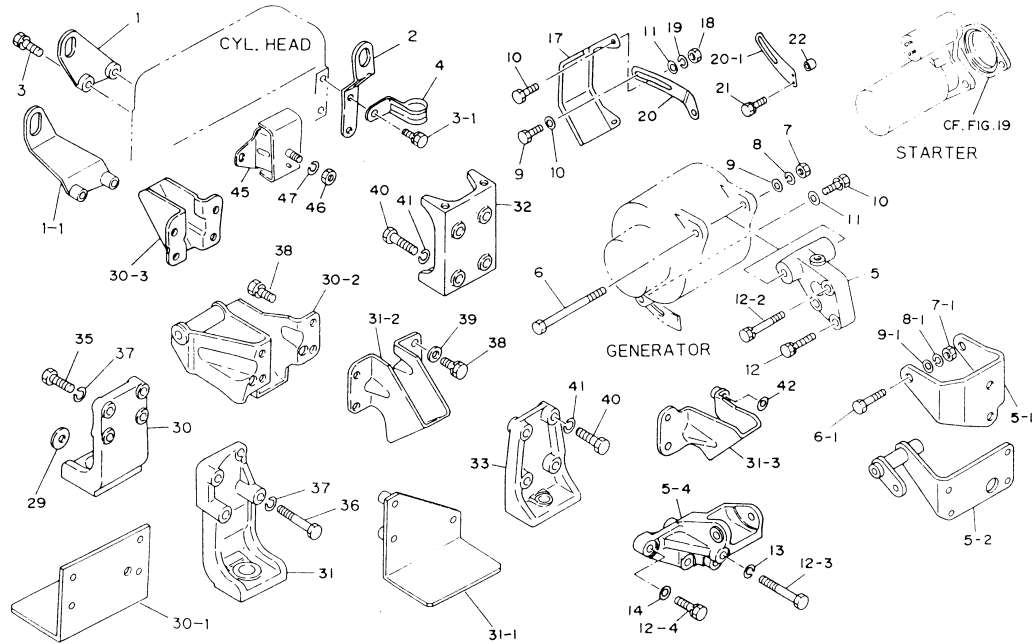
15

FUEL SYSTEM (INJ. NOZZLE, FUEL PIPE)



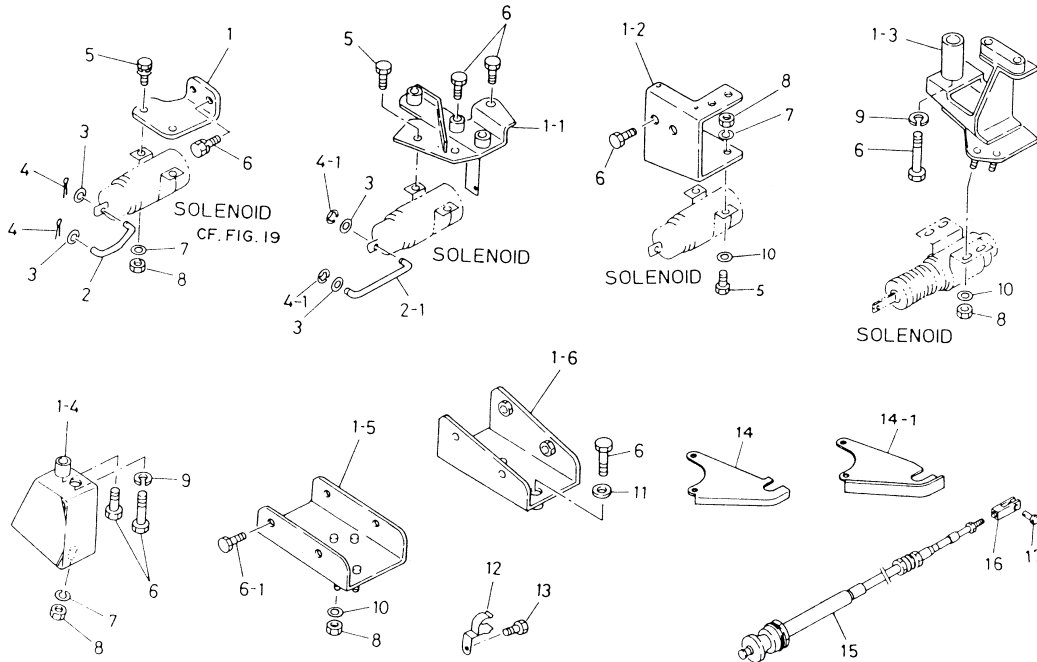
Key No.	Part No.	Part Name	Per Unit	L	S · C	I T C	Remarks	NOTE
38	894448-8651	PIPE ; FUEL, PUMP LEAKE	1		A			
39	909572-0140	PACKING ; OVER FLOW PIPE (PA06S)	4		A	D		
39	909572-0140	PACKING ; OVER FLOW PIPE	2		A			
44	894441-5920	PIPE ASM ; FILTER, OVER FLOW	1		A			
46	001109-2500	HOSE ; FILTER-PUMP, OVER FLOW (PA06S)	1		H			
46	001209-2500	HOSE ; FILTER-PUMP, OVER FLOW	1		H	A	(93-9-)	
47	109707-0111	CLIP ; HOSE, D=18	2		A			
53	909906-3251	BOLT ; JOINT	2		A			

ENGINE FOOT, HANGER & FIXING PARTS



Key No.	Part No.	Part Name	Per Unit	L	S	I	T	C	Remarks	NOTE
1	894133-4840	HANGER ; ENGINE, FRT. (PA06S)	1		A					
1	894379-7140	HANGER ; ENGINE, FRT.	1		A			C	(89-2-)	
2	894174-6120	HANGER ; ENGINE, RR.	1		A					
3	901910-8250	BOLT ; HANGER FIXING, FRONT (PA06S)	1		A					
3	050040-8250	BOLT ; HANGER FIXING, FRONT	1		A			A	(90-3-)	
3	901911-0280	BOLT ; HANGER FIXING, FRONT (PA06S)	1		A					
3	050041-0280	BOLT ; HANGER FIXING, FRONT	1		A			A	(90-3-)	
3	1	901910-8180	BOLT ; HANGER FIXING, REAR (PA06S)	2		A				
3	1	050040-8180	BOLT ; HANGER FIXING, REAR	2		A		A	(90-3-)	
4	909716-2450	CLIP ; RUBBER HOSE (PA06S)	1		A			D		
6	909801-2021	BOLT ; GENERATOR FIX. L = 119	1		A					
7	909110-4080	NUT ; GENERATOR FIX.	1		A					
8	909150-5080	WASHER ; SPR.	1		A					
9	909160-5080	WASHER ; PLAIN	1		A					
10	901910-8350	BOLT ; SEMS, ADJ. PLATE-ACG (PA06S)	1		A					
10	050040-8350	BOLT ; SEMS, ADJ. PLATE-ACG	1		A			A	(90-3-)	
11	909164-7080	WASHER ; PLAIN	1		A					
17	894371-7120	COVER ; FAN, GENERATOR	1		A					
18	909110-4080	NUT ; FAN COVER FIX.	1		A					
19	909150-5080	WASHER ; SPR.	1		A					
20	894423-7460	PLTE ; ADJ. . GENERATOR	1		A					
21	901910-8220	BOLT ; SEMS, ADJ. FRT. PL. (PA06S)	1		A					
21	050040-8220	BOLT ; SEMS, ADJ. FRT. PL.	1		A			A	(90-3-)	
30	2	894428-5381	FOOT ; ENGINE, F, RH	1		A				
31	2	894122-0521	FOOT ; ENGINE, F, LH	1		A				
38	901911-0220	BOLT ; ENGINE FOOT (PA06S)	6		A					
38	050041-0220	BOLT ; ENGINE FOOT	6		A			A	(90-3-)	
38	901911-0280	BOLT ; ENGINE FOOT (PA06S)	1		A					
38	050041-0250	BOLT ; ENGINE FOOT (PA06S)	1		A			C		
38	509030-0330	BOLT ; ENGINE FOOT, M14 L=25 (PA06S)	1		A					
38	050041-4250	BOLT ; ENGINE FOOT	1		A			A	(90-10-)	

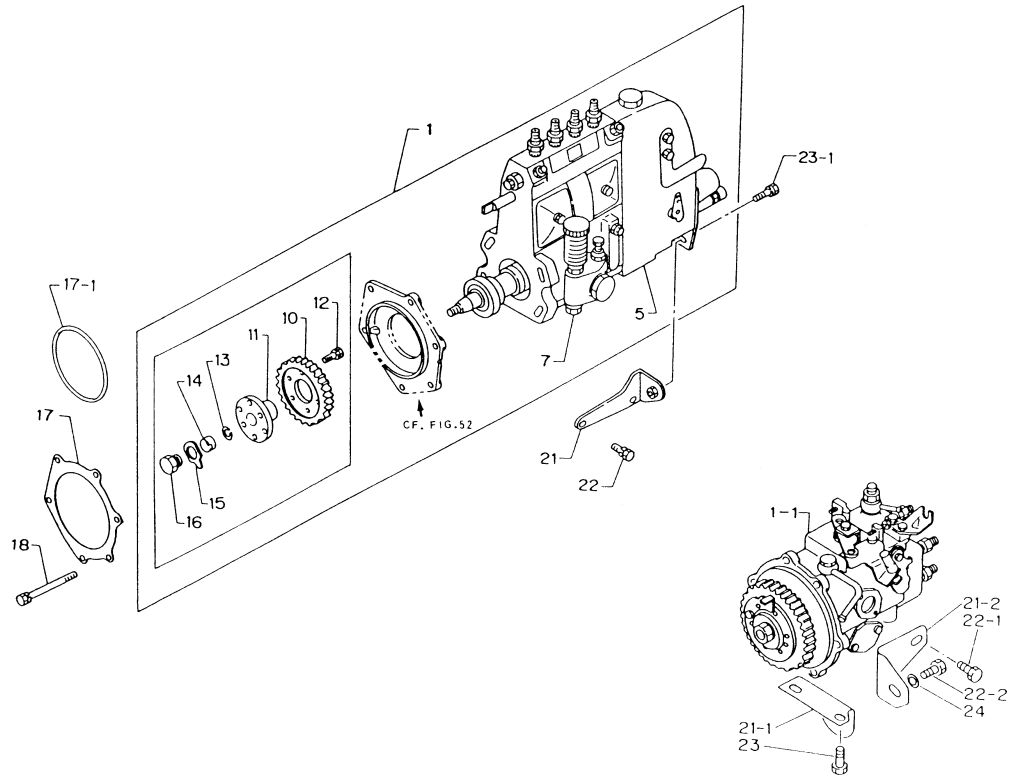
ENGINE CONTROL & FIXING PARTS



Key No.	Part No.	Part Name	Per Unit	L	S • C	I T C	Remarks	NOTE
1	894446-7761	BRACKET ; SOLENOID	1		A			
2	894448-0030	ROD ; LINK	1		A			
3	909160-5050	WASHER ; PLAIN	2		A			
4	909185-4040	SNAP RING ; LINK ROD SET	2		A			
5	901970-6140	BOLT ; SOLENOID FIX. (PA06S)	2		A			
5	050140-6140	BOLT ; SOLENOID FIX. (PA20)	2		A	A	(90-3-)	
6	901911-0220	BOLT ; BRKT. FIX. (PA06S)	1		A			
6	050041-0220	BOLT ; BRKT. FIX. (PA20)	1		A	A	(90-3-)	
6	901911-0350	BOLT ; BRKT. FIX. (PA06S)	2		A			
6	050041-0350	BOLT ; BRKT. FIX. (PA20)	3		A	A	(90-3-)	

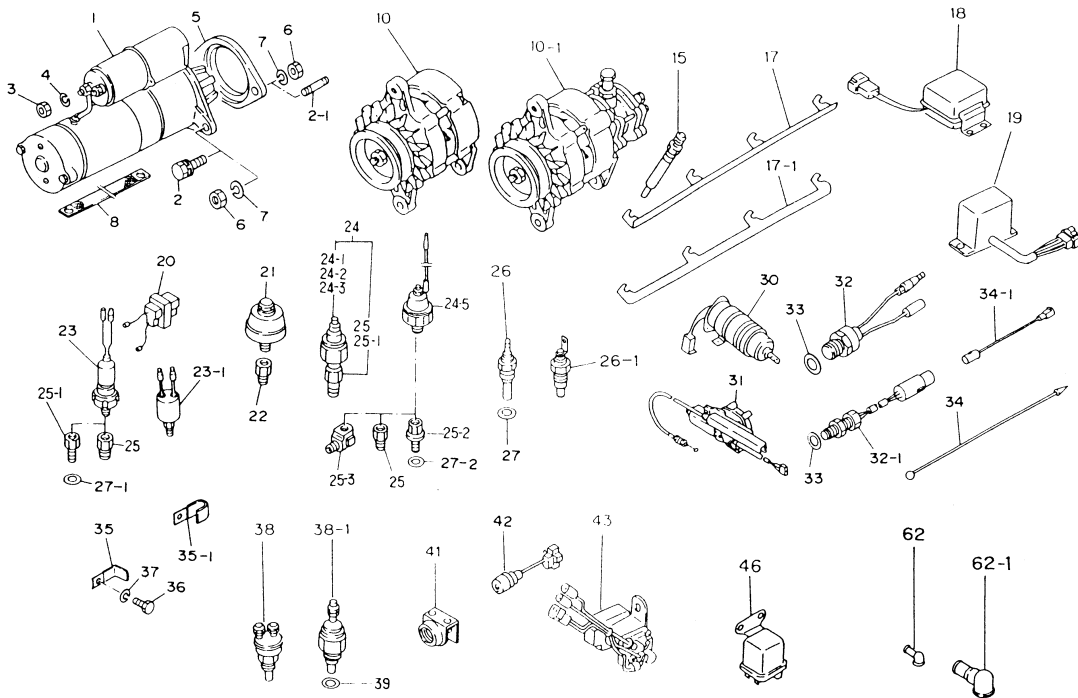
18

INJECTION PUMP & OTHER PARTS



Key No.	Part No.	Part Name	Per Unit	L	S C	I T C	Remarks	NOTE
1	894441-9431	PUMP ASM. ; INJ. FIG. 52 (PA06S)	1		B			
1	894381-1481	PUMP ASM. ; INJ. FIG. 52 (PA20)	1		B			
5	894441-9441	GOVERNOR ASM. FIG. 53 (PA06S)	1	1	B			
7	894178-8430	PUMP ASM. ; FEED. FIG. 54 (PA06S)	1	1	B			
10	894428-8060	GEAR ; INJ. PUMP (PA06S)	1	1	A			
11	894167-8030	COUPLING (PA06S)	1	1	A			
12	894457-5170	BOLT (PA06S)	6	1	A			
13	515619-0480	WASHER ; SPR. (PA06S)	1	1	A			
14	988410-5020	NUT (PA06S)	1	1	A			
15	509539-0020	PLATE ; LOCK (PA06S)	1	1	A			
16	909662-0070	BOLT (PA06S)	1	1	A			
17 1	894109-7070	O-RING ; INJ. PUMP BRKT.	1		A			@
21	894152-9051	BRACKET ; REAR. INJ. PUMP	1		A			
22	901910-8200	BOLT ; SEMS REAR BRKT. (PA06S)	2		A			
22	050040-8200	BOLT ; SEMS REAR BRKT.	2		A	A	(90-3-)	
23 1	901971-0250	BOLT ; SEMS BRKT. - PUMP (PA06S)	1		A			
23 1	050141-0250	BOLT ; SEMS BRKT. - PUMP	1		A	A	(90-3-)	

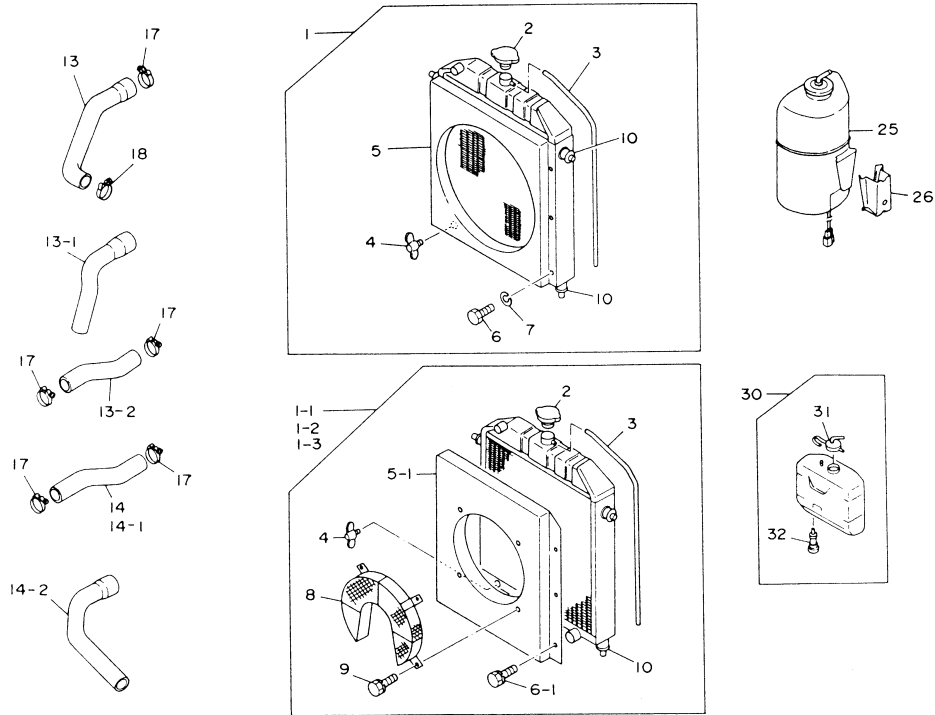
ELECTRICAL PARTS



Key No.	Part No.	Part Name	Per Unit	L	S	C	I	T	C	Remarks	NOTE
1	894410-4090	STARTER ASM. ; FIG 62A (PA06S)	1		B		A				
1	897084-8770	STARTER ASM. ; FIG 62A	1		B		A			(93-9-)	
2	901931-2280	BOLT ; STARTER FIX. (PA06S)	2		A		A				
2	050051-2280	BOLT ; STARTER FIX.	2		A		A			(93-3-)	
2	050051-2350	BOLT ; STARTER FIX. (PA06S)	2		A		A			(93-5-)	
3	909111-4080	NUT ; TERMINAL STARTER	1		A						
4	909150-5080	WASHER ; SPR.	1		A						
8	982931-5110	CABLE ASM. ; BONDING	1		A						
10	894423-7560	GENERATOR ASM. ; FIG 63A	1	1	B						
15	894133-7596	PLUG ; GLOW, QOS. 12V (PA06S)	4		A						
15	581410-0234	PLUG ; GLOW 12V (PA20)	4		A						
17	894153-7231	CONNECTOR ; GLOW PLUG	1		A						
18	894173-1200	TIMER ASM. ; GLOW PLUG (PA06S)	1		A						
24	582410-0122	SWITCH ASM. ; OIL PRESS. P03 24V (PA06S)	1		B						
24 2	182410-0082	SWITCH ASM. ; OIL PRESS. P03 24V	1	1	A			B			
25	909902-2380	ADAPTER ; OIL P. SW. 1/8-1/8	1	1	A			B			
26	983151-4320	UNIT ; THERMO METER (PA06S)	1		A						
27	909571-3160	PACKING ; THERMO UNIT (PA06S)	1		A						
30	894453-3411	SOLENOID ; E/STOP 12V W/TIME (PA20)	1		A						
30	894453-3410	SOLENOID ASM ; ENG. STOP (PA06S)	1		A						
34 1	582659-0440	WIRE ; FUSIBLE LINK	1		A						
38 1	582450-0200	SW. ; OV. HEAT 3/8 101C A1P	1		A			B			
41	982530-0410	RESISTANCE ; CONTROL 12V (PA20)	1		A						
43	582553-0671	RELAY ; SAFETY, STARTER (PA06S)	1		A						
43	897040-4160	RELAY ; SAFETY, STARTER	1		A			C		(91-12-)	
46	894248-1610	RELAY ; GLOW PLUG (PA06S)	1		A						
62	982951-3250	CAP ; INSULATION (PA20)	3		A						
62	982951-3240	CAP ; INSULATION (PA20)	2		A						
62 1	982951-3320	CAP ; TERMINAL, STARTER (PA20)	1		A						

22

RADIATOR



Key No.	Part No.	Part Name	Per Unit	L	S • C	I T C	Remarks	NOTE
30	894440-9690	TANK ASM. ; SURGE	1		A	B		
31	894449-3630	CAP ; SURGE TANK	1	1	A			
32	582480-0020	SWITCH ; LEVEL	1	1	A			

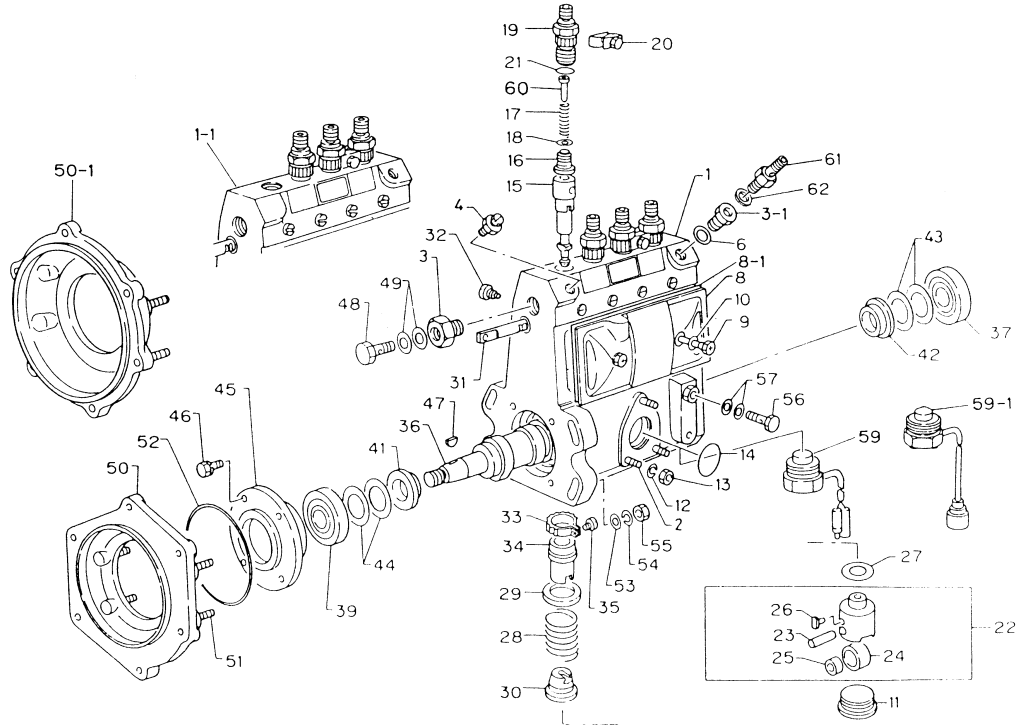
MEMO

完材品の内容部品

COMPLETE PARTS

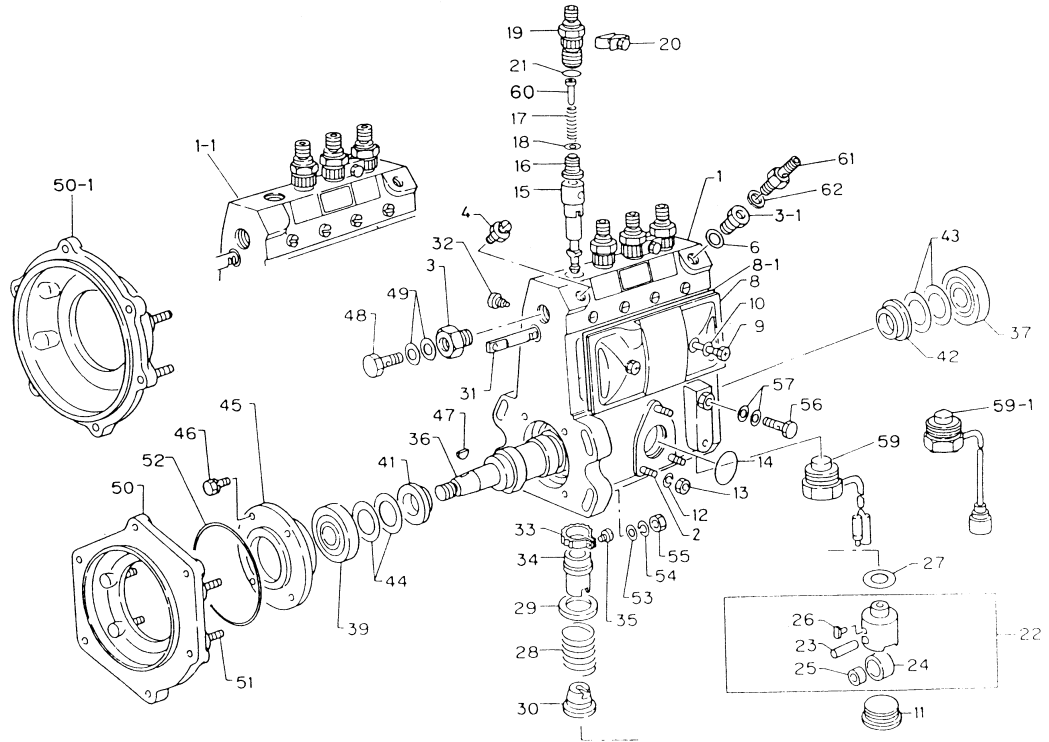
52

PROPER ; INJ. PUMP (ZEXEL)



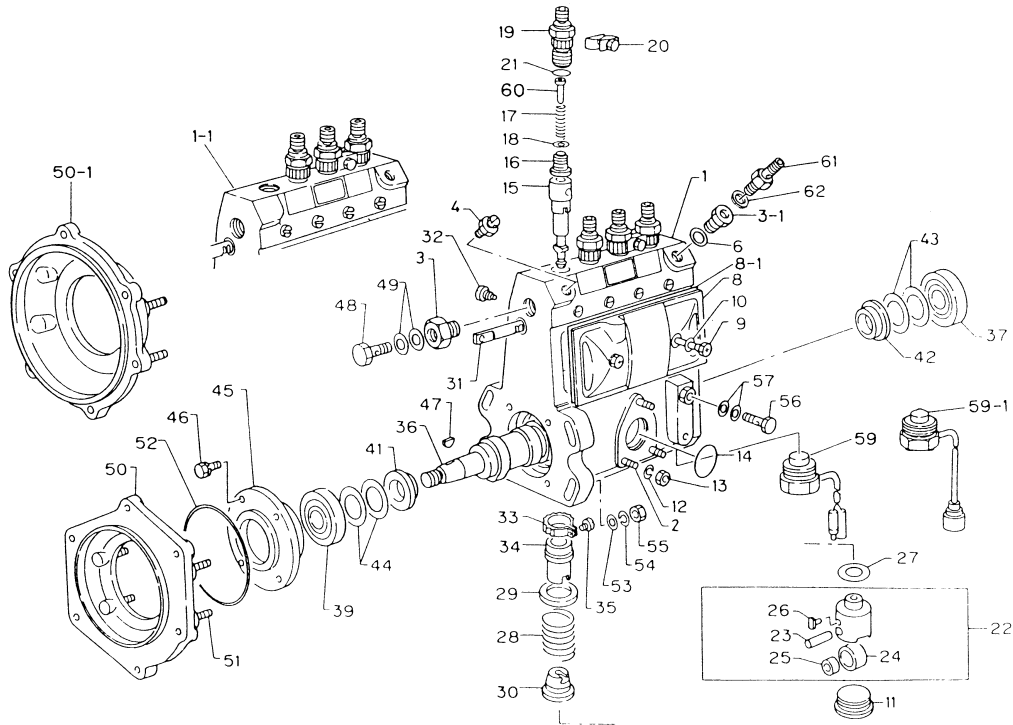
Key No.	Part No.	Part Name	Per Unit	L	S • C	I T C	Remarks	NOTE
1	894441-9431	PROPER ; INJ. PUMP (PA06S)	1		B			
	894381-1481	PROPER ; INJ. PUMP (PA20)	1		B			
	897021-4990	HOUSING ; PUMP	1	1	A			
	981215-1150	STUD ; FEED PUMP	3	1	A			
3	981235-0170	ADAPTER	1	1	A			
3 1	515619-0440	ADAPTER	1	1	A			
4	115619-0240	BOLT	1	1	A			
8	894171-1090	COVER	1	1	A			
8 1	894386-5960	GASKET	1	2	A			
9	115619-0030	SCREW	2	1	A			
10	981215-1440	GASKET	2	1	A			
11	515619-1360	PLUG ; PUMP HOUSING	4	1	A			
13	894171-1100	NUT	3	1	A			
14	109623-0130	O-RING	1	1	A			
15	894167-7840	PLUNGER ASM. (PA06S)	4	1	A			
15	894440-2870	PLUNGER ASM. (PA20)	4	1	A			
16	894167-7850	VALVE ASM. ; DELIVERY	4	1	A			
16	515641-0030	VALVE ASM. ; DELIVERY (PA06S)	4	1	A	B		
17	515643-0010	SPRING	4	1	A			
18	115649-0010	GASKET	4	1	A			
19	515644-0170	HOLDER ; DELIVERY	4	1	A			
20	515625-0010	PLATE	2	1	A			
21	109623-0520	O-RING	4	1	A			
22	981221-2230	TAPPET	4	1	A			
23	981222-2200	PIN	4	2	A			
24	115622-0030	ROLLER	4	2	A			
25	115629-0010	BUSH	4	2	A			
26	515619-0410	GUIDE	4	2	A			
27	515619-0340	SHIM ; T = 0.30	A/R	1	A			
27	515619-0350	SHIM ; T = 0.40	A/R	1	A			
27	515619-0360	SHIM ; T = 0.50	A/R	1	A			
27	515619-0010	SHIM ; T = 0.60	A/R	1	A			
27	515619-0020	SHIM ; T = 0.70	A/R	1	A			
27	515619-0030	SHIM ; T = 0.80	A/R	1	A			
27	515619-0040	SHIM ; T = 0.90	A/R	1	A			

PROPER ; INJ. PUMP (ZEXEL)



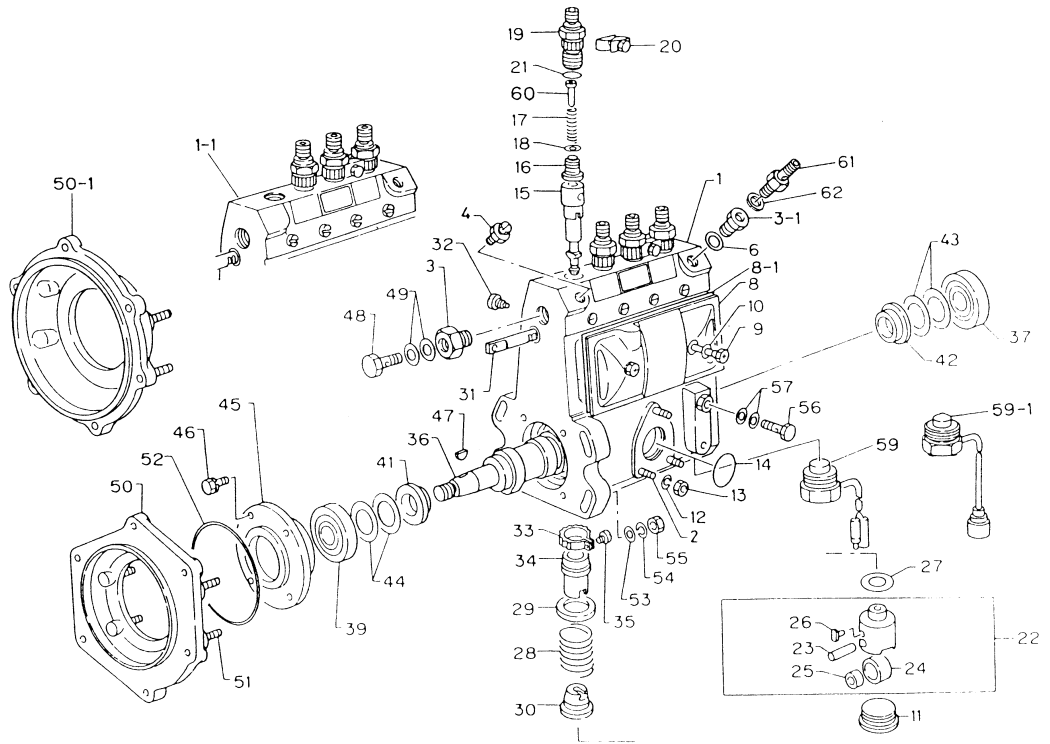
Key No.	Part No.	Part Name	Per Unit	L	S	C	I	T	C	Remarks	NOTE
27	515619-0050	SHIM ; T = 1.00	A/R	1	A						
27	515619-0070	SHIM ; T = 1.10	A/R	1	A						
27	515619-0080	SHIM ; T = 1.20	A/R	1	A						
27	515619-0090	SHIM ; T = 1.30	A/R	1	A						
27	515619-0100	SHIM ; T = 1.40	A/R	1	A						
27	515619-0110	SHIM ; T = 0.55	A/R	1	A						
27	515619-0120	SHIM ; T = 0.65	A/R	1	A						
27	515619-0130	SHIM ; T = 0.75	A/R	1	A						
27	515619-0150	SHIM ; T = 0.85	A/R	1	A						
27	981235-0420	SHIM ; T = 0.95	A/R	1	A						
27	981235-0430	SHIM ; T = 1.05	A/R	1	A						
27	981235-0440	SHIM ; T = 1.15	A/R	1	A						
27	981235-0450	SHIM ; T = 1.25	A/R	1	A						
27	515619-1060	SHIM ; T = 1.50	A/R	1	A						
27	515619-1070	SHIM ; T = 1.60	A/R	1	A						
27	515619-0250	SHIM ; T = 0.20	A/R	1	A						
27	515619-0260	SHIM ; T = 0.25	A/R	1	A						
27	515619-0270	SHIM ; T = 0.35	A/R	1	A						
27	515619-0370	SHIM ; T = 0.45	A/R	1	A						
27	515619-1080	SHIM ; T = 1.35	A/R	1	A						
27	515619-1090	SHIM ; T = 1.45	A/R	1	A						
27	515619-1100	SHIM ; T = 1.55	A/R	1	A						
28	515643-0090	SPRING ; PLUNGER	4	1	A						
29	981235-0150	SEAT ; SPRING	4	1	A						
30	981235-0210	SEAT ; SPRING	4	1	A						
31	515637-0020	RACK ; CONTROL	1	1	A						
32	115639-0030	SCREW	1	1	A						
33	981225-0570	PINION	4	1	A						
34	981225-0580	SLEEVE	4	1	A						
35	981235-0030	SCREW	4	1	A						
36	897021-5000	CAMSHAFT	1	1	A						
37	900090-6770	BEARING	1	1	A						
OR	509800-0380	BEARING	1	1	A						
39	900090-6770	BEARING	1	1	A						
OR	509800-0380	BEARING	1	1	A						

PROPER ; INJ. PUMP (ZEXEL)



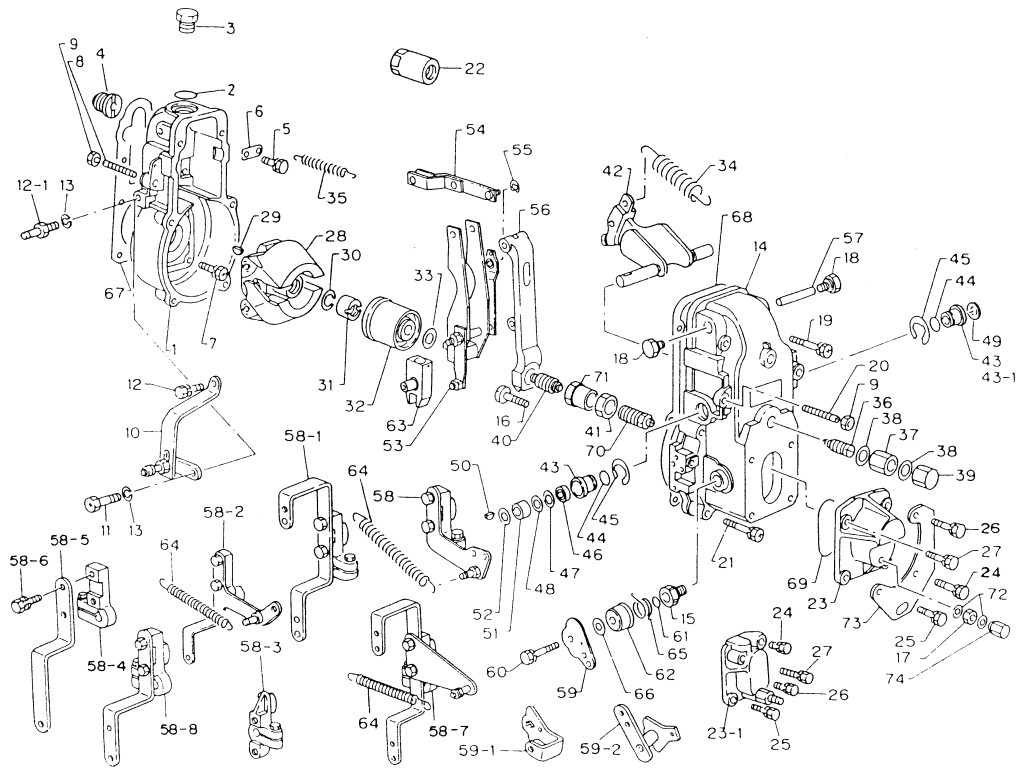
Key No.	Part No.	Part Name	Per Unit	L	S · C	I T C	Remarks	NOTE
41	981225-0470	RING	1	1	A			
42	981225-0470	RING	1	1	A			
43	515629-0150	SHIM ; T = 0.10	A/R	1	A			
43	515629-0160	SHIM ; T = 0.12	A/R	1	A			
43	515629-0170	SHIM ; T = 0.14	A/R	1	A			
43	515629-0180	SHIM ; T = 0.16	A/R	1	A			
43	515629-0190	SHIM ; T = 0.18	A/R	1	A			
43	515629-0200	SHIM ; T = 0.50	A/R	1	A			
43	515629-0380	SHIM ; T = 1.00	A/R	1	A			
43	981225-0330	SHIM ; T = 0.30	A/R	1	A			
43	515619-0390	SHIM ; T = 0.70	A/R	1	A			
43	515629-0900	SHIM ; T = 1.40	A/R	1	A			
43	115639-0880	SHIM ; T = 2.40	A/R	1	A			
44	515629-0150	SHIM ; T = 0.10	A/R	1	A			
44	515629-0160	SHIM ; T = 0.12	A/R	1	A			
44	515629-0170	SHIM ; T = 0.14	A/R	1	A			
44	515629-0180	SHIM ; T = 0.16	A/R	1	A			
44	515629-0190	SHIM ; T = 0.18	A/R	1	A			
44	515629-0200	SHIM ; T = 0.50	A/R	1	A			
44	515629-0380	SHIM ; T = 1.00	A/R	1	A			
44	981225-0330	SHIM ; T = 0.30	A/R	1	A			
44	515619-0390	SHIM ; T = 0.70	A/R	1	A			
44	515629-0900	SHIM ; T = 1.40	A/R	1	A			
44	115639-0880	SHIM ; T = 2.40	A/R	1	A			
45	894167-7860	COVER	1	1	A			
46	901900-6140	BOLT	4	1	A			
47	519619-0490	KEY ; WOODRUFF	1	1	A			
48	115619-0820	BOLT ; EYE	1	1	A			
49	115759-0010	GASKET	2	1	A			
50	894167-7870	BRACKET (PA20)	1	1	A			
50 1	894416-8610	BRACKET (PA06S)	1	1	A			
51	904101-0300	STUD	4	1	A			
52	515619-1560	O-RING	1	1	A			
53	909164-5100	WASHER ; PL.	4	1	A			
54	909150-6100	WASHER ; SPRING	4	1	A			

PROPER ; INJ. PUMP (ZEXEL)



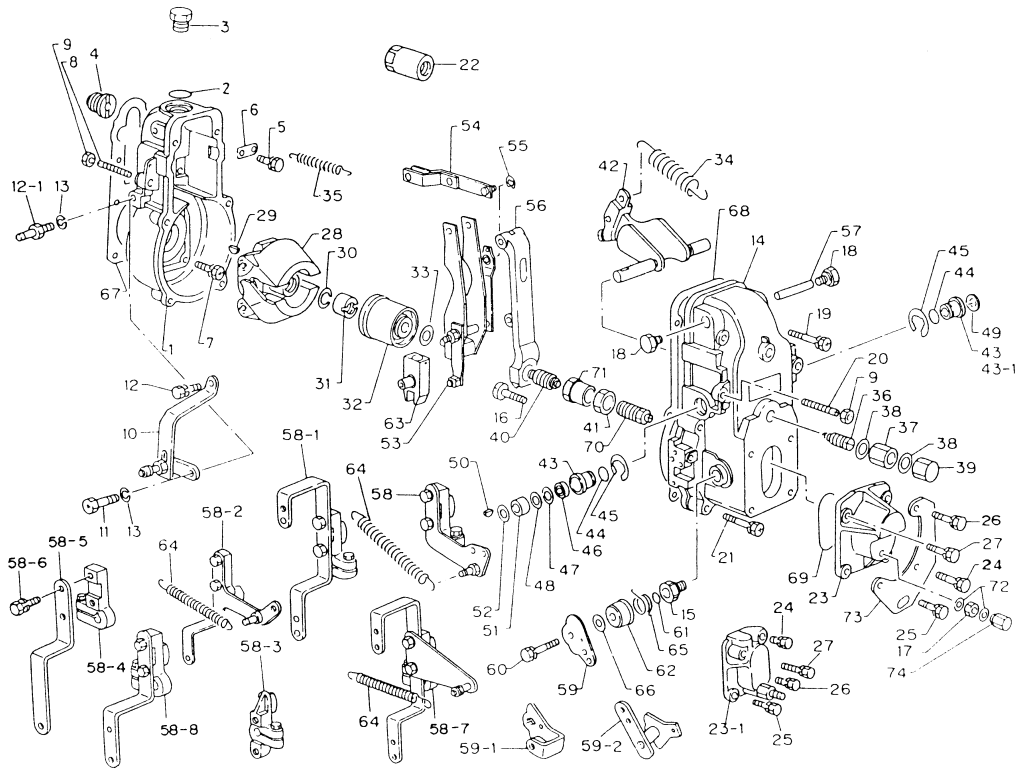
Key No.	Part No.	Part Name	Per Unit	L	S · C	I T C	Remarks	NOTE
55	515639-0020	NUT	4	1	A			
56	897012-8360	BOLT ; EYE	1	1	A			
57	909572-0100	GASKET	2	1	A			
60	515629-0450	STOPPER	4	1	A			

GOVERNOR ; INJ. PUMP (ZEXEL)



Key No.	Part No.	Part Name	Per Unit	L	S	C	I	T	C	Remarks	NOTE
1	894441-9441	GOVERNOR ASM. ; MECHANICAL (PA06S)	1		B						
2	115721-1040	HOUSING ; GOV.	1	1	A						
3	115729-0150	O-RING	1	1	A						
4	115729-0380	PLUG	1	1	A						
5	981315-0650	ADAPTER	1	1	A						
6	901900-8180	BOLT	1	1	A						
7	891325-3970	PLATE	1	1	A						
8	515729-0270	BOLT	6	1	A						
9	515729-1230	SCREW	1	1	A						
	984410-0270	NUT ; LOCK	2	1	A						
14	115721-0140	COVER ; GOV.	1	1	A						
15	981325-4290	BUSH	1	1	A						
16	115729-1010	SCREW	1	1	A						
17	115779-0400	NUT	1	1	A						
18	515729-0530	PLUG	2	1	A						
19	515729-0540	BOLT	2	1	A						
20	981325-1770	SCREW	1	1	A						
21	515729-0330	BOLT	4	1	A						
22	894167-7920	CAP	1	1	A						
23	115721-0230	COVER	1	1	A						
24	115619-2820	BOLT	1	1	A						
25	515729-1670	BOLT	1	1	A						
26	515729-1670	BOLT	1	1	A						
27	901900-6160	BOLT	1	1	A						
28	115722-0170	FLYWEIGHT ASM.	1	1	A						
29	519619-0490	KEY ; WOODRUFF	1	1	A						
30	515729-0340	WASHER ; SPRING	1	1	A						
31	981325-0860	NUT	1	1	A						
32	515729-3720	SLEEVE	1	1	A						
33	981325-0880	SHIM ; T = 0.2	A/R	1	A						
33	981325-5510	SHIM ; T = 0.3	A/R	1	A						
33	981325-5520	SHIM ; T = 0.4	A/R	1	A						
33	981325-5530	SHIM ; T = 1.0	A/R	1	A						
33	515729-2860	SHIM ; T = 0.5	A/R	1	A						
33	515729-2870	SHIM ; T = 1.5	A/R	1	A						

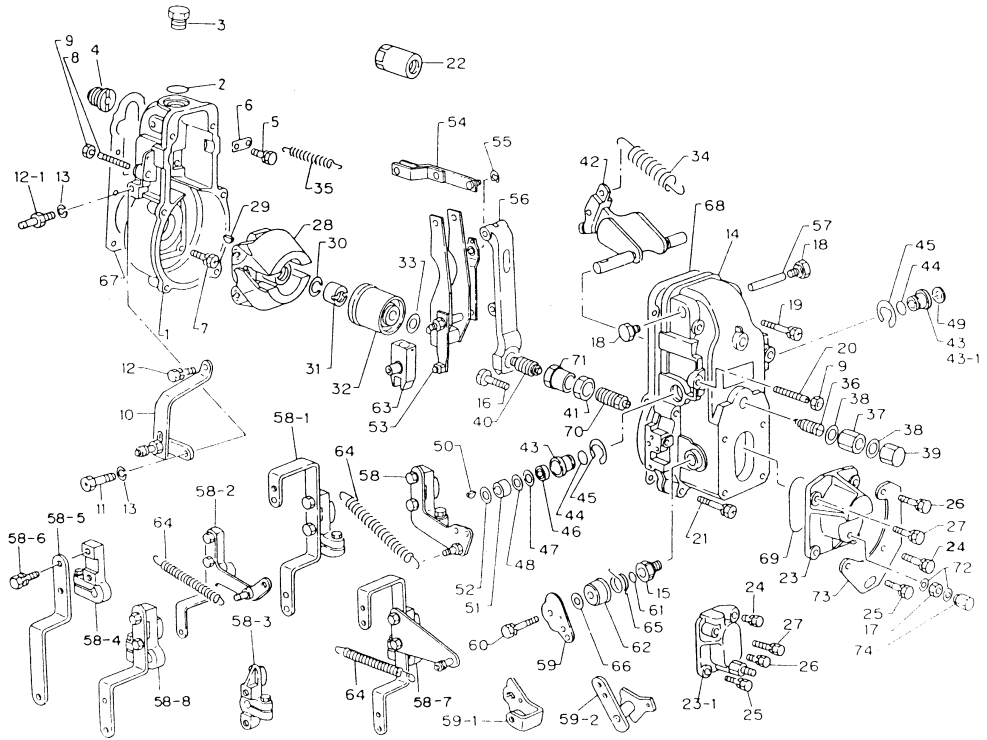
GOVERNOR ; INJ. PUMP (ZEXEL)



Key No.	Part No.	Part Name	Per Unit	L	S · C	I T C	Remarks	NOTE
33	115729-8910	SHIM ; T = 2.0	A/R	1	A			
33	115729-8920	SHIM ; T = 3.0	A/R	1	A			
33	115729-8930	SHIM ; T = 4.0	A/R	1	A			
34	515723-0680	SPRING ; GOV.	1	1	A			
35	981322-2350	SPRING	1	1	A			
36	115723-0730	CAPSULE ; SPRING	1	1	A			
37	515729-2090	NUT	1	1	A			
38	894144-5880	GASKET	2	1	A			
39	115729-0920	NUT ; CAP	1	1	A			
40	115729-2790	CAPSULE ; SPRING	1	1	A			
41	900813-0230	NUT	1	1	A			
42	897041-6600	LEVER ; SWIVEL	1	1	A			
43	897024-2390	BUSH	1	1	A			
43 1	897024-2400	BUSH	1	1	A			
44	981321-2050	O-RING	2	1	A			
45	909185-4150	RING ; SNAP	2	1	A			
46	115729-0980	SEAL ; OIL	1	1	A			
47	115729-0990	SHIM	1	1	A			
48	981325-0970	SHIM (T = 0.3)	A/R	1	A			
50	981325-0300	KEY ; WOODRUFF	1	1	A			
51	115729-3010	COLLAR	1	1	A			
52	981325-4880	WASHER	A/R	1	A			
53	115725-0150	LEVER ASM. ; GUIDE	1	1	A			
54	115725-0110	LINK	1	1	A			
55	909185-4040	RING ; SNAP	1	1	A			
56	515725-0170	LEVER ; TENSION	1	1	A			
57	981325-0620	PIN	1	1	A			
58 1	894441-8410	LEVER	1	1	A			
59	894167-7970	LEVER	1	1	A			
60	901900-6160	BOLT	1	1	A			
61	981391-9060	O-RING	1	1	A			
62	981325-2100	CAP	1	1	A			
63	115725-0170	LEVER ASM.	1	1	A			
65	115723-2190	SPRING	1	1	A			
66	115729-2940	SHIM ; T = 0.2	A/R	1	A			

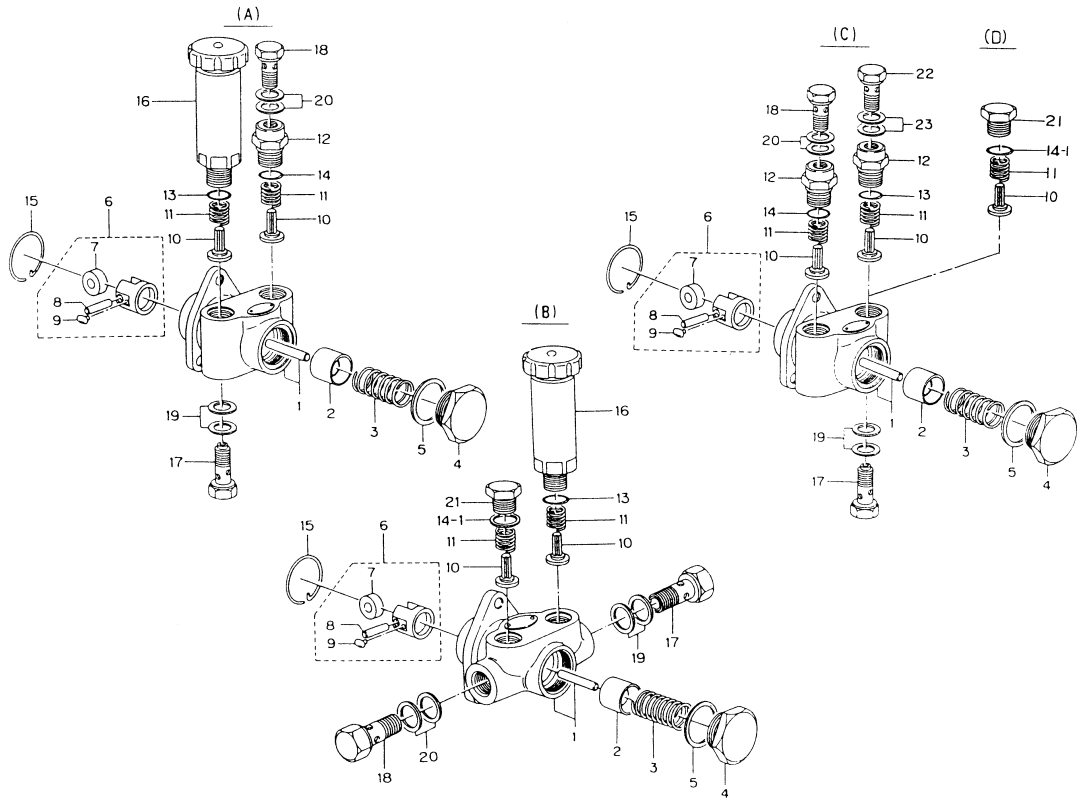
53

GOVERNOR ; INJ. PUMP (ZEXEL)



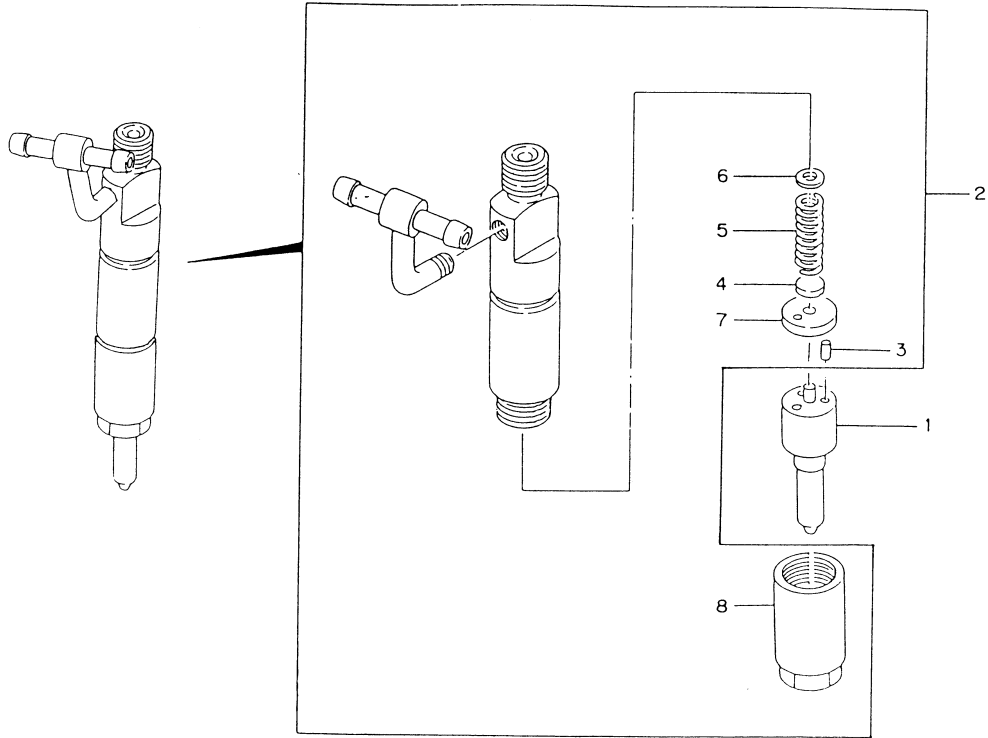
Key No.	Part No.	Part Name	Per Unit	L	S • C	I T C	Remarks	N O T E
66	115729-2950	SHIM ; T = 0.25	A/R	1	A			
66	115729-2960	SHIM ; T = 0.3	A/R	1	A			
66	115729-2970	SHIM ; T = 0.35	A/R	1	A			
66	115729-2980	SHIM ; T = 0.4	A/R	1	A			
66	115729-2990	SHIM ; T = 0.5	A/R	1	A			
67	515729-0010	GASKET	1	1	A			
68	115729-0020	GASKET	1	1	A			
69	981391-9070	O-RING	1	1	A			
72	515729-0990	GASKET	2	1	A			
73	894167-7980	BRACKET	1	1	A			
74	115729-0930	NUT ; CAP	1	1	A			

FEED PUMP ; INJ. PUMP (ZEXEL)



Key No.	Part No.	Part Name	Per Unit	L	S	I	T	C	Remarks	NOTE
1	894178-8430	PUMP ASM. ; FEED (A) (PA06S)	1		B					
2	515751-0120	HOUSING ; FEED PUMP	1	1	A					
3	981351-2050	PISTON	1	1	A					
4	981351-3030	SPRING ; PISTON	1	1	A					
	894171-1850	PLUG	1	1	A					
5	981355-0350	GASKET	1	1	A					
6	515754-0010	TAPPET ASM.	1	1	A					
7	981351-4030	ROLLER	1	2	A					
8	981351-4100	PIN	1	2	A					
9	115759-0020	GUIDE	2	2	A					
10	981351-6020	VALVE	2	1	A					
11	981351-7020	SPRING	2	1	A					
12	115759-0030	ADAPTER	1	1	A					
13	119623-0160	O-RING	1	1	A					
14	119623-0160	O-RING	1	1	A					
15	981355-0250	RING ; SNAP	1	1	A					
16	894131-1300	PUMP ASM. ; PRIMING	1	1	A					
17	515759-0270	BOLT ; EYE	1	1	A					
18	115619-0820	BOLT ; EYE	1	1	A					
19	115759-0010	GASKET	2	1	A					
20	115759-0010	GASKET	2	1	A					

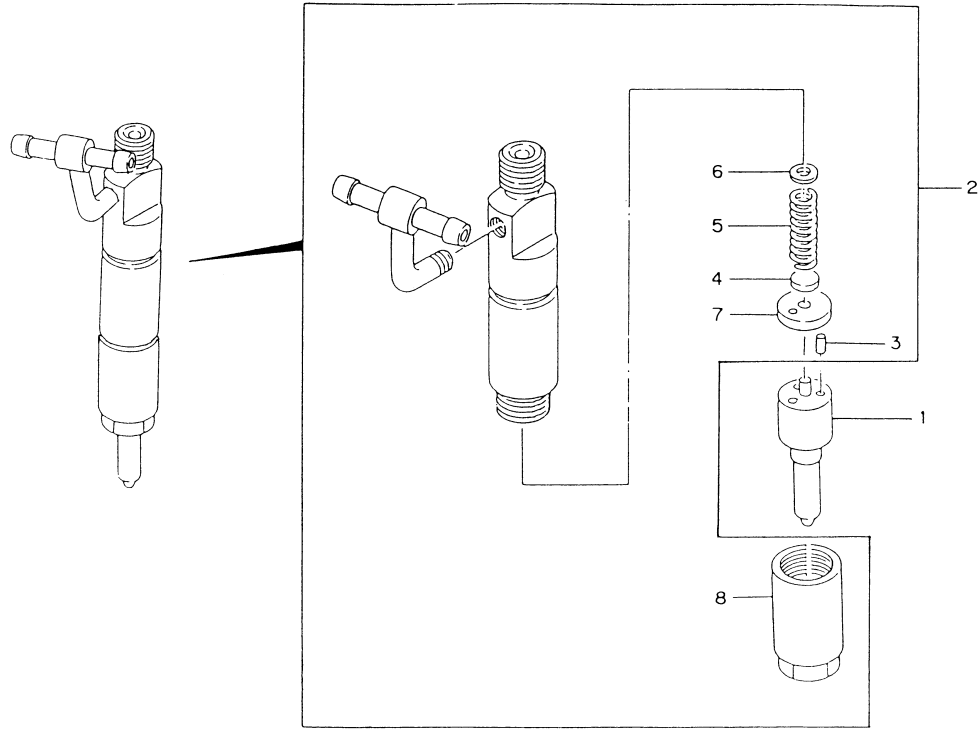
NOZZLE ASM. ; INJ. PUMP (ZEXEL)



Key No.	Part No.	Part Name	Per Unit	L	S • C	I T C	Remarks	NOTE
1	894122-2625	NOZZLE ASM. ; INJ. (PA20)	4		B	A	(93-9-)	
	894442-2240	NOZZLE ASM. ; INJ. (PA06S)	4		B	A	(93-7-)	
1	894442-2241	NOZZLE ASM. ; INJ. (PA06S)	4	1	A	A	(93-9-)	
	894122-2641	NOZZLE ; FUEL INJ. (PA20)	4	1	A	A	(93-9-)	
1	894122-2642	NOZZLE ; FUEL INJ. (PA20)	4	1	A	A	(93-9-)	
	894442-4020	NOZZLE ; FUEL INJ. (PA06S)	4	1	A	A	(93-9-)	
2	894122-2632	HOLDER ASM. ; NOZZLE (PA20)	4	1	A	A	(93-9-)	
2	894122-2633	HOLDER ASM. ; NOZZLE (PA20)	4	1	A	A	(93-9-)	
2	894442-2250	HOLDER ASM. ; NOZZLE (PA06S)	4	1	A	A	(93-9-)	
3	894174-1390	PIN	8	2	A	A	(93-9-)	
4	894174-1400	SEAT; SPRING (PA20)	4	2	A	A	(93-9-)	
4	894312-7230	SEAT; SPRING (PA06S)	4	2	A	A	(93-9-)	
4	894312-7230	SEAT; SPRING (PA20)	4	2	A	B	(93-9-)	
5	894174-1410	SPRING	4	2	A	A	(93-9-)	
6	894174-1420	SHIM ; T = 0.500 (PA06S)	A/R	2	A	D	(-93-9)	
6	894174-1420	SHIM ; T = 0.500 (PA20)	A/R	2	A	A	(-93-9)	
6 1	894174-1430	SHIM ; T = 0.525 (PA06S)	A/R	2	A	D	(-93-9)	
6 1	894174-1430	SHIM ; T = 0.525 (PA20)	A/R	2	A	A	(-93-9)	
6 2	894174-1440	SHIM ; T = 0.550 (PA06S)	A/R	2	A	D	(-93-9)	
6 2	894174-1440	SHIM ; T = 0.550 (PA20)	A/R	2	A	A	(-93-9)	
6 3	894174-1450	SHIM ; T = 0.575 (PA06S)	A/R	2	A	D	(-93-9)	
6 3	894174-1450	SHIM ; T = 0.575 (PA20)	A/R	2	A	A	(-93-9)	
6 4	894174-1460	SHIM ; T = 0.600 (PA06S)	A/R	2	A	D	(-93-9)	
6 4	894174-1460	SHIM ; T = 0.600 (PA20)	A/R	2	A	A	(-93-9)	
6 5	894174-1470	SHIM ; T = 0.625 (PA06S)	A/R	2	A	D	(-93-9)	
6 5	894174-1470	SHIM ; T = 0.625 (PA20)	A/R	2	A	A	(-93-9)	
6 6	894174-1480	SHIM ; T = 0.650 (PA06S)	A/R	2	A	D	(-93-9)	
6 6	894174-1480	SHIM ; T = 0.650 (PA20)	A/R	2	A	A	(-93-9)	
6 7	894174-1490	SHIM ; T = 0.675 (PA06S)	A/R	2	A	D	(-93-9)	
6 7	894174-1490	SHIM ; T = 0.675 (PA20)	A/R	2	A	A	(-93-9)	
6 8	894174-1500	SHIM ; T = 0.700 (PA06S)	A/R	2	A	D	(-93-9)	
6 8	894174-1500	SHIM ; T = 0.700 (PA20)	A/R	2	A	A	(-93-9)	
6 9	894174-1510	SHIM ; T = 0.725 (PA06S)	A/R	2	A	D	(-93-9)	
6 9	894174-1510	SHIM ; T = 0.725 (PA20)	A/R	2	A	A	(-93-9)	
6 10	894174-1520	SHIM ; T = 0.750 (PA06S)	A/R	2	A	D	(-93-9)	
6 10	894174-1520	SHIM ; T = 0.750 (PA20)	A/R	2	A	A	(-93-9)	

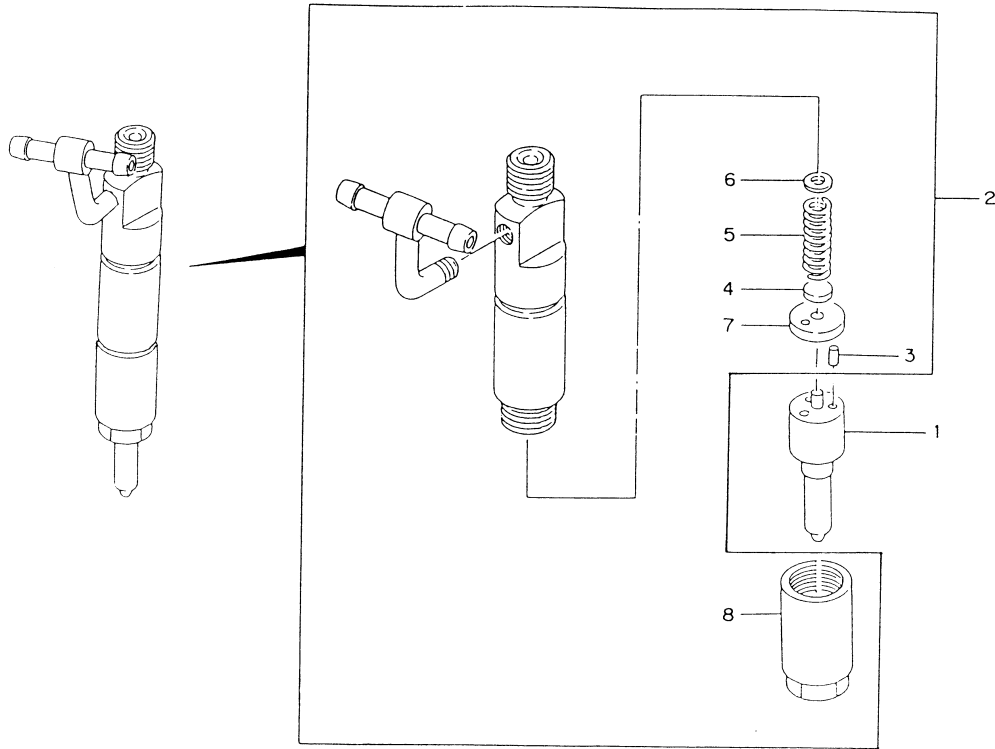
58

NOZZLE ASM. ; INJ. PUMP (ZEXEL)



Key No.	Part No.	Part Name	Per Unit	L	S C	I T C	Remarks	NOTE
6 10	894174-1520	SHIM ; T = 0.750 (PA20)	A/R	2	A			
6 11	894174-1530	SHIM ; T = 0.775 (PA06S)	A/R	2	A	D	(-93-9)	
6 11	894174-1530	SHIM ; T = 0.775 (PA20)	A/R	2	A			
6 12	894174-1540	SHIM ; T = 0.800 (PA06S)	A/R	2	A	D	(-93-9)	
6 12	894174-1540	SHIM ; T = 0.800 (PA20)	A/R	2	A			
6 13	894174-1550	SHIM ; T = 0.825 (PA06S)	A/R	2	A	D	(-93-9)	
6 13	894174-1550	SHIM ; T = 0.825 (PA20)	A/R	2	A			
6 14	894174-1560	SHIM ; T = 0.850 (PA06S)	A/R	2	A	D	(-93-9)	
6 14	894174-1560	SHIM ; T = 0.850 (PA20)	A/R	2	A			
6 15	894174-1570	SHIM ; T = 0.875 (PA06S)	A/R	2	A	D	(-93-9)	
6 15	894174-1570	SHIM ; T = 0.875 (PA20)	A/R	2	A			
6 16	894174-1580	SHIM ; T = 0.900 (PA06S)	A/R	2	A	D	(-93-9)	
6 16	894174-1580	SHIM ; T = 0.900 (PA20)	A/R	2	A			
6 17	894174-1590	SHIM ; T = 0.925 (PA06S)	A/R	2	A	D	(-93-9)	
6 17	894174-1590	SHIM ; T = 0.925 (PA20)	A/R	2	A			
6 18	894174-1600	SHIM ; T = 0.950 (PA06S)	A/R	2	A	D	(-93-9)	
6 18	894174-1600	SHIM ; T = 0.950 (PA20)	A/R	2	A			
6 19	894174-1610	SHIM ; T = 0.975 (PA06S)	A/R	2	A	D	(-93-9)	
6 19	894174-1610	SHIM ; T = 0.975 (PA20)	A/R	2	A			
6 20	894174-1620	SHIM ; T = 1.000 (PA06S)	A/R	2	A	D	(-93-9)	
6 20	894174-1620	SHIM ; T = 1.000 (PA20)	A/R	2	A			
6 21	894174-1630	SHIM ; T = 1.025 (PA06S)	A/R	2	A	D	(-93-9)	
6 21	894174-1630	SHIM ; T = 1.025 (PA20)	A/R	2	A			
6 22	894174-1640	SHIM ; T = 1.050 (PA06S)	A/R	2	A	D	(-93-9)	
6 22	894174-1640	SHIM ; T = 1.050 (PA20)	A/R	2	A			
6 23	894174-1650	SHIM ; T = 1.075 (PA06S)	A/R	2	A	D	(-93-9)	
6 23	894174-1650	SHIM ; T = 1.075 (PA20)	A/R	2	A			
6 24	894174-1660	SHIM ; T = 1.100 (PA06S)	A/R	2	A	D	(-93-9)	
6 24	894174-1660	SHIM ; T = 1.100 (PA20)	A/R	2	A			
6 25	894174-1670	SHIM ; T = 1.125 (PA06S)	A/R	2	A	D	(-93-9)	
6 25	894174-1670	SHIM ; T = 1.125 (PA20)	A/R	2	A			
6 26	894174-1680	SHIM ; T = 1.150 (PA06S)	A/R	2	A	D	(-93-9)	
6 26	894174-1680	SHIM ; T = 1.150 (PA20)	A/R	2	A			
6 27	894174-1690	SHIM ; T = 1.175 (PA06S)	A/R	2	A	D	(-93-9)	
6 27	894174-1690	SHIM ; T = 1.175 (PA20)	A/R	2	A			

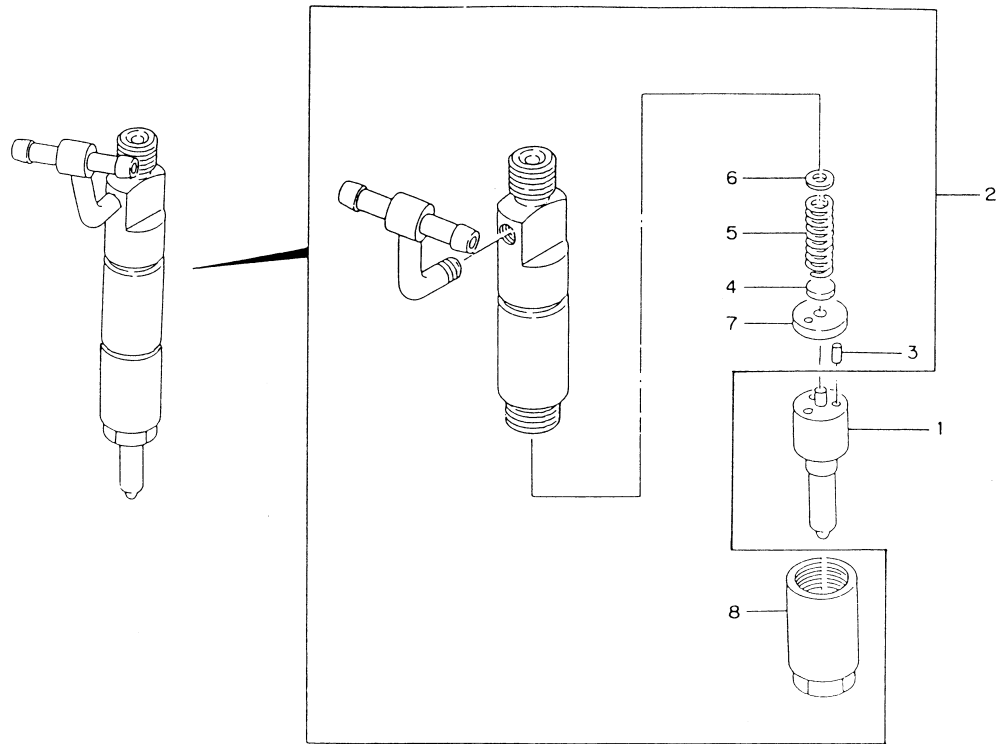
NOZZLE ASM. ; INJ. PUMP (ZEXEL)



Key No.	Part No.	Part Name	Per Unit	L	S • C	I T C	Remarks	NOTE
6 28	894174-1700	SHIM ; T = 1.200 (PA06S)	A/R	2	A			
6 28	894174-1700	SHIM ; T = 1.200 (PA20)	A/R	2	A	D	(-93-9)	
6 29	894174-1710	SHIM ; T = 1.225 (PA06S)	A/R	2	A			
6 29	894174-1710	SHIM ; T = 1.225 (PA20)	A/R	2	A	D	(-93-9)	
6 30	894174-1720	SHIM ; T = 1.250 (PA06S)	A/R	2	A			
6 30	894174-1720	SHIM ; T = 1.250 (PA20)	A/R	2	A	D	(-93-9)	
6 31	894174-1730	SHIM ; T = 1.275 (PA06S)	A/R	2	A			
6 31	894174-1730	SHIM ; T = 1.275 (PA20)	A/R	2	A	D	(-93-9)	
6 32	894174-1740	SHIM ; T = 1.300 (PA06S)	A/R	2	A			
6 32	894174-1740	SHIM ; T = 1.300 (PA20)	A/R	2	A	D	(-93-9)	
6 33	894174-1750	SHIM ; T = 1.325 (PA06S)	A/R	2	A			
6 33	894174-1750	SHIM ; T = 1.325 (PA20)	A/R	2	A	D	(-93-9)	
6 34	894174-1760	SHIM ; T = 1.350 (PA06S)	A/R	2	A			
6 34	894174-1760	SHIM ; T = 1.350 (PA20)	A/R	2	A	D	(-93-9)	
6 35	894174-1770	SHIM ; T = 1.375 (PA06S)	A/R	2	A			
6 35	894174-1770	SHIM ; T = 1.375 (PA20)	A/R	2	A	D	(-93-9)	
6 36	894174-1780	SHIM ; T = 1.400 (PA06S)	A/R	2	A			
6 36	894174-1780	SHIM ; T = 1.400 (PA20)	A/R	2	A	D	(-93-9)	
6 37	894174-1790	SHIM ; T = 1.425 (PA06S)	A/R	2	A			
6 37	894174-1790	SHIM ; T = 1.425 (PA20)	A/R	2	A	D	(-93-9)	
6 38	894174-1800	SHIM ; T = 1.450 (PA06S)	A/R	2	A			
6 38	894174-1800	SHIM ; T = 1.450 (PA20)	A/R	2	A	D	(-93-9)	
6 39	894174-1810	SHIM ; T = 1.475 (PA06S)	A/R	2	A			
6 39	894174-1810	SHIM ; T = 1.475 (PA20)	A/R	2	A	D	(-93-9)	
6 40	894174-1820	SHIM ; T = 1.500 (PA06S)	A/R	2	A			
6 40	894174-1820	SHIM ; T = 1.500 (PA20)	A/R	2	A	D	(-93-9)	
6 41	897027-4320	SHIM ; T = 0.1 (PA20)	A/R	2	A	E	(93-9-)	
6 42	897027-4330	SHIM ; T = 0.2 (PA20)	A/R	2	A	E	(93-9-)	
6 43	897027-4340	SHIM ; T = 0.3 (PA20)	A/R	2	A	E	(93-9-)	
6 44	897027-4350	SHIM ; T = 0.4 (PA20)	A/R	2	A	E	(93-9-)	
6 45	897027-4360	SHIM ; T = 0.5 (PA20)	A/R	2	A	E	(93-9-)	
6 46	897027-4370	SHIM ; T = 0.52 (PA20)	A/R	2	A	E	(93-9-)	
6 47	897027-4380	SHIM ; T = 0.54 (PA20)	A/R	2	A	E	(93-9-)	
6 48	897027-4390	SHIM ; T = 0.56 (PA20)	A/R	2	A	E	(93-9-)	
6 49	897027-4400	SHIM ; T = 0.58 (PA20)	A/R	2	A	E	(93-9-)	

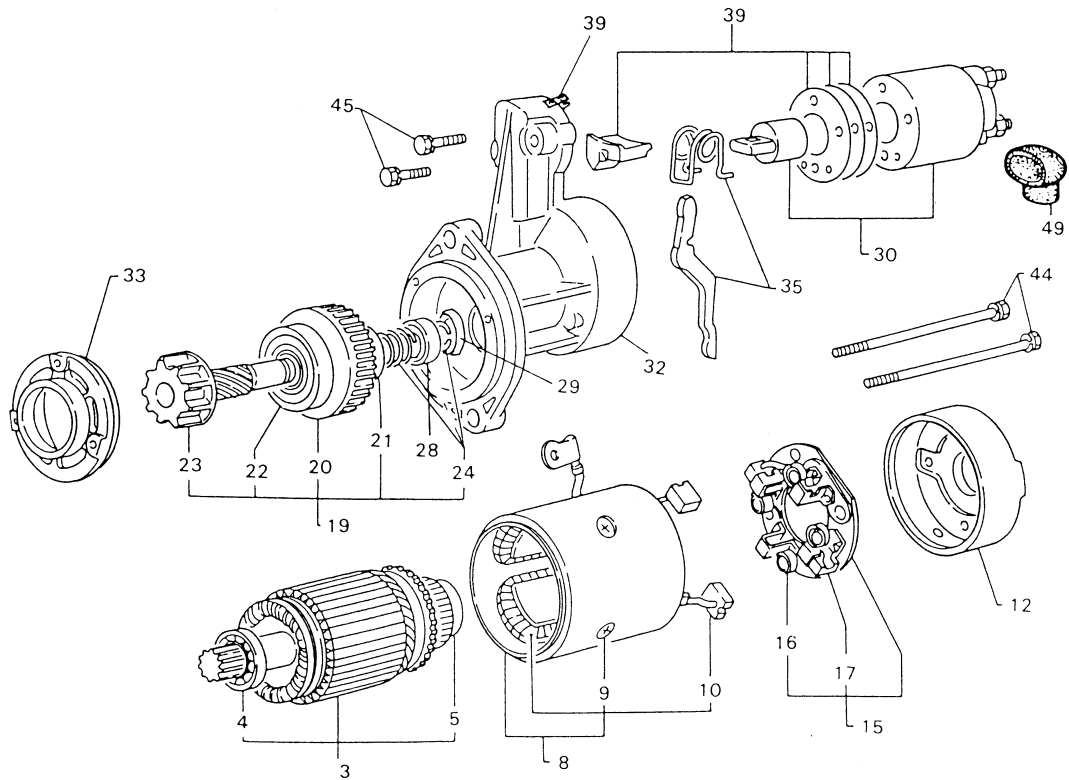
58

NOZZLE ASM. ; INJ. PUMP (ZEXEL)



Key No.	Part No.	Part Name	Per Unit	L	S • C	I T C	Remarks	NOTE
7	894174-1830	SPACER	4	2	A			
8	894174-1840	NUT ; RETAINING	4	2	A A A			

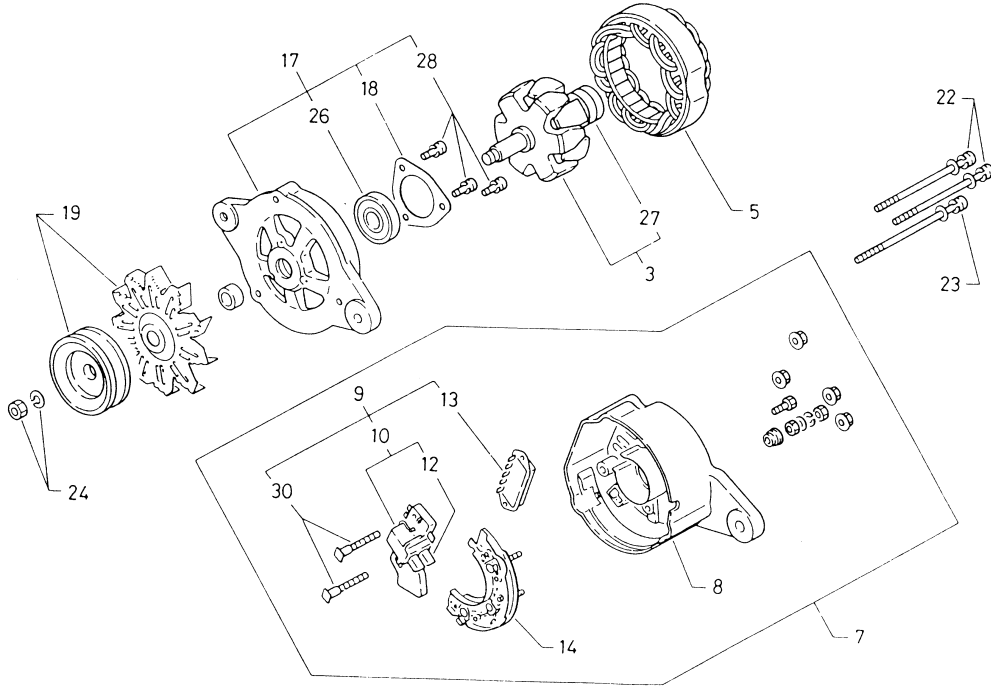
STARTER (HITACHI)



Key No.	Part No.	Part Name	Per Unit	L	S C	I T C	Remarks	NOTE
	894410-4090	STARTER ASM. ; 12V-2.2KW (PA06S)	1		B			
	897084-8770	STARTER ASM. ; 12V-2.2KW (PA20)	1		B			
3	894435-5610	ARMATURE ASM.	1	1	A			
4	894228-4360	BEARING ; BALL (1)	1	2	A			
5	894228-4370	BEARING ; BALL (2)	1	2	A			
8	894136-8990	COIL ASM. ; FIELD	1	1	A			
9	894228-4390	SCREW ; POL CORE	4	2	A			
10	894136-9000	BRUSH ; (+)	2	2	A			
12	894435-5620	COVER ASM. ; REAR	1	1	A			
15	894136-9010	HOLDER ASM. ; BRUSH (INCL 16)	1	1	A			
16	894242-0640	SPRING ; BRUSH	4	2	A			
17	894136-9000	BRUSH ; (-)	2	2	A			
19	894435-5630	CLUTCH ASM. ; PINION	1	1	A			
20	894450-9180	CLUTCH ASM. (PA06S)	1	2	A			
21	894228-4480	BEARING ; BALL (3)	1	2	A			
22	894228-4490	BEARING ; BALL (4)	1	2	A			
23	894450-9190	SHAFT ; PISTON (PA06S)	1	2	A			
24	894228-4500	STOPPER SET	1	2	A			
28	894435-5660	BEARING ; BALL	1	1	A			
29	894435-5670	HOLDER ; BEARING	1	1	A			
30	894435-5680	SWITCH ASM. ; MAGNETIC (PA06S)	1	1	A	A	(-93-9)	
30	897084-7070	SWITCH ASM. ; MAGNETIC	1	1	A	A	(93-9-)	
32	894435-5690	CASE ; GEAR	1	1	A			
33	894435-5700	RETAINER ; BEARING	1	1	A			
35	894435-5710	LEVER SET ; SHIFT	1	1	A			
39	894435-5720	COVER KIT ; DUST	1	1	A			
44	894242-0710	BOLT ; THROUGH	2	1	A			
45	581129-2940	BOLT ; (D = 6)	2	1	A			
49	581129-0690	COVER ; TERMINAL	1	1	A			

63

GENERATOR (HITACHI)



Key No.	Part No.	Part Name	Per Unit	L	S • C	I T C	Remarks	NOTE
	894423-7560	GENERATOR ASM. 12V-35A	1		B			
3	581221-0630	ROTOR ASM.	1	1	A			
5	581211-0580	STATOR ASM.	1	1	A			
7	581214-1310	COVER ASM. ; REAR	1	1	A			
8	581214-1320	COVER ; REAR	1	1	A			
9	581219-0360	REGURATOR ASM. ; BRUSH	1	1	A			
10	581215-0400	BRUSH ASM.	1	1	A			
12	581215-0400	BRUSH	2	1	A			
13	581270-0040	REGURATOR ASM. ; IC	1	1	A			
14	581262-0050	DIODE ASM.	1	1	A			
17	581213-0430	COVER ASM. ; FRONT	1	1	A			
18	581229-0290	RETAINER ; BEARING	1	1	A			
19	581222-0770	PULLEY ASM.	1	1	A			
22	581229-1820	BOLT ; THROUGH	2	1	A			
23	581229-1830	BOLT ; THROUGH	1	1	A			
24	982235-0150	NUT ; PULLEY	1	1	A			
26	509800-0870	BEARING ; BALL	1	1	A			
27	900090-1810	BEARING ; BALL	1	1	A			
28	581229-1650	SCREW KIT	1	1	A			
30	581229-1660	BOLT ; D=5	2	1	A			

MEMO

INDEX

NUMERICAL

Engine for TL26 4JB1PA-06S,PA20 (ISUZU) S/N 2620002-2620779

Part No.	Page	Key No.	Part No.	Page	Key No.	Part No.	Page	Key No.	Part No.	Page	Key No.
001109-2500	10-40	46	115729-2940	10-53	66	515619-0360	10-48	27	894110-4791	10-31	3
001209-2500	10-40	46	115729-2950	10-54	66	515619-0370	10-49	27	894110-4801	10-31	10
050040-6120	10-34	10	115729-2960	10-54	66	515619-0390	10-50	43	894110-5600	10-35	8
050040-6140	10-25	12	115729-2970	10-54	66		10-50	44	894121-1130	10-22	21-2
050040-6160	10-27	15-1	115729-2980	10-54	66	515619-0410	10-48	26		10-22	21-2
050040-8160	10-31	11	115729-2990	10-54	66	515619-0440	10-48	3-1	894122-0521	10-41	31-2
050040-8180	10-41	3-1	115729-3010	10-53	51	515619-0480	10-43	13	894122-2625	10-39	10
050040-8200	10-25	23	115729-8910	10-53	33	515619-1060	10-49	27		10-56	
	10-43	22	115729-8920	10-53	33	515619-1070	10-49	27	894122-2632	10-56	2
050040-8220	10-34	20	115729-8930	10-53	33	515619-1080	10-49	27	894122-2633	10-56	2
	10-36	51	115759-0010	10-50	49	515619-1090	10-49	27	894122-2641	10-56	1
	10-41	21		10-55	19	515619-1100	10-49	27	894122-2642	10-56	1
050040-8250	10-37	7		10-55	20	515619-1360	10-48	11	894123-3493	10-30	15
	10-41	3	115759-0020	10-55	9	515619-1560	10-50	52	894123-6231	10-22	19-1
050040-8300	10-27	30	115759-0030	10-55	12	515625-0010	10-48	20	894125-3526	10-22	1
	10-35	35	115779-0400	10-52	17	515629-0150	10-50	43	894125-7470	10-30	11
	10-37	23	119623-0160	10-55	13		10-50	44	894125-8480	10-34	1
050040-8320	10-25	25		10-55	14	515629-0160	10-50	43	894125-8591	10-39	13
050040-8350	10-41	10	182410-0082	10-44	24-2		10-50	44	894127-7973	10-31	1
050040-8400	10-36	43	509000-0690	10-31	8	515629-0170	10-50	43	894130-0211	10-23	22
	10-25	23	509000-0841	10-31	16		10-50	44	894130-5580	10-22	5
	10-25	23		10-35	20	515629-0180	10-50	43	894130-5590	10-22	7
050040-8600	10-25	25	509000-0870	10-27	27		10-50	44	894131-1300	10-55	16
050040-8700	10-35	35	509000-1580	10-25	25	515629-0190	10-50	43	894133-2075	10-22	19
050041-0220	10-41	38	509000-2270	10-24	43-1		10-50	44	894133-2751	10-31	25
	10-42	6		10-26	10	515629-0200	10-50	43	894133-4840	10-41	1
050041-0250	10-24	45	509000-2732	10-30	24		10-50	44	894133-4852	10-22	15
	10-37	33	509030-0201	10-35	35	515629-0380	10-50	43	894133-7312	10-31	28
	10-41	38	509030-0330	10-41	38		10-50	44	894133-7596	10-44	15
050041-0280	10-41	3	509409-0160	10-30	8	515629-0450	10-51	60	894133-9690	10-30	13
	10-26	10-2	509503-1270	10-30	25	515629-0900	10-50	43	894133-9722	10-31	41
050041-0320	10-33	30	509539-0020	10-43	15		10-50	44	894136-8990	10-60	8
050041-0350	10-42	6	509600-0130	10-22	3-4	515637-0020	10-49	31	894136-9000	10-60	10
050041-2300	10-24	43-2		10-23	6-4		10-51	55		10-60	17
	10-26	10-1	509605-0050	10-35	31	515641-0030	10-48	16	894136-9010	10-60	15
050041-4250	10-41	38		10-35	31	515643-0010	10-48	17	894137-6740	10-39	18
050051-2280	10-44	2		10-36	49	515643-0090	10-49	28	894139-5261	10-37	17
050051-2350	10-44	2	509605-0192	10-23	12	515644-0170	10-48	19	894139-7380	10-37	6
050140-6140	10-42	5	509623-0020	10-34	2	515723-0680	10-53	34	894139-7471	10-34	6-1
050140-6180	10-25	53	509625-0790	10-25	8	515725-0170	10-53	56	894139-7581	10-31	12
	10-27	27	509637-0130	10-35	26	515729-0010	10-54	67	894139-7610	10-31	19
050140-8180	10-39	5-7	509637-0281	10-37	32	515729-0270	10-52	7	894140-1171	10-25	5-2
050140-8250	10-27	30	509637-0281	10-37	32	515729-0330	10-52	21	894141-9371	10-31	14
	10-29	20	509675-0181	10-34	7	515729-0340	10-52	30	894142-1561	10-30	19
050140-8300	10-33	19	509800-0380	10-49	OR	515729-0530	10-52	18	894142-1590	10-37	6
	10-35	28		10-49	OR	515729-0540	10-52	19	894143-2020	10-31	32
050141-0250	10-43	23-1	509800-0870	10-61	26	515729-0990	10-54	72	894143-4771	10-33	20
109300-0400	10-22	13	511129-0030	10-23	11	515729-1230	10-52	8	894143-4790	10-33	21
109468-0021	10-39	32	511129-0060	10-22	3-1	515729-1670	10-52	25	894144-5880	10-53	38
109600-0051	10-22	3		10-23	10		10-52	26	894146-5820	10-34	17-1
	10-23	6-3	511219-0080	10-23	6-2	515729-2090	10-53	37	894147-5280	10-27	8-2
109600-0112	10-22	3-2	511219-0150	10-22	3-5	515729-2860	10-52	33	894149-3781	10-37	1-1
109623-0130	10-48	14		10-23	6-5	515729-2870	10-52	33	894152-2830	10-31	34
109623-0520	10-48	21	511219-0170	10-23	6-1	515729-3720	10-52	32	894152-3440	10-31	33
109623-2350	10-27	7	511219-0180	10-23	6	515751-0120	10-55	1	894152-3451	10-31	38
	10-27	7		10-23	9	515754-0010	10-55	6	894152-3460	10-31	36
109707-0111	10-40	47	511321-0090	10-25	10	515759-0270	10-55	17	894152-3530	10-39	17
111282-0130	10-25	11	511360-3543	10-27	1-5	519619-0490	10-50	47	894152-7110	10-30	3
111760-1860	10-27	22	511367-0040	10-27	9		10-52	29	894152-9051	10-43	21
114219-0750	10-38	39	511721-0160	10-22	6	581129-0690	10-60	49	894153-0510	10-22	25
	10-38	7-1	512235-0090	10-30	7	581129-2940	10-60	45	894153-7231	10-44	17
115619-0030	10-48	9	512519-0021	10-31	9	581211-0580	10-61	5	894155-3602	10-25	1-2
115619-0240	10-48	4		10-31	22	581213-0430	10-61	17	894155-7211	10-25	51
115619-0820	10-50	48	512521-0250	10-30	22	581214-1310	10-61	7	894155-7222	10-25	52
	10-55	18	512563-0010	10-22	10	581214-1320	10-61	8	894158-1080	10-22	25
115619-2820	10-52	24	512565-0040	10-31	30	581215-0400	10-61	10	894167-7840	10-48	15
115622-0030	10-48	24	512569-0060	10-22	8		10-61	12	894167-7850	10-48	16
115629-0010	10-48	25	513128-0100	10-29	8	581219-0360	10-61	9	894167-7860	10-50	45
115639-0030	10-49	32	513212-0751	10-33	22	581221-0630	10-61	3	894167-7870	10-50	50
115639-0880	10-50	43	513642-0640	10-35	11	581222-0770	10-61	19	894167-7920	10-52	22
	10-50	44	513660-3080	10-36	40-1	581229-0290	10-61	18	894167-7970	10-53	59
115649-0010	10-48	18	515411-2231	10-39	28	581229-1650	10-61	28	894167-7980	10-54	73
115721-0140	10-52	14	515619-0010	10-48	27	581229-1660	10-61	30	894167-8030	10-43	11
115721-0230	10-52	23	515619-0020	10-48	27	581229-1820	10-61	22	894167-8820	10-33	4
115721-1040	10-52	1	515619-0030	10-48	27	581229-1830	10-61	23	894167-8830	10-33	5
115722-0170	10-52	28	515619-0040	10-48	27	581262-0050	10-61	14	894167-8840	10-33	8
115723-0730	10-53	36	515619-0050	10-49	27	581270-0040	10-61	13	894167-8850	10-33	9
115723-2190	10-53	65	515619-0070	10-49	27	581410-0234	10-44	15	894167-8860	10-33	10
115725-0110	10-53	54	515619-0080	10-49	27	582410-0122	10-44	24	894168-5520	10-30	1
115725-0150	10-53	53	515619-0090	10-49	27	582450-0200	10-44	38-1	894168-5540	10-30	2
	10-53	63	515619-0100	10-49	27	582480-0020	10-45	32	894170-1231	10-34	5
115729-0020	10-54	68	515619-0110	10-49	27	582553-0671	10-44	43	894171-1090	10-48	8
115729-0150	10-52	2	515619-0120	10-49	27	582659-0440	10-44	34-1	894171-1100	10-48	13
115729-0380	10-52	3	515619-0130	10-49	27	891325-3970	10-52	6	894171-1850	10-55	4
115729-0920	10-53	39	515619-0150	10-49	27	894107-5860	10-25				

Engine for TL26 4JB1PA-06S,PA20 (ISUZU) S/N 2620002-2620779

Part No.	Page	Key No.	Part No.	Page	Key No.	Part No.	Page	Key No.	Part No.	Page	Key No.
894174-1420	10-56	6	894214-9620	10-35	29	894428-7992	10-25	2-2	897021-5000	10-49	36
	10-56	6	894224-8290	10-35	22	894428-8010	10-37	17-1	897024-2390	10-53	43
894174-1430	10-56	6-1	894226-0080	10-35	10	894428-8030	10-37	15-2	897024-2400	10-53	43-1
	10-56	6-1	894228-4360	10-60	4	894428-8060	10-43	10	897027-4320	10-58	6-41
894174-1440	10-56	6-2	894228-4370	10-60	5	894428-8120	10-35	30	897027-4330	10-58	6-42
	10-56	6-2	894228-4390	10-60	9	894428-9310	10-33	2	897027-4340	10-58	6-43
894174-1450	10-56	6-3	894228-4480	10-60	21	894429-4230	10-30	23-1	897027-4350	10-58	6-44
	10-56	6-3	894228-4490	10-60	22	894429-4310	10-37	31	897027-4360	10-58	6-45
894174-1460	10-56	6-4	894228-4500	10-60	24	894430-0000	10-39	5-5	897027-4370	10-58	6-46
	10-56	6-4	894235-3690	10-23	21	894430-0010	10-39	5-6	897027-4380	10-58	6-47
894174-1470	10-56	6-5	894238-6100	10-39	20	894431-5230	10-22	1	897027-4390	10-58	6-48
	10-56	6-5	894239-1510	10-22	19	894432-6420	10-23	3	897027-4400	10-58	6-49
894174-1480	10-56	6-6	894242-0640	10-60	16	894433-1771	10-30	3	897040-4160	10-44	43
	10-56	6-6	894242-0710	10-60	44	894433-3020	10-32	43	897041-6600	10-53	42
894174-1490	10-56	6-7	894247-3551	10-22	12	894433-3030	10-31	39	897044-1120	10-29	3
	10-56	6-7	894247-8612	10-23	2	894433-3040	10-32	41	897049-7080	10-33	2
894174-1500	10-56	6-8	894247-8671	10-30	5	894433-4270	10-39	14		10-33	2
	10-56	6-8	894247-8751	10-31	26	894433-7160	10-22	12	897065-9841	10-30	18
894174-1510	10-56	6-9	894247-9031	10-22	24	894433-7171	10-39	16-1		10-30	18
	10-56	6-9	894247-9652	10-30	6	894433-7320	10-22	11	897084-7070	10-60	30
894174-1520	10-56	6-10	894247-9680	10-30	10	894434-0711	10-36	48	897084-8770	10-44	1
	10-57	6-10	894247-9700	10-30	12	894434-8271	10-34	1		10-60	
894174-1530	10-57	6-11	894248-1610	10-44	46	894435-5610	10-60	3	897120-9330	10-27	8-1
	10-57	6-11	894250-1630	10-35	7	894435-5620	10-60	12	900090-1810	10-61	27
894174-1540	10-57	6-12	894250-1720	10-22	16	894435-5630	10-60	19	900090-6770	10-49	37
	10-57	6-12	894250-5140	10-23	8	894435-5660	10-60	28		10-49	39
894174-1550	10-57	6-13	894250-5611	10-39	15	894435-5670	10-60	29	900813-0230	10-53	41
	10-57	6-13	894250-6151	10-22	18	894435-5680	10-60	30	901055-6500	10-36	43
894174-1560	10-57	6-14	894252-5361	10-31	27	894435-5690	10-60	32	901066-0600	10-32	43
	10-57	6-14	894254-6011	10-35	25-3	894435-5700	10-60	33	901900-6120	10-34	10
894174-1570	10-57	6-15	894256-8000	10-36	45	894435-5710	10-60	35	901900-6140	10-25	12
	10-57	6-15	894258-2360	10-35	34	894435-5720	10-60	39		10-50	46
894174-1580	10-57	6-16	894312-7230	10-56	4	894437-3974	10-23	1	901900-6160	10-52	27
	10-57	6-16		10-56	4	894437-3976	10-23	1		10-53	60
894174-1590	10-57	6-17	894316-3420	10-33	1	894438-3050	10-31	31	901900-8180	10-52	5
	10-57	6-17	894316-3430	10-33	3	894440-2870	10-48	15	901900-8250	10-29	9
894174-1600	10-57	6-18	894318-4072	10-26	5	894440-9690	10-45	30	901910-6160	10-27	15-1
	10-57	6-18	894322-7940	10-35	3	894441-5920	10-40	44	901910-8160	10-31	11
894174-1610	10-57	6-19	894324-1590	10-30	11	894441-8410	10-53	58-1	901910-8180	10-27	33
	10-57	6-19	894326-3510	10-31	3	894441-9431	10-43	1		10-41	3-1
894174-1620	10-57	6-20	894326-4390	10-39	12		10-48		901910-8200	10-25	23
	10-57	6-20	894329-6220	10-33	3	894441-9441	10-43	5		10-43	22
894174-1630	10-57	6-21		10-33	3		10-52		901910-8220	10-34	20
	10-57	6-21	894329-6921	10-30	6	894442-2240	10-39	10		10-36	51
894174-1640	10-57	6-22	894332-3270	10-22	11		10-56			10-41	21
	10-57	6-22	894338-0790	10-29	10	894442-2241	10-39	10	901910-8250	10-37	7
894174-1650	10-57	6-23	894340-4031	10-37	30		10-56			10-41	3
	10-57	6-23	894362-2020	10-35	26	894442-2250	10-56	2	901910-8300	10-27	37
894174-1660	10-57	6-24	894369-3730	10-27	22-2	894442-4020	10-56	1		10-35	35
	10-57	6-24	894369-6420	10-31	19	894443-6620	10-30	15		10-37	23
894174-1670	10-57	6-25	894371-7120	10-41	17	894446-7761	10-42	1-1	901910-8320	10-25	25
	10-57	6-25	894379-7140	10-41	1	894447-5590	10-37	30	901910-8350	10-41	10
894174-1680	10-57	6-26	894381-1481	10-43	1	894447-5930	10-22	20-2	901910-8450	10-25	23
	10-57	6-26		10-48		894448-0030	10-42	2-1	901911-0220	10-41	38
894174-1690	10-57	6-27	894386-5960	10-48	8-1	894448-8651	10-40	38		10-42	6
	10-57	6-27	894410-4040	10-33	28	894449-3630	10-45	31	901911-0250	10-24	45
894174-1700	10-58	6-28	894410-4072	10-30	16-4	894450-0971	10-31	13		10-37	33
	10-58	6-28		10-30	16-4	894450-9180	10-60	20	901911-0280	10-41	3
894174-1710	10-58	6-29	894410-4090	10-44	1	894450-9190	10-60	23		10-41	38
	10-58	6-29		10-60		894453-3410	10-44	30	901911-0300	10-37	33
894174-1720	10-58	6-30	894416-8610	10-50	50-1	894453-3411	10-44	30	901911-0320	10-33	30
	10-58	6-30	894416-8630	10-37	30	894453-3440	10-23	24	901911-0350	10-42	6
894174-1730	10-58	6-31	894418-1553	10-23	40-2	894453-7620	10-30	2	901911-2300	10-24	43-2
	10-58	6-31	894419-4550	10-30	10	894454-4790	10-30	12	901931-2280	10-44	2
894174-1740	10-58	6-32	894419-6020	10-30	17	894455-4950	10-29	2	901970-6140	10-42	5
	10-58	6-32	894419-7291	10-30	7	894457-5170	10-43	12	901970-6180	10-25	53
894174-1750	10-58	6-33	894422-3260	10-35	10	894462-1371	10-33	1	901970-8180	10-39	5-7
	10-58	6-33	894422-6000	10-24	50		10-33	1	901970-8250	10-27	30
894174-1760	10-58	6-34	894423-7460	10-41	20	894465-6600	10-22	20-2		10-29	20
	10-58	6-34	894423-7490	10-39	1	894468-5170	10-27	21-1	901970-8300	10-33	19
894174-1770	10-58	6-35	894423-7500	10-39	2		10-27	21-1		10-35	28
	10-58	6-35	894423-7510	10-39	3	894471-3580	10-23	7	901970-8450	10-27	30
894174-1780	10-58	6-36	894423-7520	10-39	4	894471-8792	10-23	1	901971-0250	10-43	23-1
	10-58	6-36	894423-7531	10-35	1-1	894473-9670	10-39	18	903910-4080	10-22	17
894174-1790	10-58	6-37	894423-7560	10-44	10	894475-0120	10-25	6	904011-0300	10-50	51
	10-58	6-37		10-61		894476-6960	10-22	15	904110-8220	10-35	21
894174-1800	10-58	6-38	894424-1421	10-39	27	8947011-0740	10-37	30-3	904110-8250	10-37	8
	10-58	6-38	894424-1430	10-39	29	897011-4881	10-37	1-1	904110-8350	10-37	24
894174-1810	10-58	6-39	894425-2980	10-33	18	897011-6850	10-33	20	904110-8400	10-28	38
	10-58	6-39	894427-1961	10-23	4	897011-6860	10-33	23	908000-7180	10-31	7
894174-1820	10-58	6-40	894427-1981	10-23	4-1	897011-6871	10-39	31	908030-7430	10-30	21
	10-58	6-40	894427-2001	10-23	4-2	897012-8360	10-51	56	908151-0200	10-23	25
894174-1830	10-59	7	894427-3602	10-35	36	897014-4160	10-27	8-2		10-25	7
	10-59	8		10-35	36	897015-5151	10-27	27	908161-0320	10-23	38
894174-1840	10-41	2	894427-5012	10-39	19	897017-7870	10-39	1	909110-4080	10-28	39
894178-0810	10-35	18	894428-5381	10-41	30-2	89701					

Engine for TL26 4JB1PA-06S,PA20 (ISUZU) S/N 2620002-2620779

Part No.	Page	Key No.	Part No.	Page	Key No.	Part No.	Page	Key No.	Part No.	Page	Key No.
909110-5100	10-33	30-2	981225-0580	10-49	34						
	10-39	16	981235-0030	10-49	35						
909111-4080	10-44	3	981235-0150	10-49	29						
909111-5080	10-31	35	981235-0170	10-48	3						
909150-5080	10-22	23	981235-0210	10-49	30						
	10-28	40	981235-0420	10-49	27						
	10-35	15	981235-0430	10-49	27						
	10-37	11	981235-0440	10-49	27						
	10-37	26	981235-0450	10-49	27						
	10-41	8	981315-0650	10-52	4						
	10-41	19	981321-2050	10-53	44						
	10-44	4	981322-2350	10-53	35						
909150-5100	10-24	49	981325-0300	10-53	50						
	10-33	30-2	981325-0620	10-53	57						
909150-5120	10-25	21	981325-0860	10-52	31						
909150-6100	10-50	54	981325-0880	10-52	33						
909150-8120	10-24	44	981325-0970	10-53	48						
909160-5050	10-42	3	981325-1770	10-52	20						
909160-5080	10-41	9	981325-2100	10-53	62						
909164-0100	10-32	42	981325-4290	10-52	15						
	10-50	53	981325-4880	10-53	52						
909164-7080	10-27	37-1	981325-5510	10-52	33						
	10-41	11	981325-5520	10-52	33						
909180-0190	10-31	40	981325-5530	10-52	33						
909185-4040	10-42	4-1	981351-2050	10-55	2						
	10-53	55	981351-3030	10-55	3						
909185-4150	10-53	45	981351-4030	10-55	7						
909202-3080	10-33	26	981351-4100	10-55	8						
909563-2150	10-39	12	981351-6020	10-55	10						
909571-3160	10-35	31-2	981351-7020	10-55	11						
	10-44	27	981355-0250	10-55	15						
909571-4080	10-33	27	981355-0350	10-55	5						
	10-34	19	981391-9060	10-53	61						
	10-34	19	981391-9070	10-54	69						
	10-34	19	982235-0150	10-61	24						
909571-4120	10-26	7	982530-0410	10-44	41						
	10-26	7	982931-5110	10-44	8						
909571-4140	10-23	14	982951-3240	10-44	62						
909571-4160	10-23	17	982951-3250	10-44	62						
	10-27	7-2	982951-3320	10-44	62-1						
909572-0080	10-23	22-1	983151-4320	10-44	26						
	10-34	9	984410-0270	10-52	9						
909572-0100	10-51	57	988410-5020	10-43	14						
909572-0140	10-33	24	995821-2550	10-25	25-1						
	10-39	24	999202-3120	10-26	6						
	10-40	39	999202-3140	10-23	13						
	10-40	39	999202-3160	10-23	13						
909606-5350	10-24	41		10-23	16						
909630-0200	10-33	29		10-27	6-2						
909651-1160	10-32	42	999202-3200	10-27	6						
				10-27	6						
909661-0050	10-35	31-1									
909662-0070	10-43	16									
909662-0120	10-27	6									
909664-0010	10-23	5									
909715-0531	10-35	33									
909716-2450	10-41	4									
909801-2020	10-27	27									
909801-2021	10-41	6									
909802-6060	10-30	24									
909814-0141	10-35	14									
	10-29	6									
909878-0840	10-23	23									
909878-5970	10-44	25									
909902-2380	10-39	22									
909906-3251	10-40	53									
909920-6090	10-27	19									
911219-2150	10-27	31									
911219-2160	10-27	32									
911322-8020	10-25	11									
912626-0050	10-31	37									
	10-29	12									
913113-0771	10-29	7									
913140-1200	10-29	11									
913143-0100	10-33	18									
913219-0570	10-35	12									
913639-0010	10-36	37									
913642-0770	10-27	36									
914149-1730	10-38	12-1									
914217-0620	10-38	21									
914217-0740	10-38	36									
914219-2030	10-39	5-1									
915419-0721	10-48	2									
981215-1150	10-48	10									
981215-1440	10-48	22									
981221-2230	10-48	23									
981222-2200	10-50	43									
981225-0330	10-50	44									
981225-0470	10-50	41									
981225-0570	10-50	42									
	10-49	33									