

PARTS CATALOG

TB-2200 D

COMPACT EXCAVATOR

Body Parts

TAKEUCHI MFG. CO., LTD.

GENERAL INFORMATION

This Parts Catalog contains parts lists and indexed exploded views to provide replacement part information for Mini-Back Hoe, Model TB-2200D.

A illustration of each page is drawn under the same condition as the figure of the overall assembly of the model except Control Box, Engine Control, Bucket (Incl. optional Bucket), and Hydraulic devices.

"Right Hand", "Left Hand", "Front", and "Rear" sides of the upper machine section are determined by sitting the operator's seat facing the control levers.

"Rear" side of the lower machine section is determined by the traction motor.

are shown below of assembling parts, and which indicates daughter parts or grand daughter parts of parential relation.

Q' ty Q' ty shows the quantity used for one machine, however Q' ty of component parts shows the Q' ty used for one assembling parts. For certain parts an A. R. will be shown in the quantity column. This A. R. indicates the quantity to be used is "As required".

REMARKS Other essential particulars are put down. A number after "#" shows the serial number of the machine on which the part is used.

NOTE This column is provided only case of need.

Rev. ○ When changes to this book are necessary, revised pages will be issued with the same Fig. number as those they replace and the Rev. number in the circle (Rev. ①, Rev. ②, Rev. ③) will be advanced.

Interchangeability "↓↑" mark after description indicates the interchangeability between the part with this mark and one part just above or below it.

Fig.No.	DESCRIPTION	IL	LI	REMARKS
01	Overall Figure	○		
02	Lower Machine	△	○	ILLUST ; Item 1 is slightly retouched.
03	Carrier Roller	○	△	LIST ; Item 5 is modified.
04	Track Roller	○	○	
05	Front Idler	△	○	ILLUST ; Retouched
06	Track Tension	○	○	
07	Piping, Lower	×	×	#74~ ILLUST ; Motor drainage modified.
08	Turntable & Slew Gearbox	△	○	ILLUST ; Item 6 retouched. its aspect.
09	Piping, Upper	△	△	ILLUST ; Item 37 is modified. LIST ; Errors are corrected.
10	Valve Mounting	○	○	
11-1	Hydraulic Tank	×	×	#73~ For U.S.A. Air breather is installed
11-2	Hydraulic Tank	×	×	#73~ For France Air breather is installed
11-3	Hydraulic Tank	×	×	#73~ For England Air breather is installed
11-4	Hydraulic Tank	×	×	#73~ For Singapore Air breather is installed
12	Fuel Tank	○	△	LIST ; Error is corrected
13	Control Lever	○	○	
14	Control Box	×	×	#61~
15	Engine Control	○	×	#106 ~
16	Engine & Accessories	△	○	ILLUST ; Retouched LIST ; Error is corrected
17	Pump Drive	△	×	ILLUST ; Item No 27 is lettered. LIST ; Item 27 is added.
18	Electricals	△	×	ILLUST ; Error is corrected. LIST ; Item 1 is modified.
19	Covers	○	○	
20-1	Seat	○	○	Namba press's seat
20-2	Seat	○	○	Grammer's seat
21	Cabin	△	○	ILLUST ; Error is corrected (Item 36 dropped out)

IL=Illustration LI=List

○=Appropriated to

△=Somewhat retouched

×=Newly drawn up

Rev. ③

Fig.No.	DESCRIPTION	IL	LI	REMARKS
22	Hoe	△	×	ILLUST : Wrong Key Nos. are cprrected.
23	Bucket	○	○	
24	Piping, Hoe	×	×	ILLUST ; Errors are corrected. Item 8 is modified.
25	Stickers	×	×	#94 JOB→TAKE For U.S.A.
25-2	Stickers	×	×	For France
25-3	Stickers	×	×	For England
25-4	Stickers	×	×	For Singapore
26	Tools	×	×	ILLUST & LIST ; Errors are corrected.
27	Track Drive	×	×	#74~
28	Swivel Joint	×	×	#71~
29	Control Valve, Main	○	○	
30	Control Valve, Sub	△	○	ILLUST ; Errors are corrected.
31	Dividing Valve	○	○	
32	Slew Motor	○	△	ILLUST ; Errors are corrected.
33	Boom CYlinder	○	○	
34	Arm Cylinder	○	○	
35	Bucket Cylinder	○	○	
36	Blade CYlinder	○	○	
37	Hydraulic Pump, Main	○	×	ILLUST ; Error is corrected.
OPTION				
38	Wide Shoe	×	×	
39	Triangular Shoe	○	△	LIST ; Error is corrected.
40	Bucket	○	○	
41	Ejector Bucket	×	×	
42	Heater	○	○	

IL=Illustration LI=List

○=Appropriated to

△=Somewhat retouched

×=Newly drawn up

Rev. ⑤

INDEX

FIG. 01	OVERALL FIGURE
FIG. 02	LOWER MACHINE
FIG. 03	CARRIER ROLLER
FIG. 04	TRACK ROLLER
FIG. 05	FRONT IDLER
FIG. 06	TRACK TENSION
FIG. 07	PIPING, Lower
FIG. 08	TURNTABLE & SLEW GEARBOX
FIG. 09	PIPING, Upper
FIG. 10	VALVE MOUNTING
FIG. 11	HYDRAULIC TANK
FIG. 12	FUEL TANK
FIG. 13	CONTROL LEVER
FIG. 14	CONTROL BOX
FIG. 15	ENGINE CONTROL
FIG. 16	ENGINE & ACCESSORIES
FIG. 17	PUMP DRIVE
FIG. 18	ELECTRICALS
FIG. 19	COVERS
FIG. 20	SEAT
FIG. 21	CABIN

INDEX

FIG. 22	HOE
FIG. 23	BUCKET
FIG. 24	PIPING, Ho e
FIG. 25	STICKERS
FIG. 26	TOOLS
FIG. 27	TRACK DRIVE
FIG. 28	SWIVEL JOINT
FIG. 29	CONTROL VALVE, Main
FIG. 30	CONTROL VALVE, Sub
FIG. 31	DIVIDING VALVE
FIG. 32	SLEW MOTOR
FIG. 33	BOOM CYLINDER
FIG. 34	ARM CYLINDER
FIG. 35	BUCKET CYLINDER
FIG. 36	BLADE CYLINDER
FIG. 37	HYDRAULIC PUMP, Main

OPTIONS

FIG. 38	WIDE SHOE
FIG. 39	TRIANGULAR SHOE
FIG. 40	BUCKET
FIG. 41	EJECTOR BUCKET
FIG. 42	HEATER

FIG. 02 LOWER MACHINE

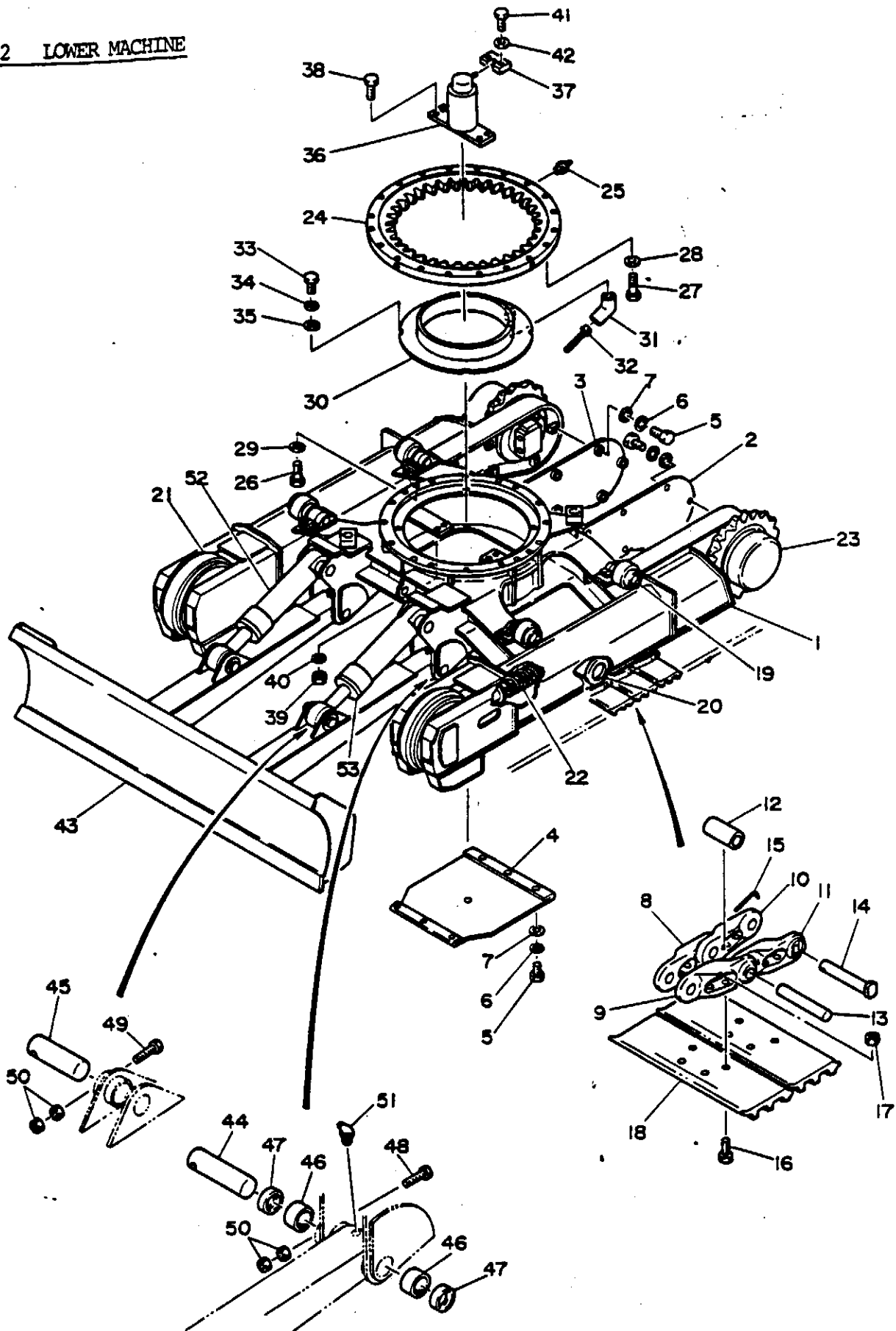


FIG. 02 07-22-42

S = 1/20
(S = 1/10)

TB-2200

Item	PARTS NUMBER	DESCRIPTION	Q'ty	REMARKS
1	02210-47100	FRAME	1	
2	02210-47400	COVER, (L. H.) Motor	1	#29~
3	02210-47500	COVER, (R. H.) Motor	1	#29~
4	02610-00900	COVER	1	
5	11000-41015	BOLT	20	
6	11400-20010	WASHER, Spring	20	
7	11411-10010	WASHER, Plain	20	
0-1	19140-03200	SHOE ASSY, Track	2	
8	19140-03101	★LINK, (R. H.)	37	
9	19140-03102	★LINK, (L. H.)	37	
10	19140-03103	★LINK, (R. H.) Master	1	
11	19140-03104	★LINK, (L. H.) Master	1	
12	19140-03105	★BUSHING	38	
13	19140-03106	★PIN, Track	37	
14	19140-03107	★PIN, Master	1	
15	19140-03108	★PIN	1	
16	19140-03109	★BOLT	152	
17	19140-03110	★NUT	152	
18	19140-03111	★PLATE, Shoe	38	
19	02213-90000	ROLLER ASSY, Carrier	4	
20	02212-90000	ROLLER ASSY, Track	10	
21	02214-90000	IDLER ASSY, Front	2	
22	02615-90000	TRACK TENSION	2	
23	02216-42000	TRACK GEARBOX	2	
24	19130-00300	BEARING, Slew	1	

NOTE Item No.1 & 23.... #11~#15, & #21~

Rev. ③ Fig.02 1/3

Item	PARTS NUMBER	DESCRIPTION	Qty	REMARKS
25	15600-10001	★NIPPLE, Grease	4	
26	11010-51660	BOLT	20	
27	11010-51670	BOLT	20	
28	11415-40016	WASHER	20	
29	02220-41100	WASHER	20	
30	02210-45800	BATH, Grease	1	
31	15081-00010	ELBOW, 45°	1	
32	02220-41200	PLUG	1	
33	11000-50820	BOLT	4	
34	11400-10008	WASHER, Spring	4	
35	11411-10008	WASHER, Plain	4	
36	19040-01000	JOINT, Swivel	1	
37	01321-00100	STOPPER	1	
38	11010-51250	BOLT	4	
39	11305-40012	NUT	4	
40	11400-00012	WASHER, Spring	4	
41	11010-51430	BOLT	2	
42	11415-40014	WASHER	2	
43	02263-41100	BLADE	1	
	02263-42000	BLADE	1	
44	00015-00023	PIN	2	
45	00015-00021	PIN	4	
46	00024-45045	BUSHING	4	
47	14322-00045	SEAL, Dust	4	
48	11010-51285	BOLT	2	

Item	PARTS NUMBER	DESCRIPTION	Q'ty	REMARKS
49	11010-51290	BOLT	4	
50	11305-50012	NUT	12	
51	15600-01675	NIPPLE, Grease	2	
52	19000-07400	CYLINDER ASSY. (R. H.)	1	
53	19000-07500	CYLINDER ASSY. (L. H.)	1	

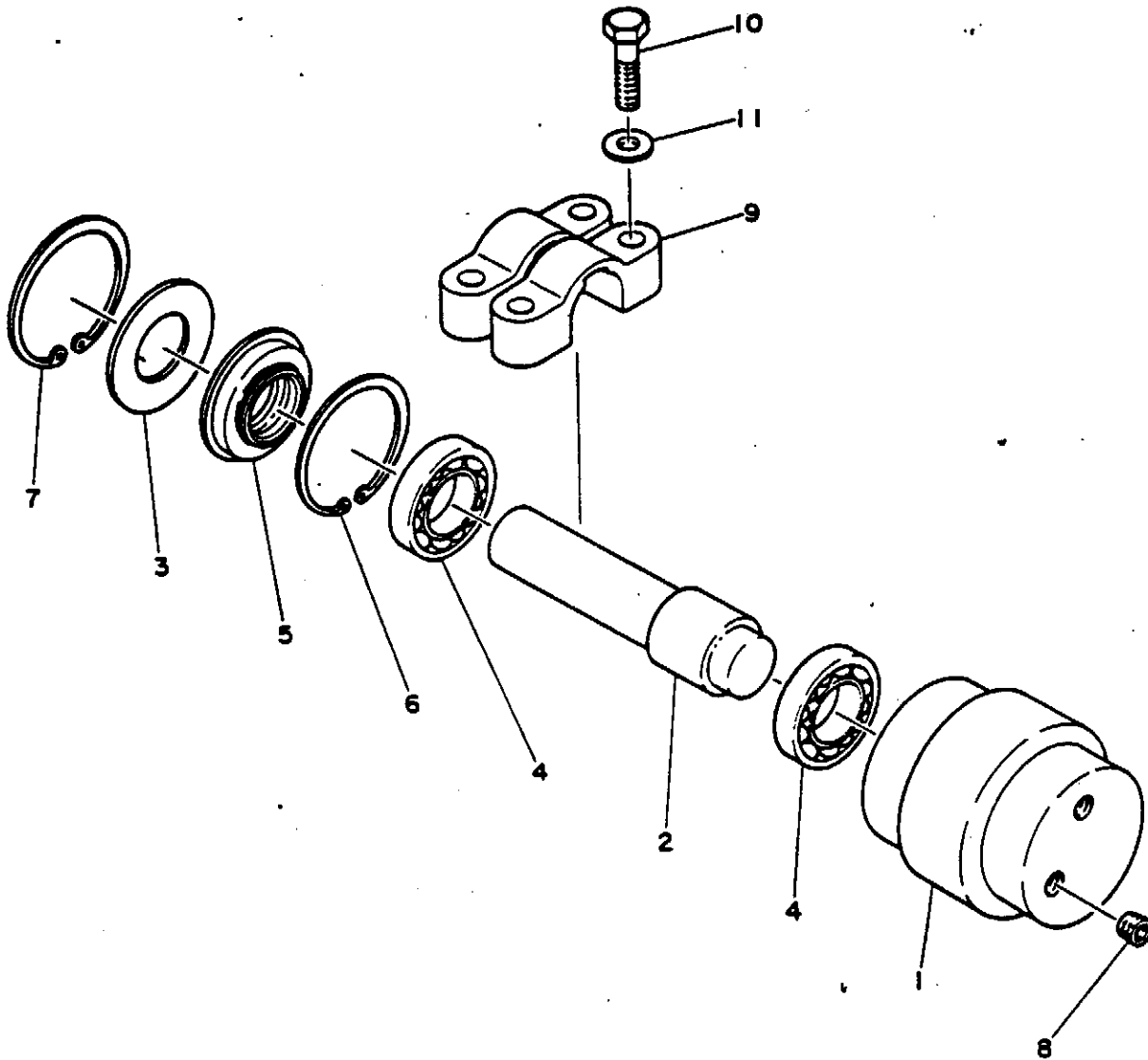
NOTE

Item No. 43 02263-41100....Standard

02263-42000....Applicable to machines equipped with optional wide shoes.

FIG. 03 CARRIER ROLLER

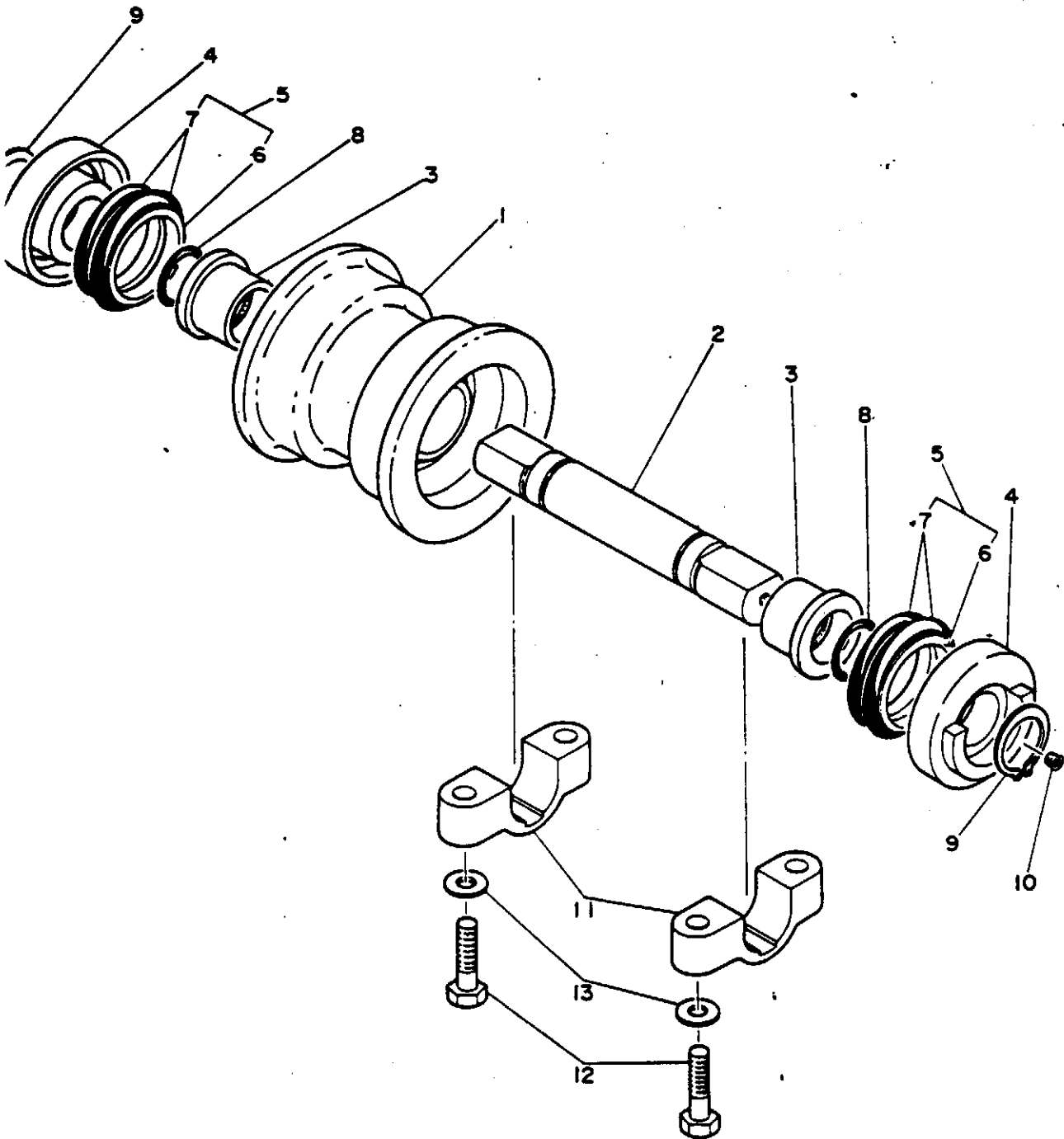
TOP



Item	PARTS NUMBER	DESCRIPTION	Qty	REMARKS
0-1	02213-90000	ROLLER ASSY. Carrier	4	
1	02213-40100	★ROLLER	1	
2	02213-40200	★SHAFT	1	
3	00036-00004	★WASHER	1	
4	13000-06007	★BEARING	2	
5	14312-03562	★SEAL. Oil	1	
6	12210-00062	★RING. Snap	1	
7	12210-00070	★RING. Snap	1	
8	15018-20002	★PLUG	2	
9	02212-10300	BRACKET	8	
10	11010-51245	BOLT	16	
11	11415-40012	WASHER	16	

FIG. 04 TRACK ROLLER

BOTTOM



Item	PARTS NUMBER	DESCRIPTION	Qty	REMARKS
0-1	02212-90000	ROLLER ASSY. Track	10	
1	02212-40100	★ROLLER	1	
2	02212-40200	★SHAFT	1	
3	02212-40300	★BUSHING	2	
4	02212-40400	★COVER	2	
5	14325-00560	★SEAL. Floating	2	
6	14325-10560	★★SEAT	4	
7	14325-20560	★★O-RING	4	
8	14201-00300	★O-RING	2	
9	12200-00035	★RING. Snap	2	
10	15018-20001	★PLUG	1	
11	02212-10300	BRACKET	20	
12	11010-51245	BOLT	40	
13	11415-40012	WASHER	40	

FIG. 05 FRONT IDLER

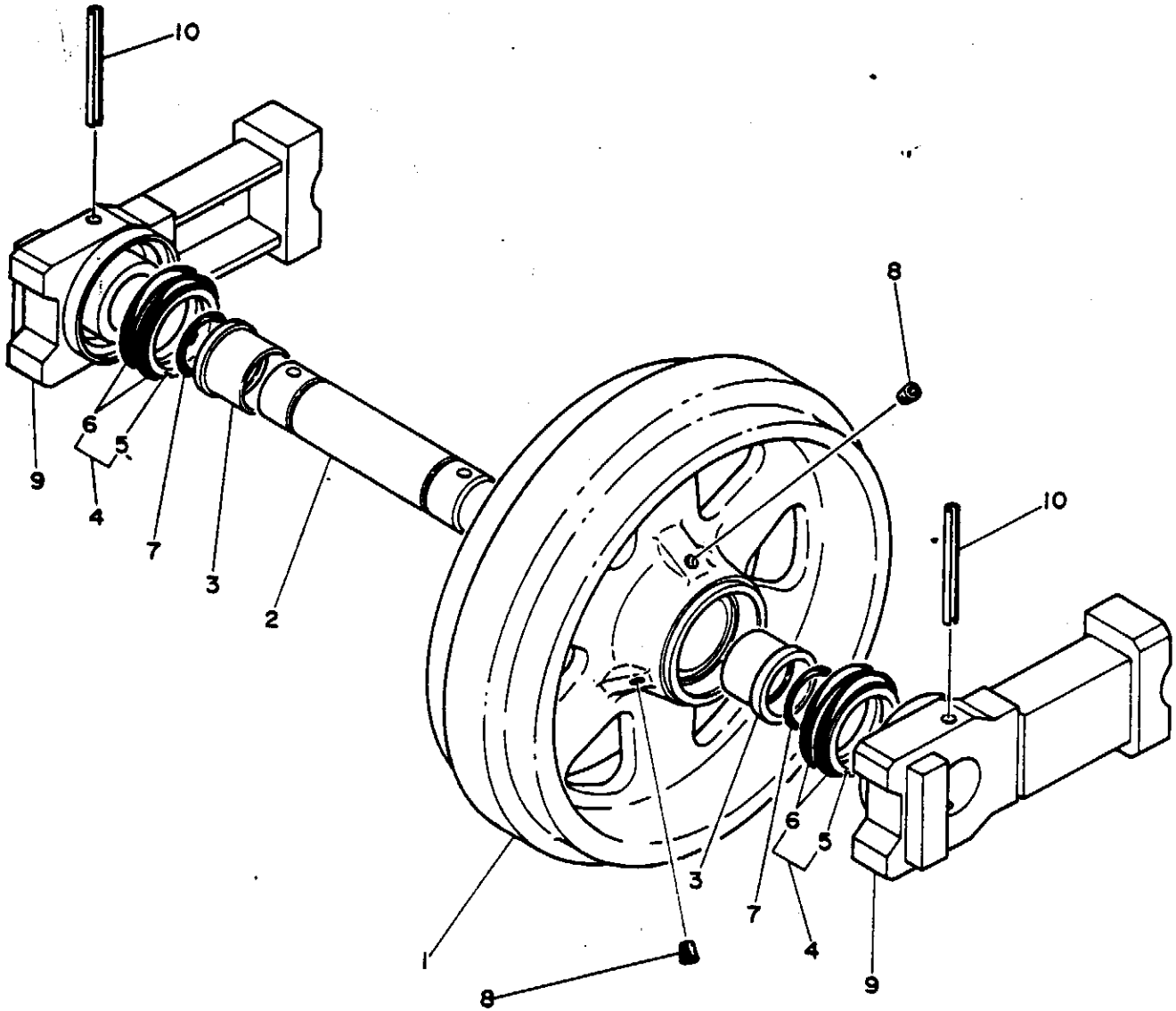
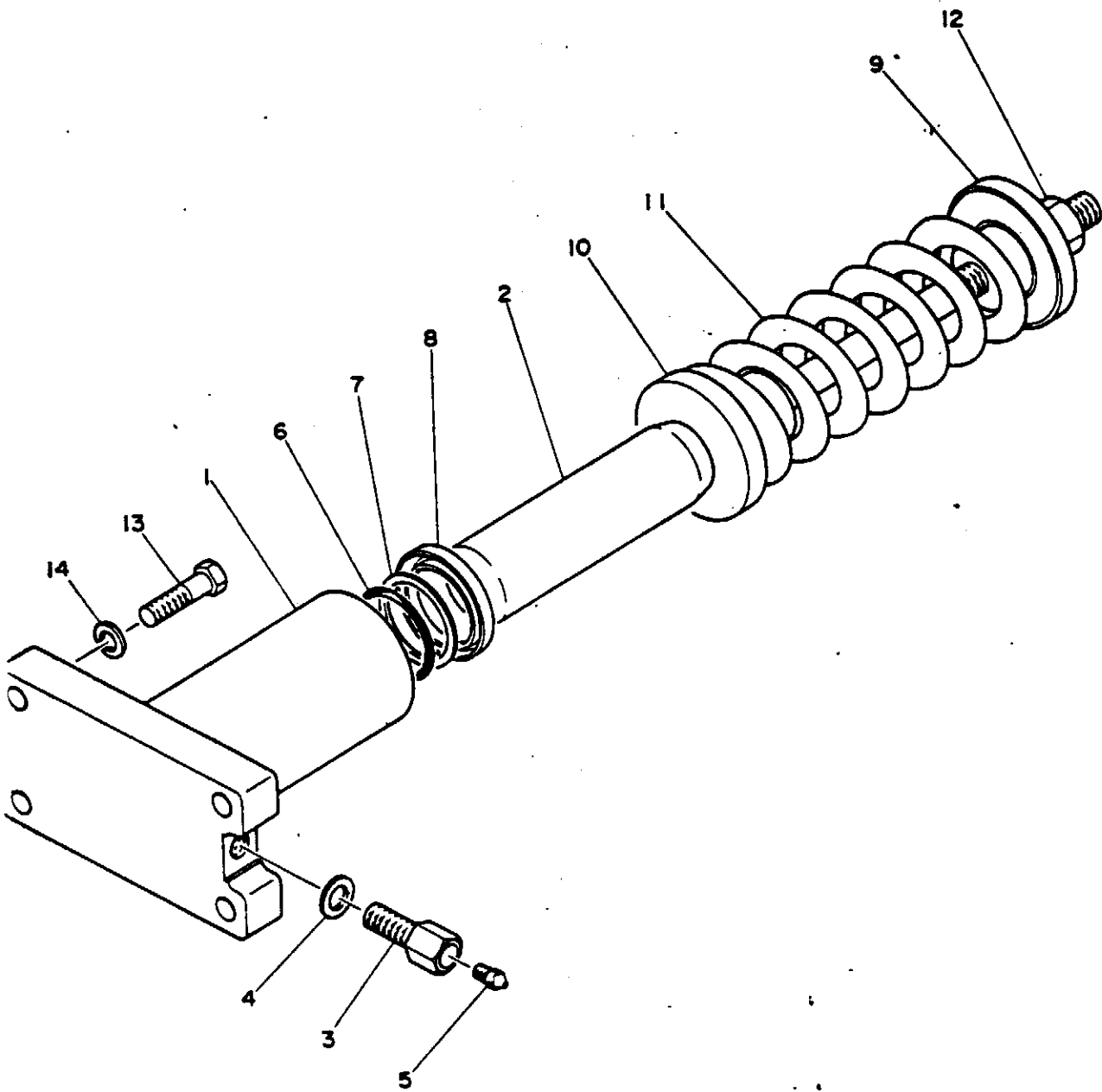


FIG. 05 FRONT IDLER S=1/4

FB-22000

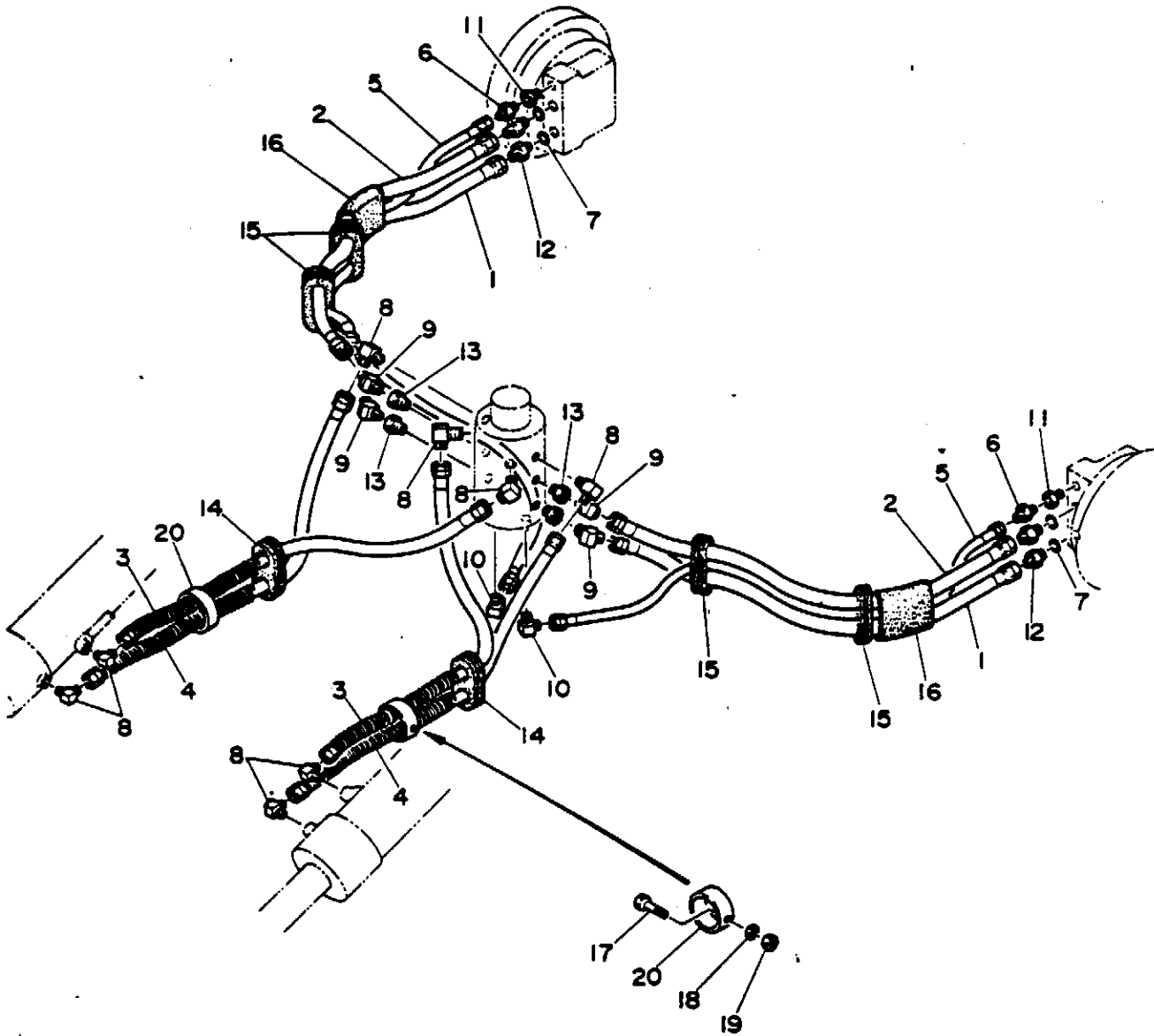
Item	PARTS NUMBER	DESCRIPTION	Q'ty	REMARKS
0-1	02214-90000	IDLER ASSY. Front	2	
1	02214-40100	★IDLER	1	
2	02214-40200	★SHAFT	1	
3	02214-40400	★BUSHING	2	
4	14325-00640	★SEAL, Floating	2	
5	14325-10640	★★SEAT	4	
6	14325-20640	★★O-RING	4	
7	14201-00400	★O-RING	2	
8	15018-20001	★PLUG	2	
9	02214-40300	SLIDE	4	
10	12131-01000	PIN, Spring	4	

FIG. 06 TRACK TENTION



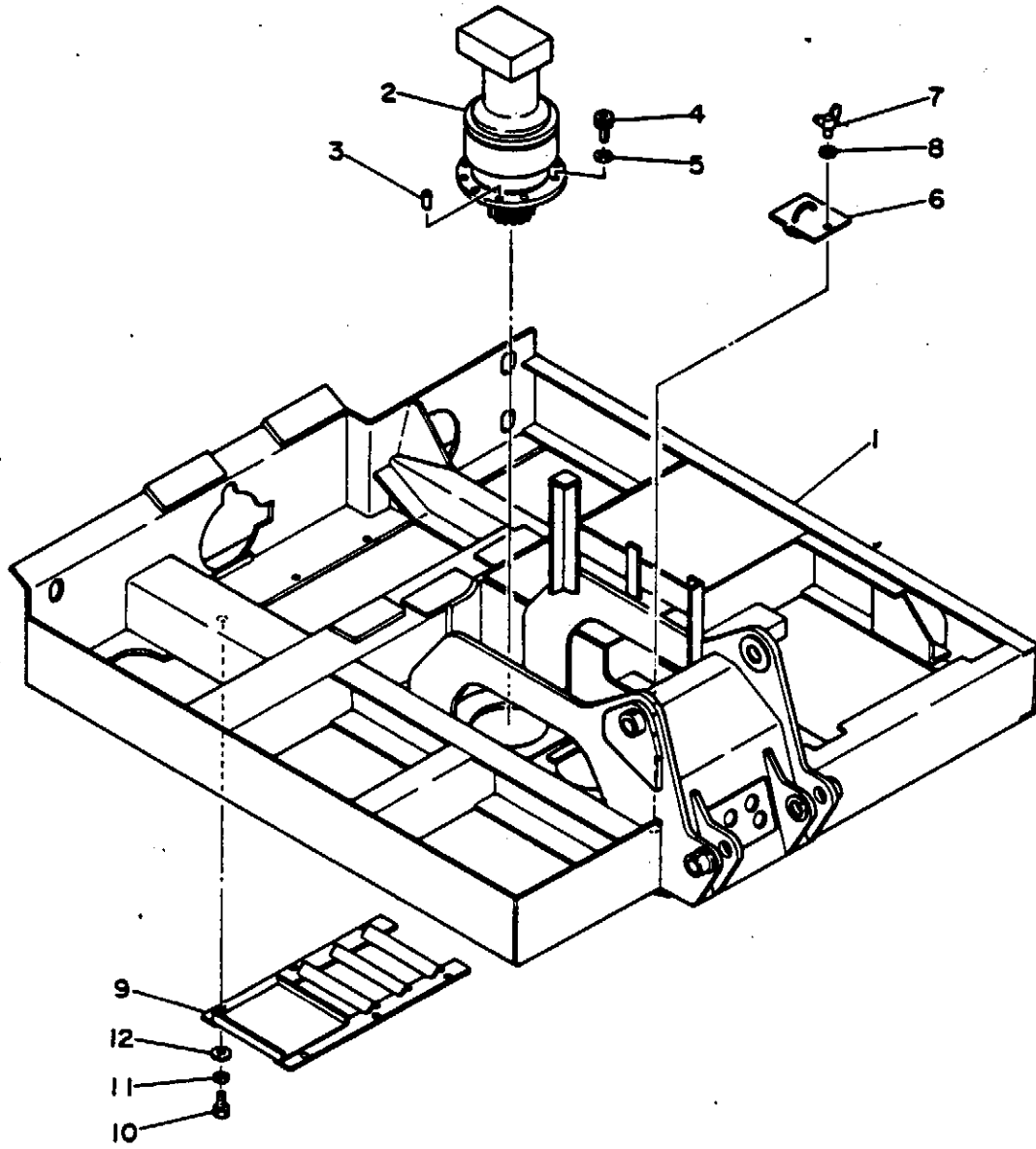
Item	PARTS NUMBER	DESCRIPTION	Qty	REMARKS
1	02615-00100	CYLINDER, Grease	2	
2	02215-20300	PISTON	2	
3	15413-01661	VALVE ASSY, Check	2	
4	15412-01616	PACKING	2	
5	15600-01000	NIPPLE, Grease	2	
6	14200-10500	O-RING	2	
7	14210-20500	RING, Back-up	2	
8	14004-02835	SEAL, Oil	2	
0-1	02115-90100	CUSHION ASSY	4	
9	02115-00500	★SEAT	2	
10	02115-10600	★ROD	2	
11	00070-00020	★SPRING	2	
12	11300-20020	★NUT	4	
13	11010-51245	BOLT	8	
14	11400-10012	WASHER, Spring	8	

FIG. 07 PIPING, LOWER



Item	PARTS NUMBER	DESCRIPTION	Qty	REMARKS
1	19082-12120	HOSE ASSY	2	
2	19082-12125	HOSE ASSY	2	
3	19086-09095	HOSE ASSY	2	
4	19086-09105	HOSE ASSY	2	
5	19061-06125	HOSE ASSY	2	
6	15110-00002	ADAPTOR	2	
7	14200-10180	O-RING	4	
8	15111-00003	ELBOW, 90°	8	
9	15112-00004	ELBOW, 45°	4	
10	15111-00002	ELBOW, 90°	2	
11	15016-00302	ADAPTOR	2	
12	00072-00072	ADAPTOR	4	
13	00072-00059	ADAPTOR	4	
14	00972-10300	GUARD	2	
15	02272-40400	GUARD	4	
16	15313-60540	GUARD	2	
17	11000-51040	BOLT	2	
18	11400-10010	WASHER, Spring	2	
19	11300-50010	NUT	2	
20	02272-41100	CLAMP	2	

FIG. 08 TURNTABLE & SLEW GEARBOX



下体及蜗轮驱动装置

8 = 1/4

— 4 —

Item	PARTS NUMBER	DESCRIPTION	Qty	REMARKS
1	02230-71000	TURNTABLE	1	
2	19030-03400	SLEW MOTOR	1	
3	12120-01332	PIN, Dowel	2	
4	11100-51435	BOLT, Socket	8	
5	11415-40014	WASHER	8	
6	02630-01200	CAP	1	#61~
7	11215-30820	BOLT, Wing	1	
8	11400-20008	WASHER, Spring	1	
9	02240-74200	COVER	1	
10	11000-41220	BOLT	6	
11	11400-20012	WASHER, Spring	6	
12	11411-10012	WASHER, Plain	6	

Item	PARTS NUMBER	DESCRIPTION	Qty	REMARKS
1	02270-71100	CLAMP	3	
2	02270-71200	CLAMP	2	
3	00072-00084	ADAPTOR	4	
4	00072-00002	ADAPTOR	2	
5	00072-00005	ADAPTOR	2	
6	19082-12200	HOSE ASSY	1	
7	19082-12240	HOSE ASSY	1	
8	19082-12160	HOSE ASSY	1	
9	19080-12080	HOSE ASSY	1	
10	19080-09037	HOSE ASSY	1	
11	19080-09040	HOSE ASSY	4	
12	19080-09042	HOSE ASSY	1	
13	19080-09052	HOSE ASSY	3	
14	19080-09047	HOSE ASSY	1	
15	19080-09065	HOSE ASSY	1	
16	19080-09070	HOSE ASSY	1	
17	19080-06047	HOSE ASSY	1	
18	02270-71300	GUARD	3	
19	00072-00083	ADAPTOR	3	
20	15013-00003	ELBOW, 90°	10	
21	15013-00002	ELBOW, 90°	1	
22	15111-00004	ELBOW, 90°	4	
23	15110-00003	ADAPTOR	4	
24	15012-00002	TEE	1	
25	15015-00002	CONNECTOR	1	

NOTE #57~

Rev. ③ Fig.09-3 1/4

Item	PARTS NUMBER	DESCRIPTION	Qty	REMARKS
26	15018-20002	PLUG	1	
27	15153-01334	ELBOW, 45°	2	
28	16510-20004	RUBBER, Cushion	2	
29	11000-50630	BOLT	4	
30	11400-10006	WASHER, Spring	4	
31	11000-50845	BOLT	6	
32	11400-10008	WASHER, Spring	8	
33	14203-00908	O-RING	7	
34	00073-00001	CLAMP	3	
35	15131-00016	ADAPTOR	1	
36	15016-01004	ADAPTOR	1	
37	02271-72300	BRACKET	1	
38	00072-00053	ADAPTOR	1	
39	00073-00003	CLAMP	2	
40	00091-10100	NIPPLE	2	
41	00091-10140	NIPPLE	2	
42	00091-10200	NIPPLE	1	
43	00091-02110	NIPPLE	1	
44	19060-25067	HOSE ASSY	1	
45	19080-25065	HOSE ASSY	1	
46	19060-25095	HOSE ASSY	1	
47	19060-19070	HOSE ASSY	1	
48	19060-19110	HOSE ASSY	1	
49	19060-19040	HOSE ASSY	1	
50	19061-12150	HOSE ASSY	1	

NOTE #57~

Rev. ③ Fig.09-3 2/4

Item	PARTS NUMBER	DESCRIPTION	Qty	REMARKS
51	19060-09045	HOSE ASSY	1	
52	15010-00010	ELBOW, 90°	6	
53	15090-01006	ELBOW, 90°	2	
54	15110-00010	ADAPTOR	1	
55	15111-00010	ELBOW, 90°	3	
56	15111-00006	ELBOW, 90°	1	
57	15112-00010	ELBOW, 45°	3	
58	15130-00010	NIPPLE	4	
59	15010-00006	ELBOW, 90°	2	
60	15014-00302	ADAPTOR	1	
61	15152-00333	ELBOW, 90°	1	
62	15510-45110	FILTER ASSY	3	
63	15510-35110	★CARTRIDGE	1	
64	15013-00004	ELBOW, 90°	1	
65	02271-71300	BRACKET	1	
66	15013-00010	ELBOW, 90°	1	
67	19080-25047	HOSE ASSY	2	
68	02271-72200	BRACKET	1	
69	00072-00117	ADAPTOR	1	
70	15112-00006	ELBOW, 45°	2	
71	19061-19093	HOSE ASSY	1	
72	19060-25078	HOSE ASSY	1	
73	19060-25071	HOSE ASSY	1	
74	15110-00004	ADAPTOR	2	
75	15112-00002	ELBOW, 45°	1	

NOTE #57~

Item	PARTS NUMBER	DESCRIPTION	Qty	REMARKS
76	15013-00006	ELBOW, 90°	1	
77	15081-00010	ELBOW, 45°	1	
78	15018-20001	PLUG	3	
79	11400-10010	WASHER, Spring	12	
80	11000-51030	BOLT	6	
81	11300-40010	NUT	4	
82	11411-00010	WASHER, Plain	12	
83	11000-51020	BOLT	6	
84	11300-40008	NUT	2	

NOTE

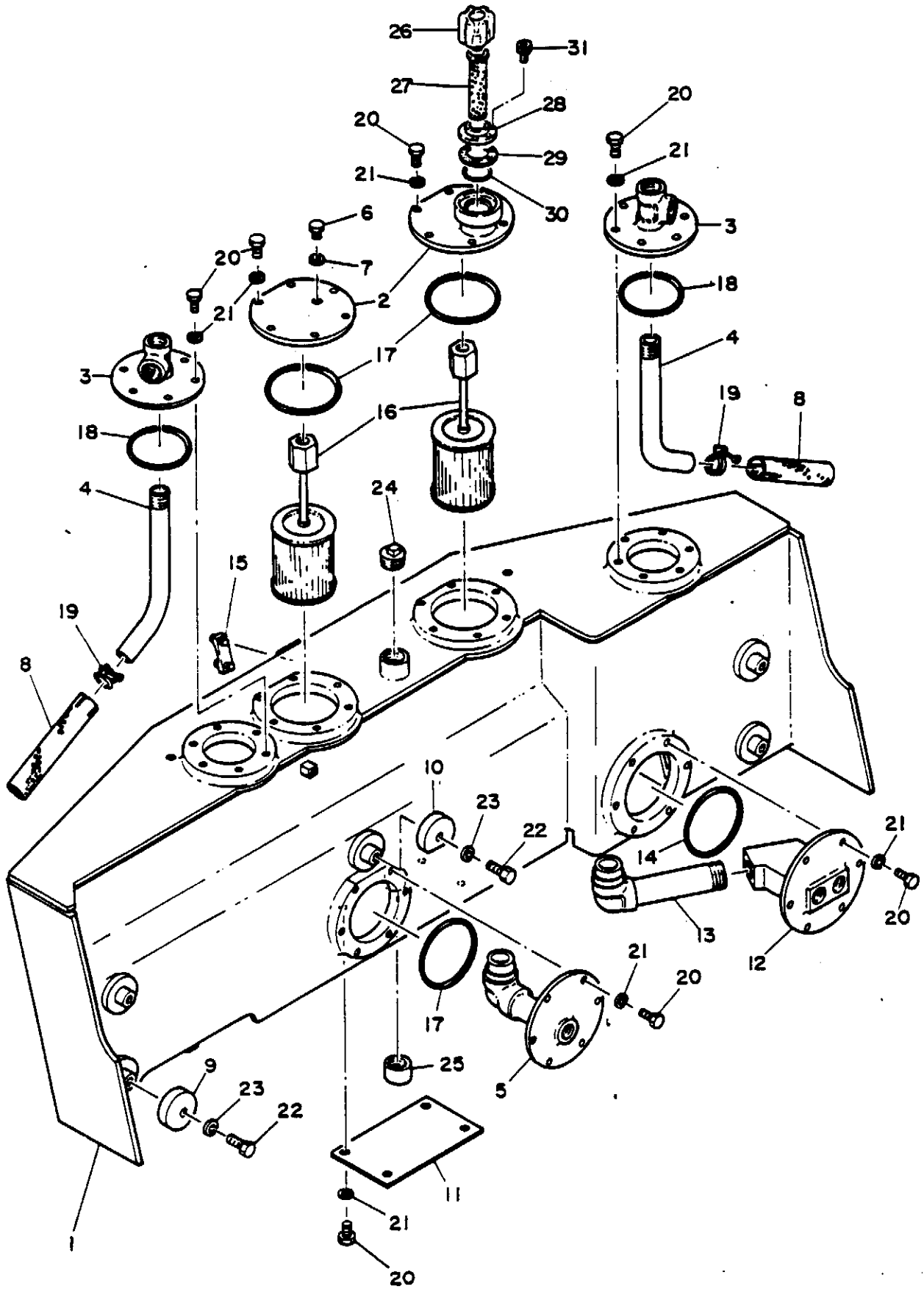
#57~

Item	PARTS NUMBER	DESCRIPTION	Qty	REMARKS
1	19010-04400	VALVE, Main Control	1	
2	19010-07700	VALVE, Sub Control	1	
3	19017-01100	VALVE, D. S.	1	
4	02277-11000	VALVE, Dividing	1	
5	02251-41100	BRACKET	1	
6	02250-40300	BRACKET	1	
7	11010-51025	BOLT	4	
8	11000-51022	BOLT	8	
9	11001-40800	BOLT	4	
10	11000-50825	BOLT	1	
11	11000-50820	BOLT	4	
12	11400-10010	WASHER, Spring	12	
13	11400-10008	WASHER, Spring	9	
14	11300-40003	NUT	4	

NOTE

#52~#55, #57~

FIG. 11 HYDRAULIC TANK



Item	PARTS NUMBER	DESCRIPTION	Qty	REMARKS
1	02280-40100	TANK, Hyd.	1	
	*****-*****	★PLATE, Name	1	02280-71800
2	02280-40200	FLANGE	1	
3	02280-10300	FLANGE, Return	2	
4	02280-10400	PIPE, Return	2	
5	02280-40500	FLANGE, Suction	1	
6	02180-10900	PLUG	1	
7	15142-01616	PACKING	1	
8	01680-05600	DIFFUSER	2	
9	02280-21000	WASHER	4	
10	02280-21200	WASHER	1	
11	02280-41100	COVER	1	
12	02280-41600	FLANGE, Suction	1	
13	02280-41500	PIPE, Suction	1	
14	14201-01450	O-RING	1	
15	15530-20650	GAUGE	1	
16	15501-00100	STRAINER, Suction	2	
17	14201-01000	O-RING	3	
18	14201-01050	O-RING	2	
19	15330-01038	CLAMP	2	
20	11000-51022	BOLT	40	
21	11400-10010	WASHER, Spring	40	
22	11010 51640	BOLT	5	
23	11400-10016	WASHER, Spring	5	
24	15087-00010	PLUG	1	

NOTE #73~ For U.S.A.

Rev. ③ Fig.11-1 1/2

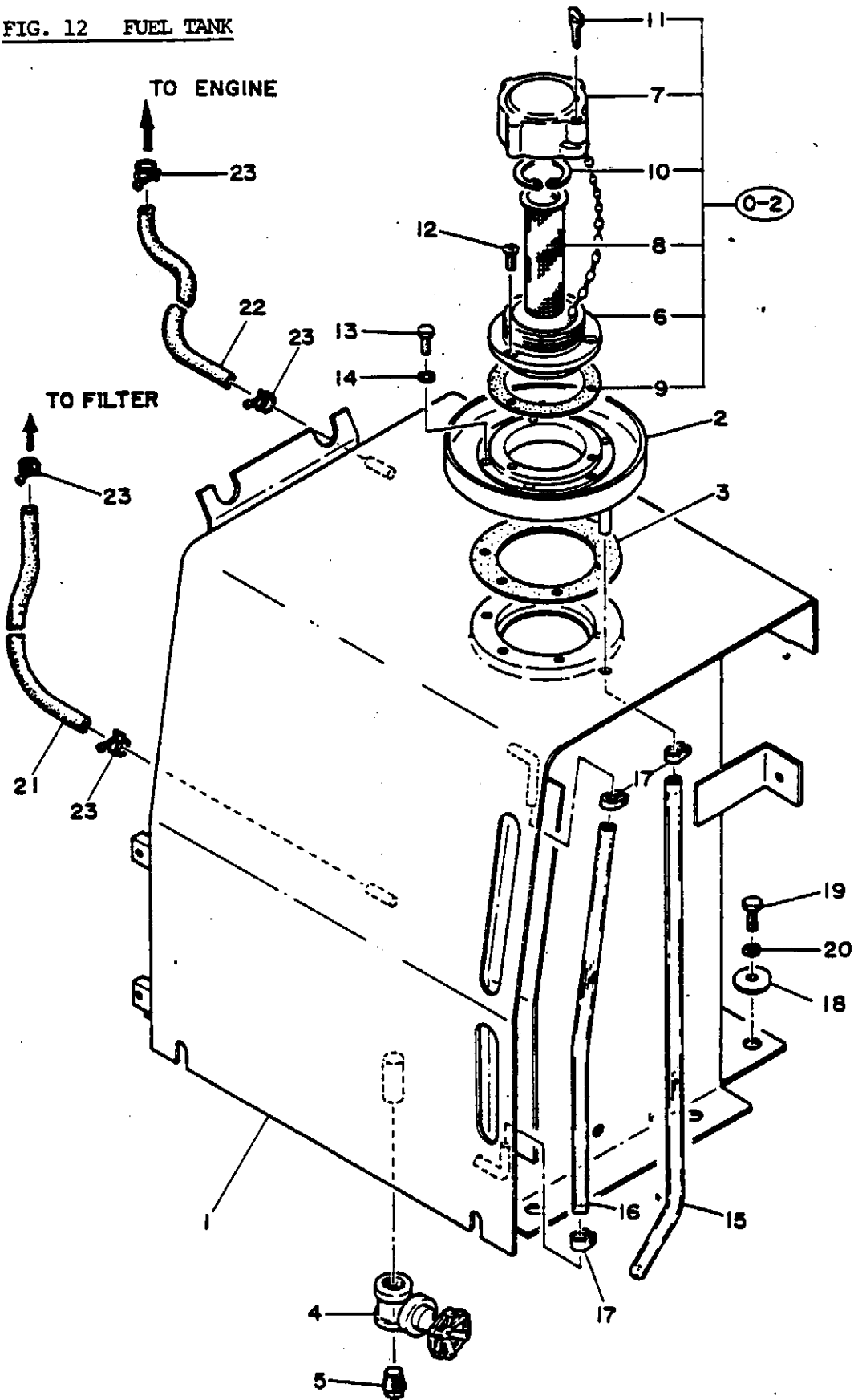
Item	PARTS NUMBER	DESCRIPTION	Q'ty	REMARKS
25	15088-00010	CAP	1	
0-1	15520-10301	BREATHER ASSY, Air	1	
26	15520-01301	★CAP	1	
27	15520-02301	★STRAINER	1	
28	15520-13301	★FLANGE	1	
29	15520-14301	★PACKING	1	
30	14208-02045	O-RING	1	
31	11100-40510	BOLT, Socket	4	

NOTE

#73~

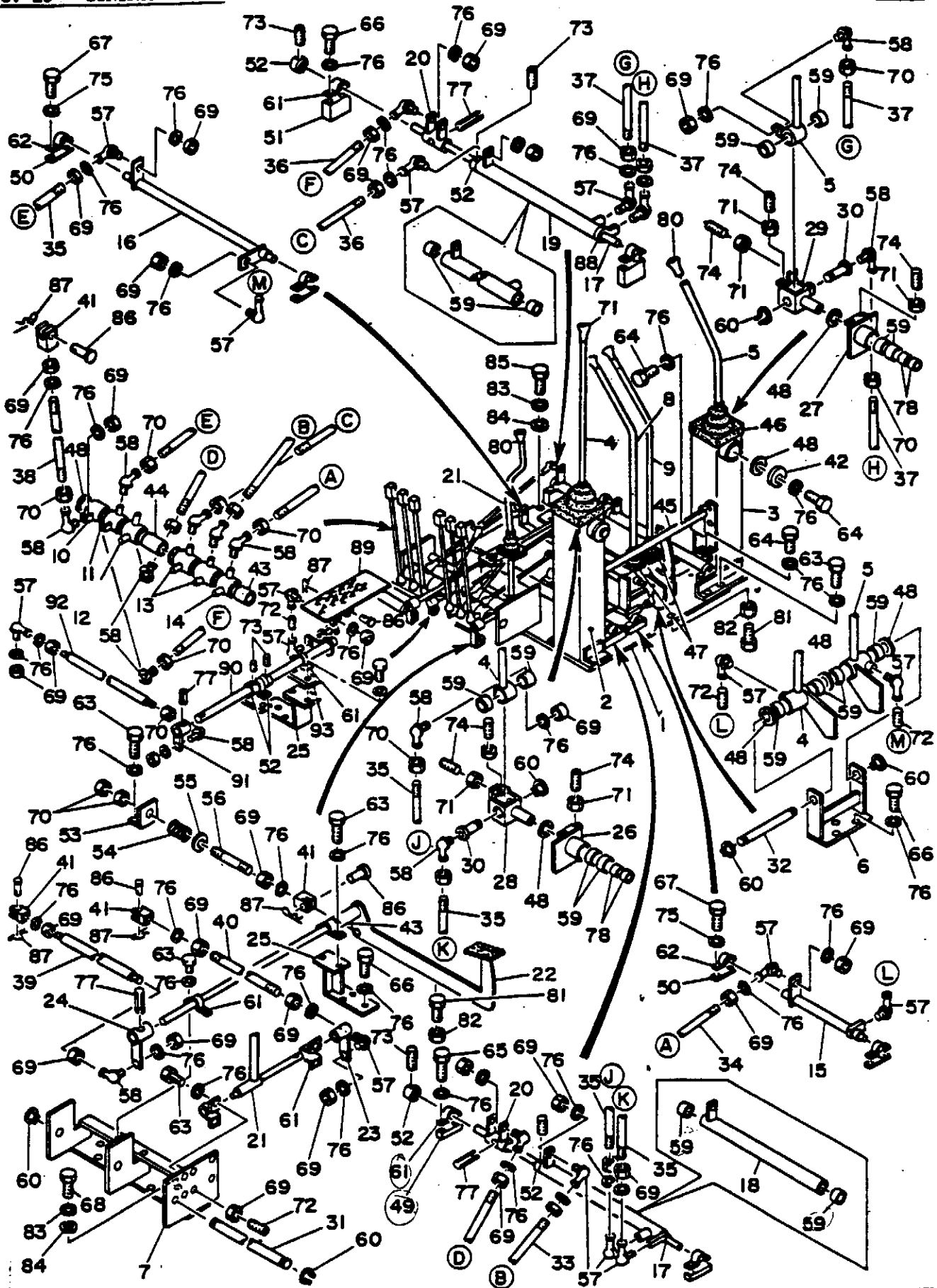
For U.S.A.

FIG. 12 FUEL TANK



Item	PARTS NUMBER	DESCRIPTION	Q'ty	REMARKS
0-1	02281-90010	TANK ASSY, Fuel	1	#29~
1	02281-40100	★TANK, Fuel	1	
2	02281-00200	★COVER	1	
3	01681-06300	★PACKING	1	
4	15200-00004	★VALVE	1	
5	15087-00004	★PLUG	1	
0-2	15521-20000	★BREATHER ASSY, Air	1	#29~
6	15521-20001	★★FLANGE	1	#29~
7	15521-20002	★★CAP	1	#29~
8	15521-20003	★★STRAINER	1	#29~
9	15521-20007	★★PACKING	1	#29~
10	15521-20008	★★RING, Snap	1	#29~
11	15521-20012	★★KEY	1	#29~
12	11201-30612	★SCREW, Flat-Head	3	#29~
13	11000-20812	★BOLT	6	
14	11400-20008	★WASHER, Spring	6	
15	15310-10065	HOSE	1	
16	15310-10050	HOSE	1	
17	15331-00015	CLAMP	3	
18	00036-12004	WASHER	7	
19	11000-51025	BOLT	7	
20	11400-10010	WASHER, Spring	7	
21	15312-15080	HOSE	1	
22	15312-15080	HOSE	1	
23	15330-01015	CLAMP	4	

FIG. 13 CONTROL LEVER



Item	PARTS NUMBER	DESCRIPTION	Q'ty	REMARKS
1	02232-73100	PLATE, Lever	1	#54,55,57~
	02232-72100	PLATE, Lever	1	#52, #53
2	02232-40200	STAND, Lever (R. H.)	1	
3	02232-40300	STAND, Lever (L. H.)	1	
4	02232-40400	LEVER. (R. H.)	1	
5	02232-40500	LEVER. (L. H.)	1	
6	02232-40600	BRACKET	1	
7	02232-73200	BRACKET	1	#54,55,57~
	02232-72200	BRACKET	1	#52, #53
8	02232-40800	LEVER, Traction (R. H.)	1	
9	02232-40900	LEVER, Traction (L. H.)	1	
10	02232-43000	LEVER	1	
11	02232-43100	LEVER	1	
12	02232-41400	LEVER	1	
13	02232-43200	LEVER	2	
14	01332-11800	LEVER	1	
15	02232-41500	LEVER	1	
16	02232-41600	LEVER	1	
17	02232-41700	LEVER	2	
18	02232-73000	LEVER		
19	02232-41900	LEVER	1	
20	02232-42000	LEVER	2	
21	02232-72900	LEVER, Blade	1	
22	02232-42200	PEDAL	1	
23	02232-42300	LEVER	1	

NOTE #52~#55, #57~

Rev. ③ Fig.13-2 1/4

Item	PARTS NUMBER	DESCRIPTION	Q'ty	REMARKS
24	02232-42400	LEVER	1	
25	02232-42500	BRACKET	2	
26	02232-22400	BRACKET	1	
27	02232-22500	BRACKET	1	
28	02232-24500	YOKE	1	
29	02232-24600	YOKE	1	
30	02232-24700	PIN	2	
31	00042-20386	SHAFT	1	
32	00042-20141	SHAFT	1	
33	00050-08130	ROD	2	
34	00050-08205	ROD	1	
35	00050-08365	ROD	3	
36	00050-08480	ROD	2	
37	00050-08340	ROD	2	
38	00050-08290	ROD	6	
39	02232-72700	ROD	1	
40	02232-72800	ROD	1	
41	00050-08040	YOKE	9	
42	00036-09425	WASHER	2	
43	00030-00042	COLLAR	2	
44	00030-00043	COLLAR	1	
45	02232-24900	REST, Foot	1	
46	02132-12600	BOOT	2	
47	01632-09900	BOOT	3	
48	01632-16200	WASHER	13	#54, 55, #57~

NOTE #53~#55, #57~

Rev. ③ Fig.13-2 2/4

Item	PARTS NUMBER	DESCRIPTION	Q'ty	REMARKS
49	02632-03000	SPACER	2	
50	00062-00002	SPACER	4	
51	02532-02400	SPACER	2	
52	01632-09400	STOPPER	7	
53	02232-42900	BRACKET	1	
54	00070-00024	SPRING	1	
55	00036-00006	WASHER	1	
56	00050-08100	ROD, End	1	
57	13400-11080	ROD, End	17	
58	13400-11085	ROD, End	19	
59	13331-02015	BUSHING	28	
60	12200-00020	RING, Snap	6	
61	13320-02022	MINI-PILLOW - Large	10	
62	13320-01518	MINI-PILLOW - Small	4	
63	11000-50816	BOLT	30	
64	11000-50820	BOLT	12	
65	11000-50822	BOLT	4	
66	11000-50860	BOLT	7	
67	11000-50630	BOLT	8	
68	11000-51035	BOLT	4	
69	11310-40008	NUT	37	
70	11315-40008	NUT	23	
71	11310-40006	NUT	8	
72	11210-50830	SET-SCREW	5	
73	11210-50816	SET-SCREW	7	

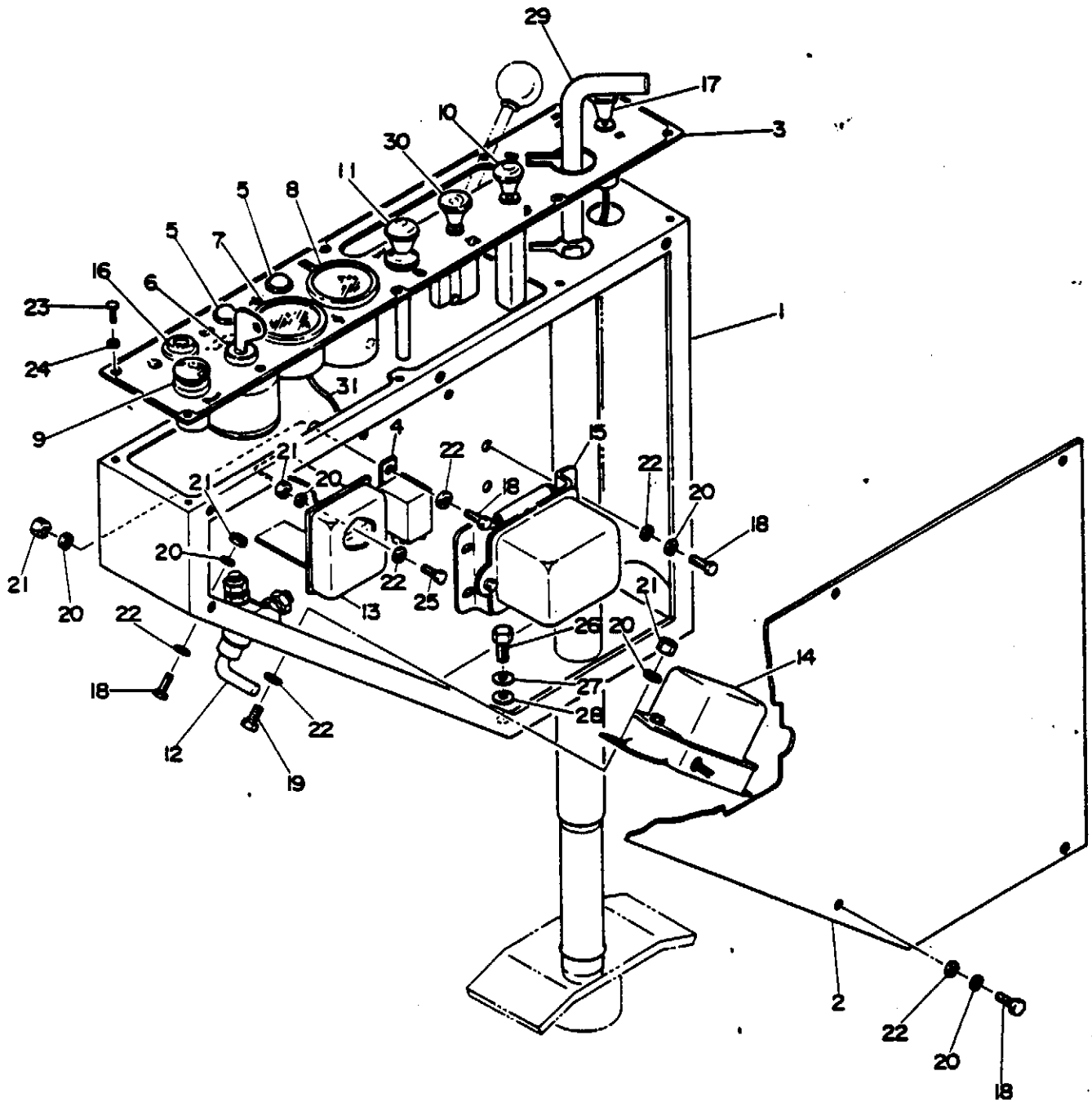
NOTE #52~#55, #57~

Item	PARTS NUMBER	DESCRIPTION	Q'ty	REMARKS
74	11210-50616	SET-SCREW	8	
75	11400-10006	WASHER, Spring	8	
76	11400-10008	WASHER, Spring	89	
77	12130-00836	PIN, Spring	5	
78	13140-01720	BUSHING	4	
79	16501-14061	GRIP	3	
80	16501-24061	GRIP	2	
81	01632-09500	BOLT	3	
82	11310-40010	NUT	5	
83	11400-10010	WASHER, Spring	11	
84	00036-12004	WASHER	6	
85	11000-51025	BOLT	4	
86	00040-08021	PIN	10	
87	12140-00006	PIN, Snap	10	
88	00030-21005	COLLAR	1	
89	02232-72300	PEDAL	1	
90	02232-72400	LEVER	1	
91	02232-72500	LEVER	1	
92	02232-72600	ROD	1	
93	01332-14600	SPACER	2	

NOTE

#52~#55, #57~

FIG. 14 CONTROL BOX



Item	PARTS NUMBER	DESCRIPTION	Q'ty	REMARKS
1	02243-71200	BOX, Control	1	
2	02243-10200	COVER	1	
3	02243-70300	PANEL	1	
	02243-70500	PANEL	1	
4	17119-00007	RELAY	1	
5	19100-01013	LAMP	2	
6	19100-17101	SWITCH, Starter	1	
7	19100-19019	THERMOMETER	1	
8	17300-85970	METER, Hour	1	
9	17000-01211	SWITCH, Horn	1	
10	17010-00102	SWITCH, Light	1	
11	19100-17105	CABLE	1	
12	17011-00500	SWITCH, Battery	1	
13	19100-02009	BOX, Fuse	1	
14	19100-17106	REGULATOR	1	
15	19100-17107	RELAY, Safety	1	
16	19100-17108	RESISTANCE	1	
17	17043-00002	SWITCH, Wiper	1	
18	11000-30615	BOLT	13	
19	11000-30610	BOLT	2	
20	11400-20006	WASHER, Spring	15	
21	11300-30006	NUT	7	
22	11411-10006	WASHER, Plain	15	
23	11220-00416	SCREW, Tap	8	
24	11411-10004	WASHER, Plain	8	

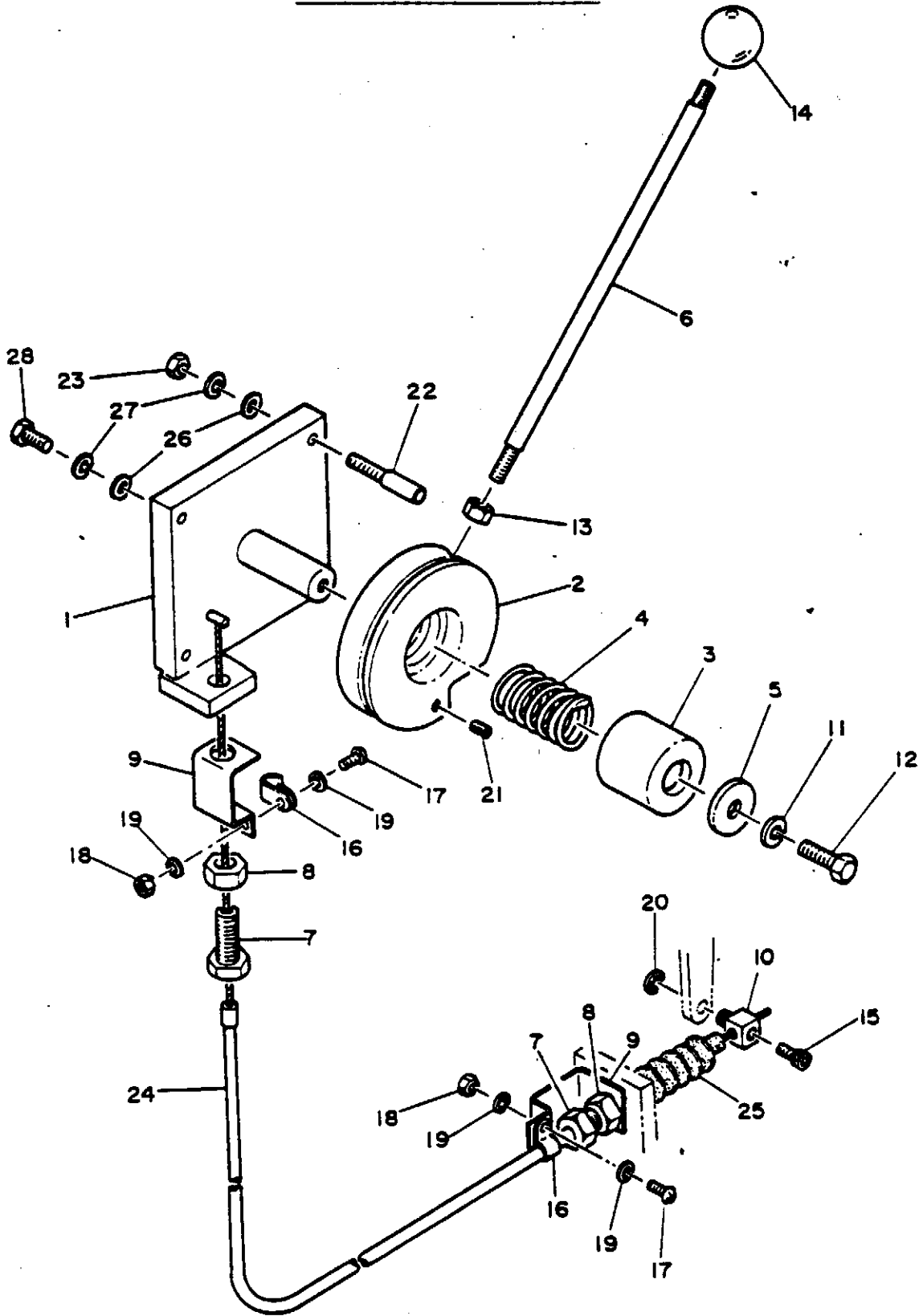
NOTE #61~

Item	PARTS NUMBER	DESCRIPTION	Q'ty	REMARKS
25	11205-30616	SCREW, Pan-Head	2	
26	11000-41020	BOLT	4	
27	11400-20010	WASHER, Spring	4	
28	11411-10010	WASHER, Plain	4	
29	02243-71100	PIN, Lock	1	
30	19115-00200	SWITCH, Heater	(1)	OPTIONAL PART
31	02642-00500	HARNESS, Wiring	1	

NOTE

#61~

FIG. 15 ENGINE CONTROL



Item	PARTS NUMBER	DESCRIPTION	Q'ty	REMARKS
0-1	02241-90010	CONTROL ASSY. Engine	1	
1	02141-10100	★BODY	1	
2	02141-11600	★DISK	1	
3	02141-10300	★CAP	1	
4	00070-00005	★SPRING	1	
5	00036-09003	★WASHER	1	
6	02241-11600	★LEVER s/n 22088 → up	1	
7	00079-00002	★BOLT	2	
8	11300-40012	★NUT	2	
9	02241-11100	★STAY	2	
10	00079-00011	★PIN	1	
11	11400-20008	★WASHER. Spring	1	
12	11000-30825	★BOLT	1	
13	11300-30010	★NUT	1	
14	16500-53508	★GRIP	1	
15	11100-40510	★BOLT, Socket	1	
16	16524-00004	★CLAMP	2	
17	11205-30410	★SCREW, Pan-Head	2	
18	11300-30004	★NUT	2	
19	11411-10004	★WASHER, Plain	4	
20	12240-00004	★E-RING	1	
21	11210-50506	★SET-SCREW	1	
22	02141-10700	★ROD	1	
23	11300-30006	★NUT	1	
0-2	02241-90001	★CABLE ASSY. Control	1	

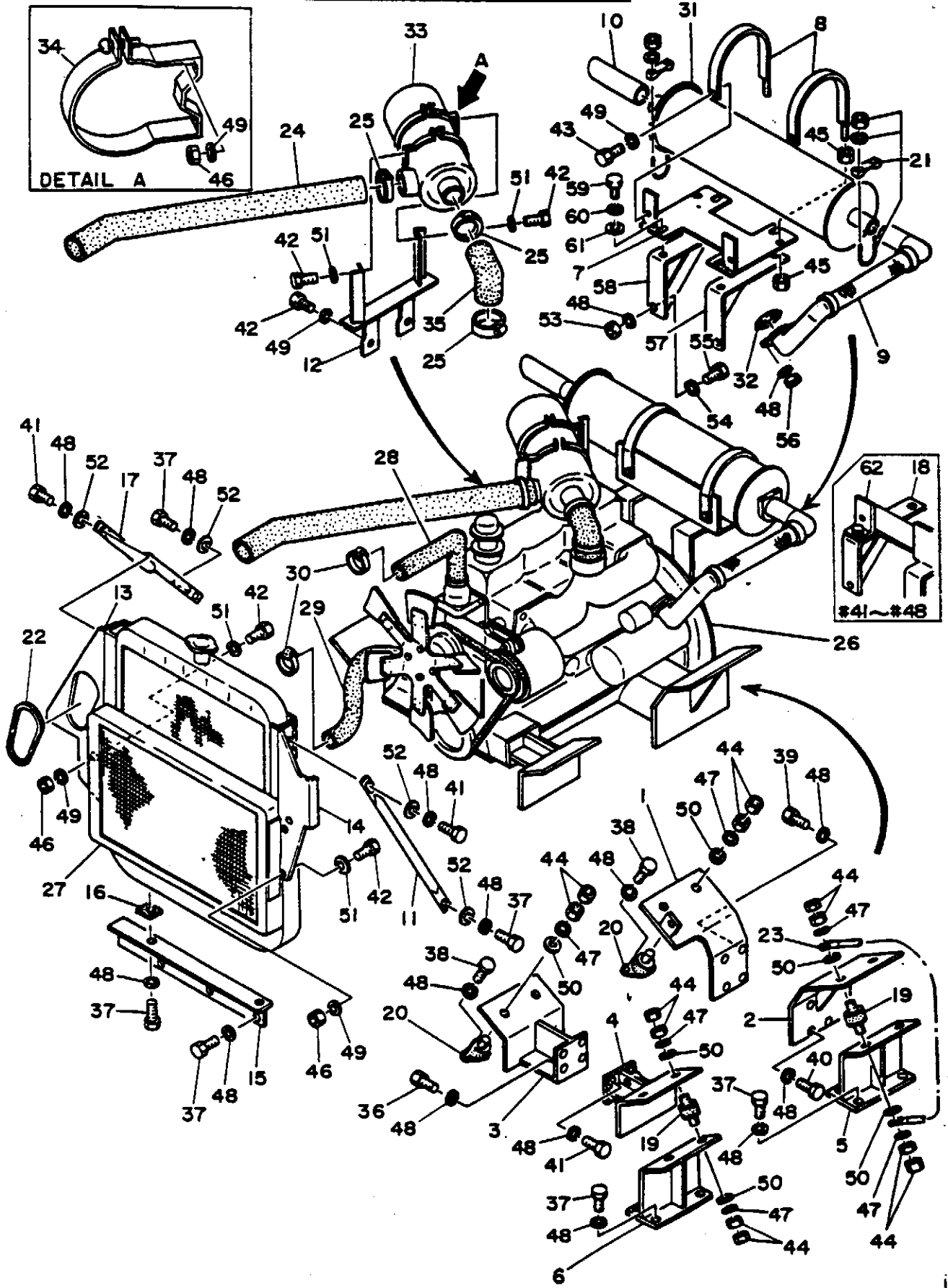
NOTE #106 ~

Item	PARTS NUMBER	DESCRIPTION	Q'ty	REMARKS
24	02241-11500	★CABLE, Control	1	
25	00079-00014	★BOOT	1	
26	11411-10006	WASHER, Plain	4	
27	11400-20006	WASHER, Spring	4	
28	11000-40615	BOLT	3	

NOTE

#106 ~

FIG. 16 ENGINE & ACCESSORIES

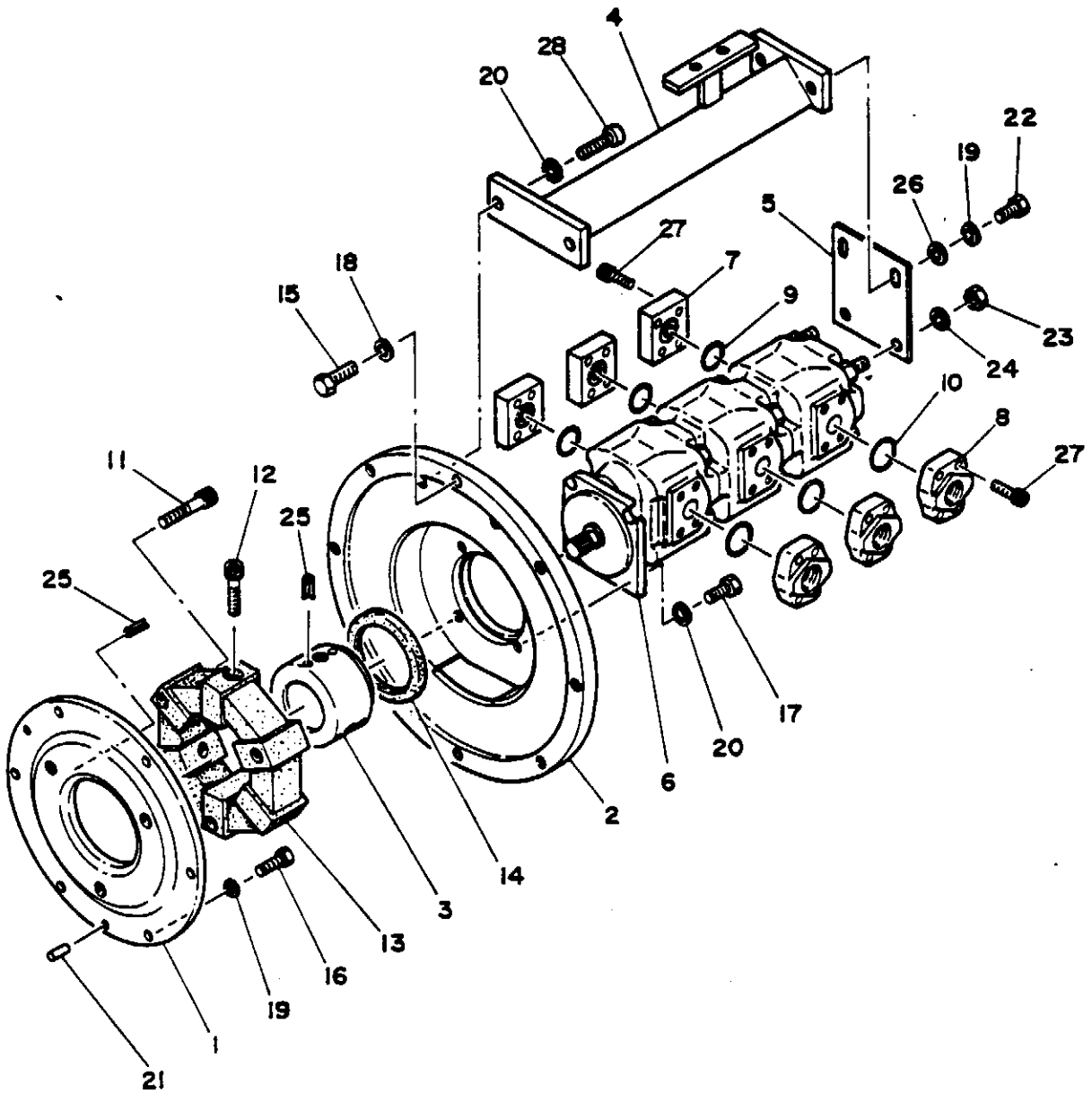


Item	PARTS NUMBER	DESCRIPTION	Q'ty	REMARKS
1	02240-73100	FOOT, Engine	1	
2	02240-70200	FOOT, Engine	1	
3	02240-70300	FOOT, Engine	1	
4	02240-73200	FOOT, Engine	1	
5	02240-73300	BRACKET	1	
6	02240-73400	BRACKET	1	
7	02240-74900	BRACKET, Muffler	1	#49~
8	02240-73600	BAND	2	
9	02240-73700	PIPE	1	
10	02240-73800	PIPE	1	
11	02240-75400	STAY	1	
12	02240-74500	BRACKET, Air Cleaner	1	
13	02240-74000	PLATE, Baffle	1	
14	02240-74100	PLATE, Baffle	1	
15	02240-74300	ANGLE	1	
18	01640-10900	PLATE, Rubber	2	
17	02240-74600	STAY	1	
18	02240-73500	BRACKET	1	#41~#48
19	16510-10009	RUBBER, Cushion	4	
20	16510-20009	RUBBER, Cushion	4	
21	15333-00048	CLAMP	2	
22	16222-90100	TRIM	1	#57~
23	17024-30180	CABLE, Earth	1	
24	15305-50000	HOSE	1	
25	15337-00070	CLIP	3	

Item	PARTS NUMBER	DESCRIPTION	Q'ty	REMARKS
26	19100-17001	ENGINE	1	
27	19100-17304	RADIATOR ASSY	1	#26~
28	19100-17011	HOSE	1	
29	19100-17012	HOSE	1	
30	15330-01042	BAND	4	
31	19100-17005	MUFFLER, Exh.	1	
32	19100-17016	RING	1	
33	19100-17006	CLEANER, Air	1	
34	19100-17028	BAND, Mounting	2	
35	19100-16207	ELBOW, 90°	1	
36	11010-41025	BOLT	4	
37	11000-41025	BOLT	15	
38	11000-41016	BOLT	8	
39	11000-41045	BOLT	4	
40	11000-41035	BOLT	4	
41	11010-41030	BOLT	4	
42	11000-40820	BOLT	11	#49~
43	11000-40814	BOLT	2	
44	11300-40012	NUT	24	
45	11300-40008	NUT	4	
46	11300-40008	NUT	9	#49~
47	11400-20012	WASHER, Spring	12	
48	11400-20010	WASHER, Spring	43	
49	11400-20008	WASHER, Spring	12	#49~
50	11411-10012	WASHER, Plain	12	

Item	PARTS NUMBER	DESCRIPTION	Qty	REMARKS
51	11411-10008	WASHER, Plain	8	#49~
52	00036-00003	WASHER	4	
53	11300-40010	NUT	2	
54	11411-10010	WASHER, Plain	2	
55	11000-41050	BOLT	2	
56	11305-40010	NUT	2	
57	02240-75000	STAY	1	
58	02240-75100	STAY	1	
59	11000-50816	BOLT	2	#49~
	11000-40816	BOLT	1	#41~#48
60	11400-20008	WASHER, Spring	2	#49~
	11400-20008	WASHER, Spring	1	#41~#48
61	00036-03252	WASHER	2	#49~
	00036-03252	WASHER	1	#41~#48
62	02240-74300	ANGLE	1	#41~#48

FIG. 17 PUMP DRIVE



Item	PARTS NUMBER	DESCRIPTION	Qty	REMARKS
1	02652-00100	FLANGE	1	
2	02252-71200	HOUSING	1	
3	02251-10300	COUPLING	1	
4	02252-71300	ARM	1	
5	02252-71400	PLATE	1	
6	19020-03200	PUMP, Hyd.	1	
7	19020-01301	FLANGE	3	
8	19020-01302	FLANGE	3	
9	14201-00300	O-RING	3	
10	14201-00350	O-RING	3	
11	11110-51660	BOLT, Socket	3	
12	11110-51650	BOLT, Socket	3	
13	16020-00300	COUPLING	1	
14	14004-03315	SEAL, Oil	1	
15	11000-51030	BOLT	6	
16	11000-50830	BOLT	6	
17	11010-51230	BOLT	4	
18	11400-10010	WASHER, Spring	6	
19	11400-10008	WASHER, Spring	8	
20	11400-10012	WASHER, Spring	6	
21	12120-00625	PIN, Dowel	2	
22	11000-50320	BOLT	2	
23	11300-50014	NUT	2	
24	11400-10014	WASHER, Spring	2	
25	12130-00510	PIN, Spring	9	

Item	PARTS NUMBER	DESCRIPTION	Q'ty	REMARKS
26	11411-00008	WASHER, Plain	2	
27	11100-41035	BOLT, Socket	24	
28	11010-41225	BOLT	2	

FIG. 18 ELECTRICALS

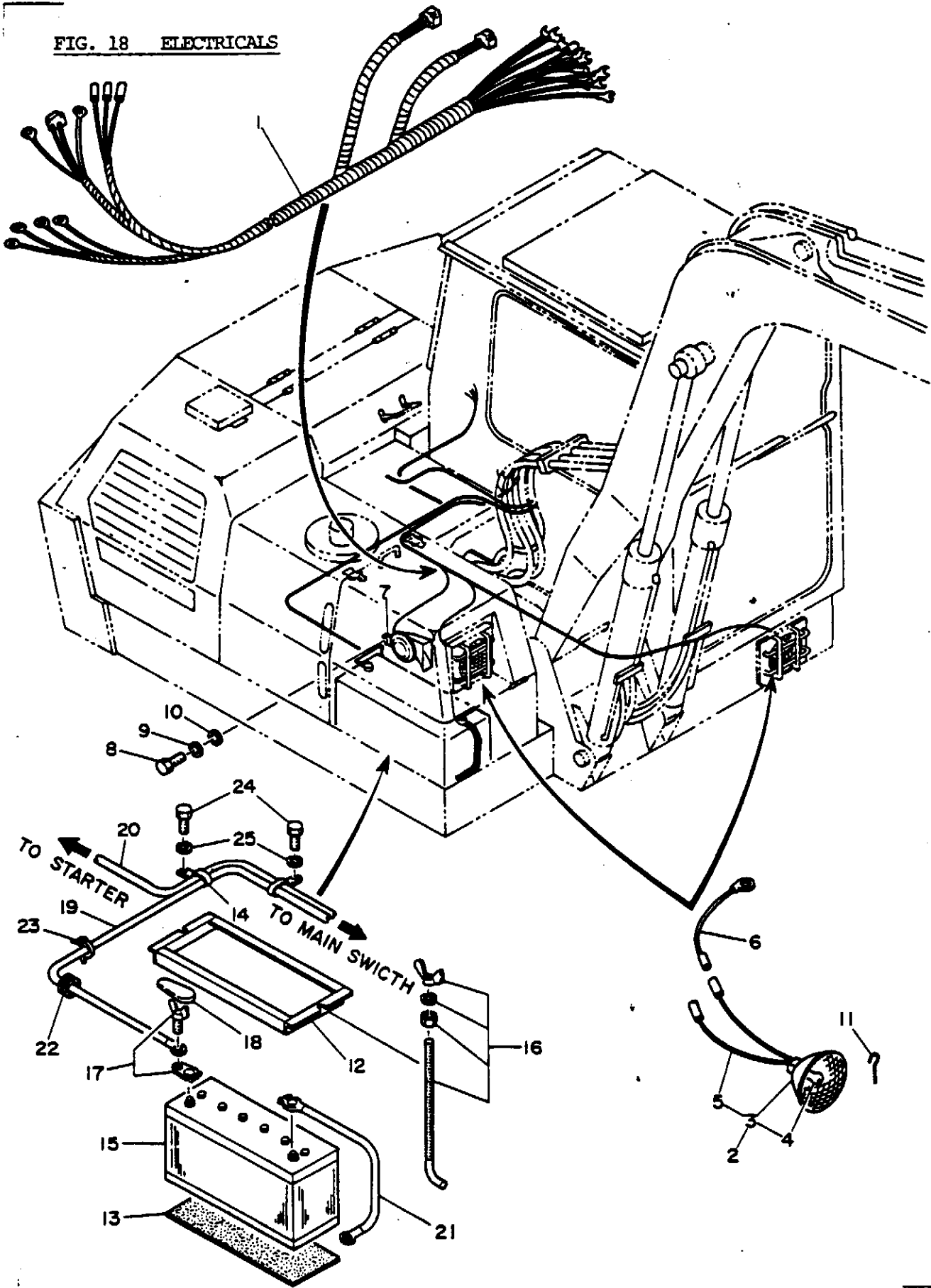
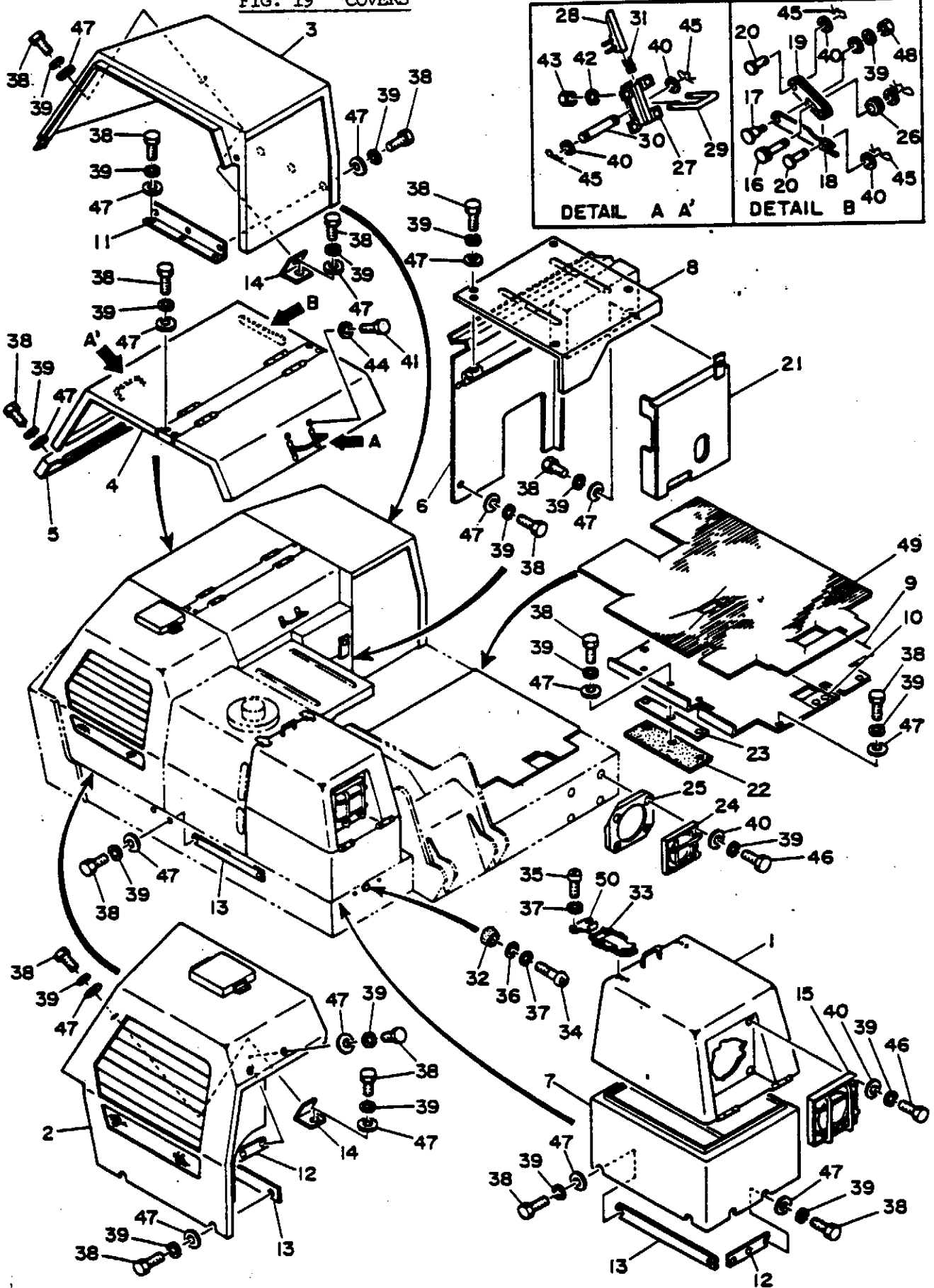


FIG. 18 ELECTRICALS

Item	PARTS NUMBER	DESCRIPTION	Q'ty	REMARKS
1	02242-90010	HARNESS, Wiring	1	
2	17030-04500	LIGHT ASSY	2	
3	17030-04501	★LAMP	1	
4	17030-15981	★BULB	1	
5	17030-04502	★HARNESS, Light	1	
6	01442-60700	WIRE	2	
7	17035-00112	HORN	1	
8	11000-50816	BOLT	1	
9	11400-10008	WASHER, Spring	1	
10	11411-00008	WASHER, Plain	1	
11	00070-00003	SPRING	6	
12	02244-10300	HOLDER	1	
13	02244-10200	SHEET, Rubber	1	
14	00073-00012	CLAMP	2	
15	17020-00160	BATTERY	1	
16	02244-13100	BOLT, Hook	2	#54~
17	17023-08513	TERMINAL	1	
18	17029-10008	COVER	1	
19	17025-30255	CABLE, Battery	1	
20	17025-30100	CABLE, Battery	1	
21	17022-30500	CABLE, Earth	1	
22	16520-02802	GROMMET	1	
23	16523-00010	CLAMP	1	
24	11000-50616	BOLT	2	
25	11400-10006	WASHER, Spring	2	

NOTE #61~

FIG. 19 COVERS



Item	PARTS NUMBER	DESCRIPTION	Q'ty	REMARKS
1	02282-20100	COVER, Front	1	
2	02282-73100	COVER. (R. H.) Rear	1	
3	02282-73200	COVER. (L. H.) Rear	1	
4	02282-73300	COVER, Engine	1	
5	02282-73400	GUIDE, Cover	1	
6	02282-74800	COVER, Baffle	1	
7	02282-40700	COVER, Front	1	
8	02282-40800	COVER, Center	1	
9	02282-74600	STAGE	1	
10	02182-11200	PLATE	1	
11	02282-41200	ANGLE	1	
12	02282-41300	PLATE	2	
13	02282-41500	PLATE	3	
14	02282-41600	ANGLE	2	
15	02282-21700	PROTECTOR, Lamp	1	
16	02282-73600	PIN	1	
17	02282-21900	PIN	1	
18	02282-42000	LEVER	1	
19	02282-42100	LEVER	1	
20	00041-08024	PIN	2	
21	02282-42300	BRACKET	1	
22	02282-23100	SHEET, Rubber	1	
23	02282-23200	PLATE	1	
24	02282-23300	PROTECTOR, Lamp	1	
25	02282-23400	PLATE	1	

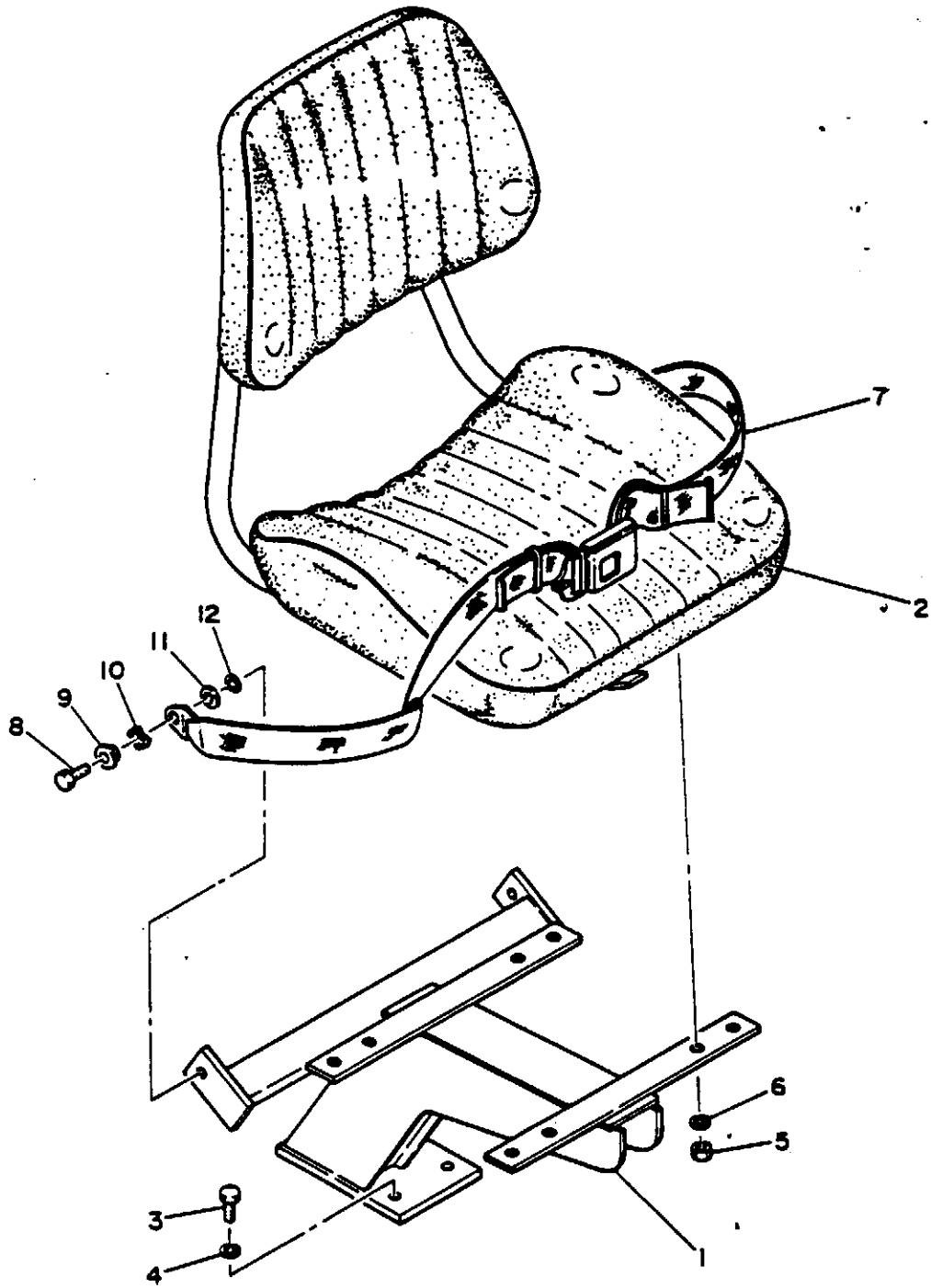
NOTE Item No.6 & 9... #52~#55, #57~

Rev. ③ Fig.19 1/2

Item	PARTS NUMBER	DESCRIPTION	Q'ty	REMARKS
26	02282-73700	COLLAR	1	
27	02282-73800	COVER	2	
28	02282-73900	LATCH	2	
29	02282-74000	LEVER	2	
30	02282-74100	PIN	2	
31	00070-00023	SPRING	2	
32	16521-13018	FOOT, Rubber	1	
33	16533-15201	CLIP	2	#54~
34	11200-30520	SCREW, Pan-Head	1	
35	11200-30508	SCREW, Pan-Head	10	
36	11411-10005	WASHER, Plain	1	
37	11400-20005	WASHER, Spring	11	
38	11000-40820	BOLT	52	
39	11400-20008	WASHER, Spring	60	
40	11411-10008	WASHER, Plain	16	
41	11000-40615	BOLT	8	
42	11400-20006	WASHER, Spring	8	
43	11300-30006	NUT	8	
44	11411-10006	WASHER, Plain	8	
45	12140-00006	PIN, Snap	7	
46	11000-40830	BOLT	8	
47	00036-08003	WASHER	57	
48	11300-40008	NUT	1	
49	02682-74700	MAT, Floor	1	
50	16533-00703	CATCH	2	#54~

NOTE Item No.49... #52~#55, #57~

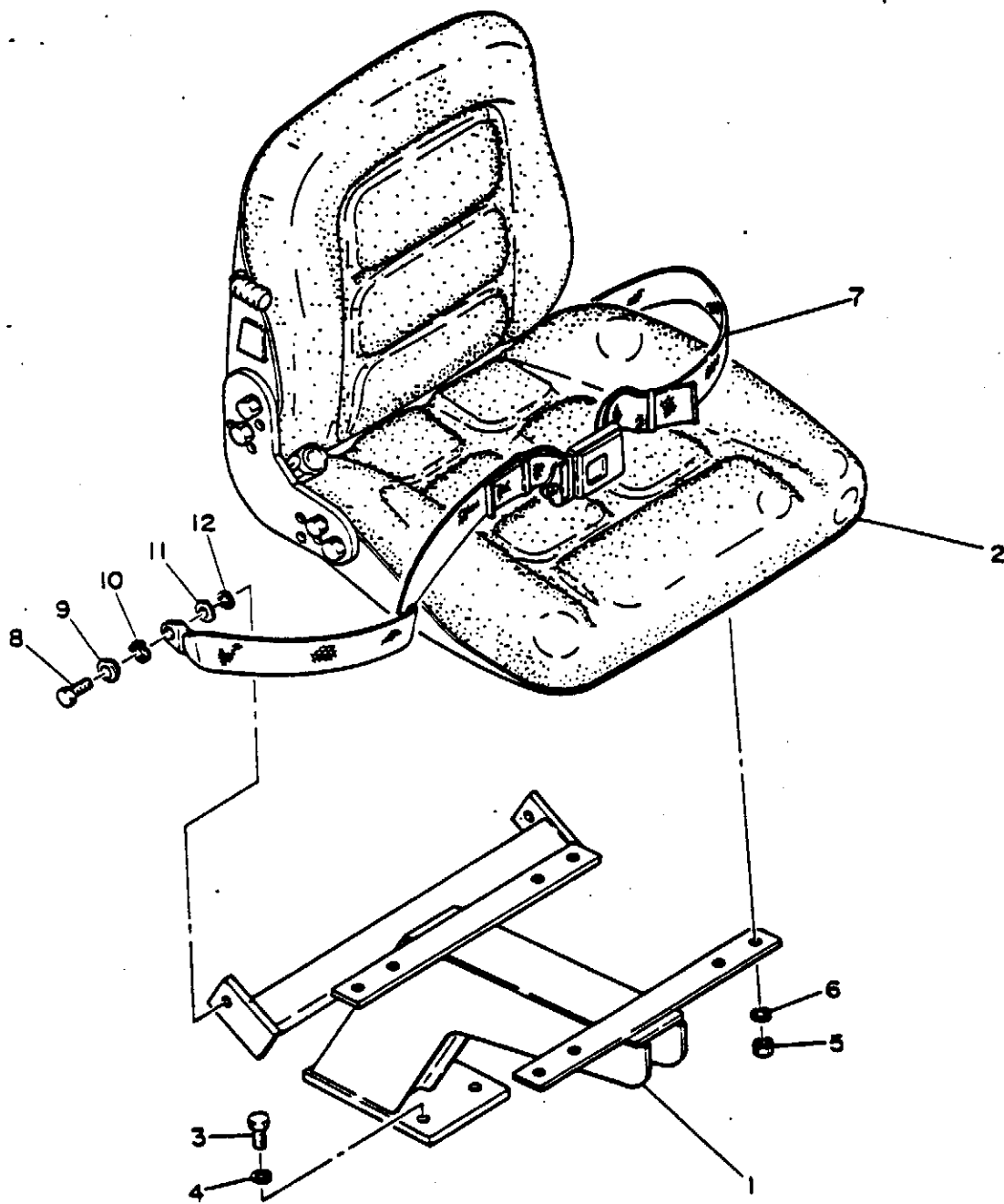
FIG. 20-1 SEAT



Item	PARTS NUMBER	DESCRIPTION	Q'ty	REMARKS
1	02234-22100	BRACKET	1	#52~
2	19141-00005	SEAT ASSY	1	
3	11000-51025	BOLT	3	
4	11400-10010	WASHER, Spring	3	
5	11300-30008	NUT	4	
6	11400-20008	WASHER, Spring	4	
7	19141-00003	BELT ASSY, Seat	1	
8	*****-*****	★BOLT	2	
9	*****-*****	★SLEEVE	2	
10	*****-*****	★WASHER, Wave	2	
11	*****-*****	★WASHER	2	
12	*****-*****	★WASHER, Spring	2	

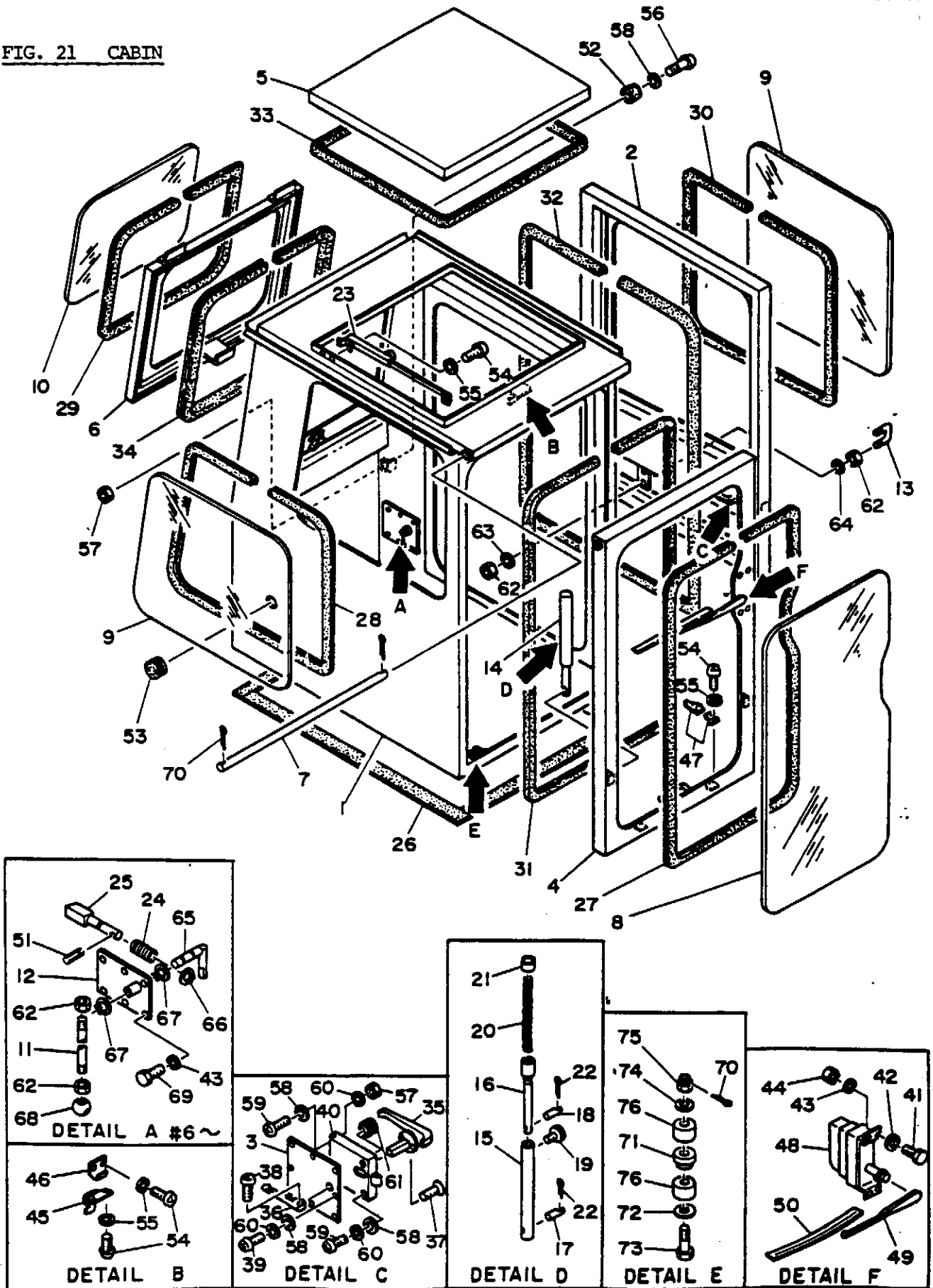
OPERATOR'S SEAT

FIG. 20-2 OPERATOR,S SEAT



Item	PARTS NUMBER	DESCRIPTION	Q'ty	REMARKS
1	02234-22100	BRACKET	1	#52~
2	19141-00010	SEAT ASSY	1	
3	11000-51025	BOLT	3	
4	11400-10010	WASHER, Spring	3	
5	11300-30008	NUT	4	
6	11400-20008	WASHER, Spring	4	
7	19141-00003	BELT ASSY, Seat	1	
8	*****-*****	★BOLT	2	
9	*****-*****	★SLEEVE	2	
10	*****-*****	★WASHER, Wave	2	
11	*****-*****	★WASHER	2	
12	*****-*****	★WASHER, Spring	2	

FIG. 21 CABIN



Item	PARTS NUMBER	DESCRIPTION	Q'ty	REMARKS
0-1	02286-32000	CABIN ASSY	1	
1	02286-32100	★CABIN	1	
2	02286-32200	★DOOR	1	
3	02286-32300	★COVER	1	
4	02285-30400	★SASH, Front	1	
5	02285-20500	★COVER, Roof	1	
6	02285-10600	★SASH, Rear	1	
7	02285-00800	★SHAFT	1	
8	02285-31000	★GLASS	1	
9	02285-31100	★GLASS	2	
10	02285-11200	★GLASS	1	
11	02286-33300	★LEVER	1	#6 ~
12	02286-33000	★BRACKET	1	#6 ~
13	02286-32400	★LEVER	1	
14	02285-02000	★STAY ASSY	2	
15	02285-12100	★★CASE	1	
16	02285-12200	★★ROD	1	
17	00015-03044	★★PIN	1	
18	00015-08033	★★PIN	2	
19	02285-12700	★★KNOB	1	
20	02285-12800	★★SPRING	1	
21	00033-16020	★★COLLAR	1	
22	12100-00220	★★PIN, Split	4	
23	16540-00400	★STAY ASSY	4	
24	02286-33400	★SPRING	1	#6 ~

Item	PARTS NUMBER	DESCRIPTION	Q'ty	REMARKS
25	02286-33200	★LATCH	1	#6 ~
26	16540-12350	★SPONGE	1	
27	16542-52000	★H-RUBBER	1	
28	16542-52000	★H-RUBBER	1	
29	16542-52000	★H-RUBBER	1	
30	16542-52000	★H-RUBBER	1	
31	16545-20000	★RUBBER, Sash	1	
32	16545-20000	★RUBBER, Sash	1	
33	16546-13000	★PACKING	1	
34	16545-20000	★RUBBER, Sash	1	
35	16540-00800	★HANDLE	1	
36	16540-00900	★HANDLE	1	
37	11206-30512	★SCREW, Flat-Head	2	
38	11205-30512	★SCREW, Pan-Head	1	
39	11220-00410	★SCREW, Tap	8	
40	16540-00700	★LOCK	1	
41	11000-30635	★BOLT	4	
42	11411-10006	★WASHER, Plain	4	
43	11400-20006	★WASHER, Spring	10	
44	11300-30006	★NUT	4	
45	16540-01900	★BRACKET	2	
46	16540-01700	★LATCH	2	
47	16533-00700	★CLIP	2	
48	17040-46612	★MOTOR, Wiper	1	
49	17041-09400	★ARM, Wiper	1	

Item	PARTS NUMBER	DESCRIPTION	Q'ty	REMARKS
50	17042-06350	★BLADE, Wiper	1	
51	12130-00624	★PIN, Spring	1	#6 ~
52	16521-03018	★FOOT, Rubber	1	
53	16520-53000	★GROMMET	3	
54	11205-30508	★SCREW, Pan-Head	34	
55	11400-20005	★WASHER, Spring	34	
56	11205-30520	★SCREW, Pan-Head	1	
56	11300-30005	★NUT	3	
58	11411-10005	★WASHER, Plain	5	
59	11205-30512	★SCREW, Pan-Head	4	
60	11400-20005	★WASHER, Spring	4	
61	16540-01000	★BUSHING, Rubber	1	
62	11300-30008	★NUT	6	
63	11400-20008	★WASHER, Spring	2	
64	00036-08003	★WASHER	2	
65	02286-33100	★SHAFT	1	#6 ~
66	12200-00014	★RING, Snap	1	#6 ~
67	12200-00020	★RING, Snap	2	#6 ~
68	16500-03508	★GRIP	1	#6 ~
69	11000-30615	★BOLT	6	#6 ~
70	12100-00330	★PIN, Split	6	
71	02285-11600	★DISTANCE	4	
72	00030-00010	★WASHER	4	
73	02285-11800	★BOLT	4	
74	00036-18004	★WASHER	4	

Item	PARTS NUMBER	DESCRIPTION	Qty	REMARKS
75	11320-20016	★NUT, Castle	4	
76	16510-05030	★RUBBER, Cushion	8	

Item	PARTS NUMBER	DESCRIPTION	Q'ty	REMARKS
1	02260-30100	BOOM	1	
2	00035-52241	★COLLAR	1	
3	00024-50060	★BUSHING	2	
4	00015-00002	PIN	1	
5	00015-00003	PIN	1	
6	00015-00014	PIN	2	
7	00015-00005	PIN	1	
8	00030-50005	COLLAR	2	
9	00033-00001	COLLAR	2	
10	00019-00047	PIN	1	#54~
11	02261-31100	ARM	1	
12	00023-55070	★BUSHING	2	
13	00021-50044	★BUSHING	4	
14	00035-57032	★COLLAR	1	
15	00030-52075	★COLLAR	2	
16	02161-00200	PLATE	1	
17	02161-00300	ARM Link	1	
18	00021-50044	★BUSHING	4	
19	00030-52075	★COLLAR	①	
20	02261-21100	ARM Link	1	For France
21	00021-50044	★BUSHING	4	For France
22	00030-52075	★COLLAR	1	For France
23	00015-00006	PIN	1	
24	00015-00007	PIN	1	
25	00015-00009	PIN	1	

Item	PARTS NUMBER	DESCRIPTION	Q'ty	REMARKS
26	00030-50008	COLLAR	2	
27	00015-00008	PIN	2	
28	00015-00013	PIN	1	
29	14320-25065	SEAL. Dust	12	
30	12220-16050	SEEGER-RING	2	
31	11000-51290	BOLT	13	
32	11411-00012	WASHER, Plain	26	
33	11300-50012	NUT	26	
34	15600-01000	NIPPLE, Grease	6	
35	15600-01675	NIPPLE, Grease	2	
36	00039-00011	WASHER	1	
37	12100-00670	PIN, Split	1	
38	11325-20039	NUT, Castle	1	
39	19000-04500	CYLINDER, Boom (R. H.)	1	
40	19000-04600	CYLINDER, Boom (L. H.)	1	
41	19000-04700	CYLINDER, Arm	1	
42	19000-04800	CYLINDER, Bucket	1	
43	02262-20000	BUCKET	1	
44	02161-90002	PLATE	1	

FIG. 23 BUCKET

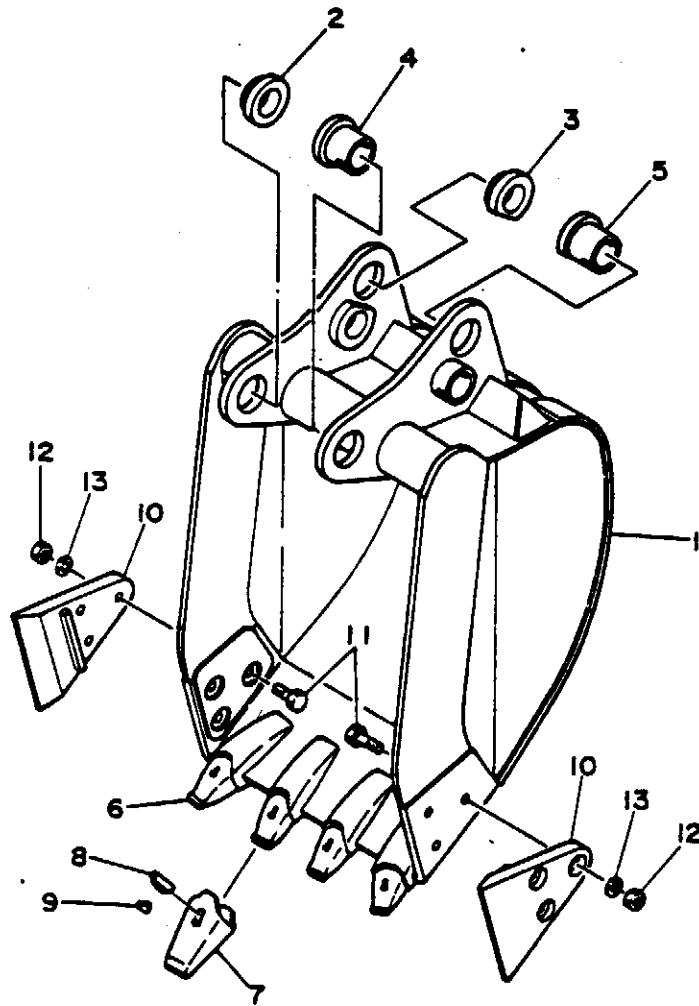
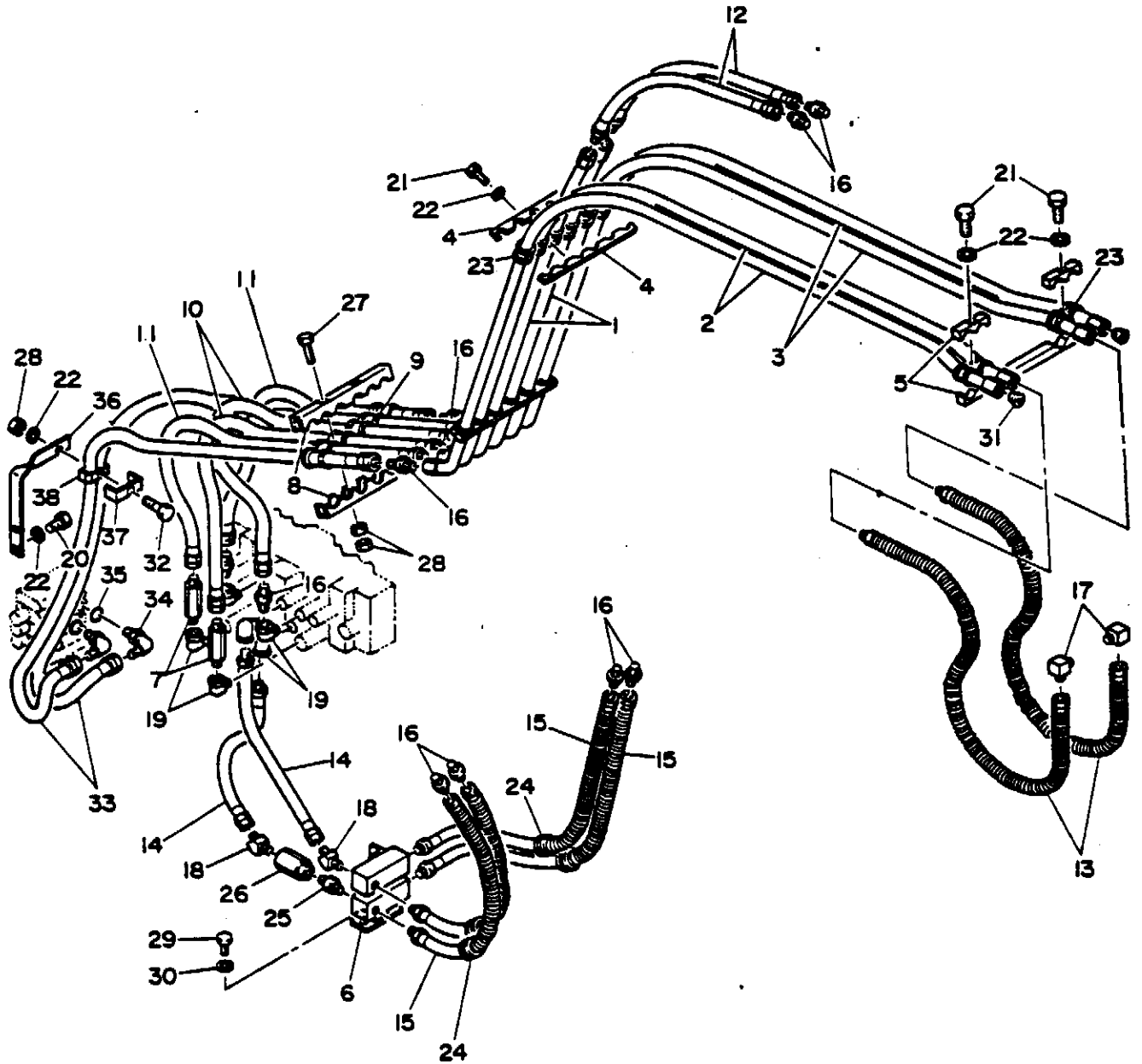


FIG. 23 (474822) (550V) 1/10
72-2255 D

Item	PARTS NUMBER	DESCRIPTION	Q'ty	REMARKS
0-1	02262-20000	BUCKET ASSY	1	
1	02262-20100	★BUCKET	1	
2	00029-00001	★★BUSHING	1	
3	00029-00004	★★BUSHING	2	
4	00029-00005	★★BUSHING	1	
5	00029-00006	★★BUSHING	2	
6	19142-00181	★★ADAPTOR	4	
7	19142-00182	★POINT	4	
8	19142-00183	★LOCK	4	
9	19142-00184	★PIN	4	
10	02162-00400	★CUTTER. Side	2	
11	11010-51645	★BOLT	6	
12	11305-50016	★NUT	6	
13	11400-10016	★WASHER. Spring	6	

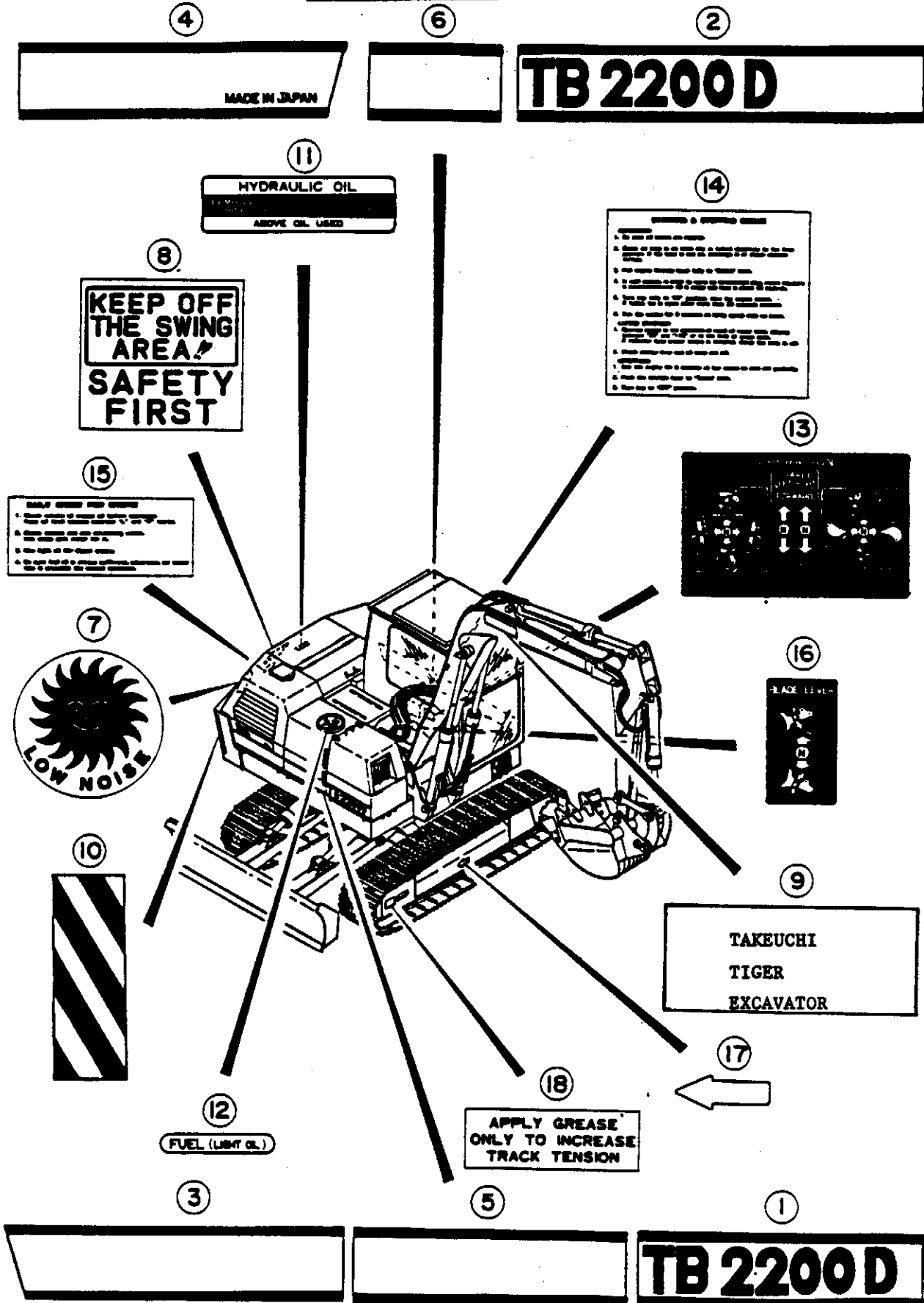
FIG. 24 PIPING, HOE



Item	PARTS NUMBER	DESCRIPTION	Q'ty	REMARKS
1	02273-30100	PIPE (A)	2	
2	02273-30200	PIPE (B)	2	
3	02273-30300	PIPE (C)	2	
4	02273-31100	CLAMP	2	
5	02273-31200	CLAMP	1	
6	02273-20600	JOINT	1	
7	00072-00022	ADAPTOR	2	
8	15339-50006	CLAMP	1	
9	15339-50122	★GUARD	6	
10	19080-12120	HOSE ASSY	2	
11	19080-12140	HOSE ASSY	2	
12	19080-12060	HOSE ASSY	2	
13	19081-12110	HOSE ASSY	2	
14	19080-12045	HOSE ASSY	2	
15	19084-12075	HOSE ASSY	4	
16	15110-00004	ADAPTOR	10	
17	15111-00004	ELBOW, 90°	2	
18	15112-00004	ELBOW, 45°	2	
19	15013-00004	ELBOW, 90°	6	
20	11000-50816	BOLT	2	
21	11000-50830	BOLT	6	
22	11400-10008	WASHER, Spring	9	
23	15314-28425	GUARD	16	
24	16520-03202	GROMMET	4	
25	15015-00004	CONNECTOR	1	

Item	PARTS NUMBER	DESCRIPTION	Q'ty	REMARKS
26	15410-20010	VALVE	1	
27	11000-40865	BOLT	2	
28	11300-40008	NUT	5	
29	11000-51020	BOLT	2	
30	11400-10010	WASHER, Spring	2	
31	15018-10004	PLUG	2	
32	11000-50855	BOLT	1	
33	19082-12220	HOSE ASSY	2	
34	15133-00002	ELBOW, 90°	2	
35	14203-00908	O-RING	2	
36	02270-73100	STAY	1	
37	01471-00200	CLAMP	1	
38	01471-00100	GUARD	1	

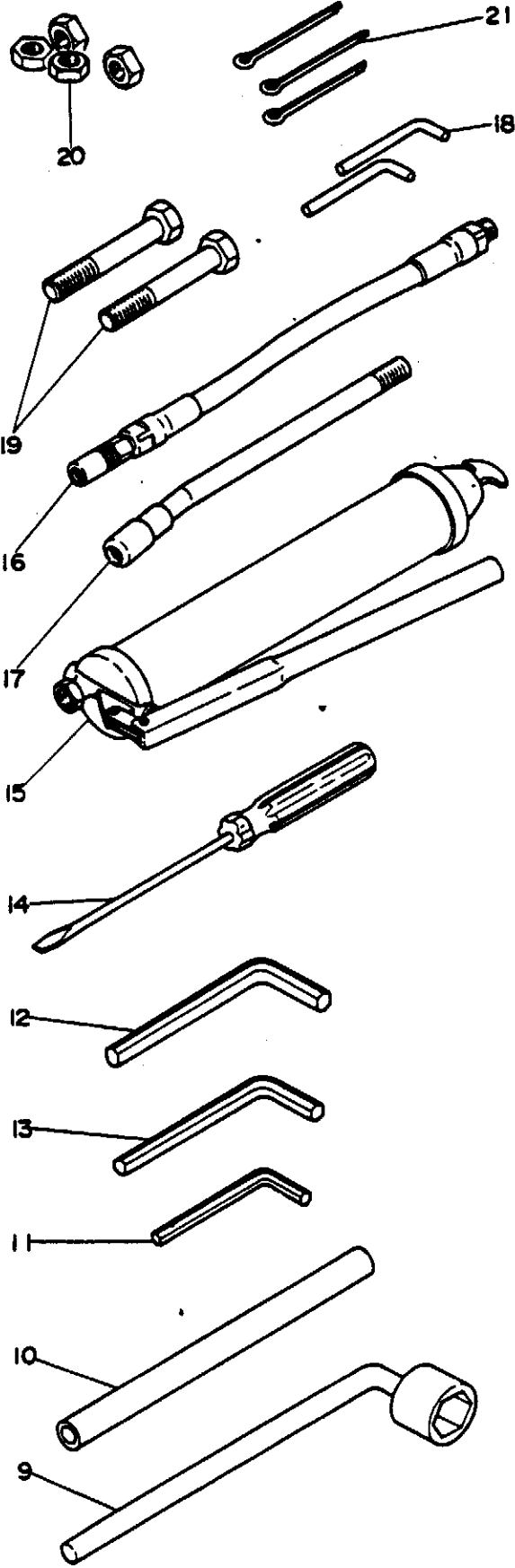
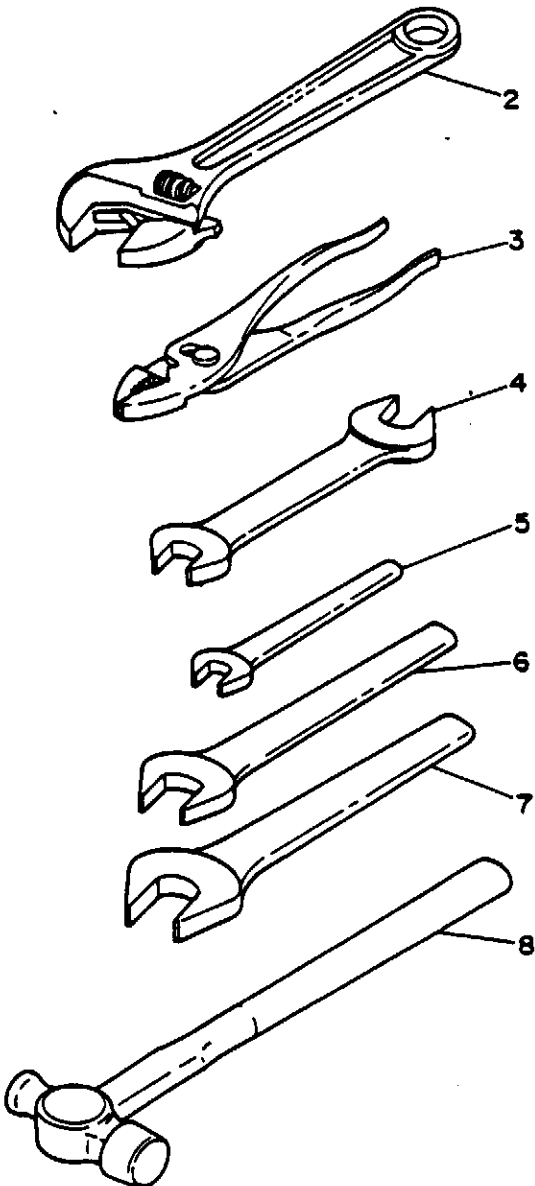
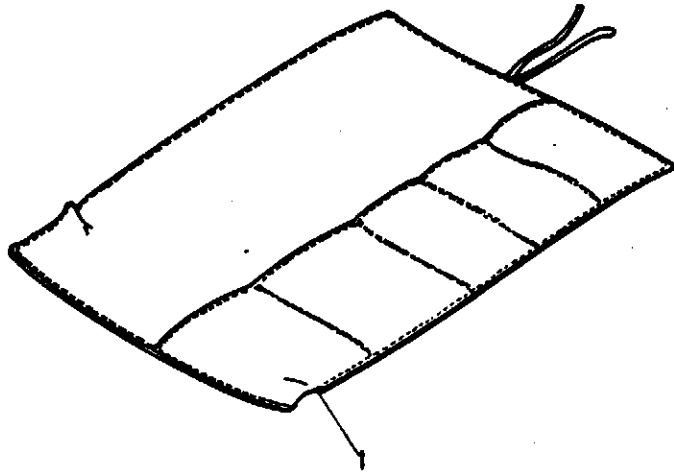
FIG. 25 STICKERS



Item	PARTS NUMBER	DESCRIPTION	Q'ty	REMARKS
0-1	02293-90030	STICKER SET	1	
1	02293-02500	★STICKER	1	
2	02293-02600	★STICKER	1	
3	02293-02700	★STICKER	1	
4	02293-02800	★STICKER	1	
5	02293-02900	★STICKER	1	
6	02293-03000	★STICKER	1	
7	02293-02400	★SYMBOL MARK	1	
8	01593-20500	★STICKER	1	
9	00693-27200	★STICKER	2	
10	02593-00500	★SYMBOL MARK	2	
11	01793-12500	★STICKER	1	
12	01793-12100	★STICKER	1	
13	01593-20400	★STICKER	1	
14	01493-59800	★STICKER	1	
15	01493-57900	★STICKER	1	
16	01793-12400	★STICKER	1	
17	01393-02500	★SYMBOL MARK	2	
18	01493-62200	★STICKER	2	

NOTE For U.S.A.

FIG. 26 TOOLS

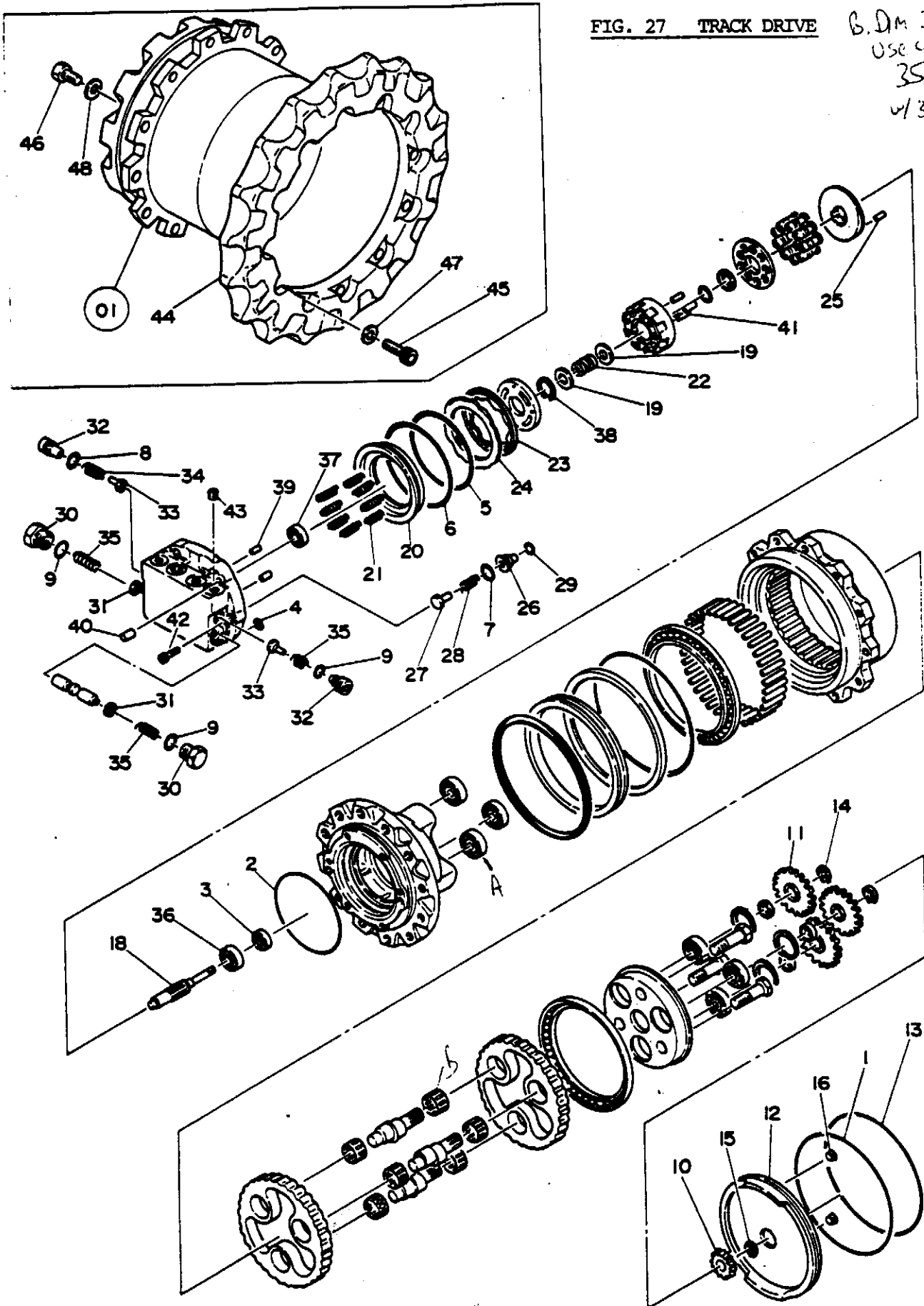


Item	PARTS NUMBER	DESCRIPTION	Q'ty	REMARKS
0-1	02292-90000	TOOL SET	1	
1	16914-00001	★CASE, Tool	1	
2	16904-00250	★MONKEY WRENCH	1	
3	16905-00200	★PLIER	1	
4	16900-01719	★SPANNER	1	
5	16901-00013	★SPANNER	1	
6	16901-00022	★SPANNER	1	
7	16901-00027	★SPANNER	1	
8	16903-00330	★HAMMER	1	
9	16908-50026	★WRENCH, L-Type	1	
10	00079-00009	★PIPE	1	
11	16906-00500	★WRENCH, Hex	1	
12	16906-01000	★WRENCH, Hex	1	
13	16906-50012	★WRENCH, Hex	1	
14	16902-00100	★DRIVER	1	
15	16910-60300	★GUN, Grease	1	
16	16911-10003	★NOZZLE, Hose	1	
17	16911-10004	★NOZZLE	1	
18	19140-05508	PIN	3	
19	11010-51290	BOLT	2	
20	11305-50012	NUT	4	
21	12100-00670	PIN, Split	3	#54~

A. TIMKEN Tapered Brg
33205

FIG. 27 TRACK DRIVE

B. DIM 30/42 W/22
Use consolidated
35/42 w/22
w/ 30135 steel





YUSEN AIR & SEA SERVICE (U.S.A.) INC.

Atlanta Office (404) 766-5246
Fax (404) 767-1012

TRACTION DRIVE MOTOR ASST

D-3 19030 - 02500 * 22001 ~ 22010
KAWASAKI MAKER * 22016 ~ 22020

19030 - 03000 * 22011 ~ 22015
TEIJIN MAKER * 22021 ~ 22073

C-3 19030 - 04200 * 22074 UP ~
TEIJIN MAKER

ATLANTA	(404) 766-5246	LOS ANGELES (P)	(213) 688-7556
BOSTON	(617) 567-4282	MILWAUKEE	(414) 483-4141
CHICAGO	(312) 671-0556	NEW JERSEY	(201) 866-0600
CLEVELAND	(216) 267-3324	NEW YORK (C)	(212) 978-0100
DALLAS	(214) 574-6633	NEW YORK (P)	(212) 661-2224
HOUSTON	(713) 443-1801	SAN FRANCISCO	(415) 347-9506
LOS ANGELES (C)	(213) 776-2656		

CC

C

C

C

C

C

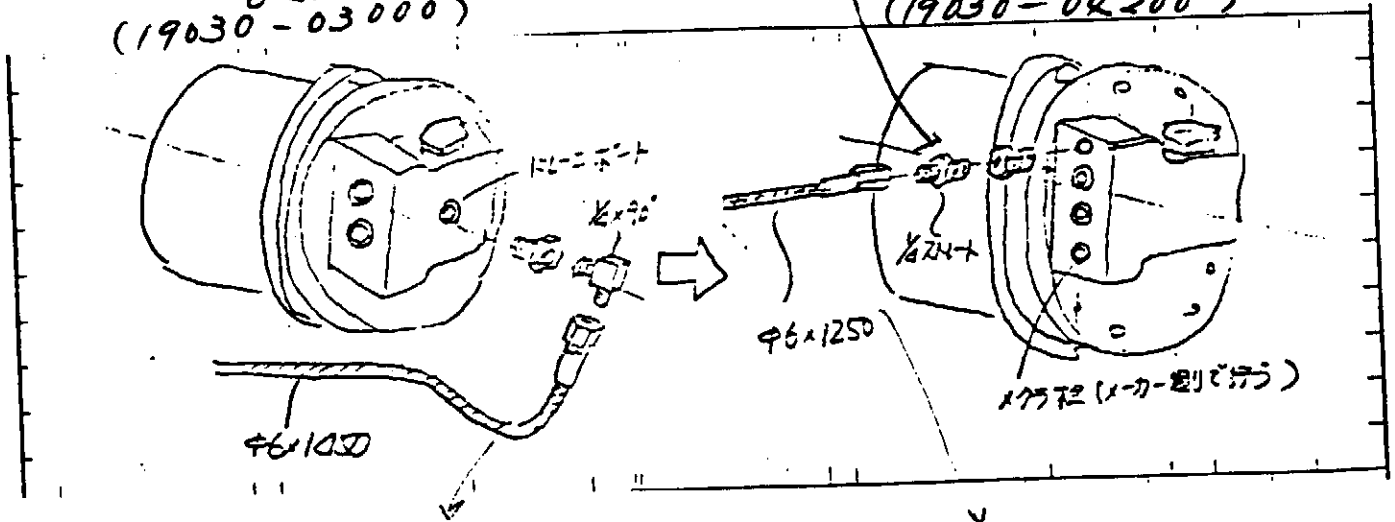
TRACTION MOTOR ASSEMBLY

TB-2200D

15110-00002 ADAPTER

OLD TYPE
(19030-03000)

NEW TYPE
(19030-04200)



19061-06145 HOSE
(LONG HOSE) 7.8" Longer.

19061-06125 HOSE
(SHORT HOSE)

- ① 19030-04200 MOTOR ASSEMBLY
- ② 15110-00002 HOSE ADAPTOR (1/4")
- ③ 19061-06125 HOSE (NO STOCK.)
OUT OF ORDER)

USE TO 19061-06145 HOSE

CC

C

C

C

C

C

Item	PARTS NUMBER	DESCRIPTION	Q'ty	REMARKS
0-1	19030-04200	MOTOR ASSY	2	
0-2	19030-04299	★KIT, Seal 74 ~ up	1	
1	14203-10346	★★O-RING	1	
2	14203-10333	★★O-RING	1	
3	*****-*****	★★SEAL, Oil	1	
4	14200-10060	★★O-RING	1	
5	14203-10325	★★O-RING	1	
6	14201-11400	★★O-RING	1	
7	14200-10090	★★O-RING	1	
8	14200-10060	★★O-RING	2	
9	14200-10260	★★O-RING	2	
10	19030-04206	★GEAR, Input	1	
11	19030-04207	★GEAR, Spur	3	
12	19030-04208	★COVER	1	
13	19030-04213	★RING	1	
14	12200-00025	★RING, Snap	3	
15	12200-00017	★RING, Snap	1	
16	15018-20003	★PLUG	2	
17	19030-04250	★BLOCK ASSY, Valve	1	
18	19030-04252	★SHAFT	1	
19	19120-00360	★WASHER	2	
20	19120-00362	★PISTON	1	
21	19120-00363	★SPRING	8	
22	19030-04264	★SPRING	1	
23	19120-00365	★RING, Friction	1	

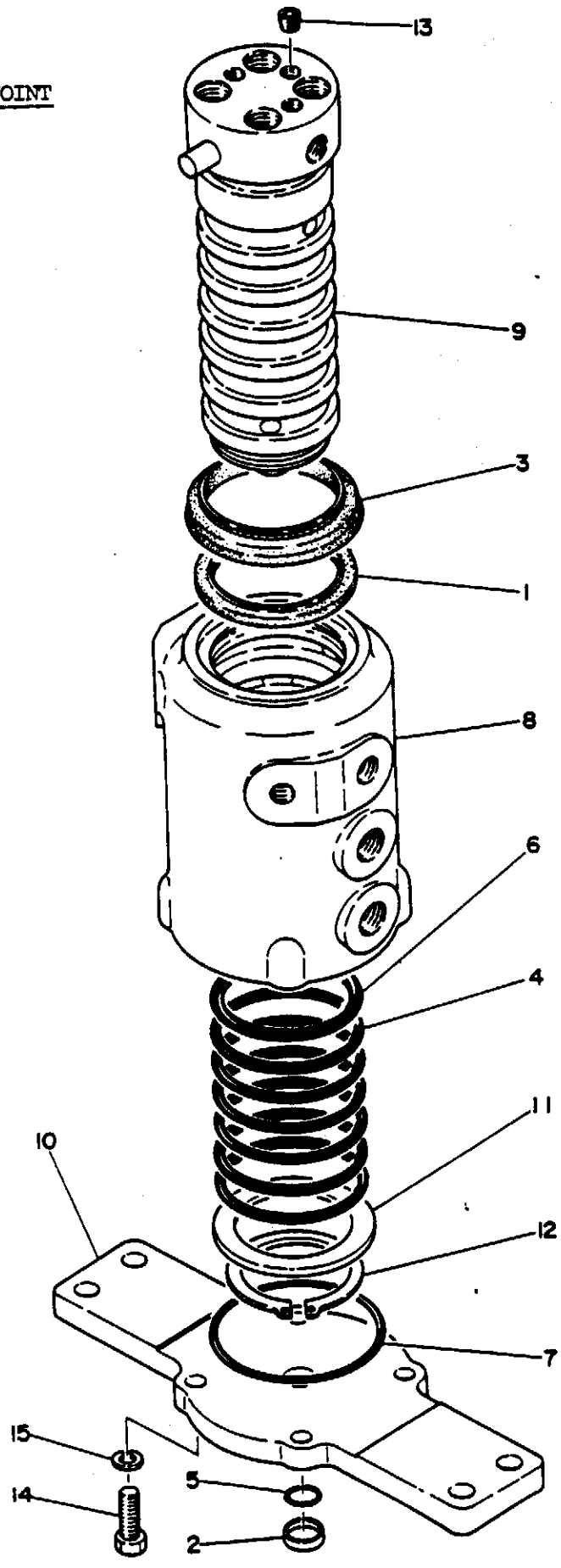
NOTE #74~

A 22074 ~ 7

Item	PARTS NUMBER	DESCRIPTION	Q'ty	REMARKS
24	19120-00366	★RING	1	
25	19120-00367	★PIN	1	
26	19030-04268	★SEAT, Valve	1	
27	19030-04269	★VALVE	1	
28	19030-04270	★SPRING	1	
29	19030-04271	★RING	1	
30	19030-04273	★PLUG	2	
31	19030-04274	★RETAINER, Spring	2	
32	19030-04275	★PLUG	2	
33	19030-04276	★VALVE	2	
34	19030-04277	★SPRING	2	
35	19030-04278	★SPRING	2	
36	13000-06204	★BEARING	1	
37	13000-06202	★BEARING	1	
38	19030-04288	★RING, Retainer	1	
39	12120-04010	★PIN	2	
40	12120-08025	★PIN	2	
41	12120-02012	★PIN	3	
42	11100-51030	★BOLT, Socket	5	
43	15018-20003	★PLUG	1	
44	02216-42100	SPROCKET	2	
45	11100-51435	BOLT, Socket	12	
46	11000-41640	BOLT	12	
47	11415-40014	WASHER	12	
48	11415-40016	WASHER	12	

NOTE #74~

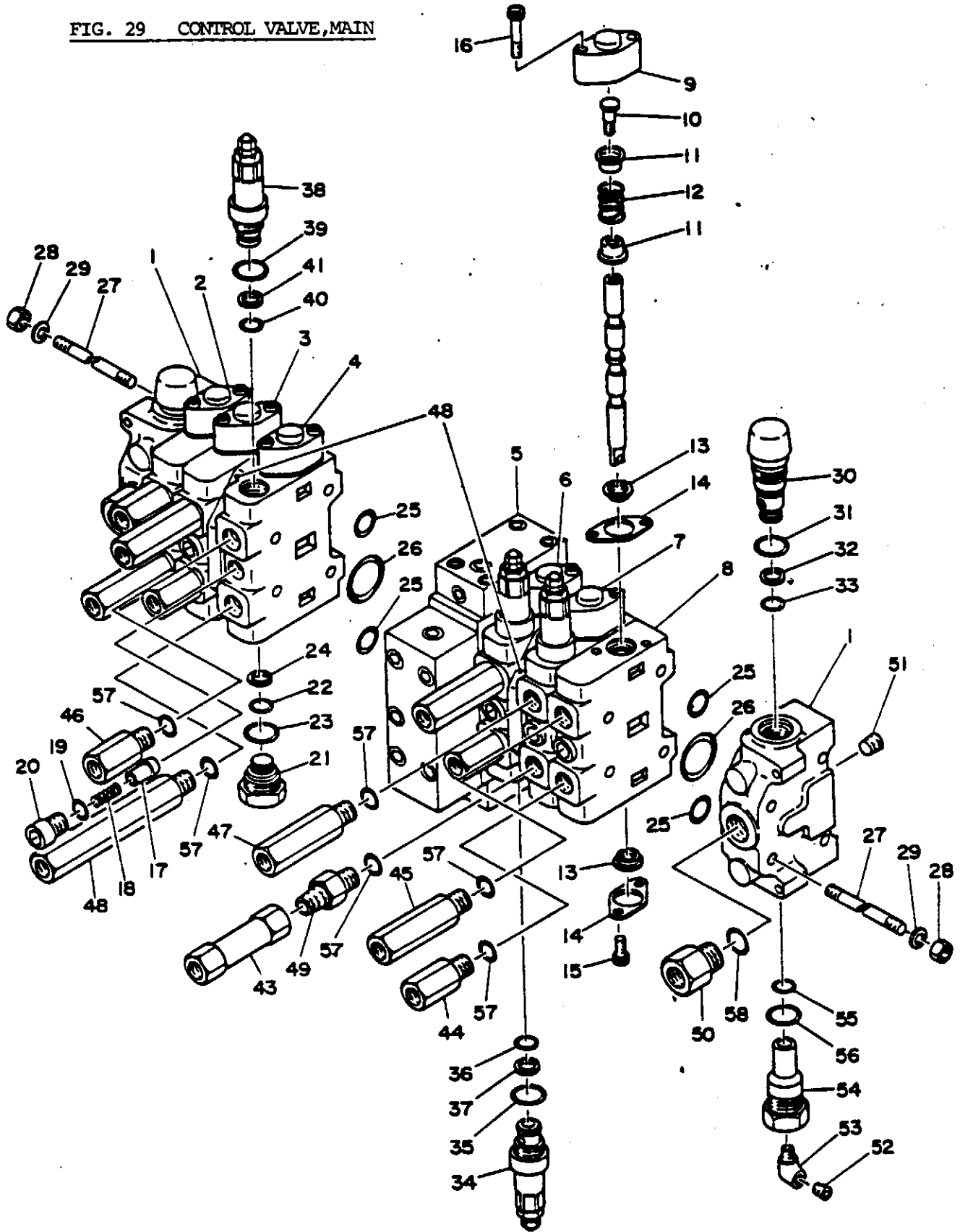
FIG. 28 SWIVEL JOINT



Item	PARTS NUMBER	DESCRIPTION	Q'ty	REMARKS
0-1	19040-02300	JOINT ASSY. Swivel	1	
0-2	19040-02399	★SEAL KIT	1	
1	19040-00493	★★SEAL, Dust	1	
2	19040-01092	★★SEAL, Dust	1	
3	19040-02391	★★SEAL, Dust	1	
4	14201-10800	★★O-RING	6	
5	14200-10200	★★O-RING	1	
6	14200-10800	★★O-RING	1	
7	14201-10950	★O-RING	1	
8	19040-02301	★HUB	1	
9	19040-02311	★SHAFT	1	
10	19040-01021	★FLANGE	1	
11	19040-00491	★SPACER	1	
12	19040-00493	★RING, Snap	1	
13	15018-10002	★PLUG	3	
14	11000-51030	★BOLT	4	
15	11400-10010	★WASHER, Spring	4	

NOTE #71~

FIG. 29 CONTROL VALVE, MAIN

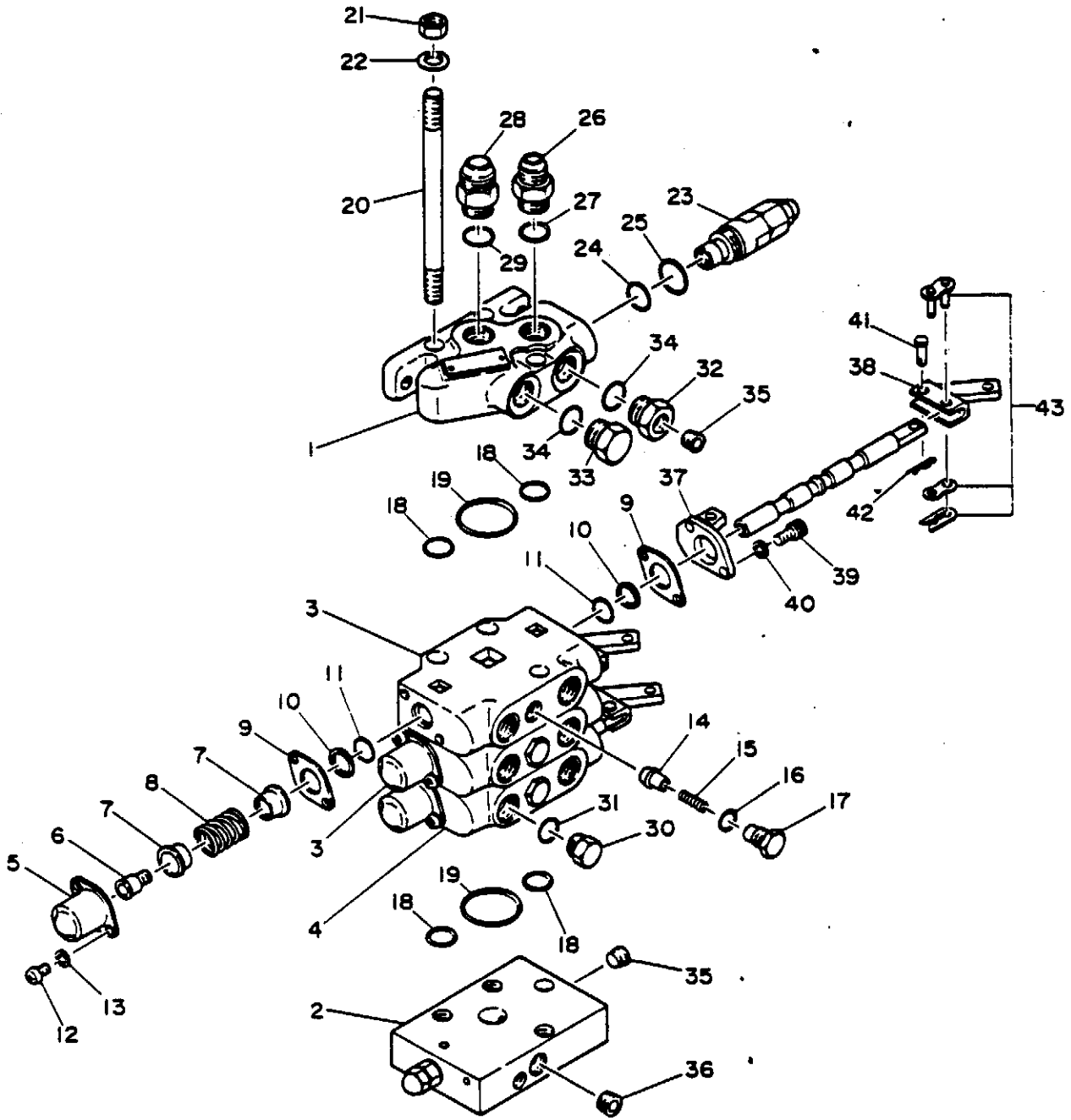


Item	PARTS NUMBER	DESCRIPTION	Q'ty	REMARKS
0-1	19010-04400	VALVE ASSY, Control	1	
1	19010-04401	★COVER	2	
2	19010-04414	★BLOCK ASSY, Slew	1	
3	19010-04416	★BLOCK ASSY, Traction (L.H.)	1	
4	19010-04413	★BLOCK ASSY, Bucket	1	
5	19010-04419	★HOUSING, Outlet	1	
6	19010-04411	★BLOCK ASSY, Boom	1	
7	19010-04412	★BLOCK ASSY, Arm	1	
8	19010-04415	★BLOCK ASSY, Traction (R.H.)	1	
9	19010-04461	★★COVER, Rear	6	
10	19010-04431	★★END, Spool	6	
11	19010-04451	★★HOLDER, Spring	12	
12	19010-04456	★★SPRING	6	
13	19010-04446	★★PACKING, SVY	12	
14	19010-04441	★★HOLDER, Seal	12	
15	11100-50814	★★BOLT, Socket	12	
16	11100-50845	★★BOLT, Socket	12	
17	19010-04466	★★PLUNGER, Check	6	
18	19010-04457	★★SPRING	6	
19	14200-10160	★★O-RING	6	
20	15135-00011	★★PLUG	6	
21	15135-00012	★★PLUG	2	
22	14200-00160	★★O-RING	2	
23	14200-00260	★★O-RING	2	
24	14210-20160	★★RING, Back-up	2	

Item	PARTS NUMBER	DESCRIPTION	Q'ty	REMARKS
25	14203-10117	★O-RING	20	
26	14203-10135	★O-RING	10	
27	19010-04406	★TIE-ROD	8	
28	11300-50010	★NUT	8	
29	11400-10010	★WASHER, Spring	8	
30	19010-00043	★VALVE, Relief	2	
31	14209-00001	★★O-RING	2	
32	14209-00002	★★O-RING	2	
33	14212-01100	★★RING, Back-up	2	
34	19010-00044	★★VALVE, Relief	2	
35	14205-00260	★★O-RING	2	
36	14200-00160	★★O-RING	2	
37	14210-20160	★★RING, Back-up	2	
38	19010-00051	★VALVE, Relief	2	
39	14205-00260	★★O-RING	2	
40	14200-00160	★★O-RING	2	
41	14210-20160	★★RING, Back-up	2	
42	19010-04491	★PLATE, Tandem	2	
43	19010-04499	★VALVE, Check	1	
44	15134-00005	★ADAPTOR	3	
45	15134-00006	★ADAPTOR	3	
46	15134-00007	★ADAPTOR	2	
47	15134-00008	★ADAPTOR	2	
48	15134-00009	★ADAPTOR	1	
49	15134-00010	★ADAPTOR	1	

Item	PARTS NUMBER	DESCRIPTION	Q'ty	REMARKS
50	15134-00011	★ADAPTOR	2	
51	15018-20003	★PLUG	2	
52	15018-20002	★PLUG	2	
53	15013-00002	★ELBOW, 90°	2	
54	19010-04494	★PLUG	2	
55	14203-10114	★O-RING	2	
56	14203-10119	★O-RING	2	
57	14200-10180	★O-RING	12	
58	14200-10240	★O-RING	2	

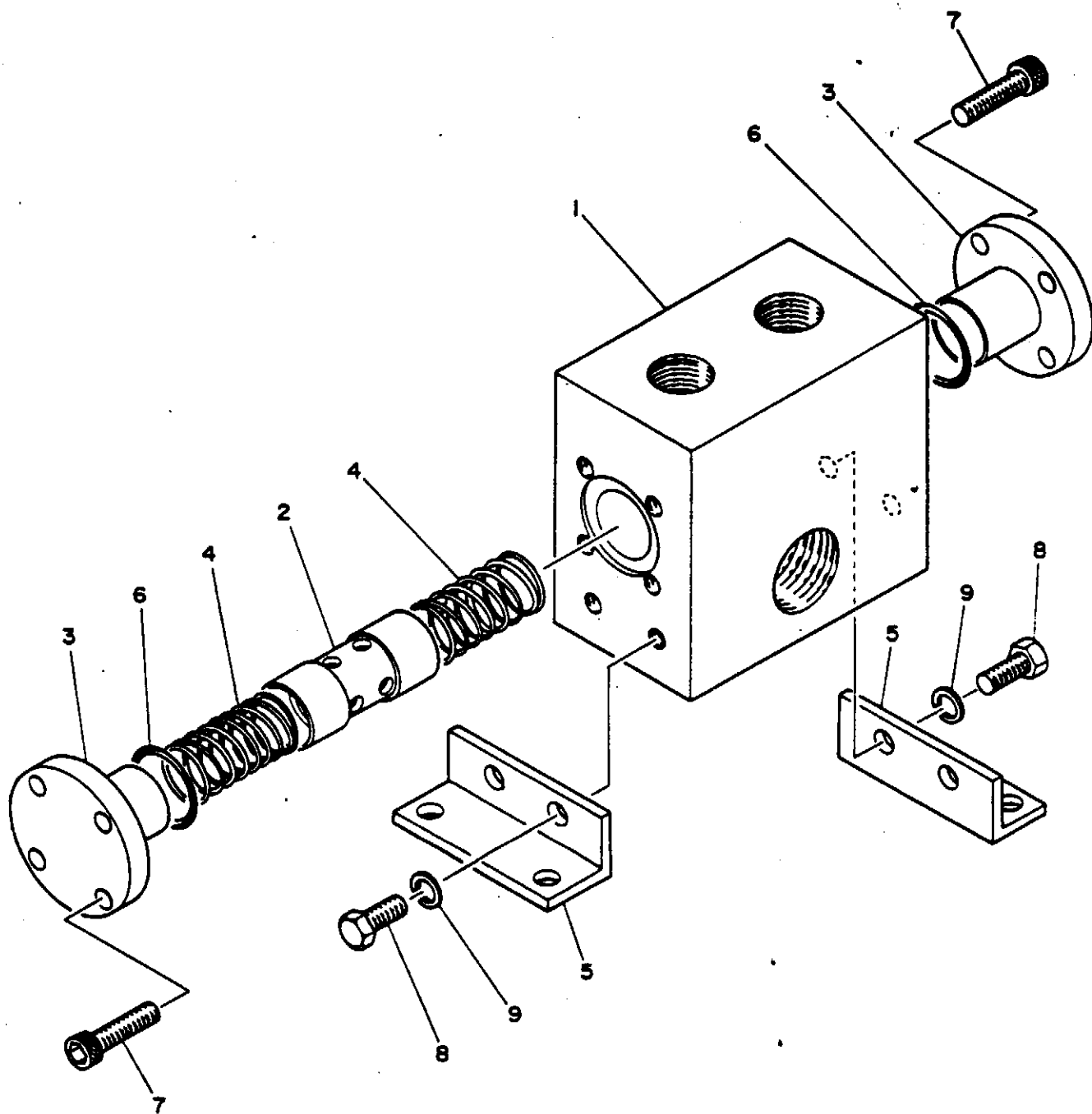
FIG. 30 CONTROL VALVE ,SUB



Item	PARTS NUMBER	DESCRIPTION	Q'ty	REMARKS
0-1	19010-07700	VALVE ASSY, Control	1	
1	19010-00701	★HOUSING, Inlet	1	
2	19010-04602	★HOUSING, Unloader	1	
3	19010-03214	★BLOCK ASSY, Blade or Service	2	
4	19010-04611	★BLOCK ASSY, Acceleration	1	
5	19010-00161	★★COVER	3	
6	19010-02531	★★END, Spool	3	
7	19010-00151	★★HOLDER, Spring	6	
8	19010-00156	★★SPRING	3	
9	19010-00141	★★SEAL, Holder	6	
10	14212-00100	★★RING, Back-up	6	
11	14200-00160	★★O-RING	6	
12	11205-20612	★★SCREW, Pan-Head	6	
13	11400-10006	★★WASHER, Spring	6	
14	19010-00166	★★PLUNGER, Check	3	
15	19010-00157	★★SPRING	3	
16	14200-10110	★★O-RING	3	
17	15135-00001	★★PLUG	3	
18	14203-10018	★★O-RING	8	
19	14203-10030	★O-RING	4	
20	19010-00208	★TIE-ROD	3	
21	11310-20012	★NUT	3	
22	11411-00012	★WASHER, Plain	3	
23	19010-00031	★VALVE, Relief	1	
24	14200-10180	★O-RING	1	

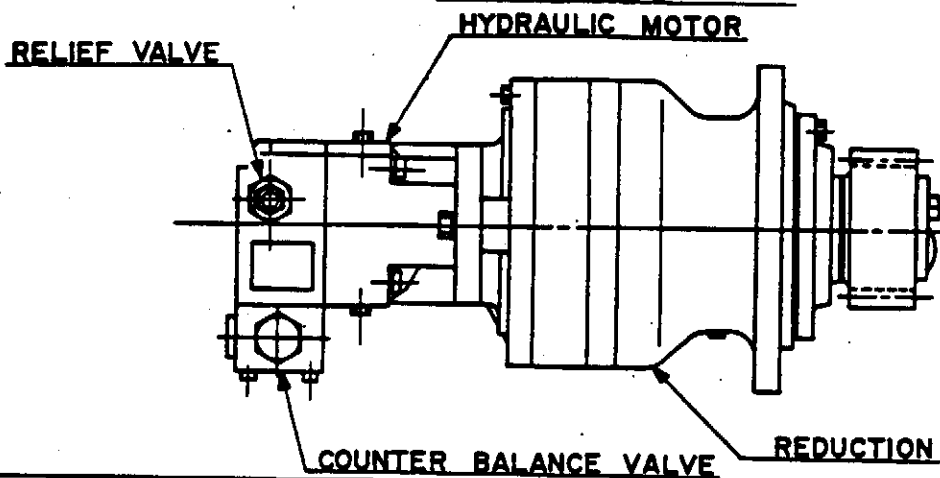
Item	PARTS NUMBER	DESCRIPTION	Q'ty	REMARKS
25	14200-10220	★O-RING	1	
26	15131-00005	★ADAPTOR	1	
27	14203-10910	★★O-RING	1	
28	15131-00009	★ADAPTOR	1	
29	14203-10910	★★O-RING	1	
30	15135-00008	★PLUG	1	
31	14203-10908	★★O-RING	1	
32	15135-00003	★PLUG	1	
33	15135-00002	★PLUG	1	
34	14203-10910	★O-RING	2	
35	15018-20002	★PLUG	2	
36	15018-20003	★PLUG	1	
37	14330-20003	★BRACKET, Lever	3	
38	14330-30005	★LINK, Lever	3	
39	11100-50618	★BOLT, Socket	6	
40	11400-10006	★WASHER, Spring	6	
41	00040-05117	★PIN	3	
42	12140-00005	★PIN, Snap	3	
43	16200-50000	★JOINT	3	

FIG. 31 DIVIDING VALVE

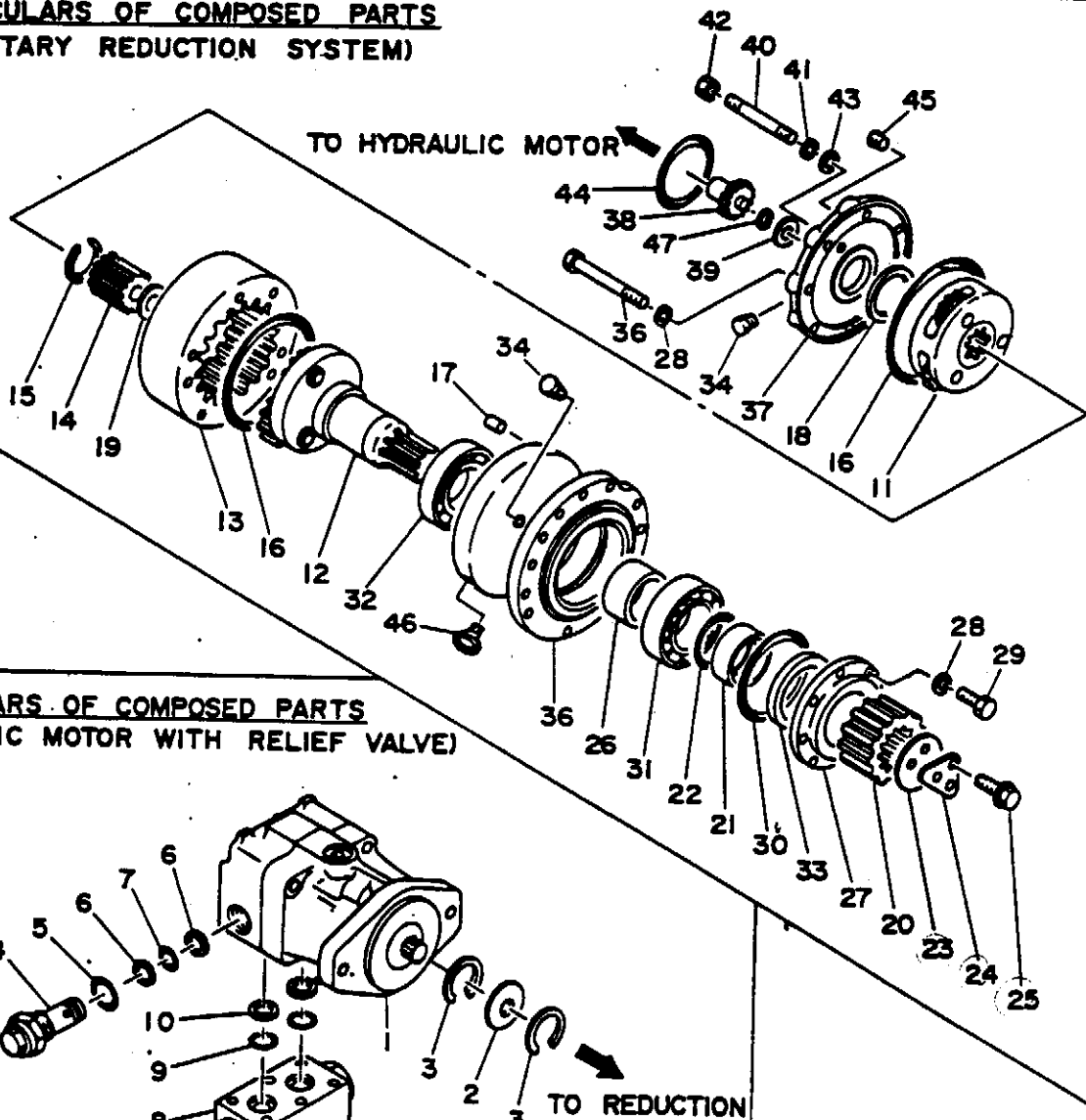


Item	PARTS NUMBER	DESCRIPTION	Q'ty	REMARKS
0-1	02277-11000	VALVE, Dividing	1	
1	02177-00100	★BODY	1	
2	02277-20200	★SPOOL	1	
3	02277-10300	★COVER	2	
4	00070-00006	★SPRING	2	
5	02177-10500	★ANGLE	2	
6	14200-00340	★O-RING	2	
7	11100-50825	★BOLT, Socket	8	
8	11000-20820	★BOLT	4	
9	11400-00008	★WASHER, Spring	4	

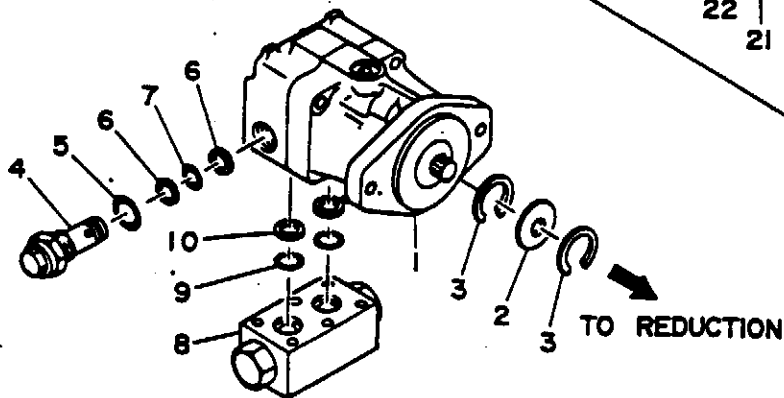
FIG. 32 SLEW MOTOR.



**PARTICULARS OF COMPOSED PARTS
(PLANETARY REDUCTION SYSTEM)**



**PARTICULARS OF COMPOSED PARTS
(HYDRAULIC MOTOR WITH RELIEF VALVE)**



Item	PARTS NUMBER	DESCRIPTION	Q'ty	REMARKS
0-1	19030-03400	MOTOR, Slew	1	
0-2	19030-00700	★MOTOR ASSY	1	
1	19030-00701	★★MOTOR	1	
0-3	19030-00799	★★KIT, Seal	1	
2	19030-00705	★★★CLIP	1	
3	19030-00706	★★★RING	2	
(4)	19018-00003	★★VALVE, Relief	2	
5	14203-10914	★★O-RING	2	
6	14212-00900	★★RING, Back-up	4	
7	14203-10117	★★O-RING	2	
(8)	19018-00300	★★VALVE, CB.	1	
9	14203-10119	★★O-RING	2	
10	14212-01000	★★RING, Back-up	2	
0-4	19120-00100	★GEAR, Reduction	1	
11	19120-00101	★★HOLDER	1	
12	19120-00102	★★SHAFT	1	
13	19120-00103	★★GEAR	1	
14	19120-00104	★★GEAR	1	
15	19120-00105	★★RING, Snap	1	
16	14203-10337	★★O-RING	2	
17	19120-00107	★★PIN, Dowel	2	
18	19120-00108	★★WASHER	1	
19	19120-00109	★★WASHER	1	
20	19120-00110	★★PINION	1	
21	19120-00111	★★COLLAR		

Item	PARTS NUMBER	DESCRIPTION	Q'ty	REMARKS
22	14203-10111	★★O-RING	1	
23	19120-00113	★★PLATE	1	
24	19120-00114	★★WASHER	1	
25	19120-00115	★★BOLT	3	
26	19120-00116	★★COLLAR	1	
27	19120-00117	★★COVER	1	
28	11400-10010	★★WASHER, Spring	14	
29	11000-51030	★★BOLT	6	
30	14201-11310	★★O-RING	1	
31	13000-22214	★★BEARING	1	
32	19120-00122	★★BEARING, Roller	1	
33	19120-00123	★★SEAL, Oil	1	
34	00072-00105	★★PLUG	2	
35	11001-51010	★★BOLT	8	
36	19120-00127	★★CASE	1	
37	19120-00128	★★COVER	1	
38	19120-00129	★★GEAR	1	
39	19120-00130	★★WASHER	1	
40	19120-00131	★★BOLT, Stud	2	
41	19120-00132	★★WASHER, Spring	2	
42	19120-00133	★★NUT	2	
43	19120-00134	★★WASHER, Spring	2	
44	14201-11050	★★O-RING	1	
45	15018-20001	★★PLUG	1	
46	19120-00137	★★BOLT, Eye	1	

Item	PARTS NUMBER	DESCRIPTION	Q'ty	REMARKS
47	12210-00019	★★RING. Snap	1	

FIG. 33 BOOM CYLINDER

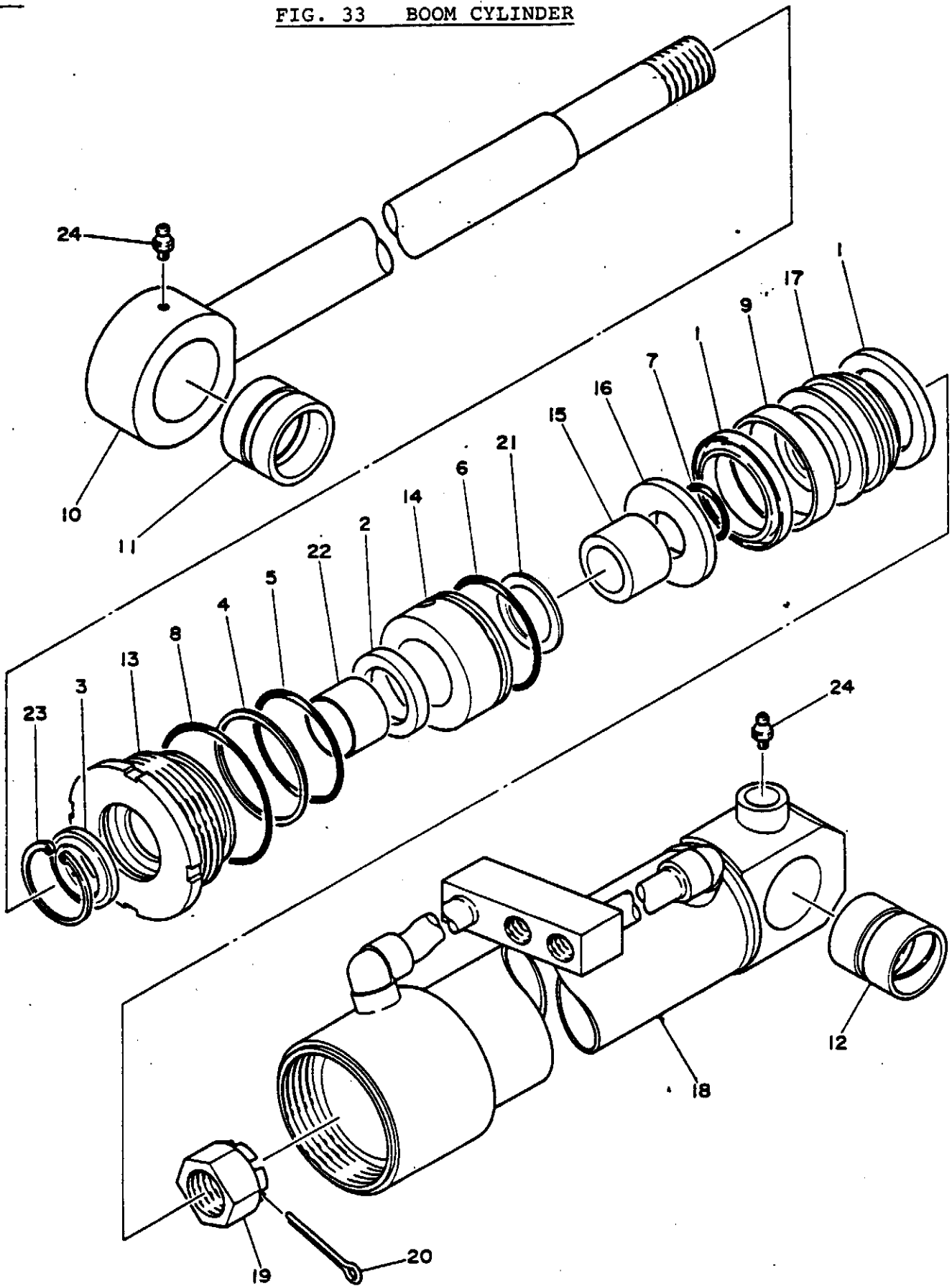


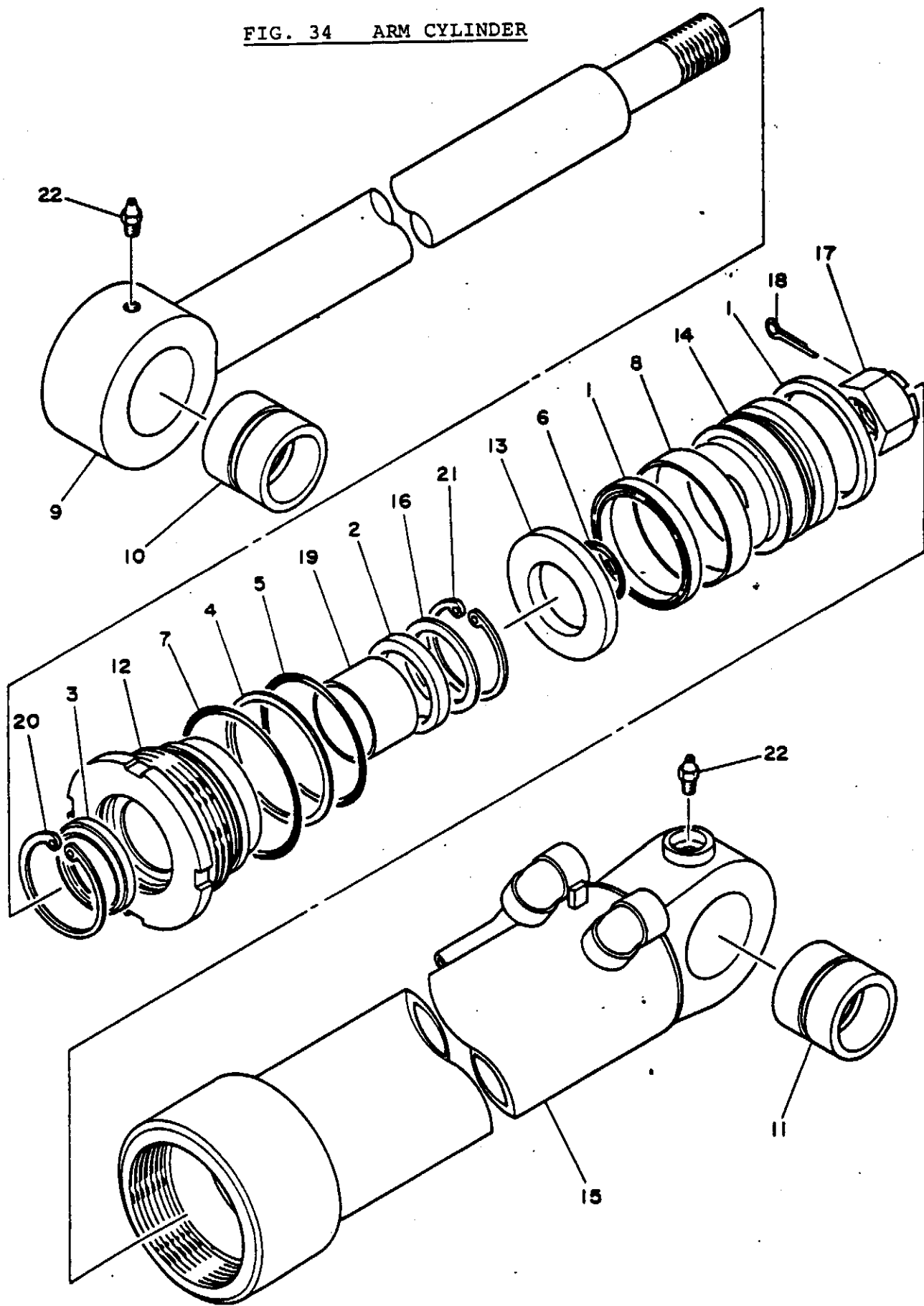
FIG. 33 MAIN ENGINER

S=1/3

Item	PARTS NUMBER	DESCRIPTION	Q'ty	REMARKS
0-1	19000-04500	CYLINDER ASSY. (R. H.)	1	
0-2	19000-04600	CYLINDER ASSY. (L. H.)	1	
0-3	19000-04599	★KIT, Seal	1	
1	14100-80659	★★PACKING, Piston	2	
2	14105-45609	★★PACKING, Rod	1	
3	14111-00045	★★SEAL, Dust	1	
4	14212-00200	★★RING, Back-up	1	
5	14200-10750	★★O-RING	1	
6	14201-10800	★★O-RING	1	
7	14201-10350	★★O-RING	1	
8	14201-10900	★★O-RING	1	
9	14107-08017	★WEARING	1	
10	19000-04501	★ROD, Piston	1	
11	19000-04502	★BUSHING	1	
12	19000-04520	★BUSHING	1	
13	19000-04203	★COVER, Rod	1	
14	19000-04504	★RETAINER	1	
15	19000-04505	★CUSHION, Rod	1	
16	19000-04555	★HOLDER, Packing	1	
17	19000-04506	★PISTON	1	
18	19000-04507	★TUBE (R. H.)	1	
18-1	19000-04607	★TUBE (L. H.)	1	
19	19000-04209	★NUT	1	
20	12100-06060	★PIN, Split	1	
21	14300-00050	★SEAL, Cushion		

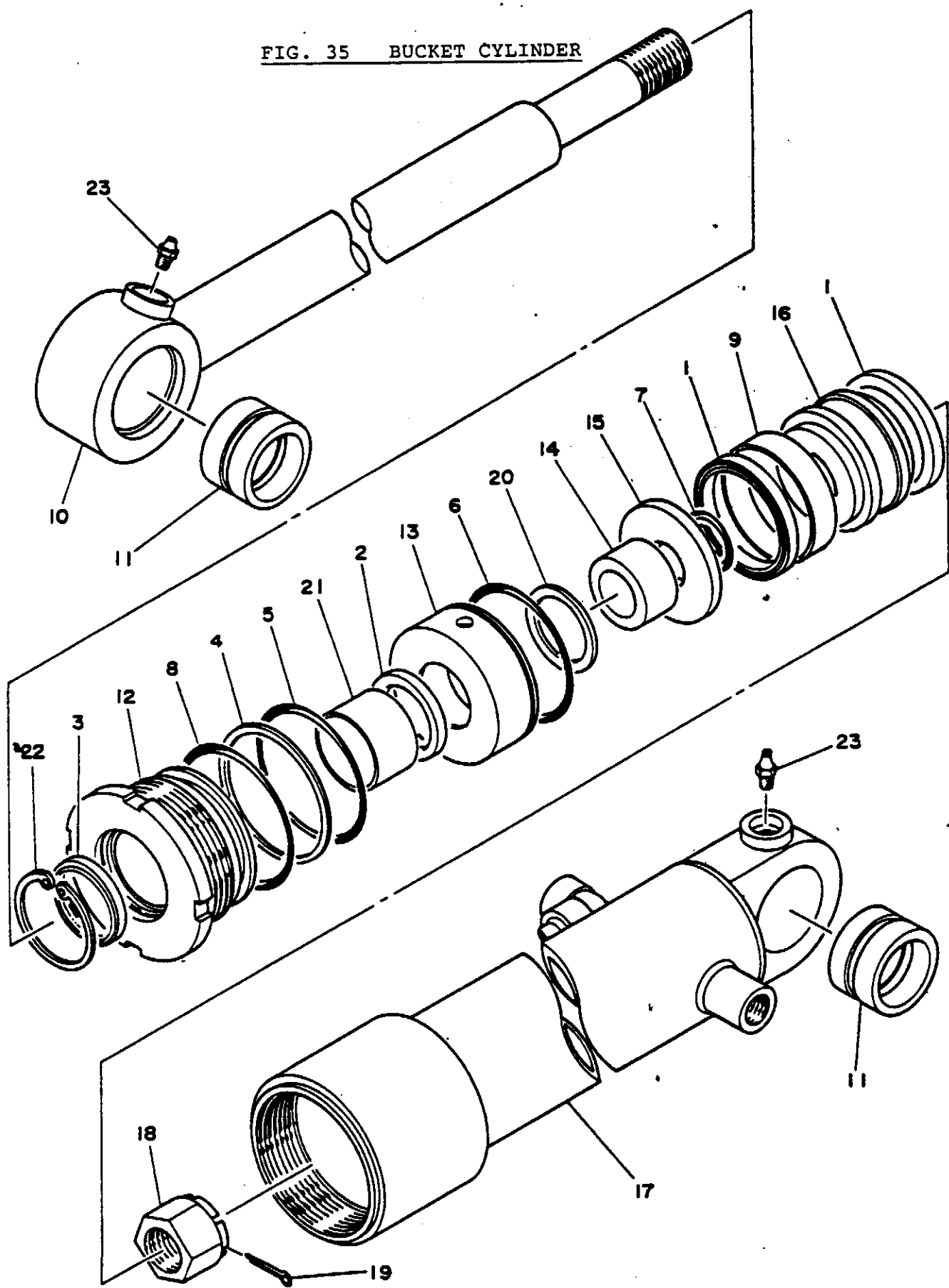
Item	PARTS NUMBER	DESCRIPTION	Q'ty	REMARKS
22	13330-04530	★BUSHING	1	
23	12210-00063	★RING, Snap	1	
24	15600-01000	★NIPPLE, Grease	2	

FIG. 34 ARM CYLINDER



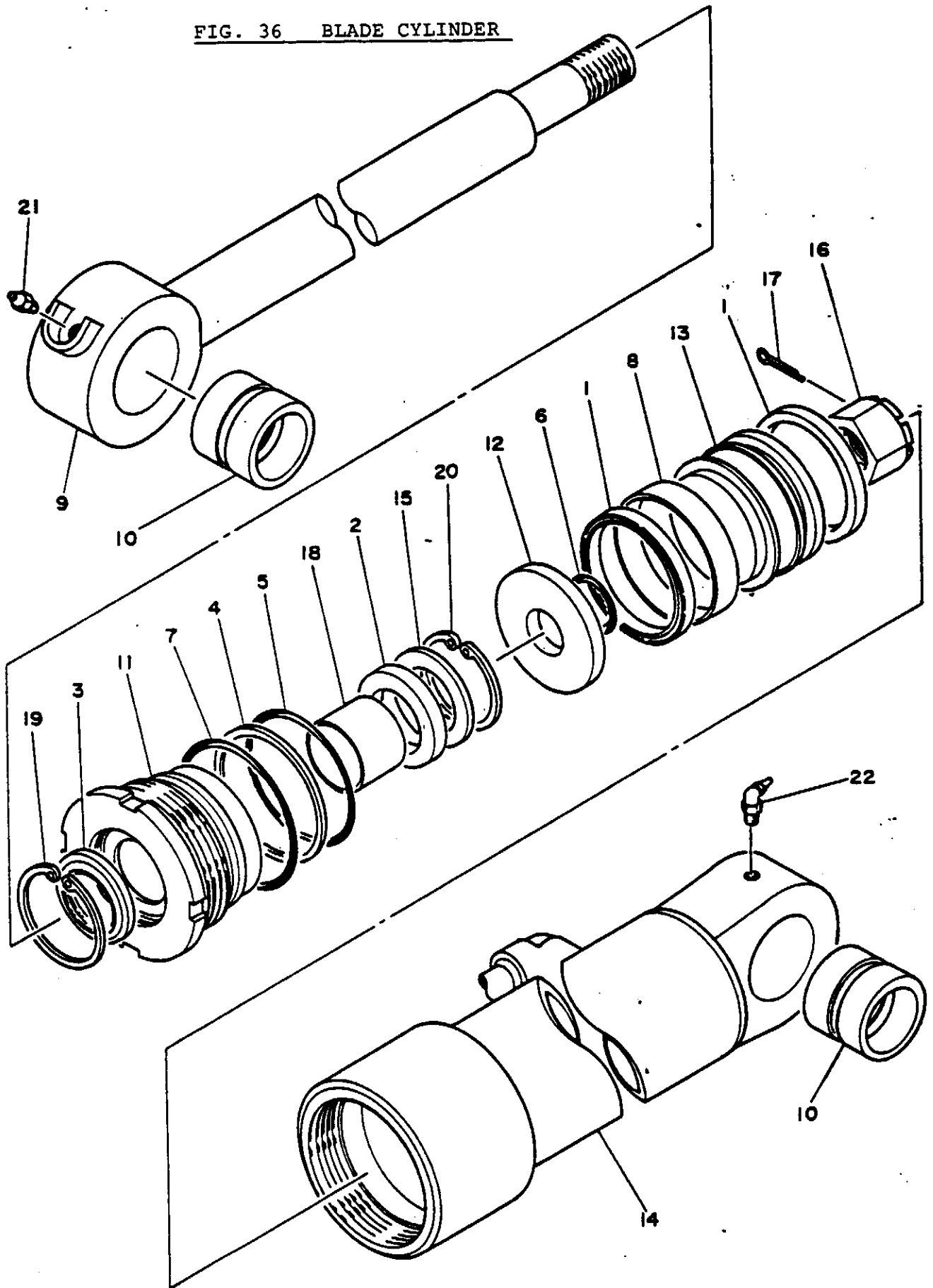
Item	PARTS NUMBER	DESCRIPTION	Q'ty	REMARKS
0-1	19000-04700	CYLINDER ASSY	1	
0-2	19000-04799	★KIT, Seal	1	
1	14100-95809	★★PACKING, Piston	2	
2	14105-55709	★★PACKING, Rod	1	
3	14111-00055	★★SEAL, Dust	1	
4	14211-20950	★★RING, Back-up	1	
5	14201-10950	★★O-RING	1	
6	14201-10350	★★O-RING	1	
7	14201-11050	★★O-RING	1	
8	14107-09520	★WEARING	1	
9	19000-04701	★ROD, Piston	1	
10	19000-04702	★BUSHING	1	
11	19000-04720	★BUSHING	1	
12	19000-04703	★COVER, Rod	1	
13	19000-04755	★HOLDER, Packing	1	
14	19000-04706	★PISTON	1	
15	19000-04707	★TUBE	1	
16	19000-04708	★HOLDER, Rod Packing	1	
17	19000-04709	★NUT	1	
18	12100-00665	★PIN, Split	1	
19	13330-05540	★BUSHING	1	
20	12210-00075	★RING, Snap	1	
21	12210-00070	★RING, Snap	1	
22	15600-01000	★NIPPLE, Grease	2	

FIG. 35 BUCKET CYLINDER



Item	PARTS NUMBER	DESCRIPTION	Q'ty	REMARKS
0-1	19000-04800	CYLINDER ASSY	1	
0-2	19000-04899	★KIT, Seal	1	
1	14100-90759	★★PACKING, Piston	2	
2	14105-50659	★★PACKING, Rod	1	
3	14111-00050	★★SEAL, Dust	1	
4	14210-20900	★★RING, Back-up	1	
5	14200-10900	★★O-RING	1	
6	14201-10950	★★O-RING	1	
7	14201-10350	★★O-RING	1	
8	14201-11000	★★O-RING	1	
9	14107-09020	★WEARING	1	
10	19000-04801	★ROD, Piston	1	
11	19000-04802	★BUSHING	2	
12	19000-04803	★COVER, Rod	1	
13	19000-04804	★RETAINER	1	
14	19000-04805	★CUSHION, Rod	1	
15	19000-04855	★HOLDER, Packing	1	
16	19000-94806	★PISTON	1	
17	19000-04807	★TUBE	1	
18	19000-04709	★NUT	1	
19	12100-00665	★PIN, Split	1	
20	14300-00055	★SEAL, Cushion	1	
21	13330-05040	★BUSHING	1	
22	12210-00063	★RING, Snap	1	
23	15600-01000	★NIPPLE, Grease	2	

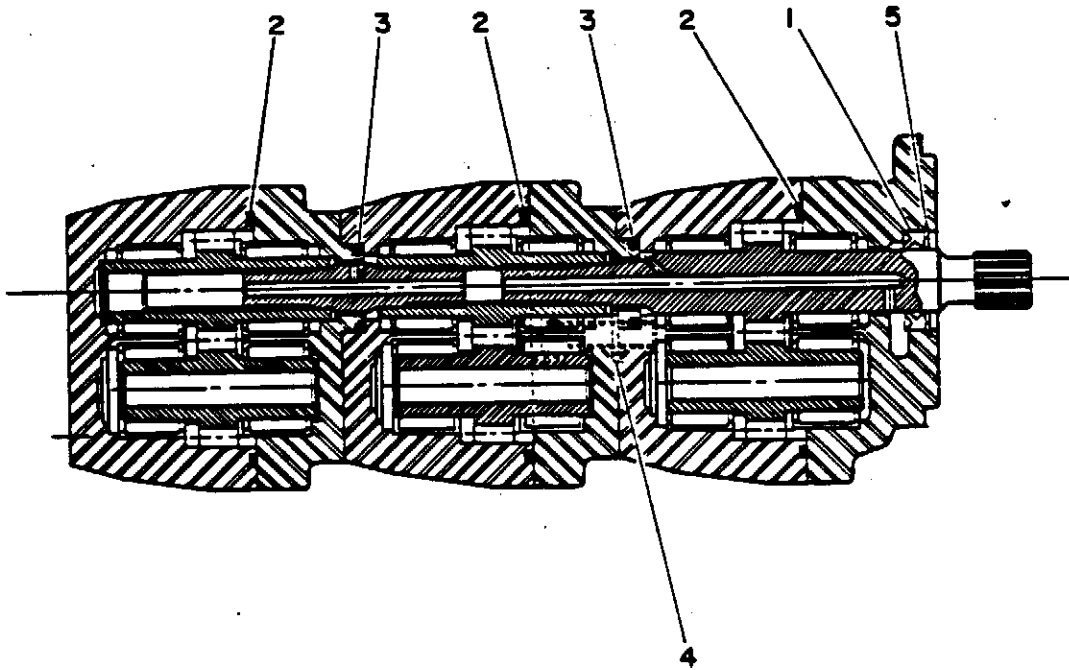
FIG. 36 BLADE CYLINDER



Item	PARTS NUMBER	DESCRIPTION	Q'ty	REMARKS
0-1	19000-07400	CYLINDER ASSY (R. H.)	1	
0-2	19000-07500	CYLINDER ASSY (L. H.)	1	
0-3	19000-04799	★KIT, Seal	1	
1	14100-95809	★★PACKING, Piston	2	
2	14105-55709	★★PACKING, Rod	1	
3	14111-00055	★★SEAL, Dust	1	
4	14211-20950	★★RING, Back-up	1	
5	14201-10950	★★O-RING	1	
6	14201-10350	★★O-RING	1	
7	14201-11050	★★O-RING	1	
8	14107-09520	W.C. 11050 ★★O-RING	1	
9	19000-07401	★ROD, Piston	1	
10	19000-04720	★BUSHING	2	
11	19000-04703	★COVER, Rod	1	
12	19000-04755	★HOLDER, Packing	1	
13	19000-04706	★PISTON	1	
14	19000-07407	★TUBE (R. H.)	1	
14-1	19000-07507	★TUBE (L. H.)	1	
15	19000-04708	★HOLDER, Rod Packing	1	
16	19000-04709	★NUT	1	
17	12100-00665	★PIN, Split	1	
18	13330-05540	★BUSHING	1	
19	12210-00075	★RING, Snap	1	
20	12210-00070	★RING, Snap	1	
21	15600-01000	★NIPPLE, Grease	1	

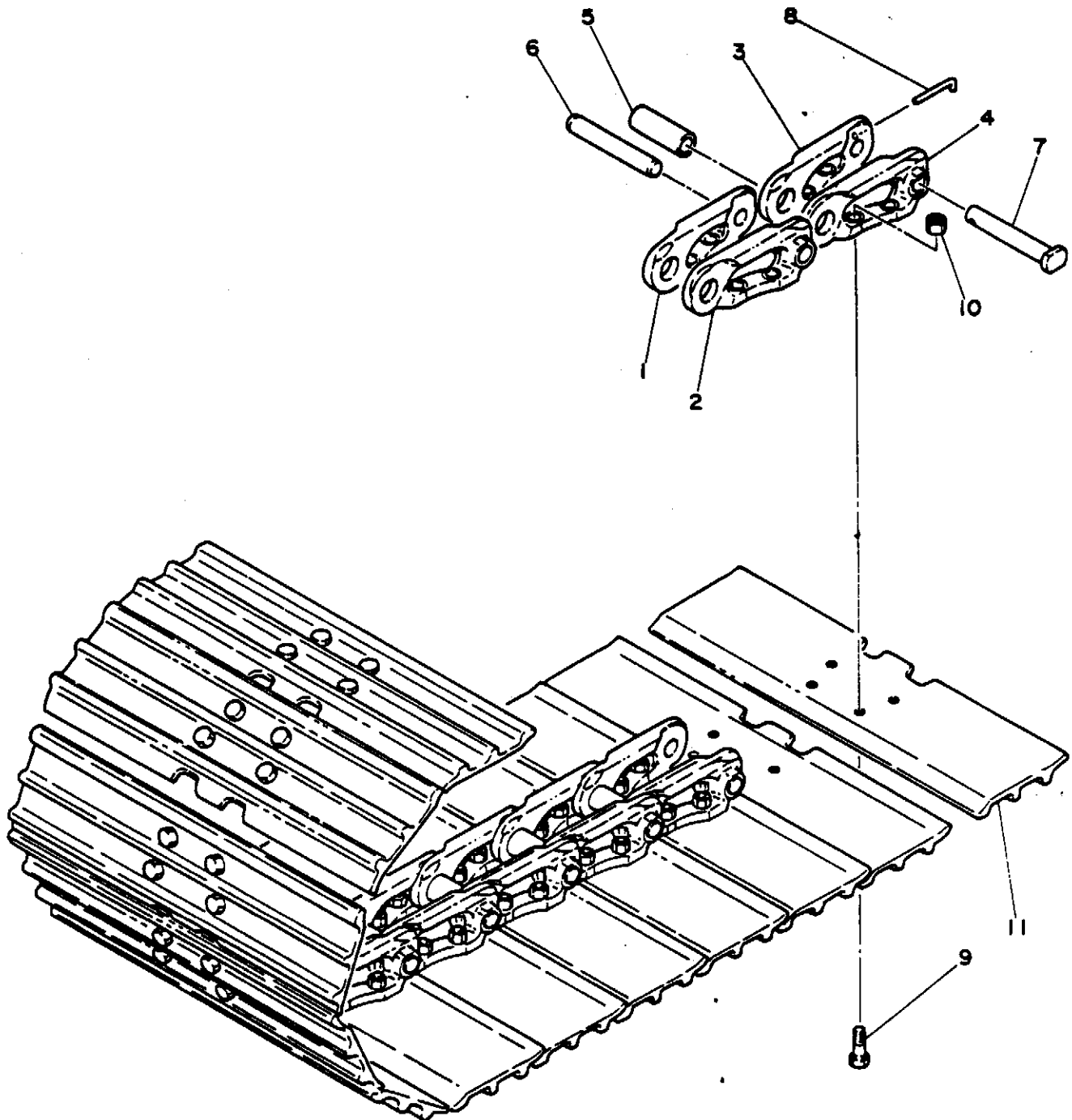
Item	PARTS NUMBER	DESCRIPTION	Q'ty	REMARKS
22	15600-01675	★NIPPLE, Grease	1	

FIG. 37 HYDRAULIC PUMP, MAIN



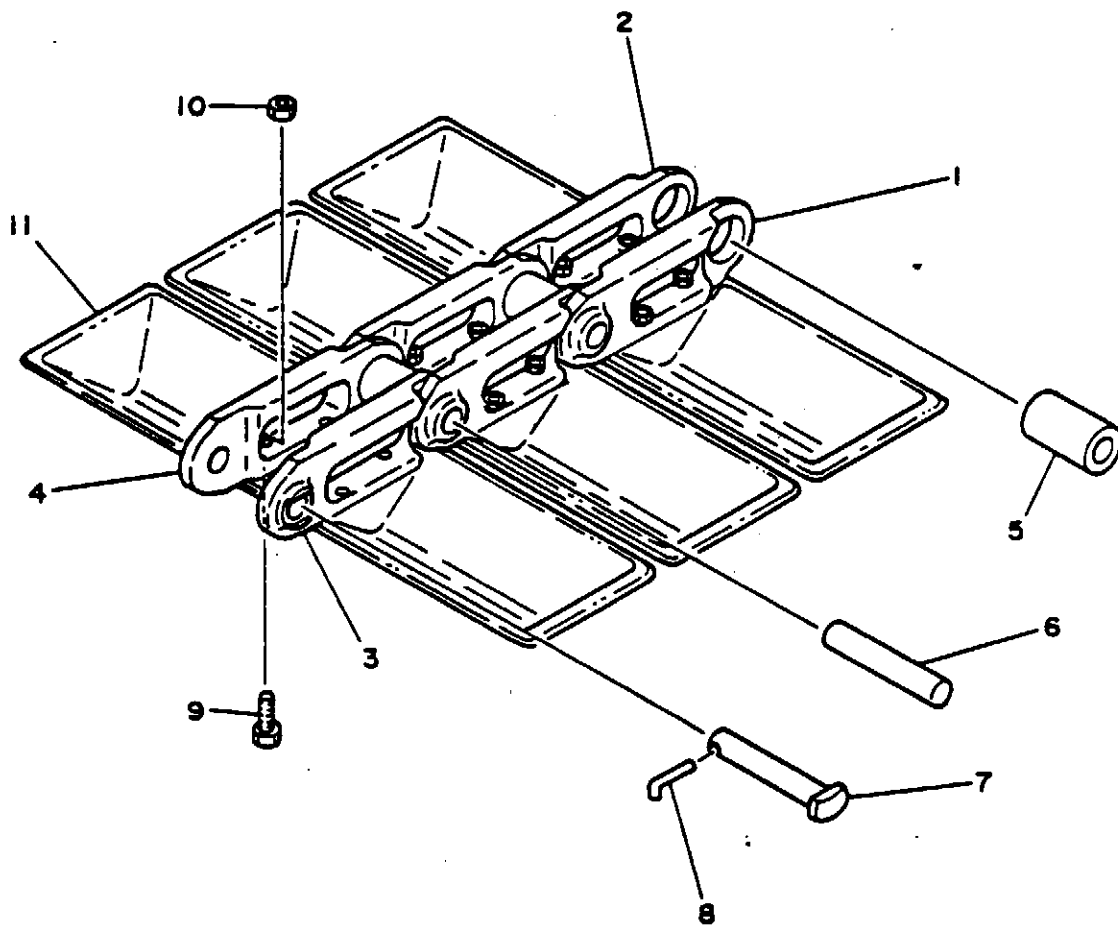
Item	PARTS NUMBER	DESCRIPTION	Q'ty	REMARKS
0-1	19020-03200	MOTOR ASSY	1	
0-2	19020-03299	★KIT, Seal	1	
1	*****-*****	★★SEAL, Oil	1	
2	*****-*****	★★RING	3	
3	14201-10300	★★O-RING	2	
4	14200-10160	★★O-RING	4	
5	12210-00040	★★RING, Snap	1	

FIG. 38 WIDE SHOE (OPTIONS)



Item	PARTS NUMBER	DESCRIPTION	Q'ty	REMARKS
0-1	19140-03300	SHOE ASSY, Track	2	550W
1	19140-03101	★LINK, (R. H.)	37	
2	19140-03102	★LINK, (L. H.)	37	
3	19140-03103	★LINK, (R. H.) Master	1	
4	19140-03104	★LINK, (L. H.) Master	1	
5	19140-03105	★BUSHING	38	
6	19140-03106	★PIN, Track	37	
7	19140-03107	★PIN, Master	1	
8	19140-03108	★PIN	1	
9	19140-03109	★BOLT	152	
10	19140-03110	★NUT	152	
11	19140-03311	★PLATE, Shoe	38	

FIG. 39 TRIANGULAR SHOE (OPTIONS)



Item	PARTS NUMBER	DESCRIPTION	Q'ty	REMARKS
0-1	19140-04100	SHOE ASSY. Triangular	2	
1	19140-03101	★LINK. (R. H.)	37	
2	19140-03102	★LINK. (L. H.)	37	
3	19140-03103	★LINK. (R. H.) Master	1	
4	19140-03104	★LINK. (L. H.) Master	1	
5	19140-03105	★BUSHING	38	
6	19140-03106	★PIN. Track	37	
7	19140-03107	★PIN. Master	1	
8	19140-03108	★PIN	1	
9	19140-03109	★BOLT	152	
10	19140-03110	★NUT	152	
11	19140-04111	★PLATE. Shoe	38	

FIG. 40 BUCKET (OPTIONS)

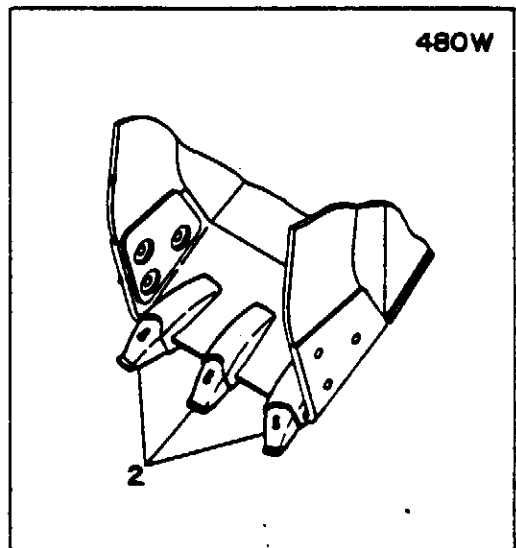
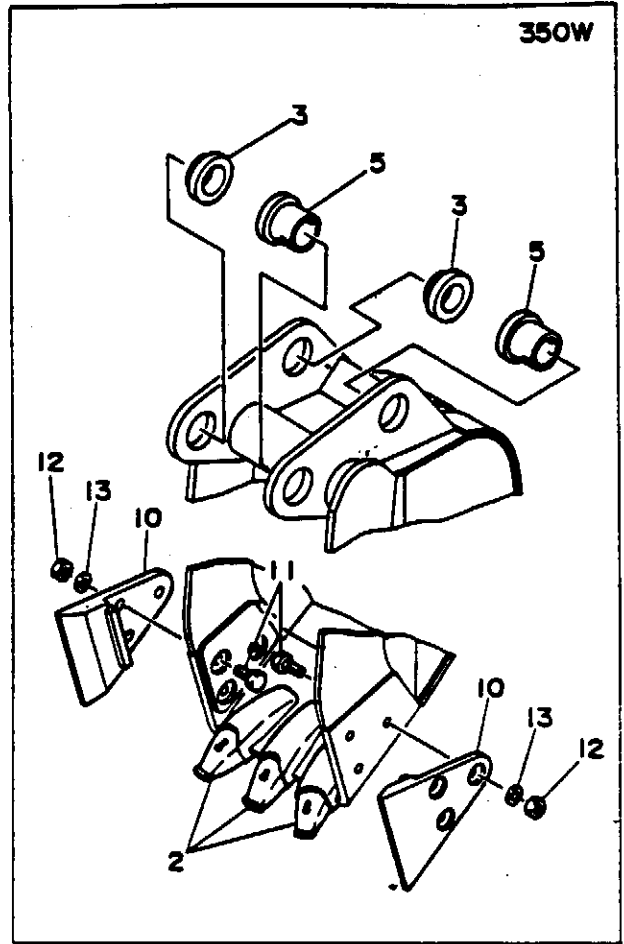
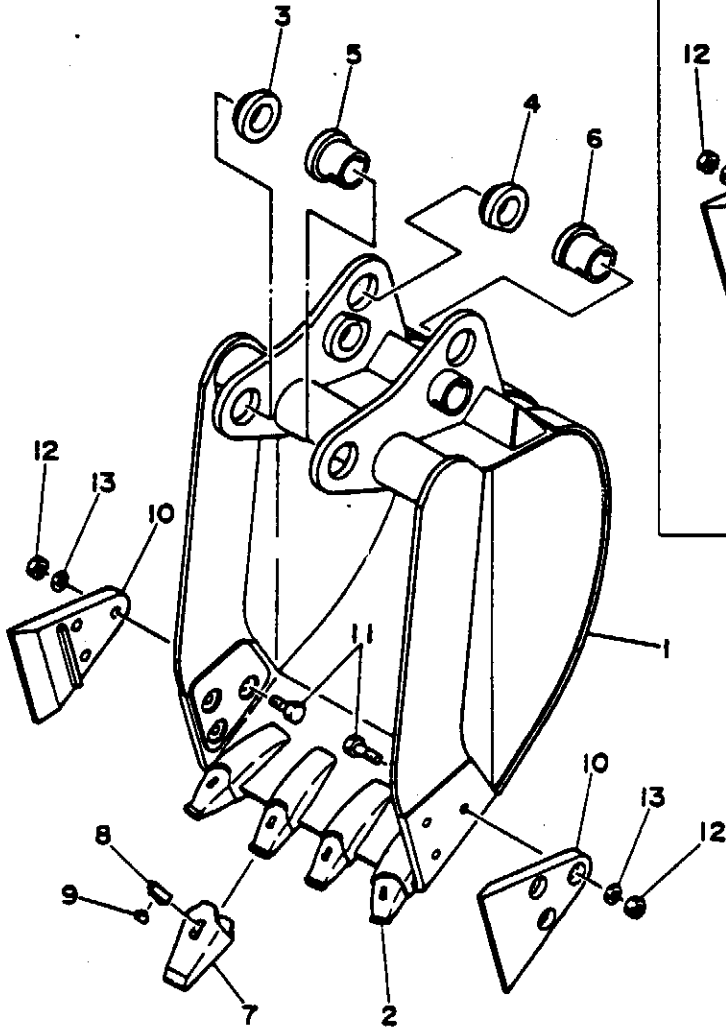


Fig. 39 15 9 7 4 (17730-2)

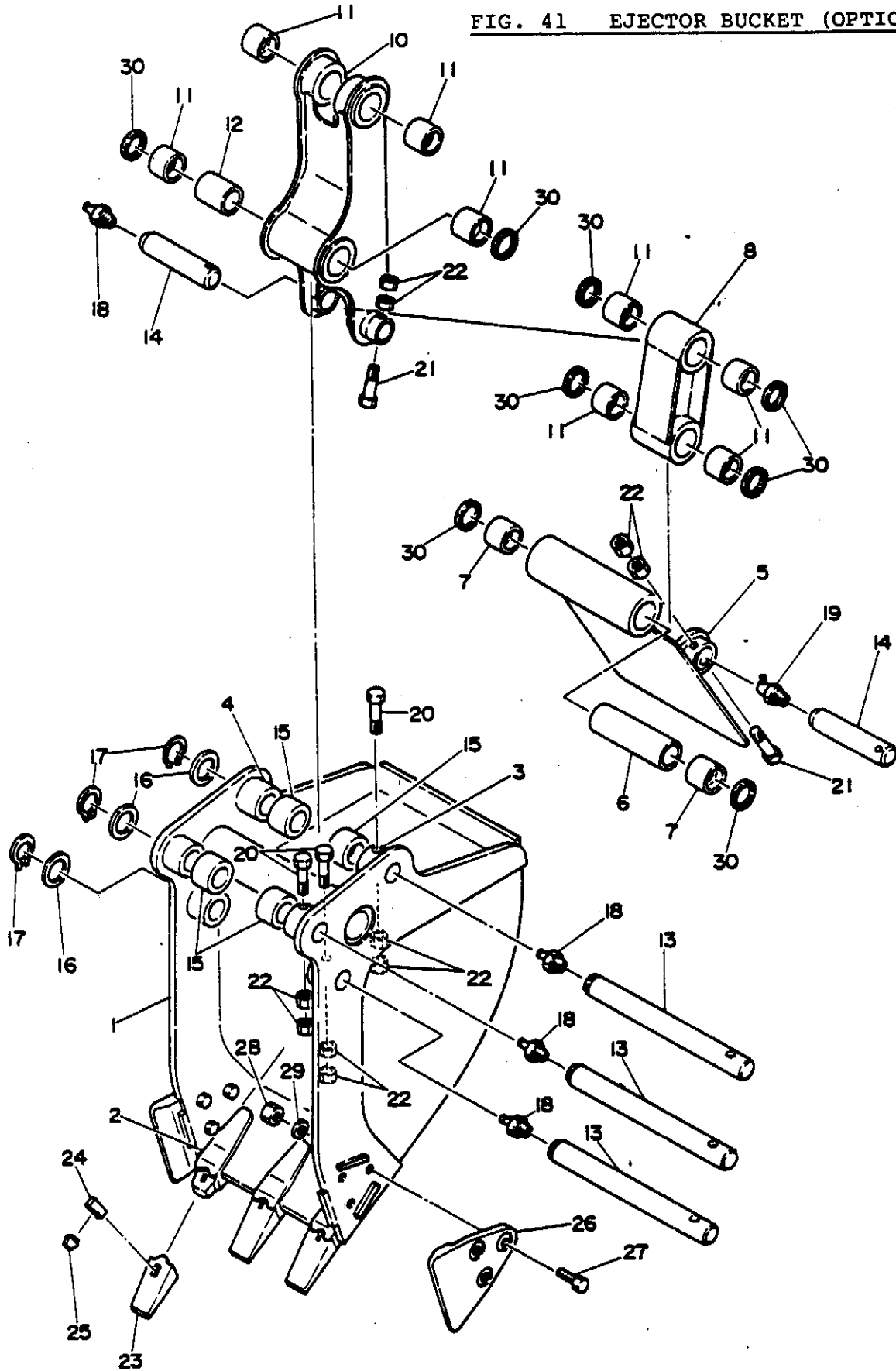
S=1/10

73-22 73

Item	PARTS NUMBER	DESCRIPTION	Q'ty	REMARKS
0-1	02262-10000	BUCKET ASSY	1	350W
	02262-70000	BUCKET ASSY	1	480W
	02262-30000	BUCKET ASSY	1	650W
1	02262-10100	★BUCKET	1	350W
	02262-70100	★BUCKET	1	480W
	02262-30100	★BUCKET	1	650W
2	19142-00181	★★ADAPTOR	3	350W · 480W
	19142-00181	★★ADAPTOR	4	650W
3	00029-00001	★★BUSHING	2	350W
	00029-00001	★★BUSHING	1	480W · 650W
4	00029-00004	★★BUSHING	2	480W · 650W
5	00029-00005	★★BUSHING	2	350W
	00029-00005	★★BUSHING	1	480W · 650W
6	00029-00006	★★BUSHING	2	480W · 650W
7	19142-00182	★POINT	3	350W · 480W
	19142-00182	★POINT	4	650W
8	19142-00183	★LOCK	3	350W · 480W
	19142-00183	★LOCK	4	650W
9	19142-00184	★PIN, Locking	3	350W · 480W
	19142-00184	★PIN, Locking	4	650W
10	02262-10400	★CUTTER, Side	2	350W
	02162-00400	★CUTTER, Side	2	480W · 650W
11	11010-51635	★BOLT	6	350W
	11010-51645	★BOLT	6	480W · 650W
12	11305-50016	★NUT	6	

Item	PARTS NUMBER	DESCRIPTION	Q'ty	REMARKS
13	11400-10016	★WASHER. Spring	6	

FIG. 41 EJECTOR BUCKET (OPTIONS)



Item	PARTS NUMBER	DESCRIPTION	Q'ty	REMARKS
0-1	02262-50000	BUCKET ASSY. Ejector	1	380W
	02262-60000	BUCKET ASSY. Ejector	1	480W
1	02262-50100	★BUCKET	1	380W
	02262-60100	★BUCKET	1	480W
2	19142-00181	★★ADAPTOR	3	
3	02262-50115	★★BUSHING	3	
4	02262-50116	★★BUSHING	3	
5	02262-50200	★EJECTOR	1	380W
	02262-60200	★EJECTOR	1	480W
6	02262-50211	★★COLLAR	1	380W
	02262-60210	★★COLLAR	1	480W
7	00021-50044	★★BUSHING	2	
8	02262-50300	★LINK. Ejector	1	
9	00021-50044	★★BUSHING	4	
10	02262-50400	★ARM Link	1	
11	00021-50044	★★BUSHING	4	
12	00030-52075	★★COLLAR	1	
13	02262-50500	★PIN	3	380W
	02262-50500	★PIN	3	480W
14	02262-50600	★PIN	2	
15	02262-50700	★COLLAR	4	380W
	02262-60700	★COLLAR	4	480W
16	00030-50005	★COLLAR	3	
17	12200-00050	★RING. Snap	3	
18	15600-01000	★NIPPLE. Grease	4	

Item	PARTS NUMBER	DESCRIPTION	Q'ty	REMARKS
19	15600-01675	★NIPPLE. Grease	1	
20	11011-51200	★BOLT	3	
21	11010-51290	★BOLT	2	
22	11305-50012	★NUT	10	
23	19142-00182	★POINT	3	
24	19142-00183	★LOCK	3	
25	19142-00184	★PIN, Locking	3	
26	02162-00400	★CUTTER. Side	2	
27	11010-51645	★BOLT	6	
28	11305-40016	★NUT	6	
29	11400-20016	★WASHER, Spring	6	
30	14320-25065	★SEAL, Dust	8	

FIG. 42 HEATER (OPTIONS)

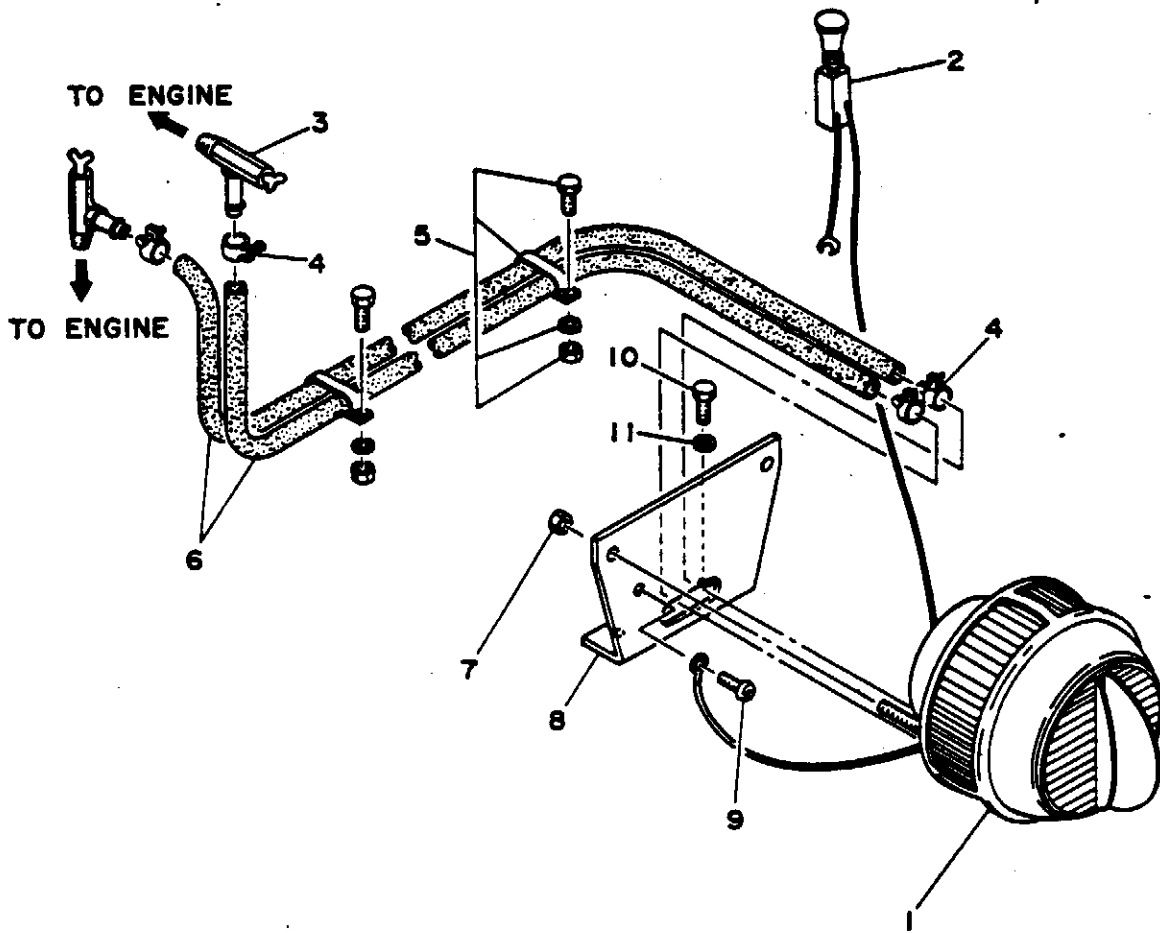


FIG 41 A-E-A-
75-22000
1700

Item	PARTS NUMBER	DESCRIPTION	Qty	REMARKS
0-1	19115-00199	HEATER ASSY	1	
1	19115-00100	★HEATER	1	
2	19115-00200	★★SWITCH, Heater	1	
3	19115-00300	★★VALVE	2	
4	19115-00500	★★CLAMP	4	
5	19115-00600	★★RETAINER	2	
6	19115-01800	★★HOSE	1	
7	11305-40010	★★NUT	2	
8	02645-00100	★BRACKET	1	
9	11265-30510	★SCREW, Pan-Head	1	
10	11000-40820	★BOLT	2	
11	11400-20008	★WASHER, Spring	2	

