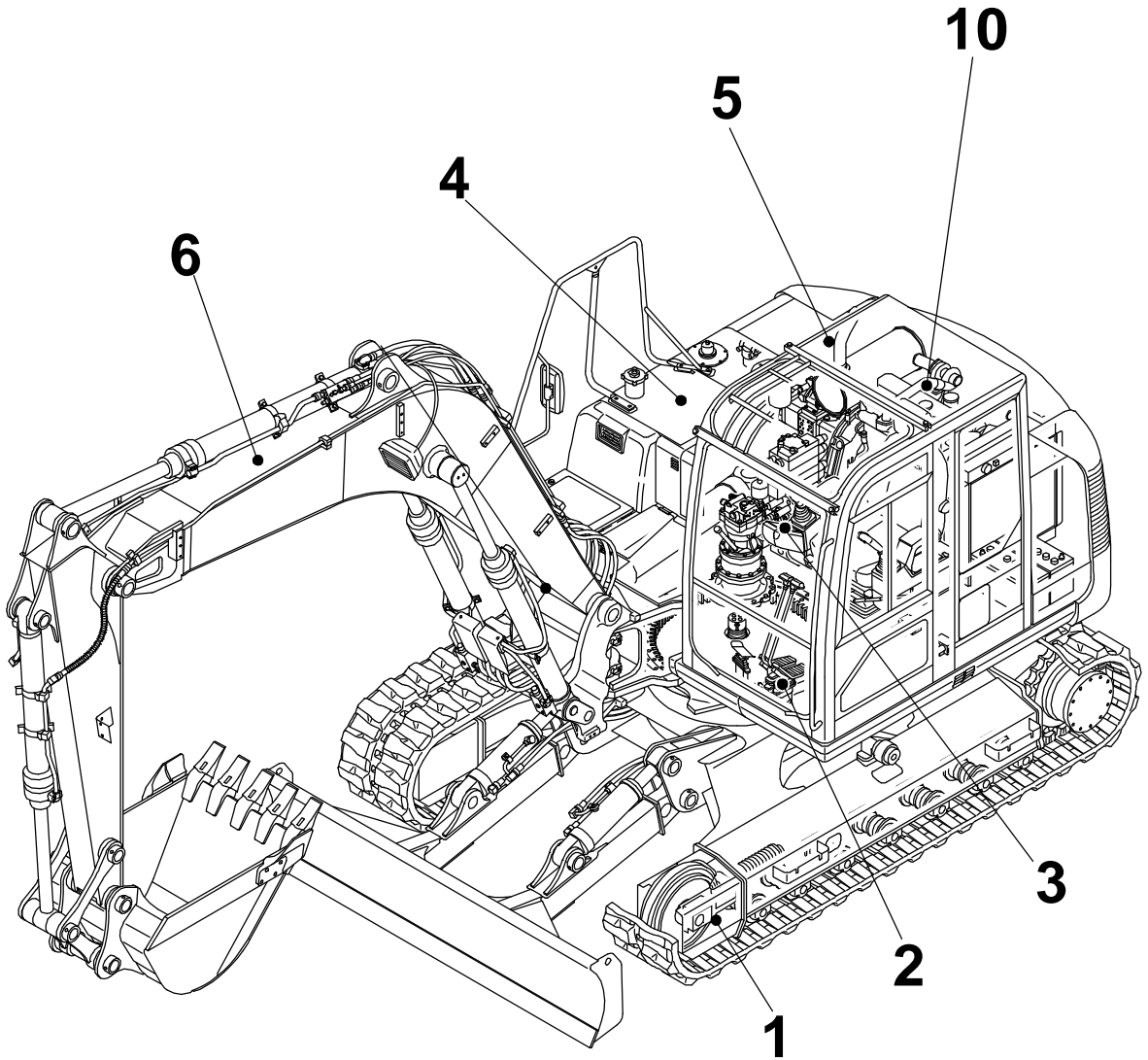


TB1140

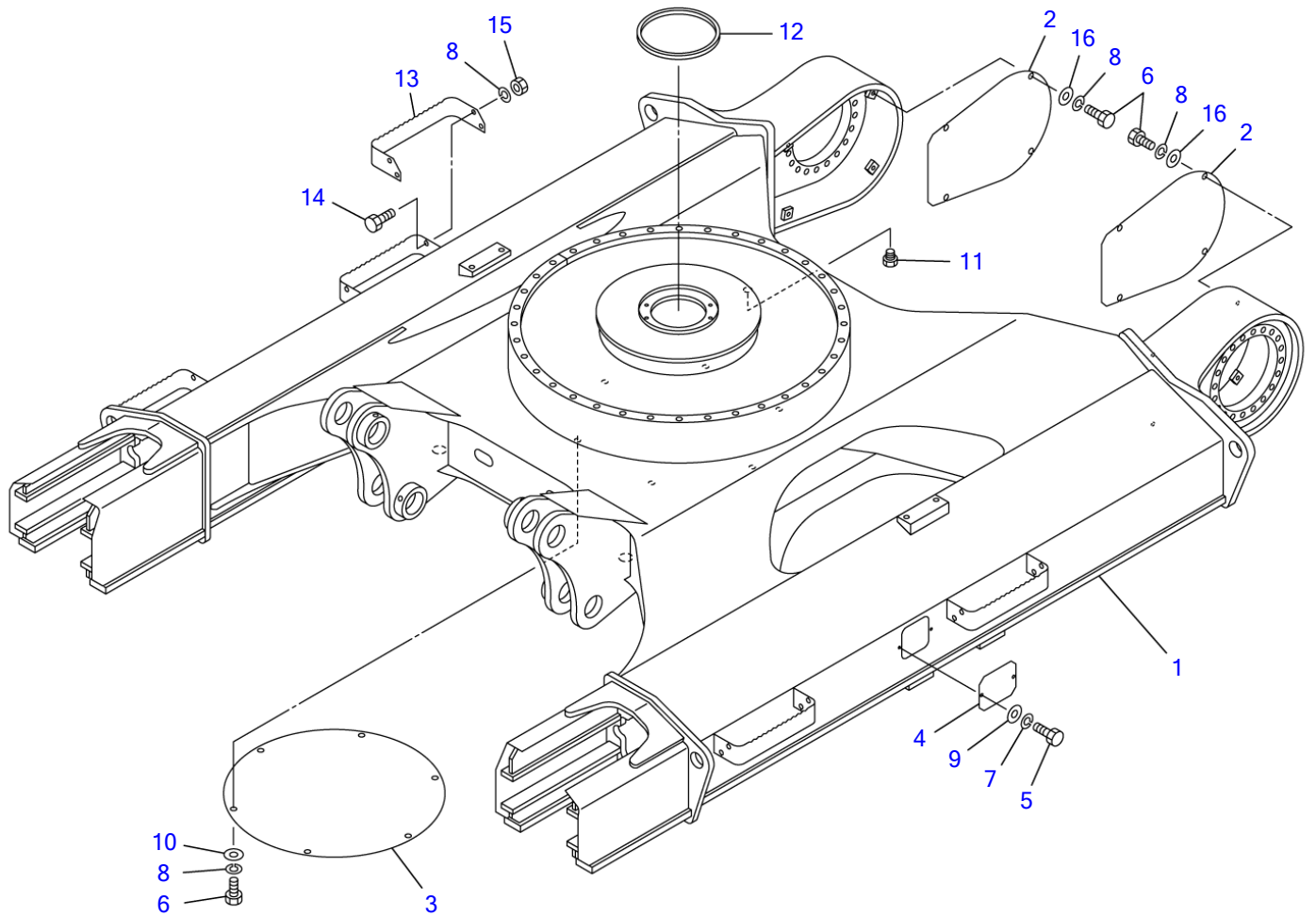
Book Nb.BN2Z002-1
Serial Nb.51420001-



TAKEUCHI

					INDEX						
Item	Part number	Description	Q'ty	Chan.	Serial No.	Serv.	Remarks				
1		UNDERCARRIAGE									
2		TURNTABLE & CONTROL LEVER									
3		ENGINE & ELECTRICAL SYSTEM									
4		HYDRAULIC PIPNG & TANK									
5		COVER & CAB									
6		HOE ATTACHMENT									
7		DECAL & TOOL									
8		HYDRAULIC DEVICE									
10		ENGINE(ISUZU 4JJ1XYSB01)									
		2007.11.29									
99		KITS, ATTACHMENTS AND QUICK REFERENCE									

TB1140 Book No. BN2Z001 S/N 51420001-
LOWER FRAME

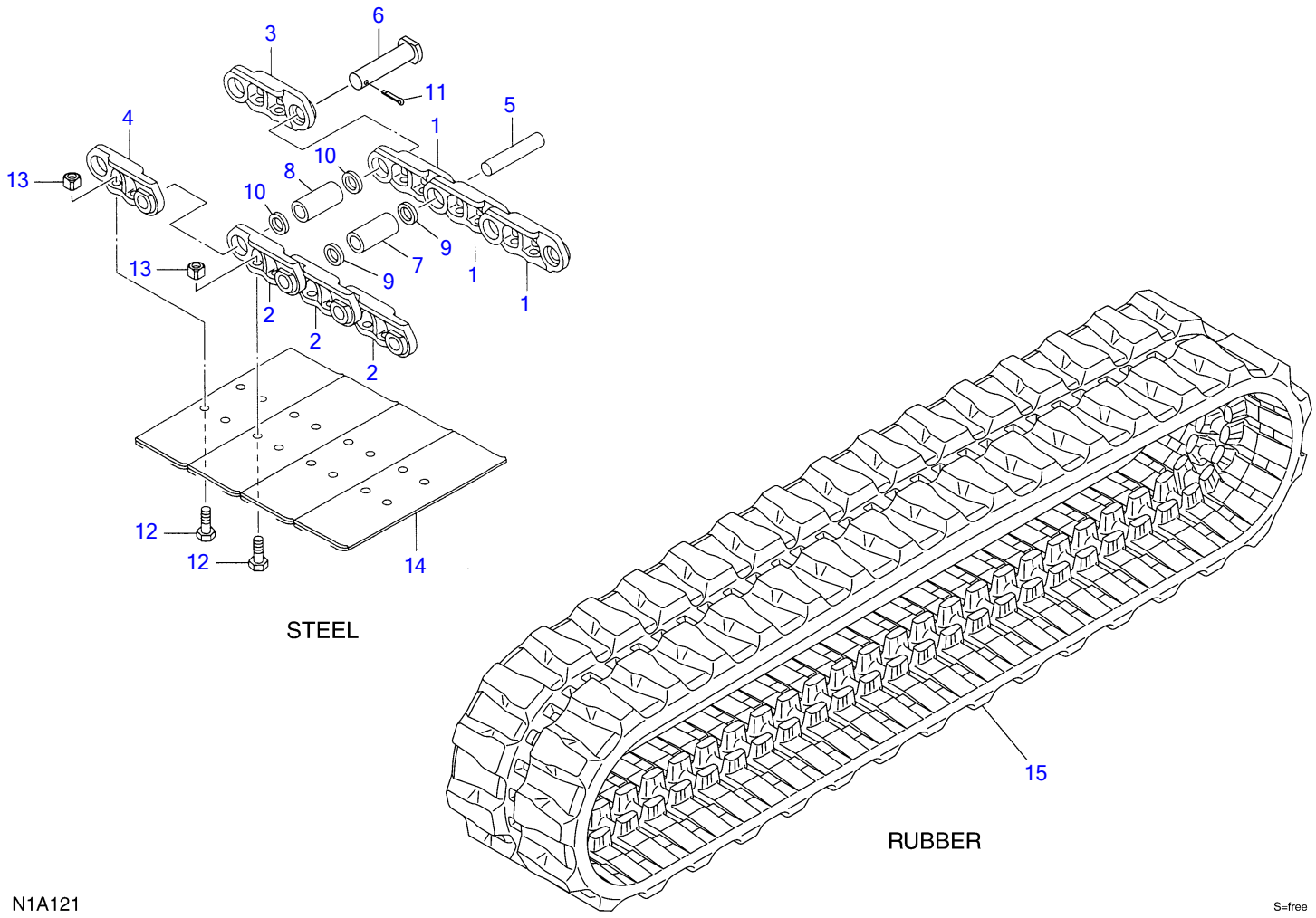


S=1/20

LOWER FRAME

Item	Part number	Description	Q'ty	Chan.	Serial No.	Serv.	Remarks
		FRAME ASSY, lower (500 wide)					X05710-01000-5
		FRAME ASSY, lower (600 wide)					X05710-01500-5
		FRAME ASSY, lower (700 wide)					X05710-01600-5
1	X *****	FRAME, lower	1				
2	0571001010	COVER	2				
3	0571000110	COVER	1				
4	0561017400	COVER	2				
5	1100040816	BOLT	4				
6	1100041225	BOLT	14				
7	1140020008	WASHER, spring	4				
8	1140020012	WASHER, spring	30				
9	1141110008	WASHER	4				
10	0003600024	WASHER	6				
11	1501710010	PLUG	1				
12	1654625070	TRIM	1				sold by the meter
13	0571001510	STEP	4				600 wide
	0571001610	STEP	4				700 wide
14	1100041235	BOLT	22				
15	1130040012	NUT	16				
16	1141110012	WASHER	8				
	N1a012						

TB1140 Book No. BN2Z001 S/N 51420001-
CRAWLER BELT



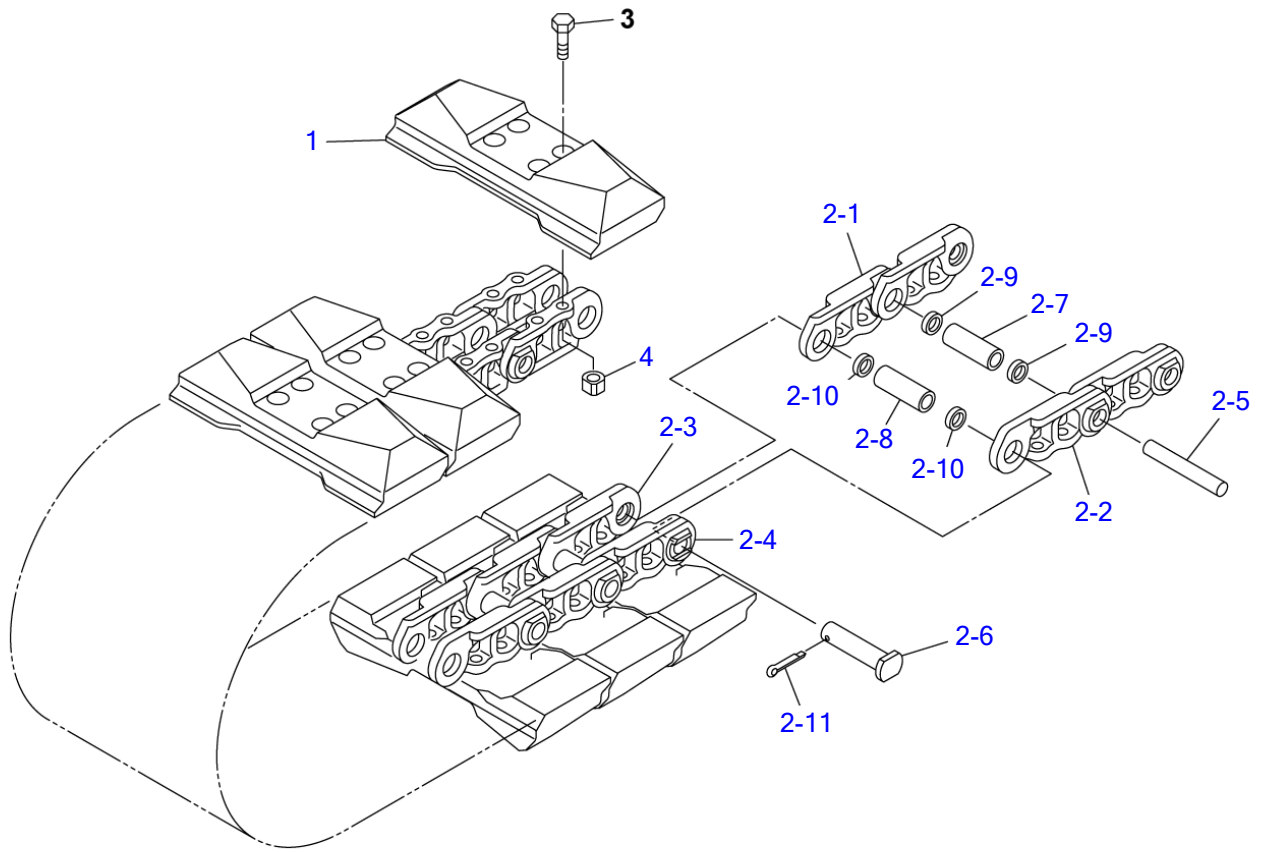
N1A121

S=free

CRAWLER BELT

Item	Part number	Description	Q'ty	Chan.	Serial No.	Serv.	Remarks
0	1914303000	BELT, steel crawler (500mm shoe)	2				X19143-03000-1
	1914303100	BELT, steel crawler (600mm shoe)	2				X19143-03100-1
	1914303200	BELT, steel crawler (700mm shoe)	2				X19143-03200-1
1	1914303001	▪ LINK, track (R.H.)	43				
2	1914303002	▪ LINK, track (L.H.)	43				
3	1914303003	▪ LINK, master (R.H.)	1				
4	1914303004	▪ LINK, master (L.H.)	1				
5	1914303005	▪ PIN, track	43				
6	1914303006	▪ PIN, track master	1				
7	1914303007	▪ BUSH, track	43				
8	1914303008	▪ BUSH, track master	1				
9	1914303009	▪ SEAL, dust	86				
10	1914303010	▪ SPACER	2				
11	1914303011	▪ PIN, coter	1				
12	1914303012	▪ BOLT	176				
13	1914303013	▪ NUT	176				
14	1914303014	▪ PLATE	44				500mm shoe
	1914303114	▪ PLATE	44				600mm shoe
	1914303214	▪ PLATE	44				700mm shoe
15	1914301520	BELT, rubber crawler	2				
	N2a010						

TB1140 Book No. BN2Z001 S/N 51420001-
CRAWLER BELT (with rubber pads)



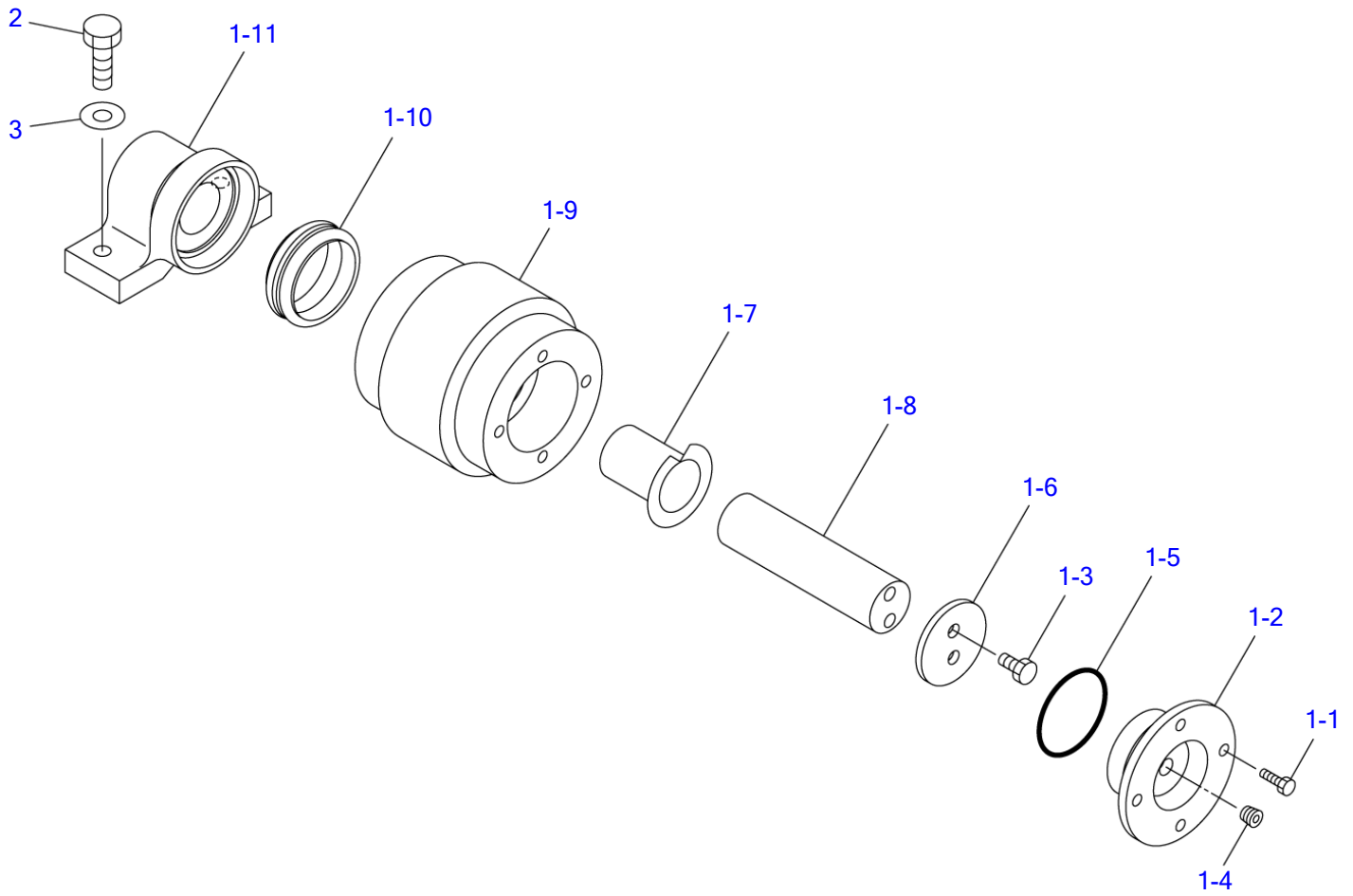
N1A021

S=1/12

CRAWLER BELT (with rubber pads)

Item	Part number	Description	Q'ty	Chan.	Serial No.	Serv.	Remarks
0	0571100000	BELT, segment rubber crawler	2				X05711-00000-0
1	1914401000	▪ PAD, rubber	44				
2	1914303020	▪ LINK ASSY	1				
2-1	1914303001	▪ ▪ LINK, track (R.H.)	43				
2-2	1914303002	▪ ▪ LINK, track (L.H.)	43				
2-3	1914303003	▪ ▪ LINK, master (R.H.)	1				
2-4	1914303004	▪ ▪ LINK, master (L.H.)	1				
2-5	1914303005	▪ ▪ PIN, track	43				
2-6	1914303006	▪ ▪ PIN, track master	1				
2-7	1914303007	▪ ▪ BUSH, track	43				
2-8	1914303008	▪ ▪ BUSH, track master	1				
2-9	1914303009	▪ ▪ SEAL, dust	86				
2-10	1914303010	▪ ▪ SPACER	2				
2-11	1914303011	▪ ▪ PIN, coter	1				
3	1914303012	▪ BOLT	176				
4	1914303013	▪ NUT	176				
	N1a021						

TB1140 Book No. BN2Z001 S/N 51420001-
CARRIER ROLLER



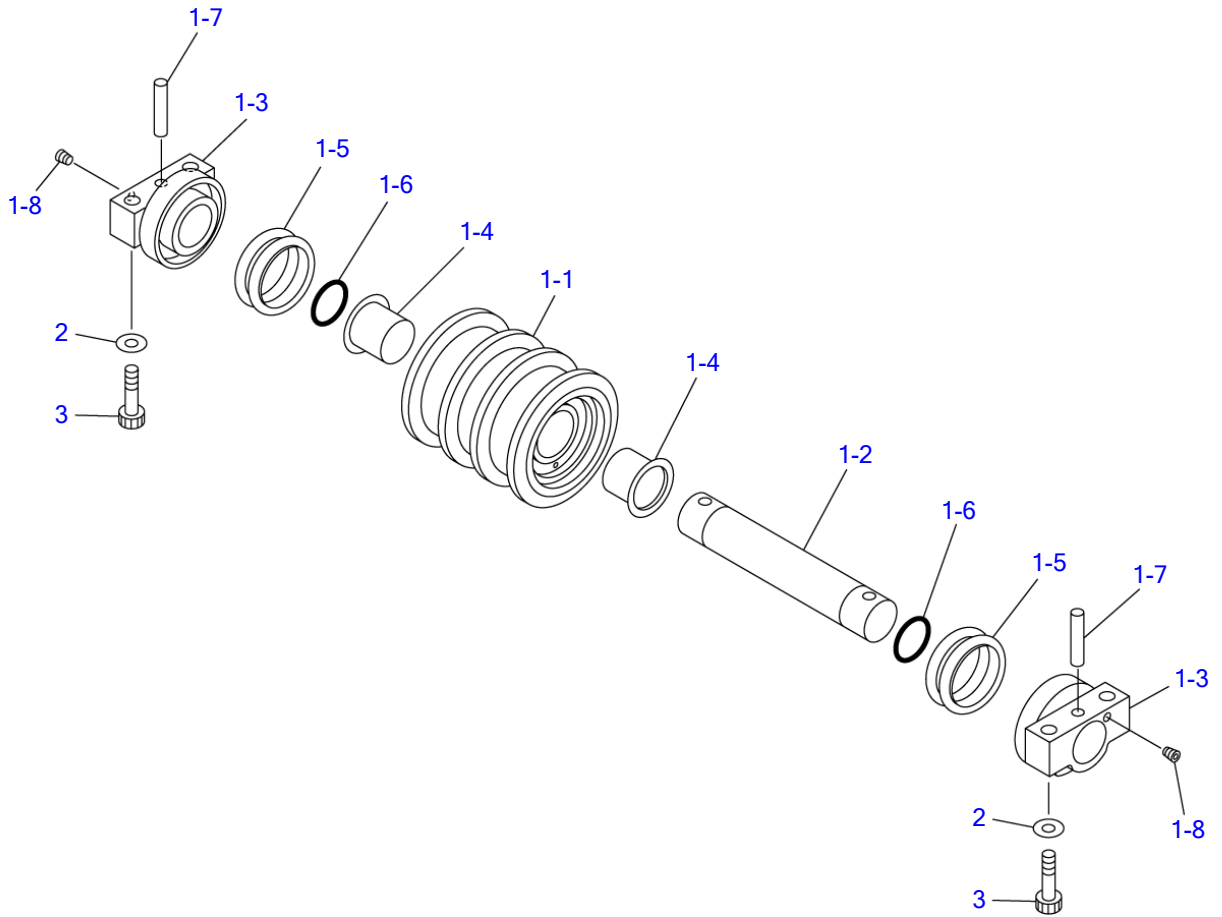
N1A030

S=1/5

CARRIER ROLLER

Item	Part number	Description	Q'ty	Chan.	Serial No.	Serv.	Remarks
		ROLLER ASSY, carrier					X05712-00000-0
1	0571200100	ROLLER ASSY	2				
1-1	1100040820	▪ BOLT	4				
1-2	0571200102	▪ COVER	1				
1-3	1100041016	▪ BOLT	2				
1-4	1501810002	▪ PLUG	1				
1-5	1420100650	▪ O-RING	1				
1-6	0571200106	▪ PLATE	1				
1-7	0571200107	▪ BUSHING	1				
1-8	0571200108	▪ SHAFT	1				
1-9	0571200109	▪ ROLLER	1				
1-10	0571200110	▪ SEAL, floating	1				
1-11	0571200111	▪ BRACKET	1				
2	1101041640	BOLT	4				
3	1141550016	WASHER	4				
	N1a031						

TB1140 Book No. BN2Z001 S/N 51420001-
TRACK ROLLER

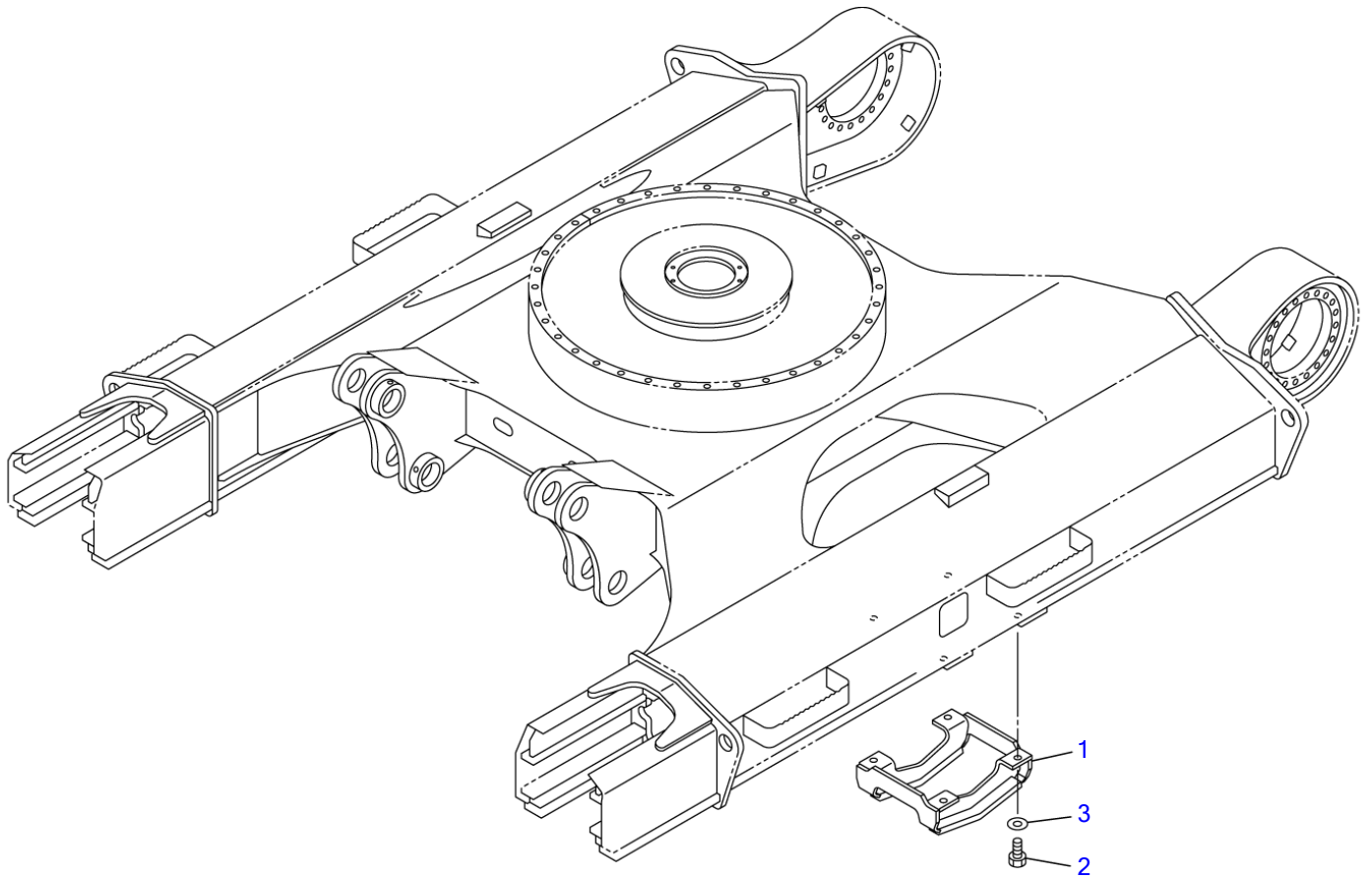


N1A040

S=1/8

TRACK ROLLER

Item	Part number	Description	Q'ty	Chan.	Serial No.	Serv.	Remarks
		ROLLER ASSY, track					X05713-00000-2
1	0571300100	ROLLER ASSY	14				
1-1	0571300110	▪ ROLLER	1				
1-2	0571300120	▪ SHAFT	1				
1-3	0571300130	▪ COLLAR	2				
1-4	0571300140	▪ BUSHING	2				
1-5	1432500730	▪ SEAL, floating	2				
1-6	1420110450	▪ O-RING	2				
1-7	0571300170	▪ PIN	2				
1-8	1501810001	▪ PLUG	2				
2	1141550016	WASHER	56				
3	1111021670	BOLT	56				
	N1a043						

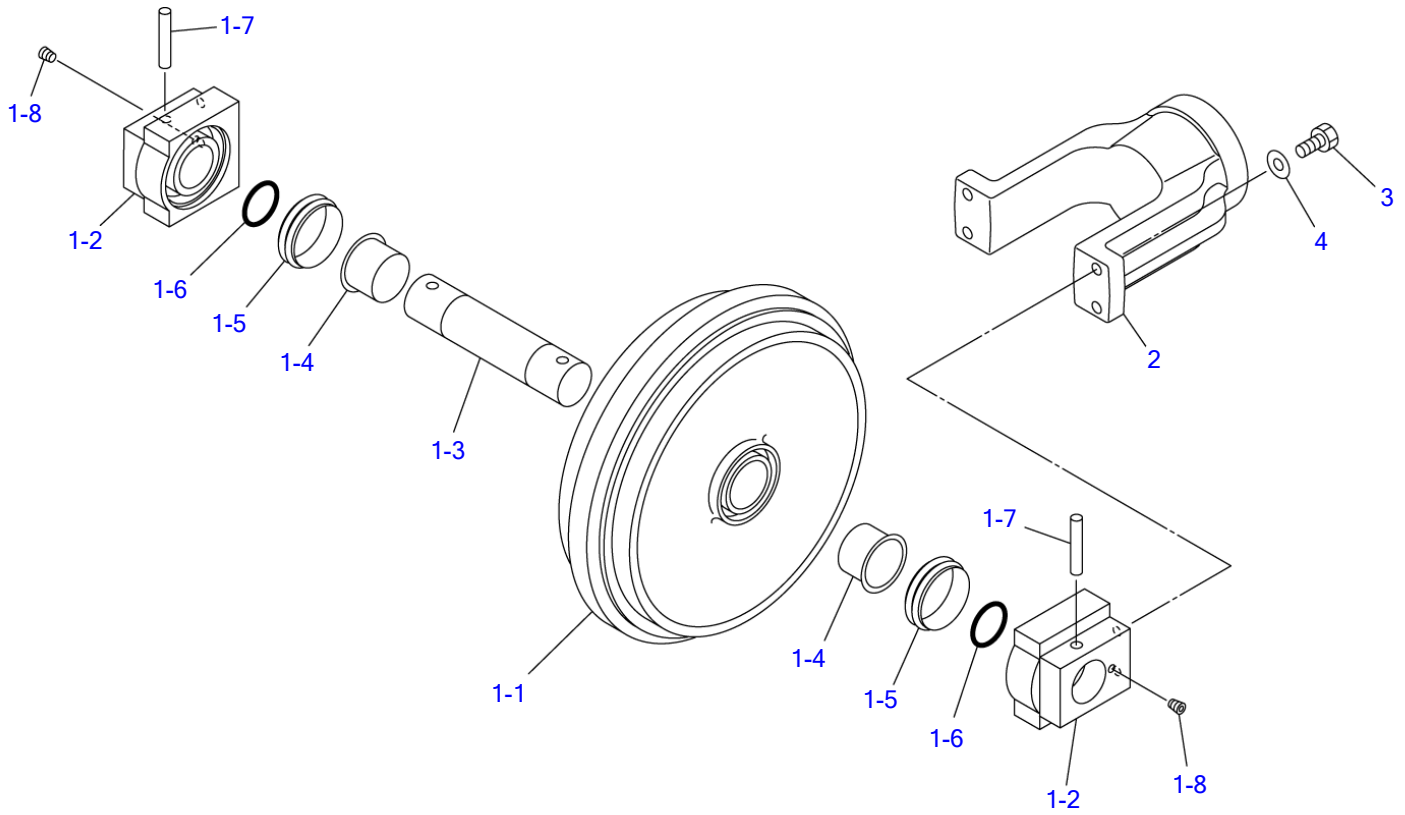


N2A020

S=1/20

TRACK GUARD							
Item	Part number	Description	Q'ty	Chan.	Serial No.	Serv.	Remarks
		GUARD ASSY, track					X05717-00000-0
1	0571700010		2			M	
2	1101041635	BOLT	8			M	
3	1141550016	WASHER	8				
	N2a020						

TB1140 Book No. BN2Z001 S/N 51420001-
FRONT IDLER

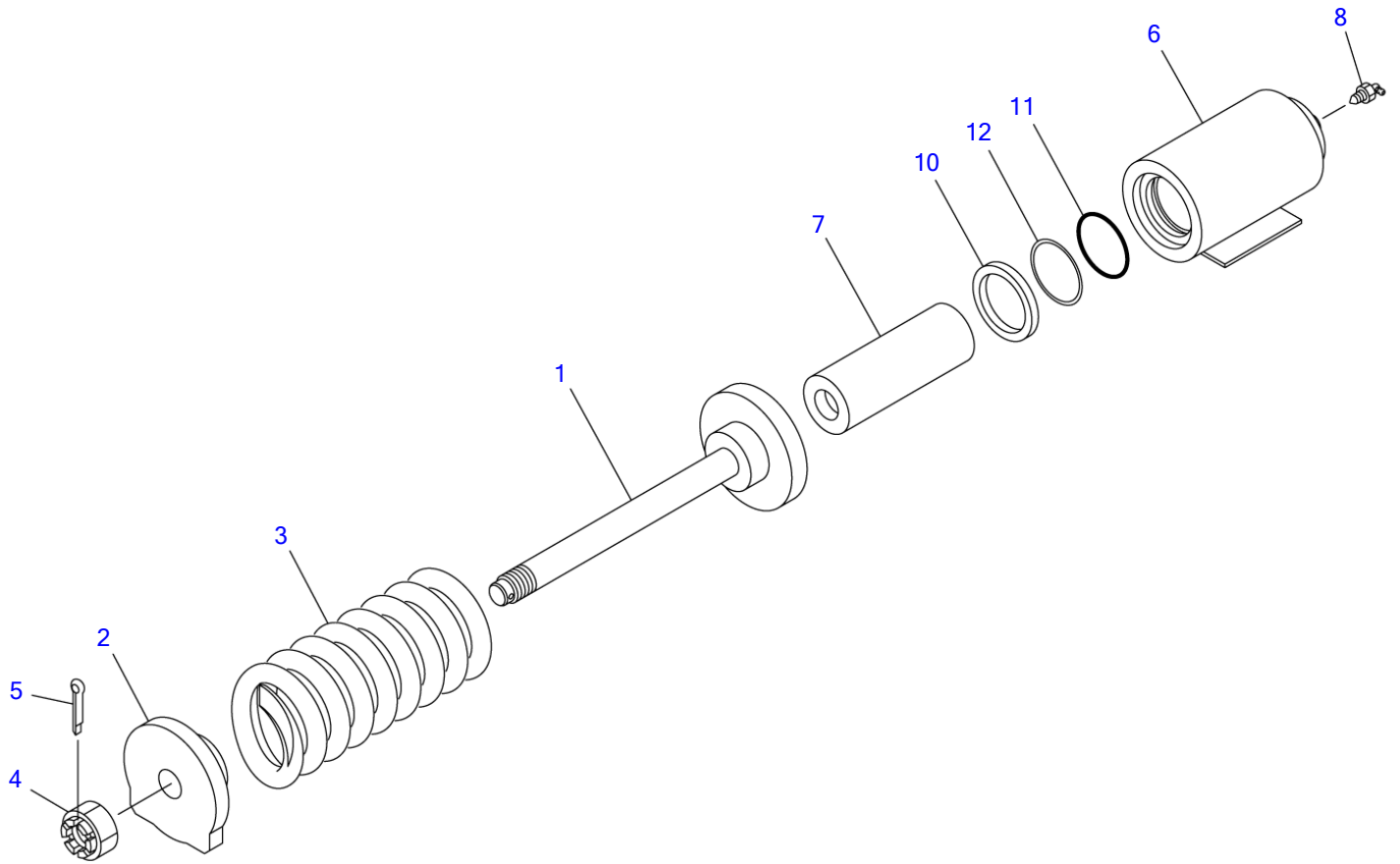


N1A050

S=1/5

Item	Part number	Description	FRONT IDLER			Remarks
			Q'ty	Chan.	Serial No.	
		IDLER ASSY, front				X05714-00000-0
1	0571400100	IDLER ASSY	2			
1-1	0571400110	▪ IDLER	1			
1-2	0571400120	▪ BRACKET	2			
1-3	0571400130	▪ SHAFT	1			
1-4	0571400140	▪ BUSHING	2			
1-5	1432500900	▪ SEAL, floating	2			
1-6	1420110600	▪ O-RING	2			
1-7	0571400170	▪ PIN	2			
1-8	1501810002	▪ PLUG	2			
2	0571400010	YOKE	2			
3	1100041645	BOLT	8			
4	1141550016	WASHER	8			
	N1a052					

TB1140 Book No. BN2Z001 S/N 51420001-
TRACK ADJUSTER

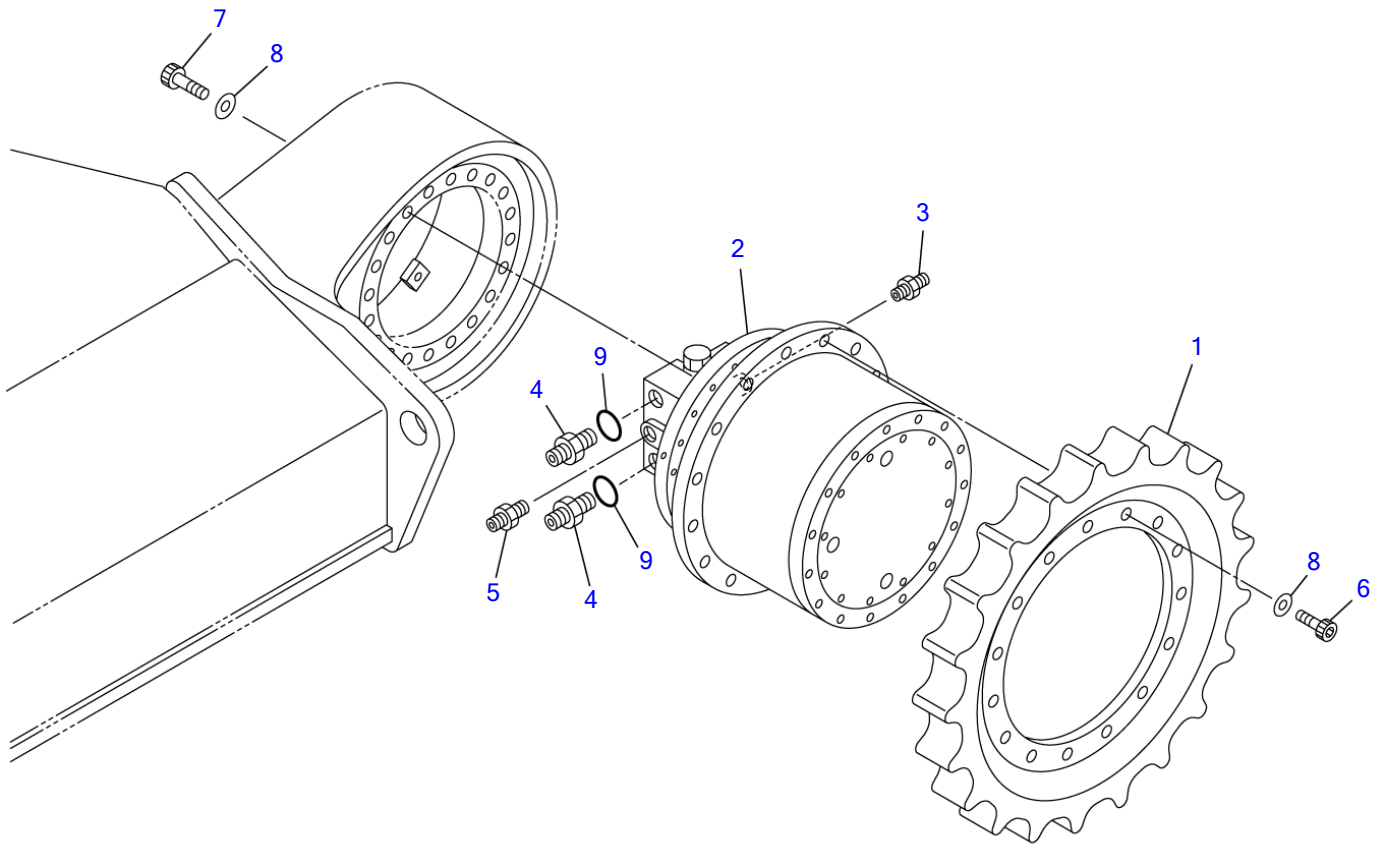


N2A030

S=1/10

TRACK ADJUSTER

Item	Part number	Description	Q'ty	Chan.	Serial No.	Serv.	Remarks
		ADJUSTER ASSY, track (R.H.)					X05715-01000-0
		ADJUSTER ASSY, track (L.H.)					X05715-01300-0
0-1	0571500100	SPRING ASSY	2				
1	0571500110	• ROD	1				
2	0571500120	• PLATE	1				
3	0007000082	• SPRING	1				
4	1132030045	• NUT	1				
5	1213000865	• PIN, spring	1				
0-2	0571501200	CYLINDER ASSY	2				
6	0571501210	• CYLINDER, grease	1				
7	0571501220	• PISTON	1				
8	1541301604	• VALVE ASSY, check	1				
10	1400403932	• SEAL, oil	1				
11	1422010900	• O-RING	1				
12	1421020900	• RING, back-up	1				
	N2a030						



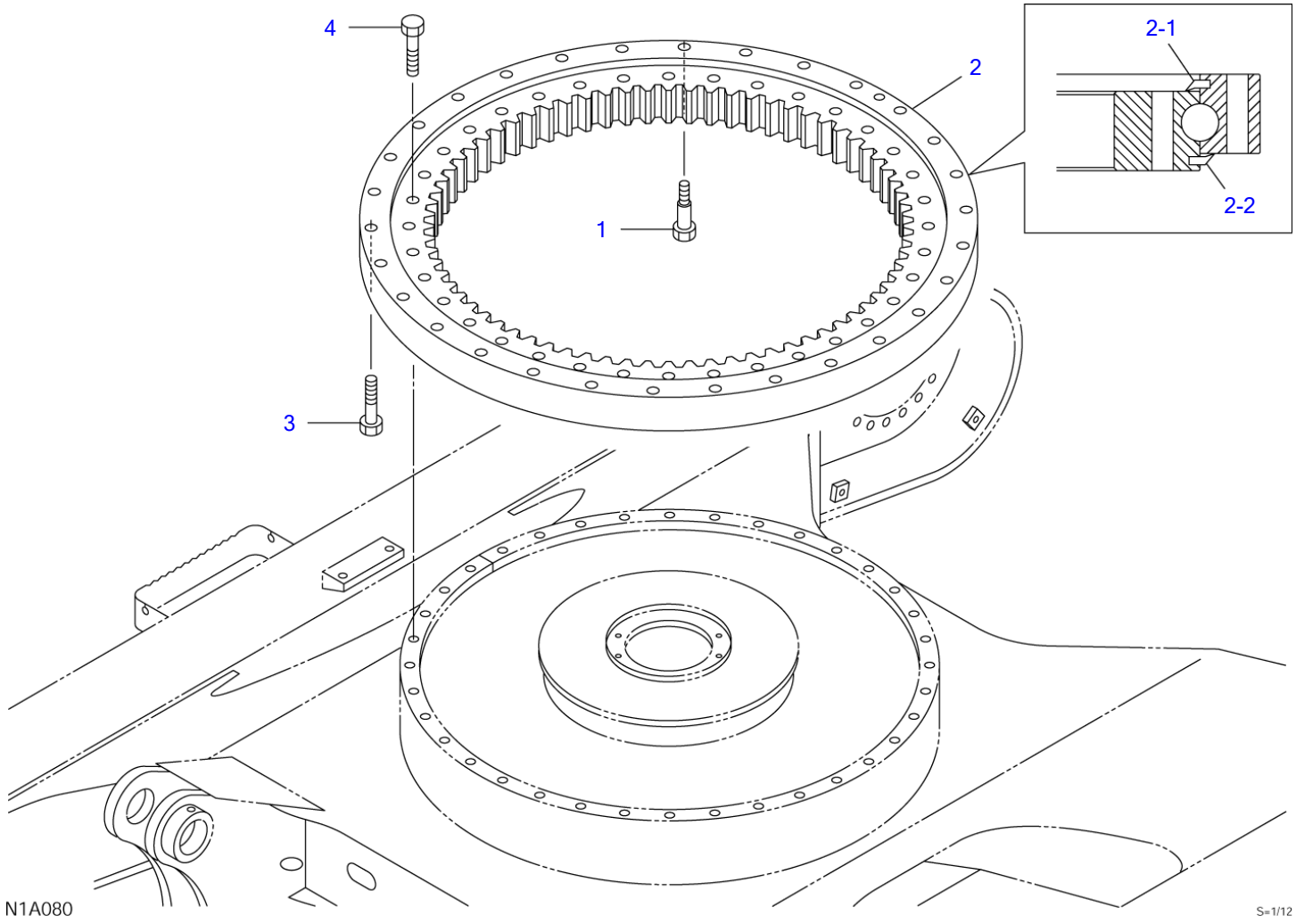
N1A070

S=1/10

TRAVEL DEVICE

Item	Part number	Description	Q'ty	Chan.	Serial No.	Serv.	Remarks
		MOTOR ASSY, travel					X05716-00000-3
1	0571600010	SPROCKET	2				
2	1903126000	MOTOR, travel	2				
3	1515600200	ADAPTOR	2				
	1420010110	• O-RING	1				
4	1511061306	ADAPTOR	4				
	1420010240	• O-RING	1				
5	1515600577	ADAPTOR	2				
	1420010180	• O-RING	1				
6	1110021645	SCREW, cap	30				
7	1110021665	SCREW, cap	40				
8	1141550016	WASHER	70				
9	1420310014	O-RING	4				
	N1a071						

TB1140 Book No. BN2Z001 S/N 51420001-
SLEW BEARING



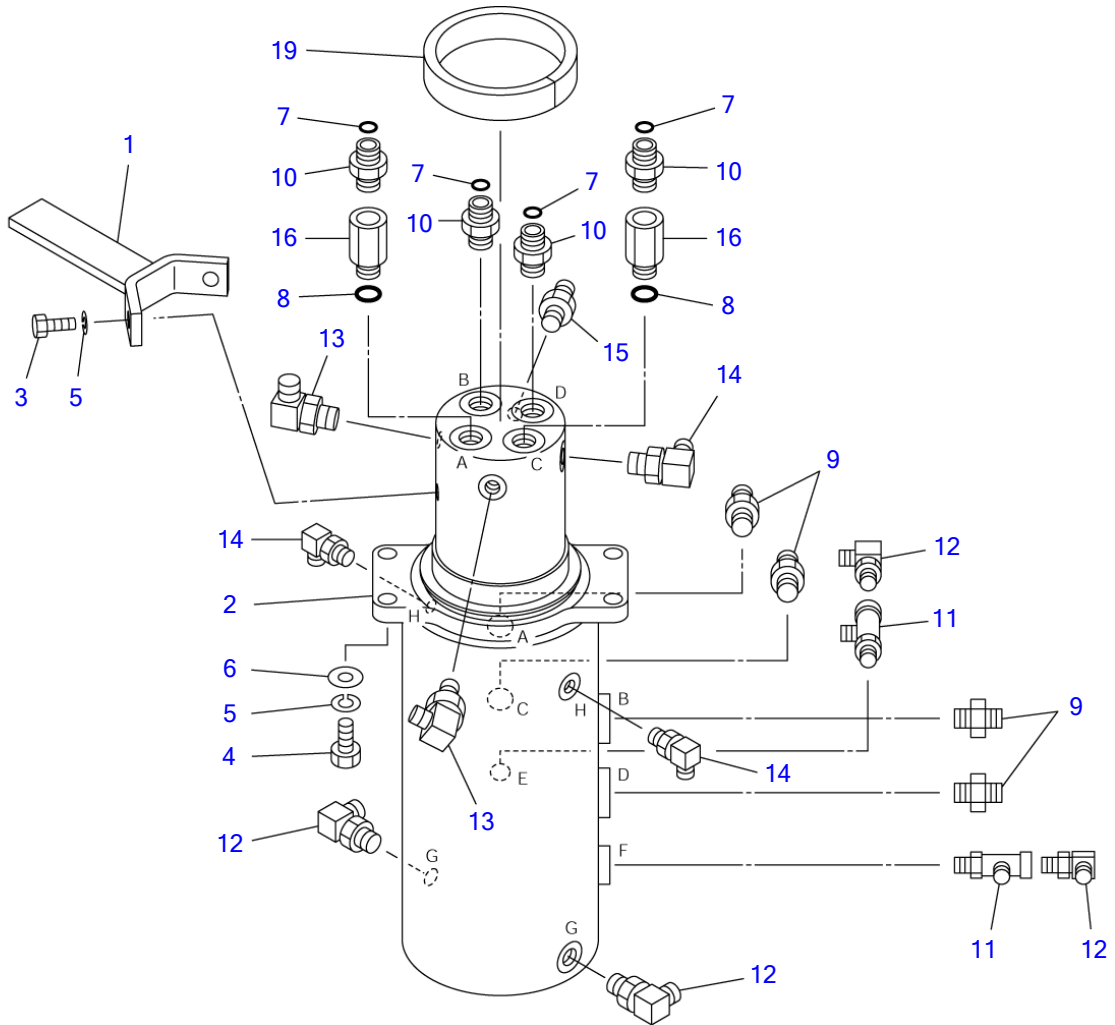
N1A080

S-1/12

SLEW BEARING

Item	Part number	Description	Q'ty	Chan.	Serial No.	Serv.	Remarks
		BEARING ASSY, slew					X05720-00100-2
1	0572000120	BOLT	1				
2	1913005050	BEARING ASSY	1				
2-1	1913005058	• SEAL	1				
2-2	1913005059	• SEAL	1				
3	1100041895	BOLT	29				
4	1100141800	BOLT	36				
	N1a081						

TB1140 Book No. BN2Z001 S/N 51420001-
SWIVEL JOINT & ACCESSORIES

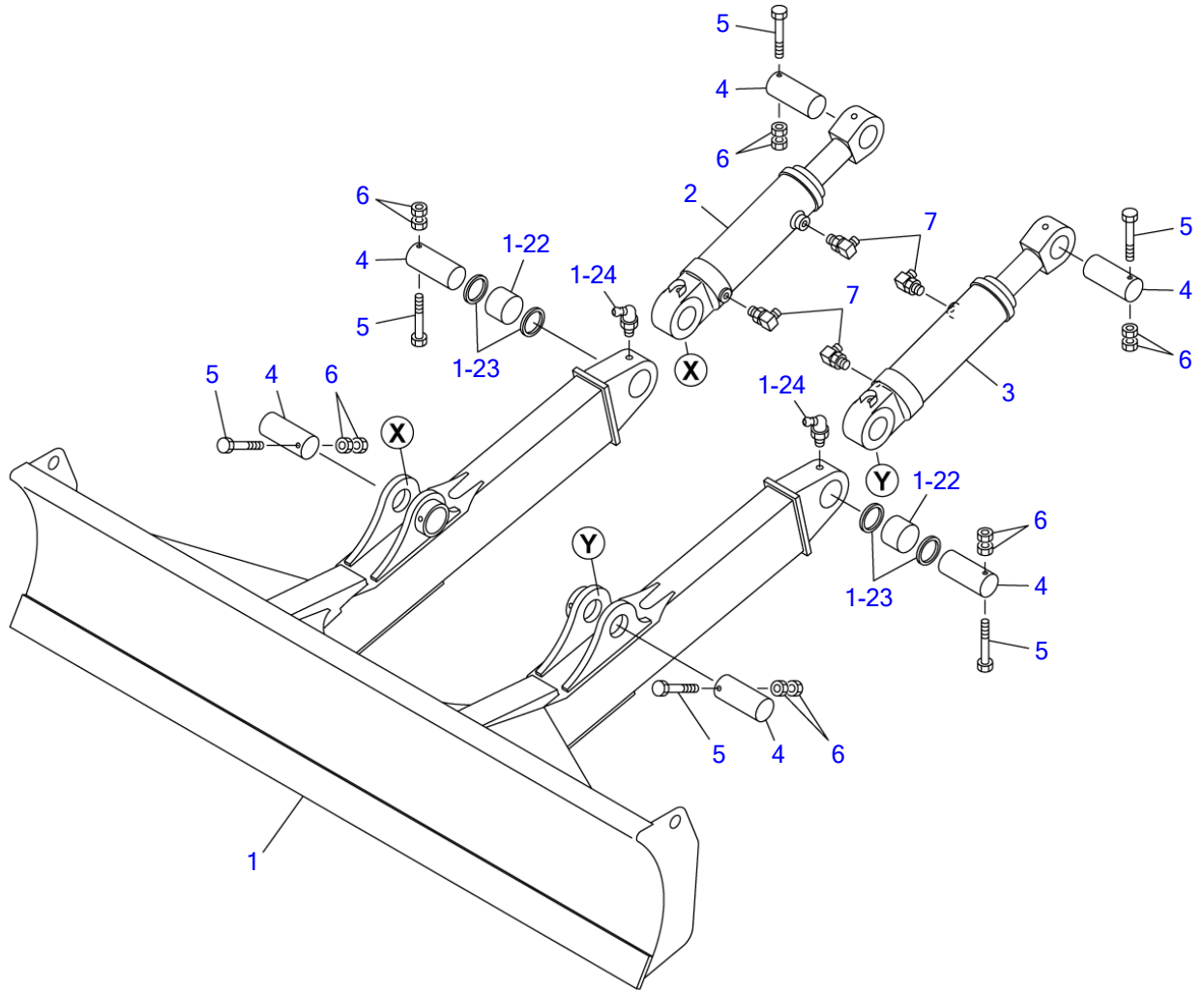


N1A090

S=1/6

SWIVEL JOINT & ACCESSORIES

Item	Part number	Description	Q'ty	Chan.	Serial No.	Serv.	Remarks
		JOINT ASSY, swivel					X05721-00200-2
1	0572100220	COLLAR	1				
2	1904008500	JOINT, swivel	1				
3	1100041225	BOLT	2				
4	1101041235	BOLT	4				
5	1140020012	WASHER, spring	6				
6	1141110012	WASHER	4				
7	1420310016	O-RING	4				
8	1420010180	O-RING	2				
9	1511061304	ADAPTOR	4				
	1420010180	• O-RING	1				
10	1511061604	ADAPTOR	4				
	1420010180	• O-RING	1				
11	1512340011	ELBOW	2				
	1420010140	• O-RING	1				
12	1515010041	ELBOW	4				
	1420010140	• O-RING	1				
13	1515010131	ELBOW	2				
	1420010140	• O-RING	1				
14	1515012040	ELBOW	3				
	1420010110	• O-RING	1				
15	1515600201	ADAPTOR	1				
	1420010140	• O-RING	1				
16	0007213011	BUSHING	2				
	1420010180	* O-RING	1				
19	1654353035	SPONGE	1				sold by the meter
	N1a092						

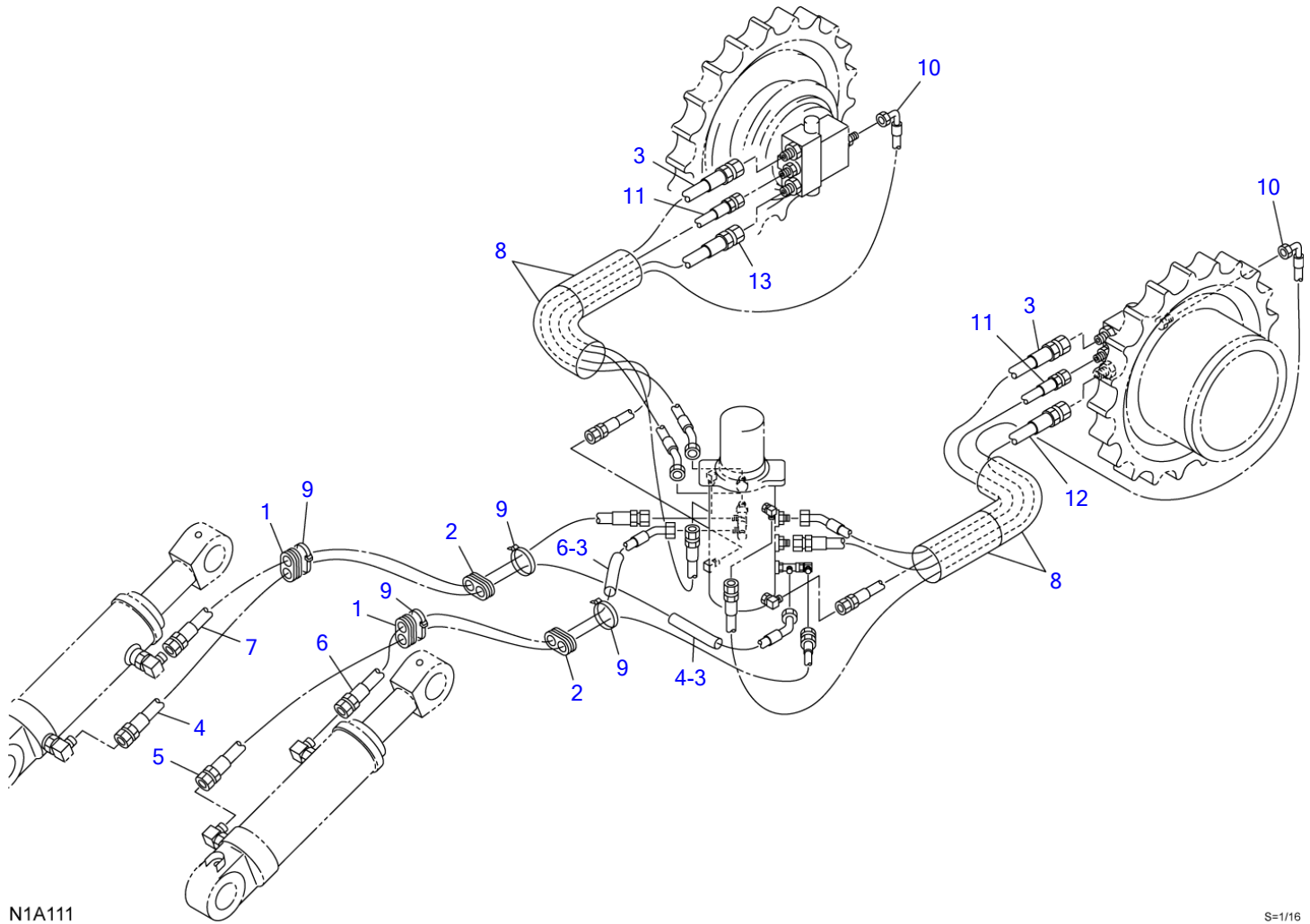


N1A100

S=1/20

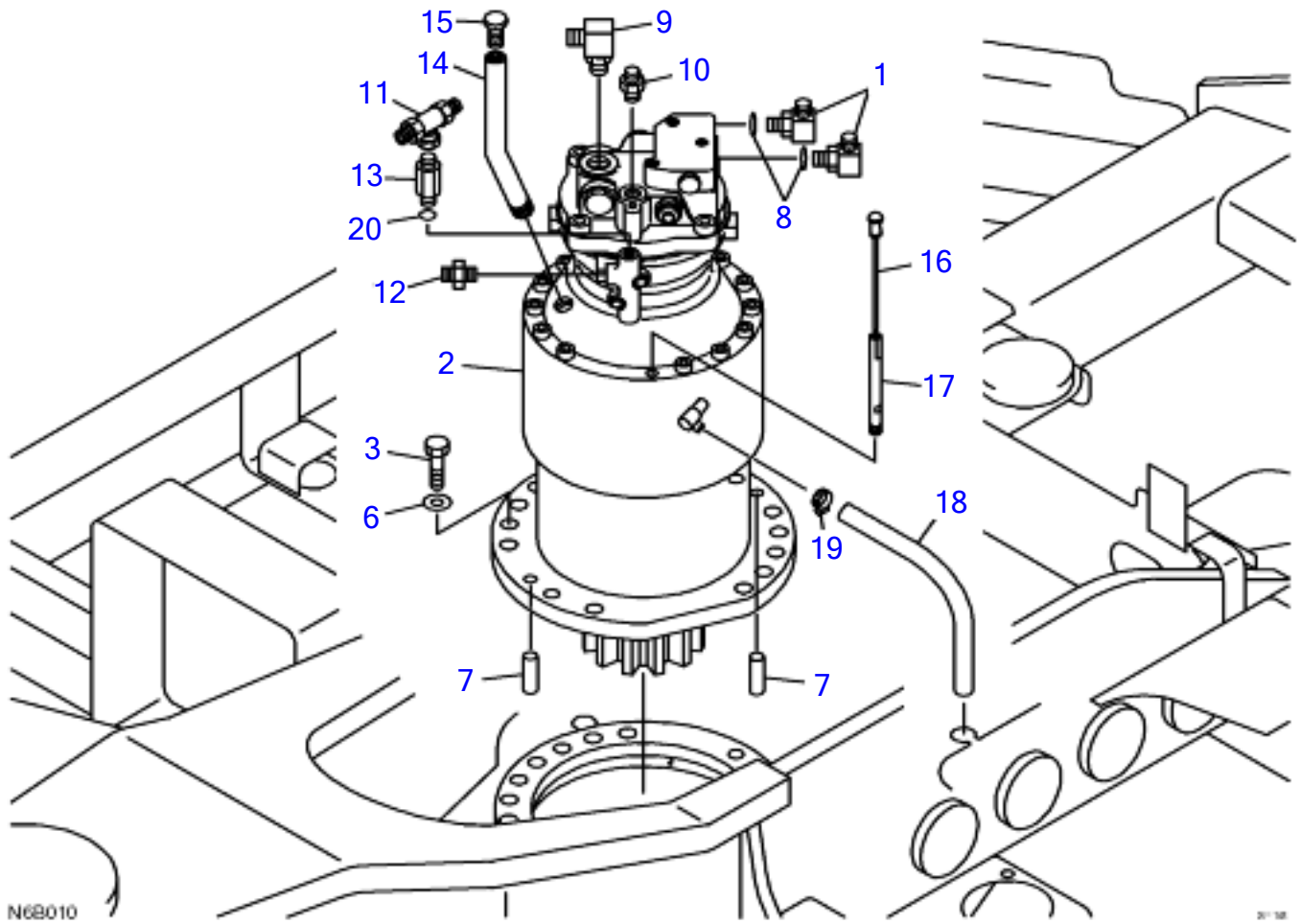
DOZER BLADE

Item	Part number	Description	Q'ty	Chan.	Serial No.	Serv.	Remarks
		BLADE ASSY, dozer (500W)					X05763-02000-1
		BLADE ASSY, dozer (600W)					X05763-02500-1
		BLADE ASSY, dozer (700W)					X05763-03000-1
1	0576302300	BLADE, dozer (500W)	1				
	0576302600	BLADE, dozer (600W)	1				
	0576303100	BLADE, dozer (700W)	1				
1-22	0002400056	• BUSHING	2				
1-23	1432200070	• SEAL, dust	4				
1-24	1560001900	• FITTING, grease	2				
2	1900098600	CYLINDER, dozer blade (R.H.)	1				
3	1900098700	CYLINDER, dozer blade (L.H.)	1				
4	0001609165	PIN	6				
5	1103141225	BOLT	6				
6	1130240012	NUT	12				
7	1515010041	ELBOW	4				
	1420010140	• O-RING	1				
	N1a100						



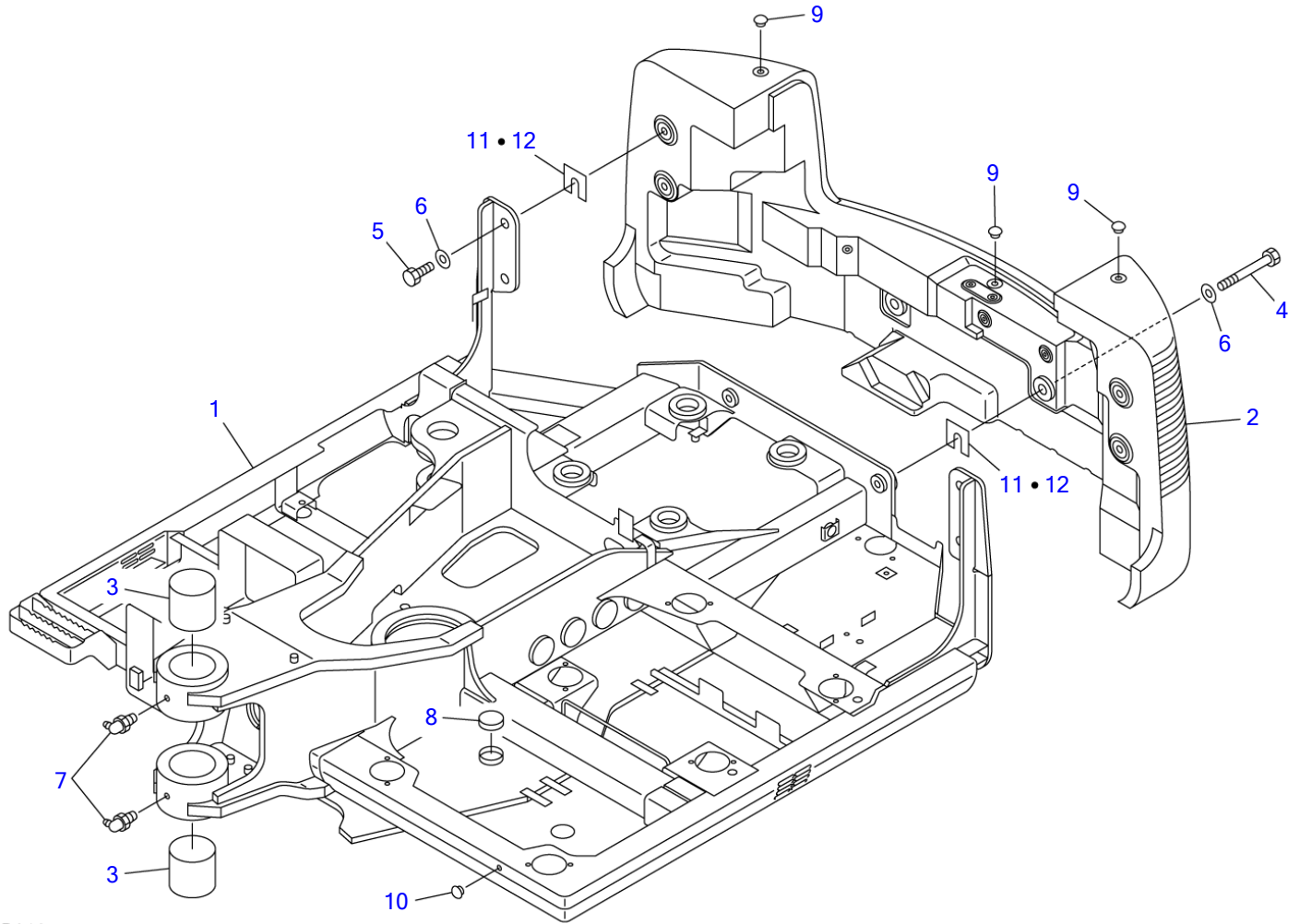
PIPING; LOWER

Item	Part number	Description	Q'ty	Chan.	Serial No.	Serv.	Remarks
		PIPING ASSY, lower					X05772-00000-2
1	0097210300	GUARD	2				
2	0567215100	GUARD	2				
3	0577200010	HOSE ASSY	2				18035-24170
4	0577200020	HOSE ASSY	1				18025-22180
4-3	1532215015	• PROTECTOR	1				sold by the meter
5	0577200030	HOSE ASSY	1				
6	0577200040	HOSE ASSY	1				18025-22146
6-3	1532215015	• PROTECTOR	1				sold by the meter
7	0577200050	HOSE ASSY	1				
8	1531360060	PROTECTOR	4				
9	1652200007	BAND	4				
10	1801052210	HOSE ASSY	2				
11	1801023170	HOSE ASSY	2				
12	1803504165	HOSE ASSY	1				
13	1803524165	HOSE ASSY	1				
	N1a111						



SLEWING DEVICE

Item	Part number	Description	Q'ty	Chan.	Serial No.	Serv.	Remarks
		DEVICE ASSY, slewing	1				X05723-00200-1
1	1511161306	ELBOW	2				
	1420010240	· O-RING	1				
2	1903127700	MOTOR, slew	1				
3	1100042060	BOLT	13				
6	1141550020	WASHER	13				
7	1212001656	PIN, parallel	2				
8	1420310014	O-RING	2				
9	1515010043	ELBOW	1				
	1420010240	· O-RING	1				
10	1515600577	ADAPTOR	1				
	1420010180	· O-RING	1				
11	1901754100	SHUTTLE VALVE	1				
12	1515600200	ADAPTOR	1				
	1420010110	· O-RING	1				
13	0007203080	ADAPTOR	1				
14	0572300230	PIPE	1				
15	1554000004	CAP	1				
16	1553100002	GAUGE, level	1				
17	0572300240	PIPE	1				
18	0572300250	HOSE	1				
19	1533700025	BAND	1				
20	1420010110	O-RING	1				
	N6b010						



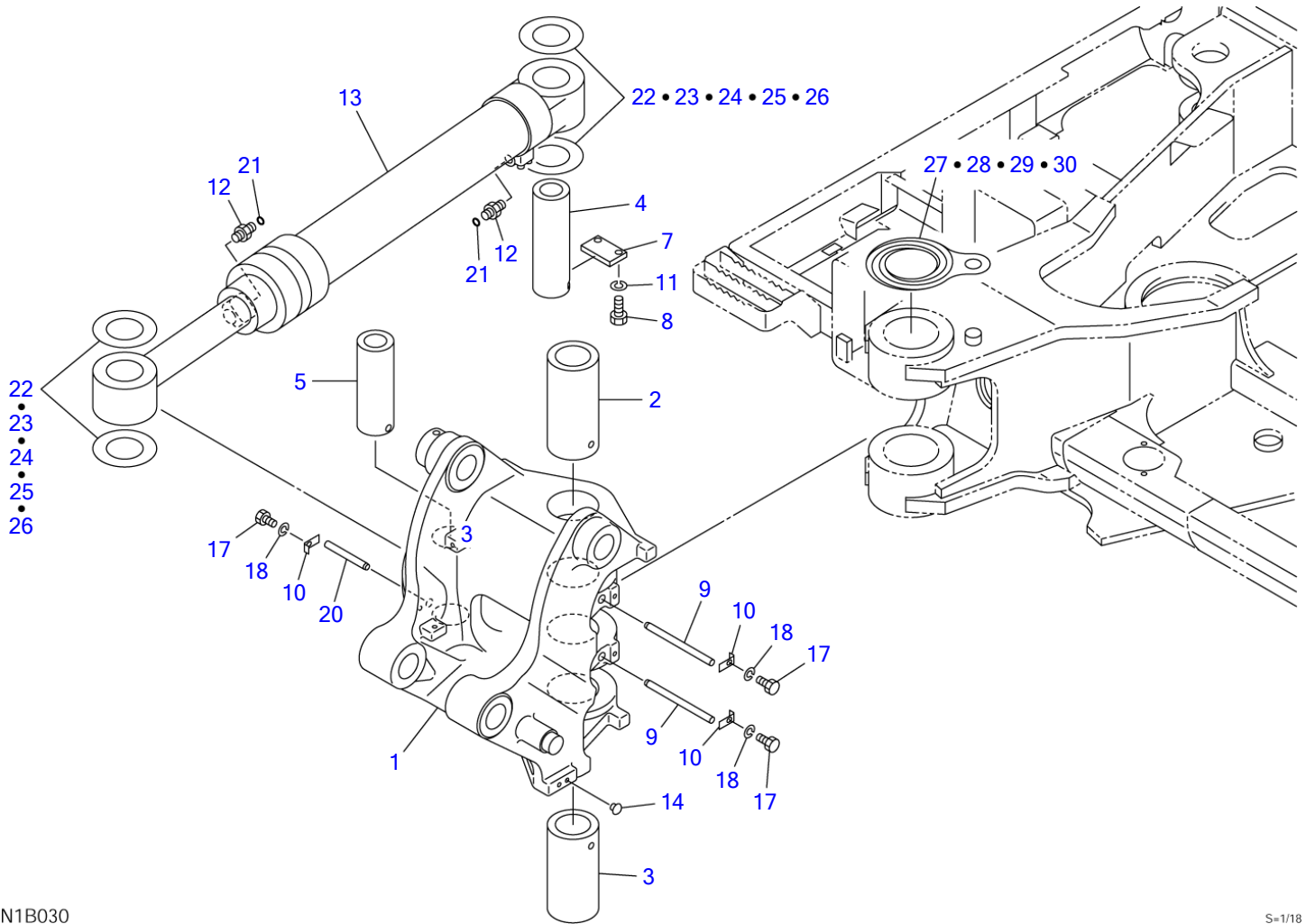
N2B010

S=1/22

TURNTABLE

Item	Part number	Description	Q'ty	Chan.	Serial No.	Serv.	Remarks
		TURNTABLE ASSY					X05730-02500-1
		TURNTABLE ASSY (extra weight)					X05730-02700-1
1	X *****	TURNTABLE	1				
2	0573002600	COUNTERWEIGHT	1			M	
	0573003400	COUNTERWEIGHT	1				extra weight
3	0573000051	BUSHING	2				
4	0573000504	BOLT	2				
	0573003310	BOLT	2				extra weight
5	1101242455	BOLT	4				
6	0003600235	WASHER	6				
7	1560001900	FITTING, grease	2				
8	0173216600	COVER	1				
9	1652533003	CAP	3				
10	1652533023	CAP	1				
11	0573000601	SHIM	AR				t=1.2mm
12	0573000602	SHIM	AR				t=2.3mm
	N2b011						

TB1140 Book No. BN2Z001 S/N 51420001-
BOOM SWING

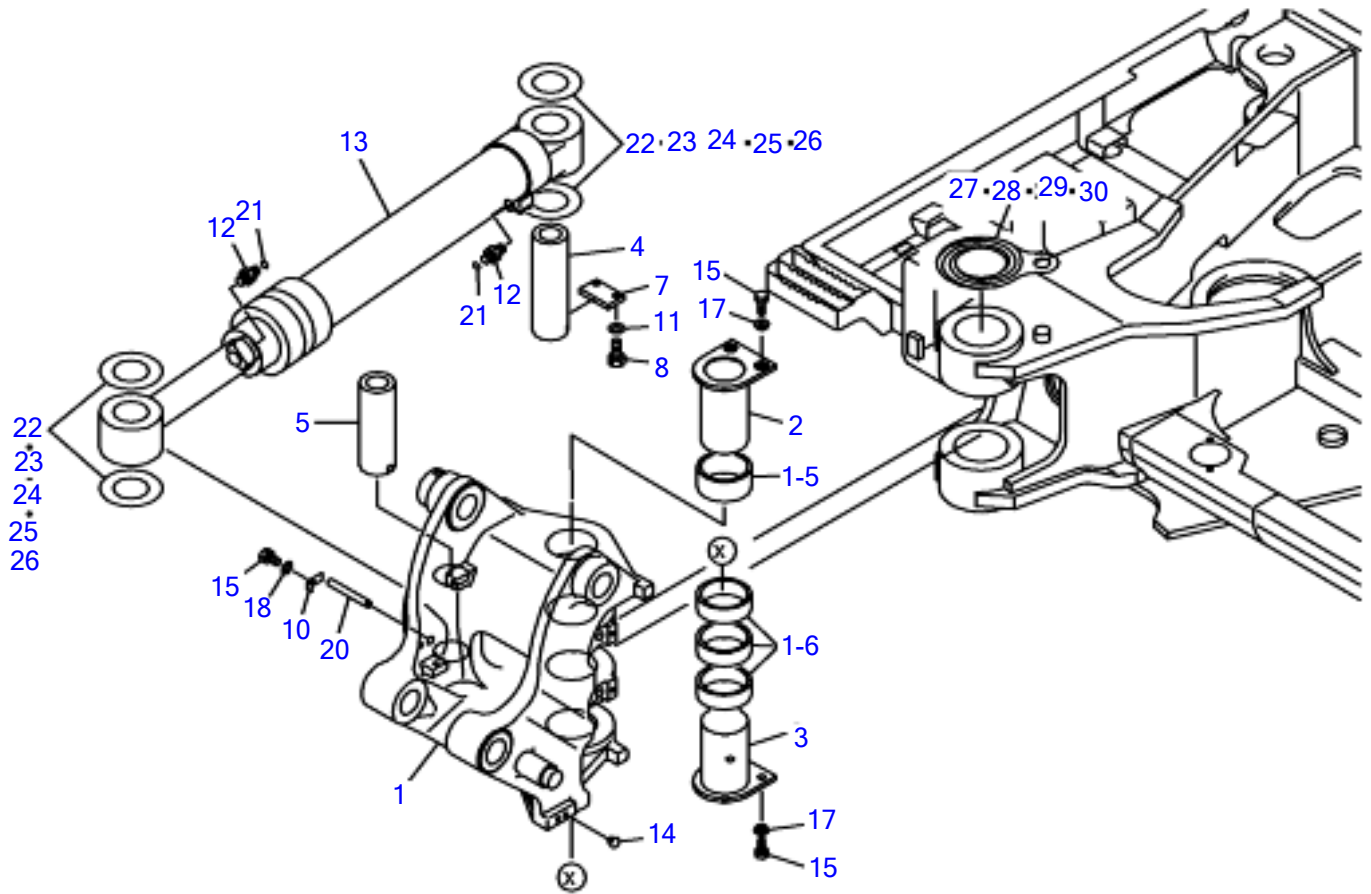


N1B030

S=1/18

BOOM SWING

Item	Part number	Description	Q'ty	Chan.	Serial No.	Serv.	Remarks
		BOOM SWING ASSY					X05731-01000-4
1	0573100100	BRACKET	1				
2	0573100021	PIN	1				
3	0573100031	PIN	1				
4	0573100040	PIN	1				
5	0573100050	PIN	1				
7	0573100070	PLATE	1				
8	1100041845	BOLT	2				
9	0573100080	PIN	2				
10	0573100090	PLATE	3				
11	1140020018	WASHER, spring	2				
12	1511061306	ADAPTOR	2				
	1420010240	· O-RING	1				
13	1900098500	CYLINDER, swing	1				
14	1652533018	CAP	2				
17	1100041220	BOLT	3				
18	1140020012	WASHER, spring	3				
20	0573100110	PIN	1				
21	1420310014	O-RING	2				
22	0003600190	SHIM	AR				t=0.2mm
23	0003600191	SHIM	AR				t=0.5mm
24	0003600192	SHIM	AR				t=1.0mm
25	0003600193	SHIM	AR				t=1.6mm
26	0003600194	SHIM	AR				t=2.9mm
27	0573100751	WASHER (t=4.5mm)	AR				
28	0573100752	WASHER (t=5.0mm)	AR				
29	0573100753	WASHER (t=5.5mm)	AR				
30	0573100754	WASHER (t=4.0mm)	AR				
	N1b031						



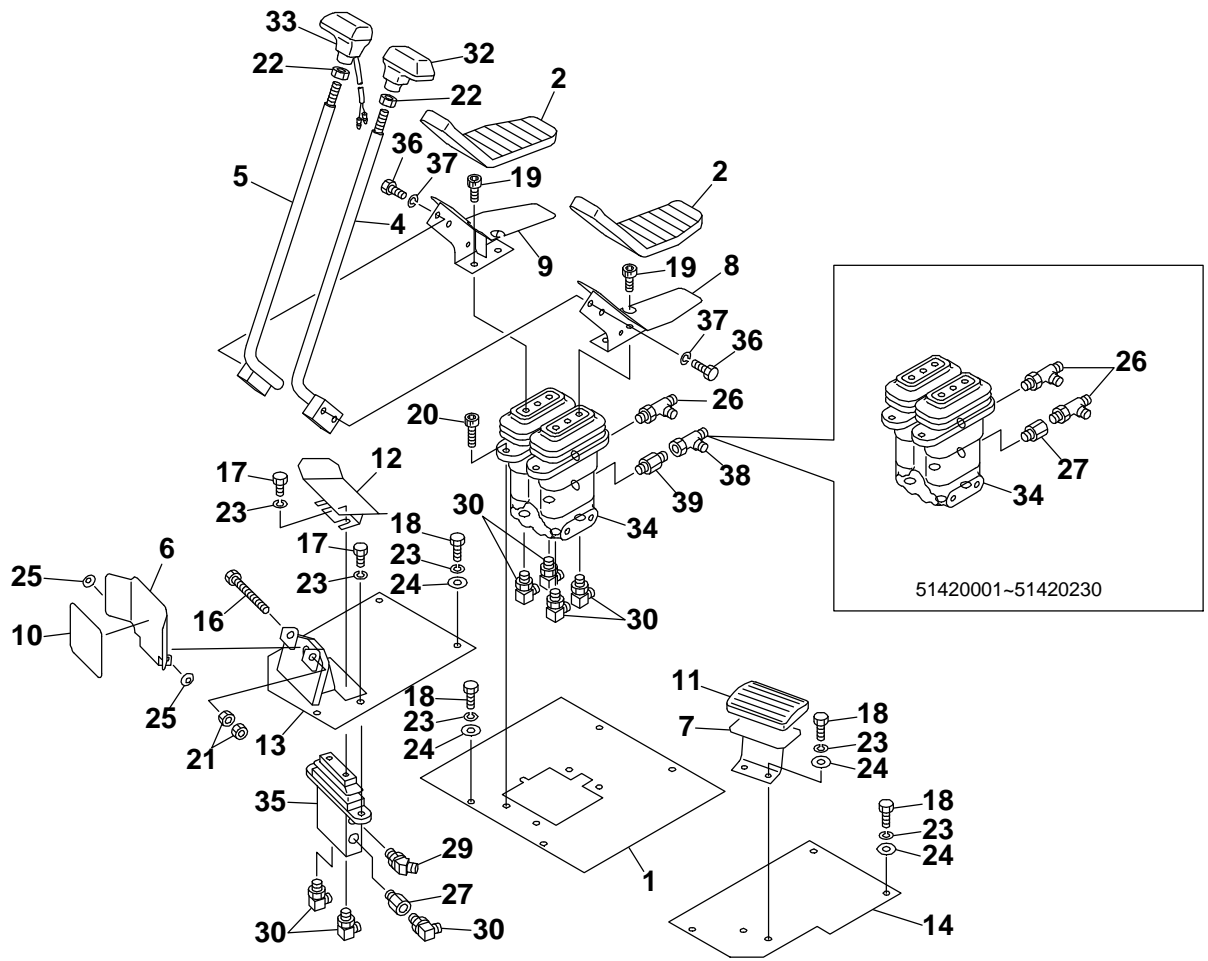
N1B030-1

2/11/08

BOOM SWING 51420374~

Item	Part number	Description	Q'ty	Chan.	Serial No.	Serv.	Remarks
		BOOM SWING ASSY					
1	0573101800	BRACKET	1				
1-5	0573101855	* BUSHING	1				
1-6	0573101856	* BUSHING	3				
2	0573101820	PIN	1				
3	0573101830	PIN	1				
4	0573100040	PIN	1				
5	0573100050	PIN	1				
7	0573100070	PLATE	1				
8	1100041845	BOLT	2				
10	0573100090	PLATE	1				
11	1140020018	SPRING WASHER	2				
12	1511061306	ADAPTOR	2				
	1420010240	* O-RING	1				
13	1900098500	SWING CYLINDER	1				
14	1652533018	CAP	2				
15	1101041225	BOLT	5				
17	0003900081	WASHER	4				
18	1140020012	SPRING WASHER	1				
20	0573100110	PIN	1				
21	1420310014	O-RING	2				
22	0003600190	SHIM					
23	0003600191	SHIM					
24	0003600192	SHIM					
25	0003600193	SHIM					
26	0003600194	SHIM					
27	0573100751	WASHER					
28	0573100752	WASHER					
29	0573100753	WASHER					
30	0573100754	WASHER					
	N1B031-1						

**TB1140 (P-T1140BCD) BN2Z002-1 S/N 51420001-
TRAVEL LEVER & SWING PEDAL**

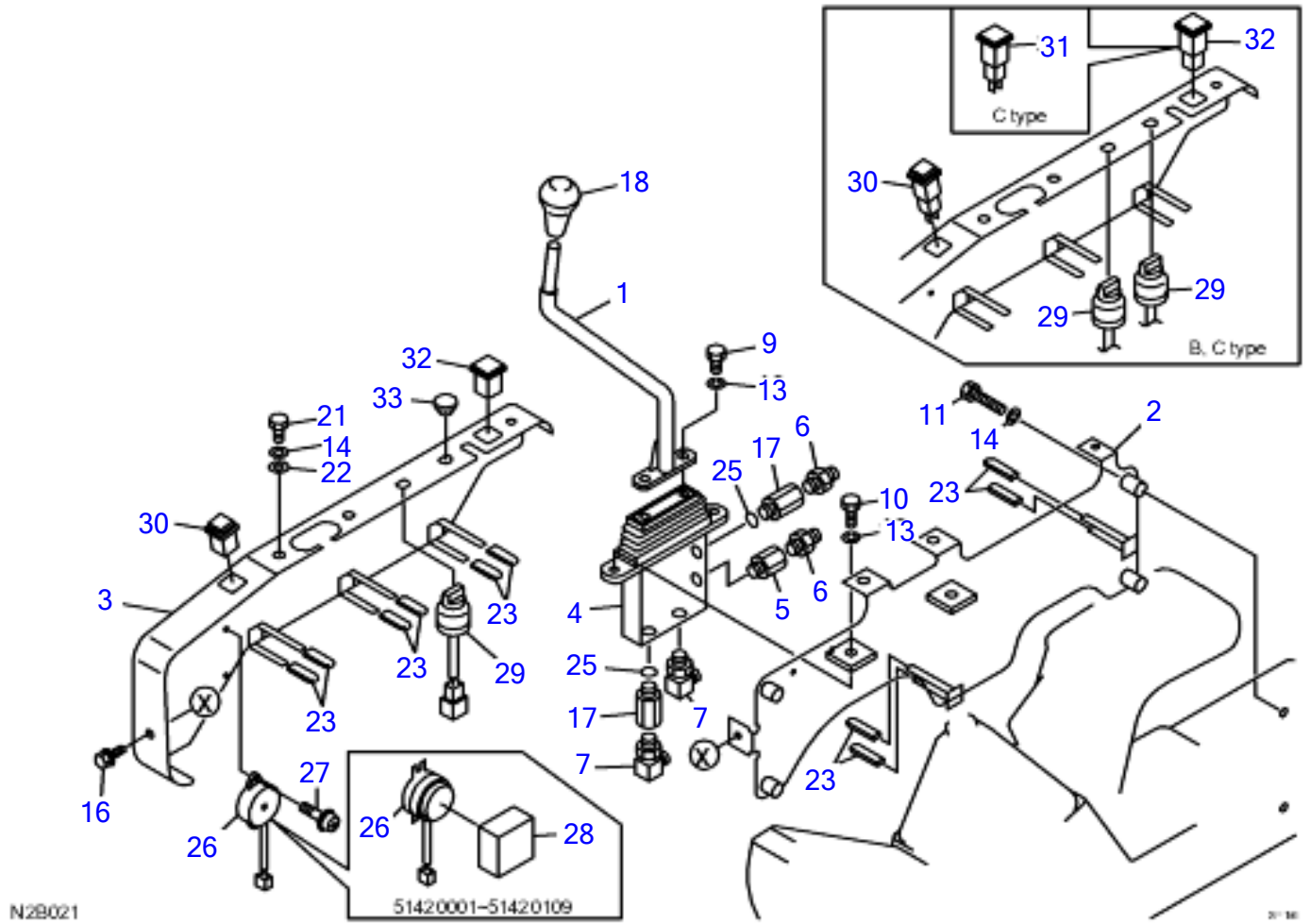


N2B030

S=1/10

TRAVEL LEVER & SWING PEDAL

Item	Part number	Description	Q'ty	Chan.	Serial No.	Serv.	Remarks
		LEVER ASSY, control					X05732-00000-4
1	0563228050	BRACKET	1				
2	0563226200	COVER	2				
4	0563226300	LEVER (L.H.)	1				
5	0563226400	LEVER (R.H.)	1				
6	0573200060	COVER	1				
7	0563219700	REST, foot	1				
8	0563226600	PEDAL (L.H.)	1				
9	0563226700	PEDAL (R.H.)	1				
10	0573200070	SHEET	1				
11	0563218500	COVER	1				
12	0573200050	PEDAL	1				
13	0563228070	BRACKET	1				
14	0573200040	BRACKET	1				
16	1100040680	BOLT	1				
17	1100040814	BOLT	4				
18	1100040820	BOLT	12				
19	1110041016	BOLT	4				
20	1110041025	SCREW, cap	4				
21	1130040006	NUT	2				
22	1131040012	NUT	2				
23	1140020008	WASHER, spring	16				
24	1141110008	WASHER	12				
25	1225110006	WASHER, conical	2				
26	1512373014	TEE	2				
	1420010110	• O-RING	1				
27	1513370046	ADAPTOR (with filter)	2				
	1420010110	• O-RING	1				
29	1515100136	ELBOW	1				
	1420010110	• O-RING	1				
30	1515010130	ELBOW	7				
	1420010110	• O-RING	1				
32	1650202610	GRIP	1				
33	1650203210	GRIP (with switch)	1				
34	1901743800	VALVE, remote control	1				
	1901754700	REMOTE CONTROL VALVE	1				
35	1901735000	VALVE, remote control	1				
36	1100041020	BOLT	4				
37	1140020010	SPRING WASHER	4				
38	1513390035	TEE	1				
39	1512370029	NIPPLE	1				
	1420010110	* O-RING	1				
	N2B030						



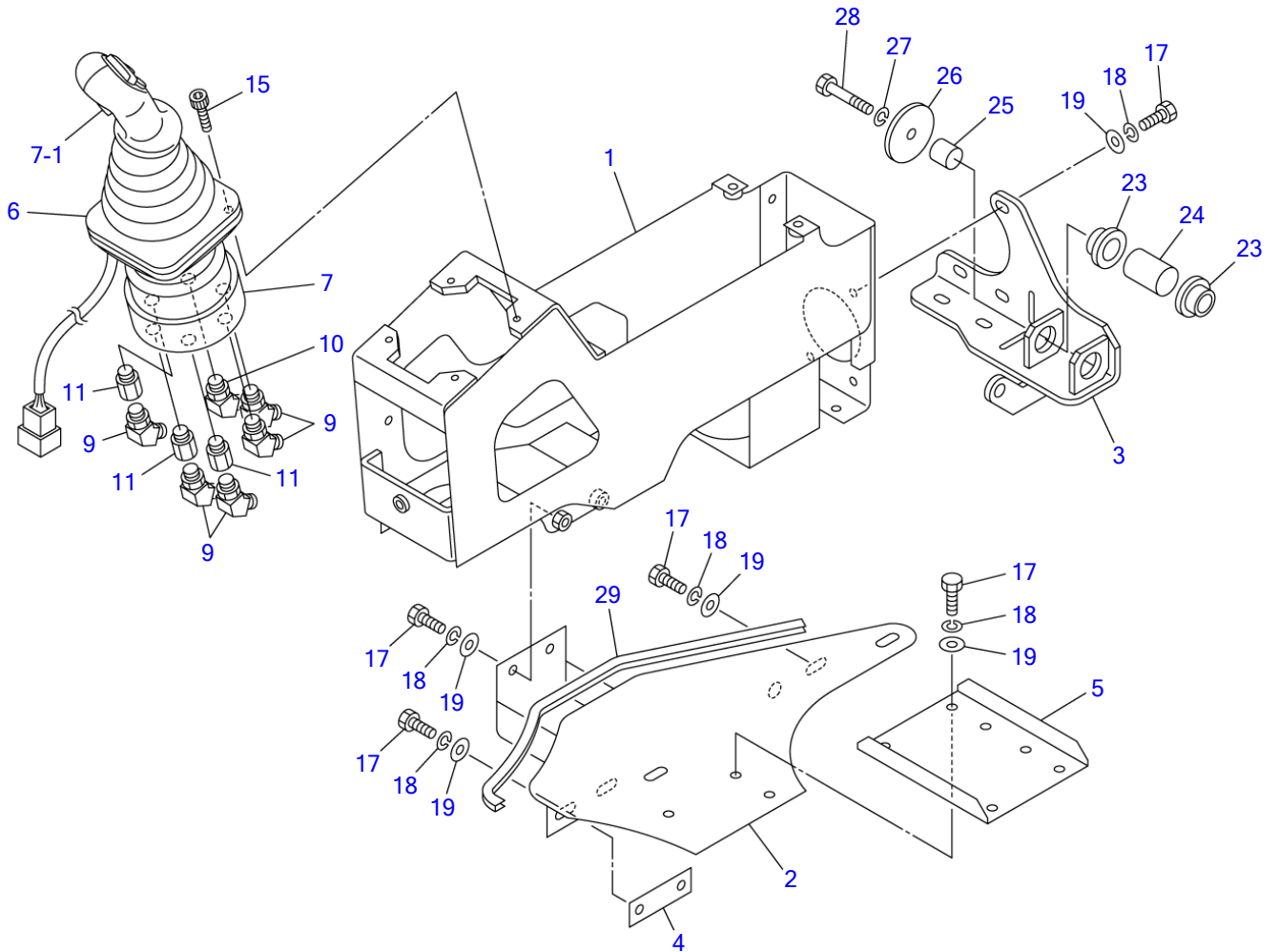
DOZER BLADE LEVER

Item	Part number	Description	Q'ty	Chan.	Serial No.	Serv.	Remarks
		LEVER ASSY, blade					X05733-00600-0
1	0573300010	LEVER	1				
2	0573300020	BRACKET	1				
3	0573300040	COVER	1				
4	1901745400	VALVE, remote control	1				
5	1513370046	ADAPTOR (with filter)	1				
	1420010110	• O-RING	1				
6	1515600571	ADAPTOR	2				
	1420010110	• O-RING	1				
7	1515010130	ELBOW	2				
	1420010110	• O-RING	1				
9	1100040814	BOLT	4				
10	1100040820	BOLT	2				
11	1100090835	BOLT	4				
13	1140020008	WASHER, spring	4				
14	1140090008	WASHER, spring	6				
16	1100560612	BOLT	2				
17	0007213028	BUSHING	2				
	1420010110	* O-RING	1				
18	1650153655	GRIP	1				
21	1100090816	BOLT	2				
22	1141190008	WASHER	2				
23	0872433150	TUBE	10				
25	1420010110	O-RING	2				
26	1730140490	BUZZER	1				
	0573300610	BUZZER	1				
27	1150420308	SCREW	2				
28	0564232950	INSULATOR	1				
29	1700000019	SWITCH, rotary	1				
	1700000019	ROTARY SWITCH	2				
30	1700550031	RED PILOT LAMP	1				
31	1700550033	GREEN PILOT LAMP	1				
32	1700550024	ORNAMENT	2				
33	1652533019	CAP	1				

<<NOTE>>
A TYPE
STANDARD & WITH 2ND AUX LINE
B TYPE
WITH SHUT-OFF VALVE & OVERLOAD
WARNING DEVICE
C TYPE
WITH SHUT-OFF VALVE, OVERLOAD
WARNING DEVICE,
& 2ND, 4TH AUX LINE

N2b021

TB1140 Book No. BN2Z001 S/N 51420001-
OPERATION LEVER & STAND (R.H.)



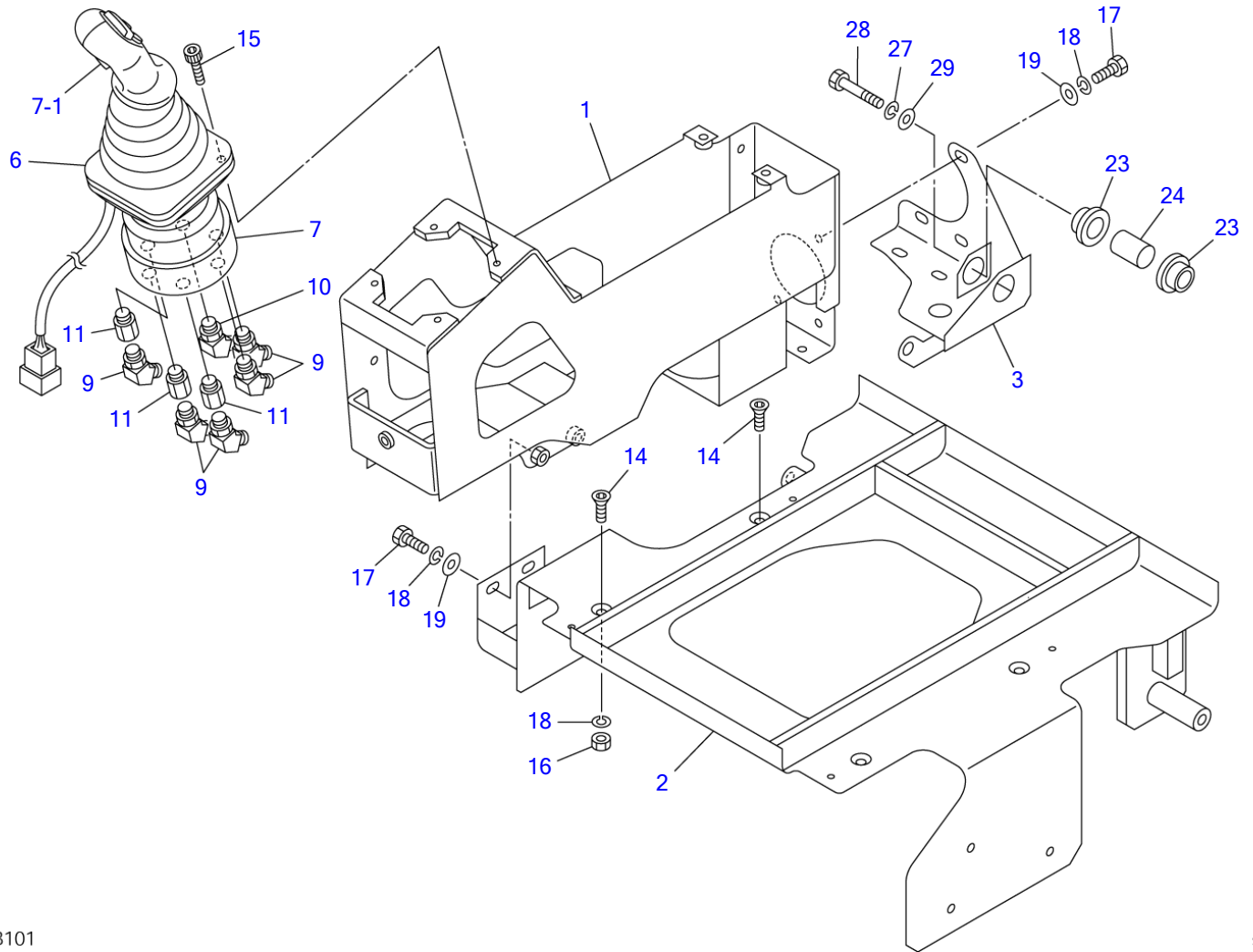
N0B060

S=1/6

OPERATION LEVER & STAND (R.H.)

Item	Part number	Description	Q'ty	Chan.	Serial No.	Serv.	Remarks
		VALVE ASSY (R.H.)					X05751-00000-3
1	0575100200	BOX, console (R.H.)	1				
2	0565104000	BRACKET (R.H.)	1				
3	0565114200	BRACKET (R.H.)	1				
4	0565103800	PLATE	1				
5	0565104200	PLATE	1				
6	0881510020	BOOT	1				
7	1901743700	VALVE, pilot	1				
7-1	1901740402	• SWITCH, button	1				
9	1515100111	ELBOW	5				
	1420010140	• O-RING	1				
10	1512372001	ELBOW (with filter)	1				
	1420010110	• O-RING	1				
11	0007213023	ADAPTOR	3				
	1420010140	• O-RING	1				
15	1110040630	SCREW, cap	4				
17	1100090820	BOLT	13				
18	1140090008	WASHER, spring	13				
19	1141190008	WASHER	13				
23	0565102405	BEARING	2				
24	0565103810	SPACER	1				
25	0565103820	SPACER	1				
26	0565103830	RETAINER	1				
27	0565103840	WASHER, spring	1				
28	0565103850	BOLT	1				
29	1653916038	TRIM	1				sold by the meter
	N0b060						

TB1140 Book No. BN2Z001 S/N 51420001-
OPERATION LEVER & STAND (R.H.) (with air suspension)



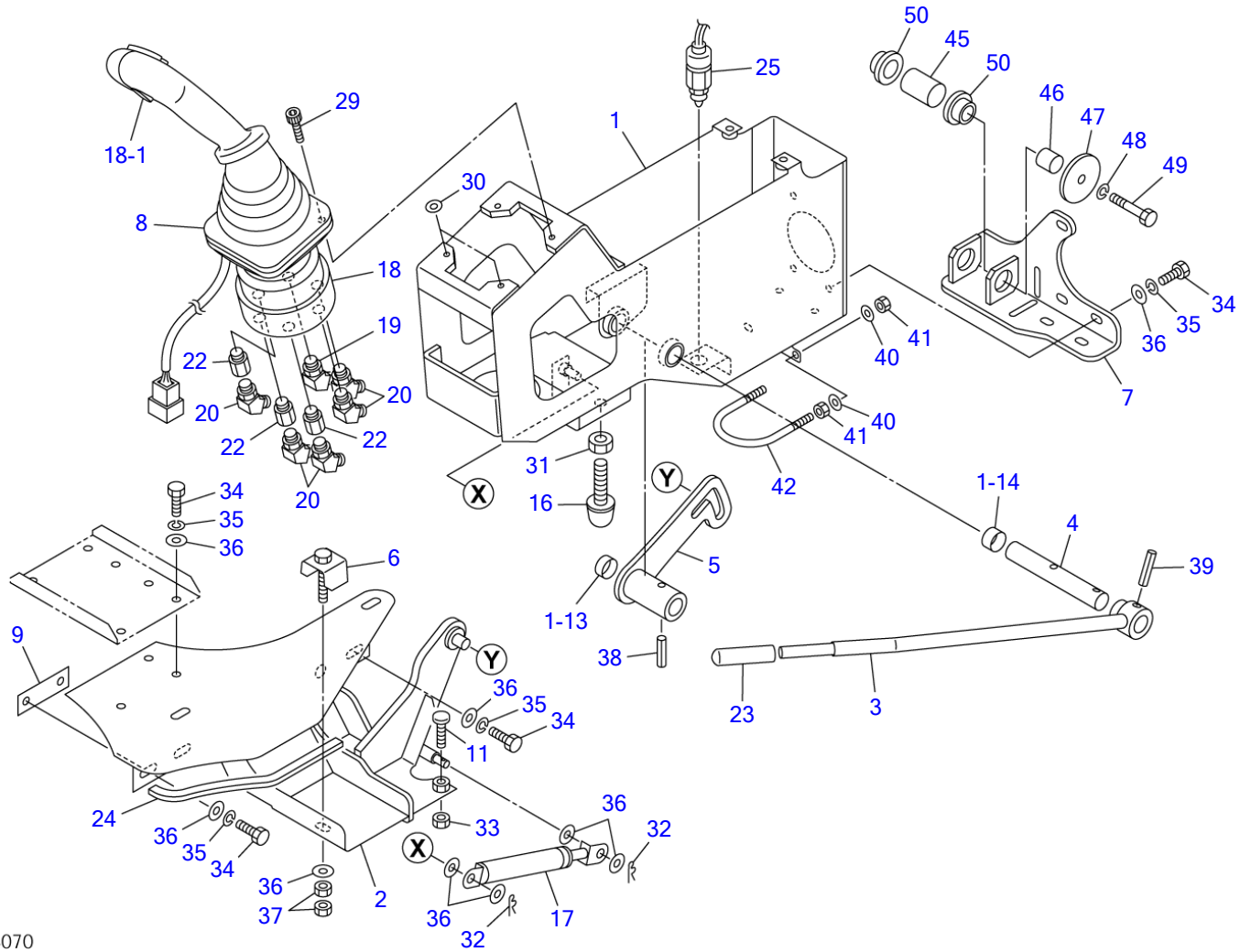
NOB101

S=1/6

OPERATION LEVER & STAND (R.H.) (with air suspension)

Item	Part number	Description	Q'ty	Chan.	Serial No.	Serv.	Remarks
		VALVE ASSY (R.H.)					X05751-00500-3
1	0575100200	BOX, console (R.H.)	1				
2	0575100540	BRACKET (R.H.)	1				
3	0575100530	BRACKET (R.H.)	1				
6	0881510020	BOOT	1				
7	1901743700	VALVE, pilot	1				
7-1	1901740402	• SWITCH, button	1				
9	1515100111	ELBOW	5				
	1420010140	• O-RING	1				
10	1512372001	ELBOW (with filter)	1				
	1420010110	• O-RING	1				
11	0007213023	ADAPTOR	3				
	1420010140	• O-RING	1				
14	1120800816	SCREW, cap	4				
15	1110040630	SCREW, cap	4				
16	1130040008	NUT	2				
17	1100090820	BOLT	8				
18	1140090008	WASHER, spring	10				
19	1141190008	WASHER	8				
23	0565102405	BEARING	2				
24	0575100536	SPACER	1				
27	1140020012	WASHER, spring	1				
28	1101041225	BOLT	1				
29	1141110012	WASHER	1				
	N1b060						

TB1140 Book No. BN2Z001 S/N 51420001-
OPERATION LEVER & STAND (L.H.)



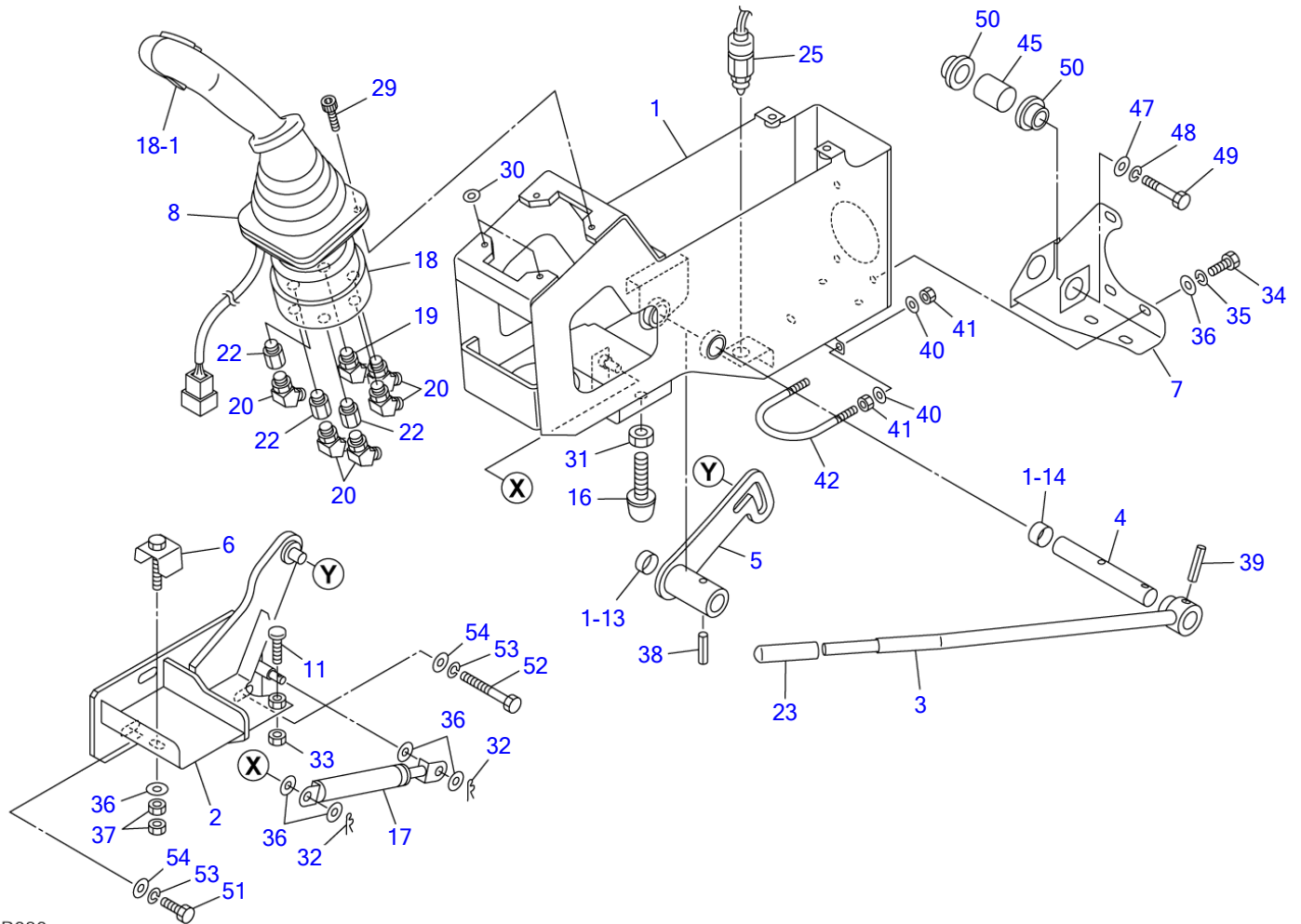
N1B070

S=1/7

OPERATION LEVER & STAND (L.H.)

Item	Part number	Description	Q'ty	Chan.	Serial No.	Serv.	Remarks
		VALVE ASSY (L.H.)					X05751-00100-4
1	0575100700	BOX, console (L.H.)	1				
1-13	1333002010	• BUSHING	1				
1-14	1333002015	• BUSHING	1				
2	0565113250	BRACKET	1				
3	0575100110	LEVER	1				
	0565115300	LEVER	1				
4	0565115310	SHAFT	1				
5	0565125300	PLATE (L.H.)	1				
6	0565115320	GUIDE	1				
7	0565115400	BRACKET	1				
8	0881510020	BOOT	1				
9	0565103800	PLATE	1				
11	0335120970	BOLT	1				
16	1651101225	STOPPER	2				
17	1653900057	SPRING, gas	1				
18	1901743600	VALVE, pilot	1				
18-1	1901740402	• SWITCH, button	1				
19	1512372001	ELBOW (with filter)	1				
	1420010110	• O-RING	1				
20	1515100111	ELBOW	5				
	1420010140	• O-RING	1				
22	0007213023	ADAPTOR	3				
	1420010140	• O-RING	1				
23	1650202300	CAP	1				
24	1653916022	TRIM	1				sold by the meter
25	1700000033	SWITCH, limit	1				
29	1110040630	SCREW, cap	4				
30	0003600090	WASHER	2				
31	1130040012	NUT	2				
32	1214000008	PIN, snap	2				
33	1130040010	NUT	1				
34	1100090820	BOLT	11				
35	1140090008	WASHER, spring	11				
36	1141190008	WASHER	16				
37	1130090008	NUT	2				
38	1213000832	PIN, spring	1				
39	1213000836	PIN, spring	1				
40	1141190006	WASHER	4				
41	1130090006	NUT	4				
42	1533207020	U-BOLT	1				
45	0565103810	SPACER	1				
46	0565115060	SPACER	1				
47	0565103830	RETAINER	1				
48	0565103840	WASHER, spring	1				
49	0565103850	BOLT	1				
50	0565102405	BEARING	2				
	N2B040						

TB1140 Book No. BN2Z001 S/N 51420001-
OPERATION LEVER & STAND (L.H.) (with air suspension)

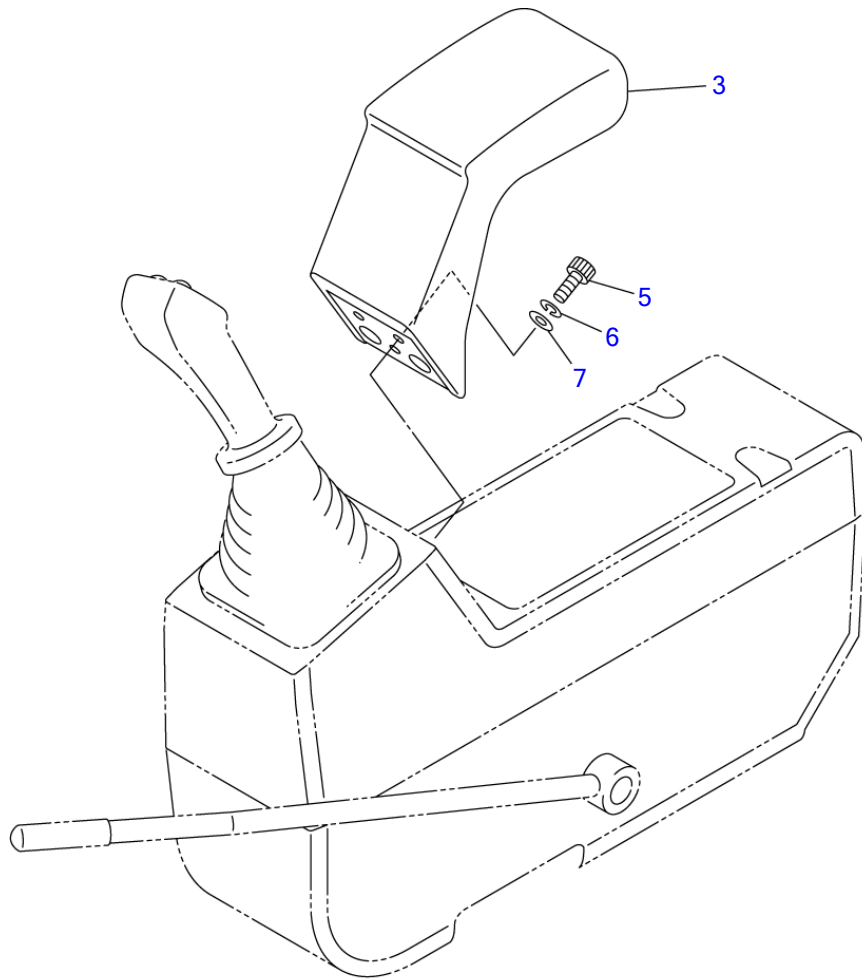


N1B080

S=1/7

OPERATION LEVER & STAND (L.H.) (with air suspension)

Item	Part number	Description	Q'ty	Chan.	Serial No.	Serv.	Remarks
		VALVE ASSY (L.H.)					X05751-00600-3
1	0575100700	BOX, console (L.H.)	1				
1-13	1333002010	• BUSHING	1				
1-14	1333002015	• BUSHING	1				
2	0575100640	BRACKET (L.H.)	1				
3	0575100110	LEVER	1				
	0565115300	LEVER	1				
4	0565115310	SHAFT	1				
5	0565125300	PLATE (L.H.)	1				
6	0565115320	GUIDE	1				
7	0575100630	BRACKET (L.H.)	1				
8	0881510020	BOOT	1				
11	0335120970	BOLT	1				
16	1651101225	STOPPER	2				
17	1653900057	SPRING, gas	1				
18	1901743600	VALVE, pilot	1				
18-1	1901740402	• SWITCH, button	1				
19	1512372001	ELBOW (with filter)	1				
	1420010110	• O-RING	1				
20	1515100111	ELBOW	5				
	1420010140	• O-RING	1				
22	0007213023	ADAPTOR	3				
	1420010140	• O-RING	1				
23	1650202300	CAP	1				
25	1700000033	SWITCH, limit	1				
29	1110040630	SCREW, cap	4				
30	0003600090	WASHER	2				
31	1130040012	NUT	2				
32	1214000008	PIN, snap	2				
33	1130040010	NUT	1				
34	1100090820	BOLT	6				
35	1140090008	WASHER, spring	6				
36	1141190008	WASHER	11				
37	1130090008	NUT	2				
38	1213000832	PIN, spring	1				
39	1213000836	PIN, spring	1				
40	1141190006	WASHER	4				
41	1130090006	NUT	4				
42	1533207020	U-BOLT	1				
45	0575100536	SPACER	1				
47	1141110012	WASHER	1				
48	1140020012	WASHER, spring	1				
49	1101041225	BOLT	1				
50	0565102405	BEARING	2				
51	1100041025	BOLT	2				
52	1100041065	BOLT	1				
53	1140020010	WASHER, spring	3				
54	1141110010	WASHER	3				
	N2B050						



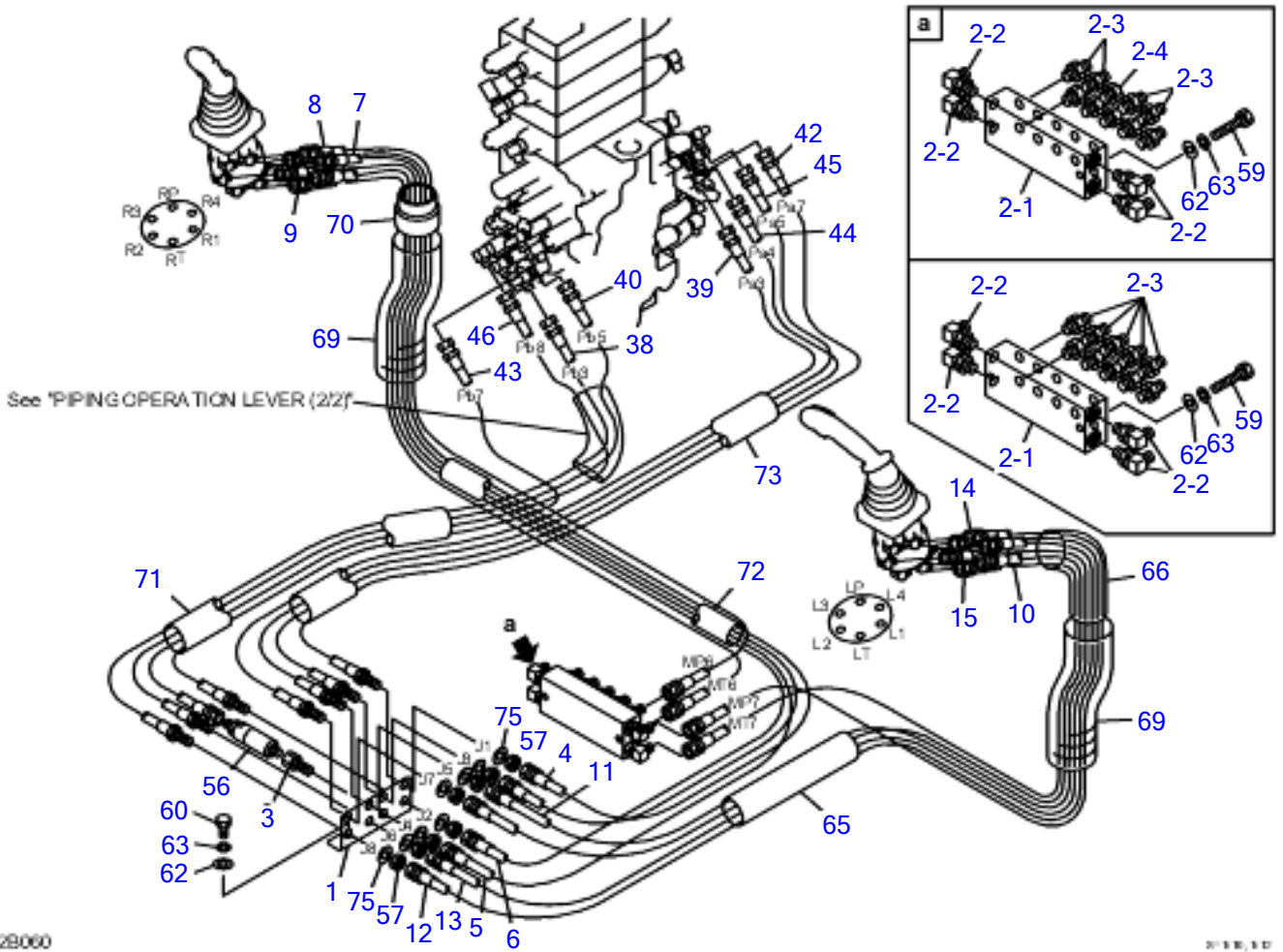
L3B090

S=1/5

ARM REST

Item	Part number	Description	Q'ty	Chan.	Serial No.	Serv.	Remarks
		REST ASSY, arm					X05636-00000-2
3	0563600300	REST, arm	1				
5	1110090820	SCREW, cap	3				
6	1140490008	WASHER, spring	3				
7	1141190008	WASHER	3				
	L3b090						

TB1140 Book No. BN2Z001 S/N 51420001-
 PIPING; OPERATION LEVER (1/2) (ISO pattern)

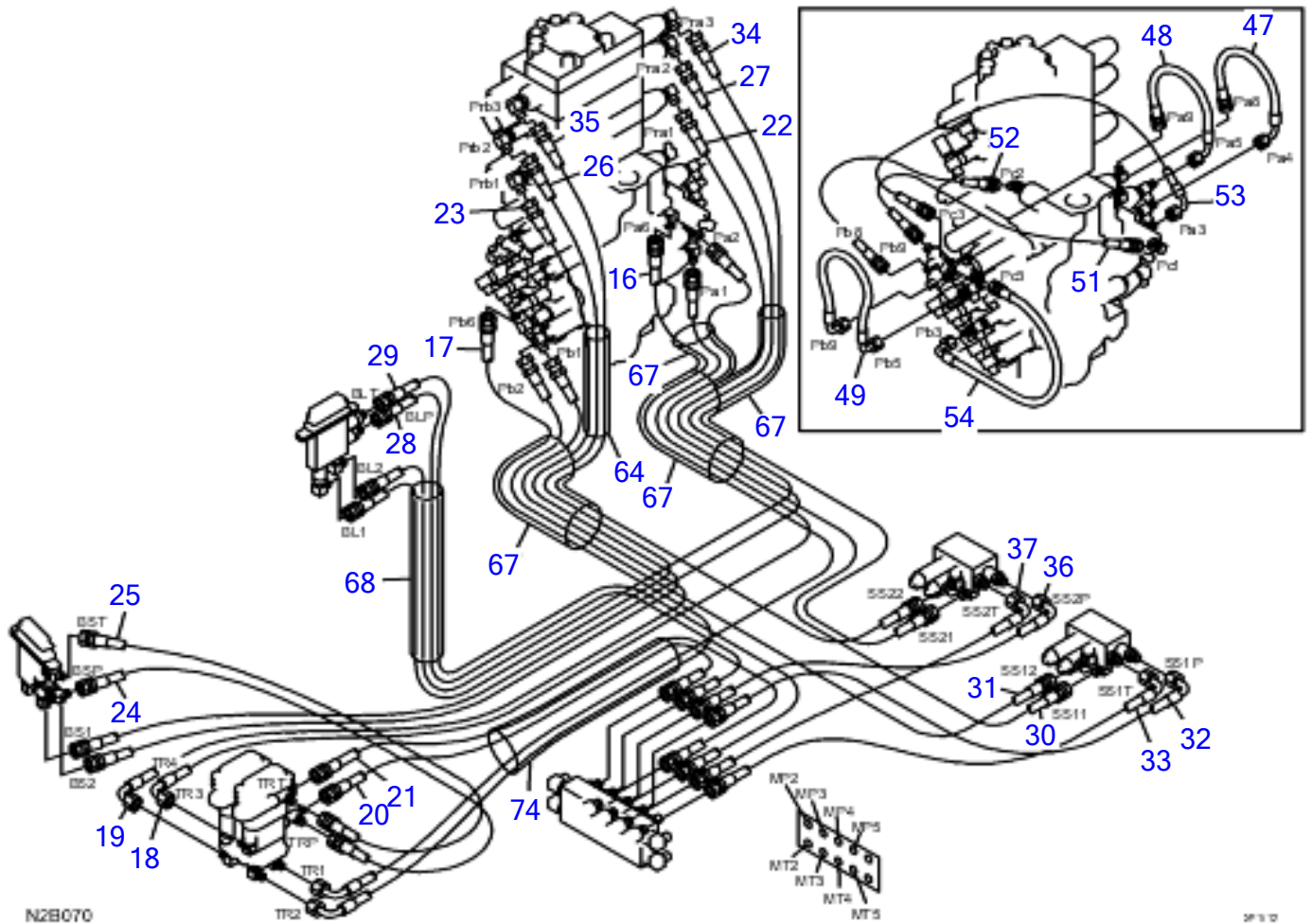


PIPING; OPERATION LEVER (1/2) (ISO pattern)

Item	Part number	Description	Q'ty	Chan.	Serial No.	Serv.	Remarks
		PIPING ASSY					X05771-05000-6
		PIPING ASSY (with 2nd aux. line)					X05771-05500-6
1	0577105010	BRACKET	1				
2	0577102020	MANIFOLD ASSY	1				standerd
	0577101020	MANIFOLD ASSY	1				with 2nd aux. line
2-1	0577101021	· MANIFOLD	1				
2-2	1515010041	· ELBOW	4				
	1420010140	· · O-RING	1				
2-3	1515600201	· ADAPTOR	8				standerd
	1420010140	· · O-RING	1				
	1515600201	· ADAPTOR	10				with 2nd aux. line
	1420010140	· · O-RING	1				
2-4	1501750003	· PLUG	2				standerd
	1420010140	· · O-RING	1				
3	0577101030	ADAPTOR	1				
4	0577105040	HOSE ASSY	1				18010-23175
5	0577101050	HOSE ASSY	1				18010-23185
6	0577105060	HOSE ASSY	1				18010-23175
7	0577101070	HOSE ASSY	1				18010-23185
8	0577101080	HOSE ASSY	1				18010-23132
9	0577101090	HOSE ASSY	1				18010-23134
10	0577101100	HOSE ASSY	1				18010-23165
11	0577101110	HOSE ASSY	1				18010-23155
12	0577101120	HOSE ASSY	1				18010-23165
13	0577101130	HOSE ASSY	1				18010-23165
14	0577101140	HOSE ASSY	1				18010-23112
15	0577101150	HOSE ASSY	1				18010-23114
38	0577101550	HOSE ASSY	1				
39	0577101560	HOSE ASSY	1				
40	0577101570	HOSE ASSY	1				
42	0577101420	HOSE ASSY	1				
43	0577101430	HOSE ASSY	1				
44	0577101440	HOSE ASSY	1				
45	0577101450	HOSE ASSY	1				
46	0577101460	HOSE ASSY	1				18010-23138
56	1901744700	VALVE, shock-less	1				
57	0007200154	NUT	8				
59	1100041060	BOLT	2				
60	1100041020	BOLT	2				
62	1141110010	WASHER	2				
63	1140020010	WASHER, spring	4				
65	1531350030	PROTECTOR	1				sold by the meter
66	1531350050	PROTECTOR	1				sold by the meter
69	1567526545	PROTECTOR	2				sold by the meter
70	1567536500	CUFF	1				
71	1531360080	protector	1				
72	1531350080	PROTECTOR	1				sold by the meter
73	1531360100	PROTECTOR	2				sold by the meter
75	1141110018	WASHER	8				

N2B060

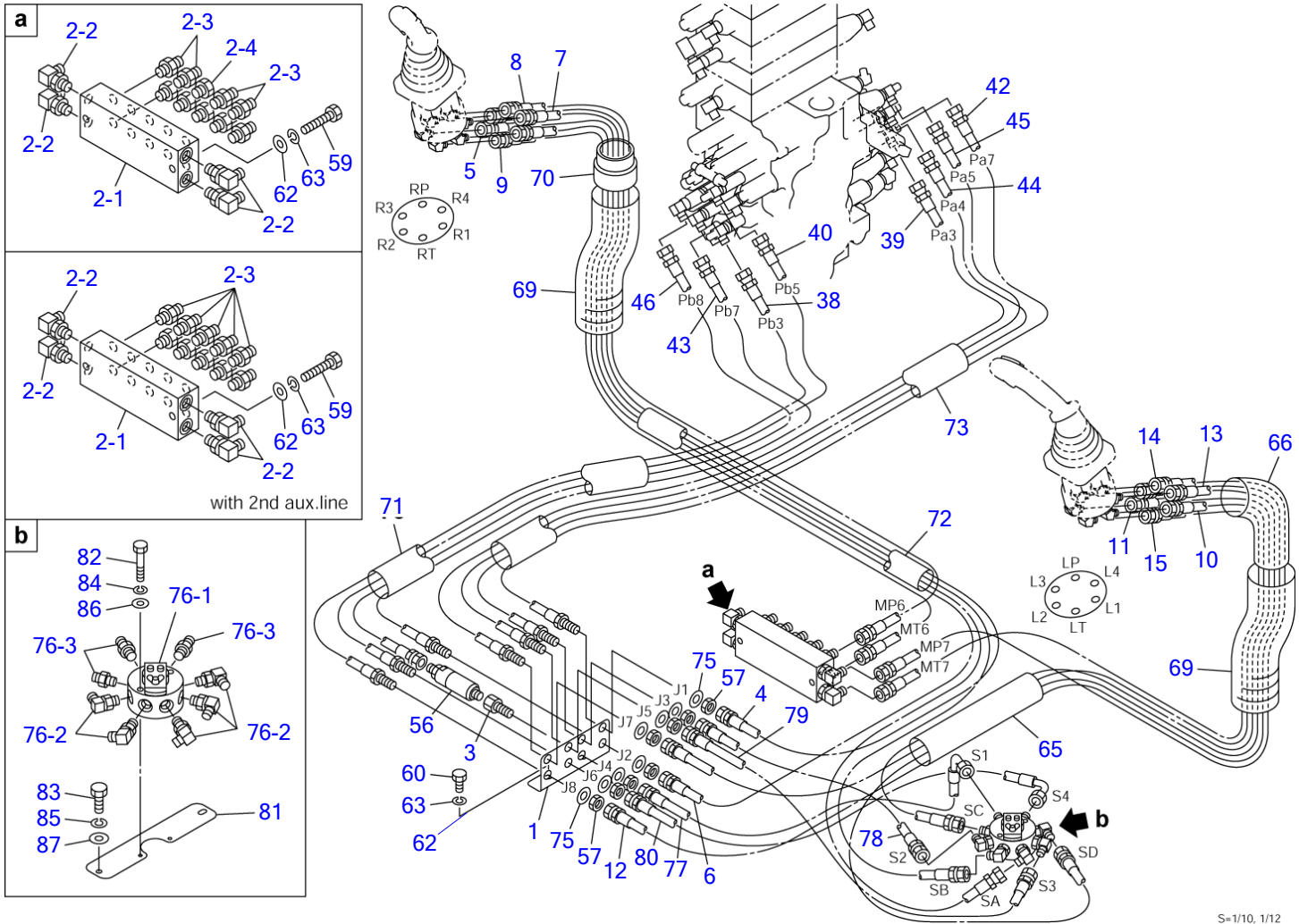
TB1140 Book No. BN2Z001 S/N 51420001-
 PIPING; OPERATION LEVER (2/2) (ISO pattern)



PIPING; OPERATION LEVER (2/2) (ISO pattern)

Item	Part number	Description	Q'ty	Chan.	Serial No.	Serv.	Remarks
		PIPING ASSY					X05771-05000-6
		PIPING ASSY (with 2nd aux. line)					X05771-05500-6
16	0577101160	HOSE ASSY	1				18010-53195
17	0577101170	HOSE ASSY	1				18010-53175
18	0577101180	HOSE ASSY	1				18010-53185
19	0577101190	HOSE ASSY	1				18010-53170
20	0577101200	HOSE ASSY	1				18010-23088
21	0577101210	HOSE ASSY	1				18010-23090
22	0577101220	HOSE ASSY	1				18010-23205
23	0577101230	HOSE ASSY	1				18010-23175
24	0577101240	HOSE ASSY	1				18010-23065
25	0577101250	HOSE ASSY	1				18010-23065
26	0577101260	HOSE ASSY	1				18010-23155
27	0577101270	HOSE ASSY	1				18010-23175
28	0577101280	HOSE ASSY	1				18010-23114
29	0577101290	HOSE ASSY	1				18010-23122
30	0577101300	HOSE ASSY	1				18010-23160
31	0577101310	HOSE ASSY	1				18010-23126
32	0577101320	HOSE ASSY	1				18010-53058
33	0577101330	HOSE ASSY	1				18010-53056
34	0577101340	HOSE ASSY (18010-23180)	1				with 2nd aux. line
35	0577101350	HOSE ASSY (18010-23150)	1				with 2nd aux. line
36	0577101360	HOSE ASSY (18010-53040)	1				with 2nd aux. line
37	0577101370	HOSE ASSY (18010-53036)	1				with 2nd aux. line
47	0577101470	HOSE ASSY	1				18010-52054
48	0577101480	HOSE ASSY	1				18010-52040
49	0577100020	HOSE ASSY	1				
51	0577101510	HOSE ASSY	1				18010-22076
52	0577101520	HOSE ASSY	1				18010-22048
53	0577101530	HOSE ASSY	1				18010-52090
54	0577101540	HOSE ASSY	1				18010-52036
64	1531360025	PROTECTOR	1				
67	1531360020	PROTECTOR	4				sold by the meter
68	1567525045	PROTECTOR	1				sold by the meter
74	1531360050	PROTECTOR	1				sold by the meter
	N2B070						

TB1140 Book No. BN2Z001 S/N 51420001-
 PIPING; OPERATION LEVER (1/2) (A-G pattern)

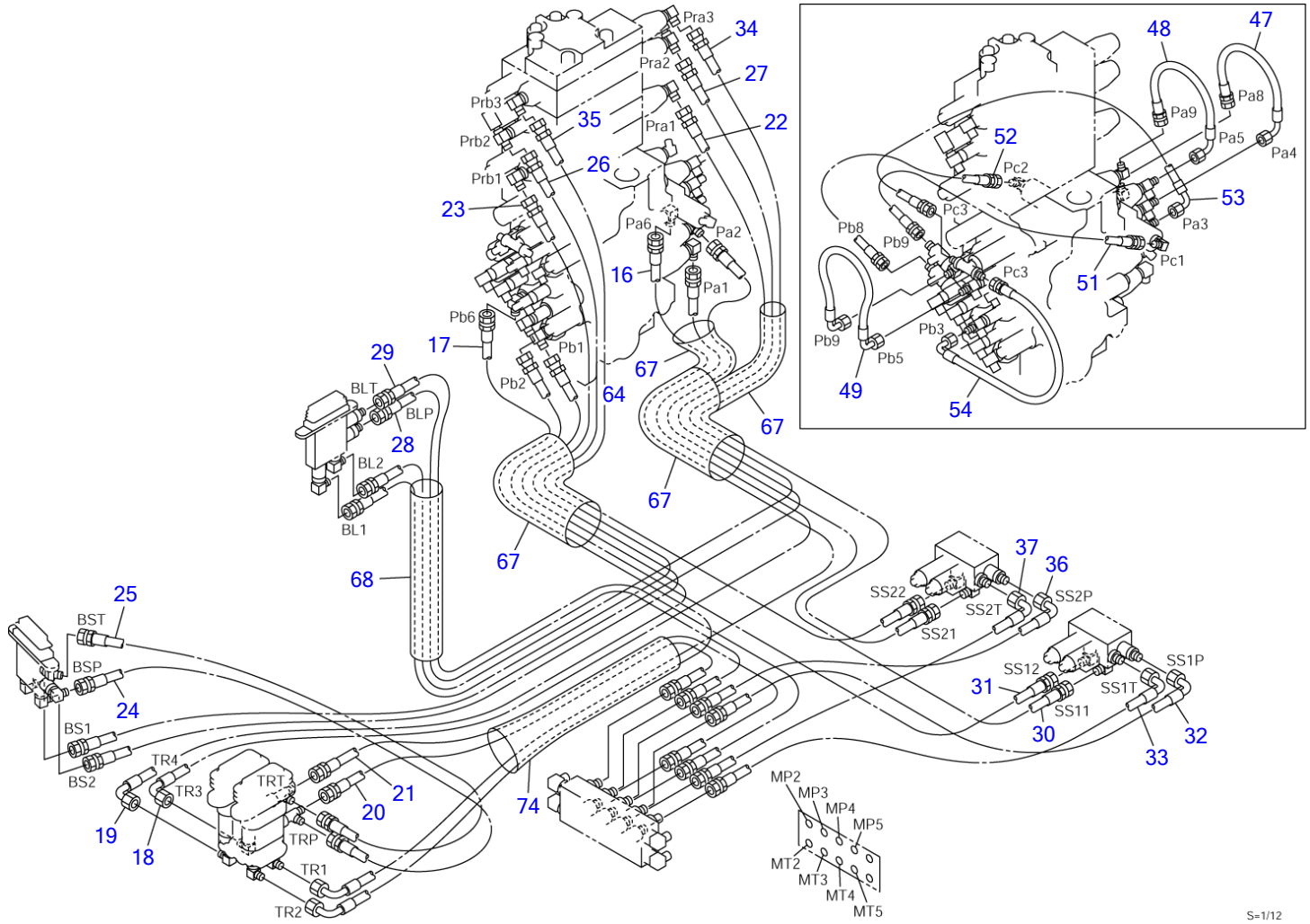


S-1/10, 1/12

PIPING; OPERATION LEVER (1/2) (A-G pattern)

Item	Part number	Description	Q'ty	Chan.	Serial No.	Serv.	Remarks
		PIPING ASSY					X05771-06000-7
		PIPING ASSY (with 2nd aux. line)					X05771-06500-7
1	0577105010	BRACKET	1				
2	0577102020	MANIFOLD ASSY	1				standerd
	0577101020	MANIFOLD ASSY	1				with 2nd aux. line
2-1	0577101021	· MANIFOLD	1				
2-2	1515010041	· ELBOW	4				
	1420010140	· · O-RING	1				
2-3	1515600201	· ADAPTOR	8				standerd
	1420010140	· · O-RING	1				
	1515600201	· ADAPTOR	10				with 2nd aux. line
	1420010140	· · O-RING	1				
2-4	1501750003	· PLUG	2				standerd
	1420010140	· · O-RING	1				
3	0577101030	ADAPTOR	1				
4	0577105040	HOSE ASSY	1				18010-23175
5	0577103050	HOSE ASSY	1				18010-23205
6	0577105060	HOSE ASSY	1				18010-23175
7	0577103070	HOSE ASSY	1				18010-23195
8	0577101080	HOSE ASSY	1				18010-23132
9	0577101090	HOSE ASSY	1				18010-23134
10	0577101100	HOSE ASSY	1				18010-23165
11	0577103110	HOSE ASSY	1				18010-23155
12	0577101120	HOSE ASSY	1				18010-23165
13	0577103130	HOSE ASSY	1				18010-23190
14	0577101140	HOSE ASSY	1				18010-23112
15	0577101150	HOSE ASSY	1				18010-23114
38	0577101550	HOSE ASSY	1				
39	0577101560	HOSE ASSY	1				
40	0577101570	HOSE ASSY	1				
42	0577101420	HOSE ASSY	1				
43	0577101430	HOSE ASSY	1				
44	0577101440	HOSE ASSY	1				
45	0577101450	HOSE ASSY	1				
46	0577101460	HOSE ASSY	1				18010-23138
56	1901744700	VALVE, shock-less	1				
57	0007200154	NUT	8				
59	1100041060	BOLT	2				
60	1100041016	BOLT	2				
62	1141110010	WASHER	2				
63	1140020010	WASHER, spring	4				
65	1531350030	PROTECTOR	1				sold by the meter
66	1531350050	PROTECTOR	1				sold by the meter
69	1567526545	PROTECTOR	2				sold by the meter
70	1567536500	CUFF	1				
71	1531360080	PROTECTOR	1				
72	1531350080	PROTECTOR	1				sold by the meter
73	1531360100	PROTECTOR	2				sold by the meter
75	1141110018	WASHER	8				
76	X *****	VALVE ASSY, selector	1				X05771-03760-0
76-1	1901730500	· VALVE, selector	1				
76-2	1515010130	· ELBOW	5				
	1420010110	· · O-RING	1				
76-3	1515600571	· ADAPTOR	3				
	1420010110	· · O-RING	1				
77	0577103770	HOSE ASSY	1				18010-53032
78	0577103780	HOSE ASSY	1				18010-23031
79	0577103790	HOSE ASSY	1				18010-23054
80	0577103800	HOSE ASSY	1				18010-53034
81	0377103300	PLATE	1				
82	1100040650	BOLT	2				
83	1100040820	BOLT	2				
84	1140020006	WASHER, spring	2				
85	1140020008	WASHER, spring	2				
86	1141110006	WASHER	2				
87	1141110008	WASHER	2				
	N2B080						

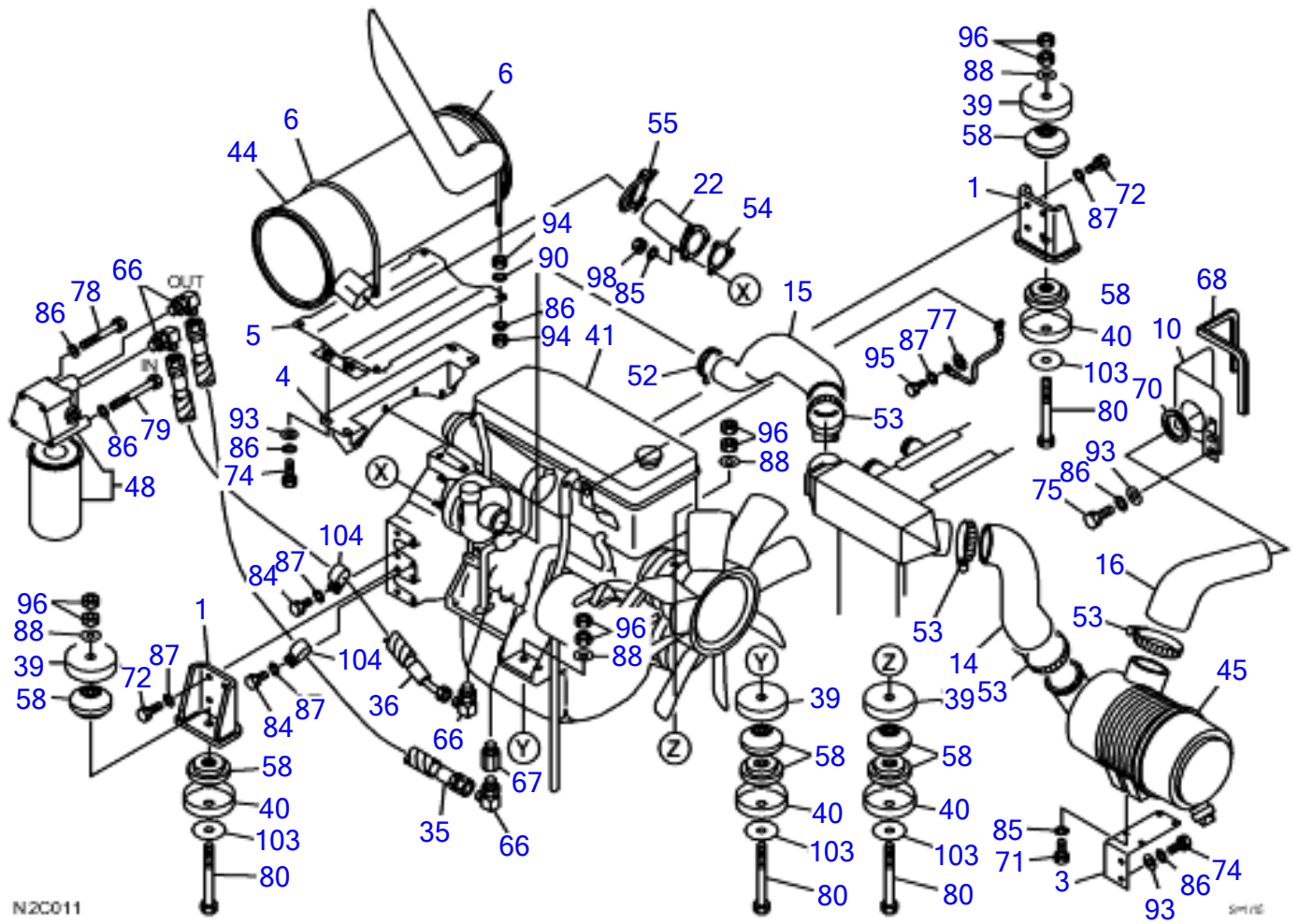
TB1140 Book No. BN2Z001 S/N 51420001-
 PIPING; OPERATION LEVER (2/2) (A-G pattern)



S=1/12

PIPING; OPERATION LEVER (2/2) (A-G pattern)

Item	Part number	Description	Q'ty	Chan.	Serial No.	Serv.	Remarks
		PIPING ASSY					X05771-06000-7
		PIPING ASSY (with 2nd aux. line)					X05771-06500-7
16	0577101160	HOSE ASSY	1				18010-53195
17	0577101170	HOSE ASSY	1				18010-53175
18	0577101180	HOSE ASSY	1				18010-53185
19	0577101190	HOSE ASSY	1				18010-53170
20	0577101200	HOSE ASSY	1				18010-23088
21	0577101210	HOSE ASSY	1				18010-23090
22	0577101220	HOSE ASSY	1				18010-23205
23	0577101230	HOSE ASSY	1				18010-23175
24	0577101240	HOSE ASSY	1				18010-23065
25	0577101250	HOSE ASSY	1				18010-23065
26	0577101260	HOSE ASSY	1				18010-23155
27	0577101270	HOSE ASSY	1				18010-23175
28	0577101280	HOSE ASSY	1				18010-23114
29	0577101290	HOSE ASSY	1				18010-23122
30	0577101300	HOSE ASSY	1				18010-23160
31	0577101310	HOSE ASSY	1				18010-23126
32	0577101320	HOSE ASSY	1				18010-53058
33	0577101330	HOSE ASSY	1				18010-53056
34	0577101340	HOSE ASSY (18010-23180)	1				with 2nd aux. line
35	0577101350	HOSE ASSY (18010-23150)	1				with 2nd aux. line
36	0577101360	HOSE ASSY (18010-53040)	1				with 2nd aux. line
37	0577101370	HOSE ASSY (18010-53036)	1				with 2nd aux. line
47	0577101470	HOSE ASSY	1				18010-52054
48	0577101480	HOSE ASSY	1				18010-52040
49	0577100020	HOSE ASSY	1				
51	0577101510	HOSE ASSY	1				18010-22076
52	0577101520	HOSE ASSY	1				18010-22048
53	0577101530	HOSE ASSY	1				18010-52090
54	0577101540	HOSE ASSY	1				18010-52036
64	1531360025	PROTECTOR	1				
67	1531360020	PROTECTOR	4				sold by the meter
68	1567525045	PROTECTOR	1				sold by the meter
74	1531360050	PROTECTOR	1				sold by the meter
	N2B090						

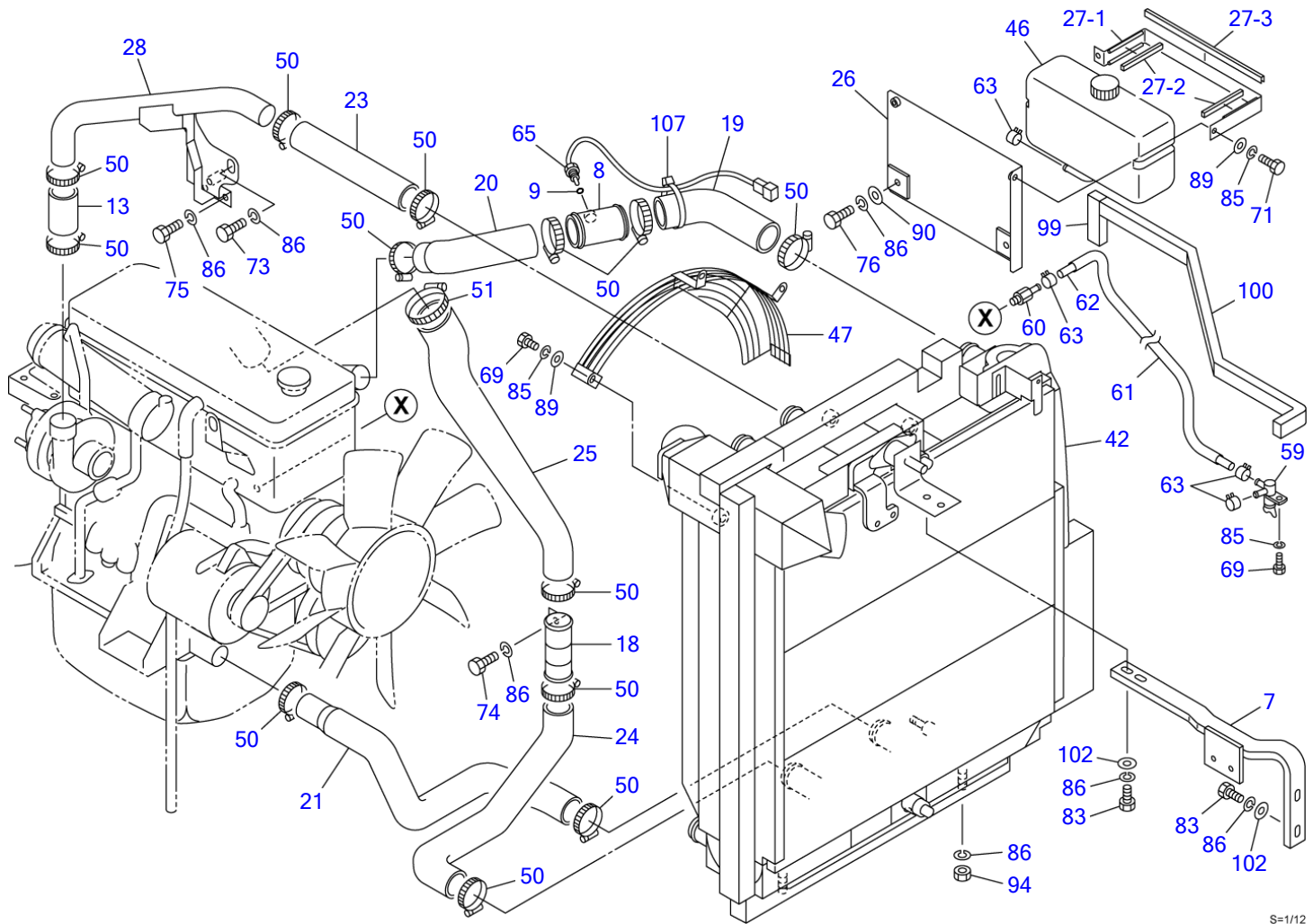


ENGINE & ACCESSORIES (1/3)

Item	Part number	Description	Q'ty	Chan.	Serial No.	Serv.	Remarks
		ENGINE ASSY					X05740-02900-0
1	0574002310	FOOT, engine	2			M	
3	0574000120	BRACKET	1				
4	0574002680	BRACKET	1			M	
5	0574002690	BRACKET	1			M	
6	0574000150	U-BOLT	2				
10	0574002980	COVER	1				
14	0574002920	HOSE	1			M	
15	0574002930	HOSE	1			M	
16	0574000250	HOSE	1				
22	0574002350	PIPE	1			M	
35	0574002530	HOSE ASSY	1			M	
36	0574002540	HOSE ASSY	1			M	
39	0564017460	STOPPER	4				
40	0564017470	STOPPER	4				
41	1910257001	ENGINE	1			M	ISUZU BB-4BG1T
44	1910257005	MUFFLER	1			M	ISUZU F-10907001-F
45	1910188007	CLEANER, air	1				ISUZU F-10507005-F
48	1910188032	FILTER, oil	1				ISUZU 897324-3861
52	1533701250	BAND	1			M	
53	1533700113	BAND	4				
54	1910188030	GASKET	1				ISUZU 894369-0210
55	1533300063	CLAMP	1				
58	1651030010	RUBBER, cushion	8				
66	1515010043	ELBOW	4				
	1420010240	· O-RING	1				
67	0007213034	BUSHING	1				
68	1654619059	SEAL	1				
70	1654606025	SEAL	1				
71	1100040820	BOLT	4				
72	1100041230	BOLT	8			M	
74	1100041025	BOLT	6				
75	1100041020	BOLT	2				
77	1140330012	WASHER	1			M	
78	1100141010	BOLT	2				
79	1100141040	BOLT	2				
80	1100141660	BOLT	4			M	
84	1100041220	BOLT	8				
85	1140020008	WASHER, spring	7				
86	1140020010	WASHER, spring	12				
87	1140020012	WASHER, spring	11				
88	1140020016	WASHER, spring	4				
90	1141110010	WASHER	4				
93	0003600020	WASHER	6				
94	1130040010	NUT	8				
95	1100041220	BOLT	1				
96	1130040016	NUT	8				
98	1130040008	NUT	3				
103	0882400190	WASHER	4			M	
104	1711900122	CLAMP	2			M	

N2C011

TB1140 Book No. BN2Z001 S/N 51420001-
ENGINE & ACCESSORIES (2/3)

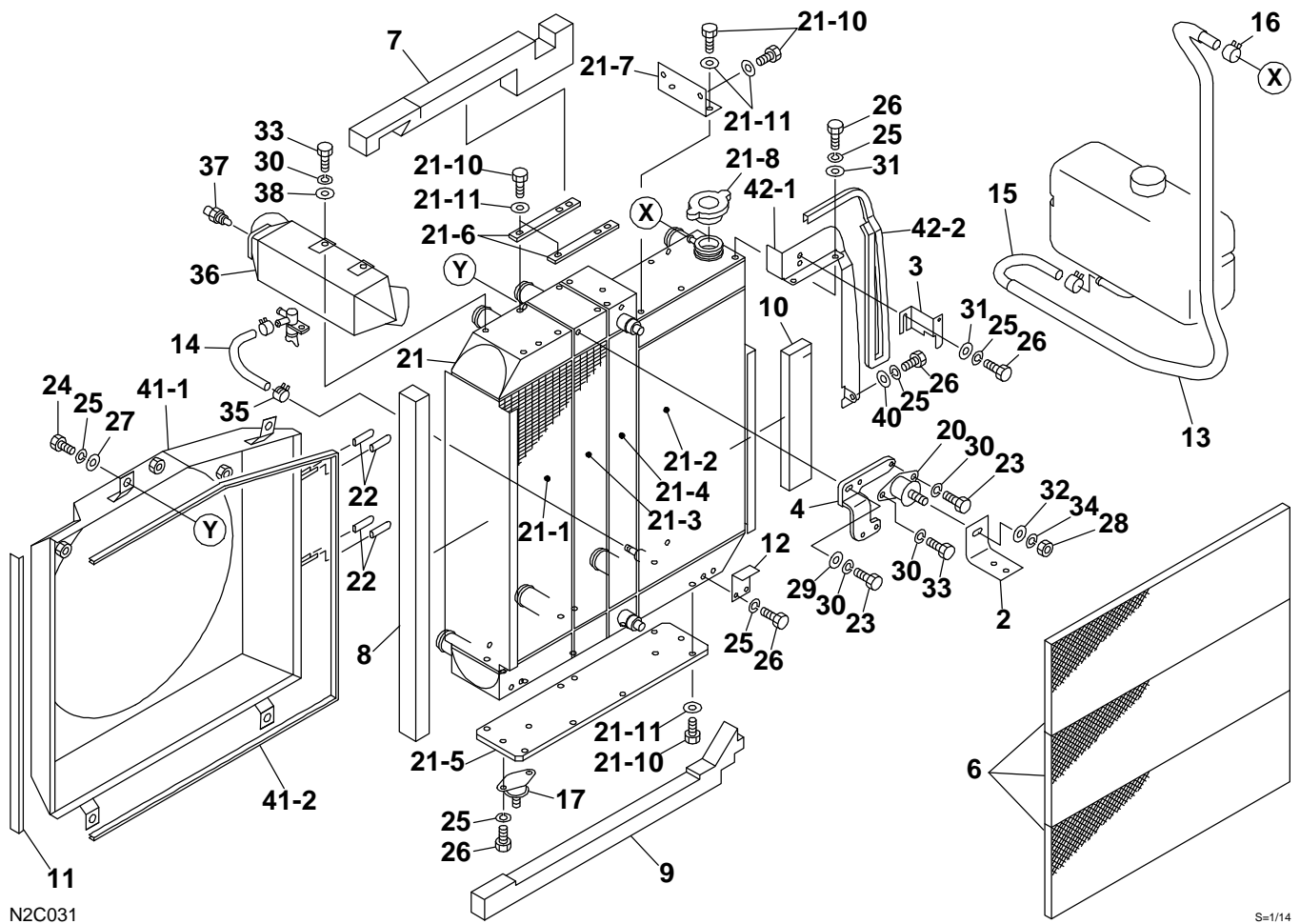


S-1/12

ENGINE & ACCESSORIES (2/3)

Item	Part number	Description	Q'ty	Chan.	Serial No.	Serv.	Remarks
		ENGINE ASSY					X05740-02900-0
7	0574002740	BRACKET	1			M	
8	0574002550	JOINT	1			M	
9	1420000100	O-RING	1				
13	0574002430	HOSE	1			M	
18	0574002490	PIPE	1			M	
19	0574002390	HOSE	1			M	
20	0574002400	HOSE	1			M	
21	0574002910	HOSE	1			M	
23	0574002440	HOSE	1			M	
24	0574002450	HOSE	1			M	
25	0574002460	HOSE	1			M	
26	0574002500	BRACKET	1			M	
27	0574000650	HOLDER ASSY	1				
27-1	0574000360	· HOLDER	1				
27-2	1654318010	· SPONGE	2				sold by the meter
27-3	1654601030	· SPONGE	1				sold by the meter
28	0574002480	PIPE	1			M	
42	X *****	RADIATOR ASSY	1				see page (3/3) X05740-02800-0
46	1910188020	TANK, sub	1				ISUZU 1-21480029-1
47	0574002710	GUARD, fun	1			M	
50	1533700061	BAND	13				
51	1533700081	BAND	1				
59	1911900004	VALVE, drain	1			M	
60	0882401210	ADAPTOR	1			M	
61	1531118077	HOSE	1			M	sold by the meter
62	1530808085	HOSE	1			M	sold by the meter
63	1533120512	BAND	3			M	
65	1700100046	SENSOR	1				
69	1100040816	BOLT	4				
71	1100040820	BOLT	2				
73	1100041050	BOLT	1				
74	1100041025	BOLT	1				
75	1100041020	BOLT	2				
76	1100041016	BOLT	1				
83	1100041040	BOLT	4				
85	1140020008	WASHER, spring	6				
86	1140020010	WASHER, spring	12				
89	1141110008	WASHER	4				
90	1141110010	WASHER	2				
94	1130040010	NUT	2				
99	0574002175	SPONGE	1				
100	0574002176	SPONGE	1				
102	0003600025	WASHER	4				
107	1652231250	BAND	1				
	N2C021						

**TB1140 (P-T1140BCD) BN2Z002-1 S/N 51420001-
ENGINE & ACCESSORIES (3/3)**



N2C031

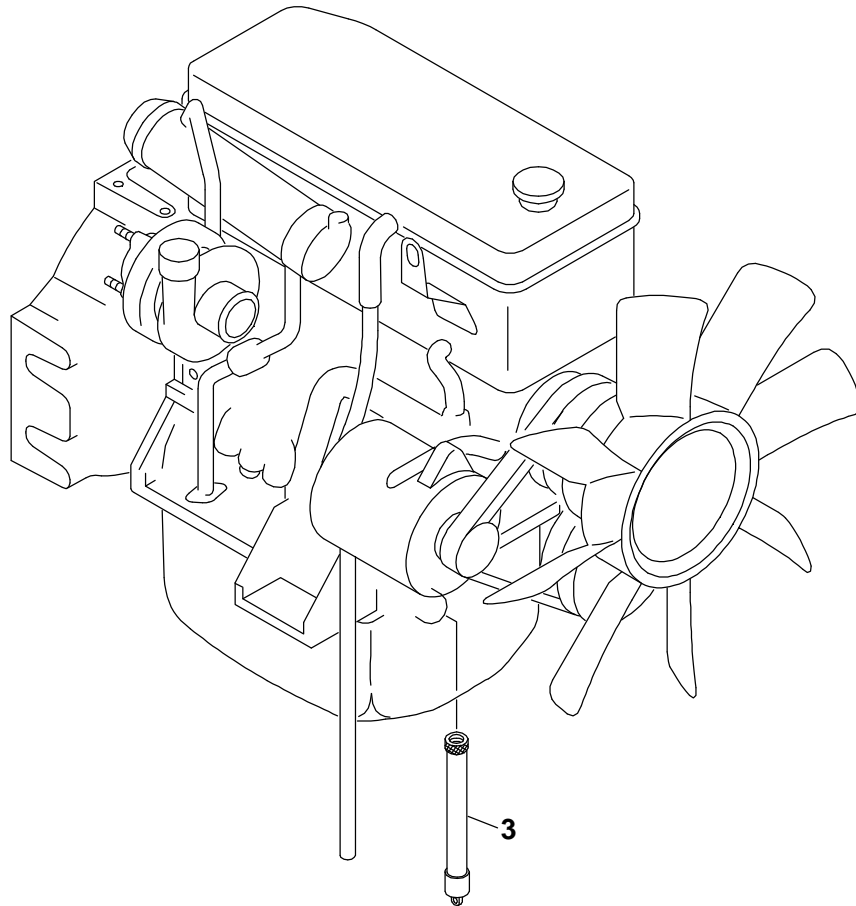
S=1/14

ENGINE & ACCESSORIES (3/3)

Item	Part number	Description	Q'ty	Chan.	Serial No.	Serv.	Remarks
0-42	X *****	RADIATOR ASSY	1				X05740-02800-0
2	0574002730	▪ BRACKET	1			M	
3	0574002640	▪ STOPPER	1			M	
4	0574002780	▪ BRACKET	1			M	
6	0574002620	▪ NET	3			M	
7	0574002720	▪ SPONGE	1			M	
8	0574002721	▪ SPONGE	1			M	
9	0574002722	▪ SPONGE	1			M	
10	0574002523	▪ SPONGE	1			M	
11	0574002724	▪ SPONGE	1			M	
12	0574002610	▪ STOPPER	2			M	
13	1531115070	▪ PROTECTOR	1			M	sold by the meter
14	1530808017	▪ HOSE	1			M	sold by the meter
15	1531407090	▪ HOSE	1			M	sold by the meter
16	1533120011	▪ BAND	1				
17	1651024007	▪ RUBBER, cushion	2				
20	1651024009	▪ RUBBER, cushion	1			M	
21	1911300250	▪ RADIATOR & OIL COOLER	1			M	
	1911300550	* RADIATOR & OIL COOLER	1				
21-1	1911300251	▪ ▪ OIL COOLER	1			M	
21-2	1911300252	▪ ▪ RADIATOR	1			M	
	1911300552	* * RADIATOR	1				
21-3	1911300253	▪ ▪ INTER COOLER	1			M	
21-4	1911300254	▪ ▪ CONDENSER	1			M	
21-5	1911300255	▪ ▪ MOUNTING	1			M	
21-6	1911300256	▪ ▪ MOUNTING	2			M	
21-7	1911300257	▪ ▪ MOUNTING	1			M	
21-8	1911300078	▪ ▪ CAP, radiator	1				
21-10	1110020825	▪ ▪ BOLT	18				
21-11	1140210005	▪ ▪ WASHER	18			M	
22	0872433150	▪ TUBE	2				
23	1100041030	▪ BOLT	2				
24	1100040820	▪ BOLT	4				
25	1140020008	▪ WASHER, spring	17				
26	1100040816	▪ BOLT	13				
27	0003609003	▪ WASHER	4				
28	1130040012	▪ NUT	1				
29	1141550010	▪ WASHER	1				
30	1140020010	▪ WASHER, spring	5				
31	1141110008	▪ WASHER	5				
32	1141550012	▪ WASHER	1				
33	1100041016	▪ BOLT	3				
34	1140020012	▪ WASHER, spring	1				
35	1533120512	▪ BAND	1			M	
36	0574002700	▪ PIPE	1			M	
37	1910230055	▪ SENSOR	1			M	
38	1141110010	▪ WASHER	2				
40	0003608252	* WASHER	2				
41	0574003050	* SHROUD ASSY	1				
41-1	0574002770	* * SHROUD	1				
41-2	1654606212	* * SEAL	1				
42	0574003040	* PLATE ASSY	1				
42-1	0574002510	* * PLATE	1				
42-2	1654606116	* * SEAL	1				

N2c031

**TB1140 (P-T1140BCD) BN2Z002-1 S/N 51420001-
DRAIN PLUG**

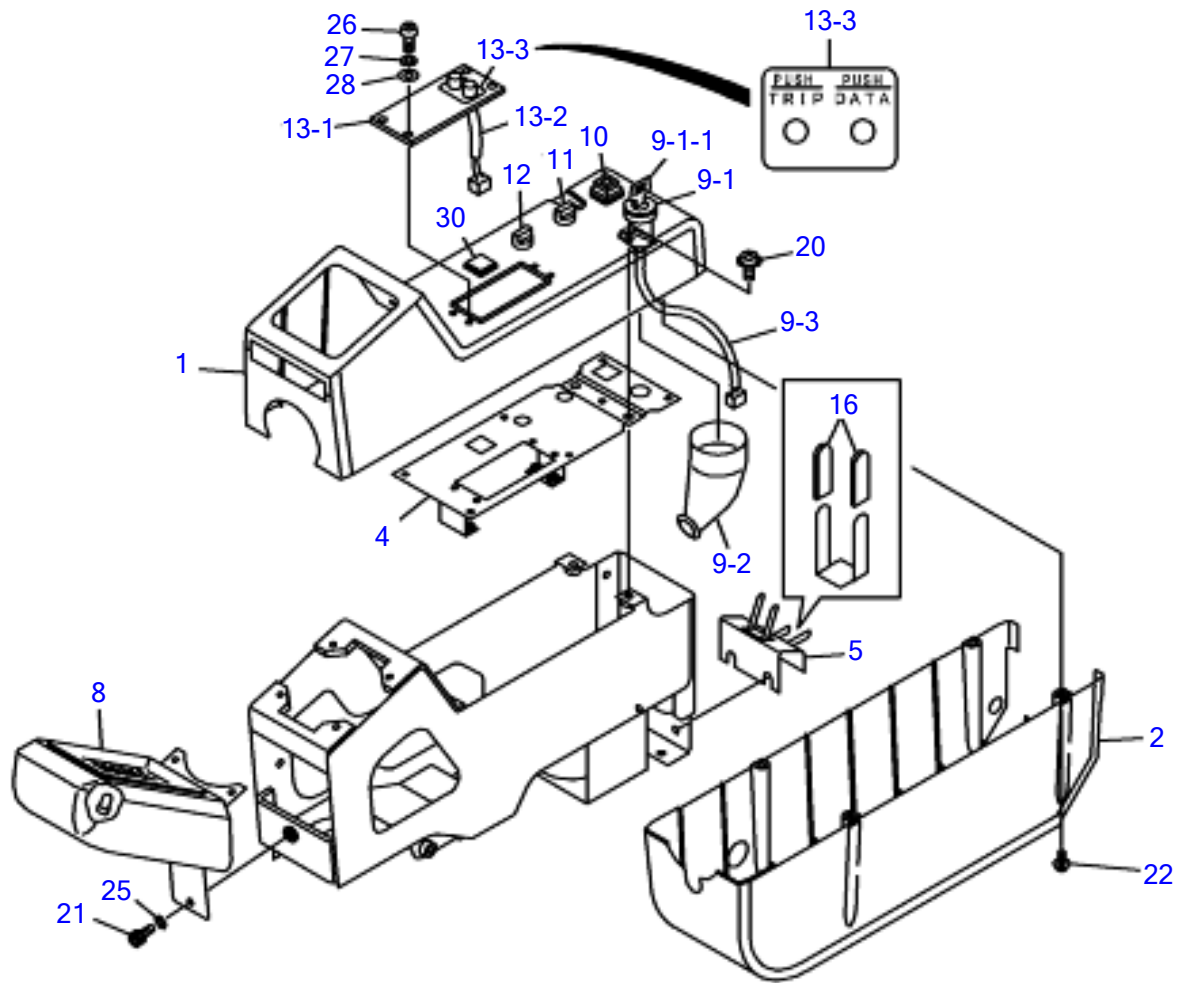


N2C091

S=1/8

DRAIN PLUG

Item	Part number	Description	Q'ty	Chan.	Serial No.	Serv.	Remarks
3	1554512600 N2C090	PLUG ASSY, drain TUBE	1				X05740-01000-1

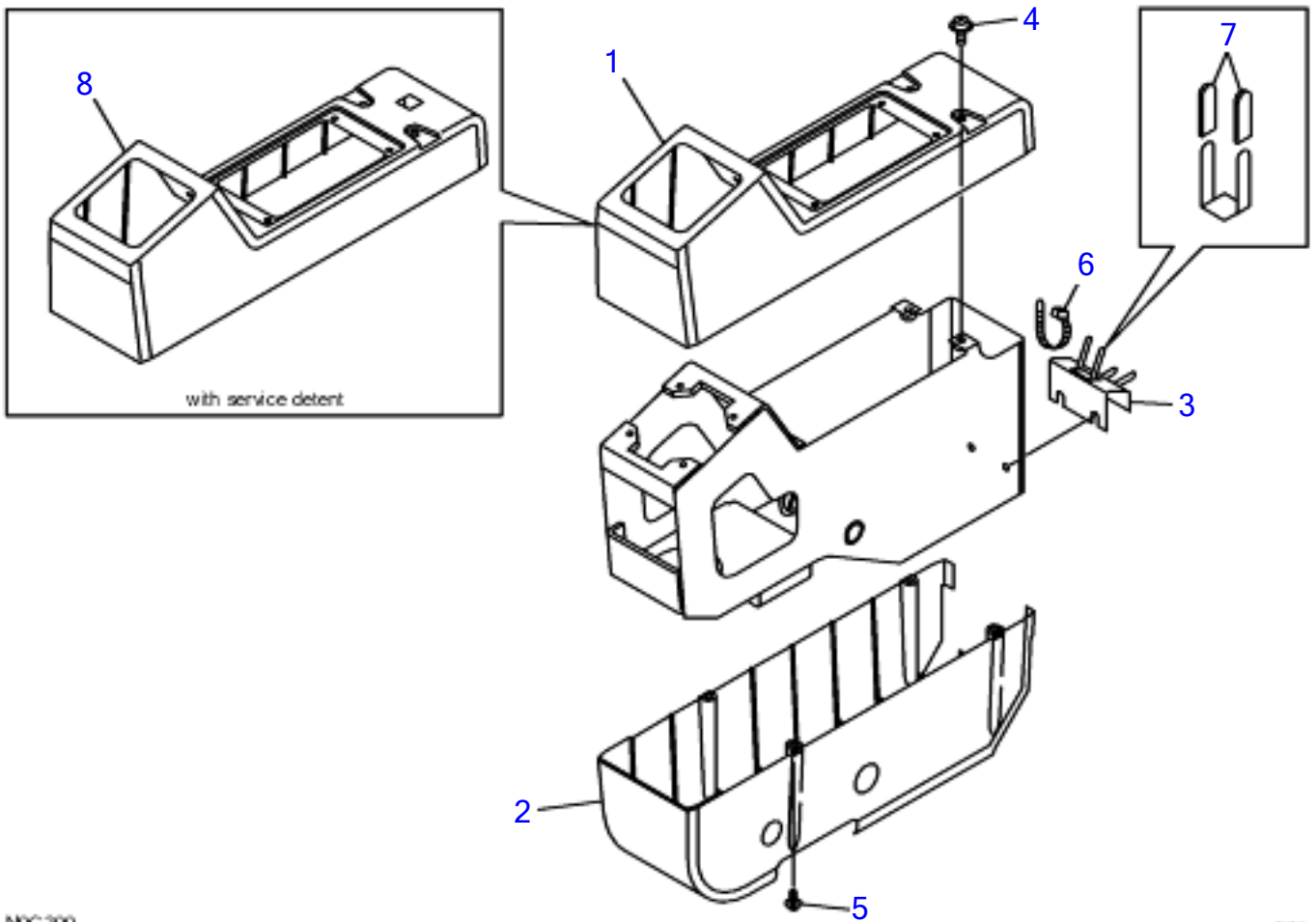


N2C041

2/10

CONTROL BOX (R.H.)

Item	Part number	Description	Q'ty	Chan.	Serial No.	Serv.	Remarks
		BOX ASSY, control (R.H.)					X05743-01100-0
1	0574301120	COVER (R.H.)	1			M	
2	0564318200	COVER	1				
4	0574301110	COVER (R.H.)	1			M	
5	0564320200	CLAMP (R.H.)	1				
8	1730141440	GAUGE, cluster	1			M	
9	0574300520	SWITCH ASSY, key	1				
9-1	1700100023	▪ SWITCH, starter	1				
9-1-1	1700100019	▪ KEY	1				
9-2	0870431821	▪ COVER	1				
9-3	0574300530	▪ HARNESS, wiring	1				
10	1700000041	SWITCH, lamp	1				
11	1700000010	SWITCH, lamp	1				
12	1700000009	SWITCH, wiper	1				
13	0574301130	PANEL ASSY, switch	1			M	
13-1	0574301140	▪ PLATE	1			M	
13-2	0574301150	▪ SWITCH ASSY	1			M	
13-3	0574301160	▪ PLATE	1			M	
16	0872433150	TUBE	4				
20	1150420816	BOLT, sems	4				
21	1110090816	SCREW, cap	1				
22	1150120412	SCREW	4				
25	1140490008	WASHER, spring	1				
26	1120530416	SCREW	4			M	
27	1140020004	SPRING WASHER	4				
28	1141110004	WASHER	4				
30	1700550024	ORNAMENT	1				
	N2c041						

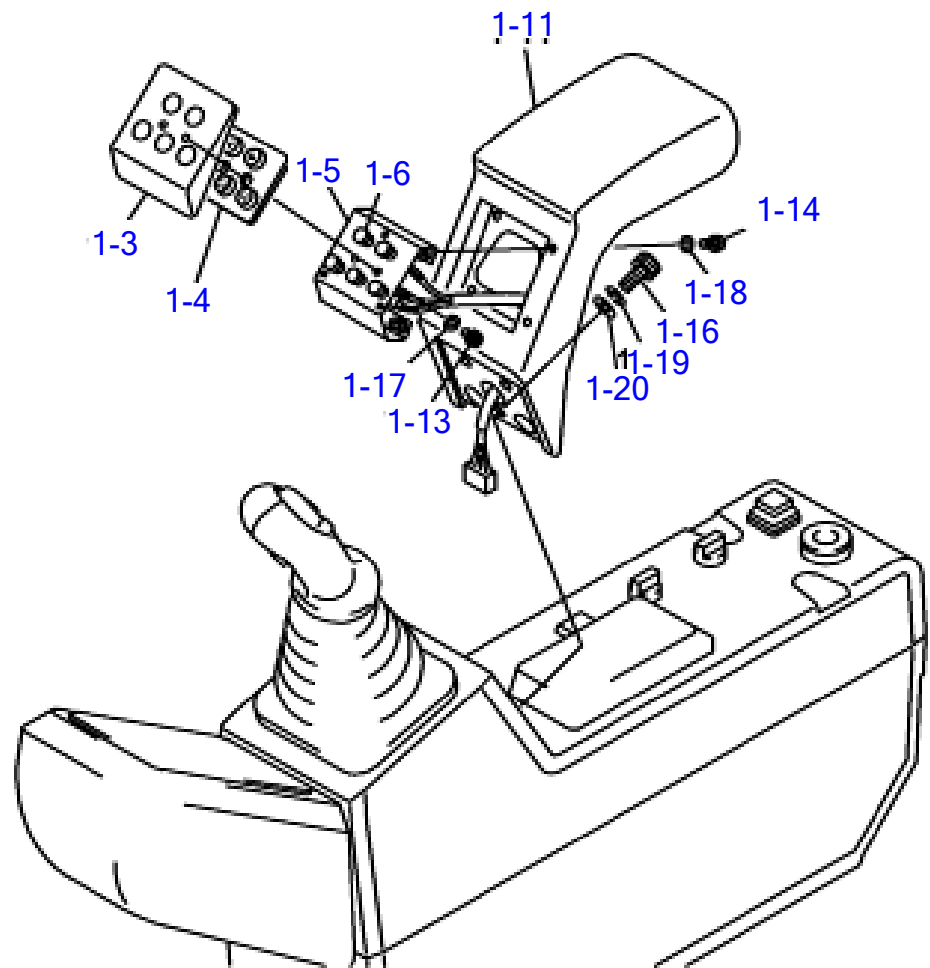


N0C300

2/10

CONTROL BOX (L.H.)

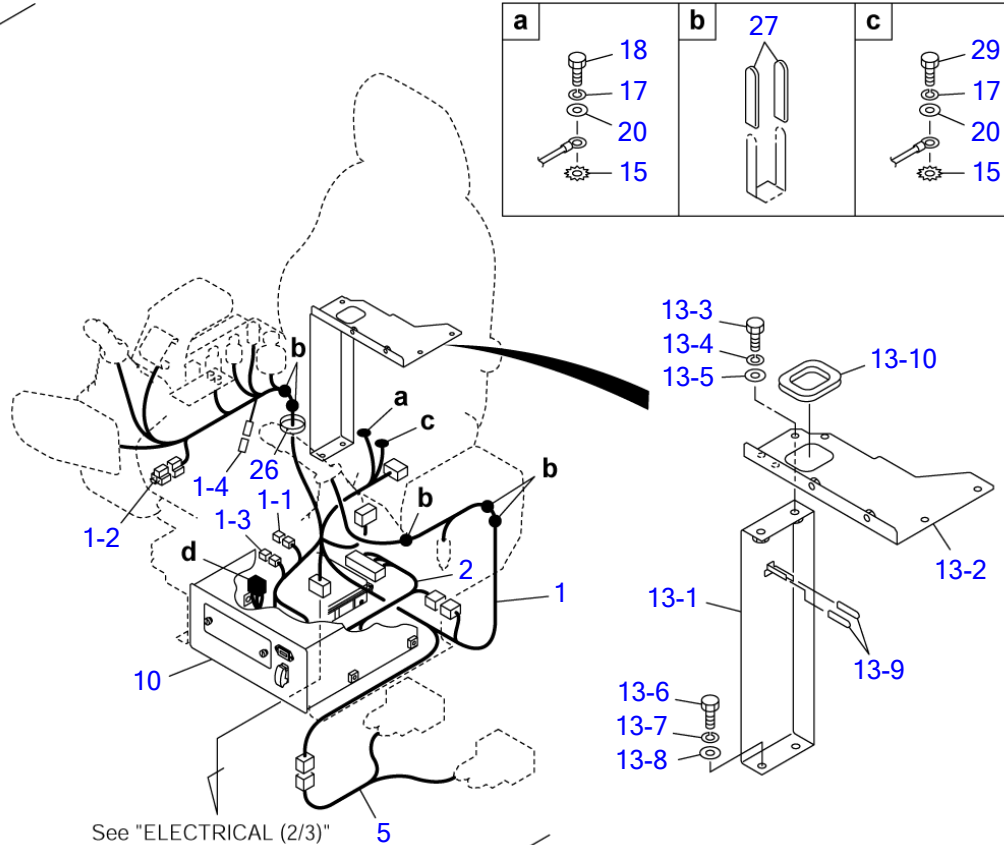
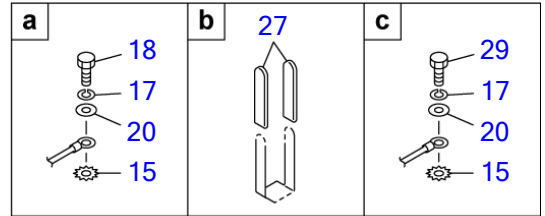
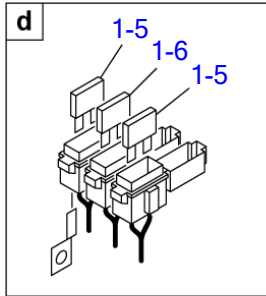
Item	Part number	Description	Q'ty	Chan.	Serial No.	Serv.	Remarks
		BOX ASSY, control (L.H.)					X05643-30000-1
1	0564319100	COVER (L.H.)	1				
2	0564328100	COVER	1				
3	0564319300	CLAMP	1				
4	1150420816	BOLT, sems	4				
5	1150120412	SCREW	4				
6	1652231100	BAND	1				
7	0872433150	CLAMP	4				
8	0564257002	LH COVER	1				
	NOC300						



N2C120

ENGINE CONTROL

Item	Part number	Description	Q'ty	Chan.	Serial No.	Serv.	Remarks
		ENGINE CONTROL ASSY					
1	0574100500	ARM REST ASSY	1				
1-3	0564115300	* COVER	1				
1-4	0564115400	* CAP	1				
1-5	0564115500	* BRACKET	1				
1-6	0574100510	* SWITCH ASSY	1				
1-11	0564116100	* RH ARM REST	1				
1-13	1120590406	* SCREW	2				
1-14	1120590512	* SCREW	4				
1-16	1110090820	* CAP SCREW	3				
1-17	1140090004	* SPRING WASHER	2				
1-18	1140090005	* SPRING WASHER	4				
1-19	1140490008	* SPRING WASHER	3				
1-20	1141190008	* WASHER	3				
	N2C120						

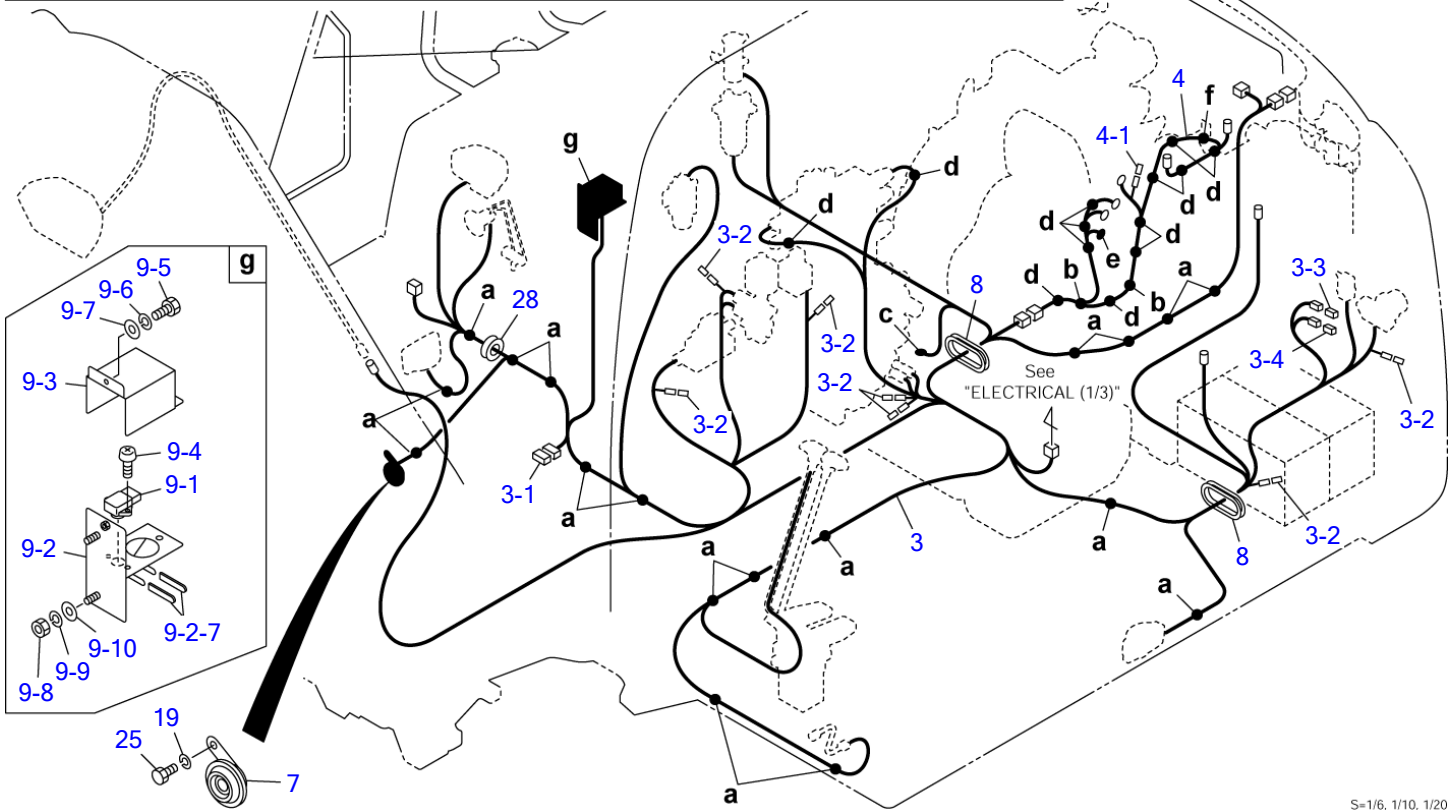
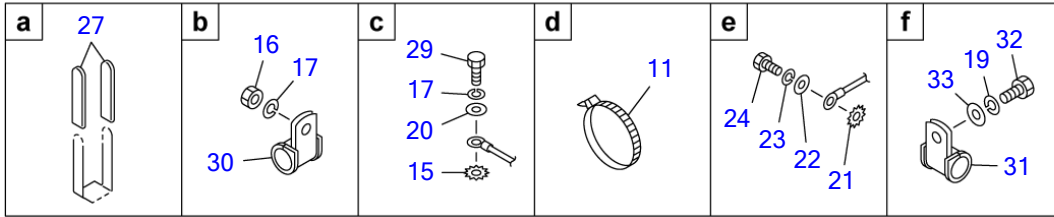


N2C050

S-1/6,1/10,1/15

ELECTRICAL (1/3)

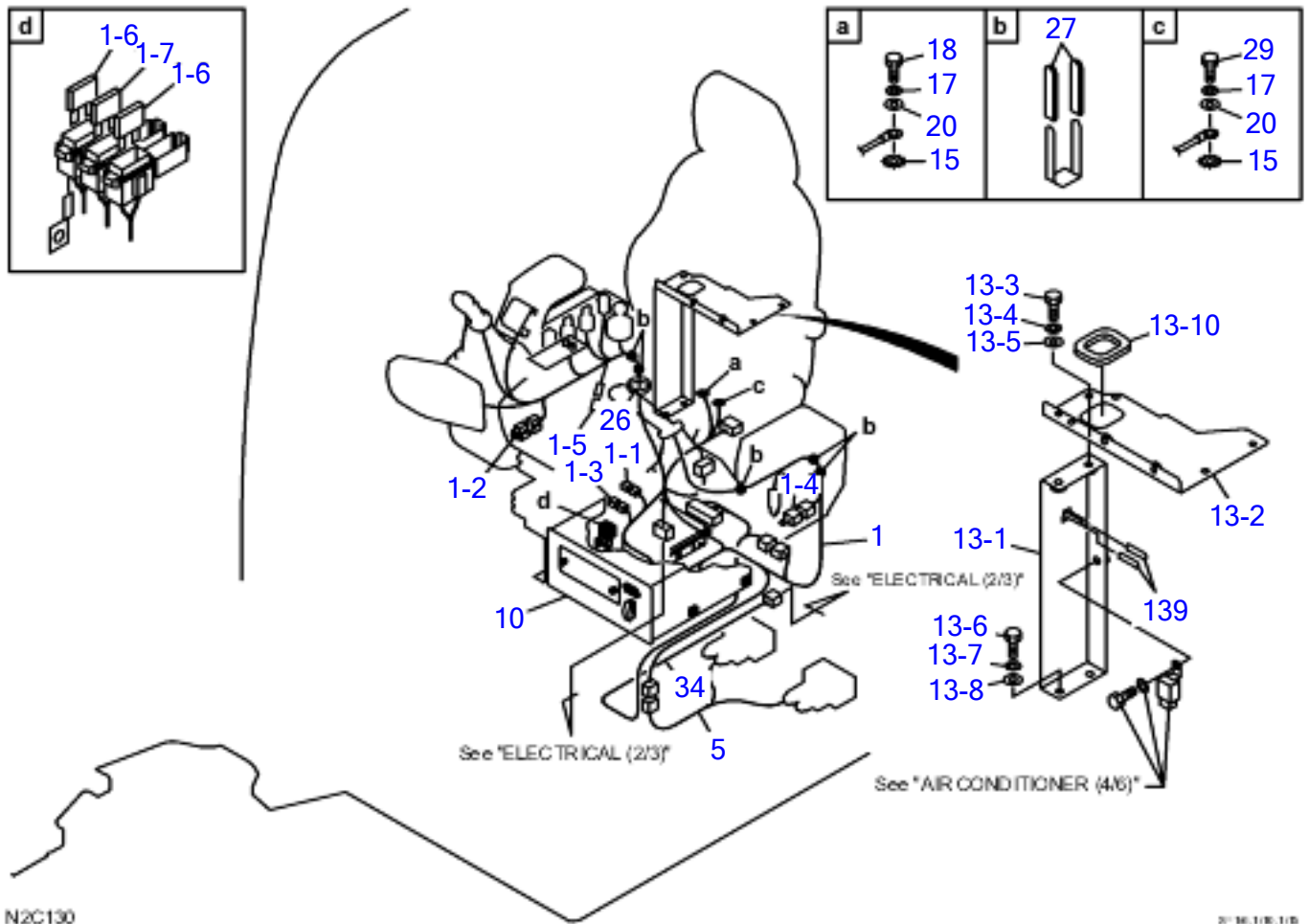
Item	Part number	Description	Q'ty	Chan.	Serial No.	Serv.	Remarks
		ELECTRICAL ASSY					X05742-02300-1
1	0574202370	HARNESS, wiring	1			M	
1-1	0574202380	▪ CONNECTOR, short	1			M	
1-2	0574202390	▪ RESISTER	1			M	
1-3	0574202400	▪ CONNECTOR, short	1			M	
1-4	1730500008	▪ DIODE (yellow)	1				3A
1-5	1701310010	▪ FUSE	2			M	10A
1-6	1701310020	▪ FUSE	1			M	20A
2	0574202440	HARNESS, wiring	1			M	
5	0574201740	HARNESS, wiring	1				
10	X *****	CONTROLLER ASSY	1				see page (3/3)
13	X *****	BRACKET ASSY	1				X05742-01970
13-1	0574201980	▪ BRACKET	1				
13-2	0574200140	▪ BRACKET	1				
13-3	1100040820	▪ BOLT	2				
13-4	1140020008	▪ WASHER, spring	2				
13-5	1141110008	▪ WASHER	2				
13-6	1100041025	▪ BOLT	2				
13-7	1140020010	▪ WASHER, spring	2				
13-8	1141110010	▪ WASHER	2				
13-9	0872433150	▪ TUBE	2				
13-10	1653917020	▪ TRIM	1				sold by the meter
15	1140330010	WASHER	2				
17	1140020010	WASHER, spring	2				
18	1100041016	BOLT	1				
20	1141110010	WASHER	2				
26	1652443640	BAND	1				
27	0872433150	TUBE	10				
29	1100041014	BOLT	1				
	N2c051						



S=1/6, 1/10, 1/20

ELECTRICAL (2/3)

Item	Part number	Description	Q'ty	Chan.	Serial No.	Serv.	Remarks
		ELECTRICAL ASSY					X05742-02300-1
3	0574202350	HARNASS, wiring	1			M	
3-1	0574202410	• CONNECTOR, short	1			M	
3-2	1730500008	• DIODE (yellow)	7				3A
3-3	1701330045	• LINK, fusible	1				45A
3-4	1701330075	• LINK, fusible	1				75A
4	0574202330	HARNASS, wiring	1			M	
4-1	1730500008	• DIODE (yellow)	1				3A
7	1703500824	HORN	1				
8	0574202420	GROMMET	2			M	
9	0574203100	SENSOR ASSY	1			M	X05742-03100-0
9-1	1910230127	• SENSOR	1			M	ISUZU 897217-7780
9-2	0574202610	• BRACKET	1			M	
9-2-7	0872433150	• • TUBE	2				
9-3	0574203120	• COVER	1			M	
9-4	1150120515	• SCREW	2			M	
9-5	1100040612	• BOLT	2				
9-6	1140020006	• WASHER, spring	2				
9-7	1141110006	• WASHER	2				
9-8	1130040010	• NUT	2				
9-9	1140020010	• WASHER, spring	2				
9-10	1141110010	• WASHER	2				
11	1652231250	BAND	13				
15	1140330010	WASHER	2				
16	1130040010	NUT	2				
17	1140020010	WASHER, spring	3				
19	1140020008	WASHER, spring	2				
20	1141110010	WASHER	1				
21	1140330006	WASHER	1				
22	1141110006	WASHER	1				
23	1140020006	WASHER, spring	1				
24	1100140610	BOLT	1				
25	1100040816	BOLT	1				
27	0872433150	TUBE	40				
28	0437200100	GUARD	1				
29	1100041014	BOLT	1				
30	1711900071	CLAMP	2				
31	1711900127	CLAMP	1				
32	1100040812	BOLT	1			M	
33	1141110008	WASHER	1				
	N2c061						

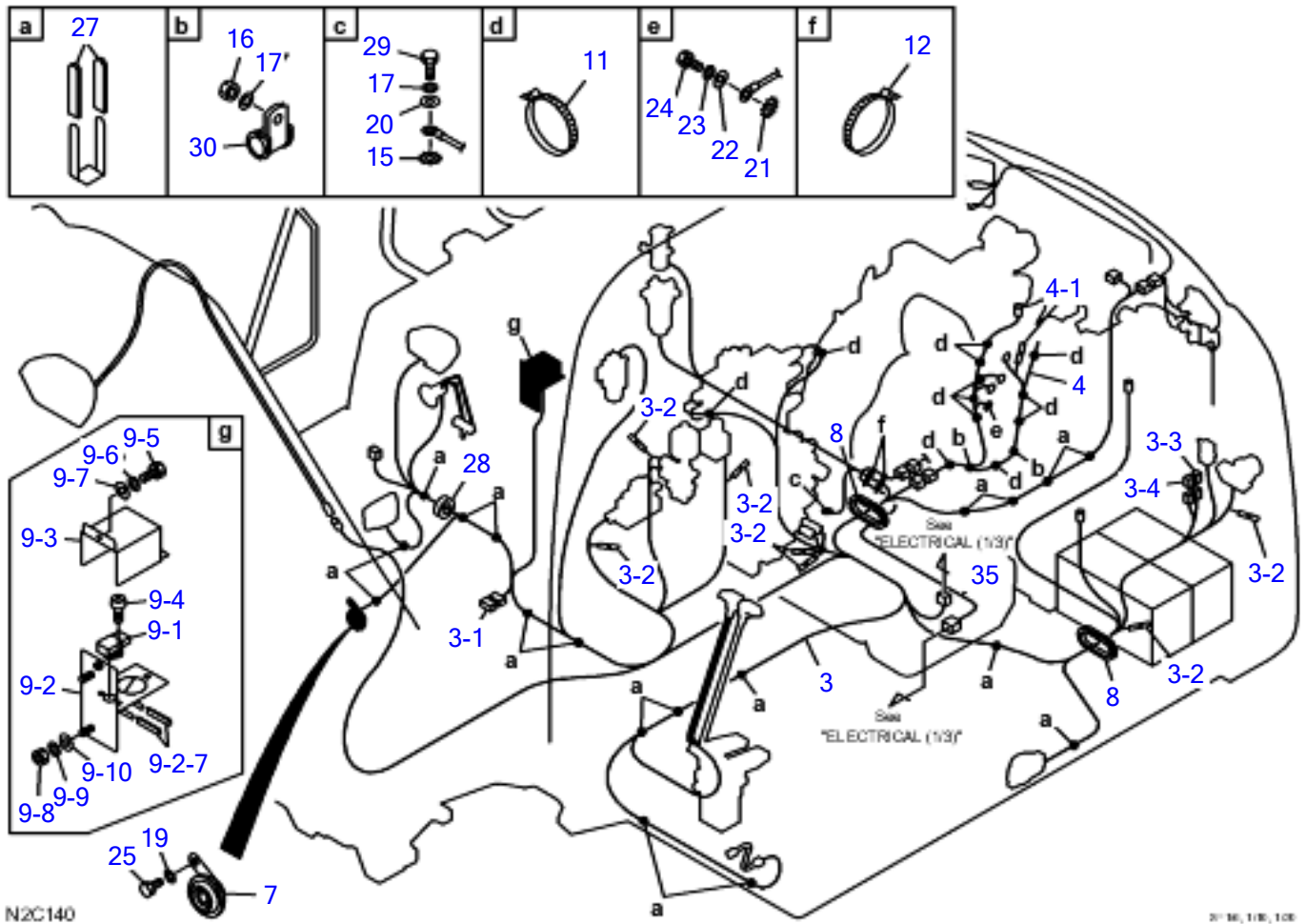


N2C130

2016.11.10.11.0

ELECTRICAL (1/3) 51420164~

Item	Part number	Description	Q'ty	Chan.	Serial No.	Serv.	Remarks
		ELECTRICAL ASSY					
1	0574203560	WIRING HARNESS	1				
1-1	0574202380	* SHORT CONNECTOR	1				
1-2	0574202390	* RESISTER	1				
1-3	0574202400	* SHORT CONNECTOR	1				
1-4	0574202030	* SHORT CONNECTOR	1				
1-5	1730500008	* DIODE YELLOW	1				
1-6	17014310010	* FUSE	2				
1-7	1701310020	* FUSE	1				
5	0574201740	WIRING HARNESS	1				
10	*****	CONTROLLER ASSY	1				
13	*****	BRACKET ASSY	1				
13-1	0574201980	* BRACKET	1				
13-2	0574200140	* BRACKET	1				
13-3	1100040820	* BOLT	2				
13-4	1140020008	* SPRING WASHER	2				
13-5	1141110008	* WASHER	2				
13-6	1100041025	* BOLT	2				
13-7	1140020010	* SPRING WASHER	2				
13-8	1141110010	* WASHER	2				
13-9	0872433150	* TUBE	2				
13-10	1653917020	* TRIM	1				
15	1140330010	WASHER	2				
17	1140020010	SPRING WASHER	2				
18	1100041016	BOLT	1				
20	1141110010	WASHER	2				
26	1652443640	BAND	1				
27	0872433150	TUBE	10				
29	1100041014	BOLT	1				
34	0574203530	WIRING HARNESS	1				
	N2C130						

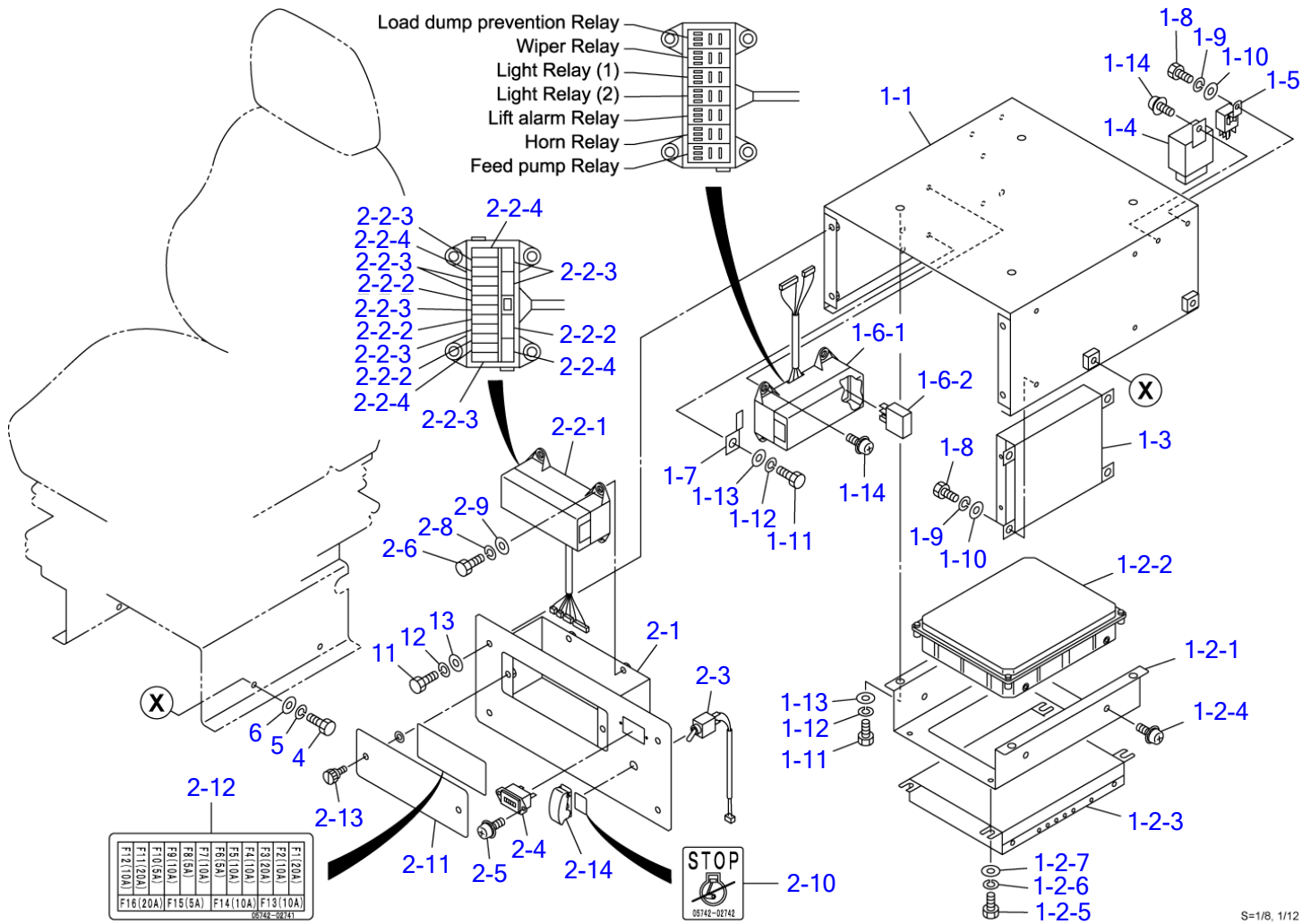


N2C140

2018, 1/10, 1/00

ELECTRICAL (2/3) 51420164~

Item	Part number	Description	Q'ty	Chan.	Serial No.	Serv.	Remarks
		ELECTRICAL ASSY					
3	0574202350	WIRING HARNESS	1				
3-1	0574202410	* SHORT CONNECTOR	1				
3-2	1730500008	* DIODE YELLOW	7				
3-3	1701330045	* FUSIBLE LINK	1				
3-4	1701330075	* FUSIBLE LINK	1				
4	0574203550	WIRING HARNESS	1				
4-1	1730500008	* DIODE YELLOW	1				
7	1703500824	HORN	1				
8	0574202420	GROMMET	2				
9	0574203100	SENSOR ASSY	1				
9-1	1910230127	* SENSOR	1				
9-2	0574202610	* BRACKET	1				
9-2-7	0872433150	* * TUBE	2				
9-3	0574203120	* COVER	1				
9-4	1150120515	* SCREW	2				
9-5	1100040612	* BOLT	2				
9-6	1140020006	* SPRING WASHER	2				
9-7	1141110006	* WASHER	2				
9-8	1130040010	* NUT	2				
9-9	1140020010	* SPRING WASHER	2				
9-10	1141110010	* WASHER	2				
11	1652231250	BAND	20				
12	1652261410	BAND	4				
15	1140330010	WASHER	2				
16	1130040010	* NUT	2				
17	1140020010	SPRING WASHER	3				
19	1140020008	SPRING WASHER	1				
20	1141110010	WASHER	1				
21	1140330006	WASHER	1				
22	1141110006	WASHER	1				
23	1140020006	SPRING WASHER	1				
24	1100140610	BOLT	1				
25	1100040816	BOLT	1				
27	0872433150	TUBE	40				
28	0437200100	GUARD	1				
29	1100041014	BOLT	1				
30	1711900071	CLAMP	2				
35	0574203540	WIRING HARNESS	1				
	N2C140						

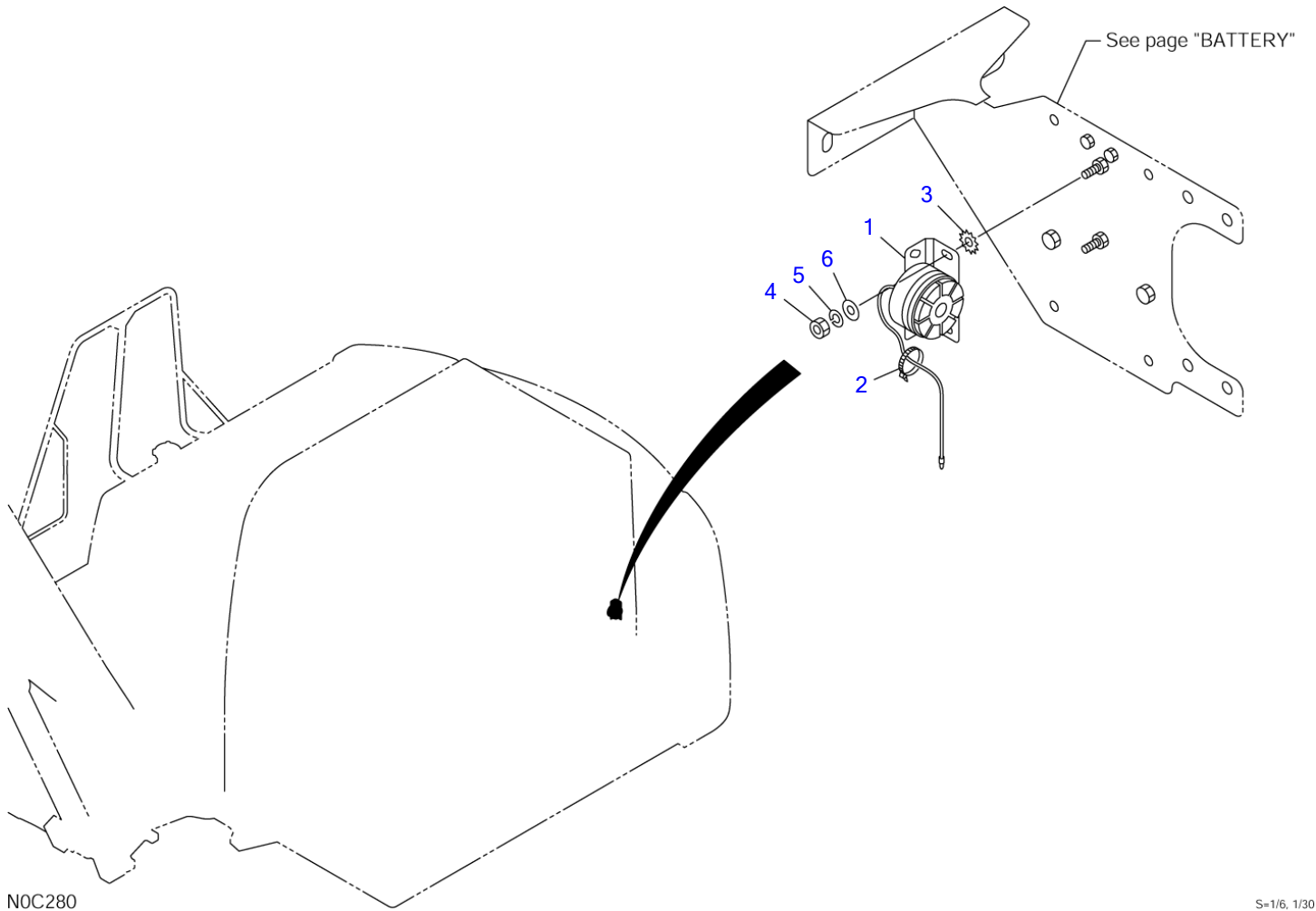


S=1/8, 1/12

ELECTRICAL (3/3)

Item	Part number	Description	Q'ty	Chan.	Serial No.	Serv.	Remarks
0	X *****	CONTROLLER ASSY	1				X05742-02600-0
1	X *****	• BRACKET ASSY, electrical	1				X05742-02800-0
1-1	0574202810	• • BRACKET	1			M	
1-2	0574202480	• • ECM-CPU ASSY	1			M	X05742-02480-1
1-2-1	0574202460	• • • PLATE	1			M	
1-2-2	*****	• • • ECM	1			M	
1-2-3	1730142270	• • • CONTROLLER	1			M	
1-2-4	1150420616	• • • BOLT, sems	4				
1-2-5	1100040610	• • • BOLT	4			M	
1-2-6	1140020006	• • • WASHER, spring	4				
1-2-7	1141110006	• • • WASHER	4				
1-3	1730142080	• • AMP ASSY	1				
1-4	1711900130	• • DETECTOR	1				
1-5	*****	• • RELAY	1			M	ISUZU 898013-7900
1-6	X *****	• • RELAY BOX ASSY	1				X05742-02320-0
1-6-1	0574202321	• • • RELAY BOX	1			M	
1-6-2	0574202322	• • • RELAY	7			M	
1-7	1711900144	• • CLIP	1			M	
1-8	1100040612	• • BOLT	5				
1-9	1140090006	• • WASHER, spring	5				
1-10	1141190006	• • WASHER	5				
1-11	1140040812	• • BOLT	5			M	
1-12	1140090008	• • WASHER, spring	5				
1-13	1141190008	• • WASHER	5				
1-14	1100040616	• • BOLT, sems	4				
2	X *****	• PANEL ASSY, front	1				X05742-02900-0
2-1	0574202640	• • PLATE	1			M	
2-2	0574202310	• • FUSE BOX ASSY	1			M	
2-2-1	0574202311	• • • FUSE BOX	1			M	
2-2-2	1701310005	• • • FUSE	4			M	5A
2-2-3	1701310010	• • • FUSE	8			M	10A
2-2-4	1701310020	• • • FUSE	4			M	20A
2-3	0574202760	• • SWITCH, engine stop	1			M	
2-4	1730000500	• • METER, hour	1				
2-5	1150420412	• • SCREW	2			M	
2-6	1100040616	• • BOLT	4			M	
2-8	1140020006	• • WASHER, spring	4				
2-9	1141110006	• • WASHER	4				
2-10	0574202742	• • DECAL	1			M	
2-11	0574202740	• • PLATE	1			M	
2-12	0574202741	• • DECAL	1			M	
2-13	1652711698	• • SCREW	2				
2-14	1700000045	• • COVER	1			M	
4	1100040816	• BOLT	4				
5	1140020008	• WASHER, spring	4				
6	1141110008	• WASHER	4				
11	1100040616	• BOLT	4				
12	1140020006	• WASHER, spring	4				
13	1141110006	• WASHER	4				

N2c071

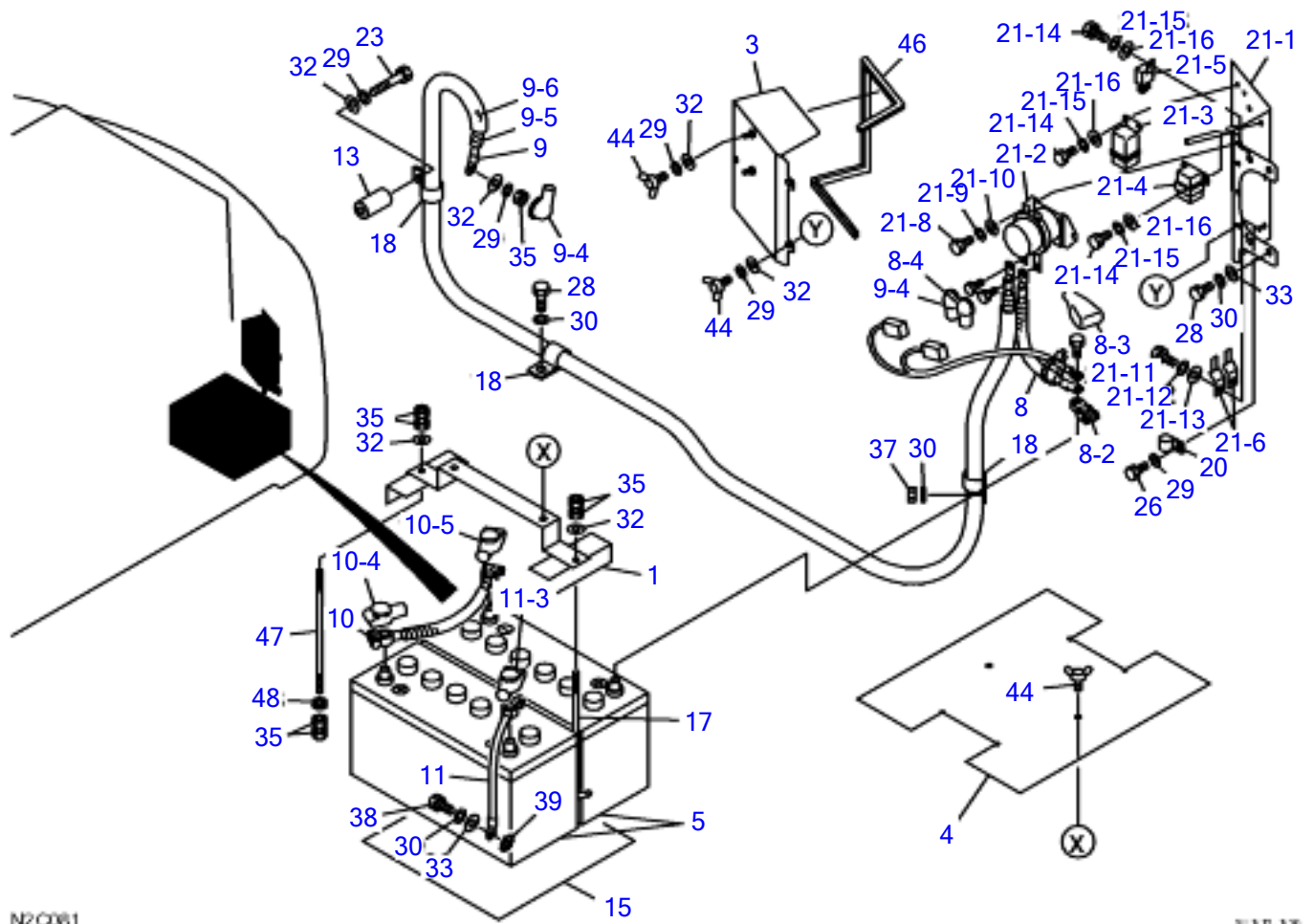


N0C280

S=1/6, 1/30

TRAVEL ARAM

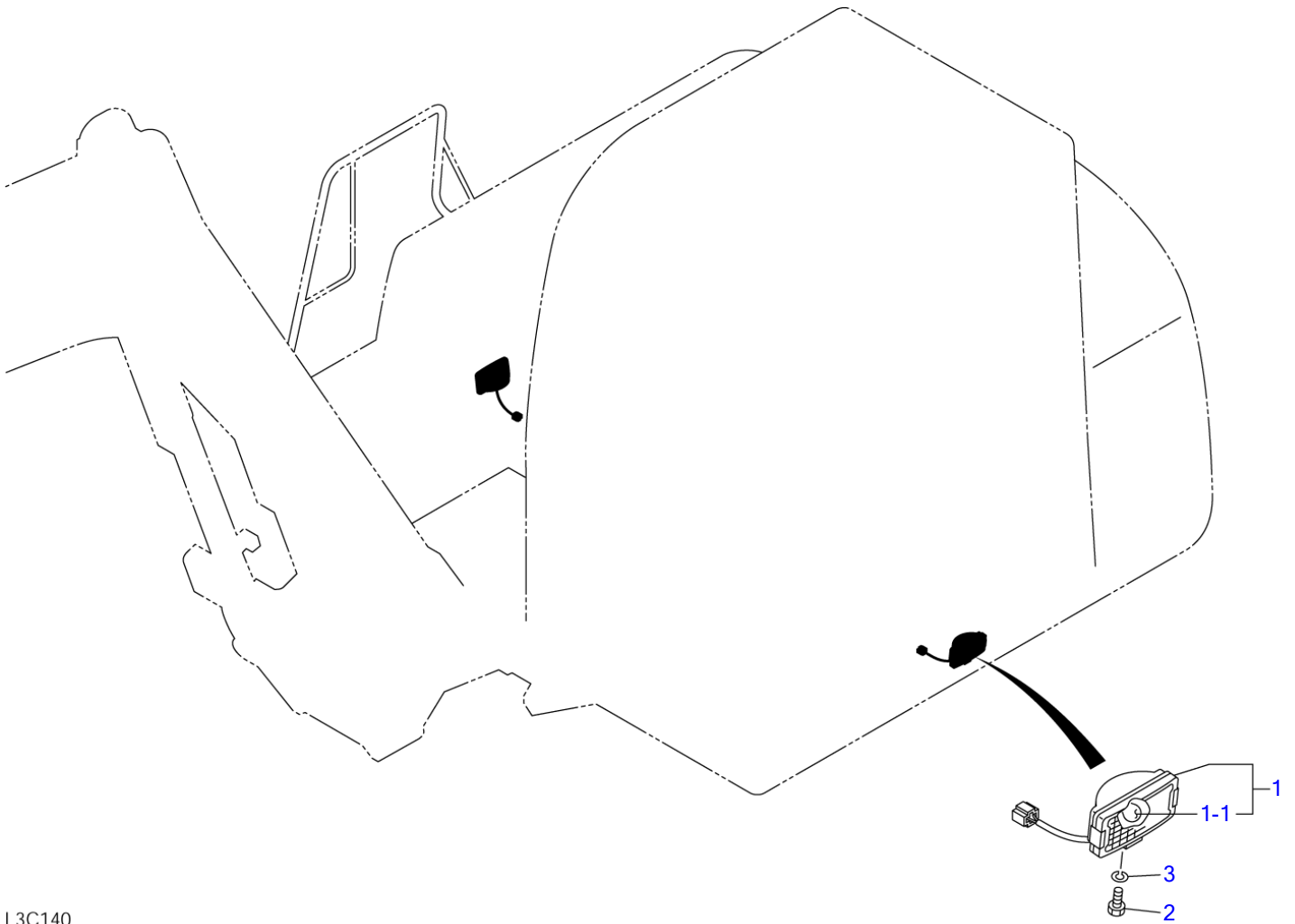
Item	Part number	Description	Q'ty	Chan.	Serial No.	Serv.	Remarks
		ALARM ASSY, travel					X05742-02200-0
1	1703700014	BUZZER	1				
2	1652231250	BAND	1				
3	1140330006	WASHER	2				
4	1130040006	NUT	2				
5	1140020006	WASHER, spring	2				
6	0003600110	WASHER	2				
	N0c280						



N2C081

3-14, 138

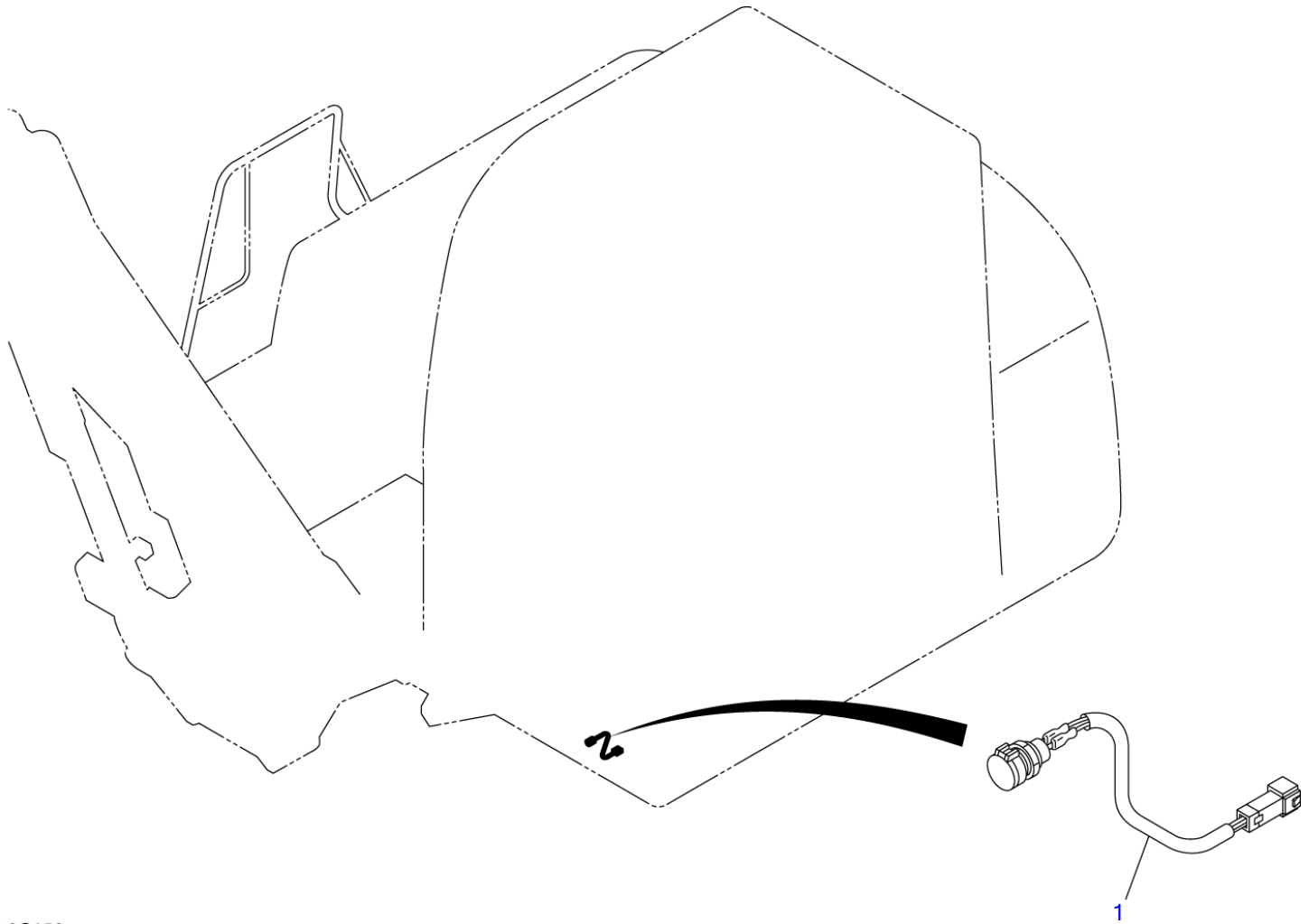
BATTERY							
Item	Part number	Description	Q'ty	Chan.	Serial No.	Serv.	Remarks
		BATTERY ASSY					X05744-00600-0
1	0574400350	CLAMP	1				
3	0574400510	COVER	1			M	
4	0574400550	SHEET	1			M	
5	1702050141	BATTERY	2				
8	0574400340	CABLE, battery	1				
8-4	1702330000	• TERMINAL	1				
8-5	1702920060	• COVER	1				
8-6	1702901283	• CAP	1				
9	0574400530	CABLE, starter	1			M	
9-4	1702901283	• CAP	2				
9-5	1703221520	• PROTECTOR	1			M	sold by the meter
9-6	1531325191	• PROTECTOR	1			M	sold by the meter
10	0574400330	CABLE, battery	1				
10-4	1702920060	• COVER	1				
10-5	1702920002	• COVER	1				
11	0574400320	CABLE, earth	1				
11-3	1702920002	• COVER	1				
13	0354216010	COLLAR	1			M	
15	0574400610	SHEET	1			M	
17	1702108210	BOLT	1				
18	1711900072	CLAMP	3				
20	1711900127	CLAMP	1				
21	0574400630	BATTERY RELAY ASSY	1				
21-1	0574400620	* BRACKET	1				
21-2	1910188125	* BATTERY RELAY	1				
21-3	1910230112	* GLOW RELAY	1				
21-4	1910257125	* STARTER RELAY	1				
21-5	1910230125	* RELAY	1				
21-6	1711900064	* CLIP	2				
21-8	1100040825	* BOLT	2				
21-9	1140020008	* SPRING WASHER	2				
21-10	1141110008	* WASHER	2				
21-11	1100041014	* BOLT	2				
21-12	1140020010	* SPRING WASHER	2				
21-13	1141110010	* WASHER	2				
21-14	1100040612	* BOLT	5				
21-15	1140020006	* SPRING WASHER	5				
21-16	1141110006	* WASHER	5				
23	1100040870	BOLT	1				
26	1100040816	BOLT	5				
28	1100041020	BOLT	5				
29	1140020008	WASHER, spring	6				
30	1140020010	WASHER, spring	7				
32	1141110008	WASHER	7				
33	1141110010	WASHER	5				
35	1130040008	NUT	7				
37	1130040010	NUT	1				
38	1100041016	BOLT	1				
39	1140330010	WASHER	1				
44	1121530816	BOLT, wing	5				
46	1654606076	TRIM	1				sold by the meter
47	0574400080	BOLT	1				
48	1652040730	GROMMET	1				
	N2c081						



L3C140

S=1/20, 1/7

Item	Part number	Description	SIDE LIGHT			Remarks
			Q'ty	Chan.	Serial No.	
		LIGHT ASSY, side				X05649-01000-1
1	1703004000	LAMP ASSY	2			
1-1	1703004001	• BULB	1			
2	1100040816	BOLT	2			
3	1140020008	WASHER, spring	2			
	N1c130					

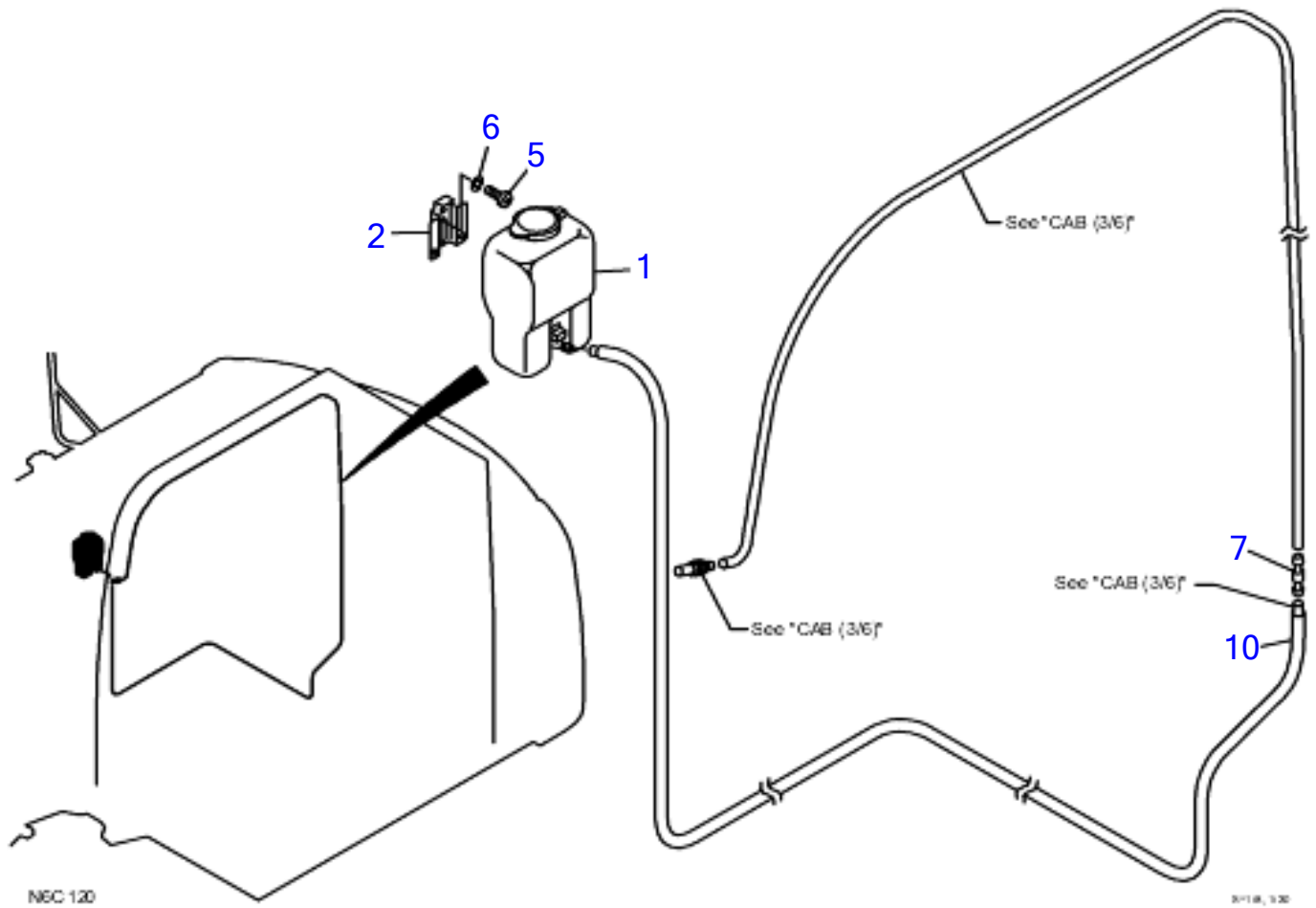


L3C150

S=1/20

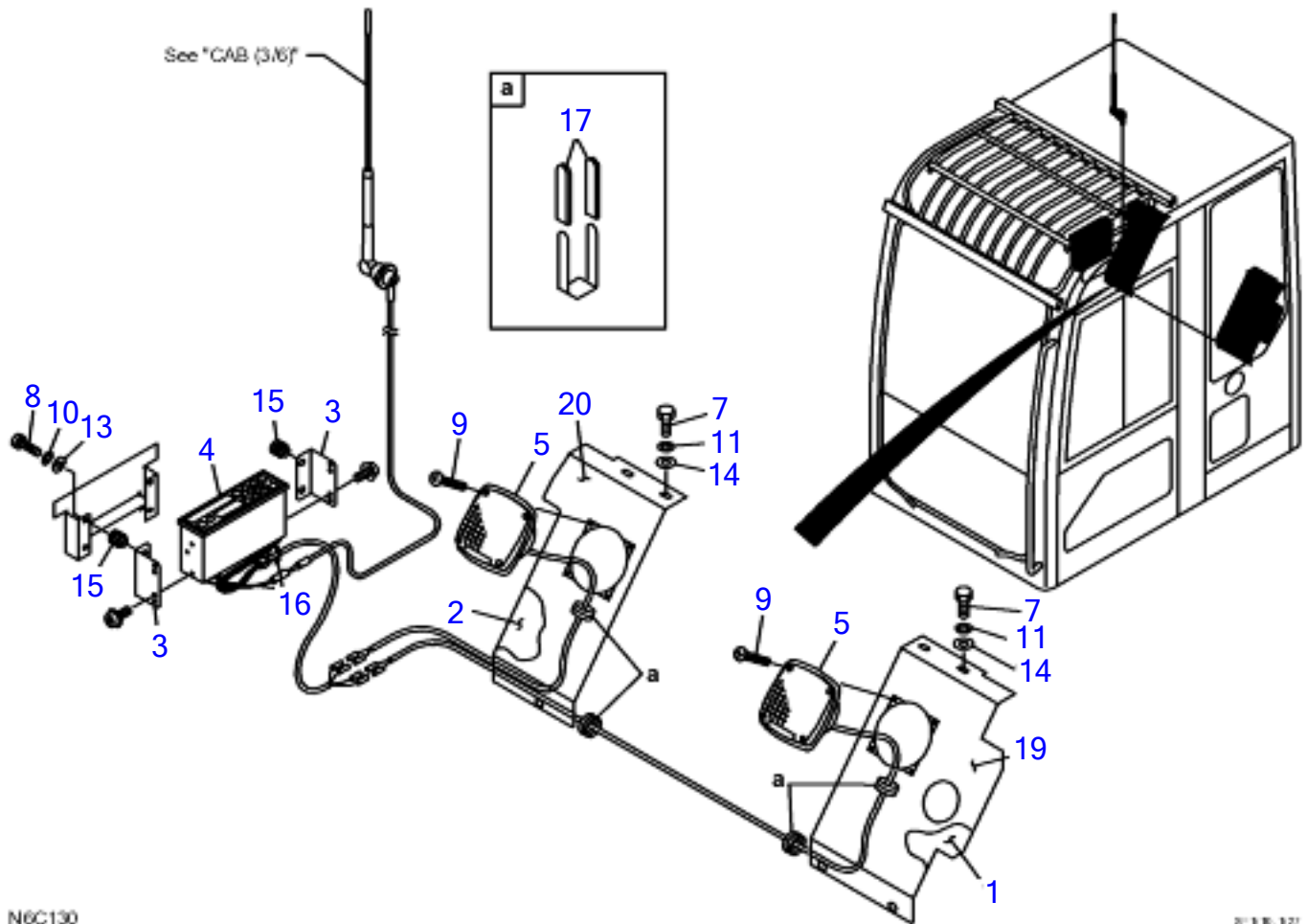
MAINTENANCE LIGHT SOCKET

Item	Part number	Description	Q'ty	Chan.	Serial No.	Serv.	Remarks
1	0394203100 L3c150	SOCKET ASSY, maintenance light SOCKET ASSY	1				X03942-03000-0



WINDOW WASHER

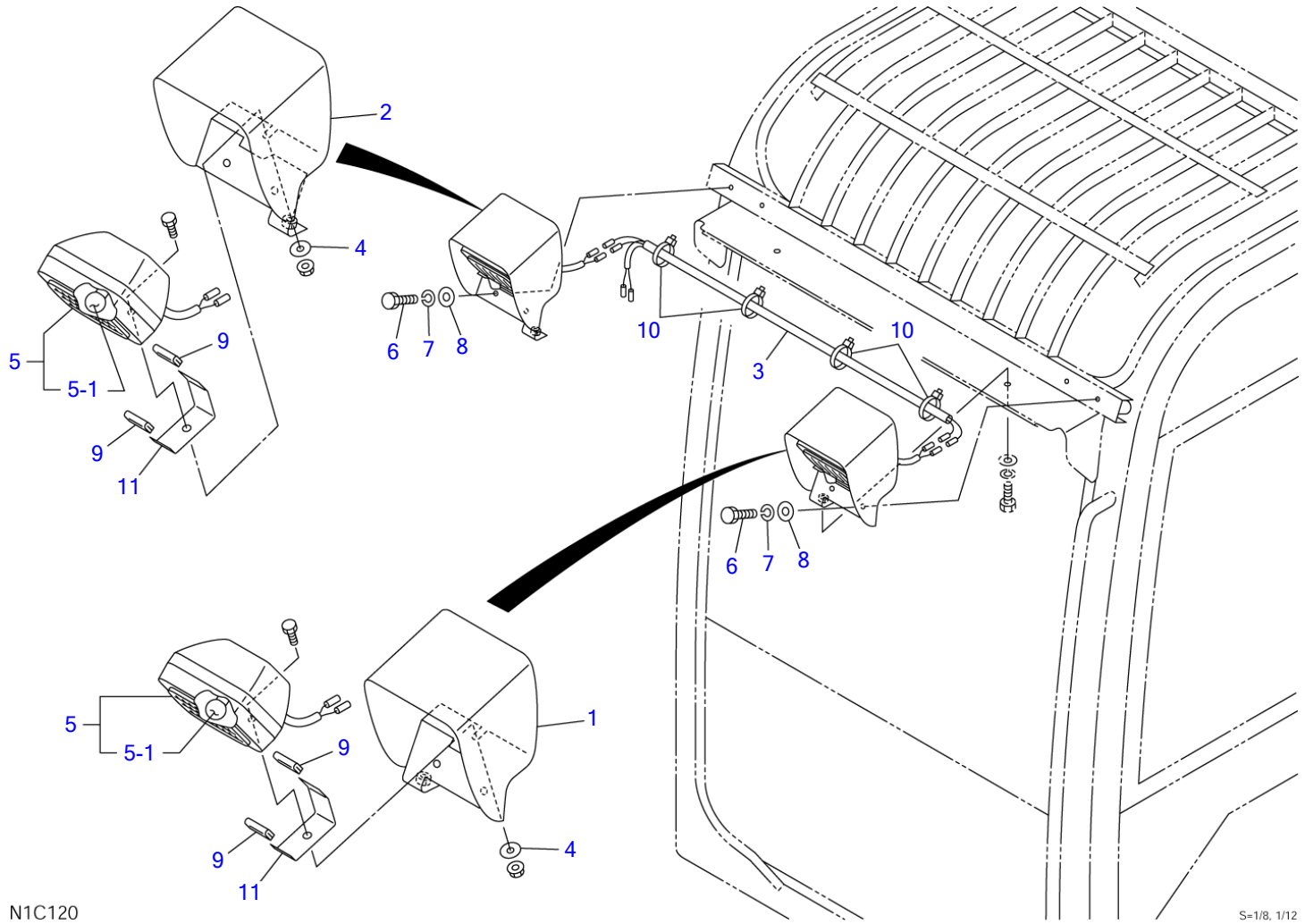
Item	Part number	Description	Q'ty	Chan.	Serial No.	Serv.	Remarks
		WASHER ASSY, window					X05789-00000-2
1	1711910061	TANK	1				
2	1711910062	BRACKET	1				
5	1120530616	SCREW	2				
6	1140020006	WASHER, spring	2				
7	1711910080	VALVE, check	1				
10	1703240770	PROTECTOR	1				sold by the meter
	N6C120						



N6C130

2013.08.01

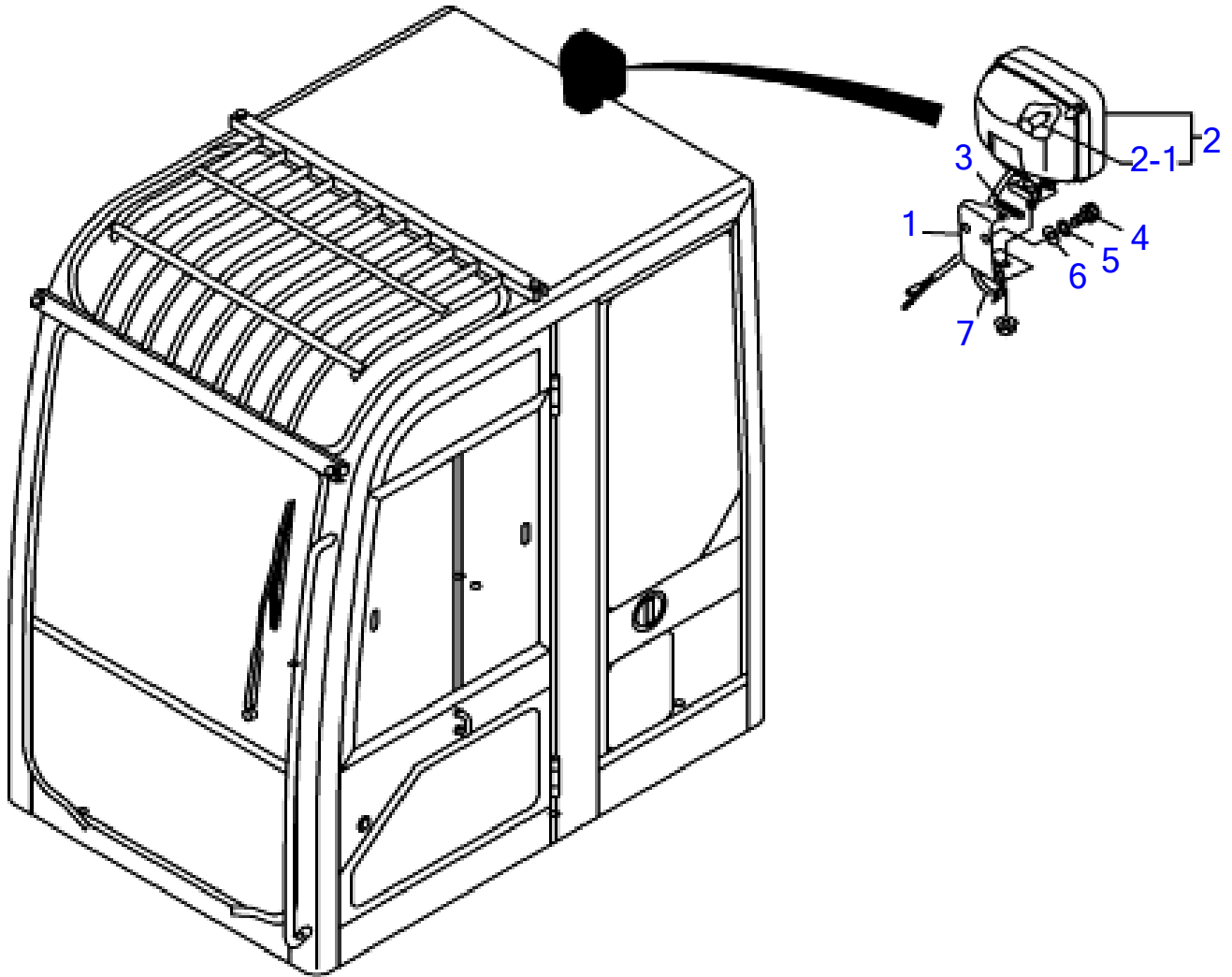
RADIO						
Item	Part number	Description	Q'ty	Chan.	Serial No.	Serv. Remarks
		RADIO ASSY (America)				X05747-00400-0
		RADIO ASSY (Europe, Asia, Oceania)				X05747-00300-0
1	0574700330	COVER (L.H.)	1			
2	0574700340	COVER (R.H.)	1			
3	0574700630	BRACKET	2			
4	1705004660	CASSETTE STEREO	1			
		(Europe, Asia, Oceania)				
	1705004670	CASSETTE STEREO (America)	1			
5	1705002150	SPEAKER	2			
7	1100290820	BOLT	7			
8	1120530520	SCREW	4			
9	1120730420	SCREW	8			
10	1140020005	WASHER, spring	4			
11	1140090008	WASHER, spring	7			
13	1141110005	WASHER	4			
14	1141190008	WASHER	7			
15	1652520005	NUT, rubber	4			
16	1652231100	BAND	2			
17	0872433150	TUBE	8			
19	0574700335	CLOTH	1			
20	0574700345	CLOTH	1			
	N2c101					



N1C120

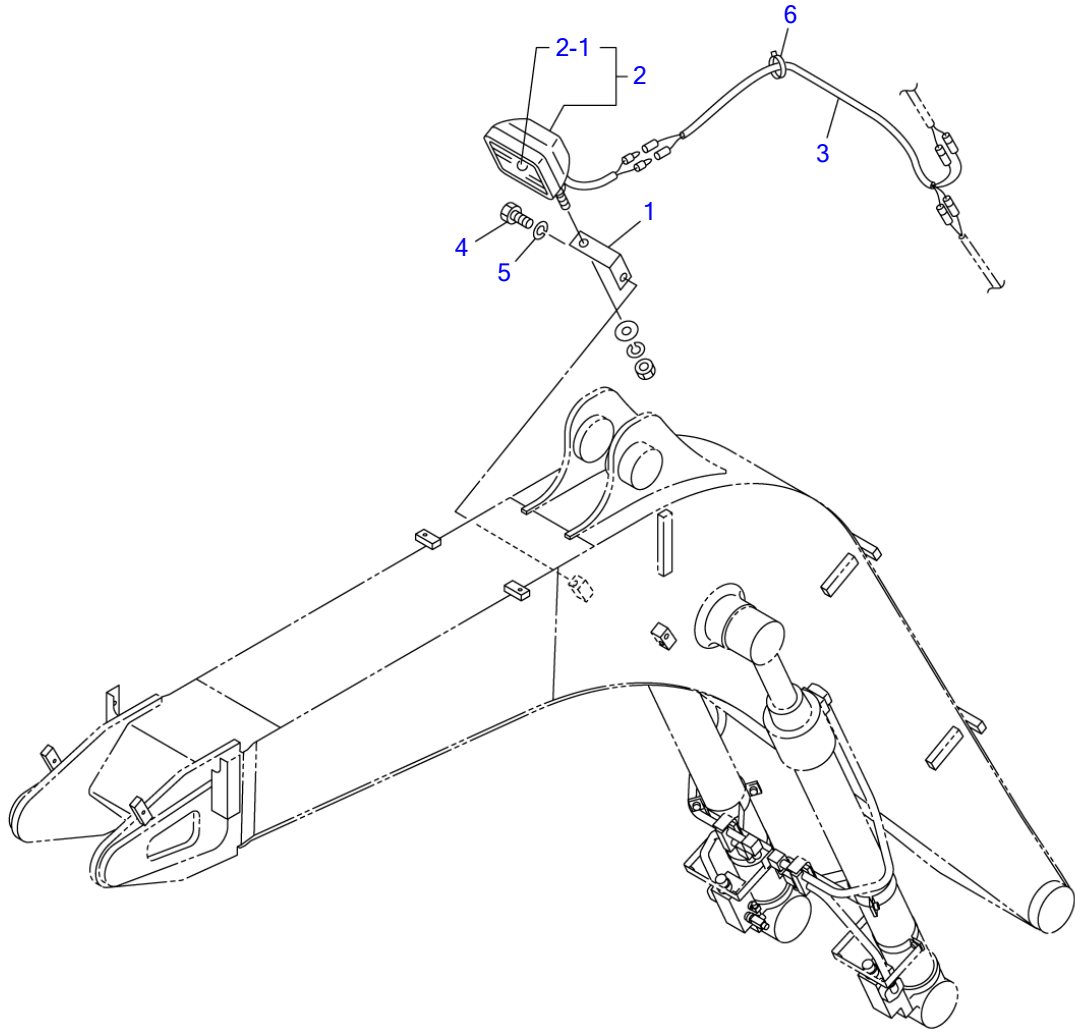
S=1/8, 1/12

CAB LIGHT						
Item	Part number	Description	Q'ty	Chan.	Serial No. Serv.	Remarks
		LIGHT ASSY, cab				X05786-01350-0
1	0578601370	BRACKET (L.H.)	1			
2	0578601380	BRACKET (R.H.)	1			
3	0578600870	HARNESS, wiring	1			
4	0003608252	WASHER	2			
5	1703004800	LAMP ASSY	2			
5-1	1703004806	· BULB	1			
6	1100040825	BOLT	4			
7	1140020008	WASHER, spring	4			
8	1141110008	WASHER	4			
9	1654613035	PACKING	4			sold by the meter
10	1652200003	BAND	4			
11	0578600852	PLATE	2			
	N1c121					



N2C110

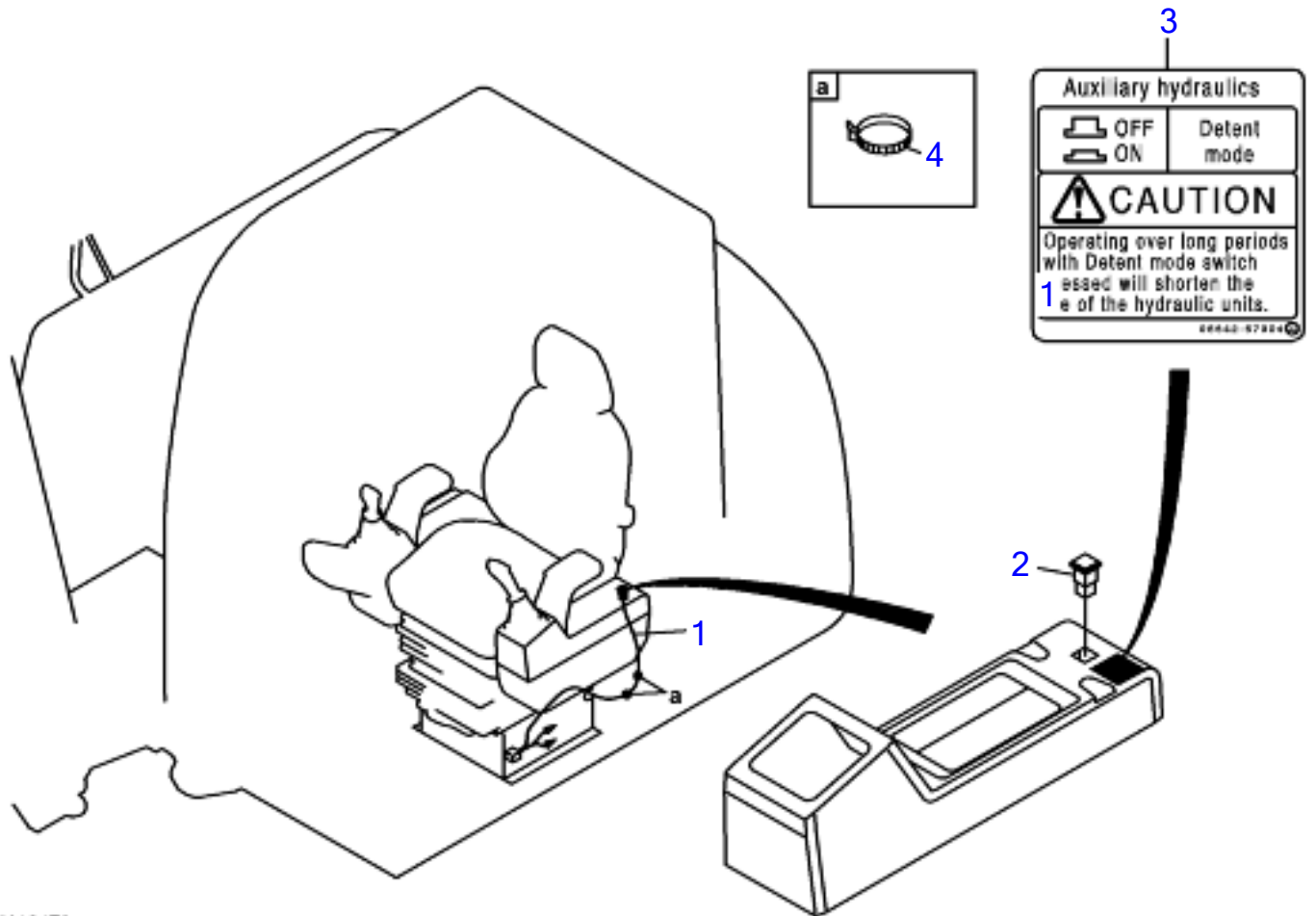
REAR LIGHT						
Item	Part number	Description	Q'ty	Chan.	Serial No.	Serv. Remarks
		REAR LIGHT ASSY				
1	0568655110	BRACKET	1			
2	1703004800	LAMP ASSY	1			
2-1	1703004806	* BULB	1			
3	1654628003	TRIM	1			
4	1110040820	CAP SCREW	2			
5	1140420008	SPRING WASHER	2			
6	1141110008	WASHER	2			
7	1652241200	BAND	1			
	N2C110					



N0C250

S=1/20

BOOM LIGHT						
Item	Part number	Description	Q'ty	Chan.	Serial No.	Serv. Remarks
		LIGHT ASSY, boom				X05760-14500-0
1	0566013100	BRACKET	1			
2	1703003900	LAMP ASSY	1			
2-1	1703003901	• BULB	1			
3	0576014510	HARNESS, wiring	1			
4	1100041020	BOLT	1			
5	1140020010	WASHER, spring	1			
6	1652201005	BAND	1			
	N1C220					

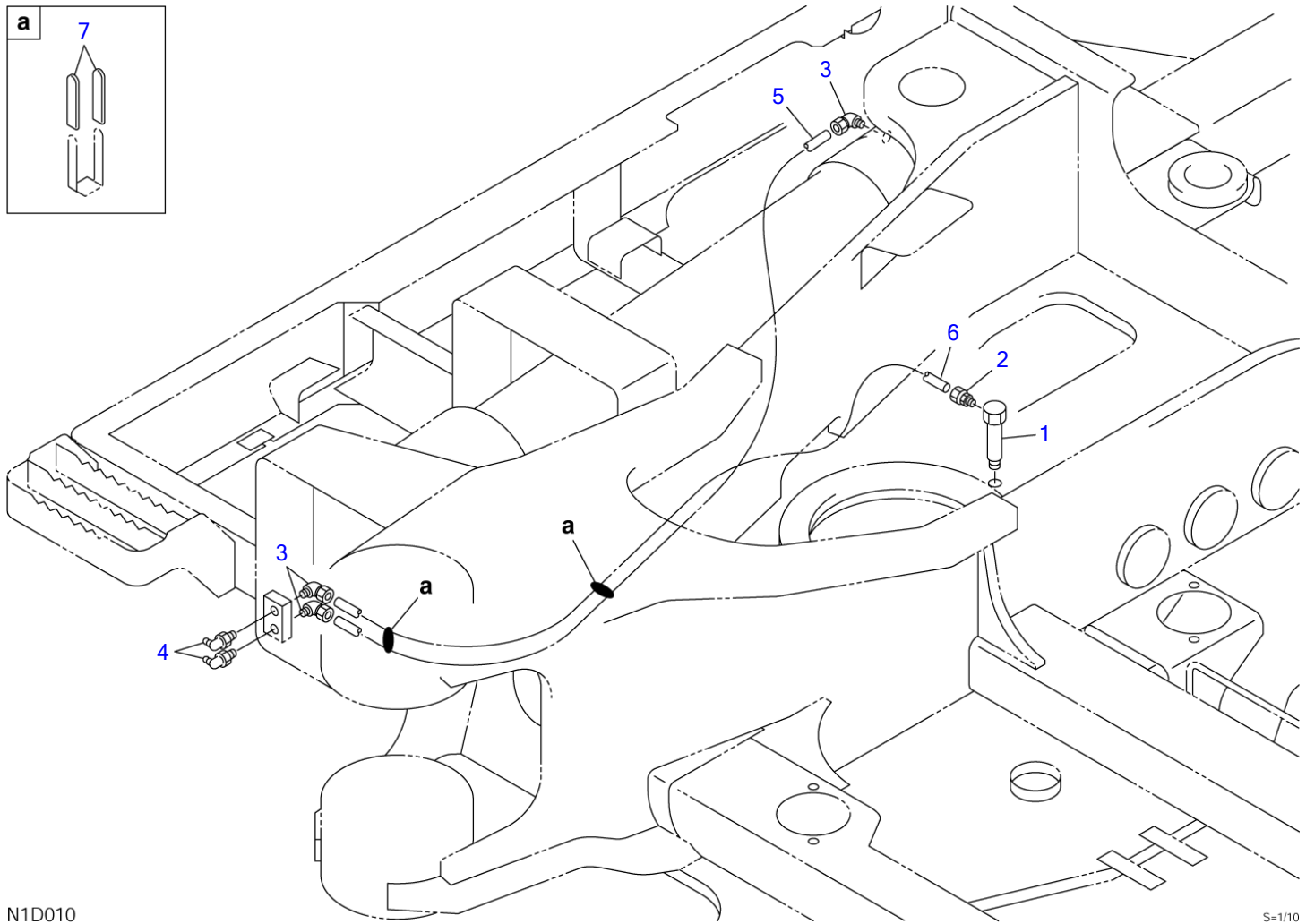
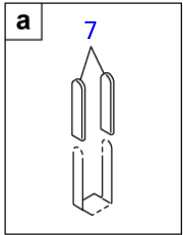


N1C170

2/11, 37, 100

SERVICE DETENT

Item	Part number	Description	Q'ty	Chan.	Serial No.	Serv.	Remarks
		SERVICE DETENT ASSY					
1	0574203510	WIRING HARNESS	1				
2	1700000041	LAMP SWITCH	1				
3	0564257004	DECAL	1				
4	1652231250	BAND	2				
	N1C170						



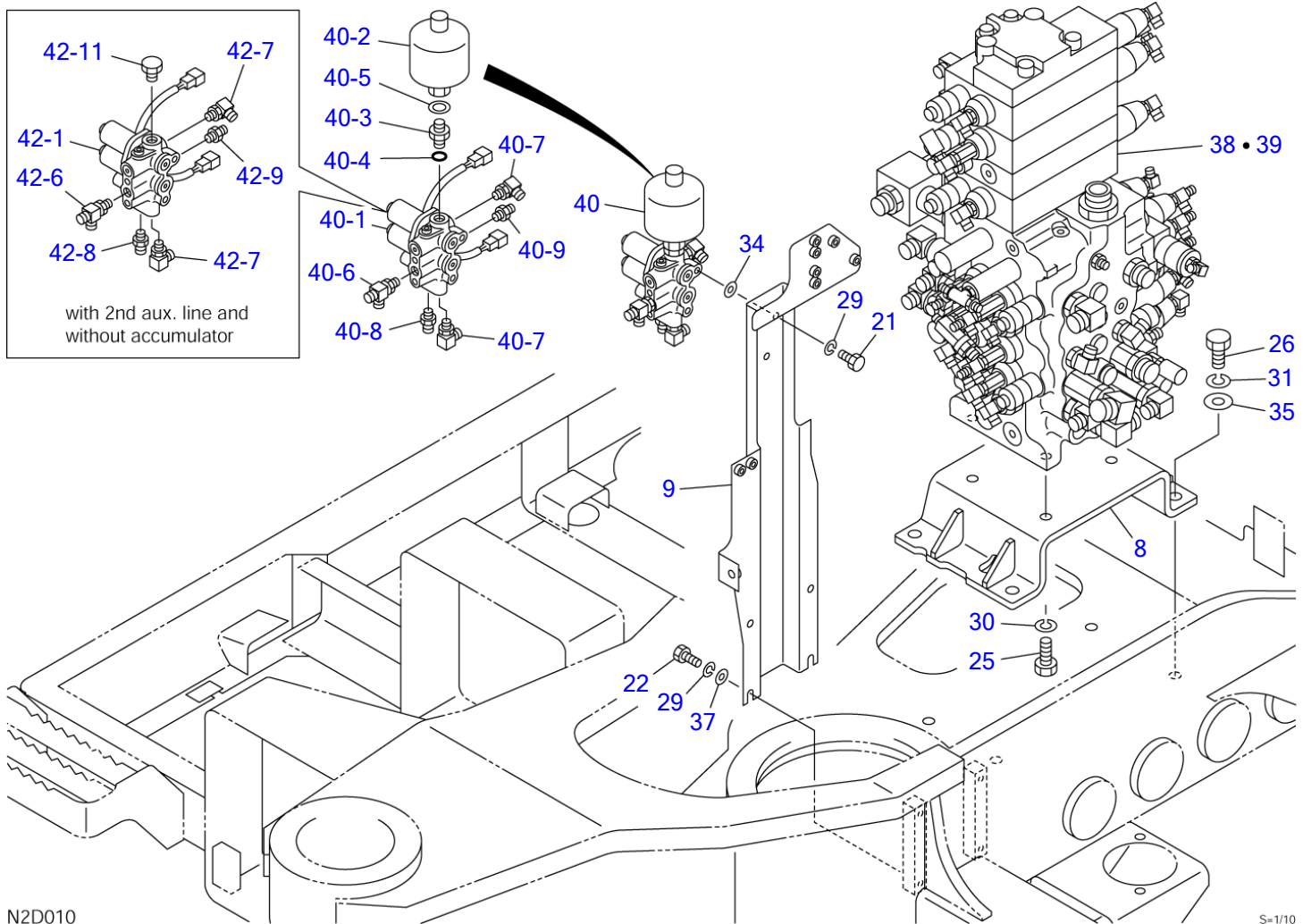
N1D010

S-1/10

GREASE PIPING

Item	Part number	Description	Q'ty	Chan.	Serial No.	Serv.	Remarks
		PIPING ASSY, grease					X05724-00100-0
1	0007262013	ELBOW	1				
2	1532520601	CONNECTOR	1				
3	1532620601	ELBOW	3				
4	1560001675	FITTING, grease	2				
5	1532120670	TUBE	1				sold by the meter
6	1532120660	TUBE	1				sold by the meter
7	0872433150	TUBE	4				
	N1d010						

TB1140 Book No. BN2Z001 S/N 51420001-
VALVE & ACCESSORIES (1/3)



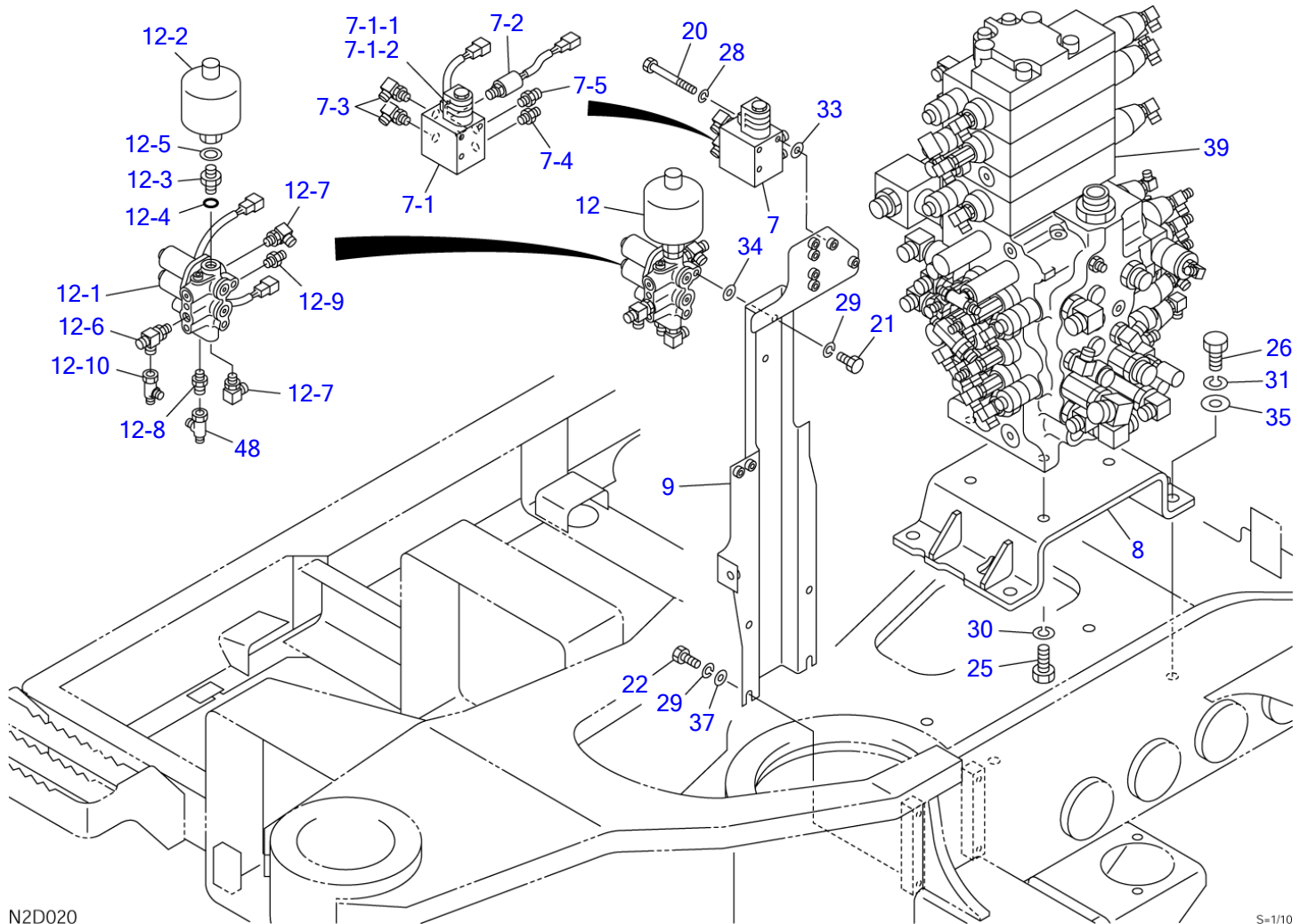
N2D010

S=1/10

VALVE & ACCESSORIES (1/3)

Item	Part number	Description	Q'ty	Chan.	Serial No.	Serv.	Remarks
		VALVE ASSY, control					X05750-04000-0
		VALVE ASSY, control (with 2nd aux. line)					X05750-04100-0
		VALVE ASSY, control (with 2nd aux. line and without accumulator)					X05750-04400-0
8	0575003130	BRACKET	1				
9	0575003510	BRACKET	1				
21	1100041020	BOLT	2				
22	1100041025	BOLT	4				
25	1100041640	BOLT	4				
26	1100041835	BOLT	4				
29	1140020010	WASHER, spring	6				
30	1140020016	WASHER, spring	4				
31	1140020018	WASHER, spring	4				
34	1141110010	WASHER	2				
35	1141110018	WASHER	4				
37	0003600020	WASHER	2				
38	X *****	VALVE SUB ASSY, control	1				X05750-03110-2
39	X *****	VALVE SUB ASSY, control	1				X05750-03210-2 with 2nd aux. line
40	X *****	VALVE ASSY, solenoid	1				X05750-03220-0
40-1	1901744600	• VALVE, solenoid	1				
40-2	1552200020	• ACCUMULATOR	1				
40-3	0007200223	• ADAPTOR	1				
40-4	1420010140	• O-RING	1				
40-5	1432160004	• SEAL	1				
40-6	1512373007	• TEE	1				
		• • O-RING	1				
40-7	1515010130	• ELBOW	2				
		• • O-RING	1				
40-8	1515600576	• ADAPTOR	1				
		• • O-RING	1				
40-9	1515600200	• ADAPTOR	1				
		• • O-RING	1				
42	X *****	VALVE ASSY, solenoid (with 2nd aux. line and without accumulator)	1				X05750-03520-0
42-1	1901744600	• VALVE, solenoid	1				
42-6	1512373007	• TEE	1				
		• • O-RING	1				
42-7	1515010130	• ELBOW	2				
		• • O-RING	1				
42-8	1515600576	• ADAPTOR	1				
		• • O-RING	1				
42-9	1515600200	• ADAPTOR	1				
		• • O-RING	1				
42-11	1501750003	• PULG	1				
		• • O-RING	1				
	N2d011						

TB1140 Book No. BN2Z001 S/N 51420001-
VALVE & ACCESSORIES (1/3) (with 3rd & 4th aux. lines)



N2D020

S=1/10

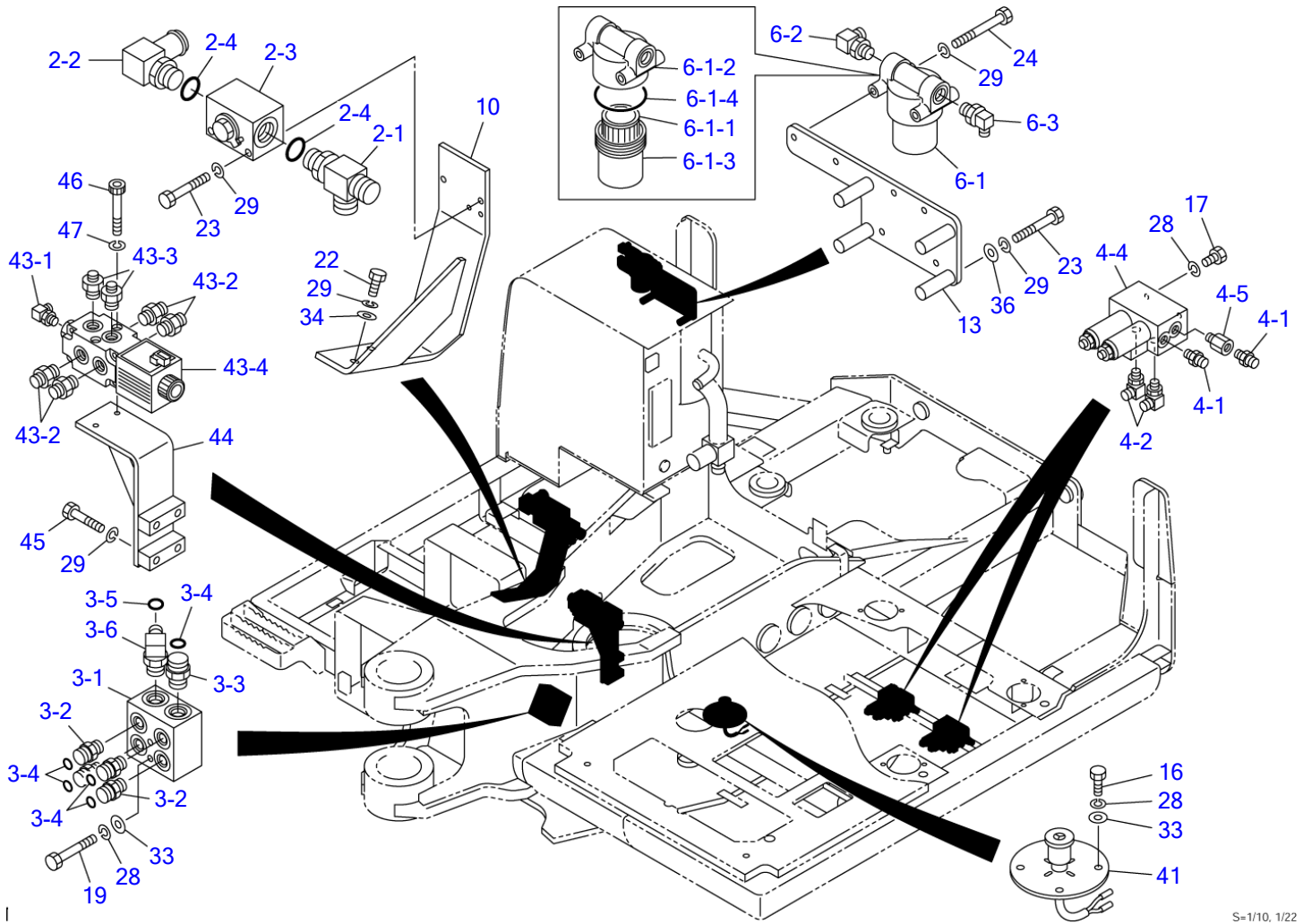
VALVE & ACCESSORIES (1/3) (with 3rd & 4th aux. lines)

Item	Part number	Description	Q'ty	Chan.	Serial No.	Serv.	Remarks
		VALVE ASSY, control (with 3rd aux. line)					X05750-04200-0
		VALVE ASSY, control (with 4th aux. line)					X05750-04300-0
7	X *****	VALVE ASSY, solenoid	1				X05750-00460-2
7-1	1901747200	• VALVE, solenoid	1				24V
7-1-1	1901741402	• • SOLENOID	1				
7-1-2	1901741403	• • COIL	1				
7-2	1700100065	• SWITCH, pressure	1				
	1420010110	• • O-RING	1				
7-3	1515010130	• ELBOW	2				
	1420010110	• • O-RING	1				
7-4	1515600200	• ADAPTOR	1				
	1420010110	• • O-RING	1				
7-5	1515600571	• ADAPTOR	1				
	1420010110	• • O-RING	1				
8	0575003130	BRACKET	1				
9	0575003510	BRACKET	1				
12	X *****	VALVE ASSY, solenoid	1				X05750-03320-0
12-1	1901744600	• VALVE, solenoid	1				
12-2	1552200020	• ACCUMULATOR	1				
12-3	0007200223	• ADAPTOR	1				
12-4	1420010140	• O-RING	1				
12-5	1432160004	• SEAL	1				
12-6	1512373007	• TEE	1				
	1420010110	• • O-RING	1				
12-7	1515010130	• ELBOW	2				
	1420010110	• • O-RING	1				
12-8	1515600576	• ADAPTOR	1				
	1420010140	• • O-RING	1				
12-9	1515600200	• ADAPTOR	1				
	1420010110	• • O-RING	1				
12-10	1513390035	• TEE	1				
20	1100040895	BOLT	3				
21	1100041020	BOLT	2				
22	1100041025	BOLT	4				
25	1100041640	BOLT	4				
26	1100041835	BOLT	4				
28	1140020008	WASHER, spring	3				
29	1140020010	WASHER, spring	6				
30	1140020016	WASHER, spring	4				
31	1140020018	WASHER, spring	4				
33	1141110008	WASHER	3				
34	1141110010	WASHER	2				
35	1141110018	WASHER	4				
37	0003600020	WASHER	2				
39	X *****	VALVE SUB ASSY, control	1				X05750-03210-2
48	1513390015	TEE	1				with 4th aux. line
	N2d021						

VALVE & ACCESSORIES (1/3) (with high pressure 3rd, 3rd & 4th aux. lines)

Item	Part number	Description	Q'ty	Chan.	Serial No.	Serv.	Remarks
		VALVE ASSY, control (with high press. 3rd aux. line)					X05750-04500-0
		VALVE ASSY, control (with high press. 3rd, 4th aux. line)					X05750-04600-0
8	0575003130	BRACKET	1				
9	0575003510	BRACKET	1				
12	X *****	VALVE ASSY, solenoid	1				X05750-03320-0
12-1	1901744600	• VALVE, solenoid	1				
12-2	1552200020	• ACCUMULATOR	1				
12-3	0007200223	• ADAPTOR	1				
12-4	1420010140	• O-RING	1				
12-5	1432160004	• SEAL	1				
12-6	1512373007	• TEE	1				
	1420010110	• • O-RING	1				
12-7	1515010130	• ELBOW	2				
	1420010110	• • O-RING	1				
12-8	1515600576	• ADAPTOR	1				
	1420010140	• • O-RING	1				
12-9	1515600200	• ADAPTOR	1				
	1420010110	• • O-RING	1				
12-10	1513390035	• TEE	1				
14	X *****	VALVE ASSY, solenoid	1				X05750-03720-0
14-1	0007203041	• ADAPTOR	2				
	1420010180	• • O-RING	1				
14-2	0575003630	• ELBOW (with orifice)	1				
	1420010110	• • O-RING	1				
14-3	1515010130	• ELBOW	1				
	1420010110	• • O-RING	1				
14-4	1515600200	• ADAPTOR	1				
	1420010110	• • O-RING	1				
14-5	1515600571	• ADAPTOR	1				
	1420010110	• • O-RING	1				
14-6	1700100065	• SWITCH, pressure	1				
	1420010110	• • O-RING	1				
14-7	1901749400	• VALVE, solenoid	1				
14-7-1	1901741402	• • SOLENOID	1				
14-7-2	1901741403	• • COIL	1				
14-8	1420010180	• O-RING	2				
14-9	1515600202	• ADAPTOR	1				
	1420010180	• • O-RING	1				
20	1100040895	BOLT	3				
21	1100041020	BOLT	2				
22	1100041025	BOLT	4				
25	1100041640	BOLT	4				
26	1100041835	BOLT	4				
28	1140020008	WASHER, spring	3				
29	1140020010	WASHER, spring	6				
30	1140020016	WASHER, spring	4				
31	1140020018	WASHER, spring	4				
33	1141110008	WASHER	3				
34	1141110010	WASHER	2				
35	1141110018	WASHER	4				
37	0003600020	WASHER	2				
39	X *****	VALVE SUB ASSY, control	1				X05750-03210-2
48	1513390015	TEE	1				with 4th aux. line
	N2d031						

TB1140 Book No. BN2Z001 S/N 51420001-
 VALVE & ACCESSORIES (2/3)

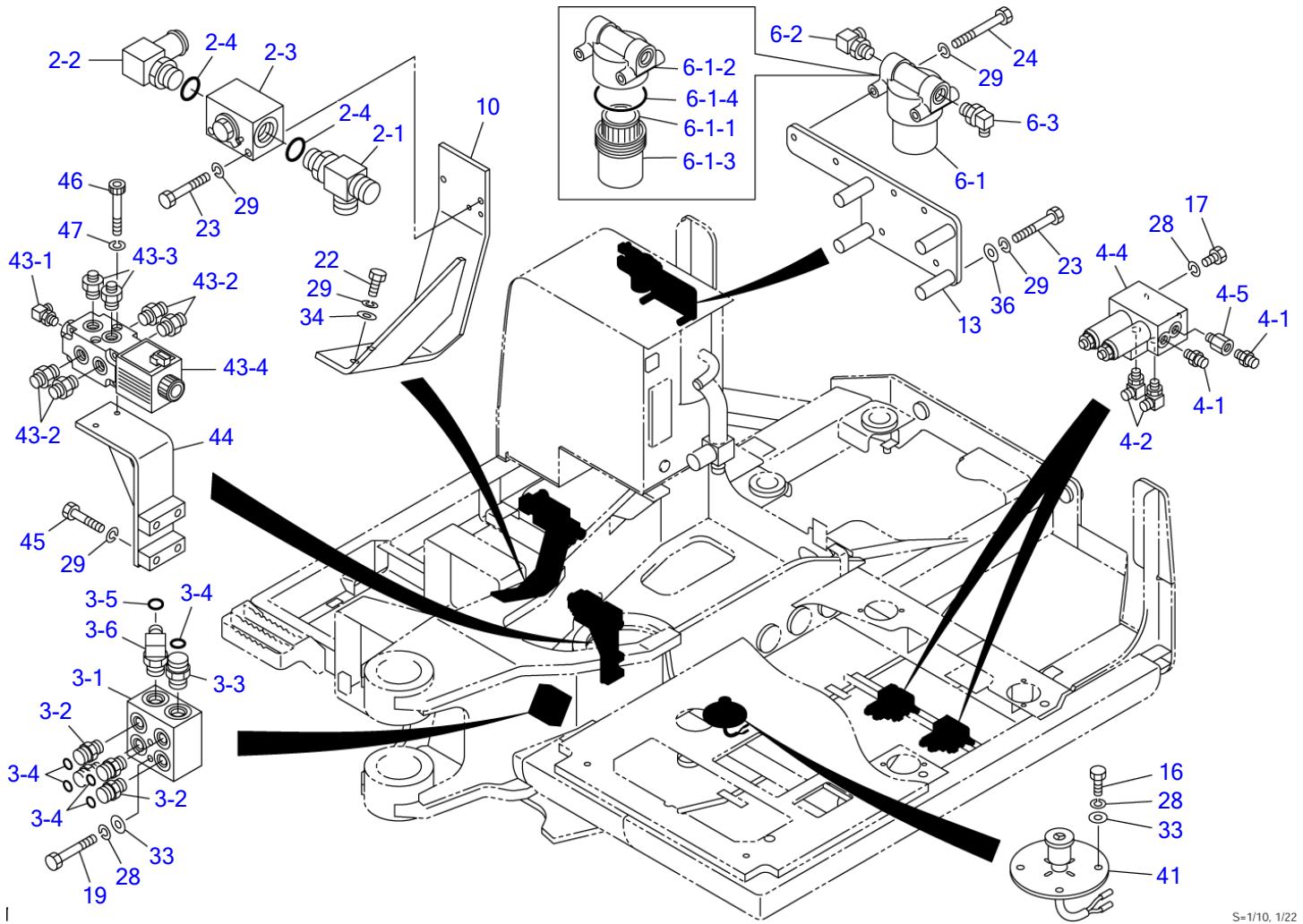


S-1/10, 1/22

VALVE & ACCESSORIES (2/3)

Item	Part number	Description	Q'ty	Chan.	Serial No.	Serv.	Remarks
		VALVE ASSY, control					X05750-04000-0
		VALVE ASSY, control (with 2nd aux. line)					X05750-04100-0
		VALVE ASSY, control (with 3rd aux. line)					X05750-04200-0
		VALVE ASSY, control (with 4rd aux. line)					X05750-04300-0
		VALVE ASSY, control (with 2nd aux. line and without accumulator)					X05750-04400-0
		VALVE ASSY, control (with high press. 3rd aux. line)					X05750-04500-0
		VALVE ASSY, control (with high press. 3rd, 4th aux. line)					X05750-04600-0
2	X *****	VALVE ASSY, stop	1				X05750-00250-1
2-1	1512373015	• TEE	1				
	1420010290	• • O-RING	1				
2-2	1513350020	• ELBOW	1				
	1420010290	• • O-RING	1				
2-3	1901744200	• VALVE, stop	1				
2-4	1420310021	• O-RING	2				
3	X *****	MANIFOLD ASSY	1				X05750-03230-1
3-1	0565029610	• MANIFOLD	1				
3-2	1511061604	• ADAPTOR	4				
	1420010180	• • O-RING	1				
3-3	1511061606	• ADAPTOR	1				
	1420010240	• • O-RING	1				
3-4	1420310016	• O-RING	5				
3-5	1420310018	• O-RING	1				
3-6	1511261906	• ELBOW	1				
	1420010240	• O-RING	1				
4	X *****	VALVE ASSY, solenoid	1				X05750-00350-1
	X *****	VALVE ASSY, solenoid	2				with 2nd, 3rd, 4th aux. line
4-1	1515600571	• ADAPTOR	2				
	1420010110	• • O-RING	1				
4-2	1515010130	• ELBOW	2				
	1420010110	• • O-RING	1				
4-4	1901738500	• VALVE, proportional control	1				
4-5	1513370046	• ADAPTOR (with filter)	1				
	1420010110	• • O-RING	1				
6	X *****	FILTER ASSY	1				X05750-00450-0
6-1	1551200600	• FILTER	1				
6-1-1	1551200601	• • ELEMENT	1				
6-1-2	1551200602	• • COVER, head	1				
6-1-3	1551200603	• • CASE	1				
6-1-4	1551200604	• • O-RING	1				
6-2	1515010042	• ELBOW	1				
	1420010180	• • O-RING	1				
6-3	1515010051	• ELBOW	1				
	1420010180	• • O-RING	1				
10	0575000520	BRACKET	1				
13	0575004010	BRACKET	1			M	
16	1100040820	BOLT	2				with 2nd, 3rd, 4th aux. line
	1100040820	BOLT	4				
19	1100040875	BOLT	2				
22	1100041025	BOLT	2				
23	1100041080	BOLT	2			M	
24	1100041095	BOLT	6				
28	1140020008	WASHER, spring	4				
	1140020008	WASHER, spring	6				with 2nd aux. line
	1140020008	WASHER, spring	10				with 2nd, 3rd, 4th aux. line
29	1140020010	WASHER, spring	10				
	1140020010	WASHER, spring	14				with 4th aux. line
33	1141110008	WASHER	2				
	1141110008	WASHER	6				with 2nd, 3rd, 4th aux. line
34	1141110010	WASHER	4				
41	1700100064	SWITCH, foot	1				with 2nd, 3rd, 4th aux. line
43	0575003410	VALVE ASSY, solenoid	1				with 4th aux. line

TB1140 Book No. BN2Z001 S/N 51420001-
VALVE & ACCESSORIES (2/3)

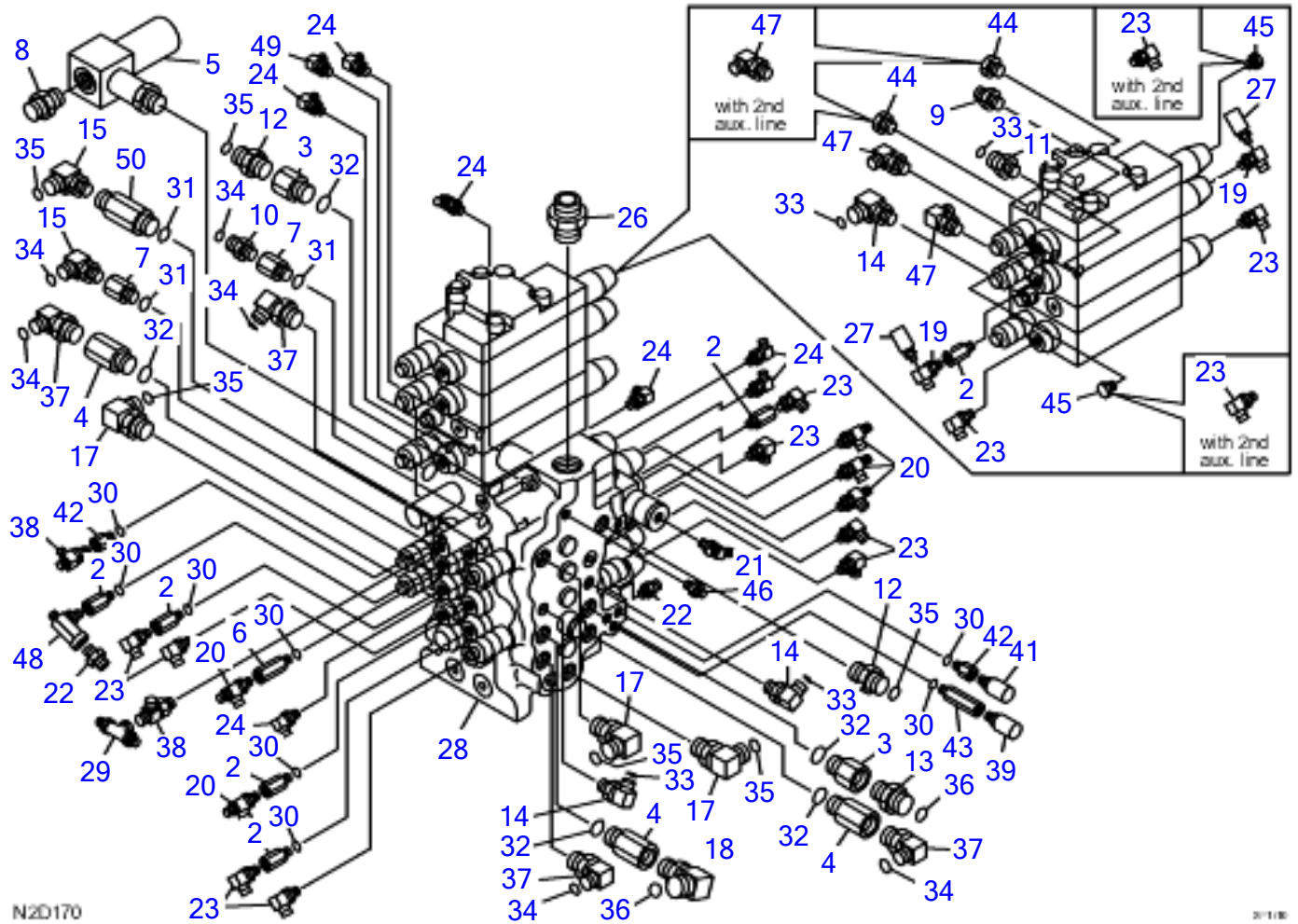


S-1/10, 1/22

VALVE & ACCESSORIES (2/3)

Item	Part number	Description	Q'ty	Chan.	Serial No.	Serv.	Remarks
43-1	1515012040	• ELBOW	1				with 4th aux. line
43-1	1420010110	• • O-RING	1				with 4th aux. line
43-2	1515600202	• ADAPTOR	4				with 4th aux. line
43-2	1420010180	• • O-RING	1				with 4th aux. line
43-3	1515600577	• ADAPTOR	2				with 4th aux. line
43-3	1420010180	• • O-RING	1				with 4th aux. line
43-4	1901748300	• VALVE, solenoid	1				with 4th aux. line
44	0577304550	BRACKET	1				with 4th aux. line
45	1100041045	BOLT	4				with 4th aux. line
46	1110040870	SCREW, cap	2				with 4th aux. line
47	1140420008	WASHER, spring	2				with 4th aux. line
	N2d041						

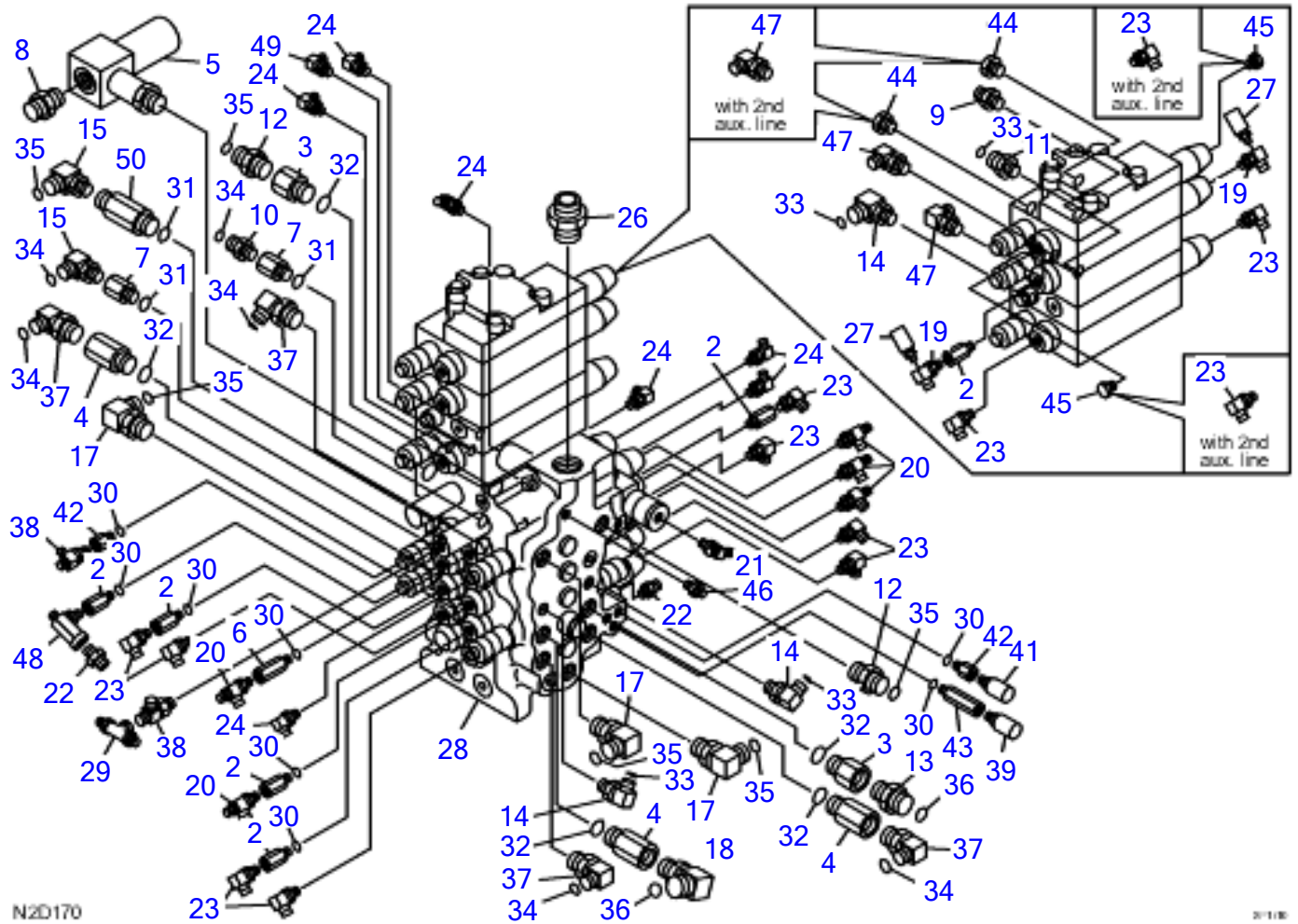
TB1140 Book No. BN2Z001 S/N 51420001-
VALVE & ACCESSORIES (3/3)



VALVE & ACCESSORIES (3/3)

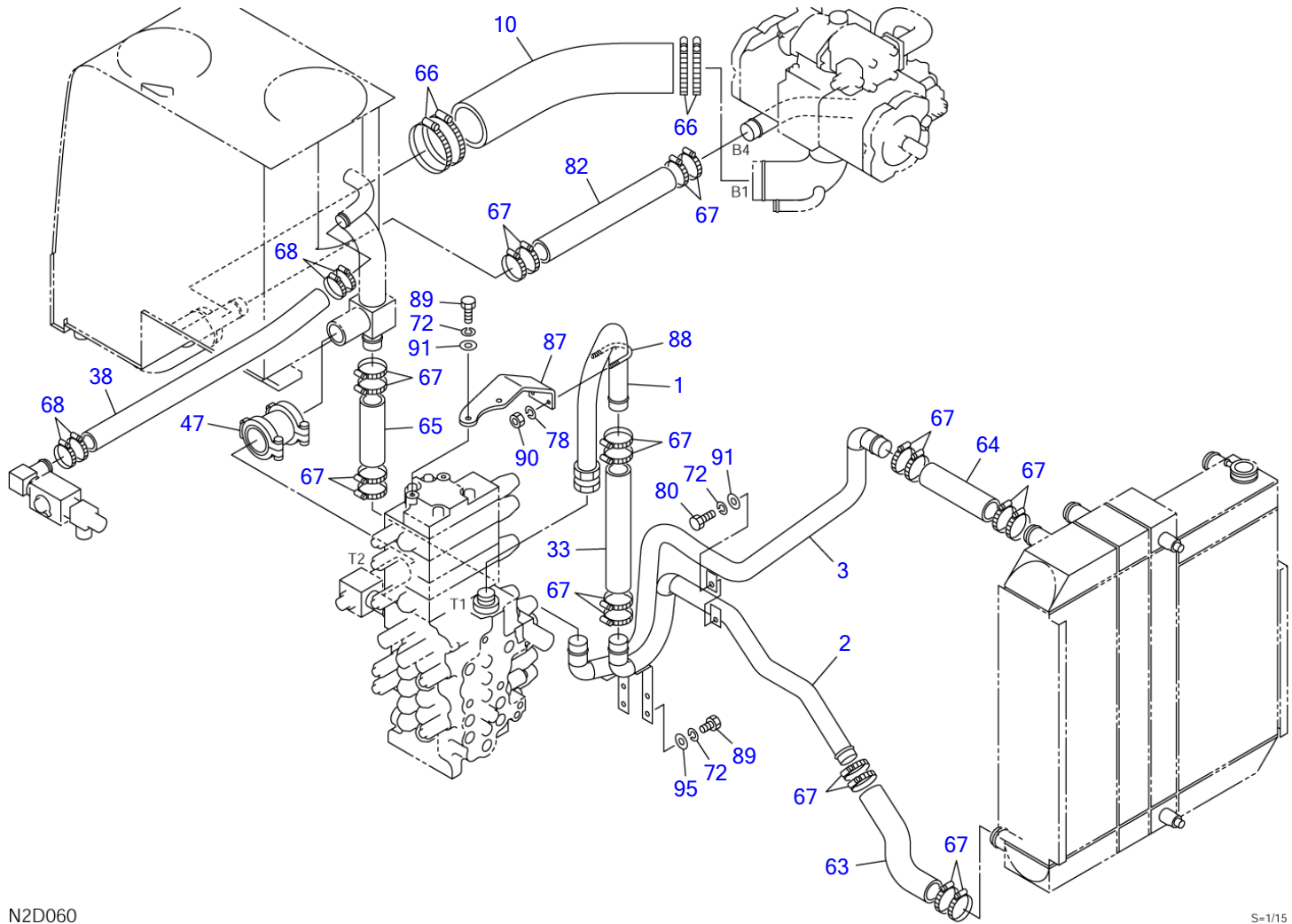
Item	Part number	Description	Qty	Chan.	Serial No.	Serv.	Remarks
0	X *****	VALVE SUB ASSY, control	1				X05750-03110-2
	X *****	VALVE SUB ASSY, control (with 2nd aux. line)	1				X05750-03210-2
2	0007213028	• BUSHING	6				
	1420010110	* * o-ring	1				
3	0007213034	• BUSHING	2				
4	0007213050	• BUSHING	3				
5	0575000550	• ELBOW	1				
	1420010290	• • O-RING	1				
6	0007213061	• BUSHING	1				
7	0007213010	• BUSHING	2				
	1420010180	* * o-ring	1				
8	1515600203	• ADAPTOR	1				
	1420010240	• • O-RING	1				
9	1515600202	• ADAPTOR	1				
	1420010180	• • O-RING	1				
10	1511061604	• ADAPTOR	1				
	1420010180	• • O-RING	1				
11	1511061304	• ADAPTOR	1				
	1420010180	• • O-RING	1				
12	1511061906	• ADAPTOR	2				
	1420010240	• • O-RING	1				
13	1511062306	• ADAPTOR	1				
	1420010240	• • O-RING	1				
14	1511161304	• ELBOW	3				
	1420010180	• • O-RING	1				
15	1511161604	• ELBOW	2				
	1420010180	• • O-RING	1				
17	1511161906	• ELBOW	3				
	1420010240	• • O-RING	1				
18	1511162306	• ELBOW	1				
	1420010240	• • O-RING	1				
19	1512330003	• ELBOW	2				
	1420010110	• • O-RING	1				
20	1512373007	• TEE	5				
	1420010110	• • O-RING	1				
21	1512370010	* TEE	1				
	1420010110	* * O-RING	1				
22	1515600571	• ADAPTOR	2				
	1420010110	• • O-RING	1				
23	1515010130	• ELBOW	11				
	1420010110	• • O-RING	1				
	1515010130	• ELBOW	13				with 2nd aux. line
	1420010110	• • O-RING	1				
24	1515012040	• ELBOW	8				
	1420010110	• • O-RING	1				
26	1515600205	• ADAPTOR	1				
	1420010380	• • O-RING	1				
27	1700100015	• SWITCH, pressure	2				
28	1901046800	• VALVE, control	1				
29	1901754100	• VALVE, shuttle	1				
30	1420010110	• O-RING	6				
31	1420010180	• O-RING	3				
32	1420010240	• O-RING	5				
33	1420310014	• O-RING	4				
34	1420310016	• O-RING	6				
35	1420310018	• O-RING	6				
36	1420310021	• O-RING	2				
37	1511161606	• ELBOW	4				
	1420010240	• • O-RING	1				
38	1512370011	• TEE	1				
	1420010110	• • O-RING	1				
39	1700100069	• SWITCH, pressure	1				
	1420010110	• • O-RING	1				
41	1700100065	• SWITCH, pressure	1				
	1420010110	• • O-RING	1				
42	0007213042	• BUSHING	3				
43	0007213058	* BUSHING	1				

TB1140 Book No. BN2Z001 S/N 51420001-
VALVE & ACCESSORIES (3/3)



VALVE & ACCESSORIES (3/3)

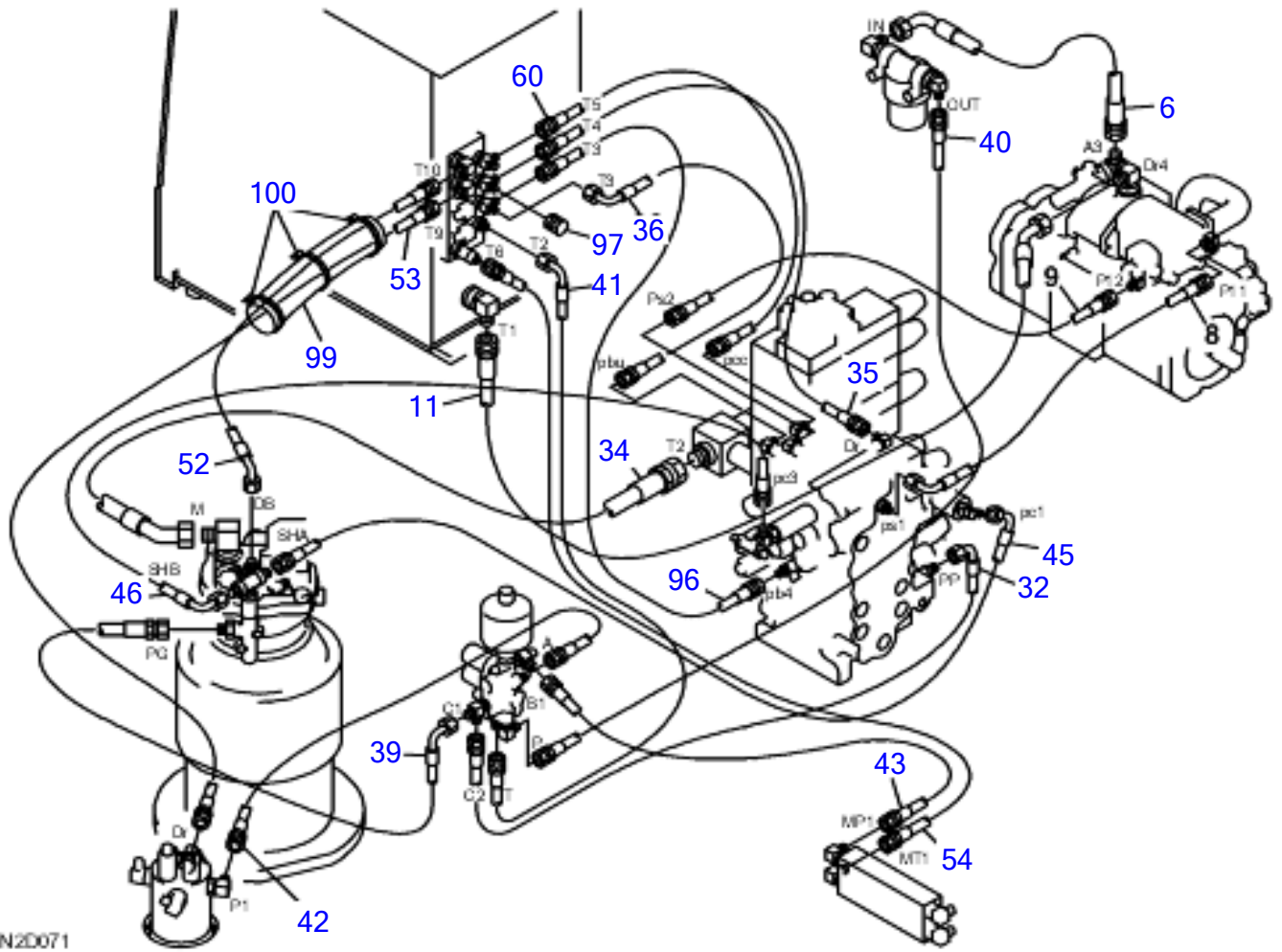
Item	Part number	Description	Q'ty	Chan.	Serial No.	Serv.	Remarks
44	1501750004	• PLUG	2				without 2nd aux. line
	1420010180	• • O-RING	1				
45	1501750002	• PLUG	2				without 2nd aux. line
	1420010110	• • O-RING	1				
46	0575002020	• ADAPTOR (with orifice)	1				
	1420010110	• • O-RING	1				
47	1515010042	• ELBOW	2				
	1515010042	• ELBOW	4				with 2nd aux. line
	1420010180	• • O-RING	1				
48	1513390029	• TEE	1				
	1420010110	• • O-RING	1				
49	0575002030	• ELBOW	1				
50	0007213038	• BUSHING	1				
	N2D170						



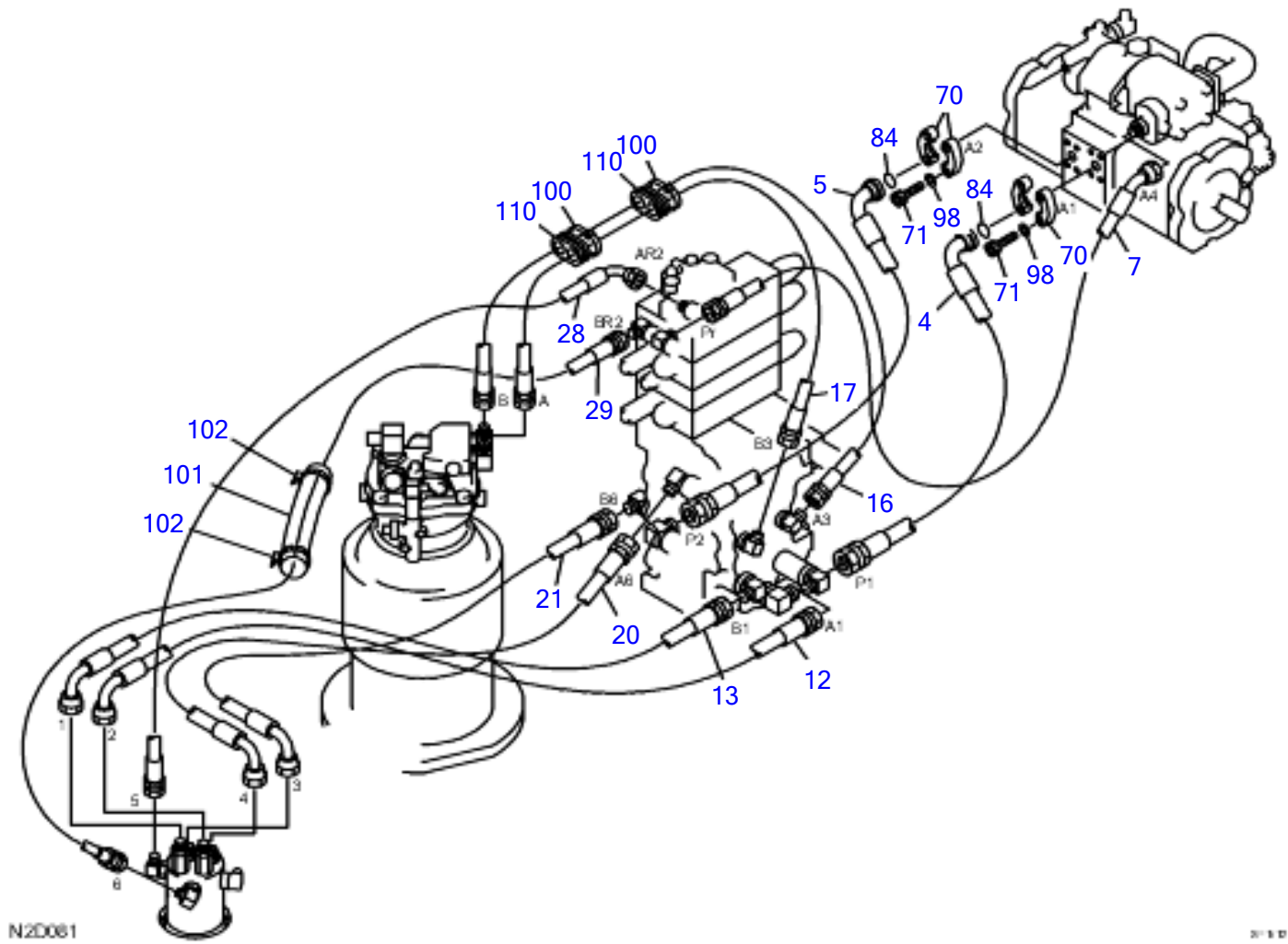
N2D060

S=1/15

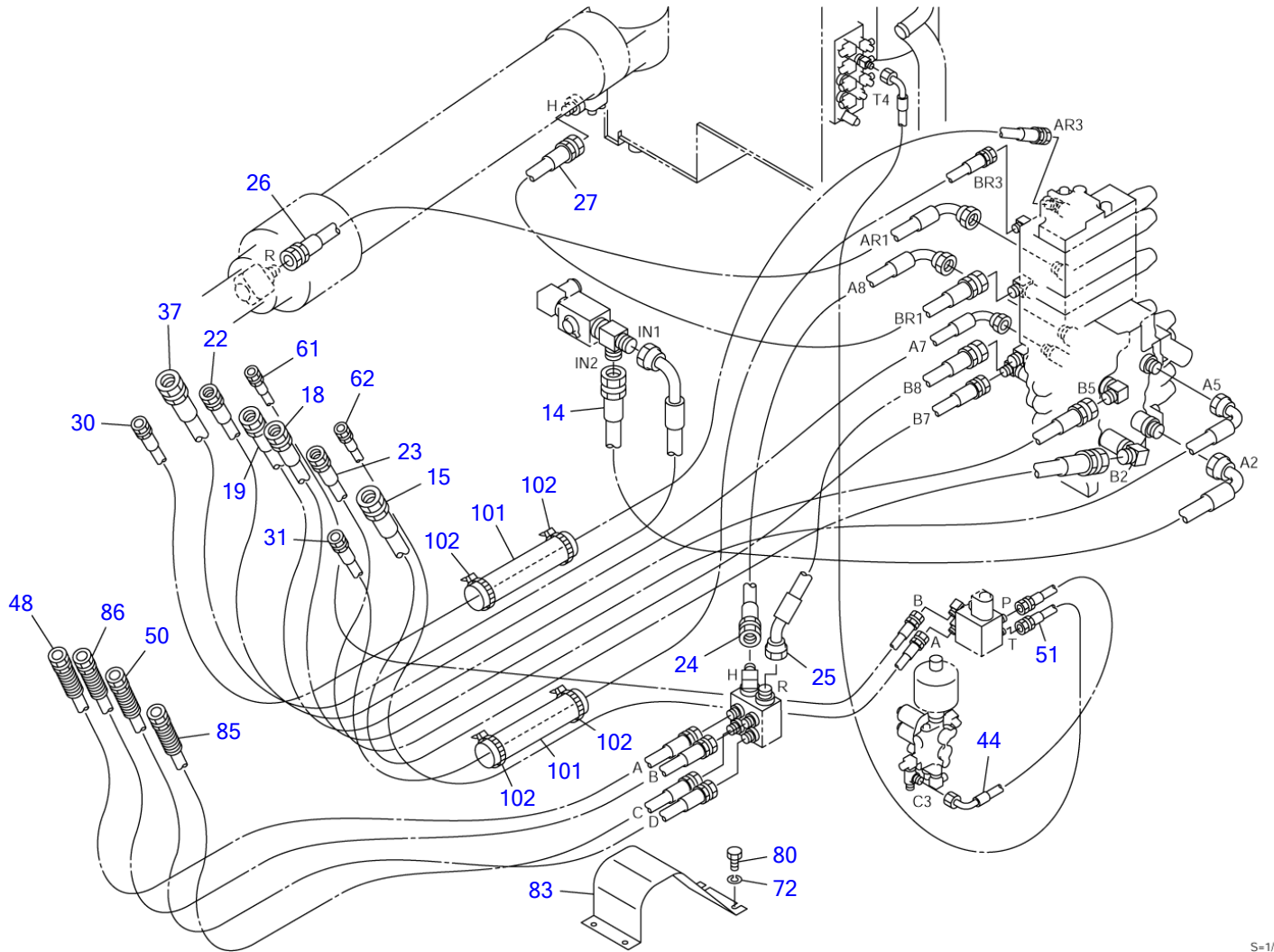
		PIPING; UPPER (1/5)				
Item	Part number	Description	Q'ty	Chan.	Serial No.	Serv. Remarks
		PIPING ASSY, upper				X05770-03700-0
		PIPING ASSY, upper (with 2nd aux. line)				X05770-03800-0
		PIPING ASSY, upper (with 3rd aux. line)				X05770-03900-0
		PIPING ASSY, upper (with 4th aux. line)				X05770-04000-0
		PIPING ASSY, upper (with high press. 3rd aux. line)				X05770-04100-0
		PIPING ASSY, upper (with high press. 3rd, 4th aux. line)				X05770-04200-0
1	0577000010	PIPE	1			
2	0577003730	PIPE	1			M
3	0577003740	PIPE	1			M
10	0577000100	HOSE	1			sold by the meter
33	1530541033	HOSE	1			sold by the meter
38	1530534075	HOSE	1			sold by the meter
47	1534200032	COUPLING	1			
63	0577003720	HOSE	1			M
64	1530541025	HOSE	1			M sold by the meter
65	1530541017	HOSE	1			sold by the meter
66	1533700115	BAND	4			
67	1533700060	BAND	20			
68	1533700048	BAND	4			
72	1140020010	WASHER, spring	7			
78	1140020008	WASHER, spring	2			
80	1100041020	BOLT	1			
82	1530741045	HOSE	1			sold by the meter
87	0577000870	SUPPORT	1			
88	1533201012	U-BOLT	1			
89	1100041025	BOLT	6			
90	1130040008	NUT	2			
91	1141110010	WASHER	3			
95	0003600025	WASHER	4			
	N2d061					



		PIPING; UPPER (2/5)					
Item	Part number	Description	Q'ty	Chan.	Serial No.	Serv.	Remarks
		PIPING ASSY, upper					X05770-03700-0
		PIPING ASSY, upper (with 2nd aux. line)					X05770-03800-0
		PIPING ASSY, upper (with 3rd aux. line)					X05770-03900-0
		PIPING ASSY, upper (with 4th aux. line)					X05770-04000-0
		PIPING ASSY, upper (with high press. 3rd aux. line)					X05770-04100-0
		PIPING ASSY, upper (with high press. 3rd, 4th aux. line)					X05770-04200-0
6	0577003810	HOSE ASSY	1			M	
8	0577000080	HOSE ASSY	1				18010-52124
9	0577002980	HOSE ASSY	1				18010-22110
11	0577003780	HOSE ASSY	1			M	18010-91080
32	0577000320	HOSE ASSY	1				18010-53110
34	0577003090	HOSE ASSY	1				18010-26066
	0577003890	HOSE ASSY	1				
35	0577000350	HOSE ASSY	1				18010-22040
36	0577000360	HOSE ASSY	1				18010-52032
39	0577003110	HOSE ASSY	1				18010-52054
40	0577003790	HOSE ASSY	1			M	18010-23205
41	0577000410	HOSE ASSY	1				18010-52132
42	0577000420	HOSE ASSY	1				18010-22100
43	0577000430	HOSE ASSY	1				18010-23135
45	0577003830	HOSE ASSY	1				18010-52096
46	0577003840	HOSE ASSY	1				
52	0577003520	HOSE ASSY	1				18010-53056
53	0577000535	HOSE ASSY	1				18010-53144
54	0577000540	HOSE ASSY	1				18010-23220
60	0577002990	HOSE ASSY	1				18010-22040
96	0577000960	HOSE ASSY	1				18010-22100
97	1513900002	SOCKET	1				
	1420310908	* O-RING	1				
99	1531350050	PROTECTOR	1				sold by the meter
100	1652201007	BAND	3				
	N2d071						



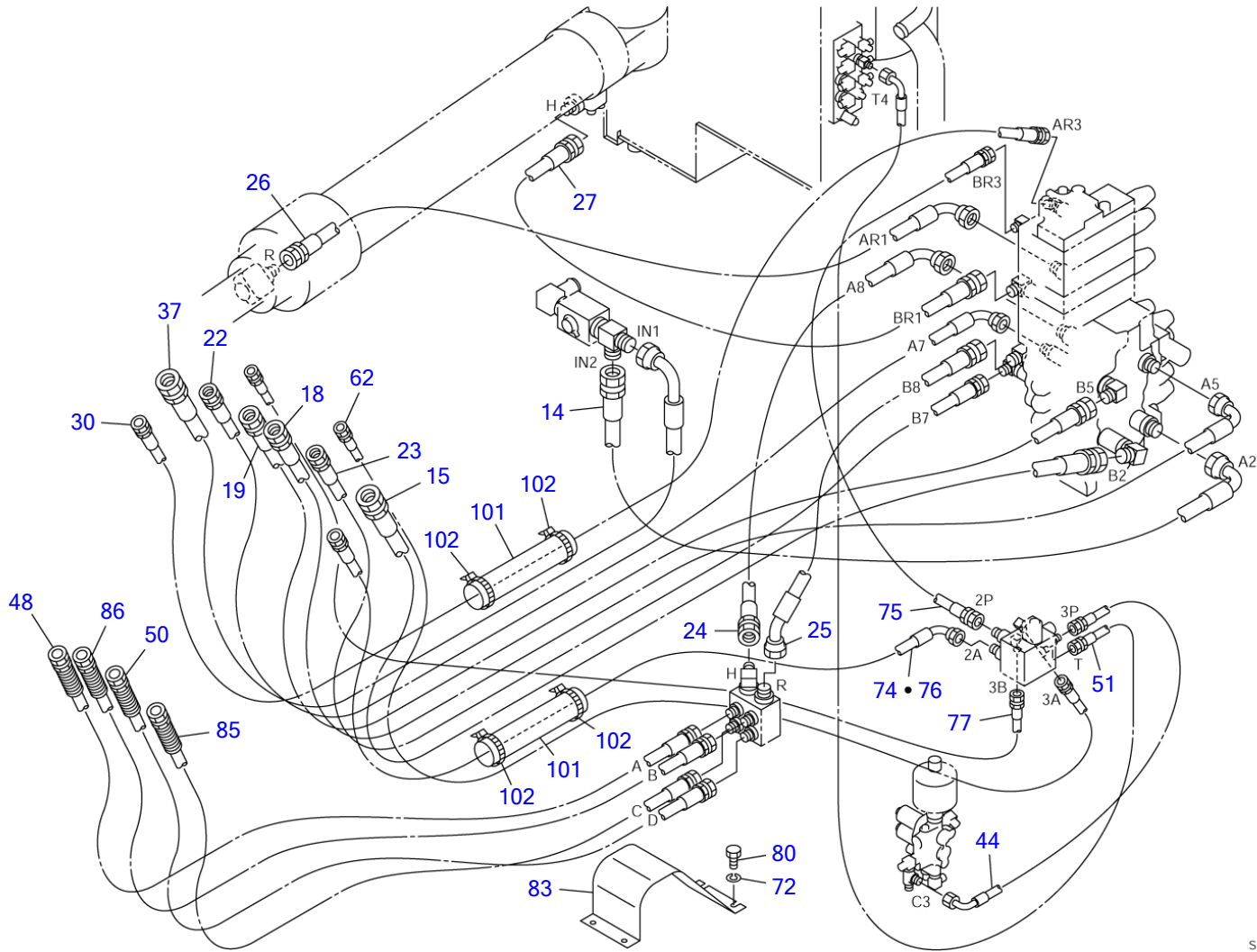
Item	Part number	DESCRIPTION	Q'ty	Chan.	Serial No.	Serv.	Remarks
		PIPING; UPPER (3/5)					
		PIPING ASSY, upper					X05770-03700-0
		PIPING ASSY, upper (with 2nd aux. line)					X05770-03800-0
		PIPING ASSY, upper (with 3rd aux. line)					X05770-03900-0
		PIPING ASSY, upper (with 4th aux. line)					X05770-04000-0
		PIPING ASSY, upper (with high press. 3rd aux. line)					X05770-04100-0
		PIPING ASSY, upper (with high press. 3rd, 4th aux. line)					X05770-04200-0
4	0577000040	HOSE ASSY	1				18037-66108
5	0577000050	HOSE ASSY	1				18037-66090
7	0577003770	HOSE ASSY	1			M	18025-42078
12	0577003020	HOSE ASSY	1				18035-15069
13	0577000130	HOSE ASSY	1				18035-15061
16	0577003030	HOSE ASSY	1				18035-04125
17	0577003040	HOSE ASSY	1				18035-04114
20	0577000200	HOSE ASSY	1				18035-15106
21	0577003210	HOSE ASSY	1				18035-15082
28	0577003280	HOSE ASSY	1				18025-41114
29	0577003290	HOSE ASSY	1				18025-40118
70	1533551006	FLANGE	4				
71	1110041035	SCREW, cap	8				
84	1420310214	O-RING	2				
98	1140420010	WASHER, spring	8				
100	1652201007	BAND	2				
101	1531325030	PROTECTOR	1				sold by the meter
102	1652201005	BAND	2				
110	0097210300	GUARD	2				
	N2d081						



S=1/15

PIPING; UPPER (4/5)

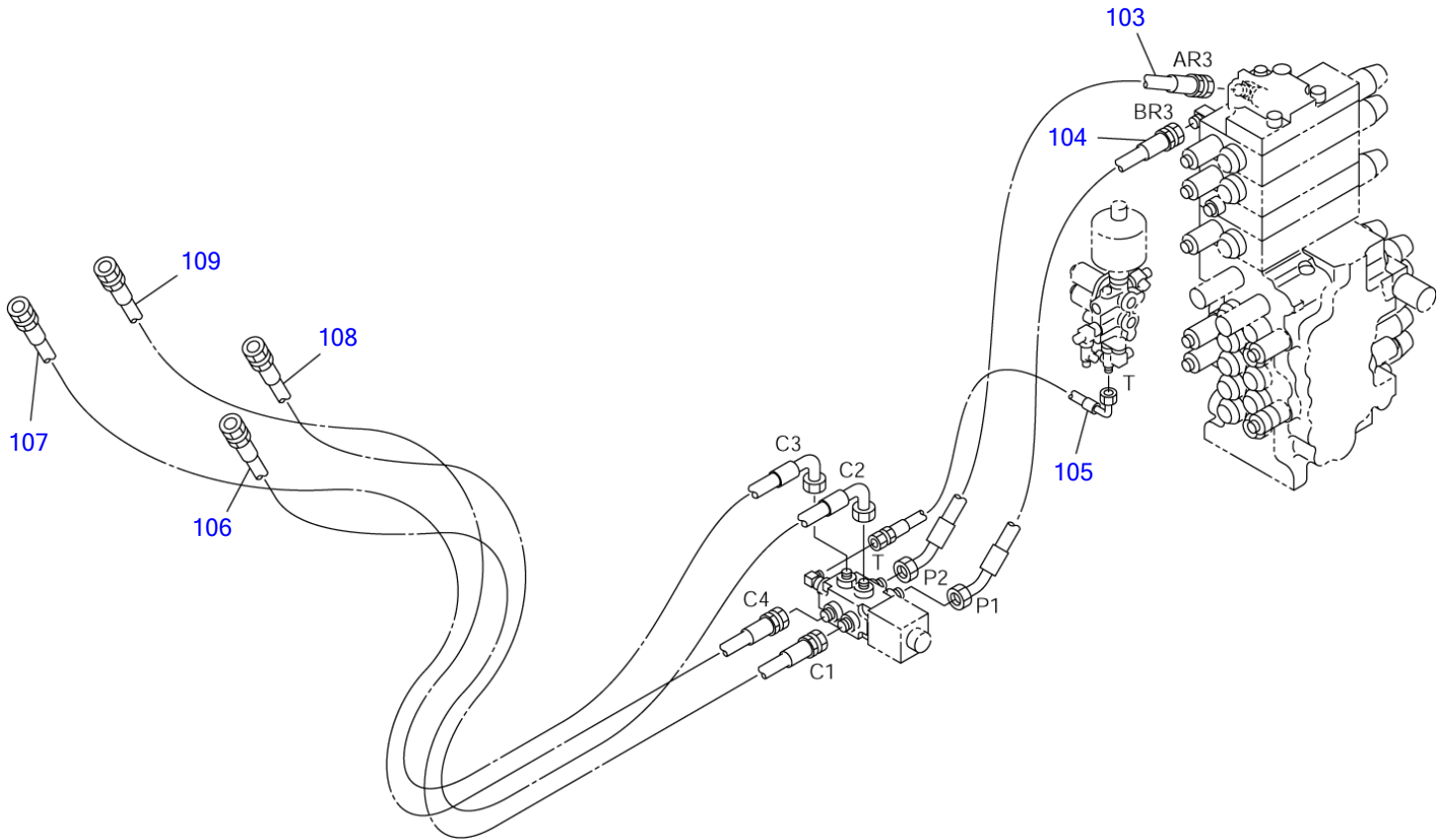
Item	Part number	Description	Q'ty	Chan.	Serial No.	Serv.	Remarks
		PIPING ASSY, upper					X05770-03700-0
		PIPING ASSY, upper (with 2nd aux. line)					X05770-03800-0
		PIPING ASSY, upper (with 3rd aux. line)					X05770-03900-0
		PIPING ASSY, upper (with 4th aux. line)					X05770-04000-0
14	0577000140	HOSE ASSY	1				18040-17130
15	0577000150	HOSE ASSY	1				18043-07315
18	0577000180	HOSE ASSY	1				18038-16335
19	0577000190	HOSE ASSY	1				18038-06315
22	0577002220	HOSE ASSY	1				18038-15340
23	0577002230	HOSE ASSY	1				18038-05320
24	0577003240	HOSE ASSY	1				18035-16096
25	0577003250	HOSE ASSY	1				18035-25088
26	0577003260	HOSE ASSY	1				18037-14240
27	0577003270	HOSE ASSY	1				18037-04200
30	0577002710	HOSE ASSY	1				with 2nd, 3rd aux. line
31	0577002720	HOSE ASSY	1				with 2nd, 3rd aux. line
37	0577000370	HOSE ASSY	1				18043-17287
44	0577002440	HOSE ASSY (18010-53066)	1				with 3rd, 4th aux. line
48	0577000480	HOSE ASSY	1				18038-05187
50	0577000500	HOSE ASSY	1				18038-05191
51	0577000510	HOSE ASSY	1				with 3rd, 4th aux. line
61	0577002810	HOSE ASSY (18010-23345)	1				with 3rd, 4th aux. line
62	0577002820	HOSE ASSY (18010-23345)	1				with 3rd, 4th aux. line
72	1140020010	WASHER, spring	4				
80	1100041020	BOLT	4				
83	0577000900	GUIDE	1				
85	0577000850	HOSE ASSY	1				18038-05187
86	0577000860	HOSE ASSY	1				18038-05191
101	1531325030	PROTECTOR (sold by the meter)	2				except for 4th aux. line
102	1652201005 N2d091	BAND	4				except for 4th aux. line



S=1/15

PIPING; UPPER (4/5) (with high pressure 3rd, 3rd & 4th aux. lines)

Item	Part number	Description	Q'ty	Chan.	Serial No.	Serv.	Remarks
		PIPING ASSY, upper (with high press. 3rd aux. line)					X05770-04100-0
		PIPING ASSY, upper (with high press. 3rd, 4th aux. line)					X05770-04200-0
14	0577000140	HOSE ASSY	1				18040-17130
15	0577000150	HOSE ASSY	1				18043-07315
18	0577000180	HOSE ASSY	1				18038-16335
19	0577000190	HOSE ASSY	1				18038-06315
22	0577002220	HOSE ASSY	1				18038-15340
23	0577002230	HOSE ASSY	1				18038-05320
24	0577003240	HOSE ASSY	1				18035-16096
25	0577003250	HOSE ASSY	1				18035-25088
26	0577003260	HOSE ASSY	1				18037-14240
27	0577003270	HOSE ASSY	1				18037-04200
30	0577002710	HOSE ASSY	1				with high press. 3rd aux. line
37	0577000370	HOSE ASSY	1				18043-17287
44	0577002440	HOSE ASSY	1				18010-53066
48	0577000480	HOSE ASSY	1				18038-05187
50	0577000500	HOSE ASSY	1				18038-05191
51	0577000510	HOSE ASSY	1				
62	0577002820	HOSE ASSY	1				18010-23345
72	1140020010	WASHER, spring	4				
74	0577003610	HOSE ASSY	1				with high press. 3rd, 4th aux. line
75	0577003410	HOSE ASSY	1				
76	0577003420	HOSE ASSY	1				with high press. 3rd aux. line
77	0577003430	HOSE ASSY	1				
80	1100041020	BOLT	4				
83	0577000900	GUIDE	1				
85	0577000850	HOSE ASSY	1				18038-05187
86	0577000860	HOSE ASSY	1				18038-05191
101	1531325030	PROTECTOR	2				sold by the meter
102	1652201005	BAND	4				
	N2d101						

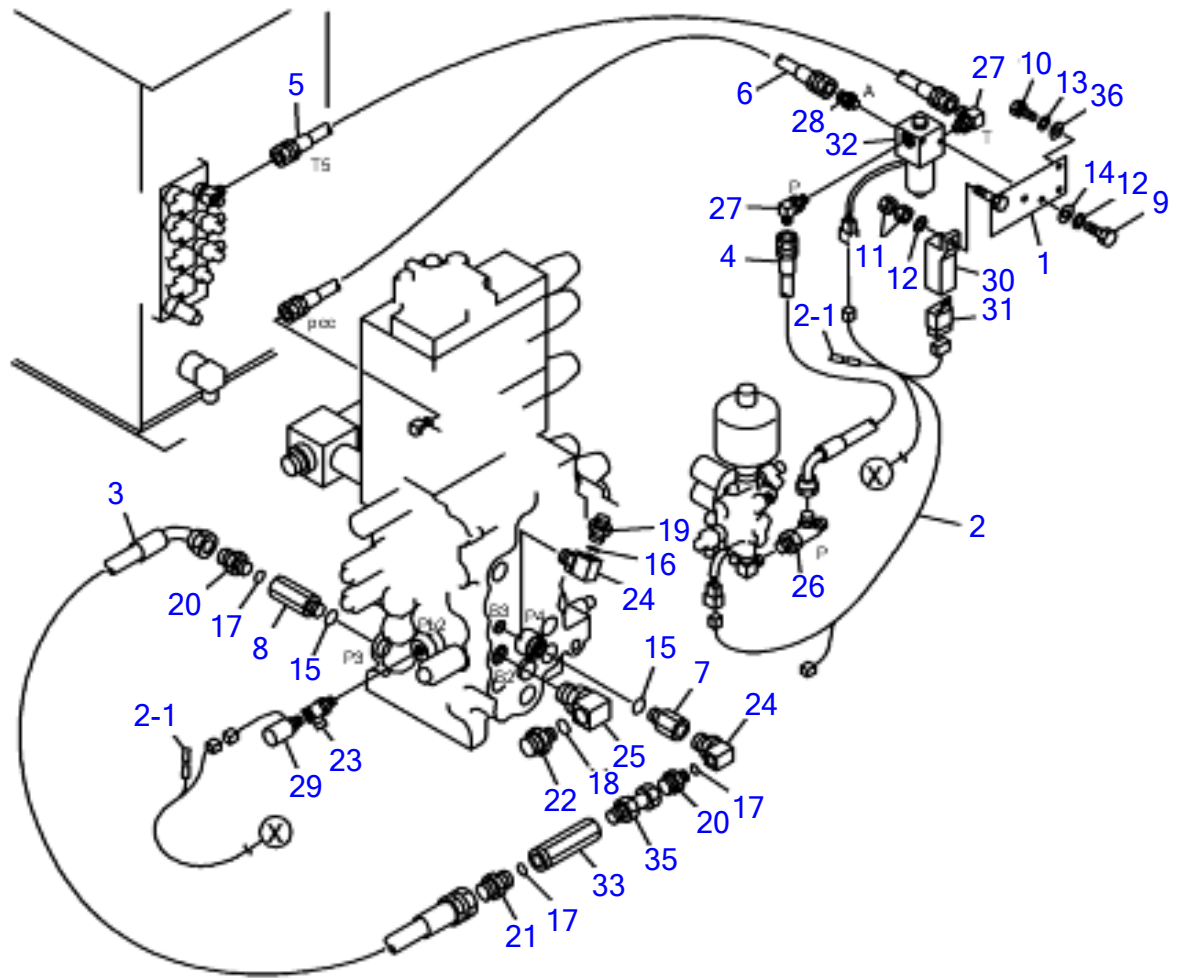


N2D110

S=1/12

PIPING; UPPER (5/5) (with 4th aux. Lines)

Item	Part number	Description	Q'ty	Chan.	Serial No.	Serv.	Remarks
		PIPING ASSY, upper (with 4th aux. line)					X05770-04000-0
		PIPING ASSY, upper (with high press. 3rd, 4th aux. line)					X05770-04200-0
103	0577003330	HOSE ASSY	1				18027-42096
104	0577003320	HOSE ASSYr (with 4th aux. line)	1				18027-42086
105	0577003310	HOSE ASSY	1				18010-52040
106	0577002940	HOSE ASSY	1				
107	0577002950	HOSE ASSY	1				
108	0577002960	HOSE ASSY	1				18025-21265
109	0577002970	HOSE ASSY	1				18025-21265
	N2d111						



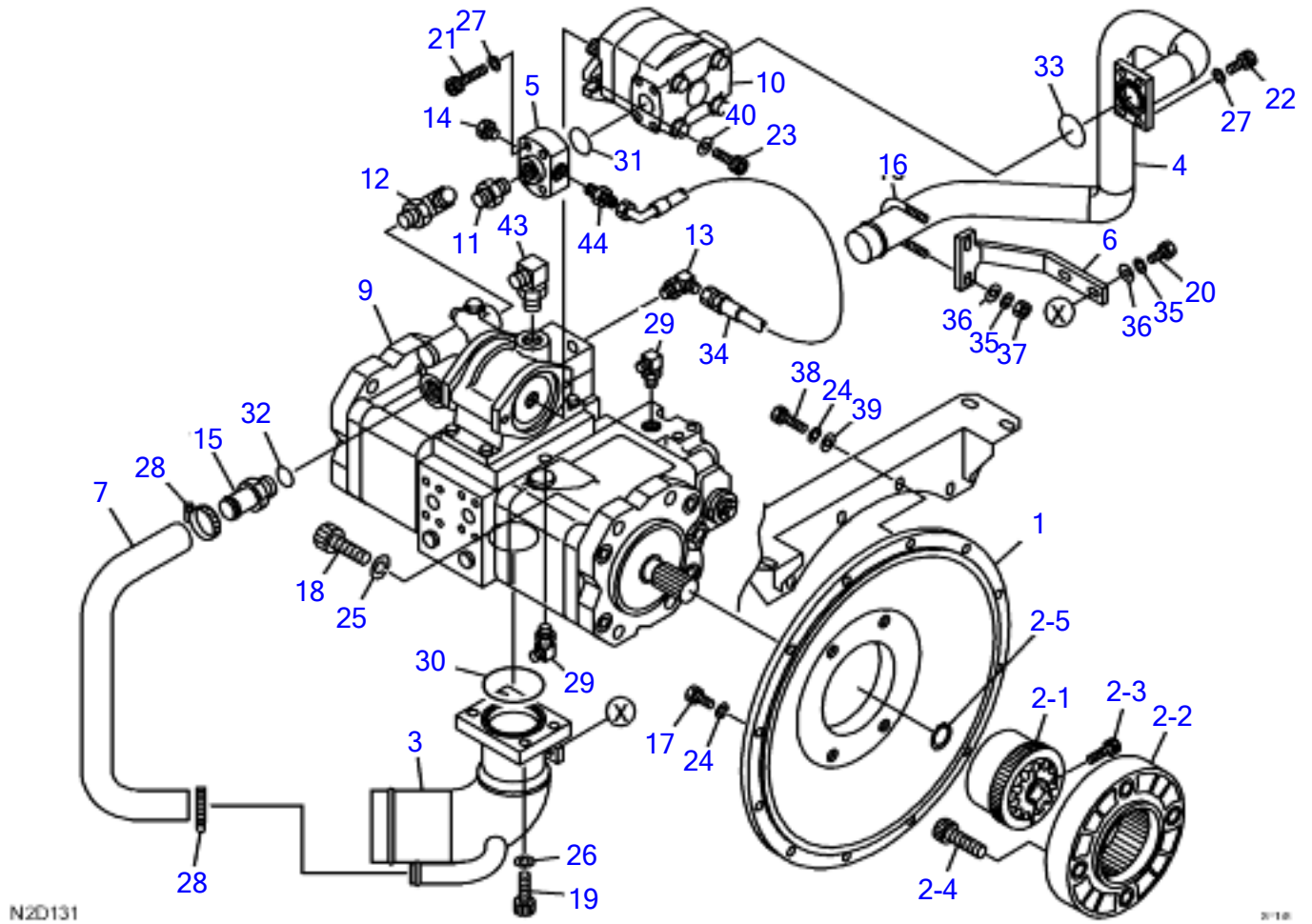
N2D180

20110305

SERVICE HIGH FLOW

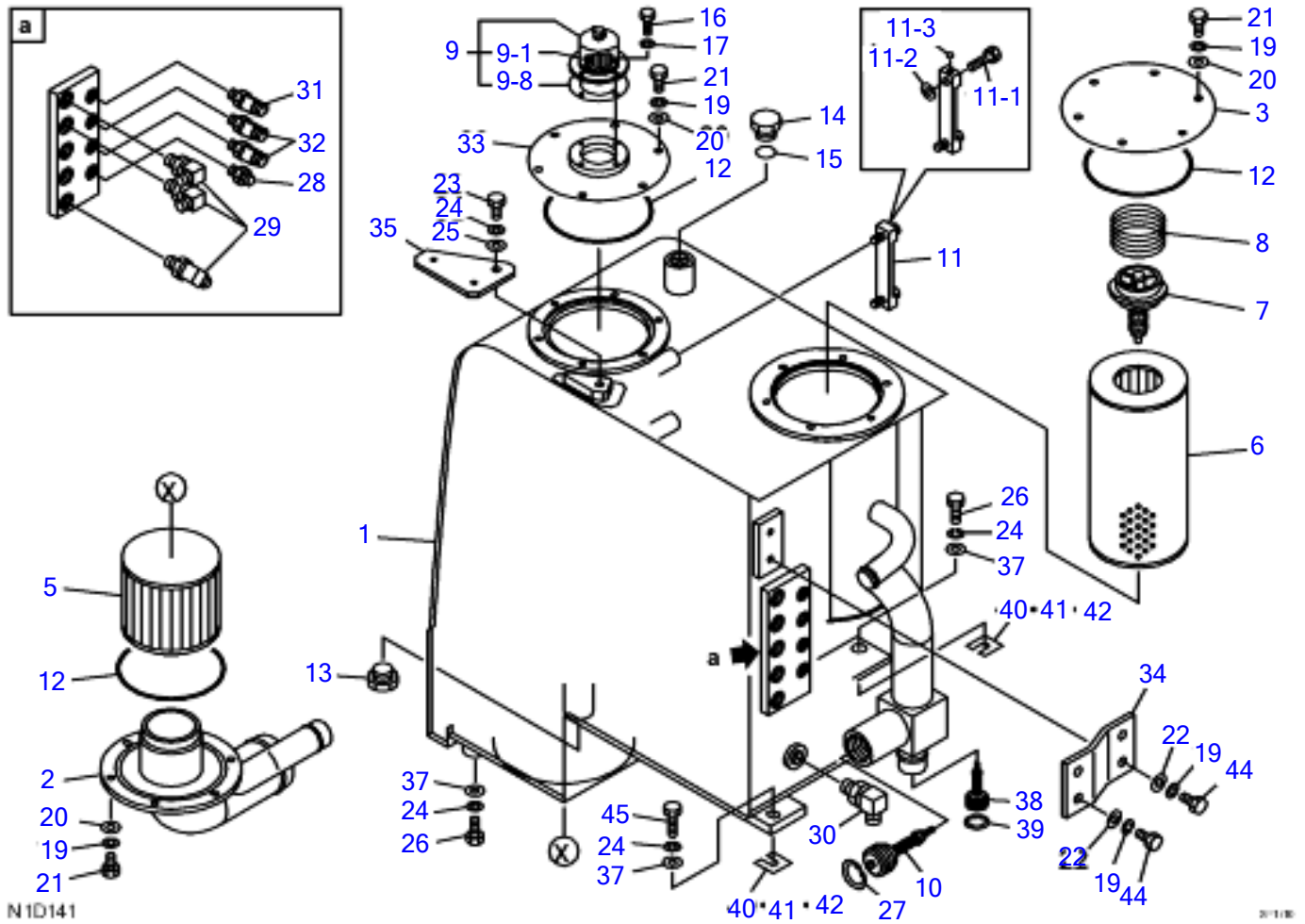
Item	Part number	Description	Q'ty	Chan.	Serial No.	Serv.	Remarks
		SERVICE HIGH FLOW ASSY					
1	0577305110	PLATE	1				
2	0557305120	WIRING HARNESS ASSY	1				
2-1	1730500008	* DIODE YELLOW	2				
3	0577305130	HOSE ASSY	1				
4	0577305140	HOSE ASSY	1				
5	0577305150	HOSE ASSY	1				
6	0577305160	HOSE ASSY	1				
7	0007213010	BUSHING	1				
	1420010180	* O-RING	1				
8	0007213013	BUSHING	1				
9	1100040620	BOLT	2				
10	1100040820	BOLT	2				
11	1130040006	NUT	2				
12	1140020006	SPRING WASHER	3				
13	1140020008	SPRING WASHER	2				
14	1141110006	WASHER	2				
15	1420010180	O-RING	2				
16	1420310014	O-RING	1				
17	1420310018	O-RING	3				
18	1420310021	O-RING	1				
19	1511061304	ADAPTOR	1				
	1420010180	* O-RING	1				
20	11511061904	ADAPTOR	2				
	1420010180	* O-RING	1				
21	1511061906	ADAPTOR	1				
	1420010240	* O-RING	1				
22	1511062306	ADAPTOR	1				
	1420010240	* O-RING	1				
23	1512330006	ELBOW	1				
24	1513300016	ELBOW	2				
	1420010180	* O-RING	1				
25	1513300029	ELBOW	1				
26	1513390043	TEE	1				
27	1515012040	ELBOW	2				
	1420010110	* O-RING	1				
28	1515600200	ADAPTOR	1				
	1420010110	* O-RING	1				
29	1700100015	PRESSURE SWITCH	1				
30	1700100038	COVER	1				
31	1711900049	RELAY	1				
32	1901739600	SOLENOID VALVE	1				
33	1901754300	CHECK VALVE	1				
35	0576000062	ADAPTOR	1				
	1420010240	* O-RING	1				
36	1141110008	WASHER	2				
	N2D180						

TB1140 Book No. BN2Z001 S/N 51420001-
PUMP DRIVE



PUMP DRIVE							Remarks
Item	Part number	Description	Q'ty	Chan.	Serial No.	Serv.	
		PUMP ASSY, drive					X05752-01100-0
1	0575201140	HOUSING	1			M	
2	1607000090	COUPLING	1			M	
2-1	1607000091	• BOSS, coupling	1			M	
2-2	1607000092	• COUPLING	1			M	
2-3	1110021235	• SCREW, cap	1			M	
2-4	1110021660	• SCREW, cap	4			M	
2-5	1221000028	• RING, snap	1			M	
3	0575201110	PIPE	1			M	
4	0575201120	PIPE	1			M	
5	0575200320	NIPPLE, flange	1				
6	0575200410	STAY	1				
7	0575200340	HOSE	1				
9	1902022900	PUMP, hydraulic	1			M	
10	1902023000	PUMP, gear	1			M	
11	1515600202	ADAPTOR	1				
	1420010180	• O-RING	1				
12	1515010042	ELBOW	1				
	1420010180	• O-RING	1				
13	1515012040	ELBOW	1				
	1420010110	• O-RING	1				
14	1501750002	PLUG	1				
	1420010110	• O-RING	1				
15	0007223005	ADAPTOR	1				
16	1533201012	U-BOLT	1				
17	1100041025	BOLT	9				
18	1111041655	SCREW, cap	4				
19	1110041240	SCREW, cap	4				
20	1100040825	BOLT	2				
21	1110041045	SCREW, cap	4				
22	1110041025	SCREW, cap	4				
23	1110041030	SCREW, cap	2				
24	1140020010	WASHER, spring	12				
25	1140420016	WASHER, spring	4				
26	1140420012	WASHER, spring	4				
27	1140420010	WASHER, spring	8				
28	1533700041	CLAMP	2				
29	0575002030	ELBOW (with orifice)	2				
30	1420110700	O-RING	1				
31	1420110350	O-RING	1				
32	1420010240	O-RING	1				
33	1420110400	O-RING	1				
34	1802701056	HOSE ASSY	1				
35	1140020008	WASHER, spring	4				
36	0003608252	WASHER	4				
37	1130040008	NUT	2				
38	1100041035	BOLT	3				
39	0003600020	WASHER	3				
40	0003900039	WASHER	2				
43	1515010052	ELBOW	1				
	1420010240	• O-RING	1				
44	1515600200	ADAPTOR	1				
	1420010110	* O-RING	1				
	N2d131						

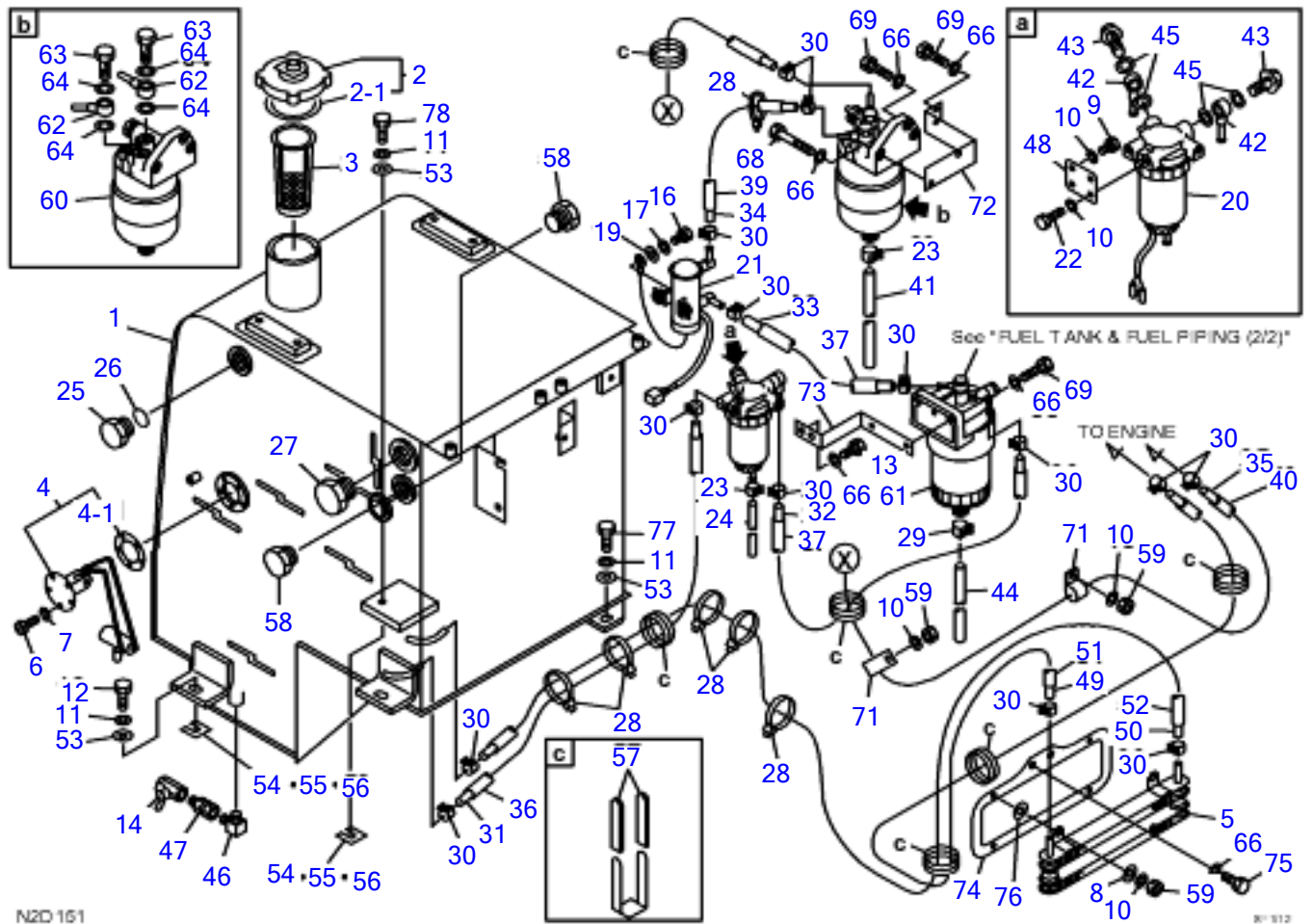
TB1140 Book No. BN2Z001 S/N 51420001-
HYDRAULIC TANK



HYDRAULIC TANK

Item	Part number	Description	Q'ty	Chan.	Serial No.	Serv.	Remarks
		TANK ASSY, hydraulic					X05780-01000-1
1	0578000600	TANK, hydraulic	1				
2	0578000220	PIPE	1				
3	0578000300	COVER	1				
5	1550100110	FILTER	1				
6	1551103400	FILTER	1				
7	1551103500	VALVE	1				
8	0007000031	SPRING	1				
9	1552000900	BREATHER, air	1				
9-1	1552000902	· ELEMENT	1				
9-8	1552000908	· PACKING	1				
10	1540141235	VALVE, check	1				
11	1553020612	GAUGE	1				
11-1	1553021650	· BOLT	2				
11-2	1553022650	· PACKING	2				
11-3	1553020603	· FLOAT	1				
12	1420101600	O-RING	3				
13	1501750010	PLUG	1				
	1420010290	· O-RING	1				
14	0007256006	PLUG	1				
15	1420010290	O-RING	1				
16	1100040614	BOLT	4				
17	1140020006	WASHER, spring	4				
19	1140020010	WASHER, spring	22				
20	1141110010	WASHER	18				
21	1100041020	BOLT	18				
22	1141550010	WASHER	4				
23	1101041225	BOLT	2				
24	1140020012	WASHER, spring	5				
25	1141550012	WASHER	1				
26	1101041230	BOLT	2				
27	1221010050	RING, retaining	1				
28	0007203034	ADAPTOR	1				
29	1515012041	ELBOW	3				
	1420010140	· O-RING	1				
30	1515010042	ELBOW	1				
	1420010180	· O-RING	1				
31	1515012040	ELBOW	1				
	1420010110	* O-RING	1				
32	1512370011	TEE	2				
	1420010110	· O-RING	1				
33	0578000330	COVER	1				
34	0578000034	BRACKET	1				
35	0578000035	PLATE	1				
37	0003600026	WASHER	4				
38	1540140810	VALVE, check	1				
39	1221000035	RING, retaining	1				
40	0323054001	SPACER	AR				t=1.0mm
41	0323054002	SPACER	AR				t=2.3mm
42	0323054003	SPACER	AR				t=3.2mm
44	1100041025	BOLT	4				
45	1101041235	BOLT	1				
	N1d142						

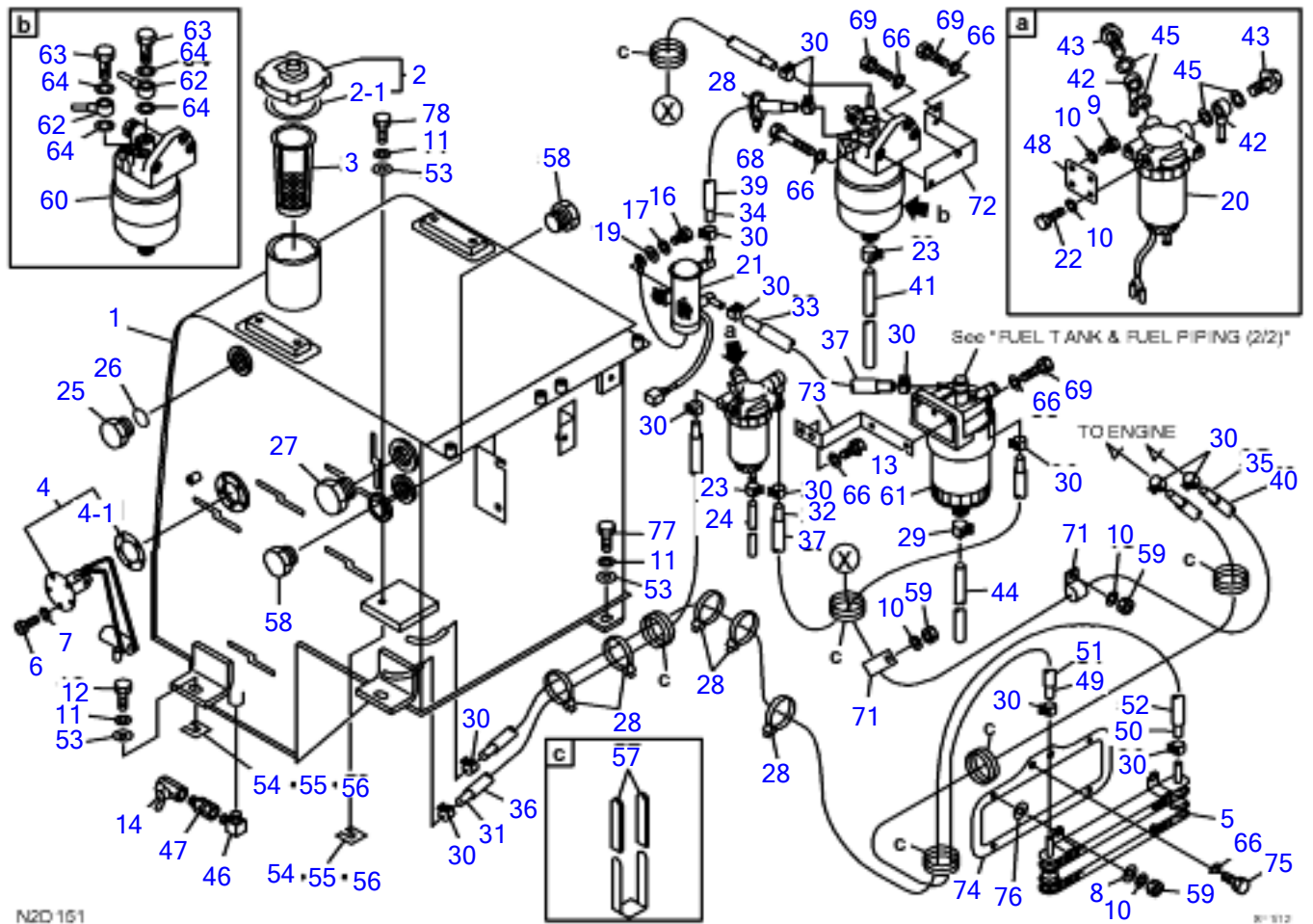
TB1140 Book No. BN2Z001 S/N 51420001-
FUEL TANK & FUEL PIPING



FUEL TANK & FUEL PIPING

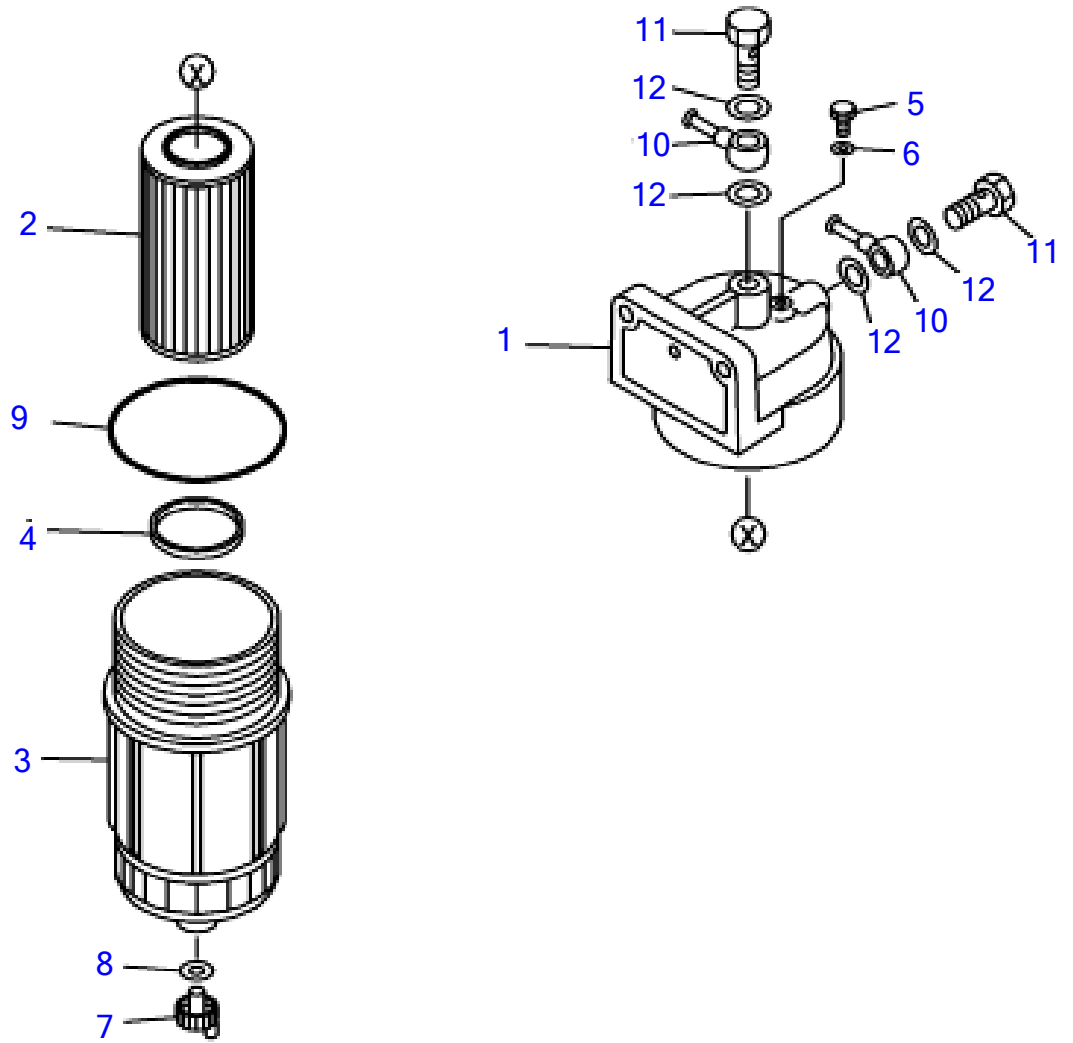
Item	Part number	Description	Q'ty	Chan.	Serial No.	Serv.	Remarks
		TANK ASSY, fuel					X05781-02100-0
1	0578100200	TANK	1				
2	1552100800	CAP	1				
2-1	1552100809	• PACKING	1				
3	1552100720	STRAINER	1				
4	1553202500	SENDER, fuel	1				
4-1	1553202520	PACKING	1				
5	1911300260	COOLER, fuel	1			M	TRAD
6	1120530512	SCREW	5				
7	1140020005	WASHER, spring	5				
8	1141110008	WASHER	4				
9	1100040816	BOLT	2				
10	1140020008	WASHER, spring	10				
11	1140020012	WASHER, spring	4				
12	1101041230	BOLT	3				
13	1100041020	BOLT	2				
14	1521500003	VALVE, ball	1				
16	1100040625	BOLT	2				
17	1140020006	WASHER	2				
19	0003600110	WASHER	2				
20	1910188033	STRAINER	1				ISUZU 894144-9333
21	1910230034	PUMP, fuel	1			M	ISUZU 898009-3970
22	1100040825	BOLT	2				
23	1533120009	CLAMP	2				
24	1531007025	HOSE	1				sold by the meter
25	0007256006	PLUG	1				
26	1420010290	O-RING	1				
27	1501710012	PLUG	1				
28	1652201005	BAND	6				
29	1533120012	CLAMP	1				
30	1533120015	CLAMP	14				
31	1531209110	HOSE	1				sold by the meter
32	1531209060	HOSE	1			M	sold by the meter
33	1531209010	HOSE	1			M	sold by the meter
34	1531209045	HOSE	1			M	sold by the meter
35	1531209270	HOSE	1			M	sold by the meter
36	1531118100	HOSE	1				sold by the meter
37	1531118025	HOSE	2			M	sold by the meter
38	1531118066	HOSE	1				
39	1531118035	HOSE	1			M	sold by the meter
40	1531118260	HOSE	1			M	sold by the meter
41	1531007063	HOSE	1			M	sold by the meter
42	1910188052	PIPE, fuel	2				ISUZU 515411-2231
43	1910182051	BOLT	2			M	ISUZU 909906-3251
44	1531207026	HOSE	1			M	
45	1910172053	PACKING	4				ISUZU 109630-0850
46	1511150003	ELBOW	1				
47	1511420003	ADAPTOR	1				
48	0578100048	PLATE	1				
49	1531214220	HOSE	1			M	sold by the meter
50	1531209340	HOSE	1			M	sold by the meter
51	1531118220	HOSE	1			M	sold by the meter
52	1531118330	HOSE	1			M	sold by the meter
53	0003600026	WASHER	4				
54	0323054001	SPACER	AR				t=1.0mm
55	0323054002	SPACER	AR				t=2.3mm
56	0323054003	SPACER	AR				t=3.2mm
57	0872433150	TUBE	12				
58	1501750010	PLUG	2				
	1420010290	* O-RING	1				
59	1130040008	NUT	4				
60	1910230031	FILTER, fuel	1			M	ISUZU 898013-9861
61	1552002500	FILTER, fuel	1			M	WAKO
62	1910230052	PIPE, fuel	2			M	ISUZU 897383-4270
63	1910230053	BOLT	2			M	ISUZU 109675-0951
64	1910230054	PACKING	4			M	ISUZU 109630-0860
66	1140020010	WASHER, spring	10				
67	1141550010	WASHER	6				

TB1140 Book No. BN2Z001 S/N 51420001-
FUEL TANK & FUEL PIPING



FUEL TANK & FUEL PIPING

Item	Part number	Description	Q'ty	Chan.	Serial No.	Serv.	Remarks
68	1100041075	BOLT	1			M	
69	1100041035	BOLT	5				
71	0007300050	CLAMP	2			M	
72	0578102110	BRACKET	1			M	
73	0578102120	BRACKET	1			M	
74	0578102130	BRACKET	1			M	
75	1100041016	BOLT	2				
76	1141550008	WASHER	4				
77	1101041235	BOLT	1				
78	1101041225	BOLT	1				
	N2d151						

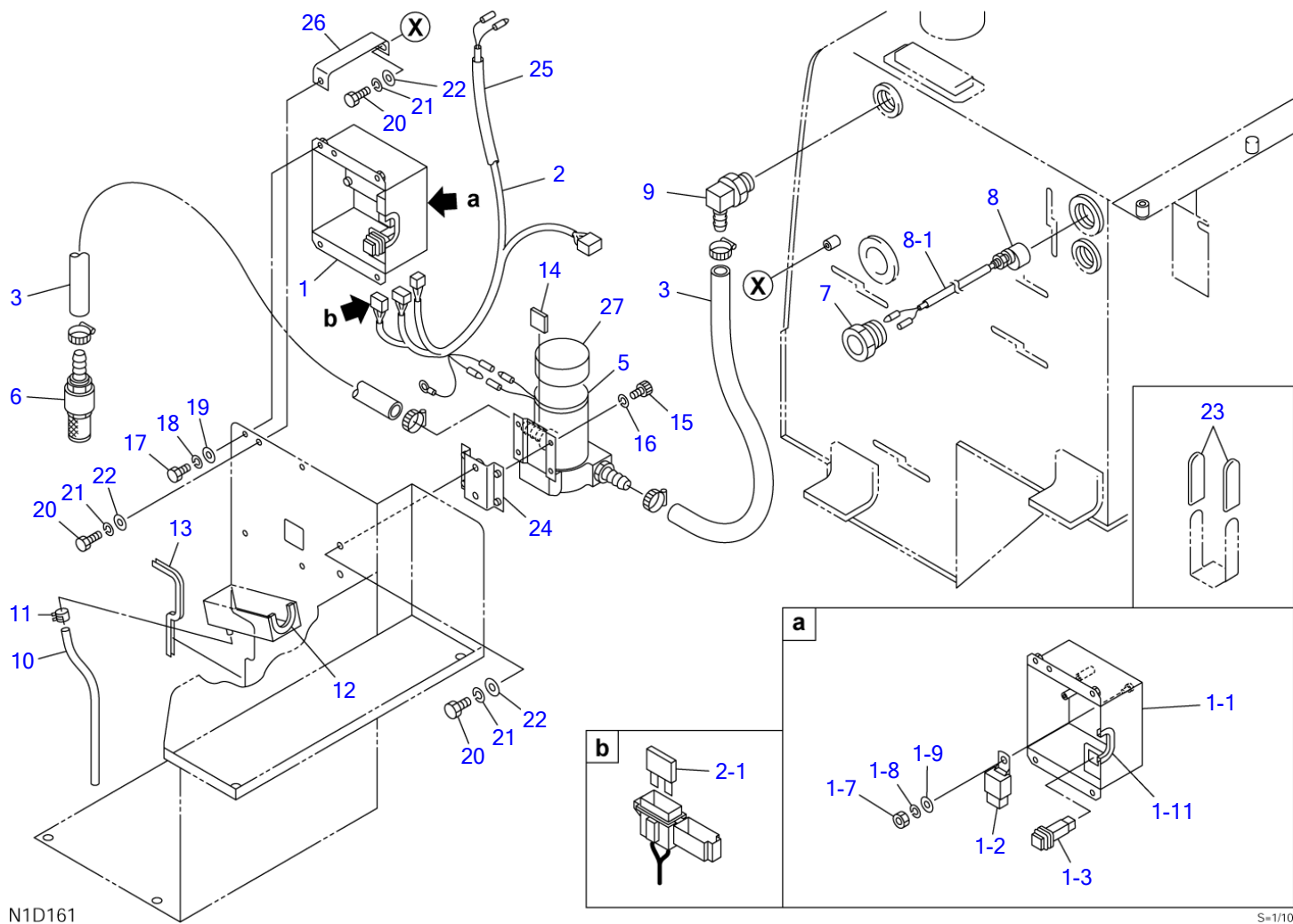


N2D190

FUEL TANK & FUEL PIPING (2/2) (FUEL FILTER)

Item	Part number	Description	Q'ty	Chan.	Serial No.	Serv.	Remarks
0-1	1552002500	FUEL FILTER	1				
1	1552002501	* HEAD ASSY	1				
2	1552002502	* ELEMENT ASSY	1				
3	1552002503	* CASE	1				
4	1552002504	* RING	1				
5	1552002505	* PLUG	1				
6	1552002506	* GASKET	1				
7	1552002507	* PLUG	1				
8	1552002508	* GASKET	1				
9	1552002509	* O-RING	1				
10	1552002510	* JOINT	2				
11	1552002511	* BOLT	2				
12	1552002512	* GASKET	4				
	N2D190						

TB1140 Book No. BN2Z001 S/N 51420001-
FUEL SUPPLY PUMP



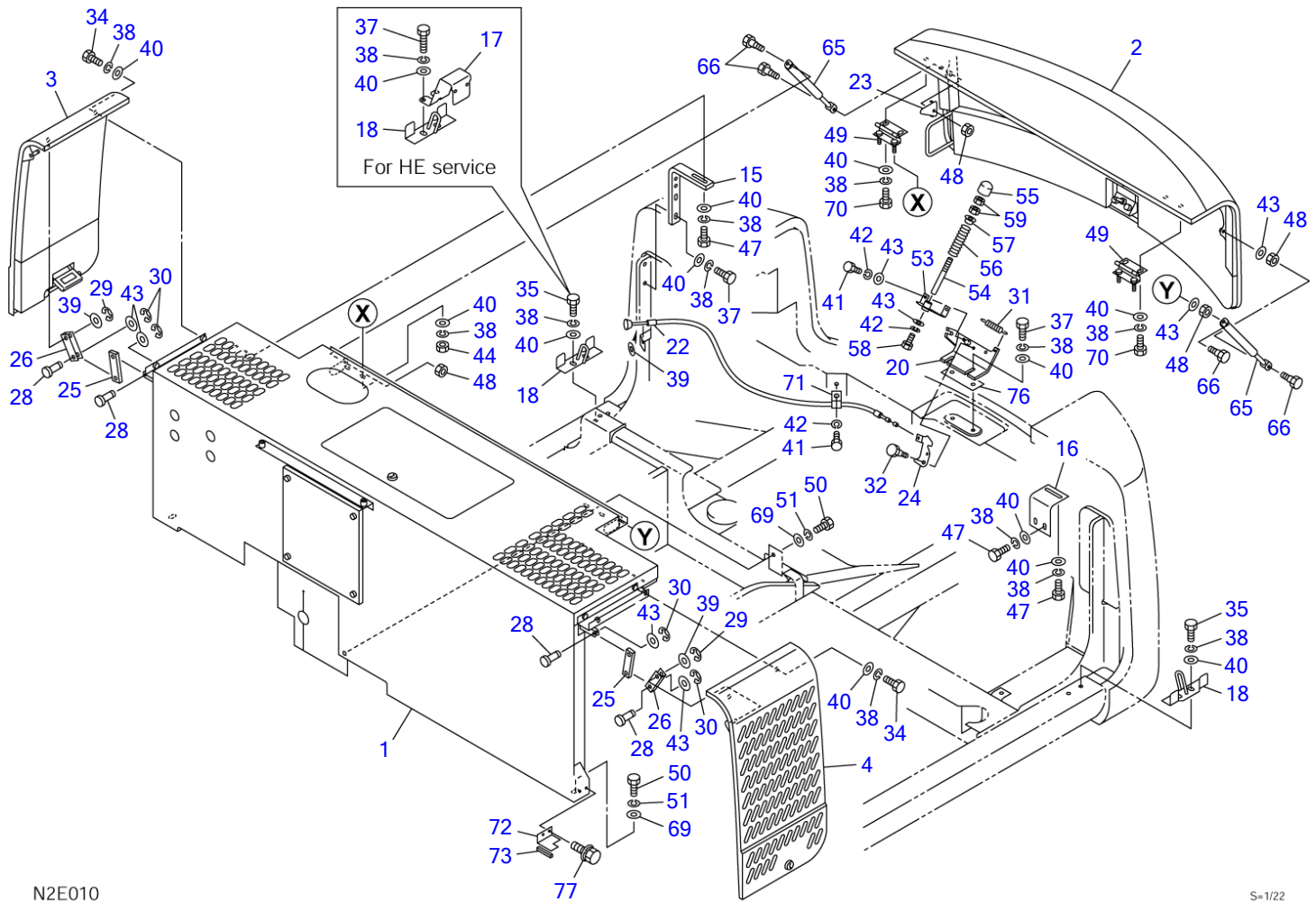
N1D161

S=1/10

FUEL SUPPLY PUMP

Item	Part number	Description	Q'ty	Chan.	Serial No.	Serv.	Remarks
0	0578101710	PUMP ASSY, fuel supply	1				X05781-01710-0
1	0578101820	▪ BLOCK ASSY, relay	1				X05781-01820-0
1-1	0578101810	▪ ▪ COVER	1				
1-2	1711900126	▪ ▪ RELAY	1				
1-3	1700000008	▪ ▪ SWITCH	1				
1-7	1130040006	▪ ▪ NUT	1				
1-8	1140020006	▪ ▪ WASHER, spring	1				
1-9	1141110006	▪ ▪ WASHER	1				
1-11	1653916007	▪ ▪ TRIM	1				sold by the meter
2	0578101910	▪ HARNESS, wiring	1				
2-1	1701310001	▪ ▪ FUSE	1				1A
3	1919901730	▪ HOSE	1				
5	1711910200	▪ PUMP	1				
6	1552001100	▪ STRAINER	1				
7	0568121400	▪ PLUG	1				
8	0568120500	▪ SWITCH, level	1				
8-1	1703210725	▪ ▪ PROTECTOR	1				sold by the meter
9	1513350018	▪ ELBOW	1				
	1420010290	▪ ▪ O-RING	1				
10	1531207030	▪ HOSE	1				sold by the meter
11	1533120012	▪ CLAMP	1				
12	1653916008	▪ TRIM	1				sold by the meter
13	1653916020	▪ TRIM	1				sold by the meter
14	0568121020	▪ RUBBER	1				
15	1110040512	▪ SCREW, cap	4				
16	1140020005	▪ WASHER, spring	4				
17	1100040816	▪ BOLT	4				
18	1140020008	▪ WASHER, spring	4				
19	1141110008	▪ WASHER	4				
20	1100041020	▪ BOLT	4				
21	1140020010	▪ WASHER, spring	4				
22	1141110010	▪ WASHER	4				
23	0872433150	▪ TUBE	8				
24	0578101500	▪ BRACKET	1				
25	1703210730	▪ BOOT	1				
26	0578101250	▪ BRACKET	1				
27	1711910208	▪ COVER	1				

N2d160

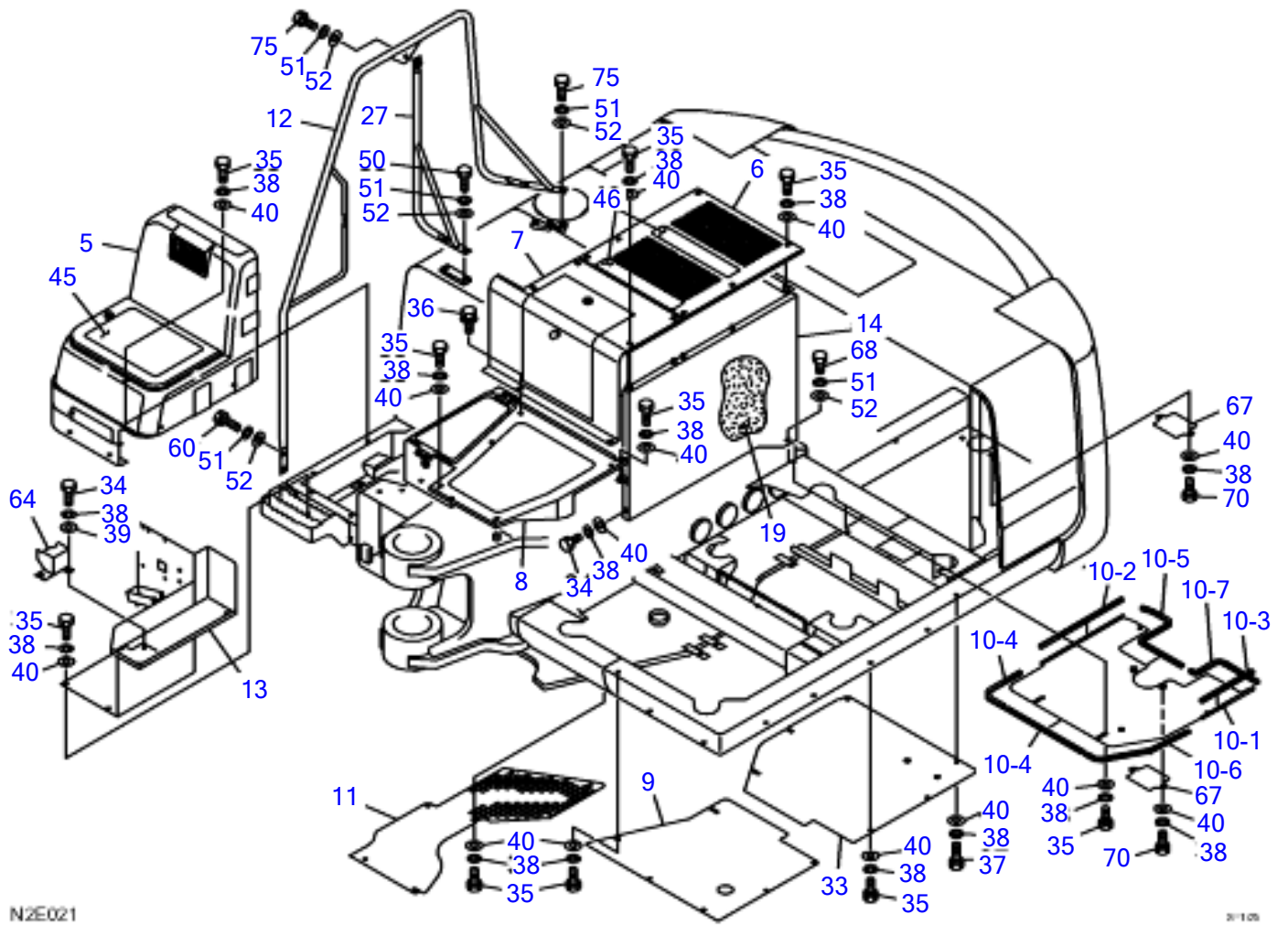


N2E010

S=1/22

COVER (1/9)

Item	Part number	Description	Q'ty	Chan.	Serial No.	Serv.	Remarks
		COVER ASSY					X05782-03700-0
		COVER ASSY (for HE service)					X05782-03600-0
1	0578203500	HOOD ASSY, front engine	1			M	see page (3/9)
2	0578200200	HOOD ASSY, engine	1				see page (4/9)
3	0578200300	COVER ASSY, side (R.H.)	1				see page (5/9)
4	0578203800	COVER ASSY, side (L.H.)	1				see page (6/9)
15	0578203350	STAY	1			M	
	0578200015	STAY	1				
16	0578203620	BRACKET	1			M	
17	0568248016	PLATE	1				for HE service
18	0568242850	HOOK	2				
20	0578203640	BRACKET	1			M	
22	0578200820	WIRE	1				
23	0578200023	PLATE	1				
24	0568245800	PLATE	1				
25	0578200025	LINK	2				
26	0568243498	YOKE	2				
28	0004300013	PIN	4				
29	1224010008	RING, retaining	2				
30	1224010006	RING, retaining	4				
31	0007000105	SPRING	1				
32	0568243840	BOLT	1				
34	1100041016	BOLT	4				
35	1100041025	BOLT	4				
	1100041025	BOLT	3				for HE service
37	1100041035	BOLT	6				for HE service
38	1140020010	WASHER, spring	26				
39	1141110010	WASHER	3				
40	0003600025	WASHER	26				
41	1100040816	BOLT	2				
42	1140020008	WASHER, spring	3				
43	1141110008	WASHER	4				
44	1130040010	NUT	4				
47	1100041030	BOLT	6				
48	1130040008	NUT	4				
49	0568243450	HINGE	2				
50	1101041230	BOLT	3				
51	1140020012	WASHER, spring	3				
53	0578200810	BRACKET	1				
54	0568223100	ROD	1				
55	0568223200	BOSS	1				
56	0007000078	SPRING	1				
57	0871320240	COLLAR	1				
58	1100040820	BOLT	1				
59	1130240012	NUT	2				
65	1653900064	SPRING, gas	2				
66	0138255300	BOLT	4				
69	0003600026	WASHER	3				
70	1100041020	BOLT	4				
71	0007300052	CLAMP	1				
72	0578200072	PLATE	1				
73	0578200073	SPONGE	1				
76	0003900053	SHIM	AR				
77	1100560616	BOLT	2				
	N2e011						

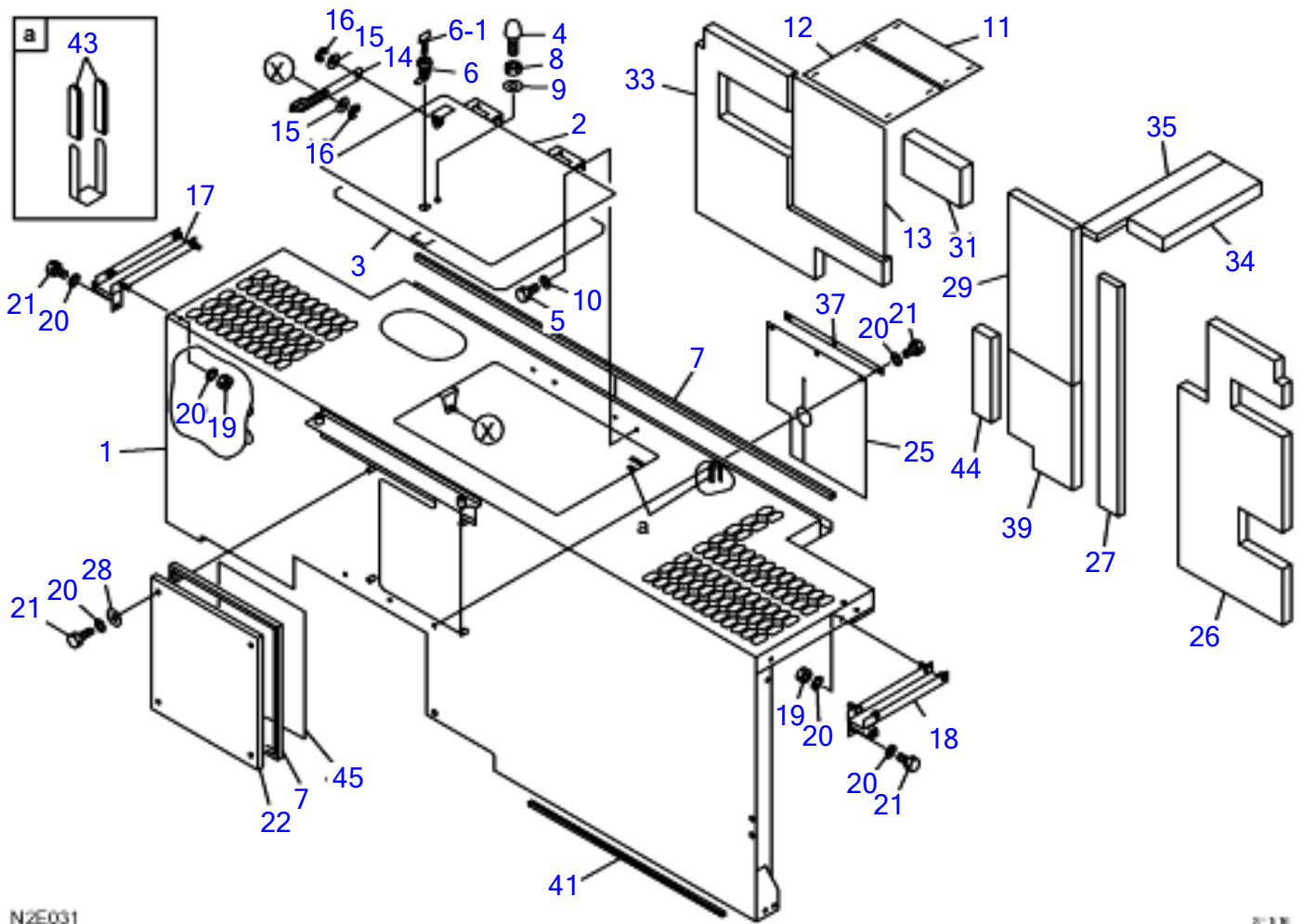


N2E021

2/10

COVER (2/9)

Item	Part number	Description	Q'ty	Chan.	Serial No.	Serv.	Remarks
		COVER ASSY					X05782-03700-0
		COVER ASSY (for HE service)					X05782-03600-0
5	0578200500	COVER ASSY, front	1				see page (7/9)
6	0578202580	COVER (T), center	1				
7	0578202590	COVER (F) ASSY, center	1				see page (8/9)
8	0578202630	COVER (F) ASSY, center	1				see page (9/9)
9	0578200730	COVER	1				
10	0578203630	COVER ASSY	1			M	
10-1	0578203610	COVER	1			M	
10-2	1654520046	RUBBER	1				sold by the meter
10-3	1654520029	RUBBER	1				sold by the meter
10-4	1654619033	SEAL	2				sold by the meter
10-5	1654619045	SEAL	1			M	sold by the meter
10-6	1654619048	SEAL	1				sold by the meter
10-7	1654619036	SEAL	1			M	sold by the meter
11	0578202210	COVER	1				
	0578204030	COVER	1				
12	0578200860	HANDRAIL	1				
13	0578200910	BOX, tool	1				
14	0578202660	PLATE	1				
19	0578200019	SEAL	1				
27	0568249040	HANDRAIL	1				
33	0578200033	COVER	1				
34	1100041016	BOLT	2				
35	1100041025	BOLT	46				
36	1100561020	BOLT, sems	4				
37	1100041035	BOLT	2				
38	1140020010	WASHER, spring	52				
39	1141110010	WASHER	1				
40	0003600025	WASHER	44				
45	0568222700	SHEET	1				
46	0568222800	SHEET	2				
50	1101041230	BOLT	2				
51	1140020012	WASHER, spring	9				
52	1141110012	WASHER	9				
60	1101041235	BOLT	2				
64	0578200850	COVER	1				
67	0578203320	COVER	2			M	
68	1101041225	BOLT	1				
70	1100041020	BOLT	4				
75	1101041240	BOLT	3				
	N2e021						



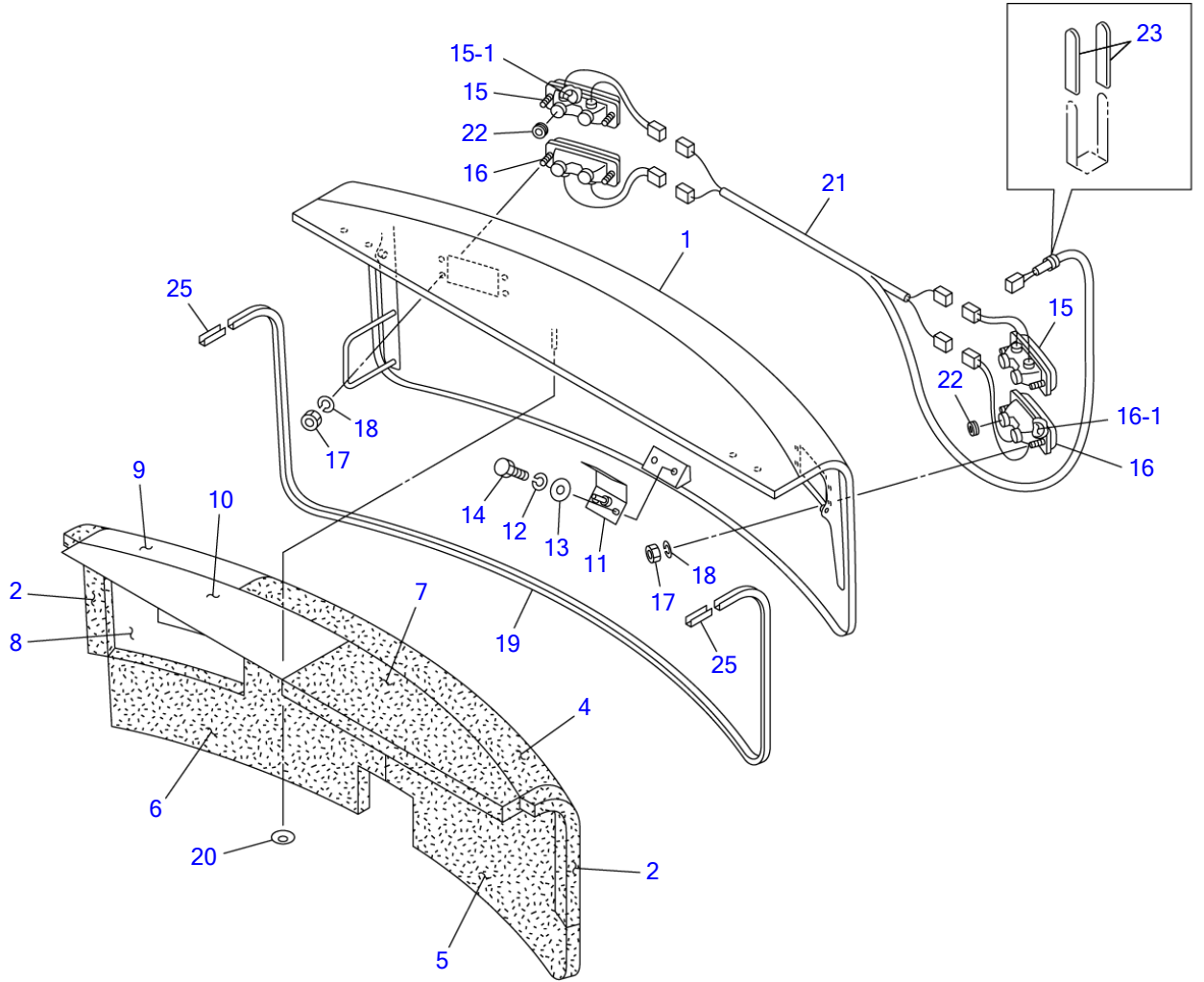
N2E031

2013.08

COVER (3/9) (front engine hood)

Item	Part number	Description	Q'ty	Chan.	Serial No.	Serv.	Remarks
0-1	0578203500	FRONT HOOD ASSY, engine	1			M	X05782-03500-0
1	0578203400	· COVER, engine	1			M	
2	0578203560	· COVER	1			M	
3	0578203503	· SPONGE	1			M	
4	1651101224	· STOPPER	1				
5	1100040612	· BOLT	4				
6	1653611836	· LOCK	1				
6-1	1700100019	· KYE	1				
7	1654606145	· RUBBER	2				sold by the meter
8	1130040012	· NUT	1				
9	1141110012	· WASHER	1				
10	1140020006	· WASHER, spring	4				
11	0578203511	· ABSORBENT, noise	1			M	
12	0578203512	· ABSORBENT, noise	1			M	
13	0578203513	· ABSORBENT, noise	1			M	
14	0568247131	· PLATE	1				
15	1141110010	· WASHER	2				
16	1224010009	· RING, retaining	2				
17	0568247130	· BRACKET (R.H.)	1				
18	0568247140	· BRACKET (L.H.)	1				
19	1130040008	· NUT	4				
20	1140020008	· WASHER, spring	12				
21	1100040816	· BOLT	9				
22	0578203522	· COVER	1			M	
25	0578203225	· RUBBER	1			M	
26	0578203526	· ABSORBENT, noise	1				
27	0578203527	· ABSORBENT, noise	1			M	
28	1141110008	* WASHER	4				
29	0578203529	· ABSORBENT, noise	1			M	
31	0578203531	· ABSORBENT, noise	1			M	
33	0578203533	· ABSORBENT, noise	1			M	
34	0578203534	· ABSORBENT, noise	1			M	
35	0578200135	· ABSORBENT, noise	1				
37	0578203537	· PLATE	1			M	
39	0578203539	· ABSORBENT, noise	1			M	
41	0578200147	· SPONGE	1				
43	0872433150	· TUBE	6				
44	0578200144	· ABSORBENT, noise	1				
45	0578203545	· ABSORBENT, noise	1			M	
	N2e031						

TB1140 Book No. BN2Z001 S/N 51420001-
COVER (4/9) (engine hood)

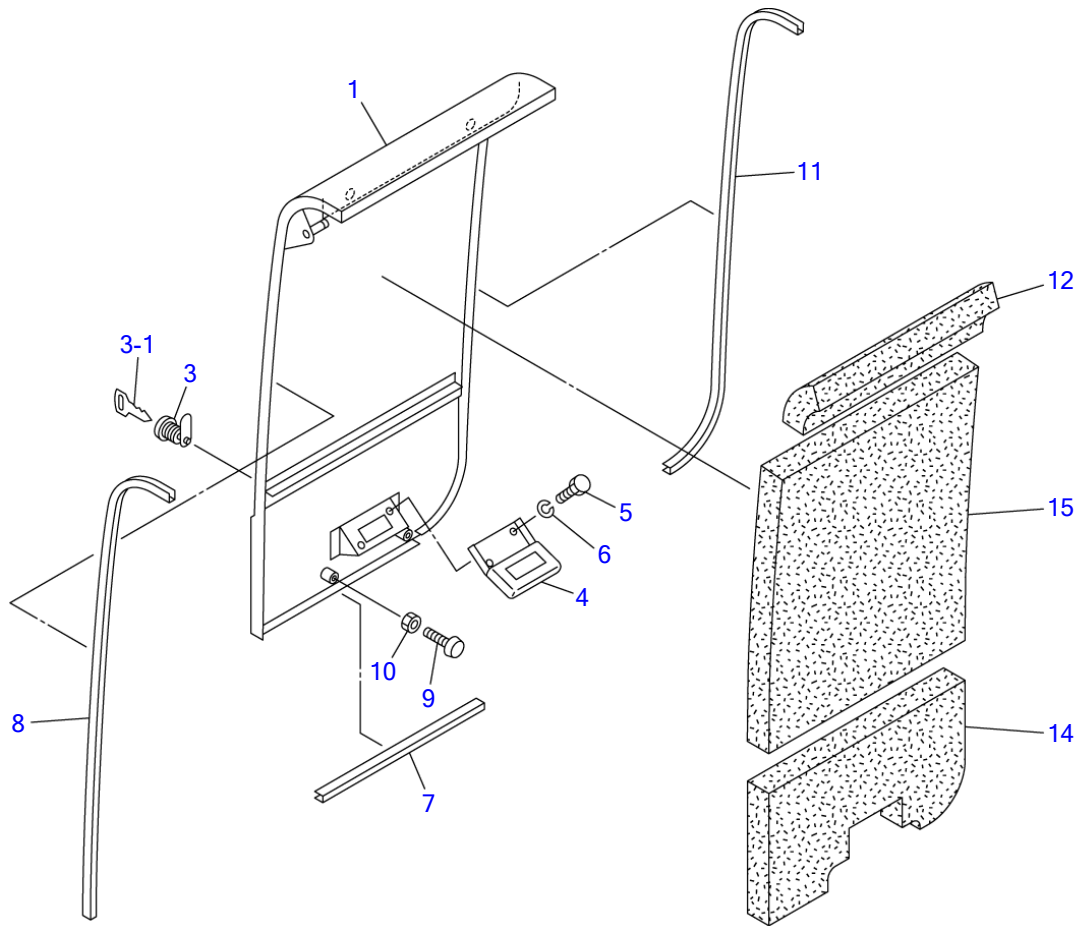


N0E040

S-1/15

COVER (4/9) (engine hood)

Item	Part number	Description	Q'ty	Chan.	Serial No.	Serv.	Remarks
0-2	0578200200	HOOD ASSY, engine	1				X05782-00200-6
1	0578200210	▪ HOOD, engine	1				
2	0578200202	▪ ABSORBENT, noise	2				
4	0568243974	▪ ABSORBENT, noise	1				
5	0568243975	▪ ABSORBENT, noise	1				
6	0578200206	▪ ABSORBENT, noise	1				
7	0568243977	▪ ABSORBENT, noise	1				
8	0578200208	▪ ABSORBENT, noise	1				
9	0568243979	▪ ABSORBENT, noise	1				
10	0568243971	▪ ABSORBENT, noise	1				
11	0568242270	▪ STRIKER	1				
12	1140020008	▪ WASHER, spring	2				
13	1141110008	▪ WASHER	2				
14	1100040820	▪ BOLT	2				
15	1703006400	▪ LAMP, tail	2				
15-1	1703006401	▪ ▪ BULB	2				
16	1703006460	▪ LAMP, tail	2				
16-1	1703006461	▪ ▪ BULB	2				
17	1130030004	▪ NUT	8				
18	1140020004	▪ WASHER, spring	8				
19	1654606277	▪ SEAL	1				sold by the meter
20	1652436025	▪ WASHER	10				
21	0578200209	▪ HARNESS, wiring	1				
22	1652051400	▪ GROMMET	8				
23	0872433150	▪ TUBE	2				
25	1654606006	▪ SEAL	2				sold by the meter
	N1e040						

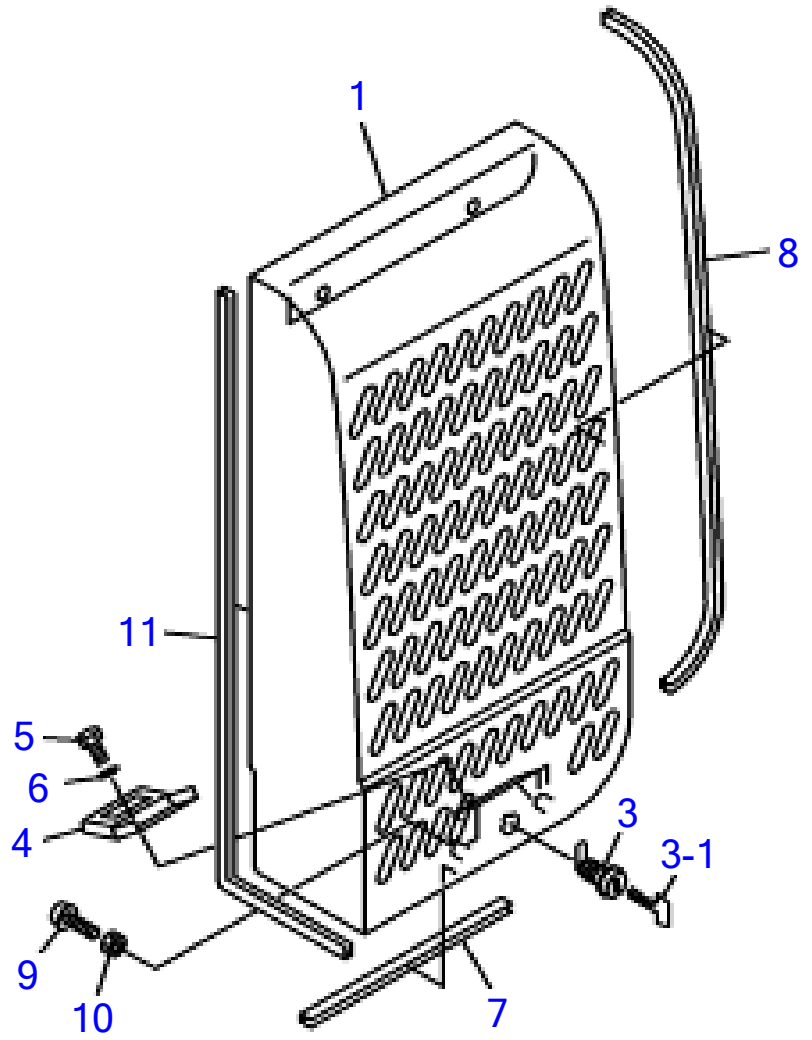


N0E050

S=1/10

COVER (5/9) (side cover; R.H.)

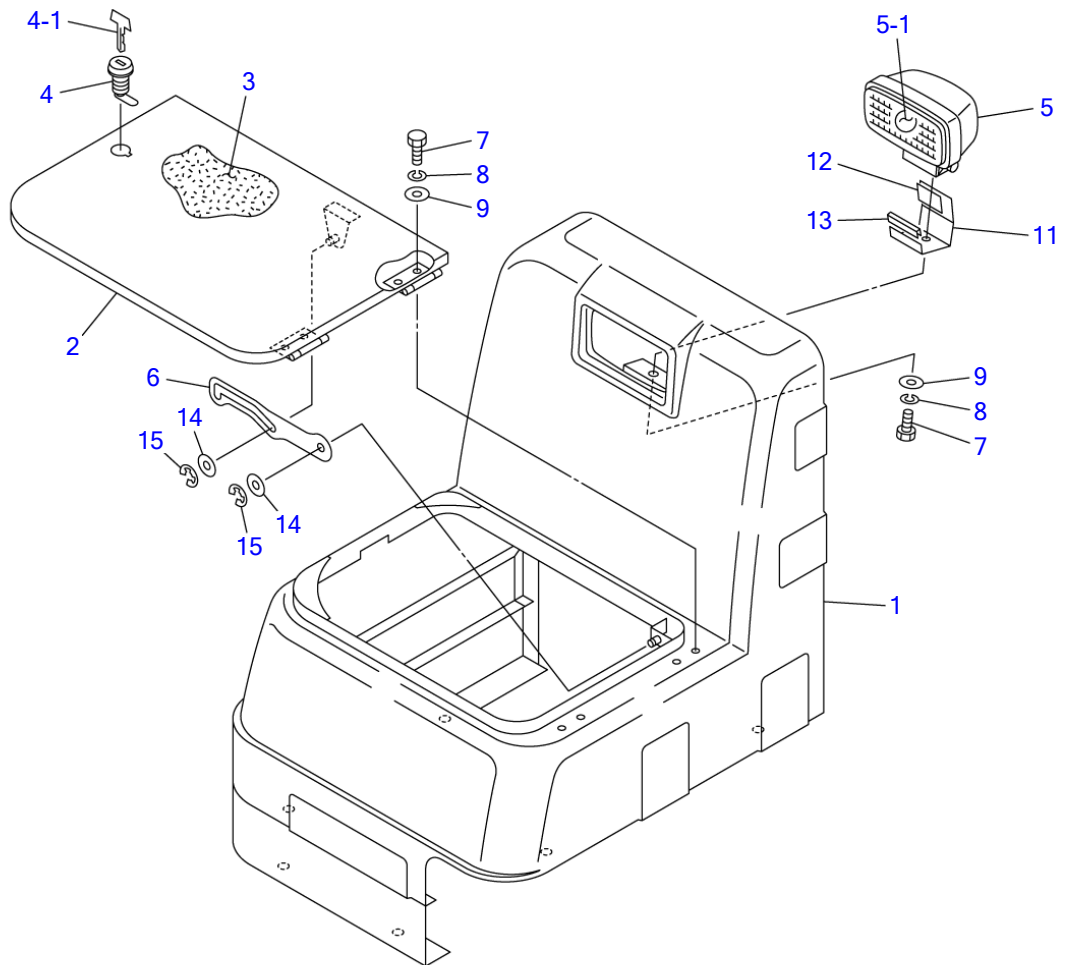
Item	Part number	Description	Q'ty	Chan.	Serial No.	Serv.	Remarks
0-3	0578200300	COVER ASSY, side (R.H.)	1				X05782-00300-0
1	0578200310	· COVER, side (R.H.)	1				
3	0568221700	· LOCK	1				
3-1	1700100019	· KYE	1				
4	1653900024	· CATCH	1				
5	1100040612	· BOLT	2				
6	1140020006	· WASHER, spring	2				
7	1654605030	· RUBBER	1				sold by the meter
8	1654606091	· RUBBER	1				sold by the meter
9	1652515100	· RUBBER, cushion	2				
10	1130040005	· NUT	2				
11	1654520081	· RUBBER	1				sold by the meter
12	0568242312	· ABSORBENT, noise	1				
14	0578200314	· ABSORBENT, noise	1				
15	0568242315	· ABSORBENT, noise	1				
	N0e050						



N2E120

COVER (6/9) (side cover; L.H.)

Item	Part number	Description	Q'ty	Chan.	Serial No.	Serv.	Remarks
0-4	0578203800	COVER ASSY, side (L.H.)	1				X05782-00400-2
1	0578203900	• COVER, side (L.H.)	1				
3	0568221700	• LOCK	1				
3-1	1700100019	• KYE	1				
4	1653900024	• CATCH	1				
5	1100040612	• BOLT	2				
6	1140020006	• WASHER, spring	2				
7	1654605030	• RUBBER	1				sold by the meter
8	1654520091	• RUBBER	1				sold by the meter
9	1652515100	• RUBBER, cushion	2				
10	1130040005	• NUT	2				
11	1654606090	• STRIP, weather	1				sold by the meter
	N2E120						

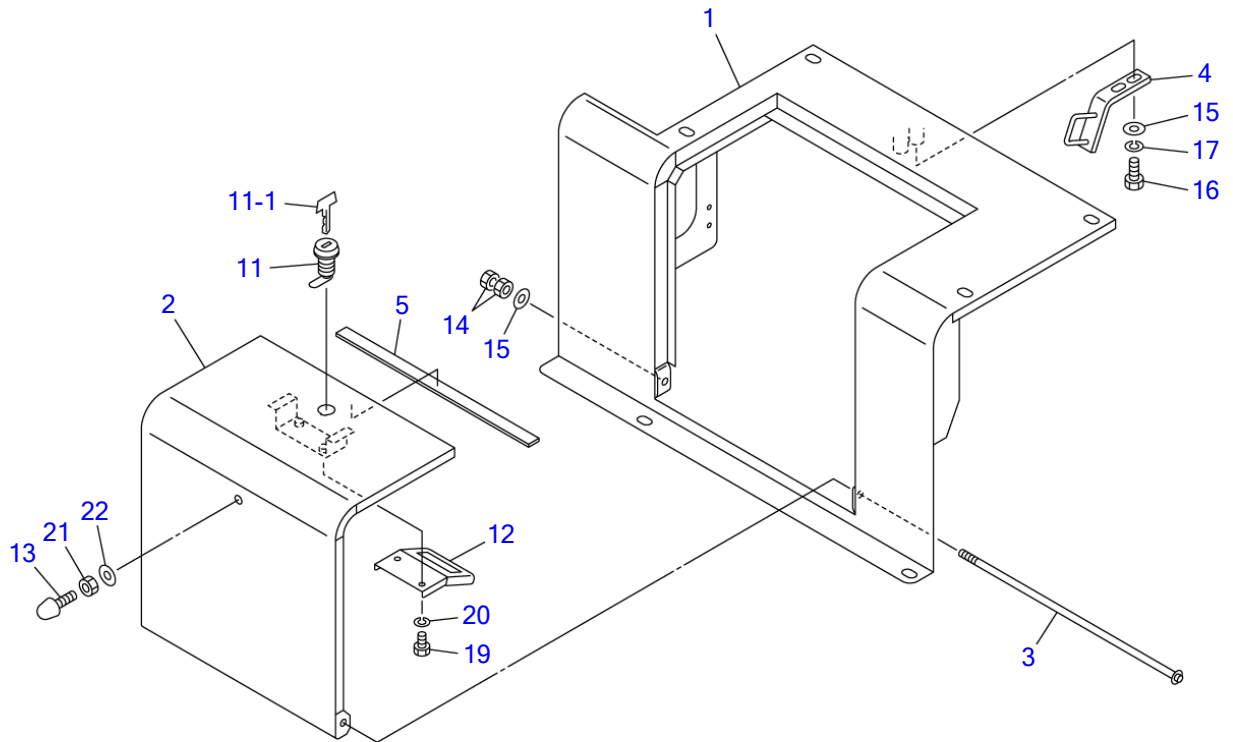


N0E070

S=1/10

COVER (7/9) (front cover)

Item	Part number	Description	Q'ty	Chan.	Serial No.	Serv.	Remarks
0-5	0578200500	COVER ASSY, front	1				X05782-00500-0
1	0578200510	· COVER	1				
2	0568243410	· COVER	1				
3	0568243480	· SEAL	1				
4	1653602395	· LOCK	1				
4-1	1700100019	· KEY	1				
5	1703003700	· LAMP	1				
5-1	1703003701	· · BULB	1				
6	0568243505	· PLATE	1				
7	1100040820	· BOLT	5				
8	1140020008	· WASHER, spring	5				
9	1141110008	· WASHER	5				
11	0378206310	· PLATE	1				
12	0880841210	· RUBBER	1				
13	1654613006	· PACKING	1				sold by the meter
14	1141110010	· WASHER	2				
15	1224010009	· RING, snap	2				
	N0e070						

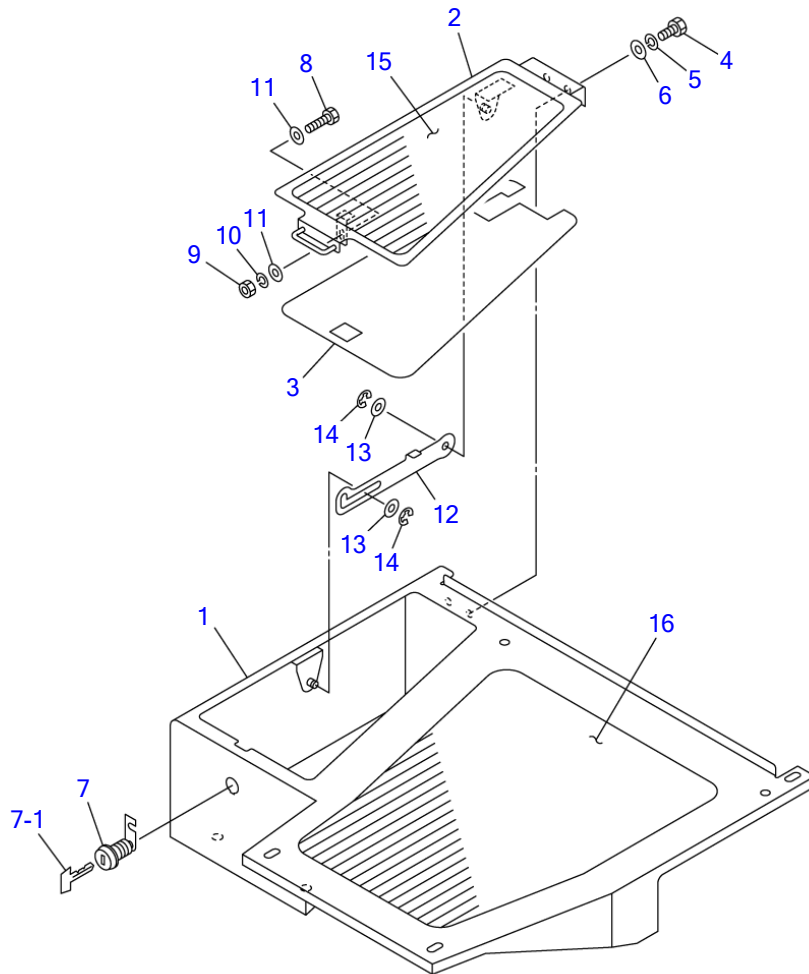


N0E320

S-1/10

COVER (8/9) (center cover)

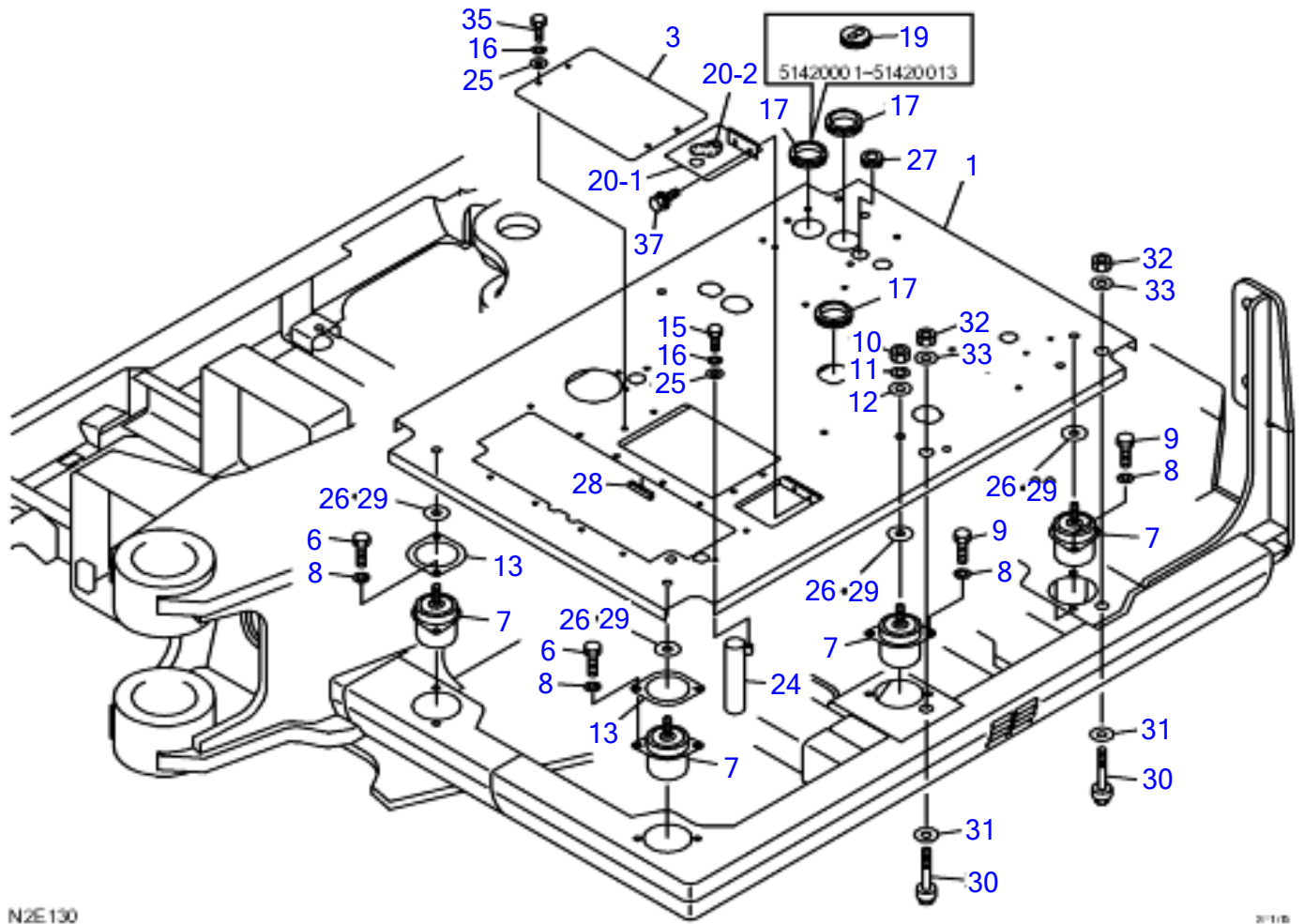
Item	Part number	Description	Q'ty	Chan.	Serial No.	Serv.	Remarks
0-7	0578202590	COVER (F) ASSY, center	1				X05782-02590-0
1	0578202610	· COVER (F), center	1				
2	0578201130	· COVER	1				
3	0578200680	· SHAFT	1				
4	0578200880	· HOOK	1				
5	0578200655	· SHEET	1				
11	1653601395	· LOCK	1				
11-1	1700100019	· KEY	1				
12	1653900024	· CATCH	1				
13	1651101224	· STOPPER	1				
14	1130040010	· NUT	2				
15	1141110010	· WASHER	3				
16	1100041025	· BOLT	2				
17	1140020010	· WASHER, spring	2				
19	1100040612	· BOLT	2				
20	1140020006	· WASHER, spring	2				
21	1130040012	· NUT	1				
22	1141110012	· WASHER	1				
	N1e050						



N1E060

S=1/10

COVER (9/9) (center cover)						
Item	Part number	Description	Q'ty	Chan.	Serial No.	Serv. Remarks
0-8	0578202630	COVER (F) ASSY, center	1			X05782-02630-0
1	0578202650	• COVER (F), center	1			
2	0578200620	• COVER	1			
3	0578200625	• SPONGE	1			
4	1100040816	• BOLT	2			
5	1140020008	• WASHER, spring	2			
6	1141110008	• WASHER	2			
7	1653612836	• LOCK	1			
7-1	1700100019	• KEY	1			
8	1100040620	• BOLT	1			
9	1130040006	• NUT	1			
10	1140020006	• WASHER, spring	1			
11	1141110006	• WASHER	2			
12	0578200630	• PLATE	1			
13	1141110010	• WASHER	2			
14	1224010009	• RING, retaining	2			
15	0578200615	• SHEET	1			
16	0578200616	• SHEET	1			
	N1e060					

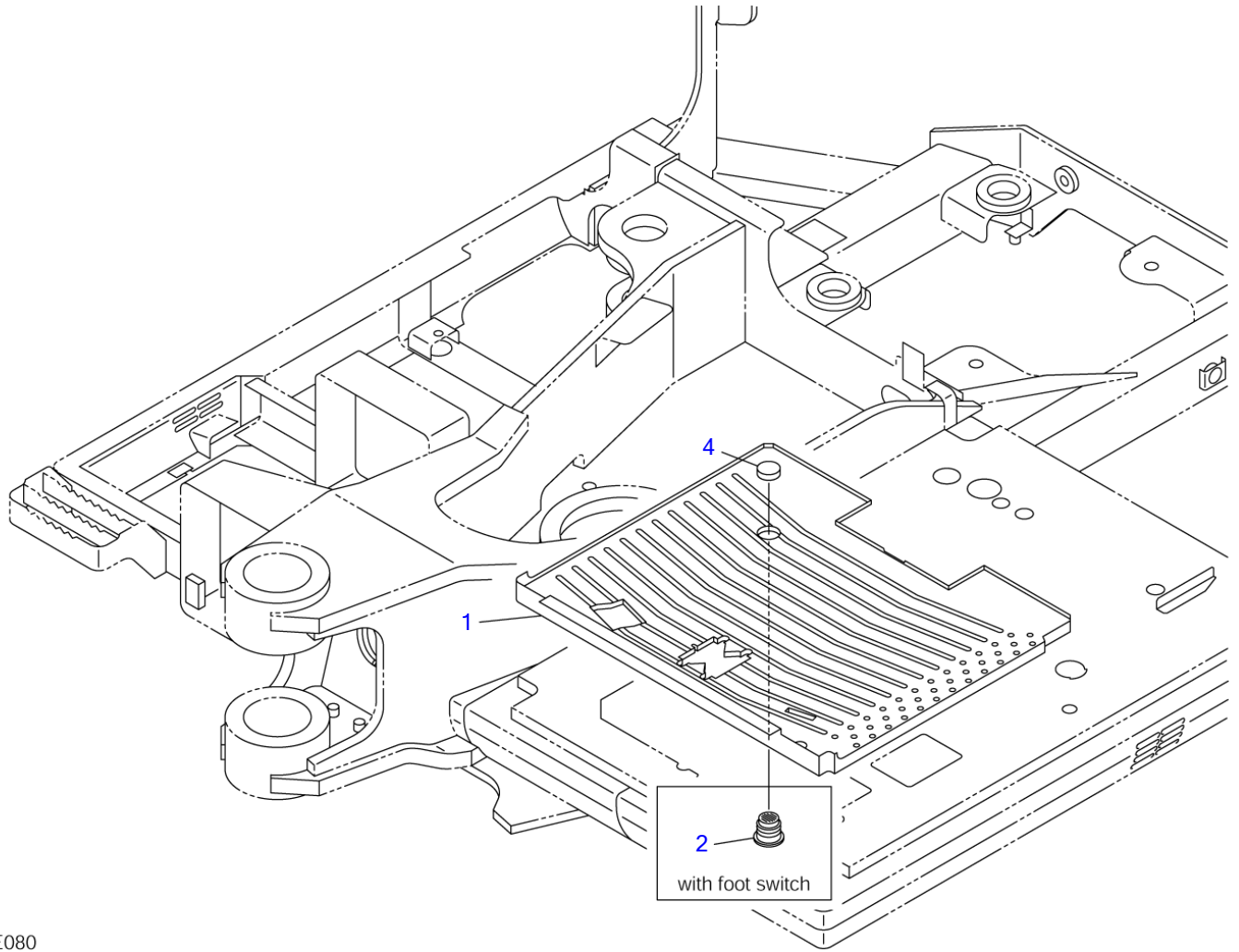


N2E130

2/11/05

FLOOR PLATE

Item	Part number	Description	Q'ty	Chan.	Serial No.	Serv.	Remarks
		PLATE ASSY, floor					X05735-00600-4
1	0573500310	PLATE	1				
3	0573500060	COVER	1				
6	1101041240	BOLT	4				
7	0573500180	MOUNT	6				
	0573500670	MOUNT	6				
8	1140020012	WASHER, spring	12				
9	1101041235	BOLT	8				
10	1130040016	NUT	3				
11	1140020016	WASHER, spring	3				
12	1141110016	WASHER	3				
13	0573500255	STOPPER	2				
	0573500613	STOPPER	2				
15	1100040820	BOLT	1				
16	1140020008	WASHER, spring	5				
17	1652030007	BUSHING	2				
	1654629025	TRIM	3				
19	1652030002	GROMMET	1				
20	0563515300	COVER ASSY	1				
20-1	0563515310	COVER	1				
20-2	0563515320	RUBBER	1				
24	0563517300	PIPE	1				
25	1141110008	WASHER	5				
26	0003600121	WASHER	6				t=1.2mm
27	0437200100	GUARD	1				
28	1654629007	TRIM	1				sold by the meter
29	0003600062	WASHER	6				t=3.2mm
30	0573500090	STOPPER	2				
31	0573500190	SPACER	2				
32	1130540020	NUT	2				
33	1141110020	WASHER	2				
35	1100040816	BOLT	4				
37	1100560612	BOLT	2				
	N2E130						

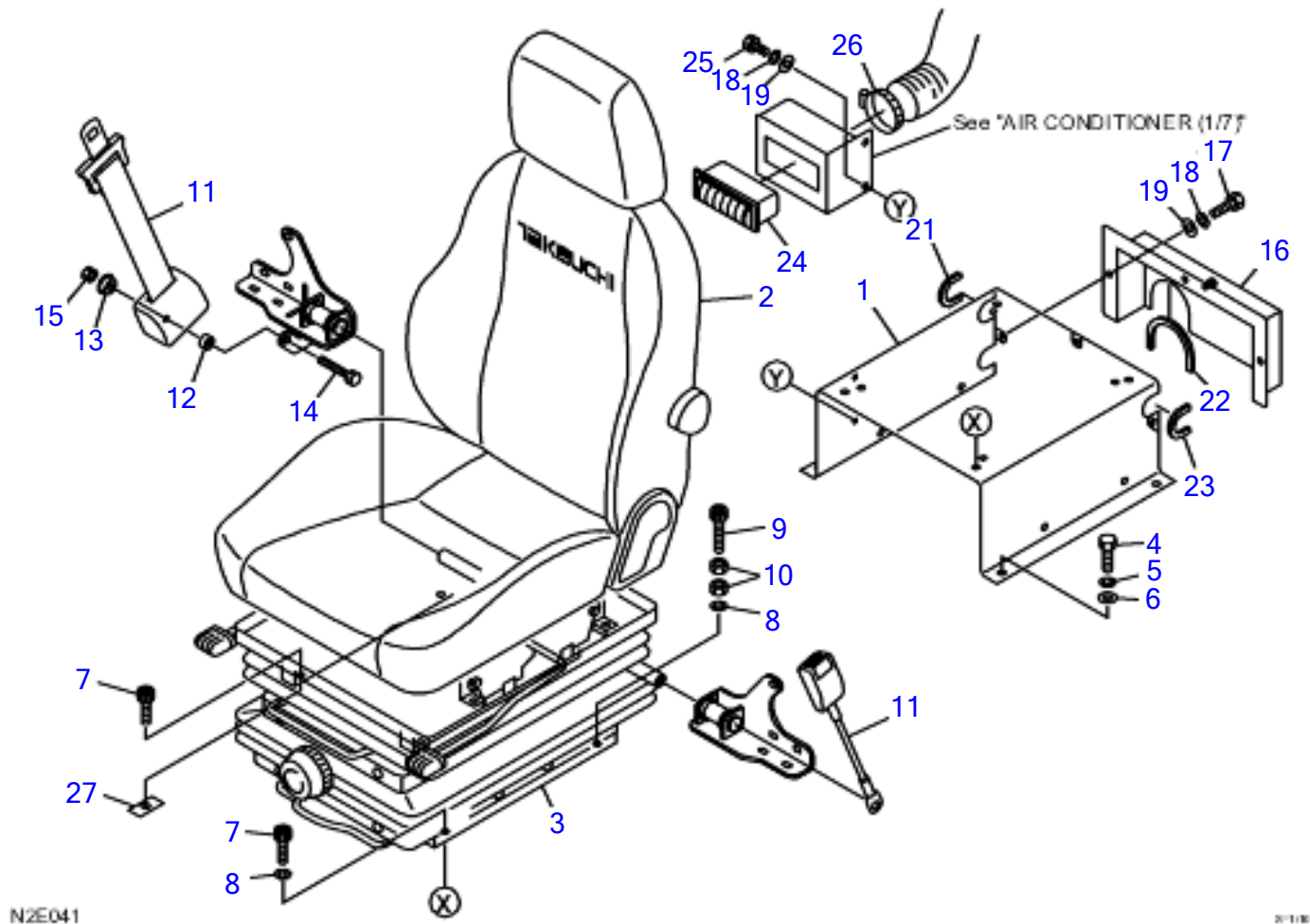


N1E080

S-1/15

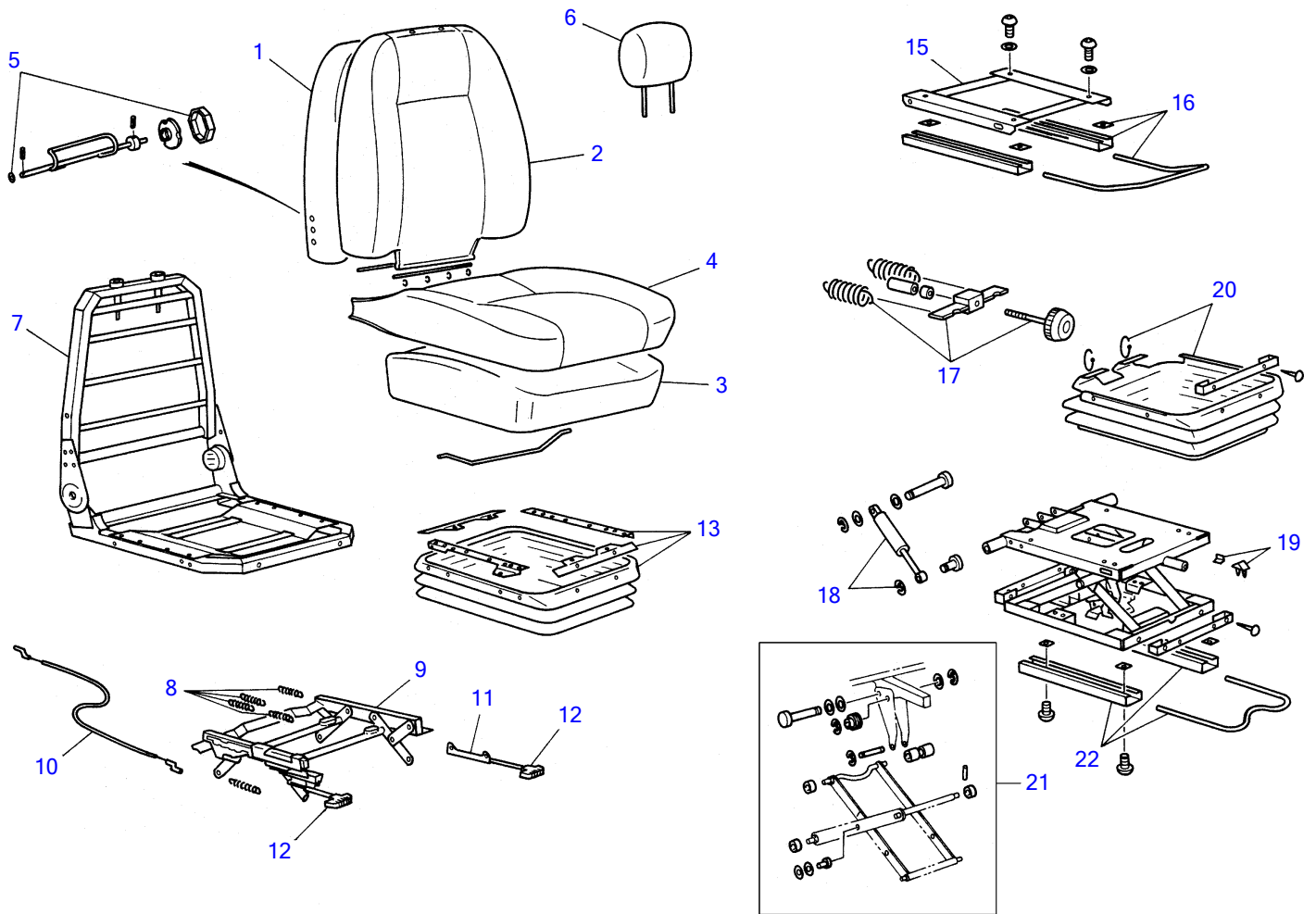
FLOOR MAT

Item	Part number	Description	Q'ty	Chan.	Serial No.	Serv.	Remarks
		MAT ASSY, floor (with foot switch)					X05735-00400-1
		MAT ASSY, floor (without foot switch)					X05735-00500-1
1	0573500410	MAT, floor	1				
2	0573500240	RUBBER	1				with foot switch
4	1652533013	CAP	1				without foot switch
	N1e080						



SEAT (1/2)

Item	Part number	Description	Q'ty	Chan.	Serial No.	Serv.	Remarks
		SEAT ASSY					X05734-00700-0
1	0573400810	BRACKET	1			M	
2	1914100049	SEAT ASSY	1				see page (2/2)
3	1914100098	SUSPENSION	1				
4	1100041025	BOLT	4				
5	1140020010	WASHER, spring	4				
6	1141110010	WASHER	4				
7	1110020820	SCREW, cap	6				
8	1140420008	WASHER, spring	4				
9	1110040830	SCREW, cap	2				
10	1130020008	NUT	4				
11	1914100078	BELT, seat	1				
12	0563418100	COLLAR	1				
13	0563418200	WASHER	1				
14	1102540738	BOLT	1				
15	1132940719	NUT	1				
16	0573400820	COVER	1			M	
17	1110090820	BOLT	3				
18	1140090008	WASHER, spring	5				
19	1141190008	WASHER	5				
21	1653916011	TRIM	2				sold by the meter
22	1653917020	TRIM	1				
23	1653916009	TRIM	1				
24	1911505723	LOUVER	1				
25	1110090812	BOLT	2				
26	1533700070	BAND	1				
27	0563419019	SPACER	4				
	N2e041						

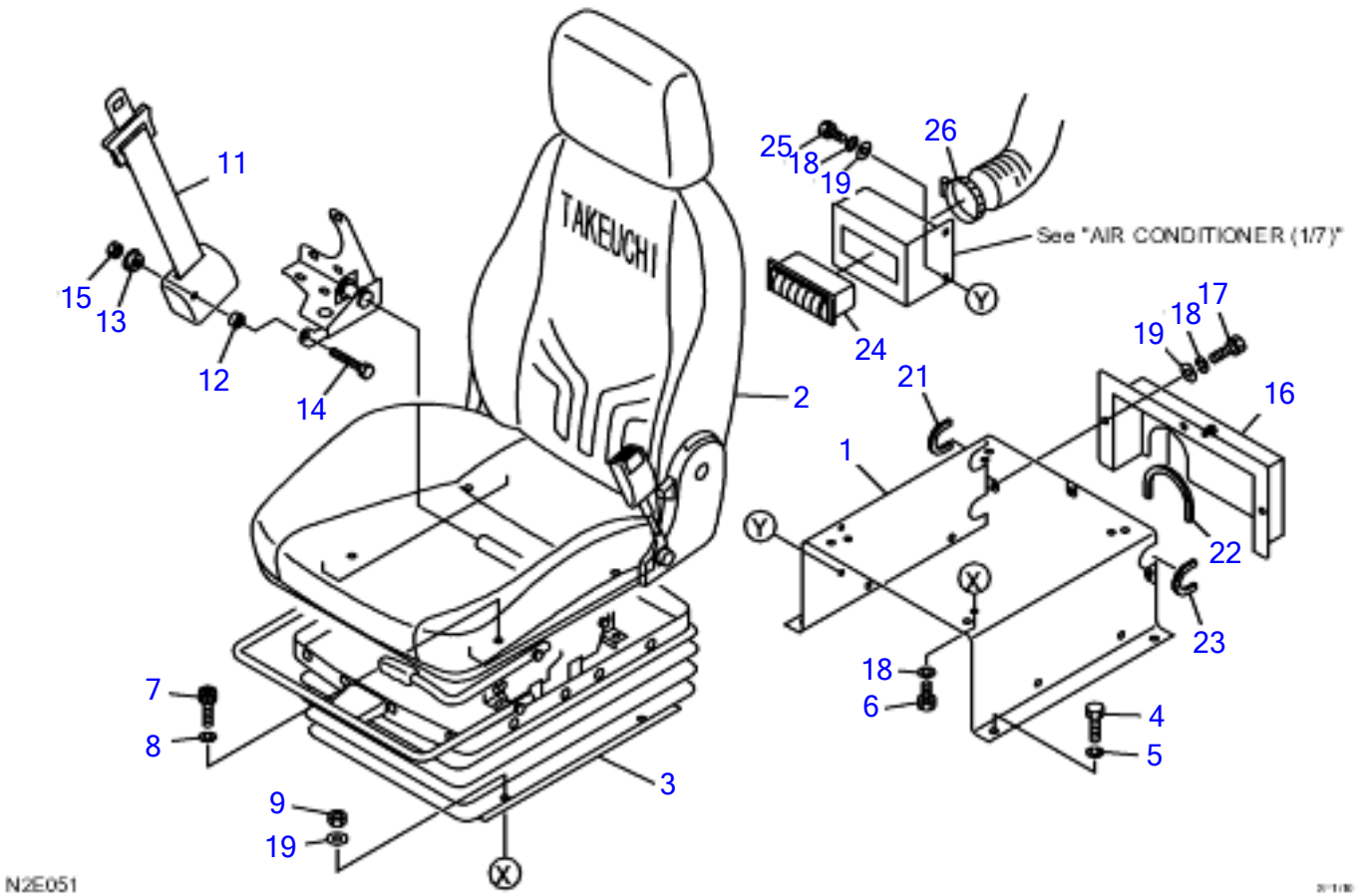


L3E102

S-free

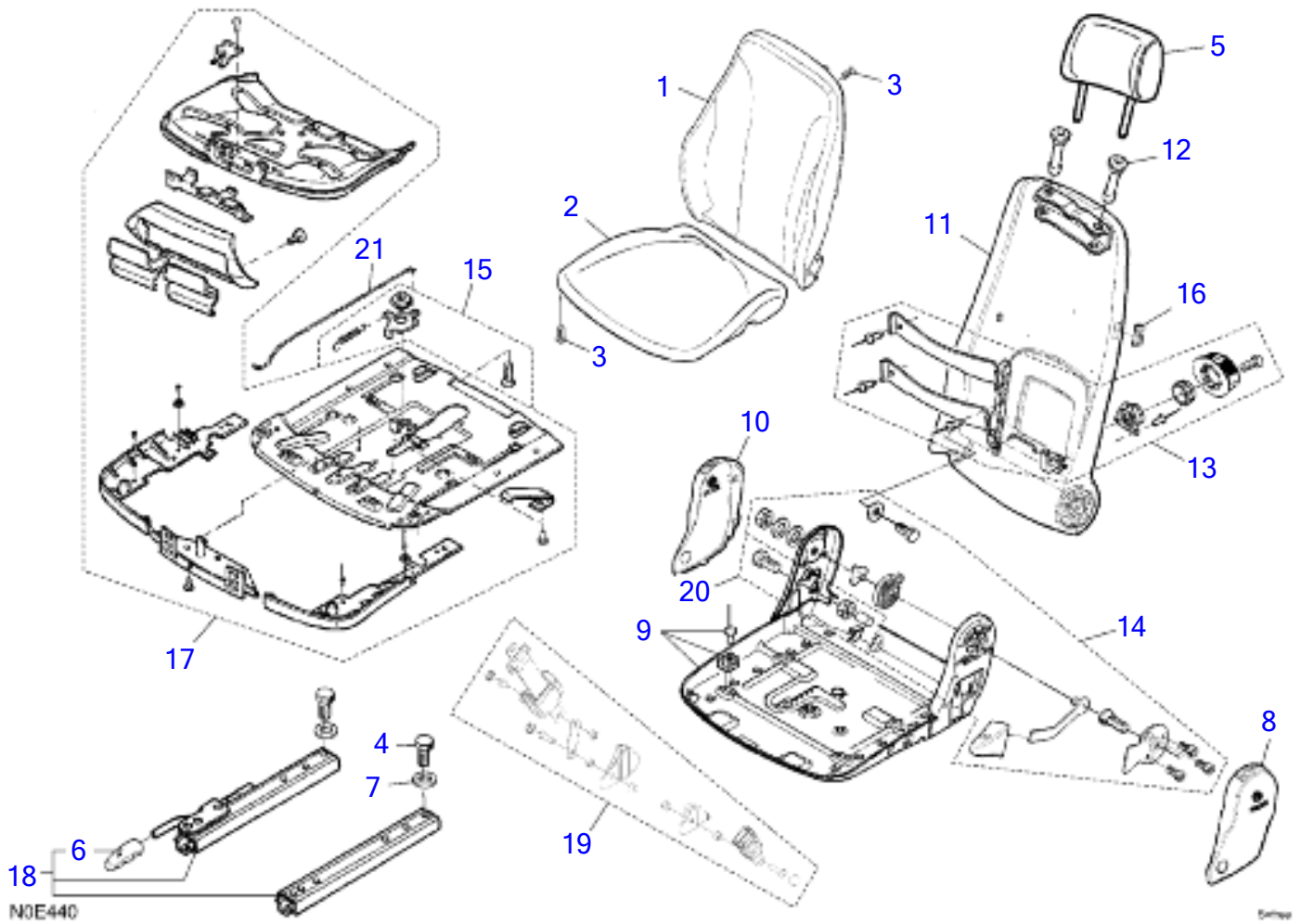
SEAT (2/2)						
Item	Part number	Description	Q'ty	Chan.	Serial No.	Serv. Remarks
1	1914102049	FORM	1			
2	1914103049	COVER	1			
3	1914104049	FORM	1			
4	1914124049	COVER	1			
5	1914106049	SUPPORT	1			
6	1914107049	REST ASSY, head	1			
7	1914108049	FORM	1			
8	1914109049	SPRING	1			
9	1914110049	HEIGHT RISER	1			
10	1914111049	CABLE	1			
11	1914112049	LATCH	1			
12	1914113049	KNOB	1			
13	1914114049	COVER	1			
15	1914116049	MOUNTING	1			
16	1914117049	RAIL, slide	1			
17	1914118049	ADJUSTER	1			
18	1914119049	DAMPER	1			
19	1914120049	STOPPER	1			
20	1914122049	COVER	1			
21	1914123049	PIVOT	1			
22	1914115049	RAIL, slide	1			
	N0e262					

TB1140 Book No. BN2Z001 S/N 51420001-
SEAT (1/3) (with air suspension)



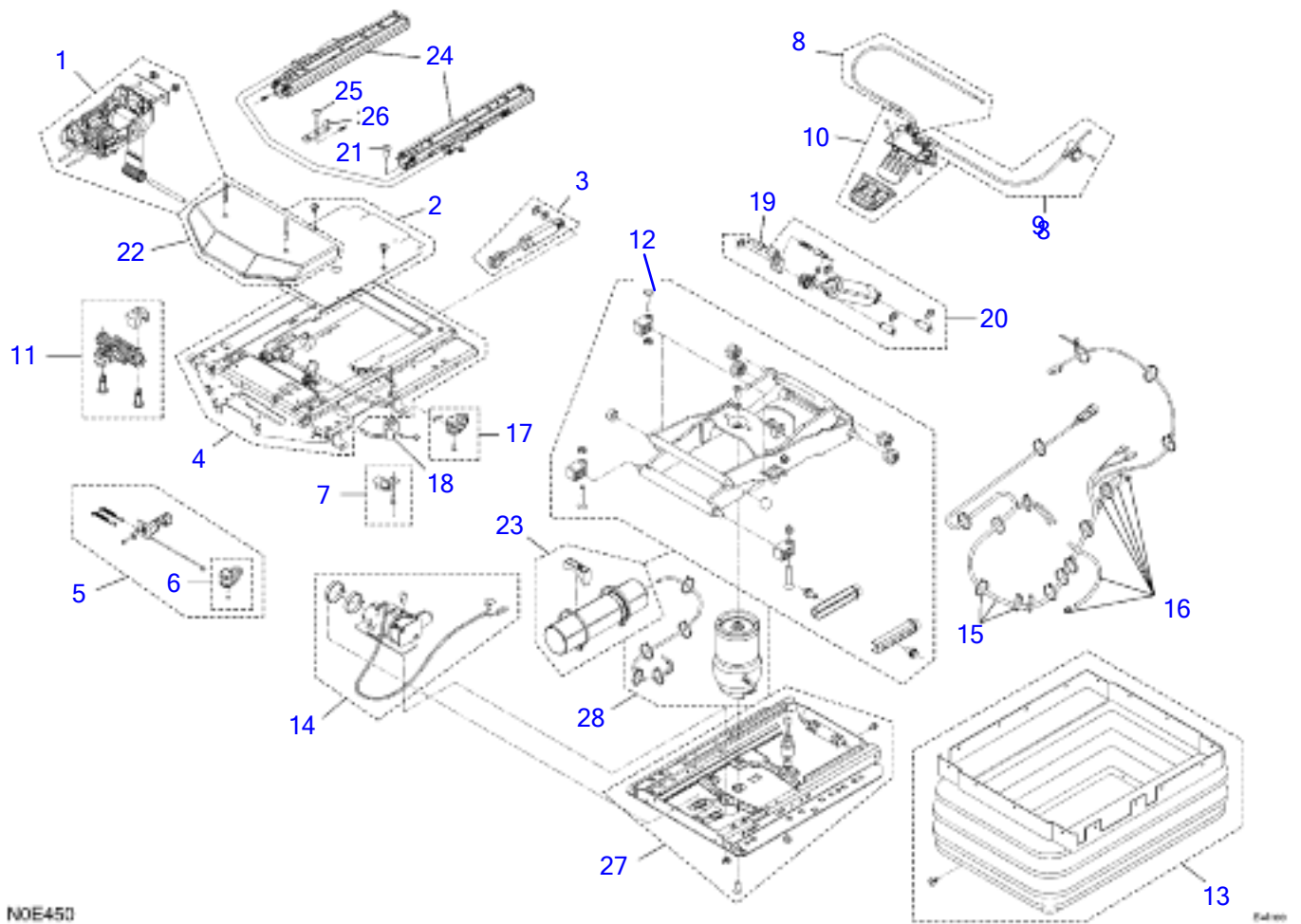
SEAT (1/3) (with air suspension)

Item	Part number	Description	Q'ty	Chan.	Serial No.	Serv.	Remarks
		SEAT ASSY	1				X05734-00800-0
1	0573400810	BRACKET	1			M	
2	1914100102	SEAT ASSY	1				see page (2/3)
3	1914100103	SUSPENSION, air	1				see page (3/3)
4	1100041025	BOLT	4				
5	1140020010	WASHER, spring	4				
6	1100090816	BOLT	4				
7	1110020820	SCREW, cap	8				
8	1140420008	WASHER, spring	4				
9	1130090008	NUT	4				
11	1914100078	BELT, seat	1				
12	0563418100	COLLAR	1				
13	0563418200	WASHER	1				
14	1102540738	BOLT	1				
15	1132940719	NUT	1				
16	0573400820	COVER	1			M	
17	1110090820	BOLT	3				
18	1140090008	WASHER, spring	9				
19	1141190008	WASHER	9				
21	1653916011	TRIM	2				sold by the meter
22	1653917020	TRIM	1				
23	1653916009	TRIM	1				
24	1911505723	LOUVER	1				
25	1110090812	BOLT	2				
26	1533700070	BAND	1				
	N2e051						



SEAT (2/3) WITH AIR SUSPENSION

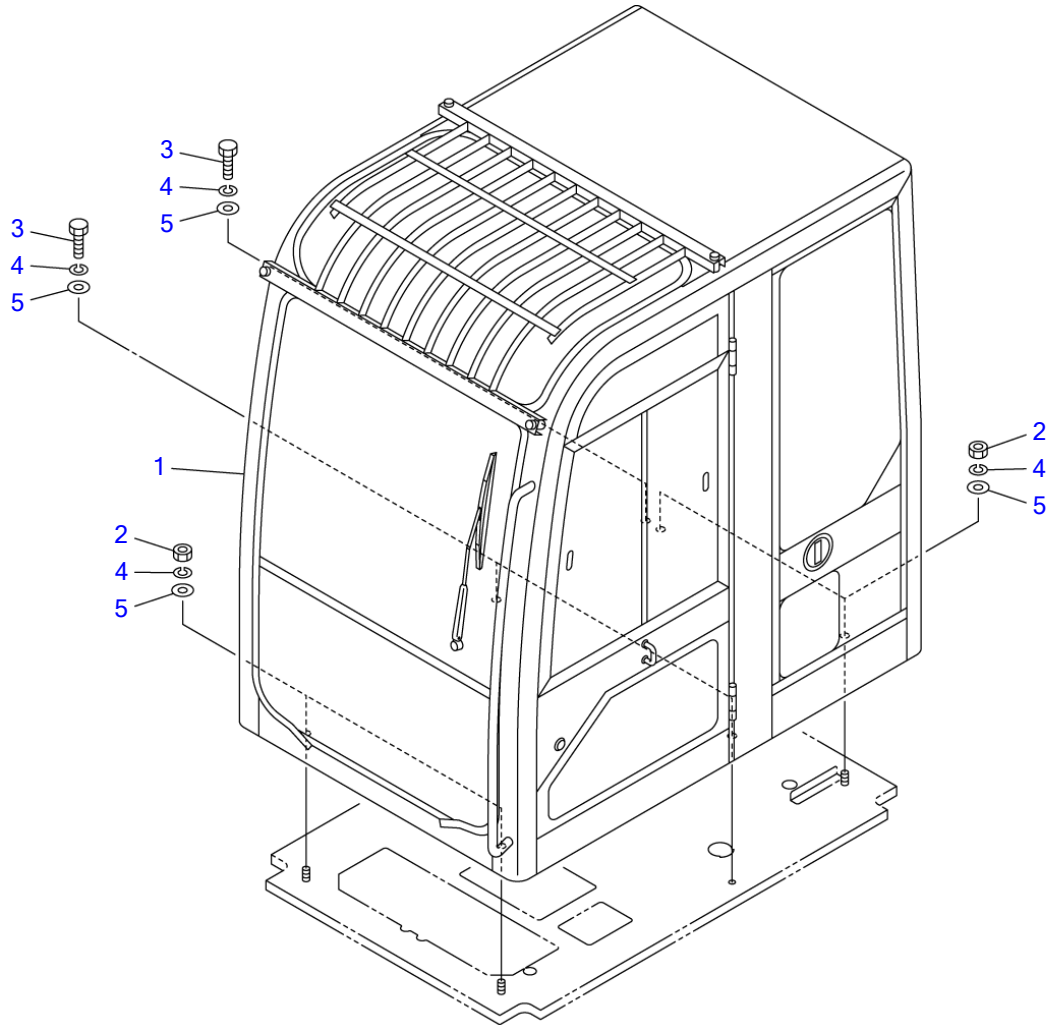
Item	Part number	Description	Q'ty	Chan.	Serial No.	Serv.	Remarks
		SEAT (2/3) WITH SAIR SUSPENSION					
0-2	1914100102	SEAT ASSY	1				
1	1914101096	* CUSHION	1				
2	1914102102	* CUSHION	1				
3	1914103096	* SCREW	10				
4	1110040816	* CAP SCREW	4				
5	1914103071	* BACKREST	1				
6	1914105096	* HANDLE	1				
7	1141110008	* WASHER	4				
8	1914111096	* COVER	1				
9	1614140102	* SEAT PAN	1				
10	1914118096	* COVER	1				
11	1914115072	* BACKREST	1				
12	1914116072	* BUSHING	2				
13	1914121096	* LUMBAR SUPPORT KIT	1				
14	1914118072	* MOUNTING KIT	1				
15	1914175102	* SWIVEL LEVER	1				
16	1914121072	* PVC COVER	1				
17	1914103102	* TILT ADJUSTMENT	1				
18	1914110103	* SLIDE RAIL KIT	1				
19	1914123072	* SEAT BELT	1				
20	1914117103	* STOP	1				
21	1914171103	* ROD	1				
	N0E440						



SEAT (3/3) WITH AIR SUSPENSION

Item	Part number	Description	Q'ty	Chan.	Serial No.	Serv.	Remarks
		SEAT (3/3) WITH AIR SUSPENSION					
0-3	1914100103	SUSPENSION ASSY	1				
1	1914101097	* CONTROL ASSY	1				
2	1914102097	* COVER KIT	1				
3	1914106103	* SHOCK ABSORBER KIT	1				
4	1914108103	* UPPER SUSPENSION	1				
5	1914112103	* LOCKING LEVER	1				
6	1914114103	* HANDLE KIT	1				
7	1914118103	* STOP	2				
8	1914108097	* CABLE	1				
9	1914109097	* CABLE ASSY	1				
10	1914111097	* CONTROL	1				
11	1914132103	* HORIZONTAL ISOLATOR	1				
12	1914135103	* SWING ARM KIT	1				
13	1914117097	* BELLOWS KIT	1				
14	1914118097	* COMPRESSOR	1				
15	1914119097	* CABLE CONNECTION	1				
16	1914120097	* AIR HOSE KIT	1				
17	1914121097	* HANDLE KIT	1				
18	1914122097	* CABLE HOLDER	1				
19	1914124097	* CABLE	1				
20	1914125097	* SHOCK ABSORBER KIT	1				
21	1110040816	* CAP SCREW	3				
22	1914127097	* COVER KIT	1				
23	1914132097	* AIR RESERVOIR	1				
24	1914184103	* SET OF ADJUSTMENT	1				
25	1110040820	* CAP SCREW	1				
26	1914119072	* PLATE	1				
27	1914135097	* LOWER SUSPENSION	1				
28	1914138097	* AIR SPRING KIT	1				
	N0E450						

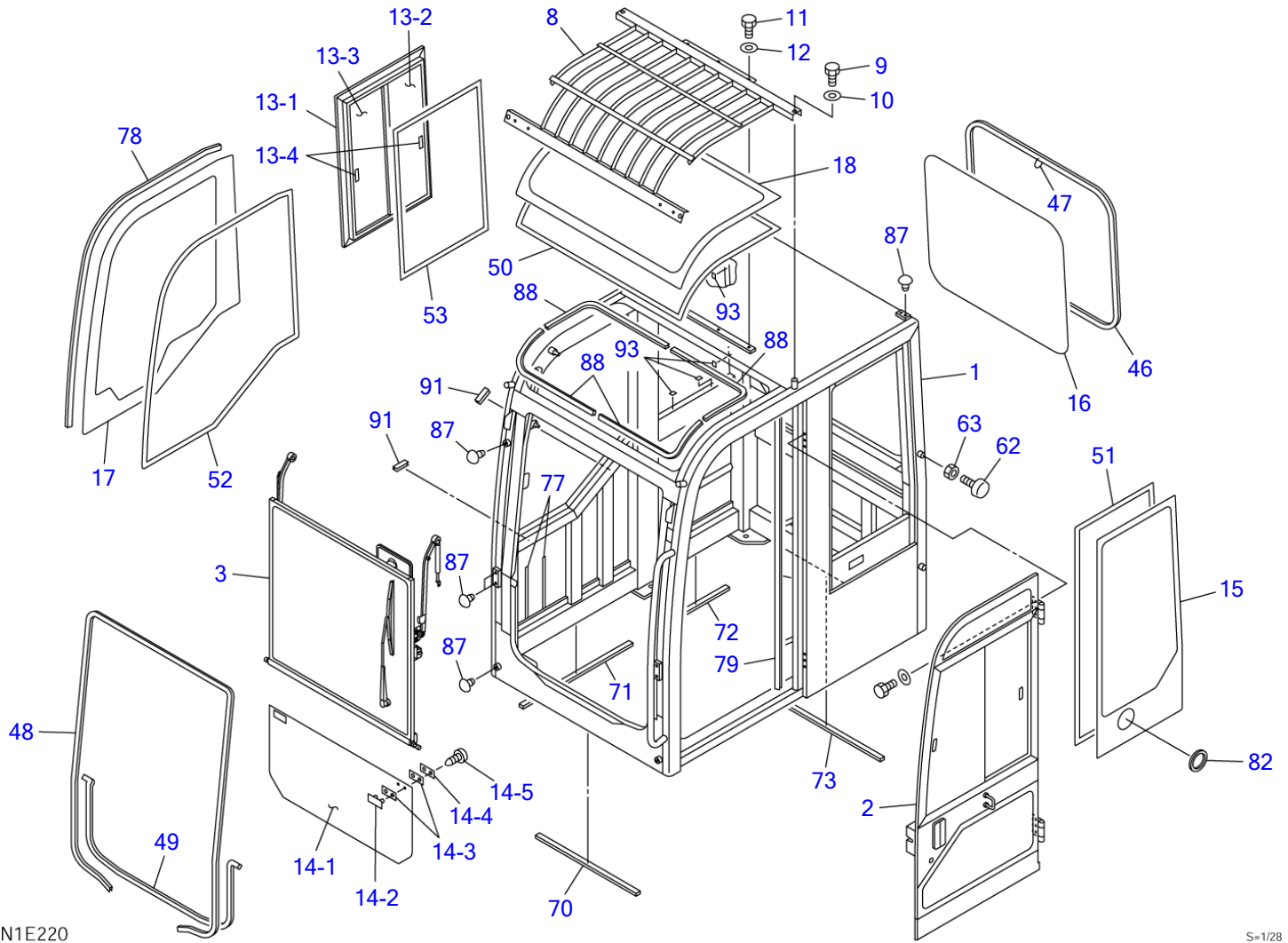
TB1140 Book No. BN2Z001 S/N 51420001-
CAB MOUNT



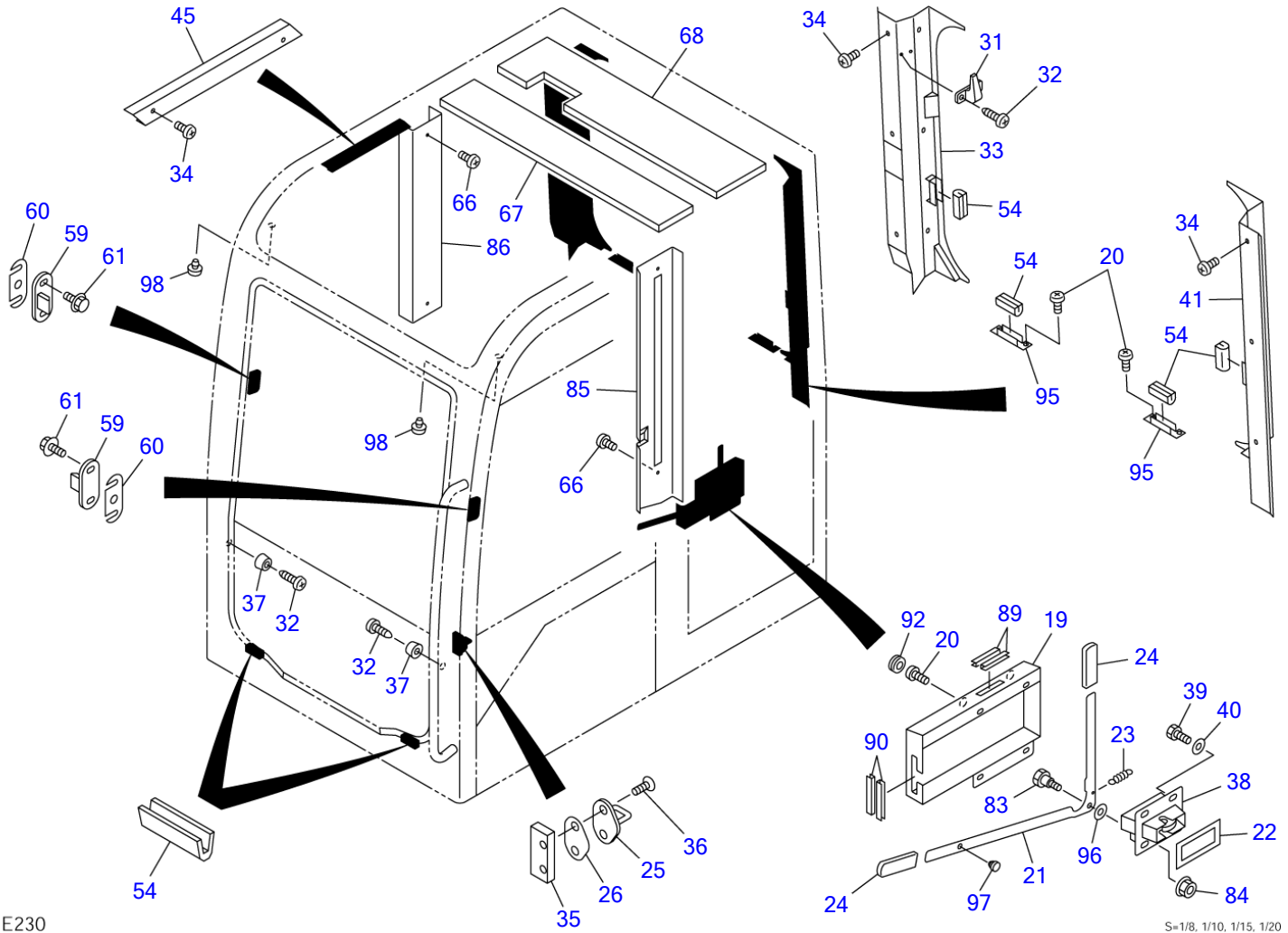
N1E310

S=1/20

CAB MOUNT							
Item	Part number	Description	Q'ty	Chan.	Serial No.	Serv.	Remarks
0	X *****	CAB MOUNT	1				X05786-02000-0
1	0578602100	▪ CAB ASSY	1				
2	1130040016	▪ NUT	4				
3	1100041645	▪ BOLT	3				
4	1140020016	▪ WASHER, spring	7				
5	1141110016	▪ WASHER	7				
	N1e310						



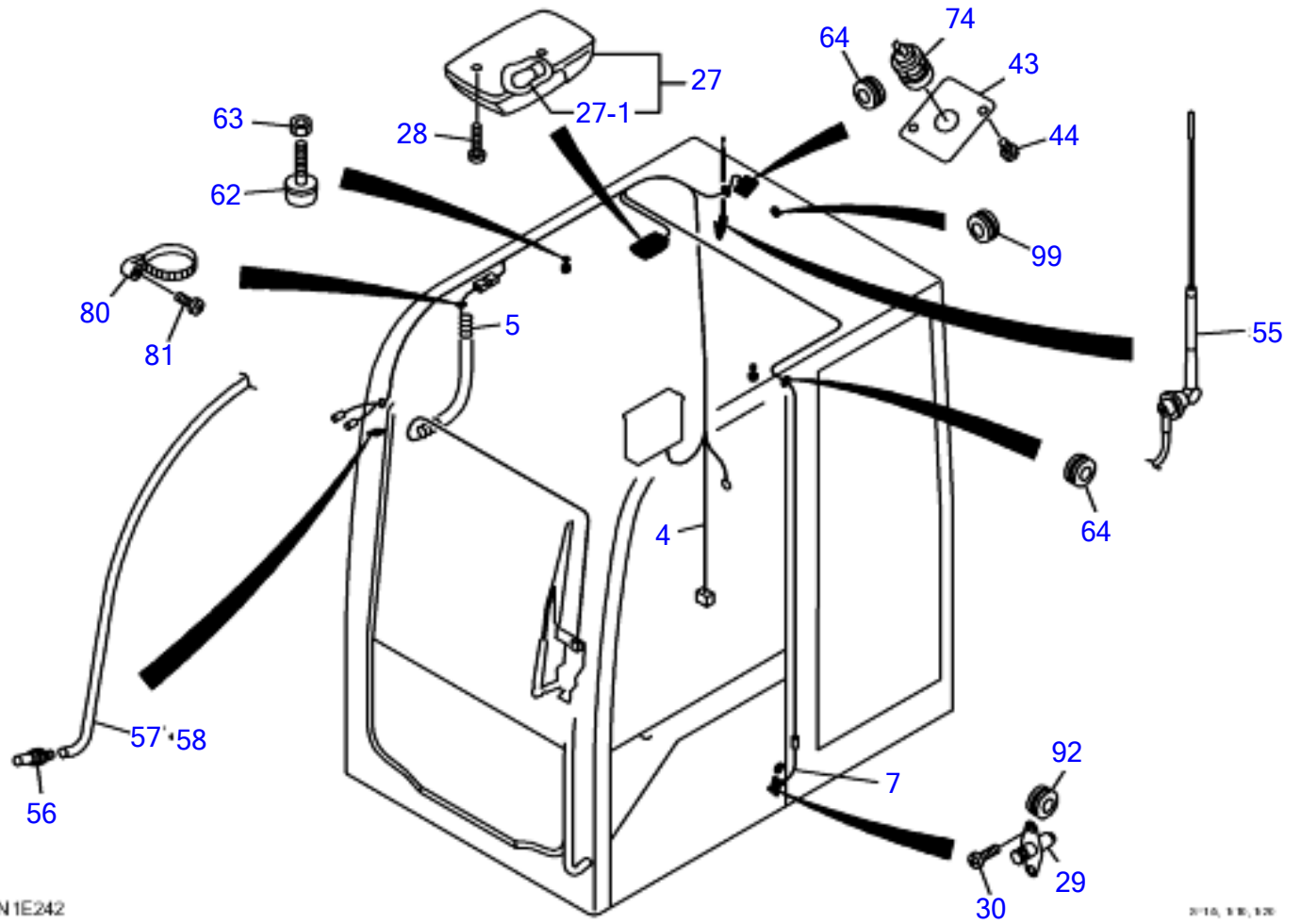
							CAB (1/6)			
Item	Part number	Description	Q'ty	Chan.	Serial No.	Serv.	Remarks			
0	0578602100	CAB ASSY	1				X05786-02100-1			
1	X *****	• CAB	1							
2	0578602300	• DOOR ASSY	1				see page (4/6)			
3	0578602400	• ADJUST ASSY, front sash	1				see page (5/6)			
8	0578602520	• GUARD, roof	1							
9	1100041225	• BOLT	4							
10	1141110012	• WASHER	4							
11	1100041016	• BOLT	3							
12	1141110010	• WASHER	3							
13	0578602530	• SASH ASSY, side	1							
13-1	0578602531	• • FRAME	1							
13-2	0578602532	• • GLASS	1							
13-3	0578602533	• • GLASS	1							
13-4	0880865424	• • LOCK ASSY	2							
14	0578600610	• GLASS ASSY, front	1							
14-1	0578600611	• • GLASS	1							
14-2	1654010900	• • RETAINER	2							
14-3	1654011100	• • PACKING	4							
14-4	1654011000	• • PLATE	2							
14-5	1122410412	• • SCREW	4							
15	0578602115	• GLASS	1							
16	0578600116	• GLASS	1							
17	0578602117	• GLASS	1							
18	0578602118	• GLASS	1							
46	1654231295	• H-RUBBER	1				sold by the meter			
47	0880865139	• H-RUBBER	1							
48	1654605385	• RUBBER	1				sold by the meter			
49	1654605165	• RUBBER	1				sold by the meter			
50	1654615335	• DAM	1				sold by the meter			
51	1654615350	• DAM	1				sold by the meter			
52	1654615320	• DAM	1				sold by the meter			
53	1654615265	• DAM	1				sold by the meter			
62	1651101042	• STOPPER	2							
63	1130090010	• NUT	2							
70	0578600170	• SEAL	1							
71	0578600171	• SEAL	1							
72	0578600172	• SEAL	1							
73	0578602173	• SEAL	1							
77	0578600177	• PLATE	1							
78	1653916175	• TRIM	1				sold by the meter			
79	1654605150	• SEAL	1				sold by the meter			
82	0568626600	• GROMMET	1							
87	1653303010	• CAP	11							
88	1653916098	• TRIM	4				sold by the meter			
91	1653916004	• TRIM	2				sold by the meter			
93	0578600193	• SPACER	4							
	N1e222									



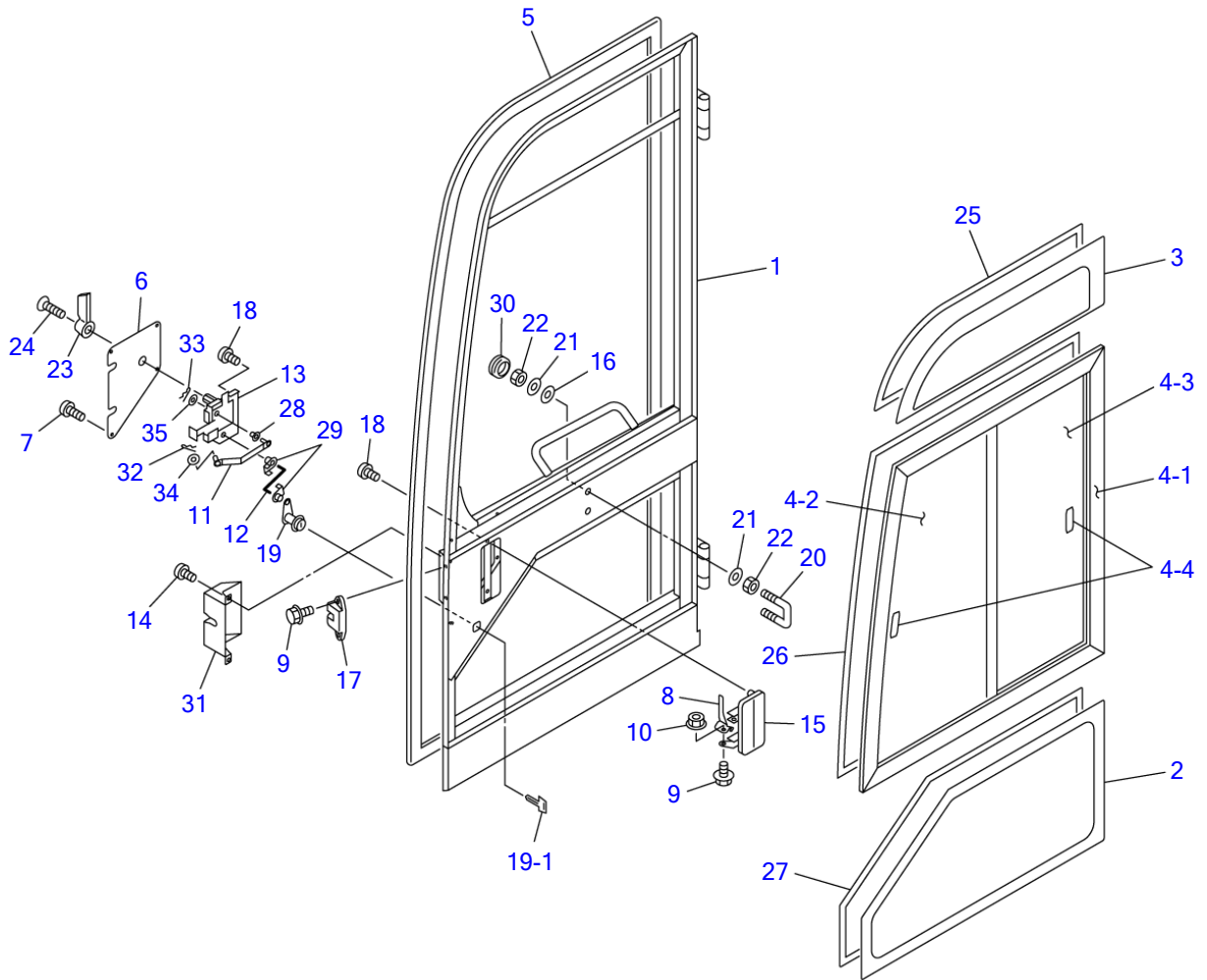
N1E230

S=1/8, 1/10, 1/15, 1/20

CAB (2/6)						
Item	Part number	Description	Q'ty	Chan.	Serial No.	Serv. Remarks
0	0578602100	CAB ASSY	1			X05786-02100-1
19	0578602580	• COVER	1			
20	1150420616	• SCREW	8			
21	0578602121	• LEVER	1			
22	0578600122	• SEAL	2			
23	0007000096	• SPRING	1			
24	0438601760	• COVER	2			
25	1654011708	• STRIKER	1			
26	0578600126	• SHIM	AR			
31	1654004800	• HANGER	1			
32	1122400416	• SCREW	4			
33	0578602550	• COVER	1			
34	1150420510	• SCREW	14			
35	0578600135	• PLATE	1			
36	1110091025	• BOLT	2			
37	1652102320	• RUBBER	2			sold by the meter
38	1654011720	• LOCK	1			
39	1100040820	• BOLT	4			
40	1141110008	• WASHER	4			
41	0578602560	• COVER	1			
45	0578600145	• COVER	1			
54	1654004900	• RUBBER	6			
59	0578602570	• BRACKET	2			
60	0578602160	• SHIM	AR			
61	1100040616	• BOLT	4			
66	1150420612	• SCREW	4			
67	0578602167	• ABSORBENT, noise	1			
68	0578602168	• ABSORBENT, noise	1			
83	1654010800	• PIN	1			
84	1131283006	• NUT	1			
85	0578602590	• COVER	1			
86	0578602600	• COVER	1			
89	1653916005	• TRIM	2			sold by the meter
90	1653916007	• TRIM	2			sold by the meter
92	1654011710	• CAP	2			
95	0578602195	• BRACKET	2			
96	0578602196	• WASHER	1			
97	1652516004	• CUSHION	1			
98	1652516003	• CUSHION	2			
	N1e232					



CAB (3/6)						
Item	Part number	Description	Q'ty	Chan.	Serial No.	Serv. Remarks
0	0578602100	CAB ASSY	1			X05786-02100-1
4	0578602500	▪ HARNESS, wire	1			
5	0578602510	▪ HARNESS, wire	1			
7	0578600510	▪ HARNESS, wire	2			
27	1703007200	▪ LAMP, room	1			
27-1	1703007201	▪ ▪ BULB	1			24V, 5W
28	1150410420	▪ SCREW	2			
29	1700000015	▪ SWITCH	1			
30	1150410412	▪ SCREW	2			
43	0578600143	▪ COVER	1			
44	1150420512	▪ SCREW	2			
55	1705003460	▪ ANTENNA	1			
56	1711910070	▪ NOZZLE	1			
57	1711910063	▪ HOSE	1			
58	1711910063	▪ HOSE	1			
62	1651101042	▪ STOPPER	2			
63	1130090010	▪ NUT	2			
64	1654011709	▪ GROMMET	2			
74	1711900066	▪ SOCKET	1			
80	1652221050	▪ CLIP	1			
81	1150420510	▪ SCREW	1			
92	1654011710	▪ CAP	1			
99	1652051200	* GROMMET	1			
	N1e242					

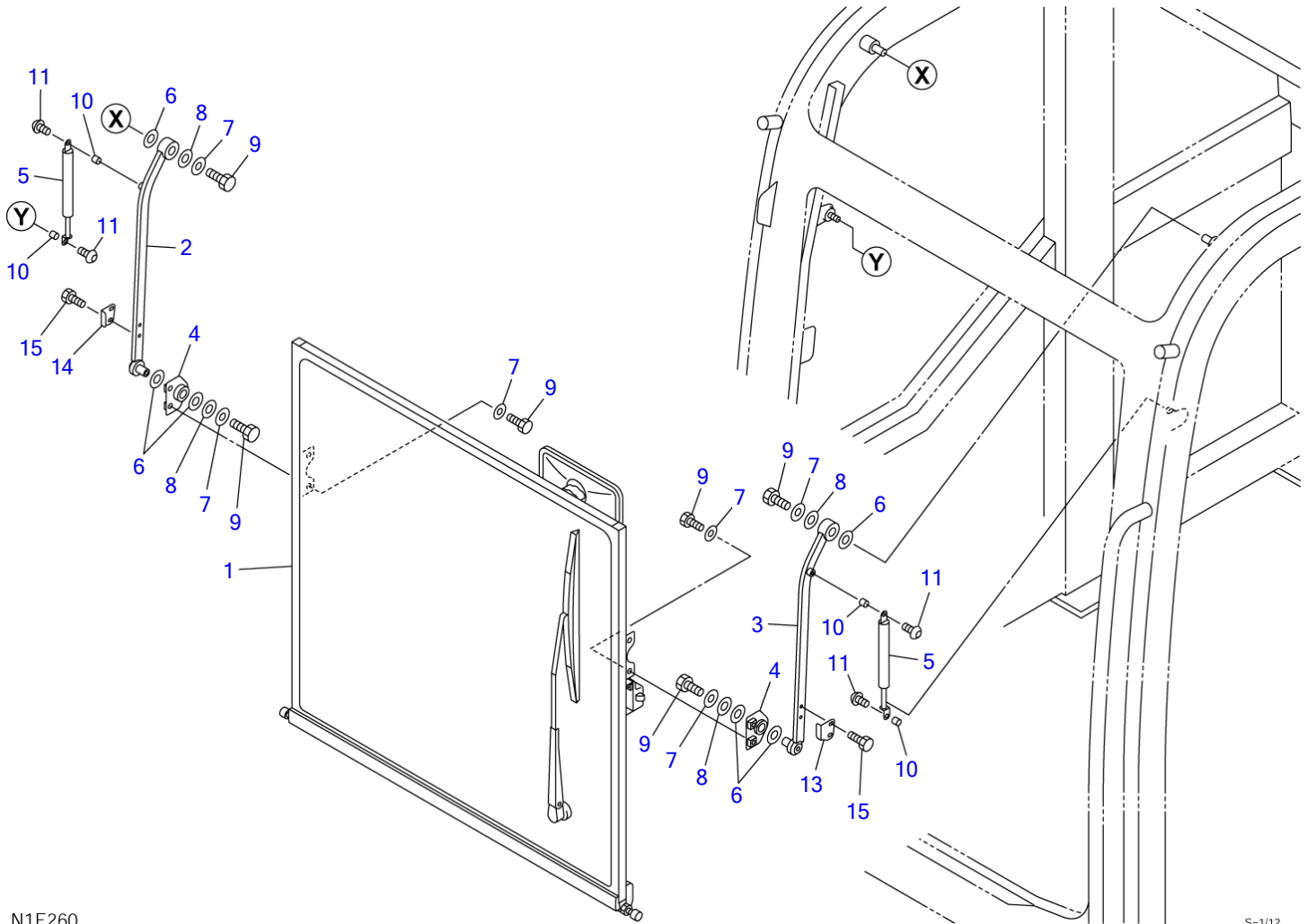


N1E170

S=1/15

Item	Part number	Description	CAB (4/6) (door)			Remarks
			Q'ty	Chan.	Serial No.	
0-2	0578602300	DOOR ASSY	1			
1	0578602310	• DOOR	1			
2	0578600301	• GLASS	1			
3	0578600302	• GLASS	1			
4	0578600340	• SASH ASSY	1			
4-1	0578600341	• • FRAME	1			
4-2	0578600342	• • GLASS	1			
4-3	0578600343	• • GLASS	1			
4-4	0880865424	• • LOCK ASSY	2			
5	0578600303	• SEAL	1			
6	0578600304	• PLATE	1			
7	1150420512	• SCREW	4			
8	0578600360	• PLATE	1			
9	1100040612	• BOLT	3			
10	1131283006	• NUT	1			
11	0578600370	• ROD	1			
12	0568630600	• ROD	1			
13	0568623400	• CONTROL ASSY	1			
14	1150420612	• BOLT, sems	2			
15	1654005600	• HANDLE	1			
16	1654011812	• WASHER	2			
17	0068620400	• LOCK ASSY	1			
18	1150410612	• BOLT, sems	4			
19	1653611527	• LOCK ASSY	1			
19-1	1700100019	• KEY	1			
20	1654005900	• STRIKER	1			
21	1654011706	• WASHER	4			
22	1130090010	• NUT	4			
23	1654005500	• HANDLE	1			
24	1120790516	• SCREW	1			
25	1654615147	• DAM	1			sold by the meter
26	1654615286	• DAM	1			sold by the meter
27	1654615201	• DAM	1			sold by the meter
28	0578600380	• BUSHING	1			
29	0398610900	• SNAP	2			
30	1652053200	• GROMMET	2			
31	0578600308	• COVER	1			
32	1214000006	• PIN, snap	1			
33	1214000004	• PIN, snap	1			
34	1654011711	• WASHER	1			
35	1141190006	• WASHER	2			

N1e250

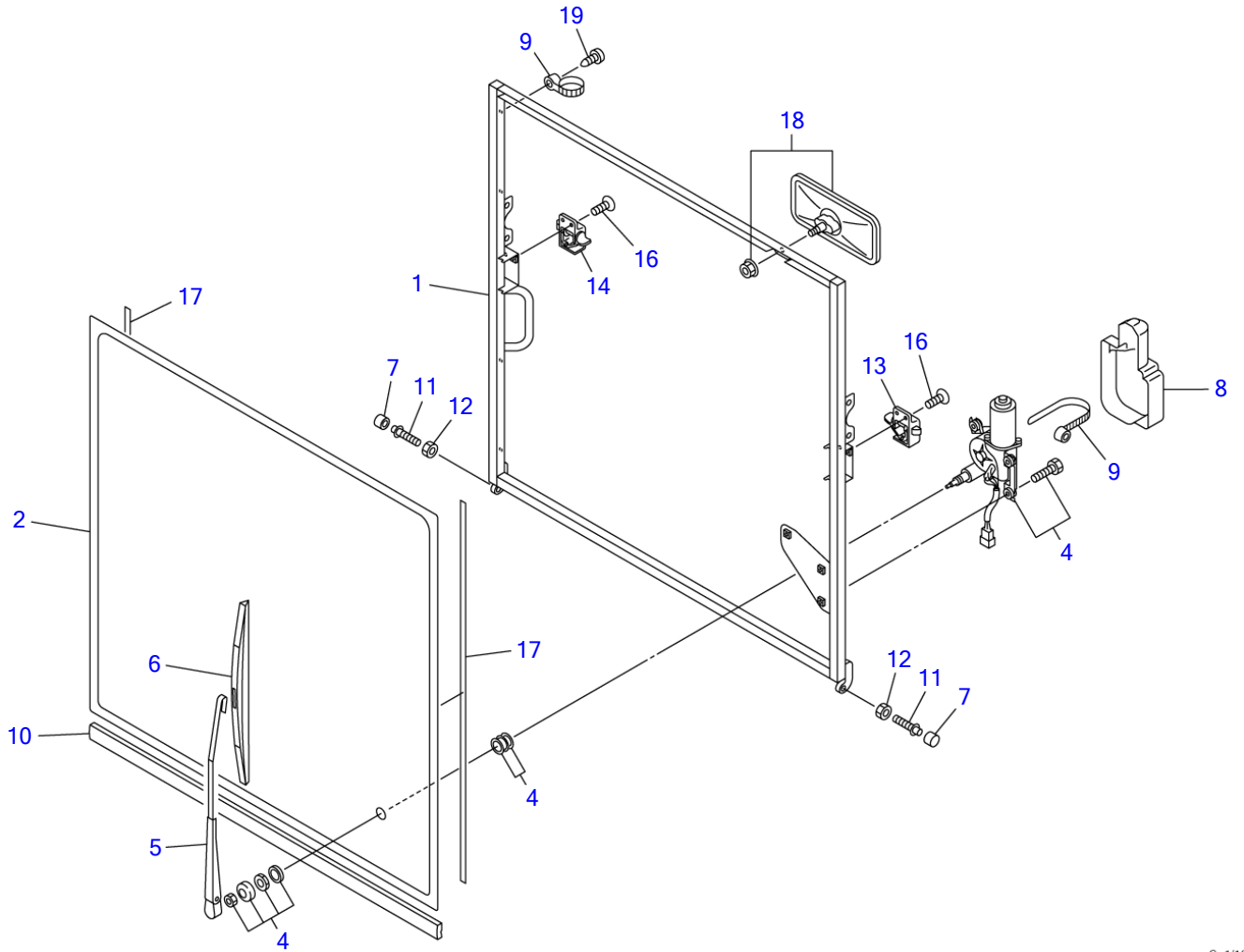


N1E260

S-1/12

CAB (5/6) (front sash adjust)

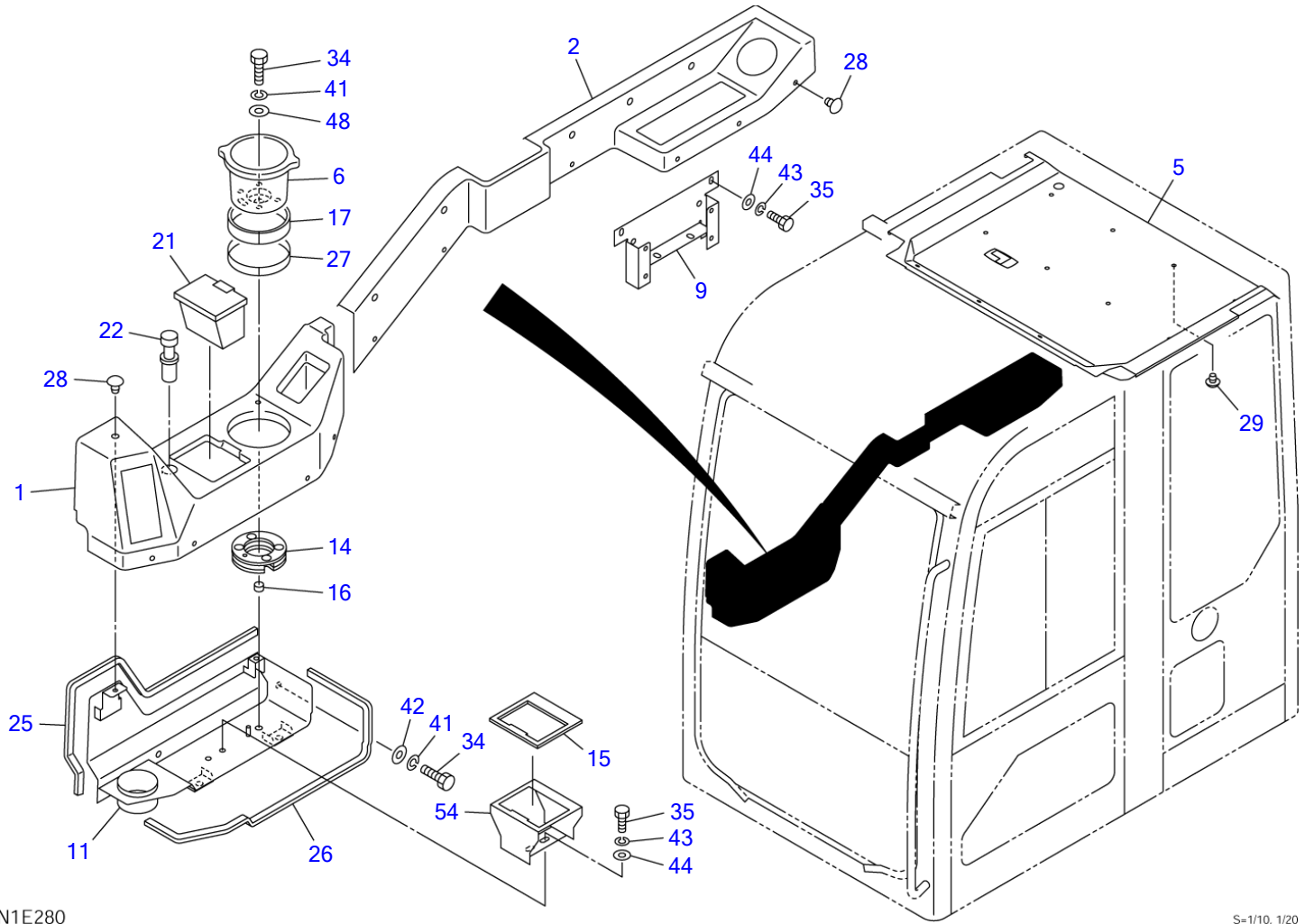
Item	Part number	Description	Q'ty	Chan.	Serial No.	Serv.	Remarks
0-3	0578602400	ADJUST ASSY, front sash	1				X05786-02400-0
1	0578602410	▪ SASH ASSY, front	1				see page (6/6)
2	0578602420	▪ ARM	1				
3	0578602430	▪ ARM	1				
4	0348603870	▪ BRACKET	2				
5	0578600407	▪ SPRING, gas	2				
6	0083252100	▪ WASHER	6				
7	1654011705	▪ WASHER	8				
8	0578600401	▪ WASHER	4				
9	1100090820	▪ BOLT	8				
10	1333000606	▪ BUSHING	4				
11	1120990612	▪ PIN, snap	4				
13	0578602401	▪ BRACKET	1				
14	0578602402	▪ BRACKET	1				
15	1100040616	▪ BOLT	4				
	N1e260						



N1E270

S-1/12

CAB (6/6) (front sash)							
Item	Part number	Description	Q'ty	Chan.	Serial No.	Serv.	Remarks
0-4	0578602410	SASH ASSY, front	1				X05786-02410-0
1	0578602450	▪ FRAME	1				
2	0578602403	▪ GLASS	1				
4	1704044424	▪ MOTOR, wiper	1				
5	1704100100	▪ ARM, wiper	1				
6	1704200530	▪ BLADE	1				
7	0578600470	▪ ROLLER	2				
8	1704400002	▪ COVER	1				
9	1652221050	▪ BAND	8				
10	0578600408	▪ SEAL	1				
11	0578600406	▪ BOLT	2				
12	1130090010	▪ NUT	2				
13	0578600480	▪ HANDLE	1				
14	0578600490	▪ HANDLE	1				
16	1120800616	▪ SCREW	4				
17	1654615081	▪ DAM	2				sold by the meter
18	1654005460	▪ MIRROR, room	1				
19	1122400510	▪ SCREW	4				
	N1e270						

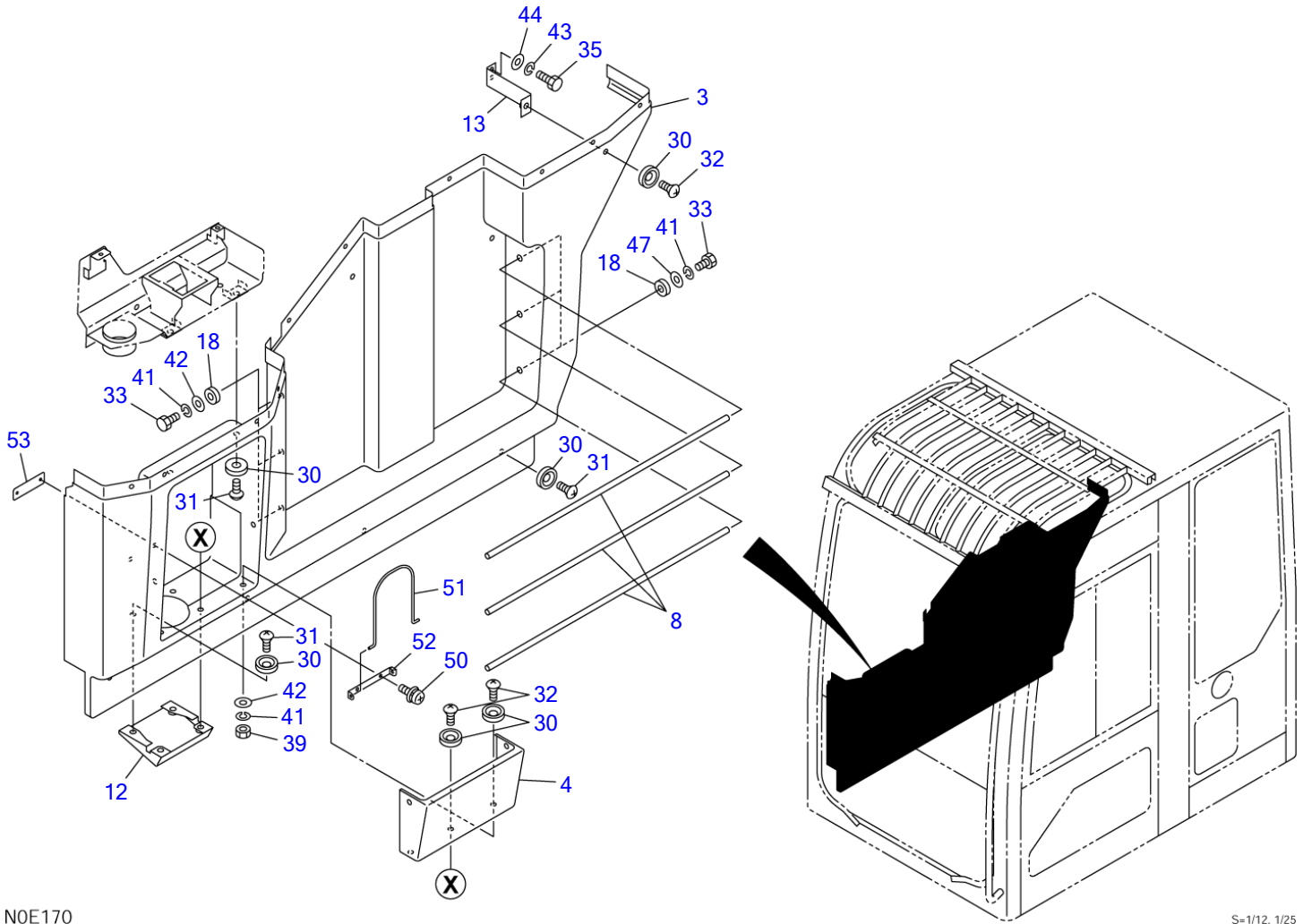


N1E280

S=1/10, 1/20

CAB INTERIOR (1/2)

Item	Part number	Description	Q'ty	Chan.	Serial No.	Serv.	Remarks
		CAB INTERIOR ASSY					X05786-01400-0
1	0578600900	PANEL, side	1				
2	0578601220	PANEL, side	1				
5	0578601240	PLATE	1				
6	0578601010	HOLDER	1				
9	0578600957	BRACKET	1				
11	0578600970	DUCT	1				
14	0578600995	RUBBER	1				
15	0578600994	RUBBER	1				
16	0578600986	COLLAR	1				
17	0578600987	SPONGE	1				
21	1654011600	ASHTRAY	1				
22	1711900039	LIGHTER	1				
25	1654606055	TRIM	1				sold by the meter
26	1654606060	SEAL	1				sold by the meter
27	0578600993	SHEET	1				
28	1652900015	RIVET	17				
29	1652900014	RIVET	12				
34	1100040825	BOLT	3				
35	1100040616	BOLT	6				
41	1140020008	WASHER, spring	3				
42	1141110008	WASHER	2				
43	1140020006	WASHER, spring	6				
44	1141110006	WASHER	6				
48	0003600020	WASHER	1				
54	0578601040	BRACKET	1				
	N1e280						



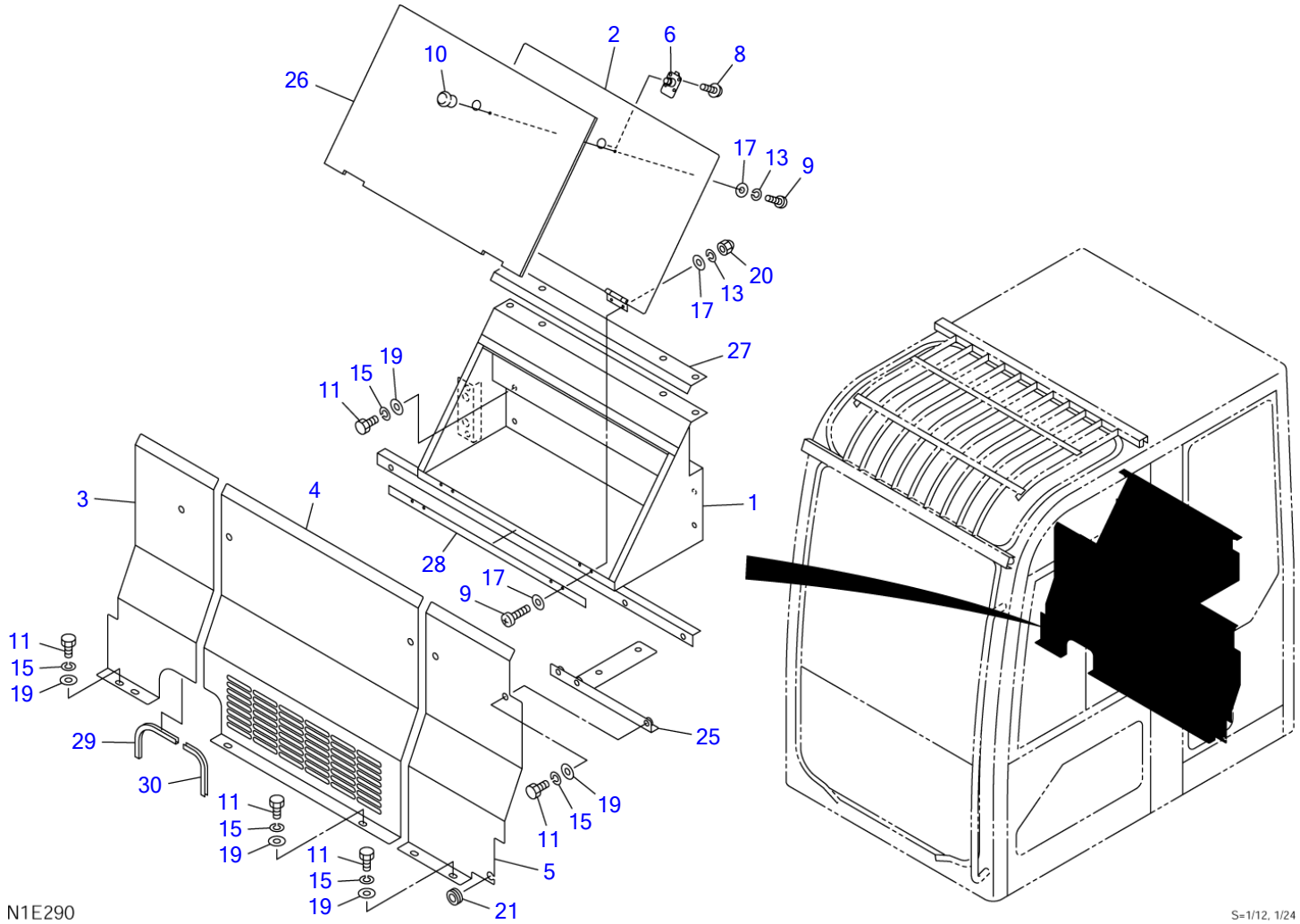
N0E170

S=1/12, 1/25

CAB INTERIOR (2/2)

Item	Part number	Description	Q'ty	Chan.	Serial No.	Serv.	Remarks
		CAB INTERIOR ASSY					X05786-01400-0
3	0578601230	PANEL, side	1				
4	0578600920	POCKET	1				
8	0578600955	PIPE	3				
12	0578600980	HOLDER	1				
13	0578600990	STAY	1				
18	0578600988	SPACER	6				
30	1652900016	WASHER	16				
31	1120790612	SCREW	6				
32	1120790616	SCREW	10				
33	1100040816	BOLT	6				
35	1100040616	BOLT	2				
39	1130040008	NUT	3				
41	1140020008	WASHER, spring	12				
42	1141110008	WASHER	11				
43	1140020006	WASHER, spring	2				
44	1141110006	WASHER	2				
47	0003600025	WASHER	3				
50	1150420510	SCREW	2				
51	0578600926	SHAFT	1				
52	0578600927	STAY	1				
53	0578600928	PLATE	1				
	N1e320						

TB1140 Book No. BN2Z001 S/N 51420001-
CONSOLE BOX

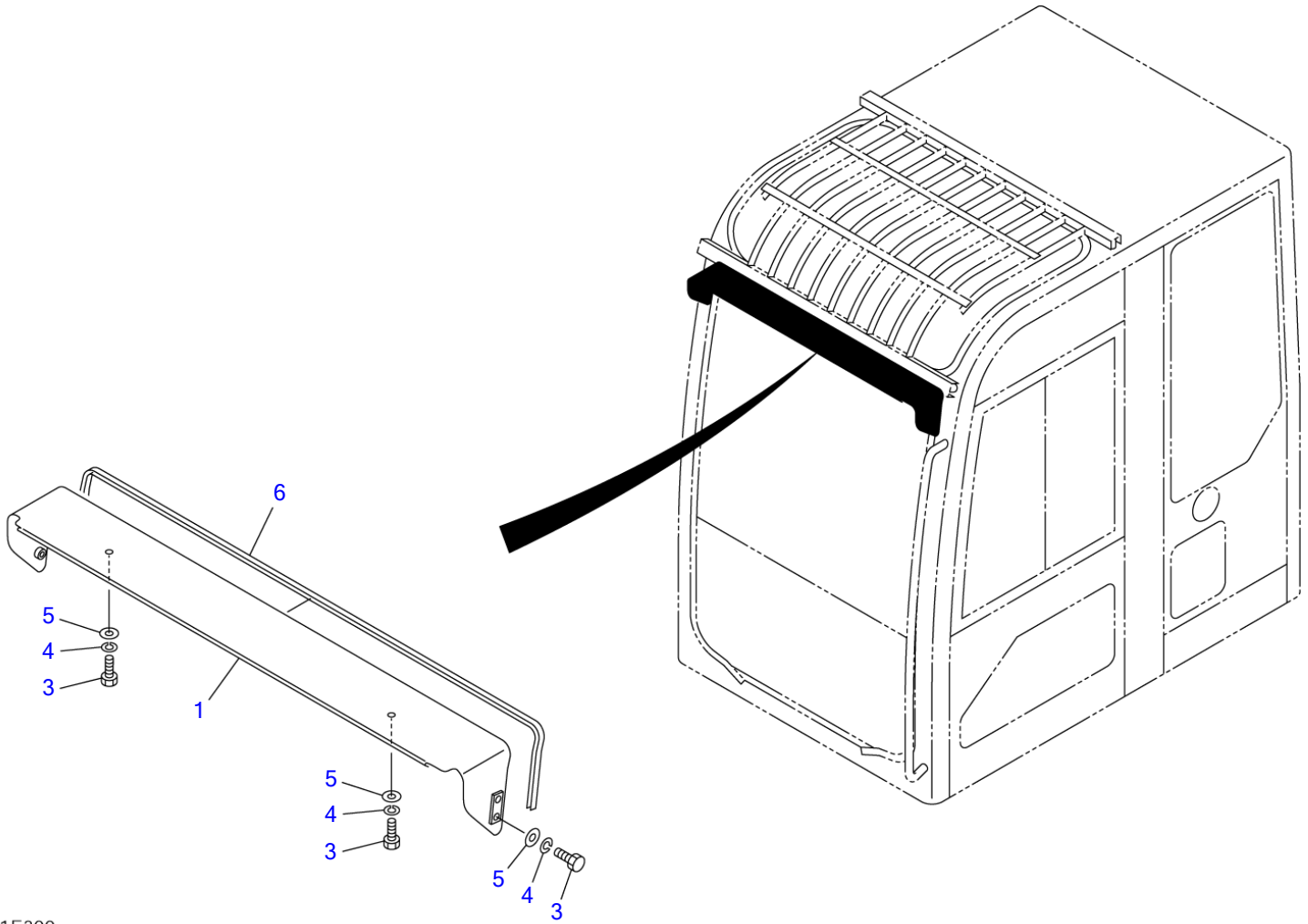


N1E290

S=1/12, 1/24

CONSOLE BOX

Item	Part number	Description	Q'ty	Chan.	Serial No.	Serv.	Remarks
		BOX ASSY, console					X05748-00100-0
1	0574800140	BOX	1				
2	0574800170	COVER	1				
3	0574800080	COVER (R.H.)	1				
4	0574800070	COVER	1				
5	0574800060	COVER	1				
6	1653321500	LATCH	1				
8	1150420308	SCREW	4				
9	1120590410	SCREW	5				
10	1652760001	KNOB	1				
11	1100040816	BOLT	19				
13	1140090004	WASHER, spring	5				
15	1140020008	WASHER, spring	19				
17	1141190004	WASHER	9				
19	1141110008	WASHER	19				
20	1134230004	NUT	4				
21	1652001002	GROMMET	1				
25	0574800090	BRACKET	1				
26	0574800154	ABSORBENT, noise	1				
27	0574800155	ABSORBENT, noise	1				
28	0574800006	ABSORBENT, noise	1				
29	1653917016	TRIM	1				sold by the meter
30	1653917012	TRIM	1				sold by the meter
	N1e290						



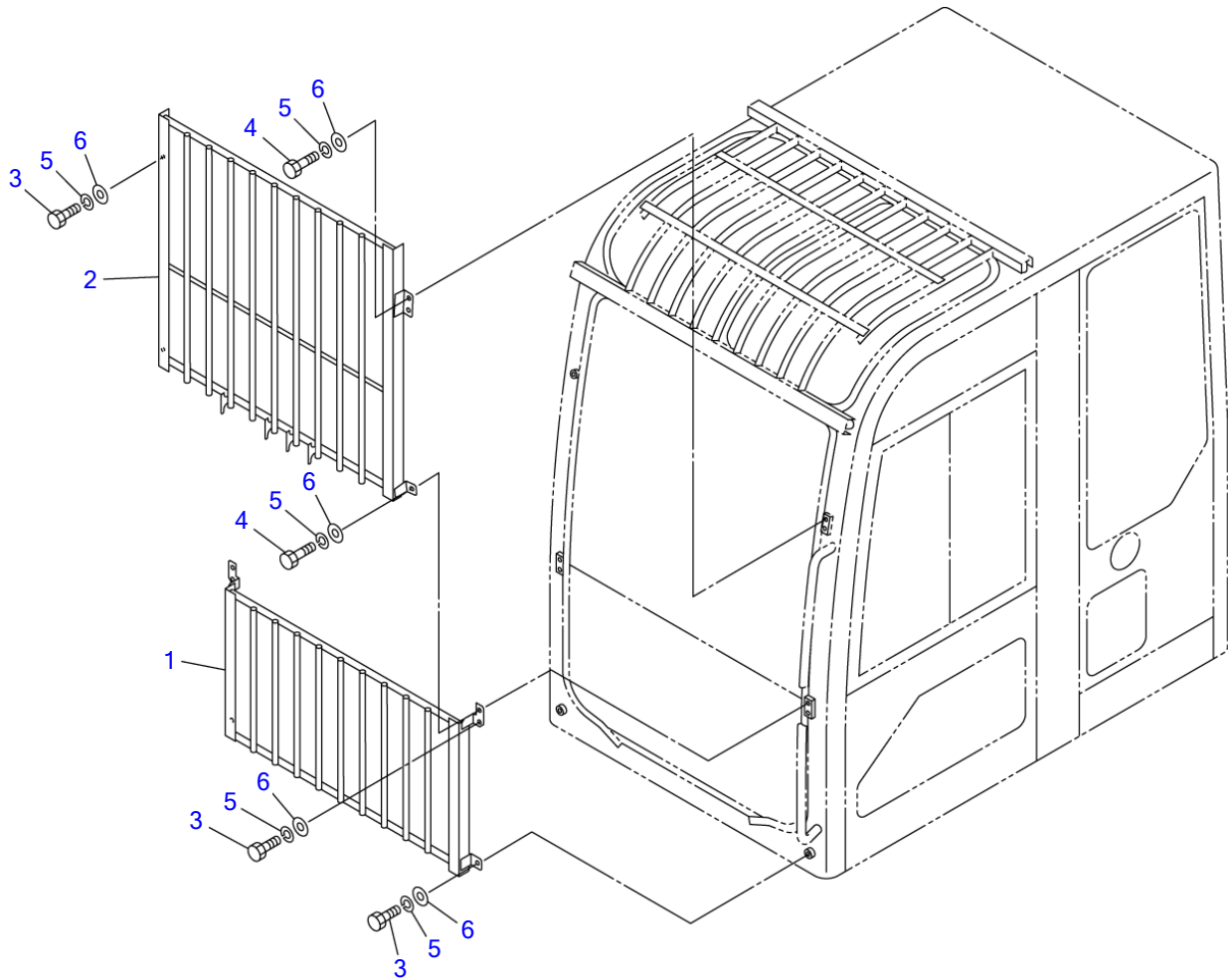
N1E300

S=1/10, 1/20

RAIN GURD

Item	Part number	Description	Q'ty	Chan.	Serial No.	Serv.	Remarks
		GURD ASSY, rain					X05786-01410-0
1	0578601320	GUARD	1				
3	1100040820	BOLT	6				
4	1140020008	WASHER, spring	6				
5	1141110008	WASHER	6				
6	1654606124	SEAL	1				sold by the meter
	N1e300						

TB1140 Book No. BN2Z001 S/N 51420001-
FRONT GUARD

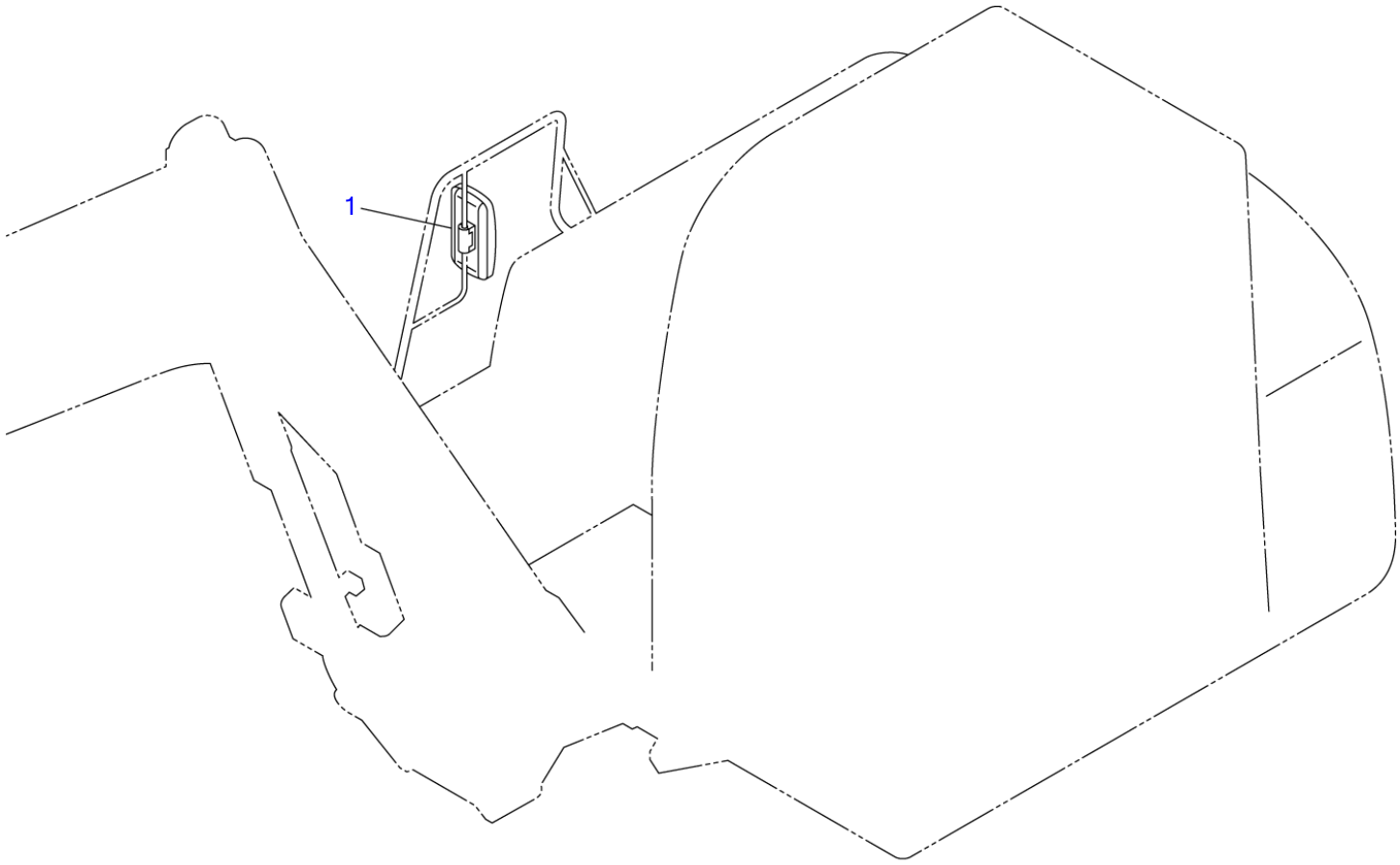


N0E360

S-1/20

FRONT GUARD

Item	Part number	Description	Q'ty	Chan.	Serial No.	Serv.	Remarks
		GUARD ASSY, front					X05786-01100-0
1	0578601020	GUARD	1				
2	0578601030	GUARD	1				
3	1100041025	BOLT	5				
4	1100041030	BOLT	4				
5	1140020010	WASHER, spring	9				
6	1141110010	WASHER	9				
	N1E340						

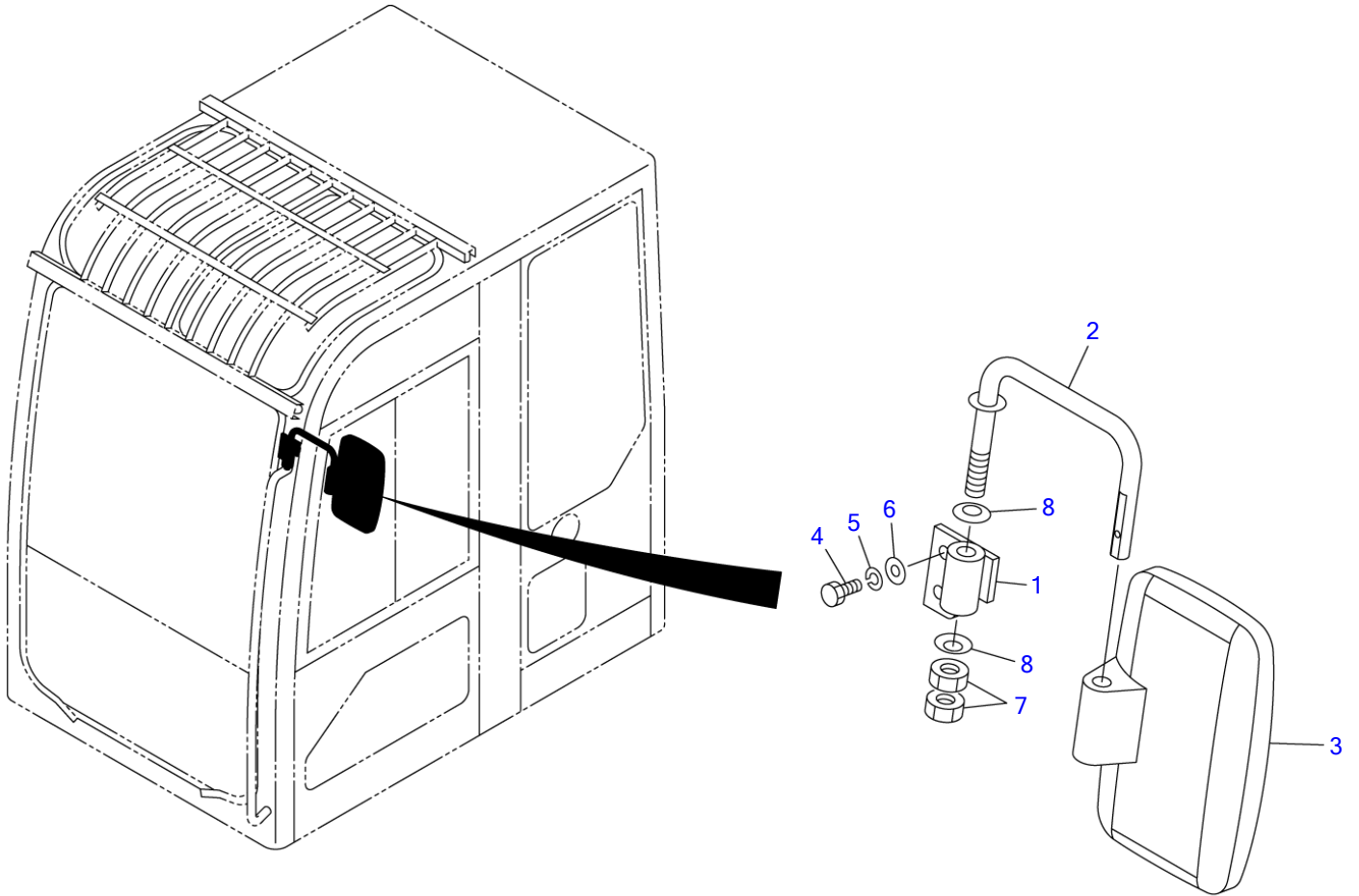


L3E180

S=1/20

OUT SIDE REARVIEW MIRROR (R.H.)

Item	Part number	Description	Q'ty	Chan.	Serial No.	Serv.	Remarks
1	1656500010 L3e180	MIRROR ASSY MIRROR	1				X05687-00000-0

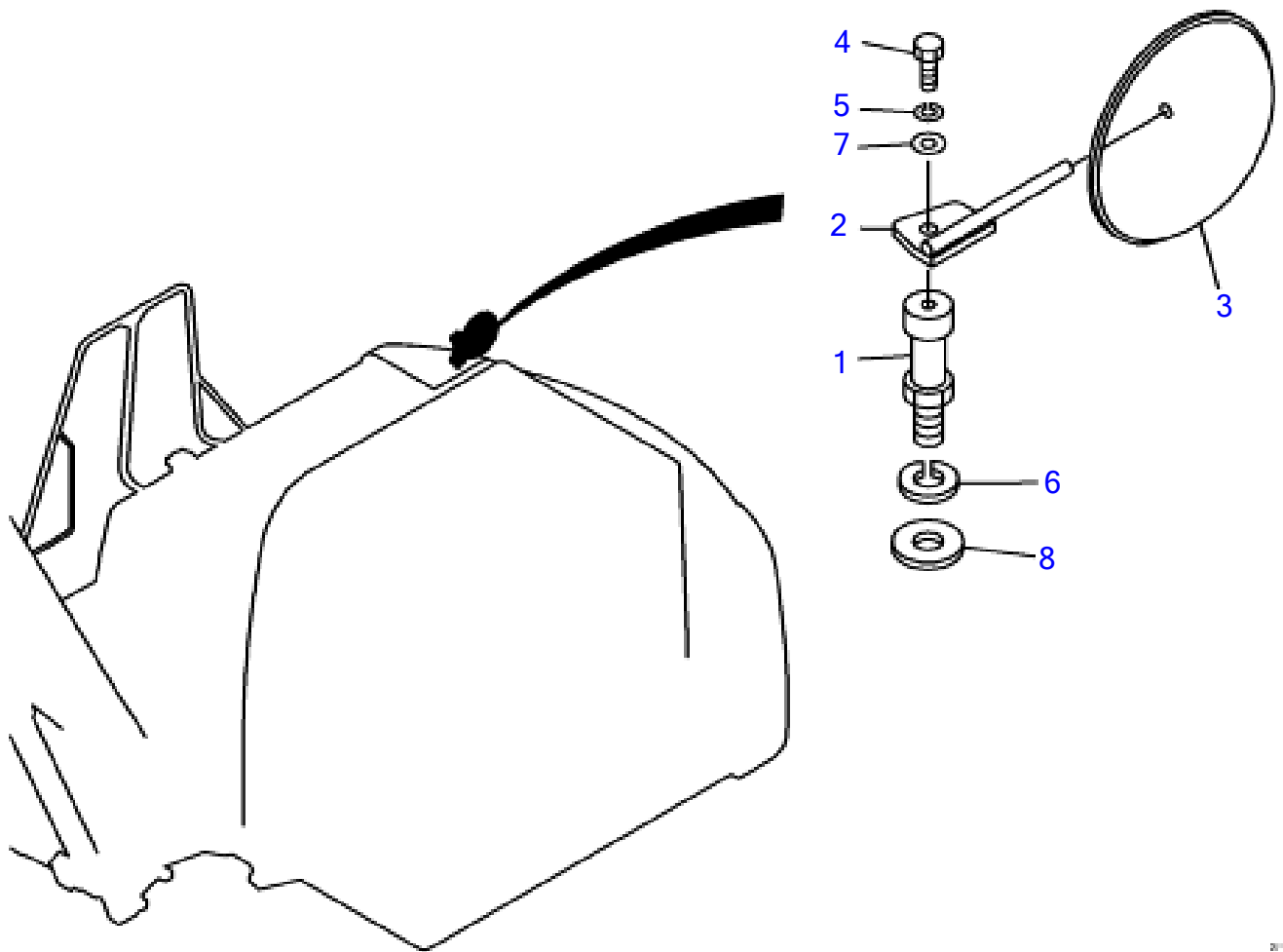


N0E200

S=1/6, 1/20

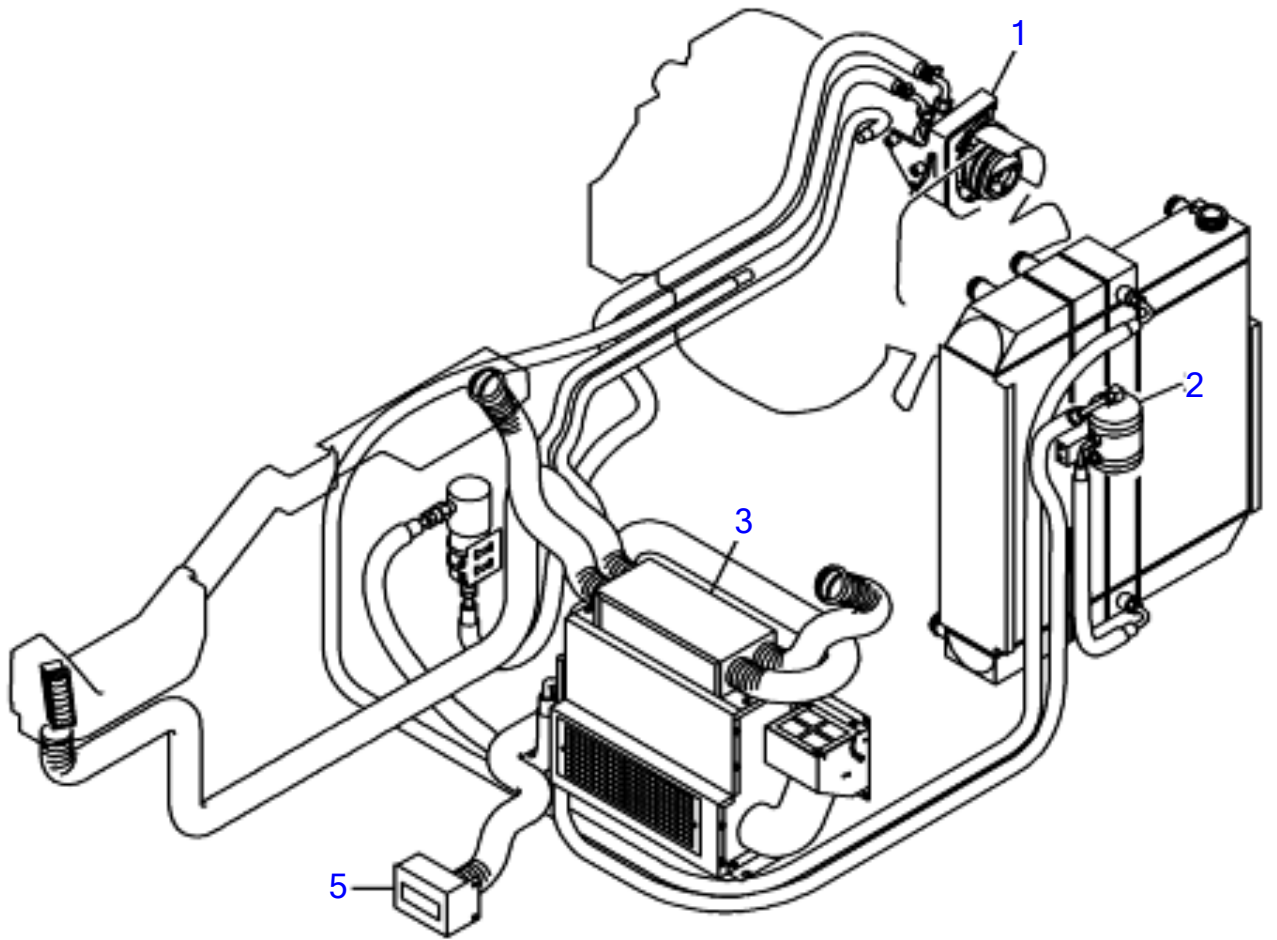
OUT SIDE REARVIEW MIRROR (L.H.)

Item	Part number	Description	Q'ty	Chan.	Serial No.	Serv.	Remarks
		MIRROR ASSY					X05786-00800-1
1	0578600810	HOLDER	1				
2	0578600820	STAY	1				
3	1656500010	MIRROR	1				
4	1100041025	BOLT	2				
5	1140020010	WASHER, spring	2				
6	1141110010	WASHER	2				
7	1130040016	NUT	2				
8	1225110016	WASHER, conical	2				
	N1E350						



REAR MIRROR

Item	Part number	Description	Q'ty	Chan.	Serial No.	Serv.	Remarks
		REAR MIRROR ASSY					
1	0578607010	STAY	1				
2	0578607020	STAY	1				
3	1656500050	MIRROR	1				
4	1101041245	BOLT	1				
5	1140020012	SPRING WASHER	1				
6	1140020024	SPRING WASHER	1				
7	1141110012	WASHER	1				
8	1141110024	WASHER	1				
	N2E140						



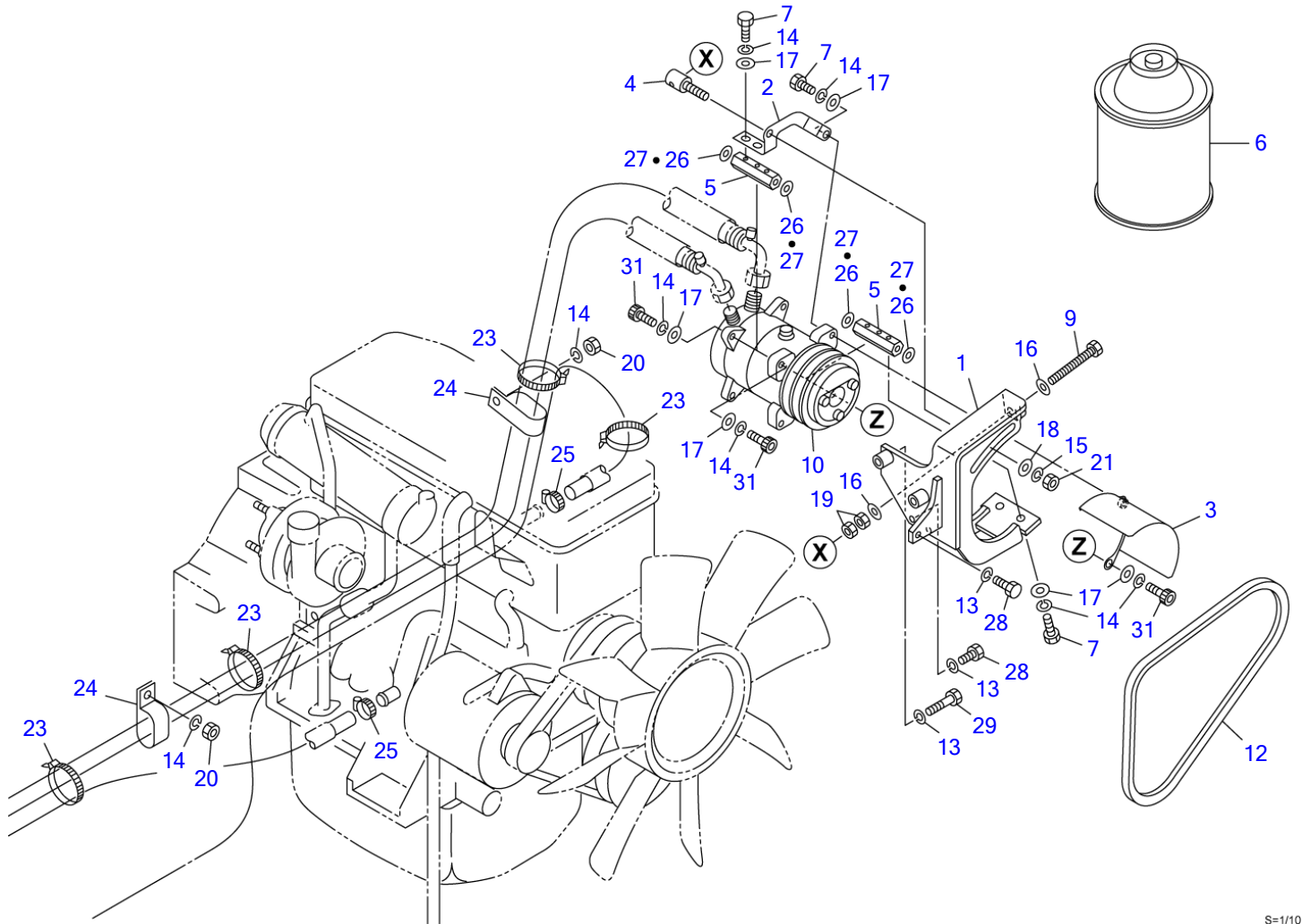
N2E061

2018.08

AIR CONDITIONER (1/6)

Item	Part number	Description	Q'ty	Chan.	Serial No.	Serv.	Remarks
0	0574600700	CONDITIONER ASSY, air	1			M	X05746-00700-1
1	X *****	▪ COMPRESSOR ASSY	1				X05746-00900-0
2	X *****	▪ CONDENSER ASSY	1				X05746-00800-0
3	X *****	▪ UNIT ASSY, air conditioner	1				X05746-01000-1
5	0573400870 N2e061	▪ BRACKET	1			M	

TB1140 Book No. BN2Z001 S/N 51420001-
AIR CONDITIONER (2/6) (compressor)

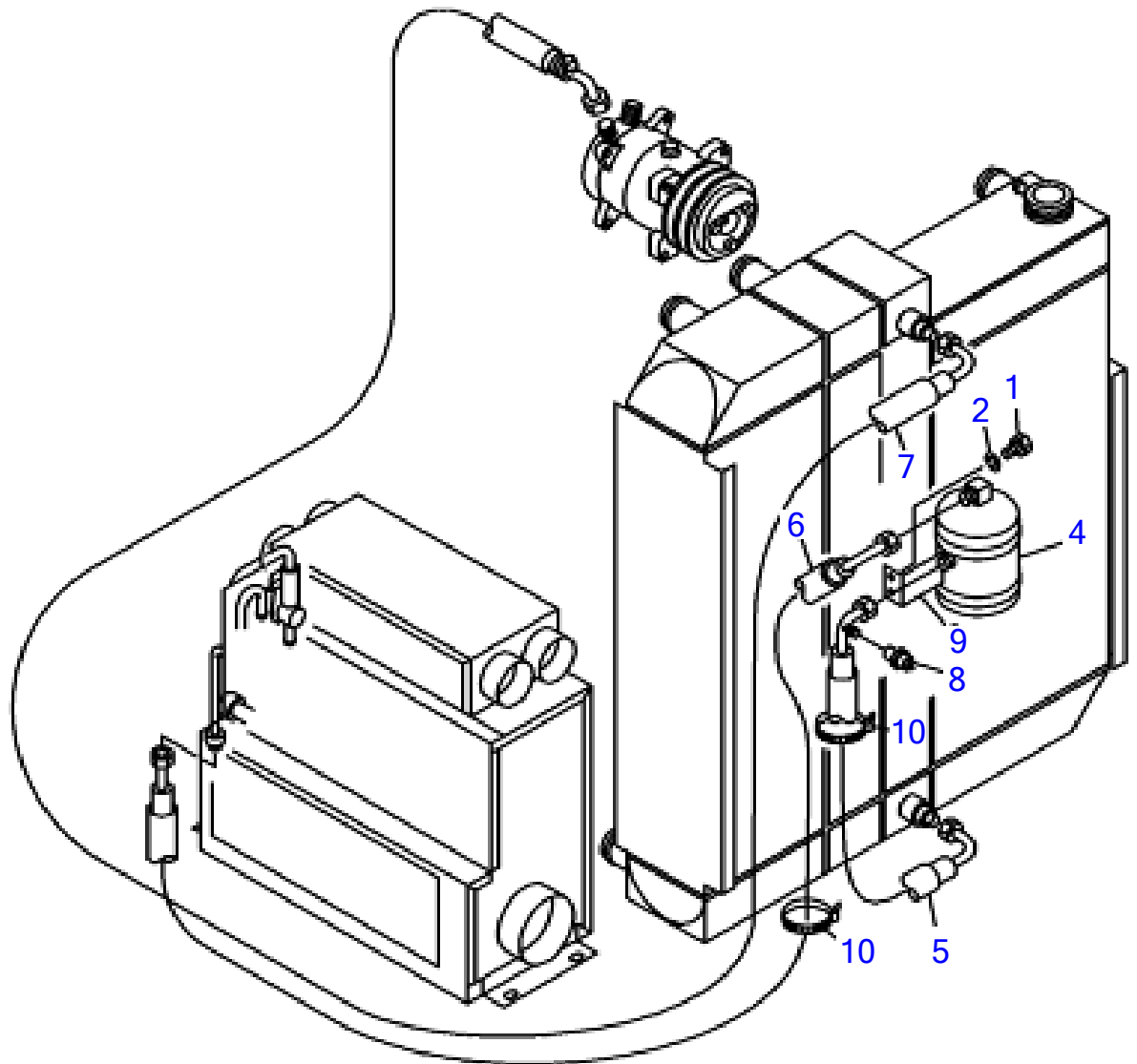


S=1/10

AIR CONDITIONER (2/6) (compressor)

Item	Part number	Description	Q'ty	Chan.	Serial No.	Serv.	Remarks
0-1	0574600900	COMPRESSOR ASSY	1			M	X05746-00900-0
1	0574600570	▪ BRACKET	1			M	
2	0574600580	▪ BRACKET	1			M	
3	0574600590	▪ GUARD	1			M	
4	0564619210	▪ SHAFT	1				
5	0574600530	▪ NUT	2			M	
6	1919055000	▪ GAS	18				
7	1100041035	▪ BOLT	5				
9	0394602010	▪ BOLT	1			M	
10	1911505800	▪ COMPRESSOR	1			M	
12	1621071055	▪ V-BELT	1			M	
13	1140020008	▪ WASHER, spring	5				
14	1140020010	▪ WASHER, spring	10				
15	1140020012	▪ WASHER, spring	1				
16	1141110008	▪ WASHER	2				
17	1141110010	▪ WASHER	9				
18	1141550012	▪ WASHER	1				
19	1130040008	▪ NUT	2				
20	1130040010	▪ NUT	2				
21	1130040012	▪ NUT	1				
23	1652231250	▪ BAND	6				
24	0007300018	▪ CLAMP	2				
25	1911500500	▪ BAND	2				
26	0003600222	▪ SHIM	AR				t=0.2mm
27	0003600223	▪ SHIM	AR				t=0.3mm
28	1110040825	▪ SCREW, cap	3			M	
29	1110040845	▪ BOLT	2				
31	1110041030	▪ SCREW, cap	4				

N2e071

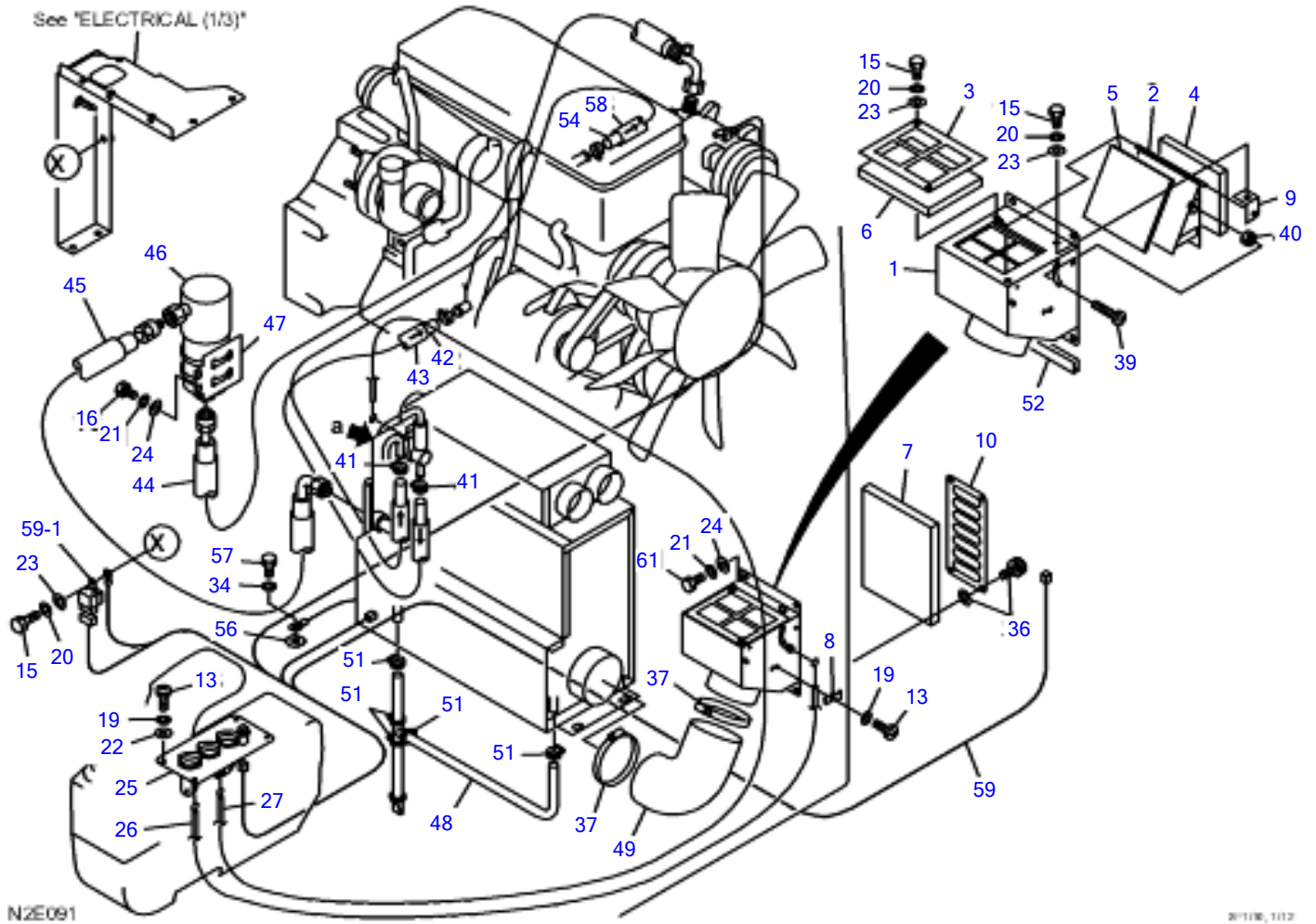


N2E081

AIR CONDITIONER (3/6) (condenser)

Item	Part number	Description	Q'ty	Chan.	Serial No.	Serv.	Remarks
0-2	0574600800	CONDENSER ASSY	1			M	X05746-00800-0
1	1100041020	▪ BOLT	2				
2	1140020010	▪ WASHER, spring	2				
4	1911508311	▪ DRYER	1				
5	1911511420	▪ HOSE ASSY	1			M	
	1911505601	▪ ▪ O-RING	2				RD-5-4017-011
6	1911511440	▪ HOSE ASSY	1				
	1911505601	▪ ▪ O-RING	2				RD-5-4017-013
	1911505602	* * O-RING	1				
7	1911511430	▪ HOSE ASSY	1				
	1911505602	▪ ▪ O-RING	2				RD-5-4017-013
8	1911505514	▪ SWITCH	1				RD-5-8433-0
9	0574600810	* BRACKET	1				
10	1652231140	* BAND	2				
	N2e081						

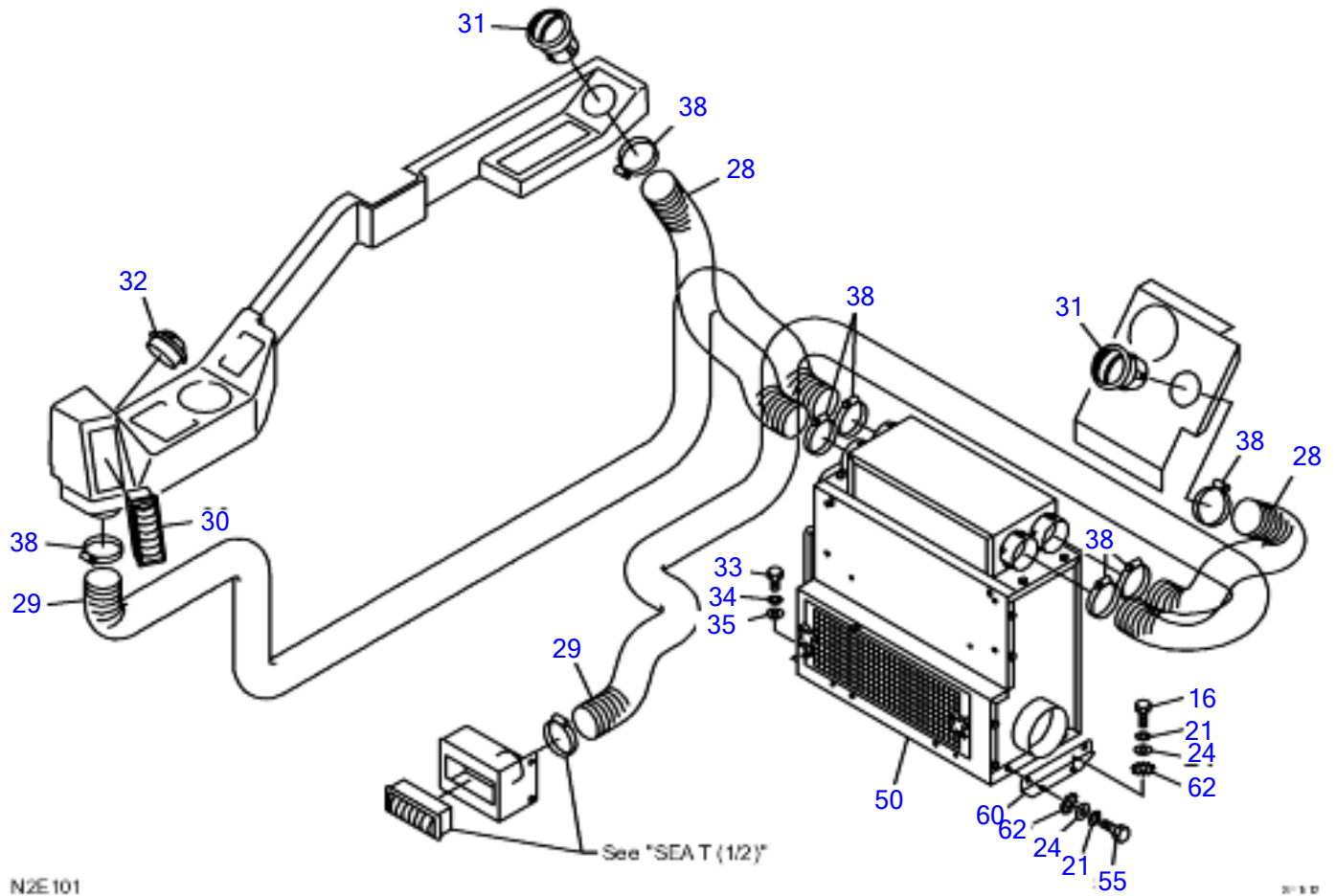
TB1140 Book No. BN2Z001 S/N 51420001-
AIR CONDITIONER (4/6) (air conditioner unit)



AIR CONDITIONER (4/6) (air conditioner unit)

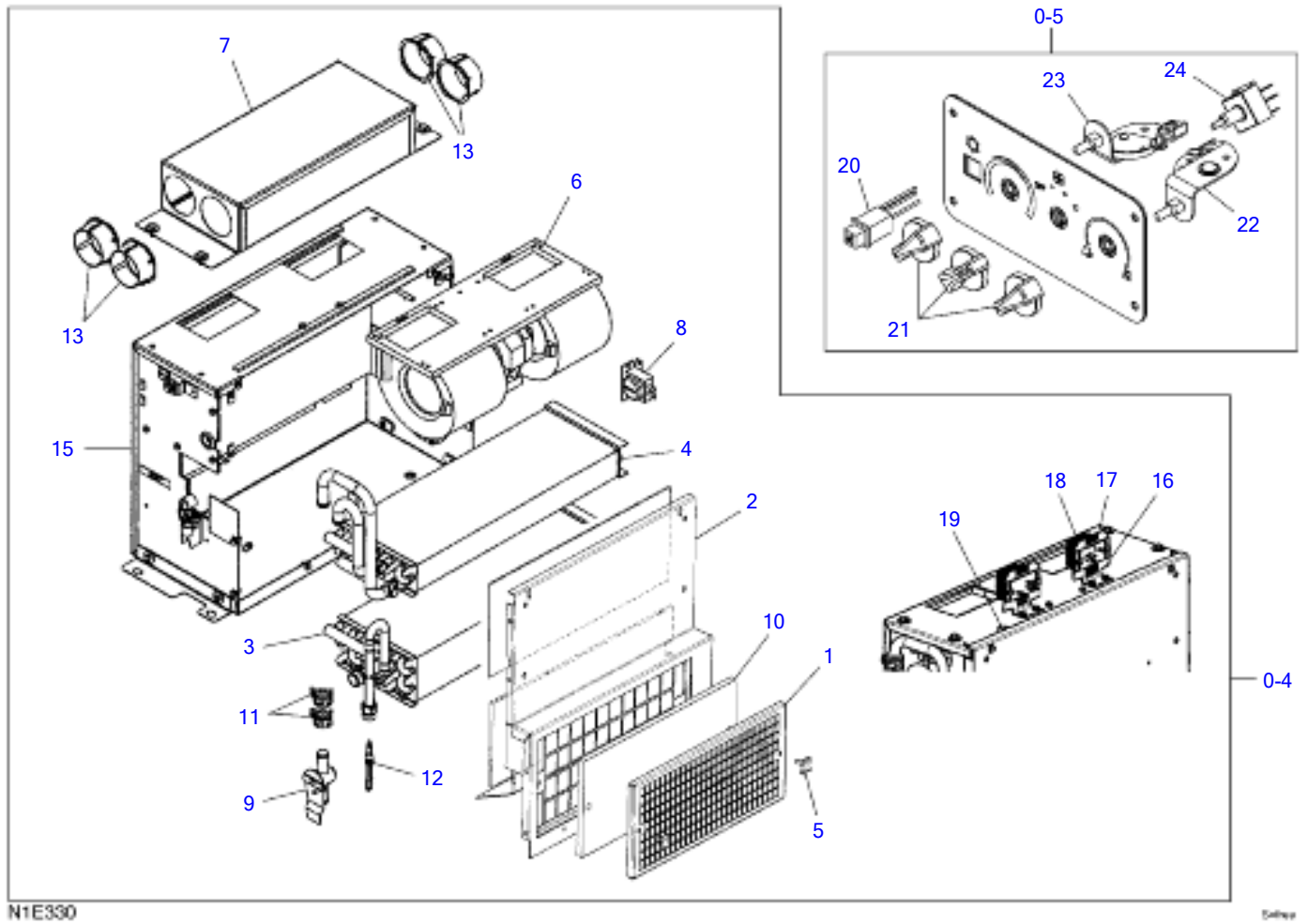
Item	Part number	Description	Q'ty	Chan.	Serial No.	Serv.	Remarks
0-3	0574601000	UNIT ASSY, air conditioner	1			M	X05746-01000-1
1	0574600370	▪ BOX	1				
2	0574600350	▪ DAMPER	1				
3	0574600330	▪ PLATE	1				
4	0574600331	▪ SPONGE	1				
5	0574600332	▪ SPONGE	1				
6	0574600333	▪ FILTER	1				
7	0574600334	▪ FILTER	1				
8	0574612530	▪ CLAMP	1				
9	0564525420	▪ BRACKET	1				
10	0574600360	▪ COVER	1				
13	1120590510	▪ SCREW	5				
15	1100040612	▪ BOLT	4				
16	1100040816	▪ BOLT	6				
19	1140020005	▪ WASHER, spring	5				
20	1140020006	▪ WASHER, spring	6				
21	1140020008	▪ WASHER, spring	6				
22	1141110005	▪ WASHER	4				
23	1141110006	▪ WASHER	4				
24	1141110008	▪ WASHER	6				
25	1911505760	▪ PANEL ASSY	1				see page (7/7)
26	1911506670	▪ WIRE	1				
27	1911506671	▪ WIRE	1				
34	1140020010	▪ WASHER, spring	1				
36	1652711698	▪ SCREW	4				
37	1533700115	▪ CLAMP	2				
39	1120530525	▪ SCREW	1				
40	1130040005	▪ NUT	1				
41	1911500500	▪ BAND	2				
42	1911521610	▪ HOSE	1			M	sold by the meter
43	1531335150	▪ PROTECTOR	1			M	sold by the meter
44	1911511410	▪ HOSE ASSY	1			M	
	1911505603	▪ ▪ O-RING	1				RD-5-4017-015
	1911505604	▪ ▪ O-RING	1				RD-5-4017-017
45	1911511450	▪ HOSE ASSY	1				
	1911505603	▪ ▪ O-RING	1				RD-5-4017-015
	1911505604	▪ ▪ O-RING	1				RD-5-4017-017
46	1911506676	▪ ACCUMULATOR	1				
47	1911506677	▪ BRACKET	1				
48	1911506690	▪ HOSE, drain	1				
49	1911506674	▪ HOSE	1				
51	1533700017	▪ BAND	5				
52	1653917015	▪ TRIM	1				sold by the meter
54	1911531770	▪ HOSE	1			M	sold by the meter
56	1140330010	▪ WASHER	1				
57	1100041020	▪ BOLT	1				
58	1531335290	▪ PROTECTOR	1			M	sold by the meter
59	1911511460	▪ HARNESS ASSY, wire	1			M	
59-1	1911505661	▪ ▪ RELAY	1				
61	1100040820	* BOLT	2				

N2e091



AIR CONDITIONER (5/6) (air conditioner unit)

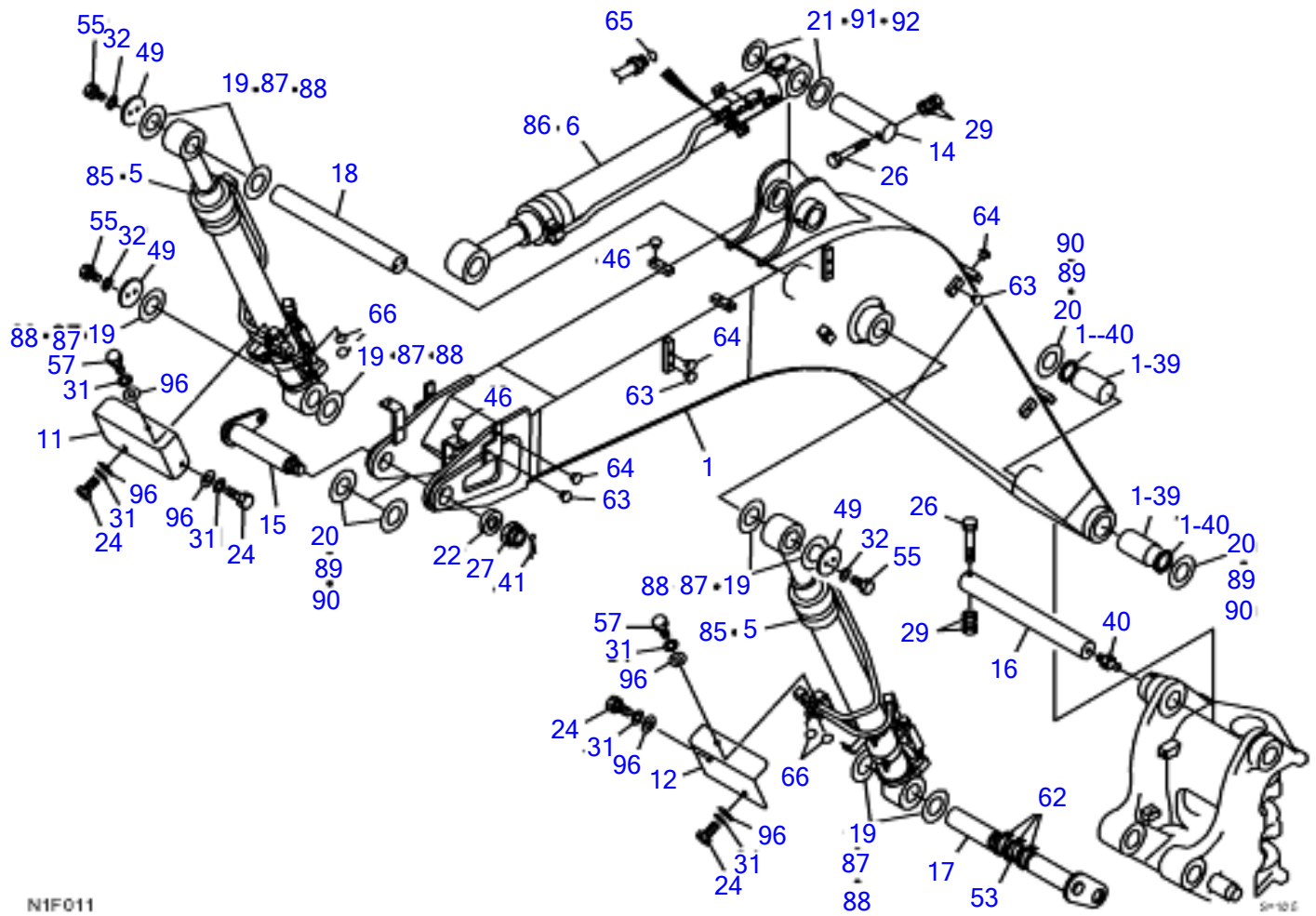
Item	Part number	Description	Q'ty	Chan.	Serial No.	Serv.	Remarks
0-3	0574601000	UNIT ASSY, air conditioner	1			M	X05746-01000-1
16	1100040816	* BOLT	2				
21	1140020008	▪ WASHER, spring	4				
24	1141110008	▪ WASHER	4				
28	1911508528	▪ HOSE	2				
29	1911508591	▪ HOSE	2				
30	1911505723	▪ LOUVER	2				
31	1911506060	▪ LOUVER	2				
32	1911506675	▪ LOUVER	1				
33	1100041025	▪ BOLT	2				
34	1140020010	▪ WASHER, spring	2				
35	1141110010	▪ WASHER	2				
38	1533700070	▪ CLIP	8				
50	1911506700	▪ UNIT, air conditioner	1				see page (7/7)
55	1102440519	▪ SCREW	2				
60	0573500350	* PLATE	1				
62	1140330008	* WASHER	4				
	N2e101						



AIR CONDITIONER (6/6)

Item	Part number	Description	Q'ty	Chan.	Serial No.	Serv.	Remarks
0-4	1911506700	UNIT, air conditioner	1				
1	1911506705	▪ COVER	1				
2	1911506706	▪ COVER	1				
3	1911506708	▪ EVAPORATOR	1				
4	1911506710	▪ HEATER	1				
5	1911506713	▪ KNOB	2				
6	1911506716	▪ MOTOR	1				
7	1911506733	▪ BOX	1				
8	1911506727	▪ THERMOSTAT	1				
9	1911505690	▪ VALVE	1				
10	1911506736	▪ FILTER	1				
11	1911506707	▪ BAND	2				
12	1911506709	▪ ORIFICE	1				
13	1911506711	▪ ADAPTOR	4				
14	1911506702	▪ HARNESS ASSY, wire	1				not shown
15	1911506732	* HOUSING ASSY	1				
16	1911506734	* BRACKET ASSY	2				
17	1911506735	* RESISTOR	2				
18	1911506736	* GUARD	2				
19	1911506737	* GROMMET	1				
0-5	1911505760	PANEL ASSY	1				
20	1911505767	▪ SWTCH, air con.	1				
21	1911505763	▪ KNOB	3				
22	1911505761	▪ CONVERTER, cable control	1				
23	1911505762	▪ CONVERTER, cable control	1				
24	1911505768	▪ ROTARY SWITCH, 3-speed	1				

N1E330

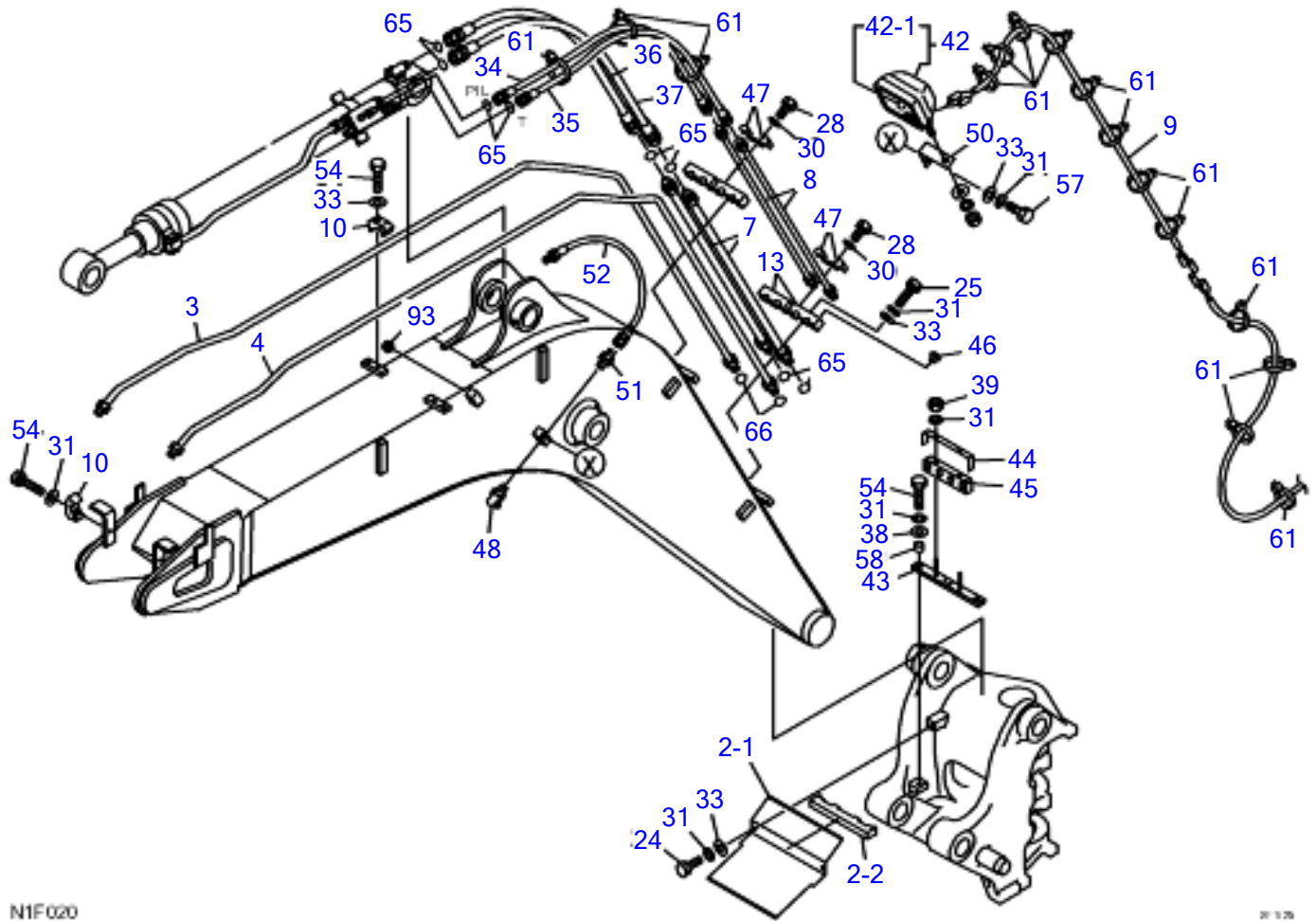


N1F011

5/10/02

BOOM (1/5)							
Item	Part number	Description	Q'ty	Chan.	Serial No.	Serv.	Remarks
		BOOM ASSY					X05760-01700-3
		BOOM ASSY (with boom shut-off valve)					X05760-01800-3
		BOOM ASSY (with boom, arm shut-off valve)					X05760-01900-3
1	0576002200	BOOM	1				
1-39	0002400073	• BUSHING	2				
1-40	1432200075	• SEAL, dust	2				
5	X *****	CYLINDER ASSY, boom (with shut-off valve)	1				see page (3/5)
6	X *****	CYLINDER ASSY, arm (with shut-off valve)	1				see page (4/5)
11	0576001200	PROTECTOR (R.H.)	1				
12	0576001210	PROTECTOR (L.H.)	1				
14	0576000014	PIN	1				
15	0576001520	PIN	1				
16	0576000017	PIN	1				
17	0576000091	PIN	1				
18	0576000018	PIN	1				
19	0003600200	SHIM	AR				t=0.2mm
20	0003600203	SHIM	AR				t=0.2mm
21	0003600206	SHIM	AR				t=0.2mm
22	0576000467	WASHER	1				
24	1100041020	BOLT	4				
26	1100141640	BOLT	2				
27	1132130052	NUT	1				
29	1130040016	NUT	4				
31	1140020010	WASHER, spring	6				
32	1140020012	WASHER, spring	6				
40	1560001000	FITTING, grease	1				
41	1210010890	PIN, split	1				
46	1652533016	CAP	4				
49	0576000049	PLATE	3				
53	0576014053	TUBE	1				
55	1100041225	BOLT	6				
57	1100041025	BOLT	2				
62	1652201007	BAND	3				t=0.5mm
63	1652533017	CAP	10				
64	1652533018	CAP	8				
65	1420310018	O-RING	1				
66	1420310016	O-RING	4				
85	X *****	CYLINDER ASSY, boom	1				see page (3/5)
86	X *****	CYLINDER ASSY, arm	1				see page (4/5)
87	0003600201	SHIM	AR				t=0.5mm
88	0003600202	SHIM	AR				t=1.0mm
89	0003600204	SHIM	AR				t=0.5mm
90	0003600205	SHIM	AR				t=1.0mm
91	0003600207	SHIM	AR				t=0.5mm
92	0003600208	SHIM	AR				t=1.0mm
96	0003600020	WASHER	4				

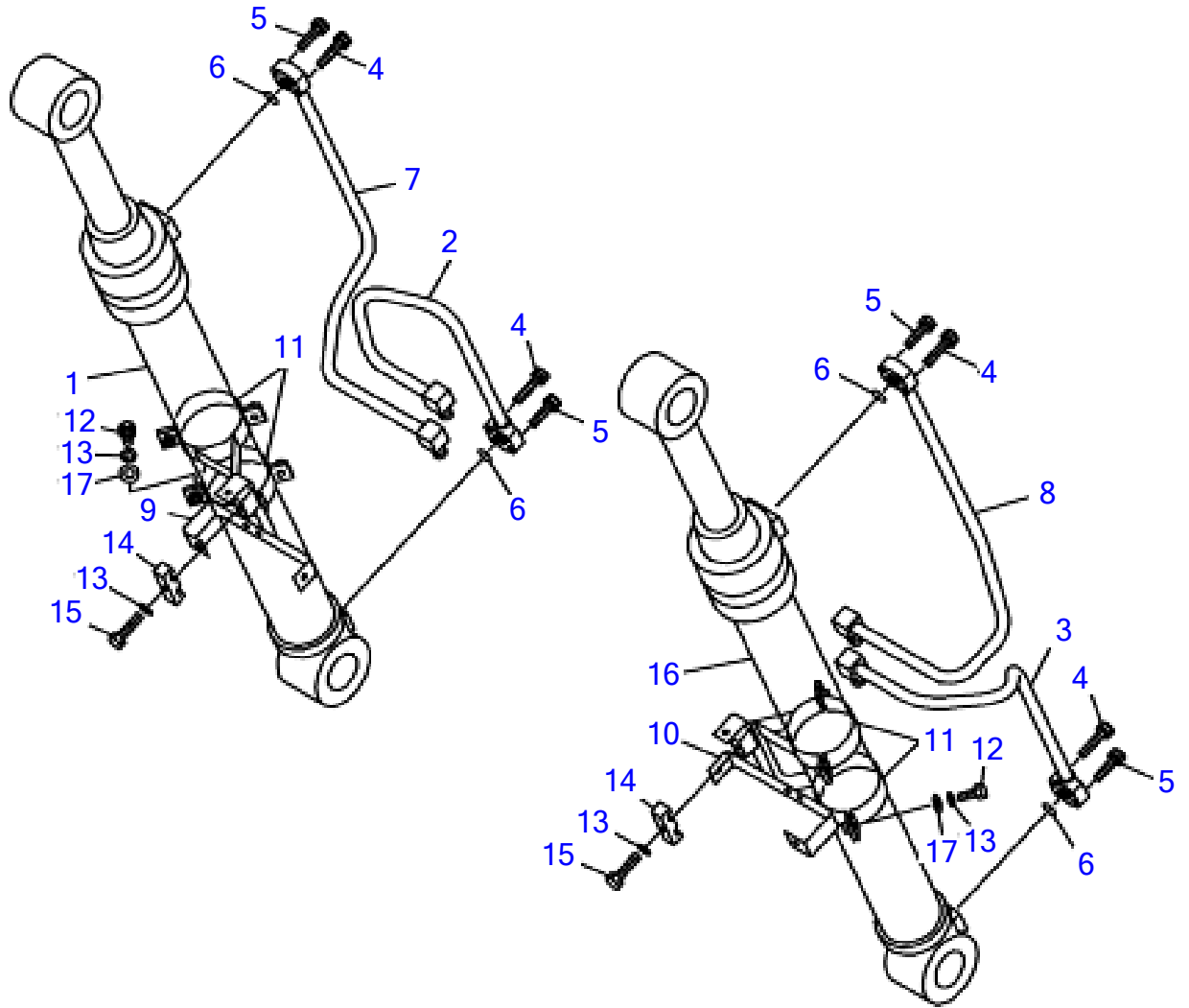
N1f013



N1F020

30 1/25

BOOM (2/5)							
Item	Part number	Description	Q'ty	Chan.	Serial No.	Serv.	Remarks
		BOOM ASSY					X05760-01700-3
		BOOM ASSY (with boom shut-off valve)					X05760-01800-3
		BOOM ASSY (with boom, arm shut-off valve)					X05760-01900-3
2	0576000250	COVER	1				
2-1	0576000225	• PLATE	1				
2-2	0576000252	• RUBBER	1				
3	0576014010	PIPE (R.H.)	1				
4	0576014020	PIPE (L.H.)	1				
7	0576000070	PIPE	2				
8	0576000080	PIPE	2				with boom, arm shut-off valve
9	0576000290	HARNES, wiring	1				
10	1534100218	CLAMP	4				
13	0576014013	CLAMP	4				
24	1100041020	BOLT	2				
25	1100041060	BOLT	4				
28	1100040816	BOLT	4				with boom, arm shut-off valve
30	1140020008	WASHER, spring	4				with boom, arm shut-off valve
31	1140020010	WASHER, spring	15				
33	1141110010	WASHER	7				
34	0576000270	HOSE ASSY	1				18010-23149
35	0576000280	HOSE ASSY	1				18010-23137
36	1803706102	HOSE ASSY	1				
37	1803706137	HOSE ASSY	1				
38	0003600025	WASHER	2				
39	1130040010	NUT	2				
42	1703003900	LAMP ASSY	1				
42-1	1703003901	• BULB	1				
43	0576001320	PLATE	1				
44	0576001330	CLAMP	1				
45	0576001310	PROTECTOR	1				
46	1652533016	CAP	4				
47	0567336070	CLAMP	4				with boom, arm shut-off valve
48	1560001675	FITTING, grease	1				
50	0566013100	BRACKET	1				
51	1511050002	ADAPTOR	1				
	1420010240	* O-RING	1				
52	1934802090	HOSE ASSY	1				
54	1100041045	BOLT	6				
57	1100041025	BOLT	1				
58	0003000080	PIPE	2				
61	1652201005	BAND	23				
65	1420310018	O-RING	6				
66	1420310016	O-RING	2				
93	1652533017	CAP	1				
	N1f023						

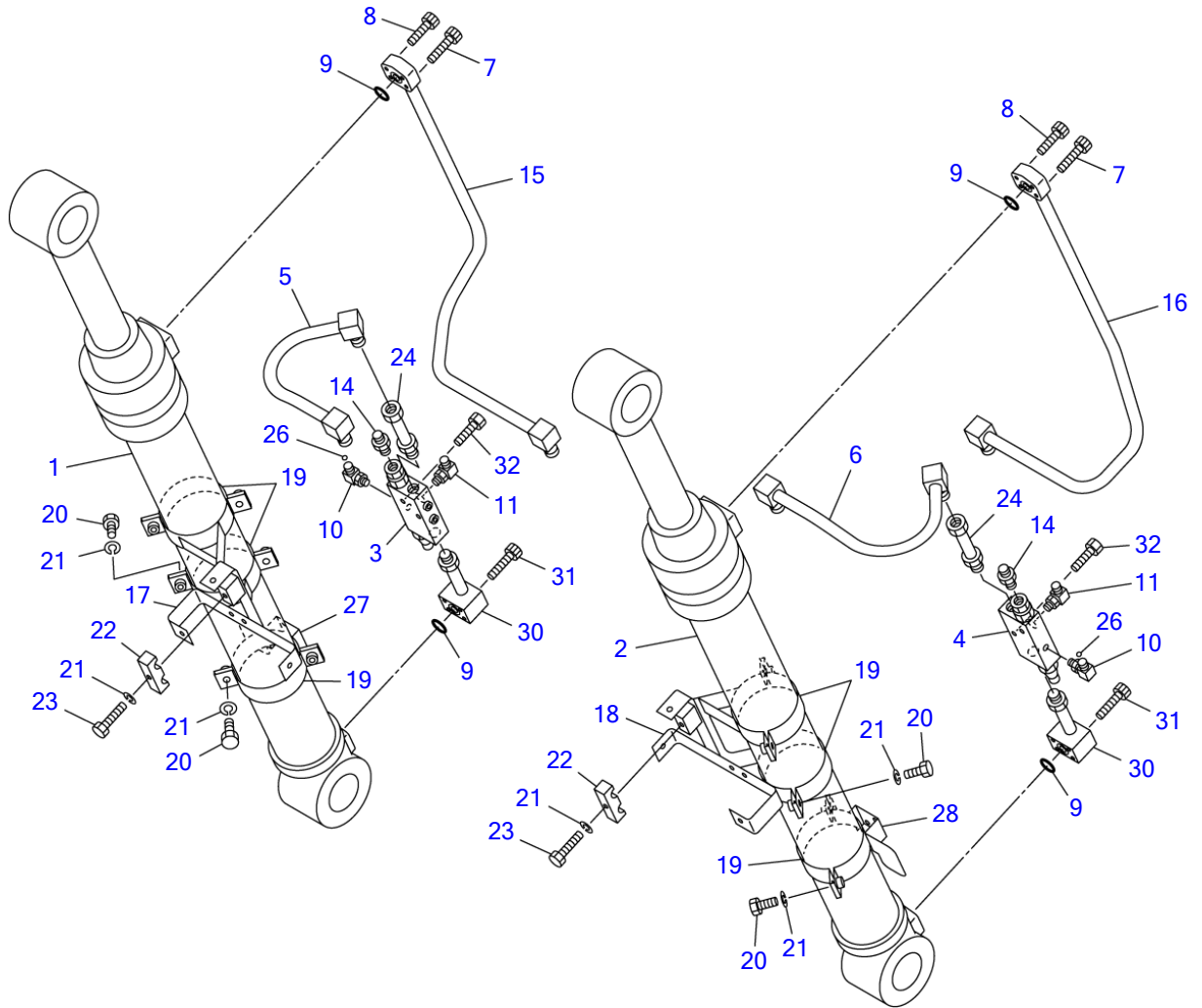


N6F030

BOOM (3/5) (boom cylinder)

Item	Part number	Description	Q'ty	Chan.	Serial No.	Serv.	Remarks
0	X *****	CYLINDER ASSY, boom	1				X05760-03600-1
1	1900098100	▪ CYLINDER, boom (R.H.)	1				
2	0576001820	▪ PIPE (R.H.)	1				
3	0576001830	▪ PIPE (L.H.)	1				
4	1110040845	▪ SCREW, cap	8				
5	1110040835	▪ SCREW, cap	8				
6	1420010240	▪ O-RING	4				
7	0576002550	▪ PIPE	1				
8	0576002560	▪ PIPE	1				
9	0576002510	▪ BAND (R.H.)	1				
10	0576002520	▪ BAND (L.H.)	1				
11	0576002590	▪ BAND	4				
12	1100041035	▪ BOLT	8				
13	1140020010	▪ WASHER, spring	10				
14	1534000022	▪ CLAMP	2				
15	1100041050	▪ BOLT	2				
16	1900098200	▪ CYLINDER, boom (L.H.)	1				
17	1141110010	* WASHER	8				
	N6F030						

TB1140 Book No. BN2Z001 S/N 51420001-
BOOM (3/5) (boom cylinder, with emergency shut-off valve)

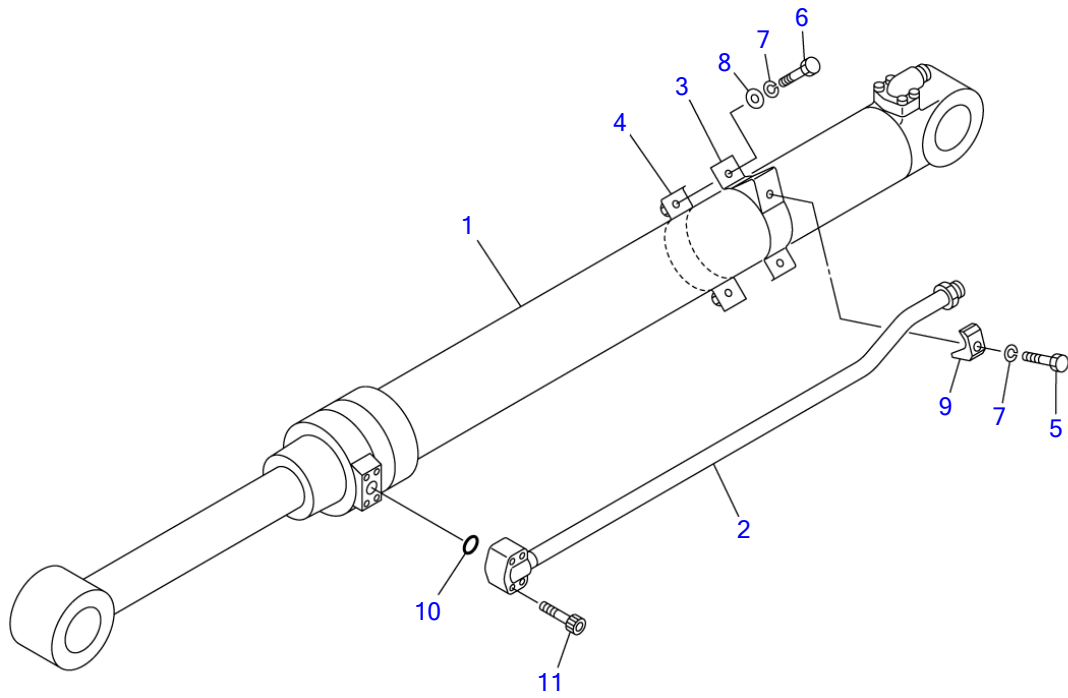


N0F191

S=1/13

BOOM (3/5) (boom cylinder, with emergency shut-off valve)

Item	Part number	Description	Q'ty	Chan.	Serial No.	Serv.	Remarks
0	X *****	CYLINDER ASSY, boom	1				X05760-02500-2
1	1900098100	• CYLINDER, boom (R.H.)	1				
2	1900098200	• CYLINDER, boom (L.H.)	1				
3	1901747600	• VALVE, shut-off (R.H.)	1				
4	1901747700	• VALVE, shut-off (L.H.)	1				
5	0576001030	• PIPE	1				
6	0576001040	• PIPE	1				
7	1110040845	• BOLT	4				
8	1110040835	• SCREW, cap	4				
9	1420010240	• O-RING	4				
10	0576001340	• ELBOW (with orifice)	2				
	1420010110	• • O-RING	1				
11	1515010130	• ELBOW	2				
	1420010110	• • O-RING	1				
14	1515600571	• ADAPTOR	2				
	1420010110	• • O-RING	1				
15	0576002550	• PIPE	1				
16	0576002560	• PIPE	1				
17	0576002510	• BAND	1				
18	0576002520	• BAND	1				
19	0576002590	• BAND	6				
20	1100041035	• BOLT	12				
21	1140020010	• WASHER, spring	14				
22	1534000022	• CLAMP	2				
23	1100041050	• BOLT	2				
24	0576001014	• ADAPTOR	2				
	1420010240	• • O-RING	1				
26	1420310011	• O-RING	1				
27	0576002570	• BAND	1				
28	0576002580	• BAND	1				
30	0576001230	• PIPE	2				
	1420010240	• • O-RING	1				
31	1110040860	• SCREW, cap	8				
32	1100040855	• BOLT	4				
	N1f041						



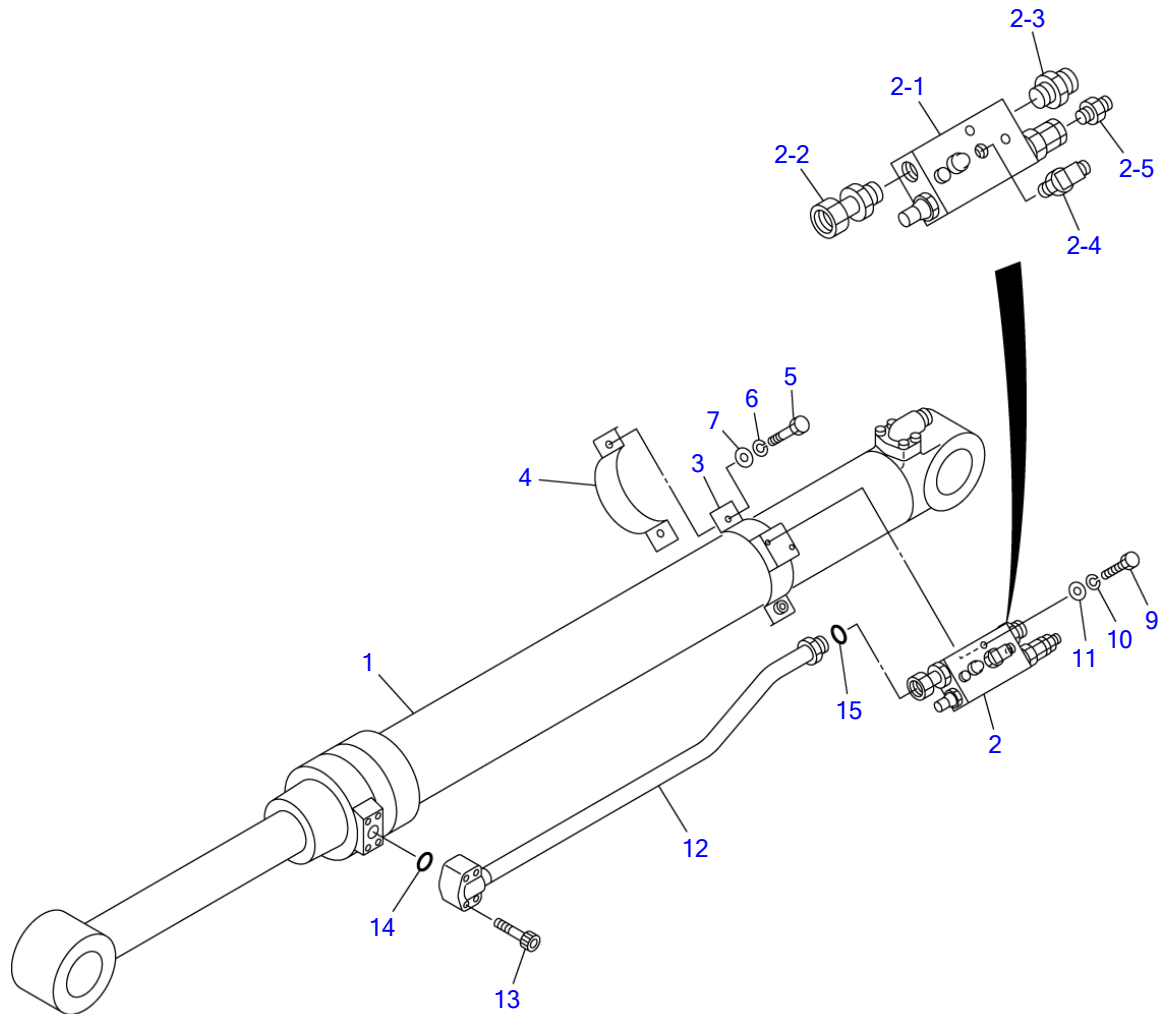
N0F200

S=1/12

BOOM (4/5) (arm cylinder)

Item	Part number	Description	Q'ty	Chan.	Serial No.	Serv.	Remarks
0	X *****	CYLINDER ASSY, arm	1				X05760-03700-1
1	1900098300	· CYLINDER, arm	1				
2	0576003720	· PIPE	1				
3	0576003730	· BAND	1				
4	0576003740	· BAND	1				
5	1100041055	· BOLT	1				
6	1100041035	· BOLT	2				
7	1140020010	· WASHER, spring	3				
8	1141110010	· WASHER	2				
9	1534100273	· CLAMP	1				
10	1420010300	· O-RING	1				
11	1110041055	· SCREW, cap	4				
	N6F040						

TB1140 Book No. BN2Z001 S/N 51420001-
BOOM (4/5) (arm cylinder, with emergency shut-off valve)



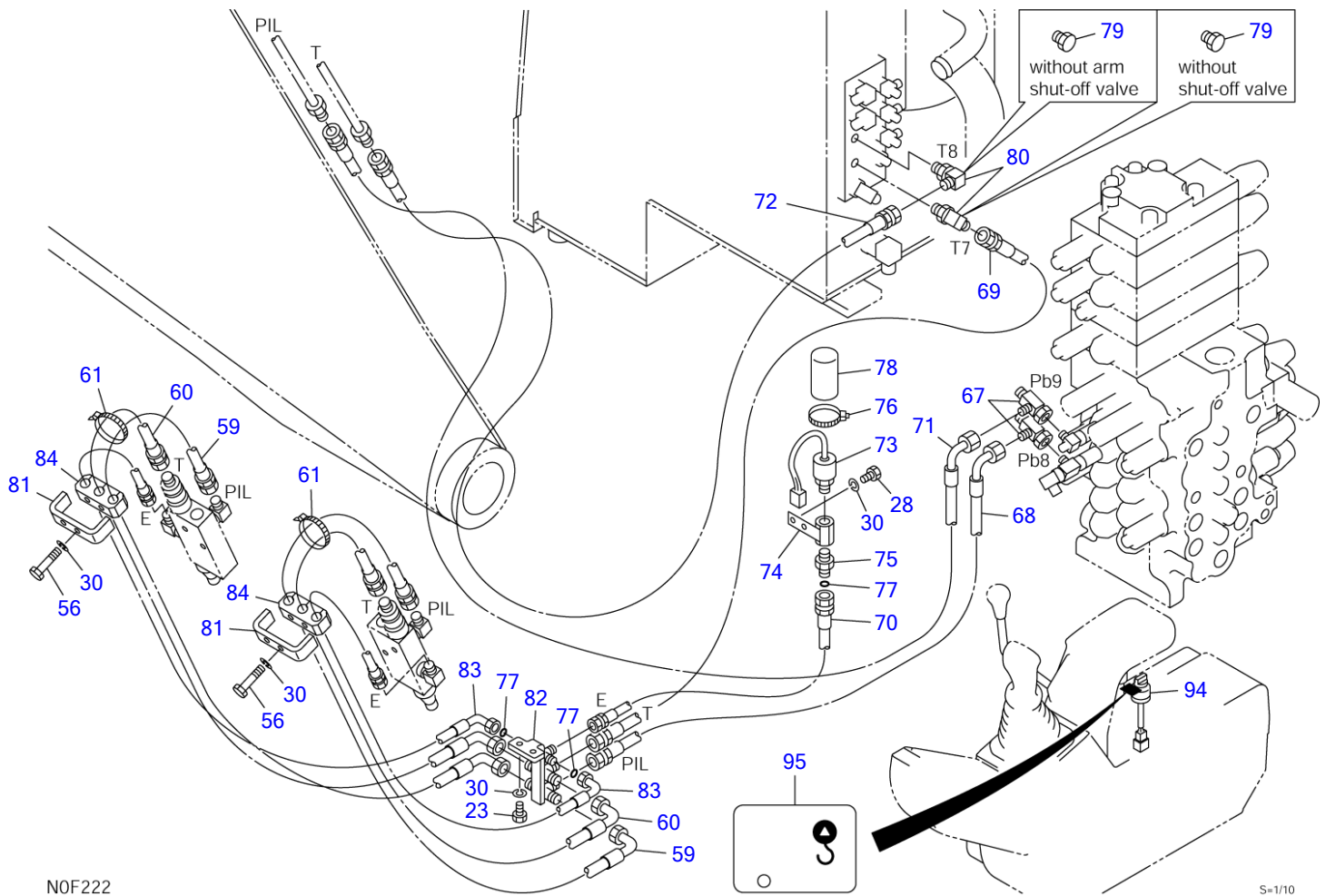
NOF210

S=1/8, 1/12

BOOM (4/5) (arm cylinder, with emergency shut-off valve)

Item	Part number	Description	Q'ty	Chan.	Serial No.	Serv.	Remarks
0	X *****	CYLINDER ASSY, arm	1				X05760-02700-2
1	1900098300	· CYLINDER, arm	1				
2	X *****	· VALVE ASSY, shut-off	1				X05760-00063-0
2-1	1901744400	· · VALVE, shut-off	1				
2-2	0576000062	· · ADAPTOR	1				
	1420010240	· · · O-RING	1				
2-3	1511061906	· · ADAPTOR	1				
	1420010240	· · · O-RING	1				
2-4	1515012130	· · ELBOW	1				
	1420010110	· · · O-RING	1				
2-5	1515600571	· · ADAPTOR	1				
	1420010110	· · · O-RING	1				
3	0576002770	· BAND	1				
4	0576002740	· BAND	1				
5	1100041035	· BOLT	2				
6	1140020010	· WASHER, spring	2				
7	1141110010	· WASHER	2				
9	1100040855	· BOLT	2				
10	1140020008	· WASHER, spring	2				
11	0003608252	· WASHER	2				
12	0576002750	· PIPE	1				
13	1110041055	· SCREW, cap	4				
14	1420010300	· O-RING	1				
15	1420310018	· O-RING	1				
	N1f061						

TB1140 Book No. BN2Z001 S/N 51420001-
BOOM (5/5) (with emergency shut-off valve)



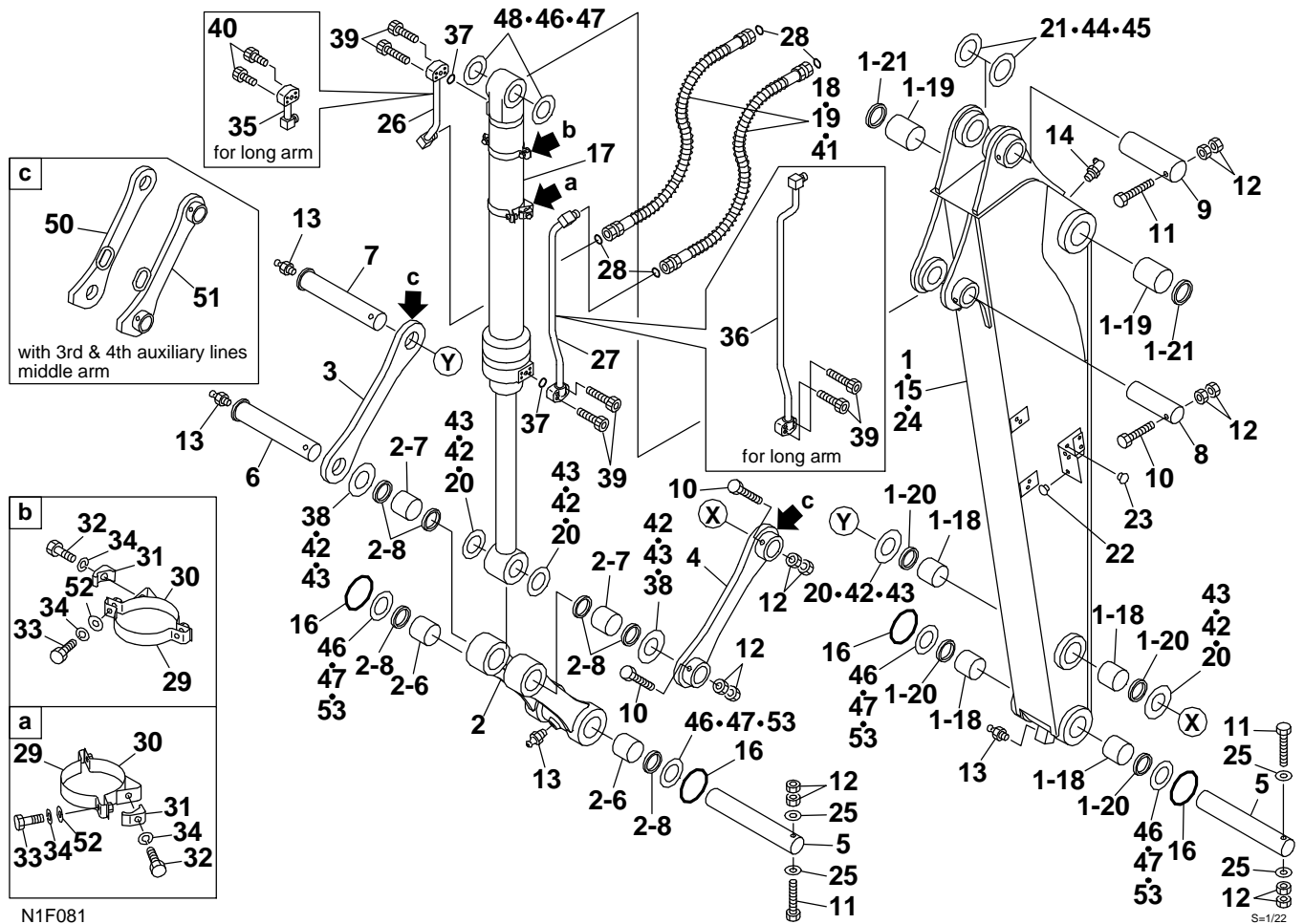
N0F222

S=1/10

BOOM (5/5) (with emergency shut-off valve)

Item	Part number	Description	Q'ty	Chan.	Serial No.	Serv.	Remarks
		BOOM ASSY (with boom shut-off valve)					X05760-01800-3
		BOOM ASSY (with boom, arm shut-off valve)					X05760-01900-3
23	1100040825	BOLT	2				
28	1100040816	BOLT	2				
30	1140020008	WASHER, spring	6				
56	1100040855	BOLT	2				
59	0576001350	HOSE ASSY	2				18010-53128
60	0576001360	HOSE ASSY	2				18010-53120
61	1652201007	BAND	2				
67	1513390018	TEE	1				
	1513390018	TEE	2				with arm shut-off valve
68	0576014030	HOSE ASSY	1				18010-53220
69	0576014040	HOSE ASSY	1				18010-23225
70	0576018050	HOSE ASSY	1				18035-02160
71	0577000580	HOSE ASSY (18010-53330)	1				with arm shut-off valve
72	0577000590	HOSE ASSY (18010-23355)	1				with arm shut-off valve
73	1700100083	SWITCH, pressure	1				
	1420010110	· O-RING	1				
74	0565032710	BUSHING	1				
75	1511061102	ADAPTOR	1				
	1420010110	· O-RING	1				
76	1652231250	BAND	1				
77	1420310011	O-RING	3				
78	1700100061	COVER	1				
79	1501750003	PLUG	1				with shut-off valve
	1501750003	PLUG	2				without shut-off valve
	1420010140	· O-RING	1				
80	1515012041	ELBOW	1				with shut-off valve
	1515012041	ELBOW	2				with arm shut-off valve
	1420010140	· O-RING	1				
81	0576001081	PLATE	2				
82	0576001570	TEE	1				
83	0576001290	HOSE ASSY	2				18035-12133
84	0576001123	CLAMP	2				
94	1700000019	SWITCH, rotary	1				
95	0565017400	DECAL	1				
	N1f073						

TB1140 (P-T1140BCD) BN2Z002-1 S/N 51420001-
ARM

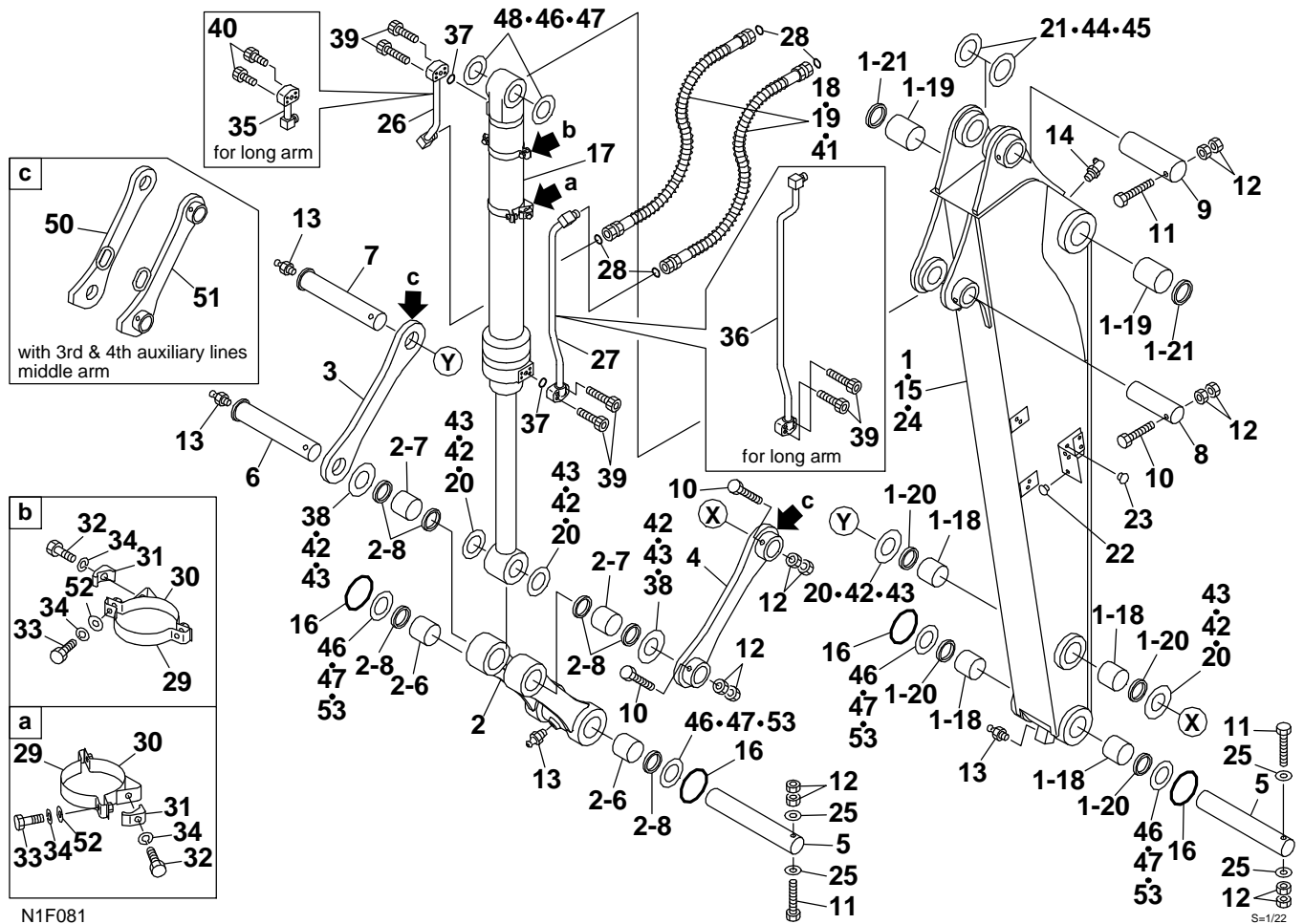


N1F081

S=17/22

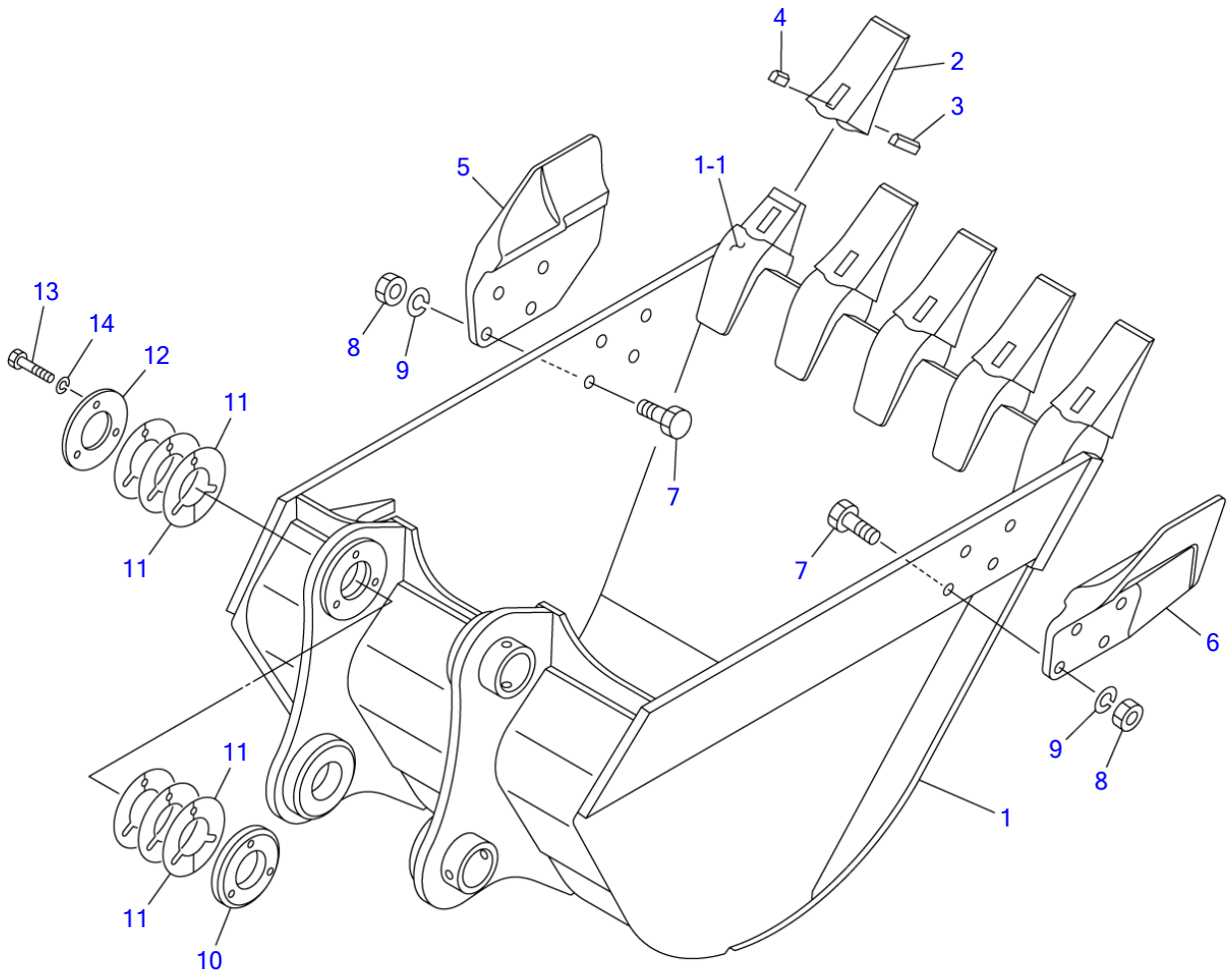
ARM								
Item	Part number	Description	Q'ty	Chan.	Serial No.	Serv.	Remarks	
		ARM ASSY					X05761-05500-2	
		ARM ASSY (for U.S.)					X05761-07000-2	
		ARM ASSY, middle					X05761-06000-2	
		ARM ASSY, middle (with 3rd & 4th aux. line)					X05761-06500-2	
		ARM ASSY, long					X05761-04300-2	
		ARM ASSY, long (for U.S.)					X05761-07500-2	
1	0576103000	ARM	1					
1-18	0576100118	• BUSHING	4					
1-19	0576100119	• BUSHING	2					
1-20	1432200065	• SEAL, dust	4					
1-21	1432200075	• SEAL, dust	2					
2	0576100700	ARM, link	1					
2-6	0576100118	• BUSHING	2					
2-7	0576100207	• BUSHING	2					
2-8	1432200065	• SEAL, dust	6					
3	0576100050	LINK, guide (R.H.)	1					
4	0576100060	LINK, guide (L.H.)	1					
5	0576100080	PIN	2					
6	0576100070	PIN	1					
7	0576100090	PIN	1					
8	0576100008	PIN	1					
9	0576100009	PIN	1					
10	1100141630	BOLT	3					
11	1100141640	BOLT	3					
12	1130040016	NUT	12					
13	1560001000	FITTING, grease	4					
14	1560001675	FITTING, grease	1					
15	0576103400	ARM	1				for long arm	
16	1432900049	O-RING	4				except for U.S.	
17	1900098400	CYLINDER, bucket	1					
18	1803605092	HOSE ASSY	2					
19	1803605116	HOSE ASSY	2				for long arm	
20	0003600211	SHIM	AR				t=1.0mm	
21	0003600208	SHIM	AR				t=1.0mm	
22	1652533017	CAP	10					
23	1652533016	CAP	2					
24	0576103200	ARM	1				for middle arm	
25	1141110016	WASHER	4					
26	0576100310	PIPE	1				except for long arm	
27	0576104540	PIPE	1				except for long arm	
28	1420310016	O-RING	4					
29	0576104529	BAND	2					
	0576104529	BAND	1				for long arm	
30	0576104530	BAND	2					
	0576104530	BAND	1				for long arm	
31	1534100218	CLAMP	2					
	1534100218	CLAMP	1				for long arm	
32	1100041045	BOLT	2					
	1100041045	BOLT	1				for long arm	
33	1100041035	BOLT	4					
	1100041035	BOLT	2				for long arm	
34	1140020010	WASHER, spring	5					
	1140020010	WASHER, spring	3				for long arm	
35	0576100530	PIPE	1				for long arm	
36	0576104960	PIPE	1				for long arm	
37	1420010240	O-RING	2					
38	0003600211	SHIM	AR				t=1.0mm	
39	1110040845	SCREW, cap	6					
	1110040845	SCREW, cap	2				for long arm	
40	1110040835	SCREW, cap	4				for long arm	
41	1803605114	HOSE ASSY	2				for middle arm	
42	0003600209	SHIM	AR				t=0.2mm	
43	0003600210	SHIM	AR				t=0.5mm	
44	0003600206	SHIM	AR				t=0.2mm	
45	0003600207	SHIM	AR				t=0.5mm	
46	0003600214	SHIM	AR				t=0.2mm	
47	0003600215	SHIM	AR				t=0.5mm	

TB1140 (P-T1140BCD) BN2Z002-1 S/N 51420001-
ARM



Item	Part number	Description	Q'ty	Chan.	Serial No.	Serv.	Remarks
		ARM					
48	0003600216	SHIM					
50	0576104970	LINK, guide (R.H.) (middle arm)	1				with 3rd, 4th aux. line
51	0576104980	LINK, guide (L.H.) (middle arm)	1				with 3rd, 4th aux. line
52	1141110010	WASHER	4				
	1141110010	WASHER	2				
53	0003600251	SHIM					
	N1f082						

TB1140 Book No. BN2Z001 S/N 51420001-
BUCKET

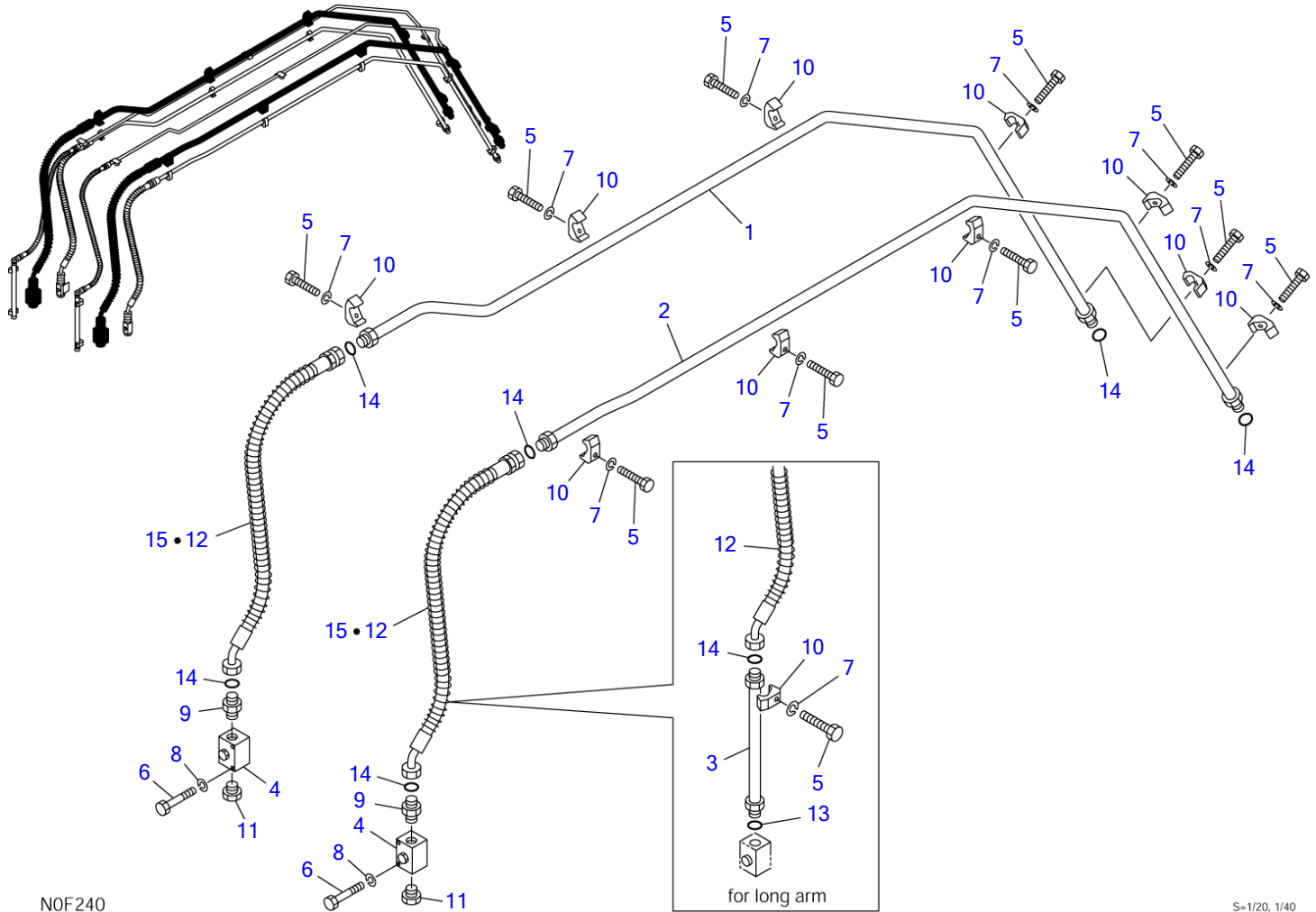


N0F060

S=1/12

BUCKET						
Item	Part number	Description	Q'ty	Chan.	Serial No.	Serv. Remarks
0	HIT9202104	BUCKET ASSY	1			
1	X *****	▪ BUCKET	1			
1-1	HIT4425500	▪ ▪ ADAPTOR, tooth	5			WK
2	HIT963228	▪ POINT, tooth	5			K
3	HIT963229	▪ PIN, lock	5			K
4	HIT963227	▪ RUBBER, lock	5			K
5	HIT2015428	▪ CUTTER, side	1			
6	HIT2015429	▪ CUTTER, side	1			
7	HITJ932060	▪ BOLT	8			
8	HITJ951020	▪ NUT	8			
9	HITA590920	▪ WASHER, spring	8			
10	HIT4445244	▪ BOSS	1			
11	HIT4276386	▪ SHIM (t=1.0mm)	12			R
12	HIT4276385	▪ PLATE	1			
13	HITJ901275	▪ BOLT	3			
14	HITA590912	▪ WASHER, spring	3			
	N0f060					

TB1140 Book No. BN2Z001 S/N 51420001-
AUXILIARY LINE



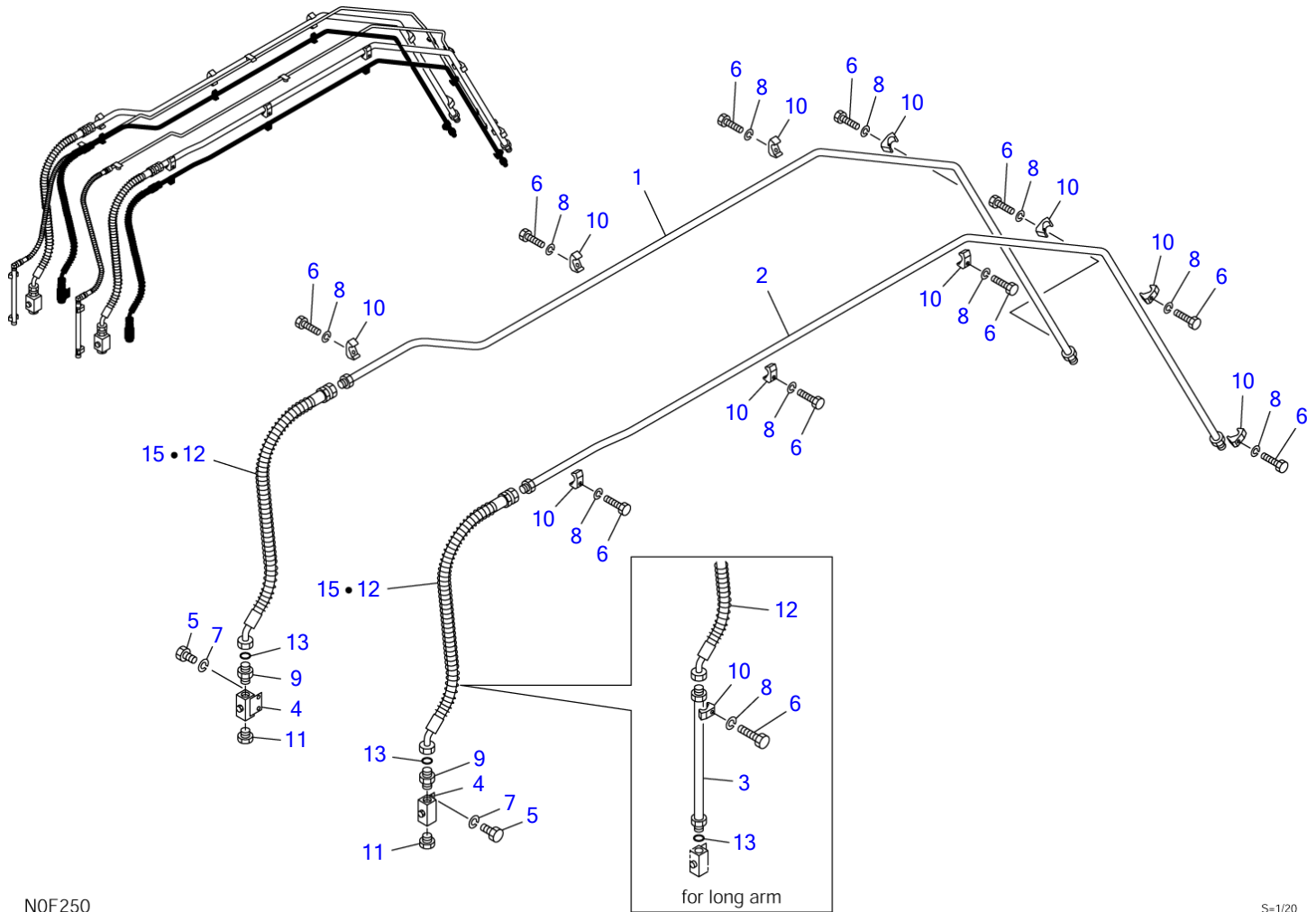
N0F240

S=1/20, 1/40

AUXILIARY LINE

Item	Part number	Description	Q'ty	Chan.	Serial No.	Serv.	Remarks
0	0577305000	AUXILIARY LINE ASSY	1				X05773-05000-1
	0577305700	AUXILIARY LINE ASSY (for long arm)	1				X05773-05700-1
	0577305300	AUXILIARY LINE ASSY (for middle arm)	1				X05773-05300-1
1	0577305010	• PIPE (R.H.)	1				
2	0577305020	• PIPE (L.H.)	1				
3	0577305030	• PIPE	2				for long arm
4	1901744200	• VALVE, stop	2				
5	1100041265	• BOLT	10				
	1100041265	• BOLT	12				for long arm
6	1100041080	• BOLT	4				
7	1140010012	• WASHER, spring	10				
	1140010012	• WASHER, spring	12				for long arm
8	1140010010	• WASHER, spring	4				
9	1511062310	• ADAPTOR	2				except for long arm
	1420010290	• • O-RING	1				except for long arm
10	1534102063	• CLAMP	10				
	1534102063	• CLAMP	12				for long arm
11	1501750010	• PLUG	2				
	1420010290	• • O-RING	1				
12	1804127142	• HOSE ASSY	2				except for middle arm
13	1420010290	• O-RING	2				for long arm
14	1420310021	• O-RING	6				
15	1804127165	• HOSE ASSY	2				for middle arm
	Nof241						

TB1140 Book No. BN2Z001 S/N 51420001-
2ND AUXILIARY LINES



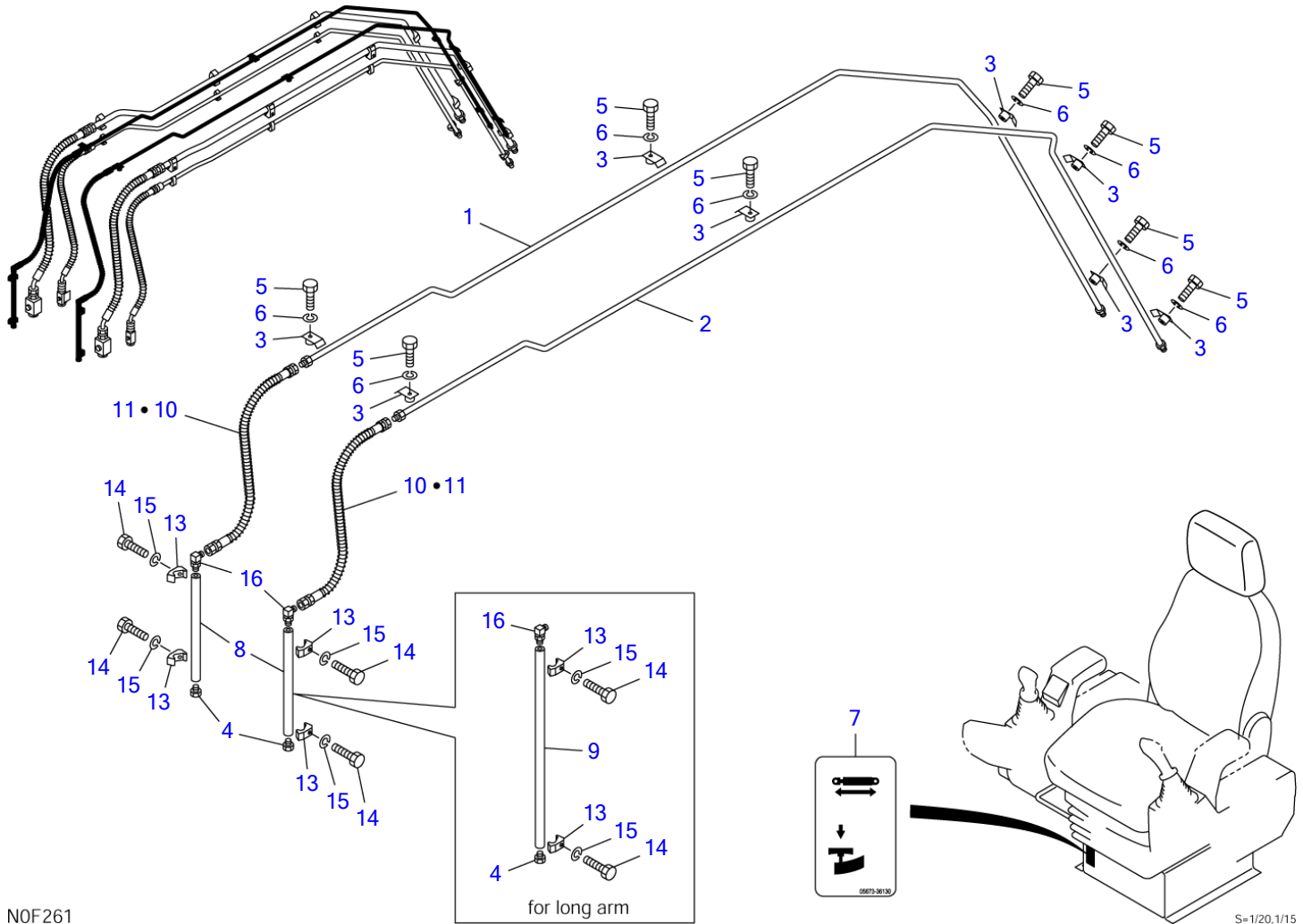
N0F250

S=1/20

2ND AUXILIARY LINES

Item	Part number	Description	Q'ty	Chan.	Serial No.	Serv.	Remarks
0	0577306000	LINE ASSY, 2nd auxiliary	1				X05773-06000-0
	0577306700	LINE ASSY, 2nd auxiliary (for long arm)	1				X05773-06700-0
	0577306300	LINE ASSY, 2nd auxiliary (for middle arm)	1				X05773-06300-0
1	0577306010	• PIPE (R.H.)	1				
2	0577306020	• PIPE (L.H.)	1				
3	0577306030	• PIPE	2				for long arm
4	1901719800	• VALVE, stop	2				
5	1100040816	• BOLT	4				
6	1100041045	• BOLT	10				
	1100041045	• BOLT	12				for long arm
7	1140010008	• WASHER, spring	4				
8	1140010010	• WASHER, spring	10				
	1140010010	• WASHER, spring	12				for long arm
9	1515600202	• ADAPTOR	2				except for long arm
	1420010180	• • O-RING	1				except for long arm
10	1534100218	• CLAMP	10				
	1534100218	• CLAMP	12				for long arm
11	1501750004	• PLUG	2				
	1420010180	• • O-RING	1				
12	0577306040	• HOSE ASSY (18026-42132)	2				except for middle arm
13	1420010180	• O-RING	2				
15	0577306050	• HOSE ASSY (18026-42156)	2				for middle arm

Nof250

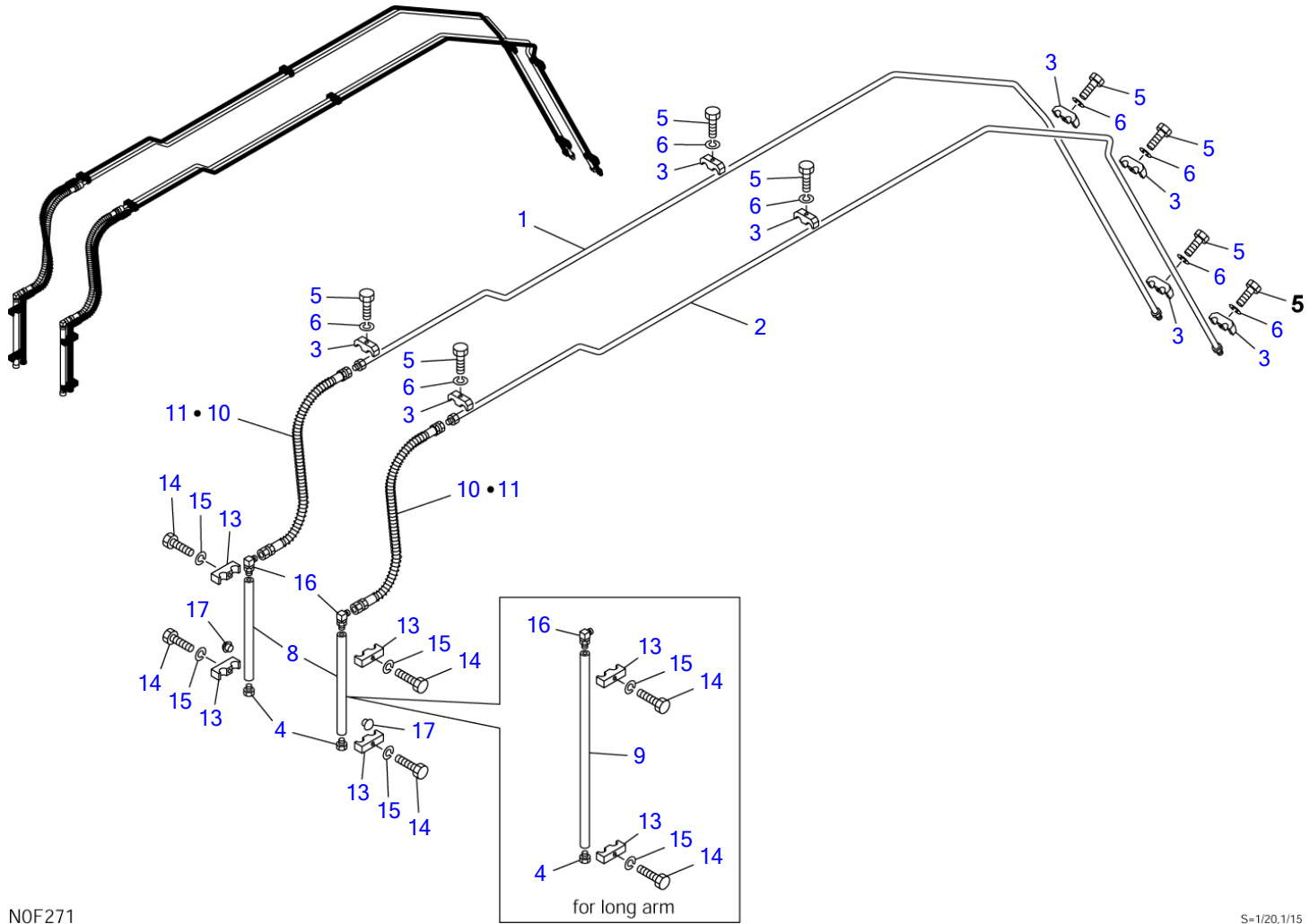


N0F261

S=1/20,1/15

3RD AUXILIARY LINES

Item	Part number	Description	Q'ty	Chan.	Serial No.	Serv.	Remarks
0	0577307000	LINE ASSY, 3rd auxiliary	1				X05773-07000-2
	0577307300	LINE ASSY, 3rd auxiliary (for middle arm)	1				X05773-07300-2
	0577307700	LINE ASSY, 3rd auxiliary (for long arm)	1				X05773-07700-2
1	0577307010	• PIPE (R.H.)	1				
2	0577307020	• PIPE (L.H.)	1				
3	0577307100	• CLAMP	8				
4	1501750003	• PLUG	2				
	1420010140	• • O-RING	1				
5	1100040830	• BOLT	8				
6	1140010008	• WASHER, spring	8				
7	0567336130	• DECAL	1				
8	0577307030	• PIPE	2				except for long arm
9	0577307040	• PIPE	2				for long arm
10	1802620125	• HOSE ASSY	2				standerd
11	1802620140	• HOSE ASSY	2				except for standerd
13	1534100273	• CLAMP	4				
14	1100041050	• BOLT	4				
15	1140010010	• WASHER, spring	4				
16	1515012041	• ELBOW	2				
	1420010140	• • O-RING	1				
	N0f261						

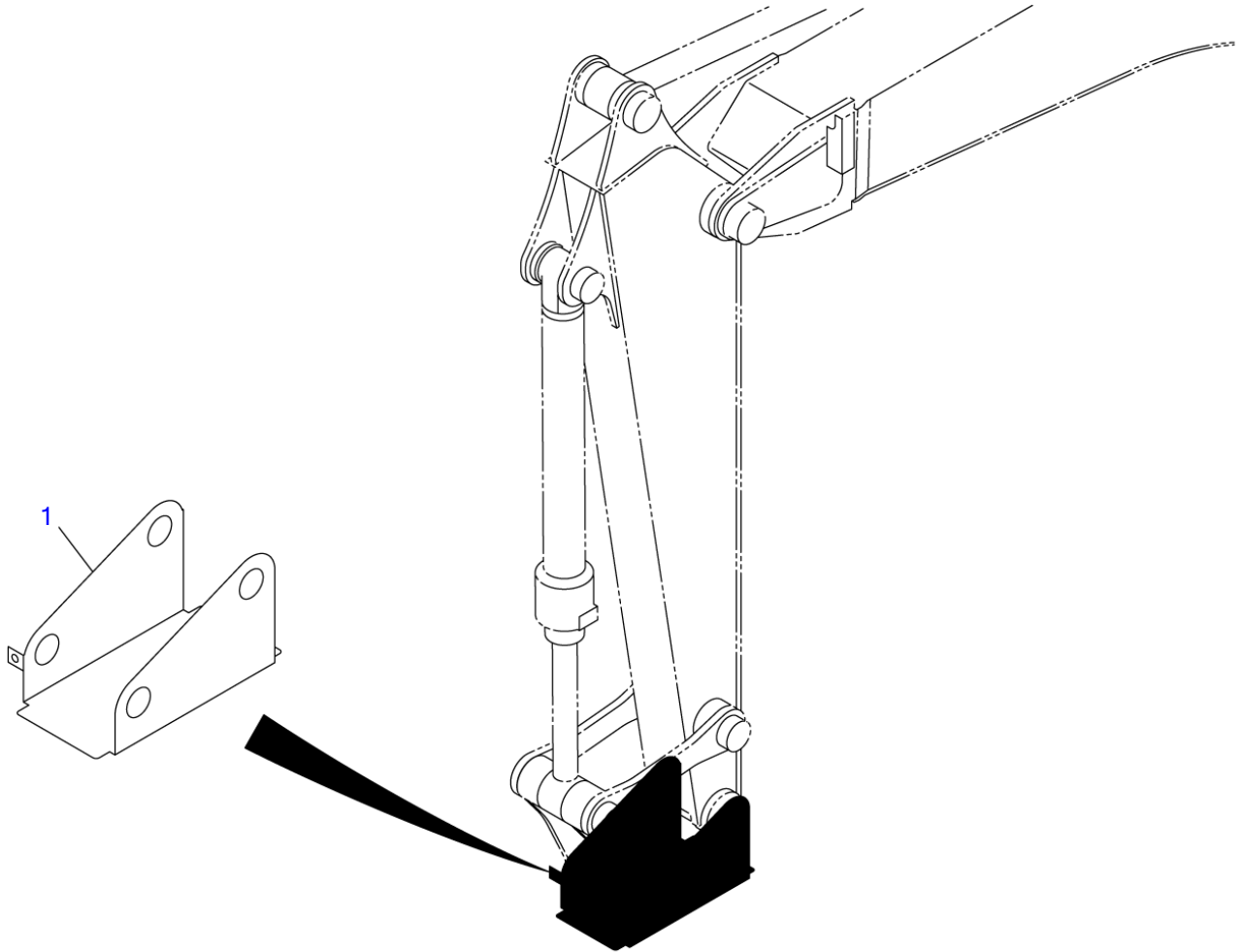


N0F271

S-1/20,1/15

4TH AUXILIARY LINES

Item	Part number	Description	Q'ty	Chan.	Serial No.	Serv.	Remarks
0	0577308000	LINE ASSY, 4th auxiliary	1				X05773-08000-2
	0577308300	LINE ASSY, 4th auxiliary (for middle arm)	1				X05773-08300-2
	0577308700	LINE ASSY, 4th auxiliary (for long arm)	1				X05773-08700-2
1	0577307010	• PIPE (R.H.)	1				
2	0577307020	• PIPE (L.H.)	1				
3	1534000015	• CLAMP	8				
4	1501750003	• PLUG	2				
	1420010140	• • O-RING	1				
5	1100040835	• BOLT	8				
6	1140010008	• WASHER, spring	8				
8	0577308030	• PIPE	2				
9	0577308040	• PIPE	2				for long arm
10	1802620129	• HOSE ASSY	2				standerd
11	1802620143	• HOSE ASSY	2				except for standerd
13	0577308013	• CLAMP	4				
14	1100041060	• BOLT	4				
15	1140010010	• WASHER, spring	4				
16	1515012041	• ELBOW	2				
	1420010140	• • O-RING	1				
17	1652533017	• CAP	4				
	N0f271						

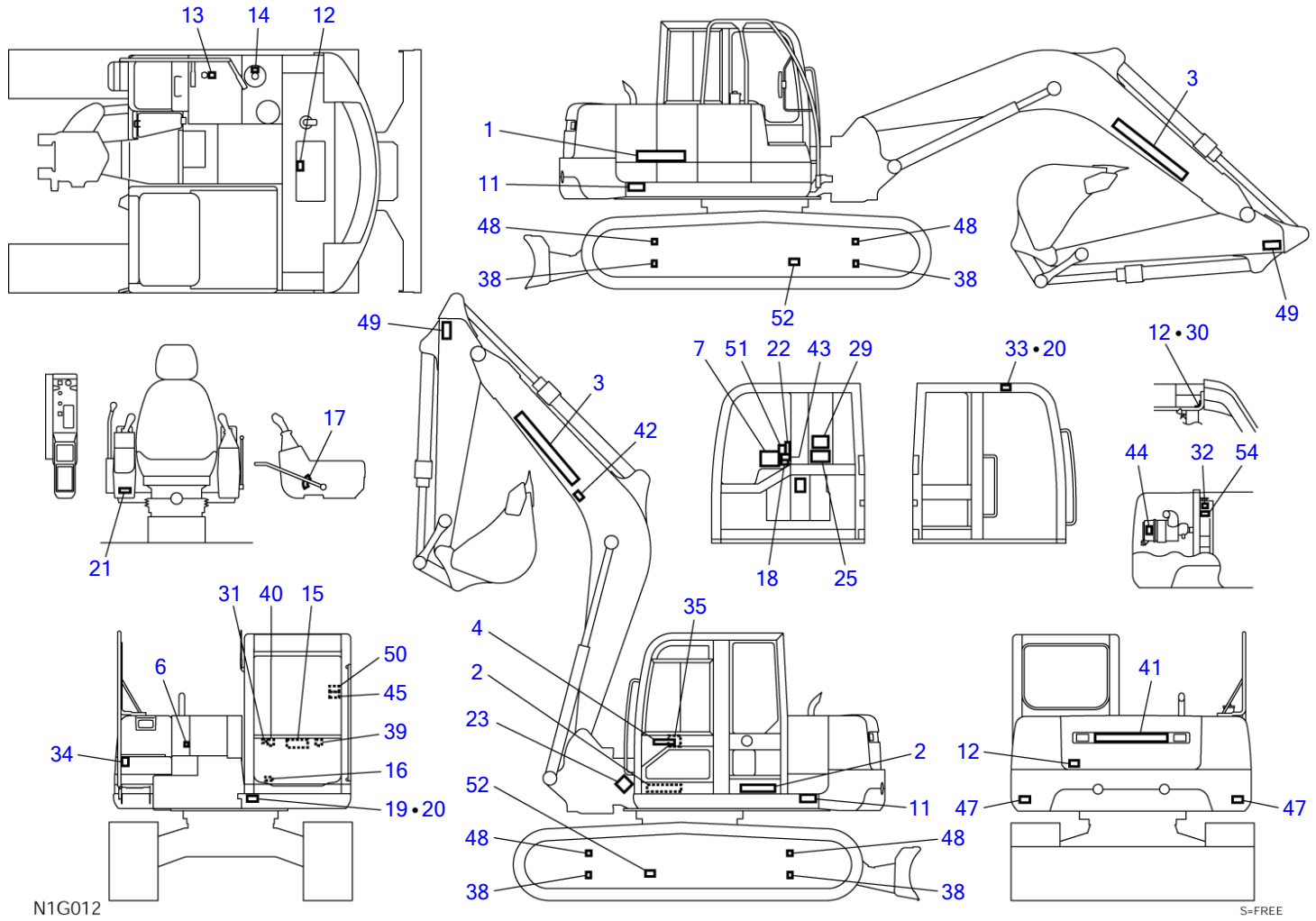


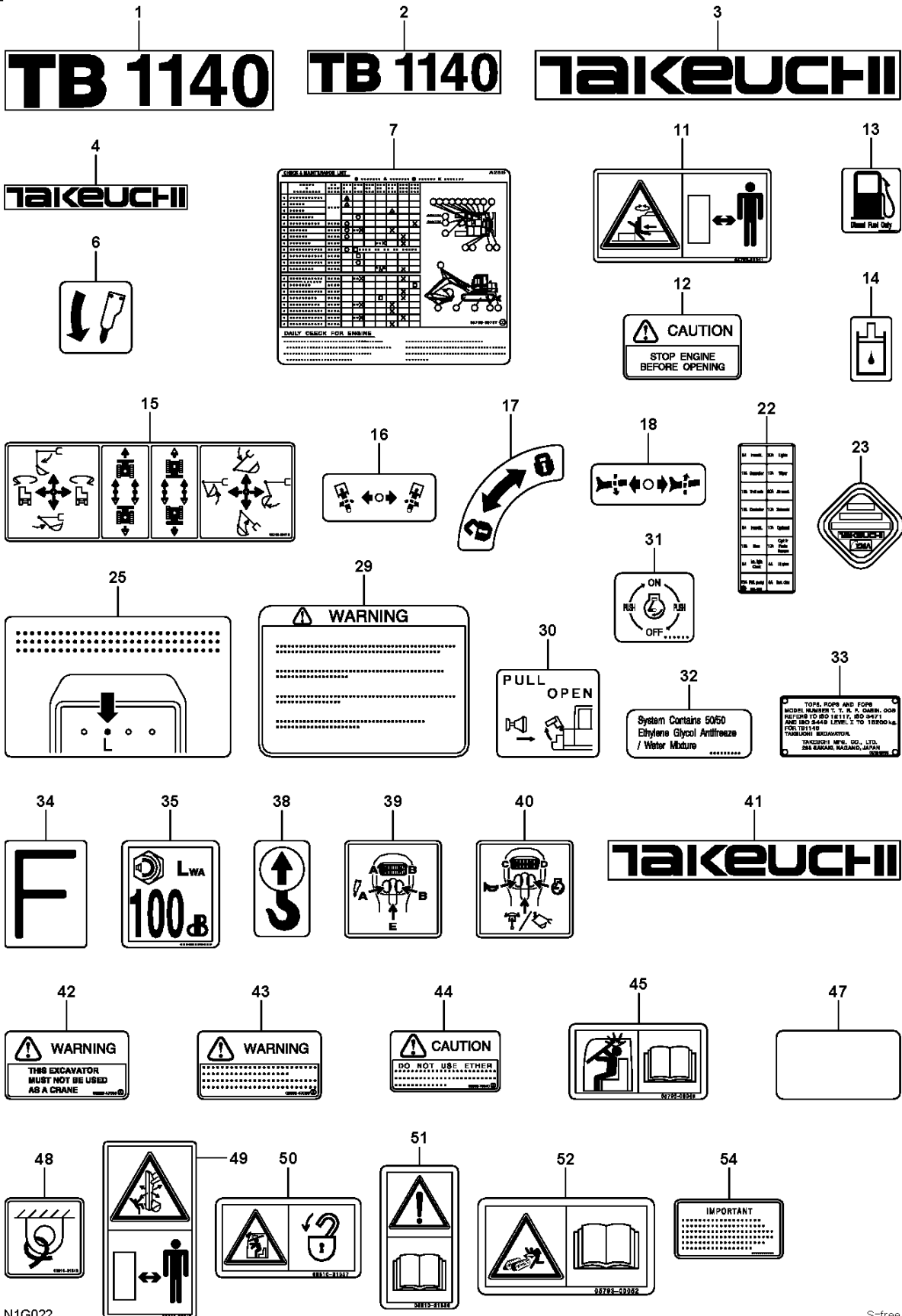
NOF150

S=1/15, 1/20

ARM STOPPER

Item	Part number	Description	Q'ty	Chan.	Serial No.	Serv.	Remarks
1	0576200011 N0f150	ARM STOPPER PLATE	1 1				X05762-00010-0





N1G022

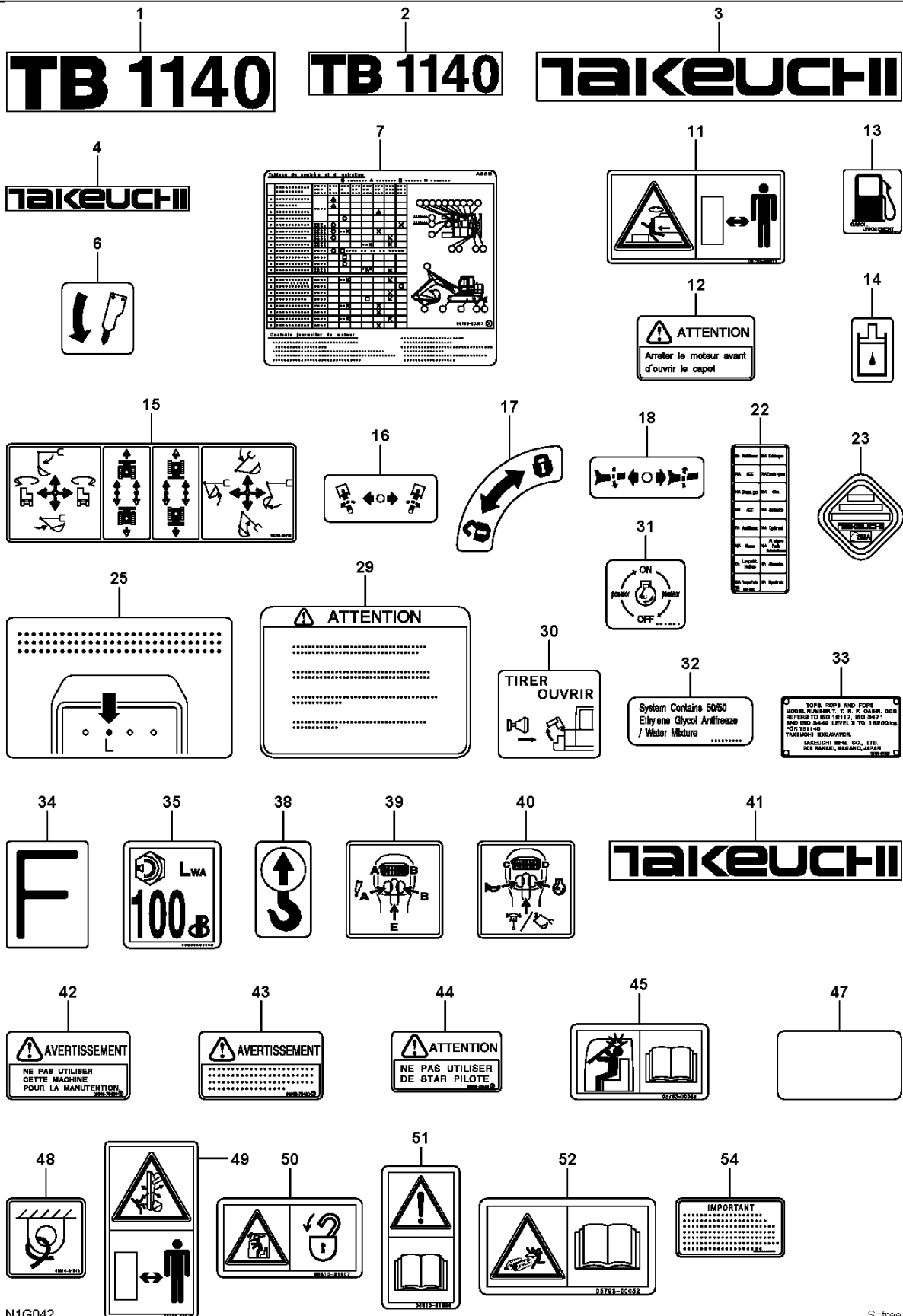
Ref. N1G012

Ref N1G012

S-free

Page 7-1

Page 7-1



N1G042

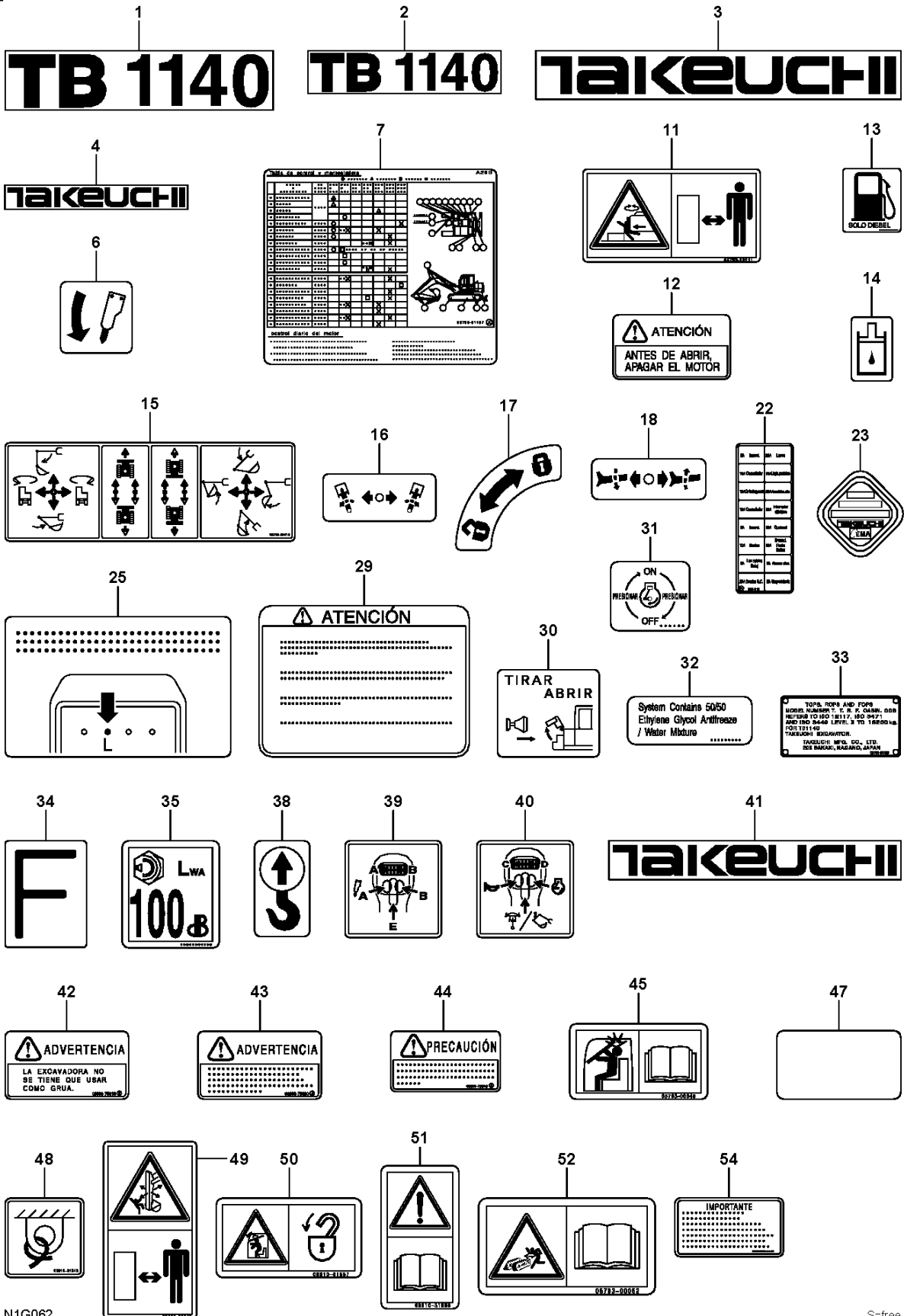
Ref. N1G012

Ref N1G012

S-free

Page 7-1

Page 7-1



N1G062

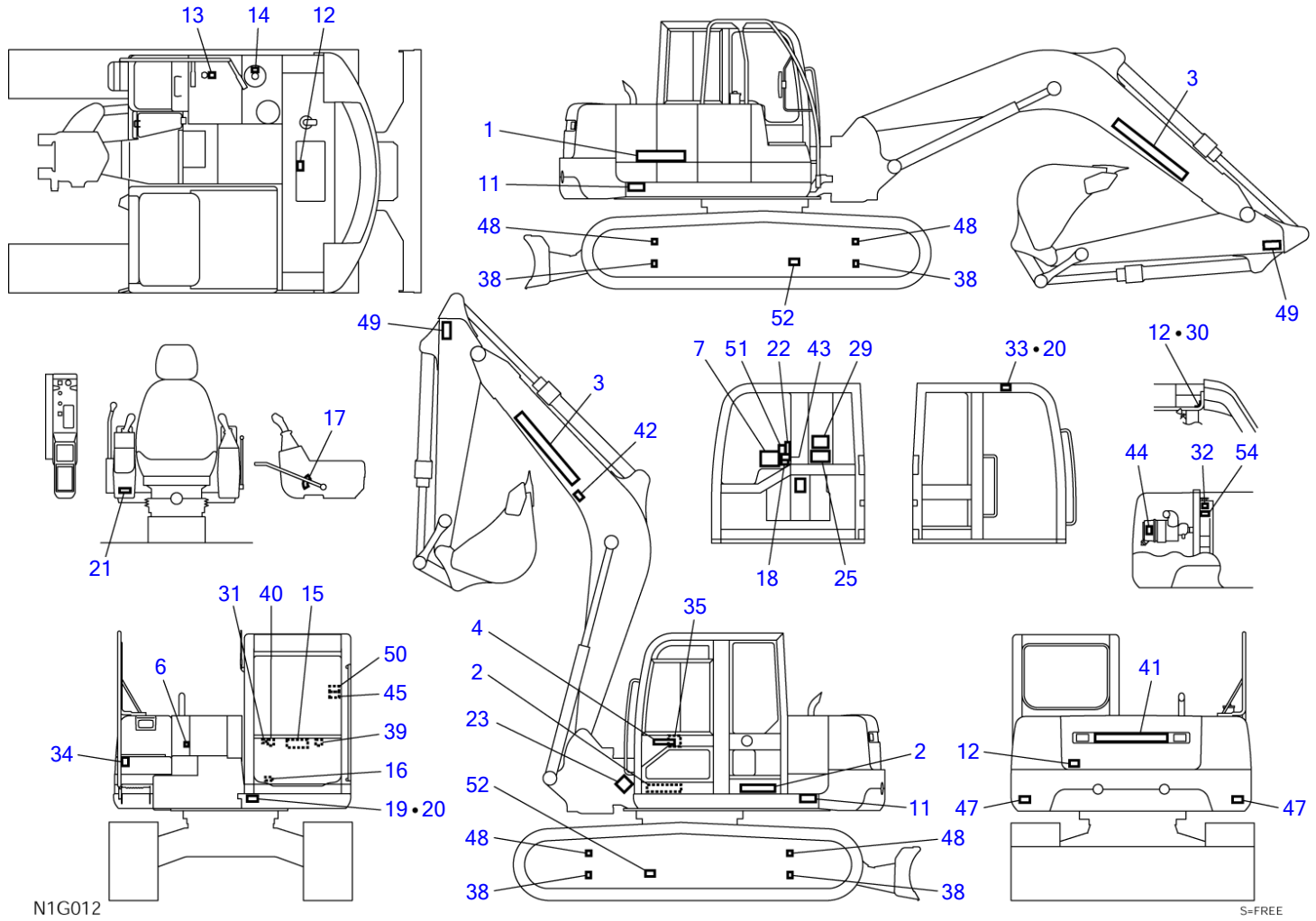
Ref. N1G012

Ref N1G012

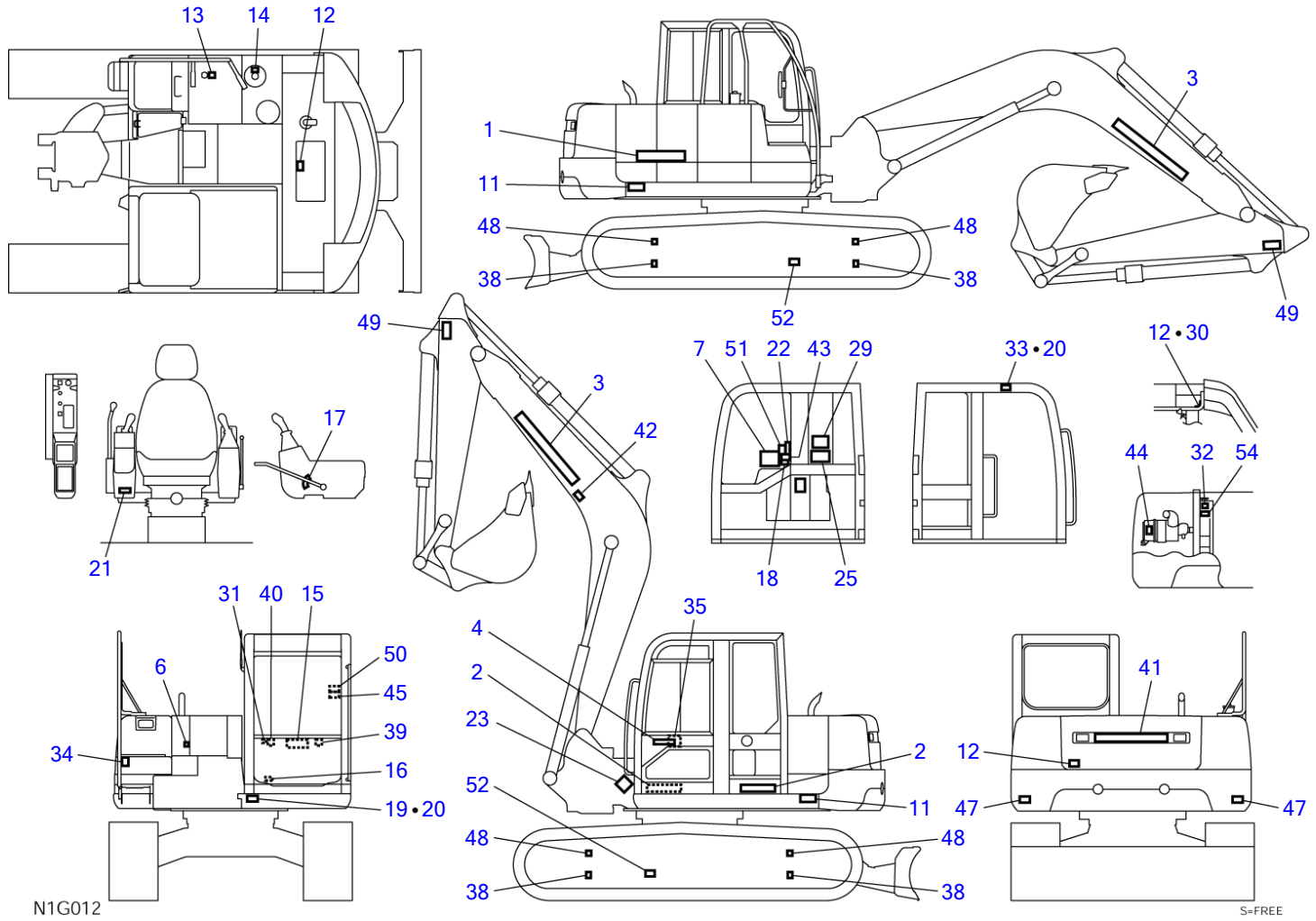
S-free

Page 7-1

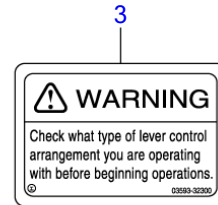
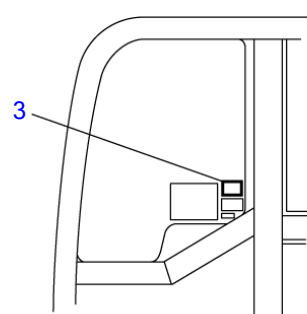
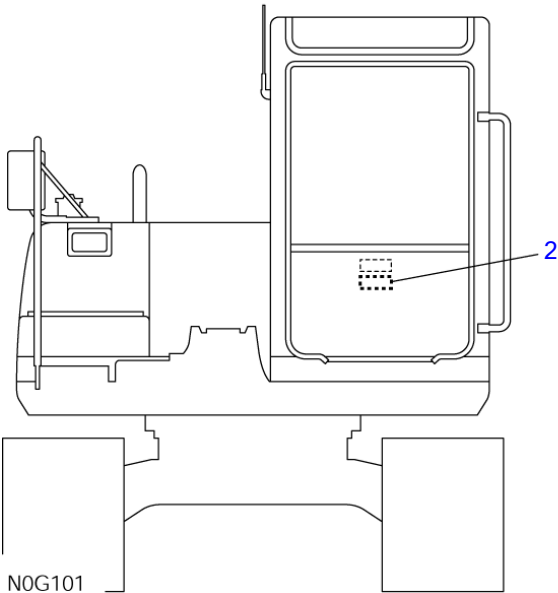
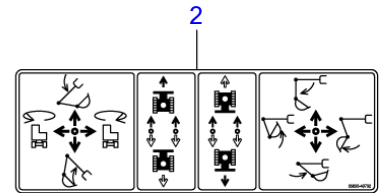
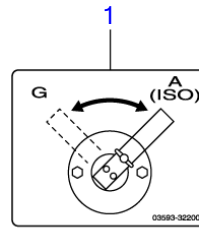
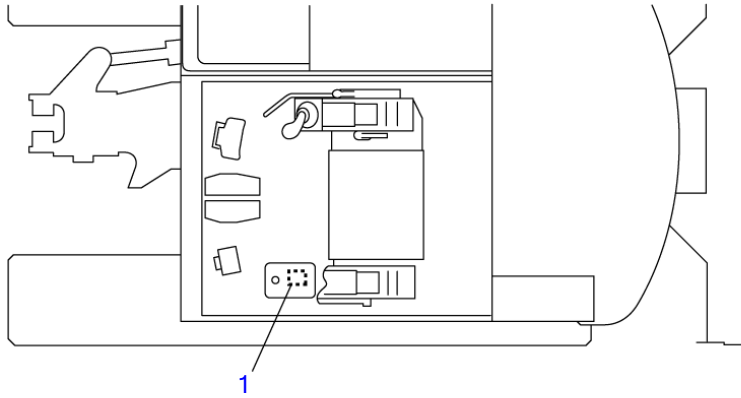
Page 7-1



DECAL							
Item	Part number	Description	Q'ty	Chan.	Serial No.	Serv.	Remarks
0	0579300700	DECAL SET (English)	1				X05793-00700-4
	0579300900	DECAL SET (French)	1				X05793-00900-4
	0579301100	DECAL SET (Spanish)	1				X05793-01100-4
	0579301200	DECAL SET (US TAKEUCHI)	1				X05793-01200-4
	0579301500	DECAL SET (UK TAKEUCHI)	1				X05793-01500-4
1	0579300101	• DECAL	1				
2	0579300102	• DECAL	2				
3	0569321300	• DECAL	2				
4	0569321400	• DECAL	1				
6	0329360070	• DECAL	1				
7	0579300707	• DECAL (English)	1				
	0579300907	• DECAL (French)	1				
	0579301007	• DECAL (Italian)	1				
	0579301107	• DECAL (Spanish)	1				
11	0579300011	• DECAL	2				
12	0359307400	• DECAL (English)	3				
	0359315400	• DECAL (French)	3				
	0339364200	• DECAL (Spanish)	3				
13	0359306600	• DECAL (English)	1				
	0339375460	• DECAL (French)	1				
	0339375660	• DECAL (Italian, Spanish)	1				
14	0359306700	• DECAL	1				
15	0579300015	• DECAL	1				
16	0329360060	• DECAL	1				
17	0329360100	• DECAL	1				
18	0359325190	• DECAL	1				
19	X *****	• DECAL	1				for US TAKEUCHI
	X *****	• DECAL	1				except for US TAKEUCHI
20	X *****	• SCREW	8				
21	X *****	• DECAL	1				
22	0579300722	• DECAL (English, Dutch)	1				
	0579300922	• DECAL (French)	1				
	0579301122	• DECAL (Spanish)	1				
23	X *****	• DECAL	1				
25	0569321940	• DECAL (English)	1				
	0569328940	• DECAL (French)	1				
	0569348200	• DECAL (Spanish)	1				
29	0359313700	• DECAL (English)	1				
	0359315700	• DECAL (French)	1				
	0339364500	• DECAL (Spanish)	1				
30	0569326400	• DECAL (English)	1				
	0569328400	• DECAL (French)	1				
	0569348400	• DECAL (Spanish)	1				
31	0569335060	• DECAL (English)	1				
	0569328800	• DECAL (French)	1				
	0569348500	• DECAL (Spanish)	1				
32	0359313900	• DECAL	1				
33	X *****	• DECAL	1				
34	0399300400	• DECAL	1				
35	X *****	• DECAL	1				except for US TAKEUCHI
38	0399300500	• DECAL	4				
39	0569353036	• DECAL	1				
40	0569353035	• DECAL	1				
41	0399305100	• DECAL	1				
42	0359347010	• DECAL (English, US TAKEUCHI)	1				
	0339375410	• DECAL (French)	1				
	0339375810	• DECAL (Spanish)	1				
43	0359347020	• DECAL (English)	1				
	0339375420	• DECAL (French)	1				
	0339375820	• DECAL (Spanish)	1				
44	0339375040	• DECAL (English)	1				
	0339375440	• DECAL (French)	1				
	0339375840	• DECAL (Spanish)	1				
45	0579300045	• DECAL	1				
47	0379358560	• DECAL	2				
48	0881031549	• DECAL	4				
49	0579300049	• DECAL	2				



Item	Part number	Description	DECAL	Q'ty	Chan.	Serial No.	Serv.	Remarks
50	0881031557	• DECAL		1				
51	0881031556	• DECAL		1				
52	0579300052	• DECAL		2				
54	0339376240	• DECAL (English)		1				
54	0339379440	• DECAL (French)		1				
54	0339379640	• DECAL (Spanish)		1				
	N1g012							



(English)



(French)



(German)



(Italian)



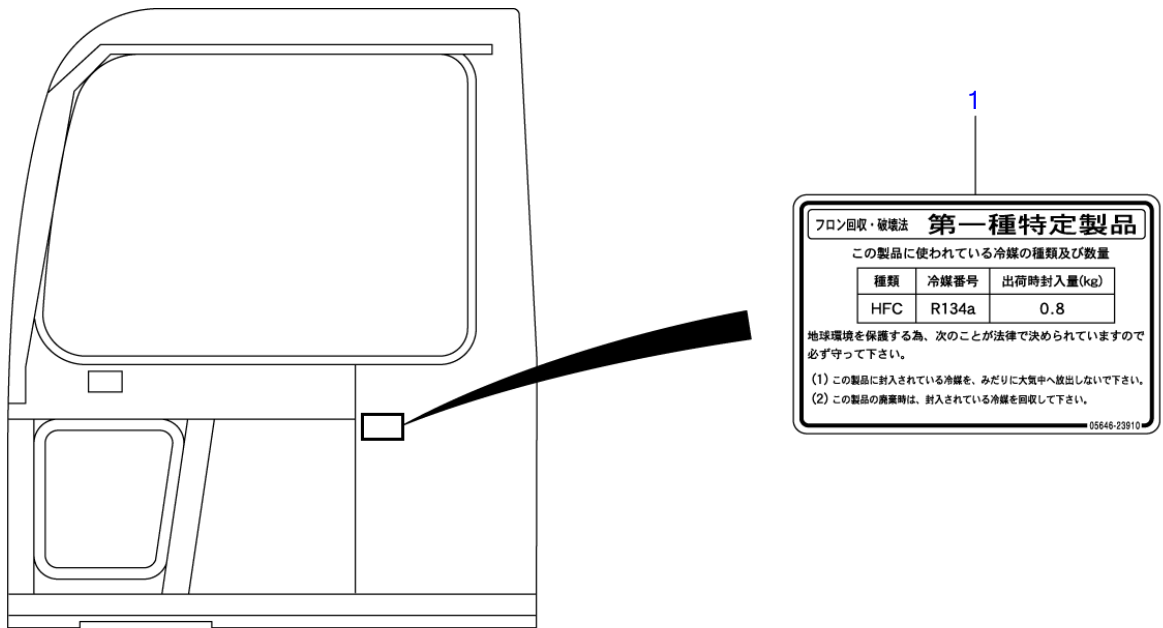
(Spanish)

N0G101

S=FREE

DECAL (selector valve)

Item	Part number	Description	Q'ty	Chan.	Serial No.	Serv.	Remarks
0	0569349700	DECAL SET (English)	1				X05693-49700-4
	0569305600	DECAL SET (Spanish)	1				X05693-56000-4
	0569361300	DECAL SET (French)	1				X05693-61300-4
1	0359332200	DECAL	1				ISO-JCB
2	0569349702	DECAL	1				JCB
3	0359332300	DECAL (English)	1				
	0329364020	DECAL (Spanish)	1				
	0399361101	DECAL (French)	1				
	N0g101						



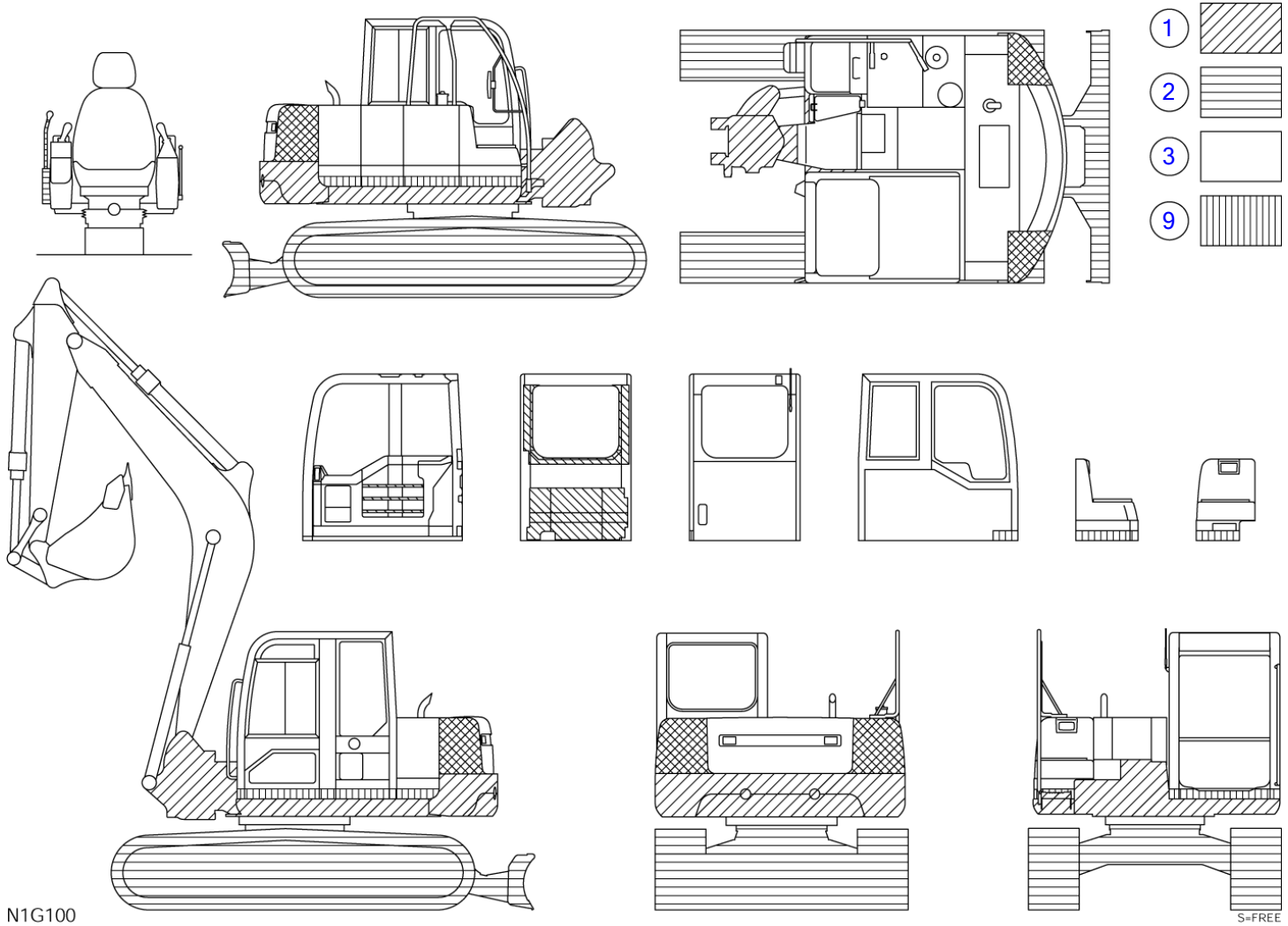
L3G130

S=FREE

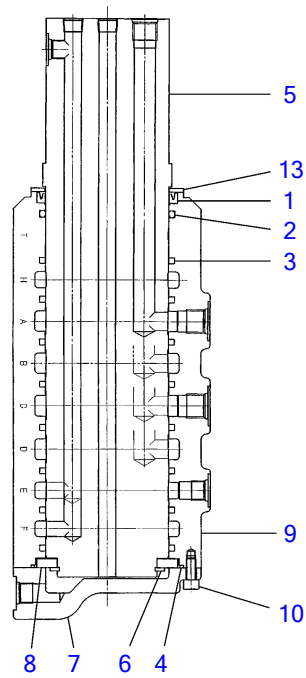
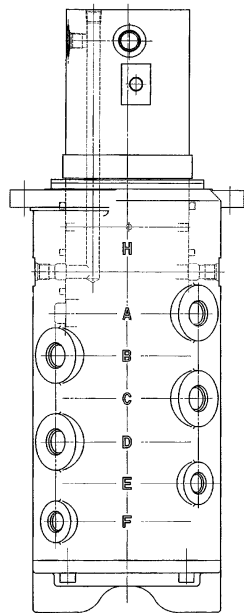
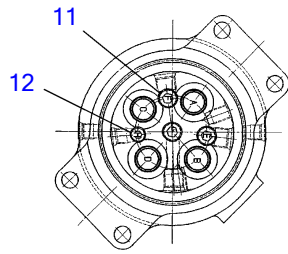
Item	Part number	Description	DECAL (air conditioner)			Remarks
			Q'ty	Chan.	Serial No. Serv.	
1	0569348600	DECAL SET	1			X05693-48600-0
	0564623910	· DECAL	1			
	L3g130					

TOOL & ACCESSORIES

Item	Part number	Description	Q'ty	Chan.	Serial No.	Serv.	Remarks
		TOOL SET					X05792-00000-2
0-1	0579200050	TOOL ASSY	1				
1	1690001012	• SPANNER	1				
2	1690001417	• SPANNER	1				
3	1690220205	• SCREWDRIVER	1				
4	1690300330	• HAMMER	1				
5	1690400250	• WRENCH, monkey	1				
6	1690500200	• PLIER	1				
7	1690001013	• SPANNER	1				
8	1690001922	• SPANNER	1				
9	1690002427	• SPANNER	1				
10	1690002730	• SPANNER	1				
11	1690003236	• SPANNER	1				
12	1690100041	• SPANNER	1				
13	1690600250	• WRENCH, hex	1				
14	1690600500	• WRENCH, hex	1				
15	1690600600	• WRENCH, hex	1				
16	1690600800	• WRENCH, hex	1				
17	1690601000	• WRENCH, hex	1				
18	1690601200	• WRENCH, hex	1				
19	1691400001	• CASE, tool	1				
20	1691900001	• CASE	1				
22	1690900019	• SPANNER	1				
23	1691060610	GUN, grease	1				
24	1554512600	TUBE	1				
25	1691903560	FILTER WRENCH	1				
	N2G090						



PAINTED COLOR							
Item	Part number	Description	Q'ty	Chan.	Serial No.	Serv.	Remarks
		PAINTED COLOR(rubber crawler)					X05791-00600-0
		PAINTED COLOR(steel crawler)					X05791-00700-0
1	1919060105	RED	1				
	1919069105	RED	1				spray
2	1919060144	GRAY	1				
	1919069144	GRAY	1				spray
3	1919060142	LIGHT GRAY	1				
	1919069142	LIGHT GRAY	1				spray
9	1919060158	SILVER GRAY	1				
	1919069158	SILVER GRAY	1				spray
	N1g100						




N1H040

S=free

SWIVEL JOINT

Item	Part number	Description	Q'ty	Chan.	Serial No.	Serv.	Remarks
0	1904008500	JOINT, swivel	1				
0-1	1904008599	· KIT, seal	1				
1	X 1411161125	· · PACKING	1				
2	X 1420011050	· · O-RING	1				
3	X 1904008504	· · PACKING	8				
4	X 1420111250	· · O-RING	1				
5	1904008511	· SHAFT	1				
6	1221000085	· RING, snap	1				
7	1904008521	· COVER	1				
8	1904008508	· RING, thrust	1				
9	1904008501	· HOUSING	1				
10	1110050820	· SCREW, cap	4				
11	1501810003	· PLUG	3				
12	1501810002	· PLUG	1				
13	1904008513	· COVER	1				
	N1h040						


TB1140 Book No. BN2Z001 S/N 51420001- CONTROL VALVE



CONTROL VALVE

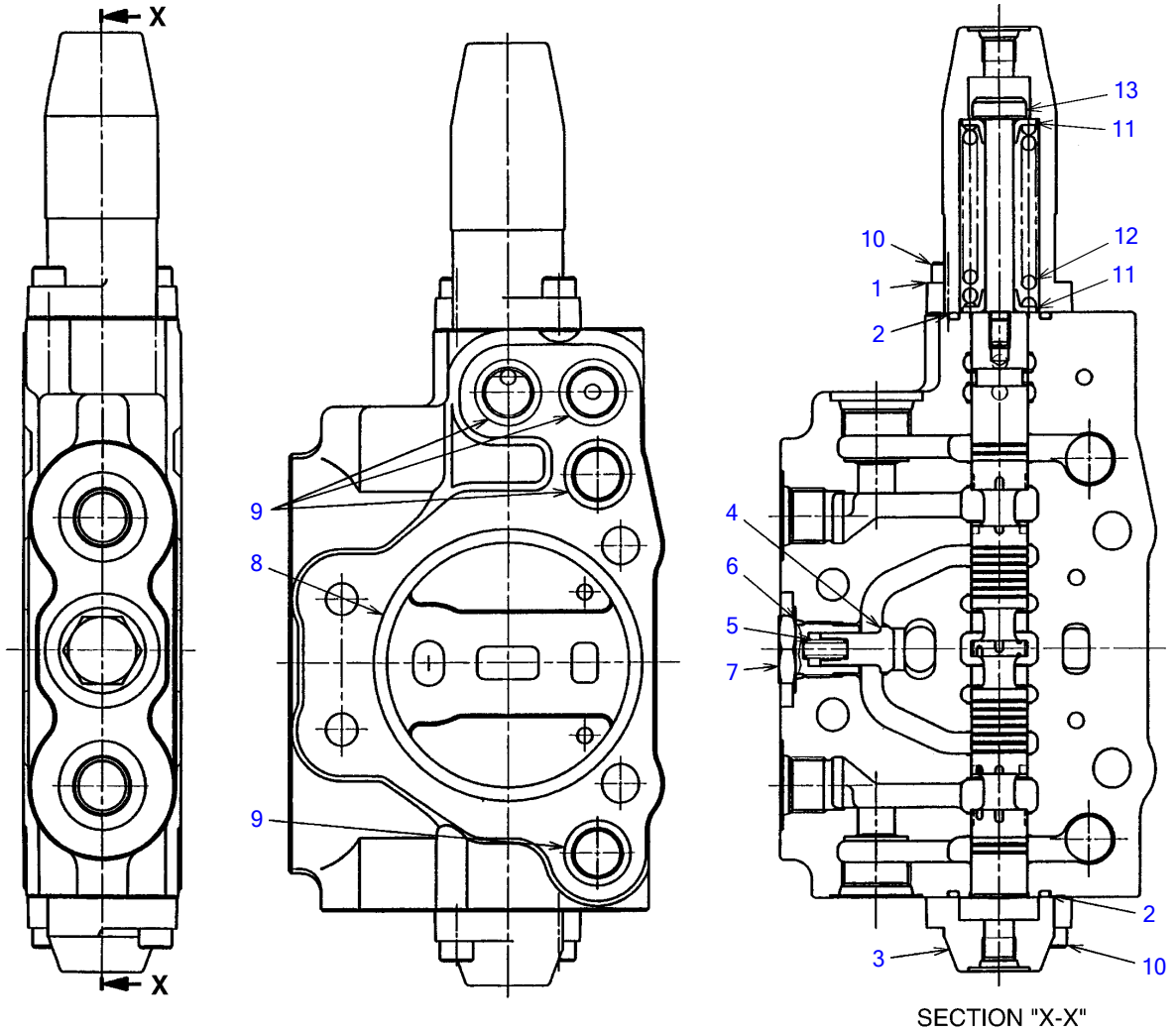
Item	Part number	Description	Q'ty	Chan.	Serial No.	Serv.	Remarks
0	1901046800	VALVE ASSY, control	1				
0-1	1901042299	• KIT, seal	1				
1	X 1420110350	• • O-RING	20				
2	X 1901025482	• • O-RING	11				
3	X 1420010060	• • O-RING	4				
4	X 1901042282	• • O-RING	1				
5	X 1420000260	• • O-RING	2				
6	X 1420010240	• • O-RING	1				
7	X 1421020160	• • RING, back-up	2				
8	X 1420111000	• • O-RING	1				
9	X 1901042283	• • O-RING	4				
10	X 1420010160	• • O-RING	1				
11	1901042267	• CAP	9				
12	1901042268	• CAP	1				
13	1901042269	• CAP	1				
14	1901042226	• POPPET	8				
15	1901042256	• SPRING	9				
16	1901042271	• PLUG	9				
17	1901042272	• PLUG ASSY	1				
	1420010110	• • O-RING	1				
18	1901036677	• PLUG ASSY	4				
	1420010110	• • O-RING	1				
19	1901025498	• PLUG	1				
20	1901042273	• PLUG	1				
21	1901042227	• POPPET	1				
22	1901042257	• SPRING	1				
23	1901042228	• POPPET	1				
24	1901042229	• POPPET	2				
25	1901042258	• SPRING	2				
26	1901042259	• SPACER ASSY	2				
27	1901042221	• VALVE ASSY, anti-solenoid	2				
28	1901036678	• PLUG ASSY	5				
	1420010140	• • O-RING	1				
29	1901042241	• SLEEVE	1				
30	1901042236	• POPPET	1				
31	1901042237	• SPRING	1				
32	1901042230	• POPPET	1				
33	1901042261	• SPRING	1				
34	1901042274	• FLANGE	1				
35	1901029754	• HOLDER, spring	4				
36	1901042262	• SPRING	2				
37	1901036531	• END, spool	2				
38	1901042270	• CAP	1				
39	1901042275	• CAP	1				
40	1901042276	• PLUG	1				
41	1901042238	• PLUG, orifice	1				
42	1901042266	• CAP	9				
43	1901042222	• VALVE, relief	2				
44	1901042277	• PLUG, orifice	1				
45	1901042231	• POPPET	1				
46	1901042278	• SPRING	1				
47	1901042204	• HOUSING ASSY, outlet	1				
48	1901042223	• VALVE, relief	1				
	1420310912	• • O-RING	1				
49	1901042224	• VALVE, relief	4				
	1420310912	• • O-RING	1				
50	1901042225	• VALVE, relief	2				
	1420310912	• • O-RING	1				
51	1901042234	• VALVE, relief	8				
	1420310912	• • O-RING	1				
52	1110020825	• SCREW, cap	40				
53	1110020620	• SCREW, cap	4				
54	1110020850	• SCREW, cap	8				
55	1110051040	• SCREW, cap	2				
56	1901036572	• PLUG ASSY	3				
	1420010180	• • O-RING	1				
57	1901042279	• PLUG ASSY	2				
	1420010240	• • O-RING	1				

TB1140 Book No. BN2Z001 S/N 51420001- CONTROL VALVE



CONTROL VALVE

Item	Part number	Description	Q'ty	Chan.	Serial No.	Serv.	Remarks
58	1901042207	• BOLT	2				
59	1901042232	• NUT	2				
60	1901042208	• BOLT	2				
61	1901042233	• NUT	2				
62	1901042218	• BLOCK ASSY; No.1	1				swing
63	1901042203	• HOUSING ASSY, inlet	1				
64	1901042235	• VALVE, relief	1				
64	1420310912	• • O-RING	1				
65	1901042205	• BLOCK ASSY; No.2	1				2nd. aux.
66	1901025493	• PLUG ASSY	1				
66	1420010180	• • O-RING	1				
67	1901042217	• BLOCK ASSY; No.3	1				blade
68	1901042851	• HOLDER, spring	20				
69	1901042856	• SPRING	8				
70	1901042831	• END, spool	10				
71	1901042857	• SPRING	2				
	N2h010						



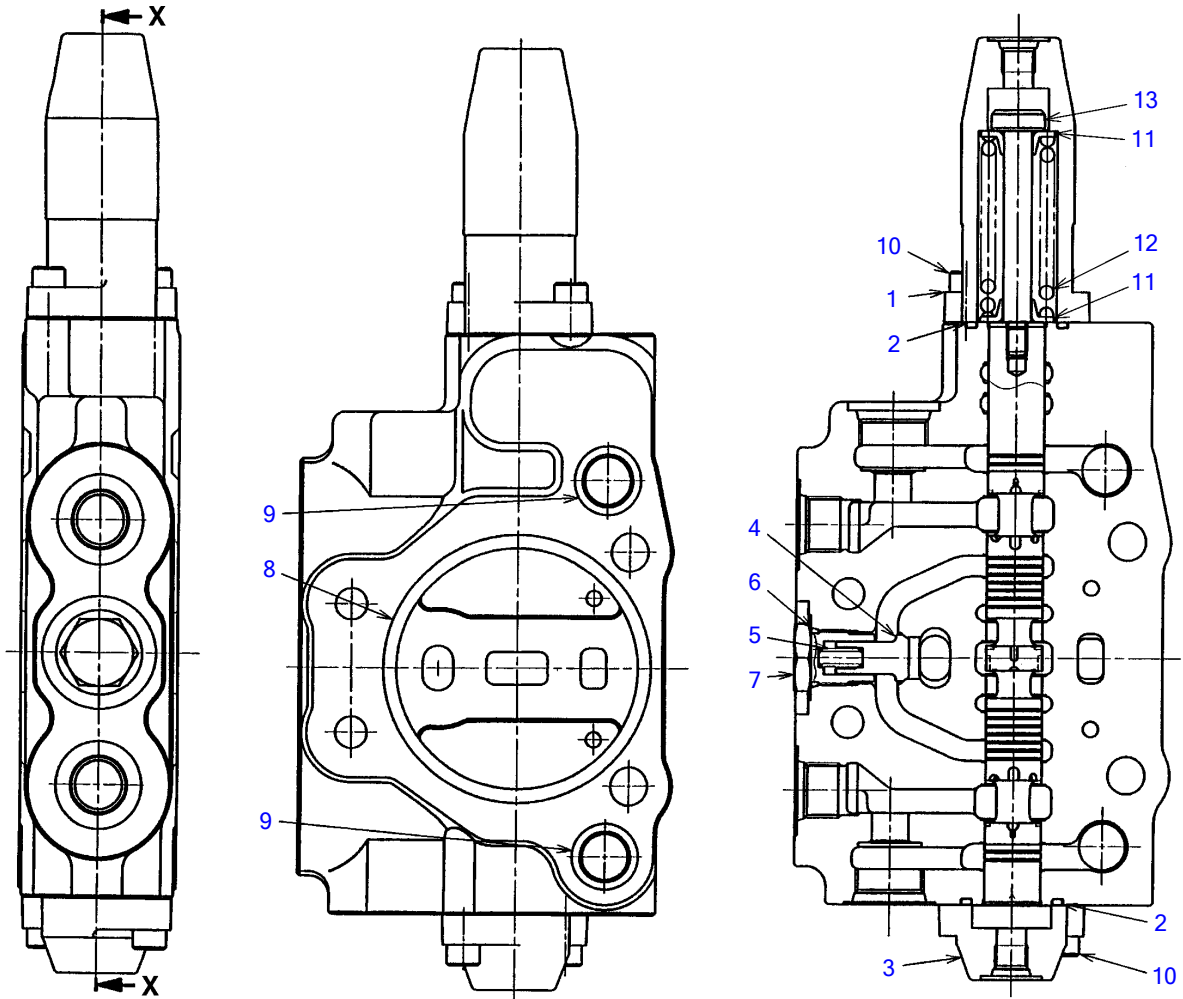
N0H271

SECTION "X-X"

S=FREE

BLOCK ASSY; No. 1

Item	Part number	Description	Q'ty	Chan.	Serial No.	Serv.	Remarks
0	1901042218	BLOCK ASSY; No.1	1				swing
1	1901042266	• CAP	1				
2	1420110350	• O-RING	2				
3	1901042267	• CAP	1				
4	1901042226	• POPPET	1				
5	1901042256	• SPRING	1				
6	1901025482	• O-RING	1				
7	1901042271	• PLUG	1				
8	1420111000	• O-RING	1				
9	1901042283	• O-RING	4				
10	1110020825	• SCREW, cap	4				
11	1901042851	• HOLDER, spring	2				
12	1901042856	• SPRING	1				
13	1901042831	• END, spool	1				
	N0h271						



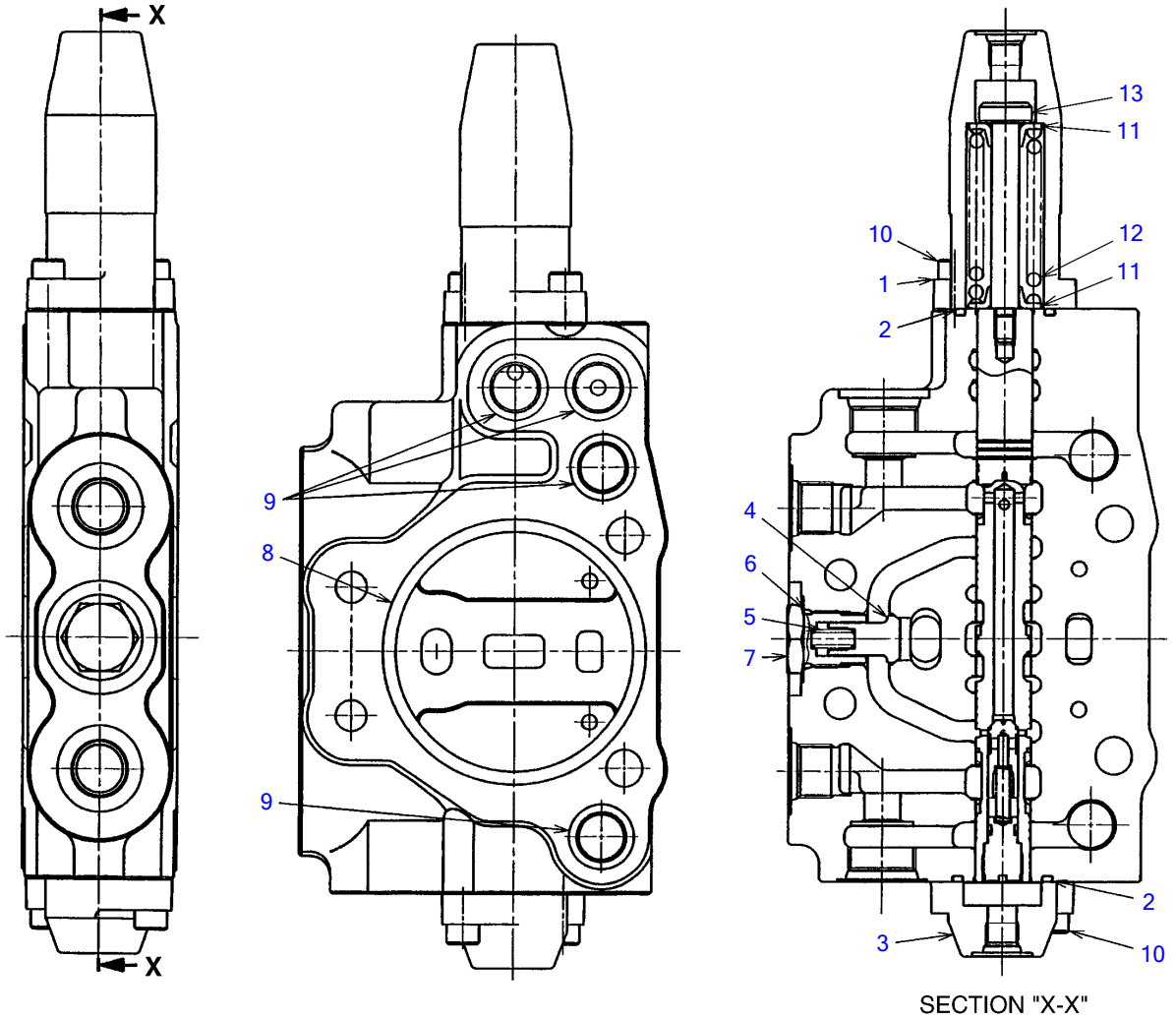
N0H281

SECTION "X-X"

S=FREE

BLOCK ASSY; No. 2

Item	Part number	Description	Q'ty	Chan.	Serial No.	Serv.	Remarks
0	1901042205	BLOCK ASSY; No.2	1				auxiliary 2
1	1901042266	• CAP	1				
2	1420110350	• O-RING	2				
3	1901042267	• CAP	1				
4	1901042226	• POPPET	1				
5	1901042256	• SPRING	1				
6	1901025482	• O-RING	1				
7	1901042271	• PLUG	1				
8	1420111000	• O-RING	1				
9	1901042283	• O-RING	2				
10	1110020825	• SCREW, cap	4				
11	1901042851	• HOLDER, spring	2				
12	1901042856	• SPRING	1				
13	1901042831	• END, spool	1				
	N0h281						



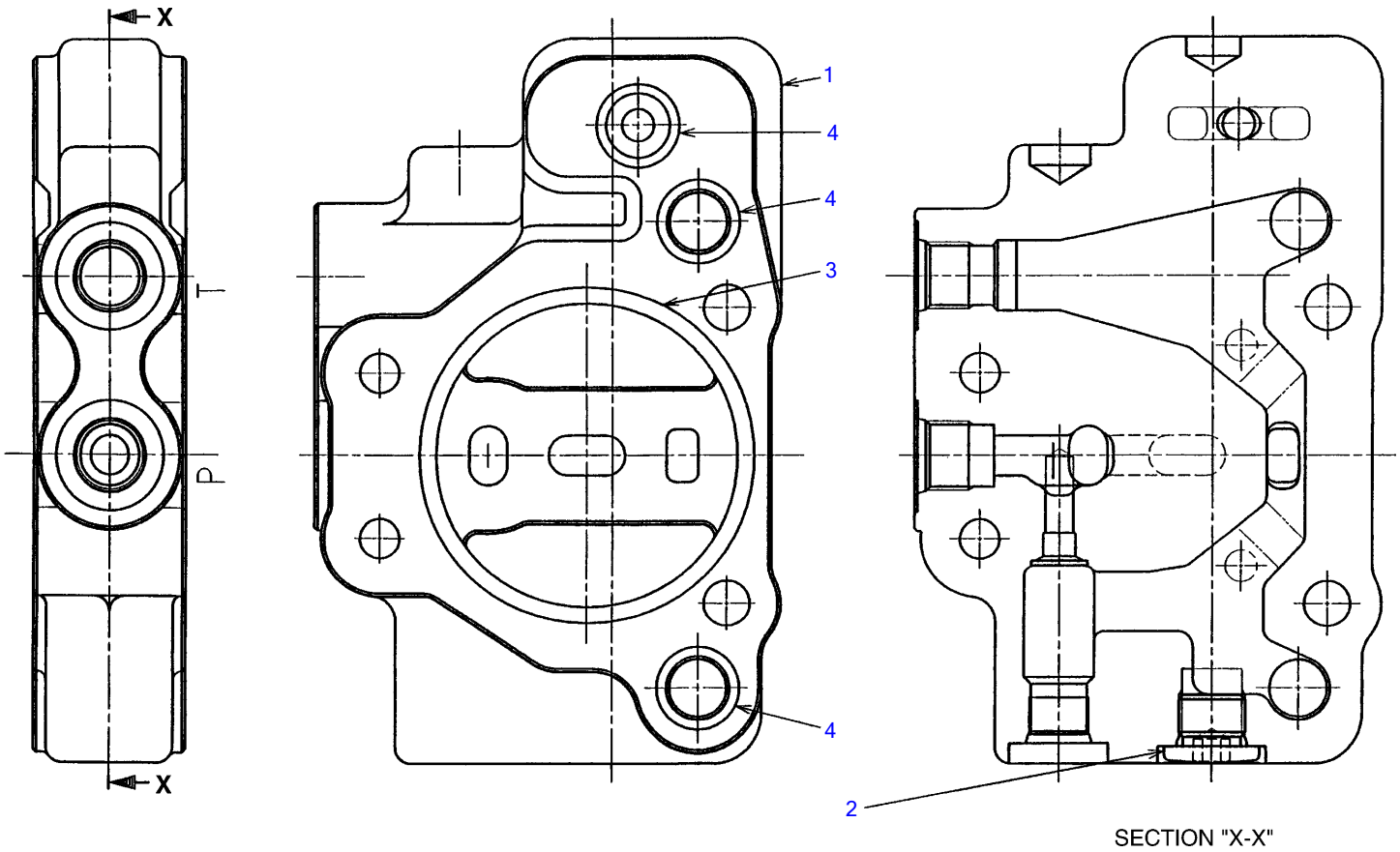
N0H291

SECTION "X-X"

S=FREE

BLOCK ASSY; No. 3

Item	Part number	Description	Q'ty	Chan.	Serial No.	Serv.	Remarks
0	1901042217	BLOCK ASSY; No.3	1				blade
1	1901042266	▪ CAP	1				
2	1420110350	▪ O-RING	2				
3	1901042267	▪ CAP	1				
4	1901042226	▪ POPPET	1				
5	1901042256	▪ SPRING	1				
6	1901025482	▪ O-RING	1				
7	1901042271	▪ PLUG	1				
8	1420111000	▪ O-RING	1				
9	1901042283	▪ O-RING	2				
10	1110020825	▪ SCREW, cap	4				
11	1901042851	▪ HOLDER, spring	2				
12	1901042856	▪ SPRING	1				
13	1901042831	▪ END, spool	1				
	N0h291						

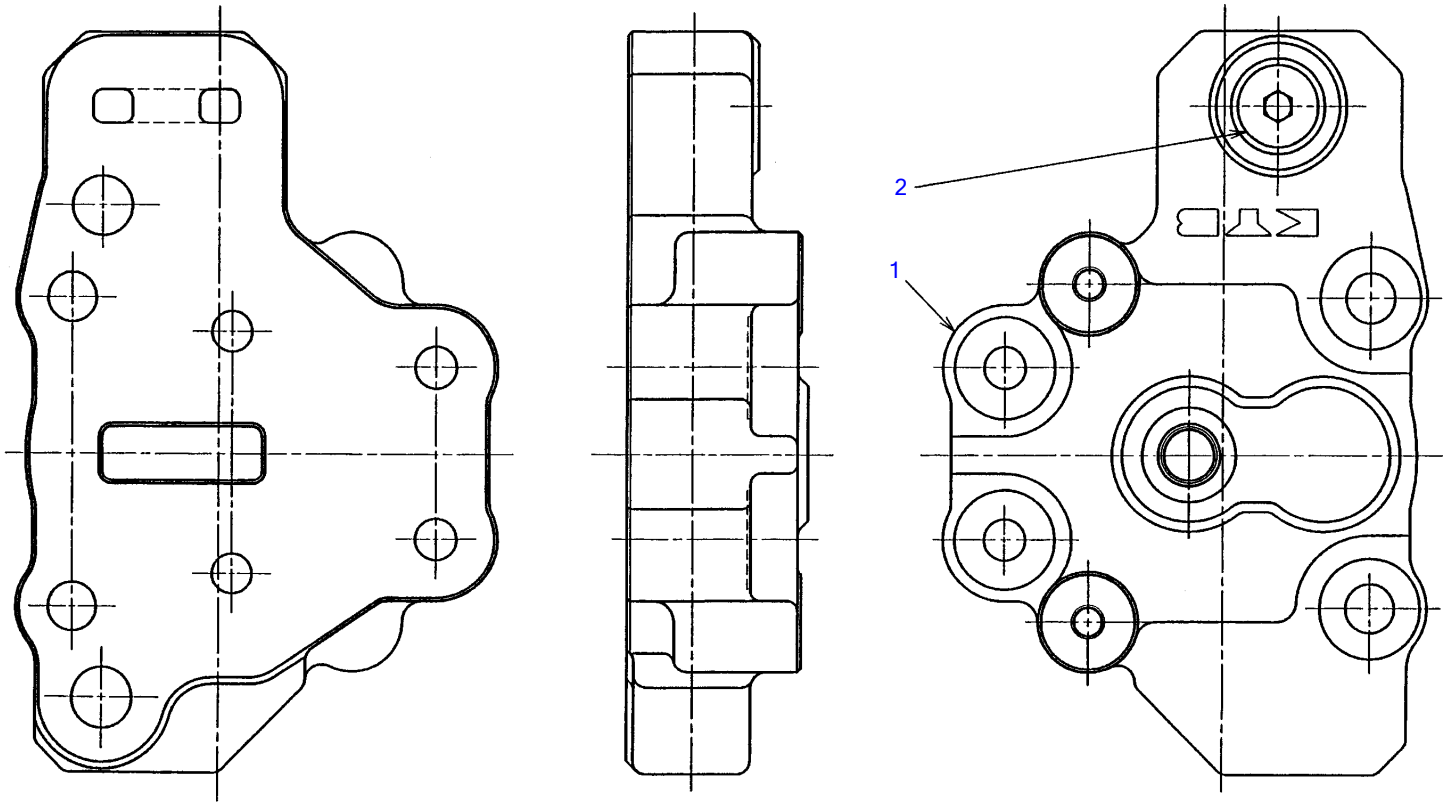


N0H300

S=FREE

INLET HOUSING ASSY

Item	Part number	Description	Q'ty	Chan.	Serial No.	Serv.	Remarks
0	1901042203	HOUSING ASSY, inlet	1				
1	1901042281	▪ HOUSING	1				
2	1901036572	▪ PLUG ASSY	1				
3	1420111000	▪ O-RING	1				
4	1901042283	▪ O-RING	3				
	N0h300						



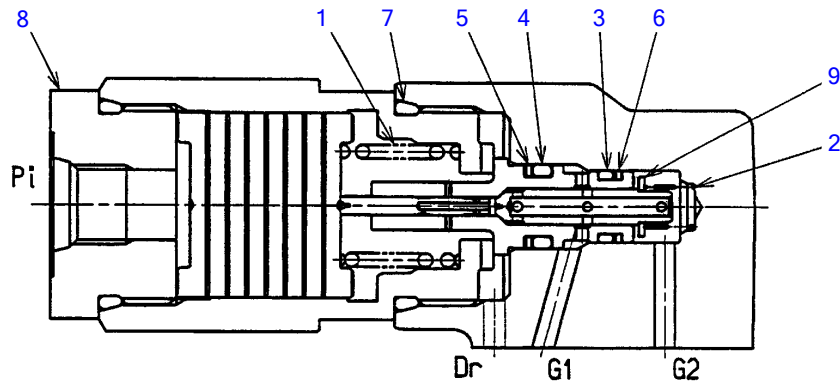
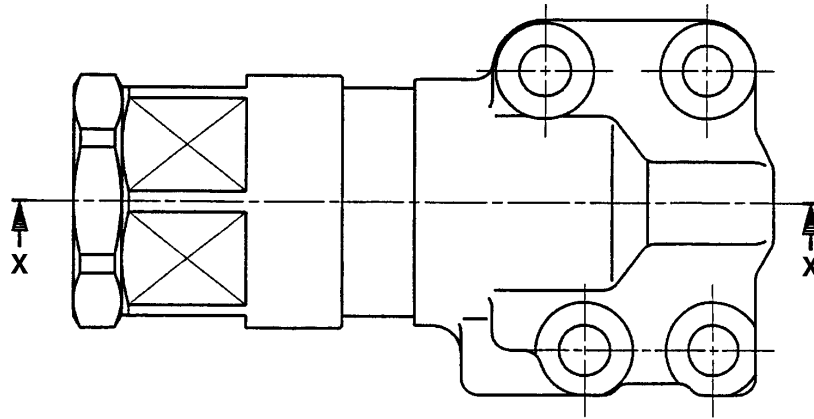
N0H310

S=FREE

OUTLET HOUSING ASSY

Item	Part number	Description	Q'ty	Chan.	Serial No.	Serv.	Remarks
0	1901042204	HOUSING ASSY, outlet	1				
1	1901042284	· HOUSING	1				
2	1901036678	· PLUG ASSY	1				
	N0h310						

TB1140 Book No. BN2Z001 S/N 51420001-
ANTI-SOLENOID VALVE ASSY



SECTION "X-X"

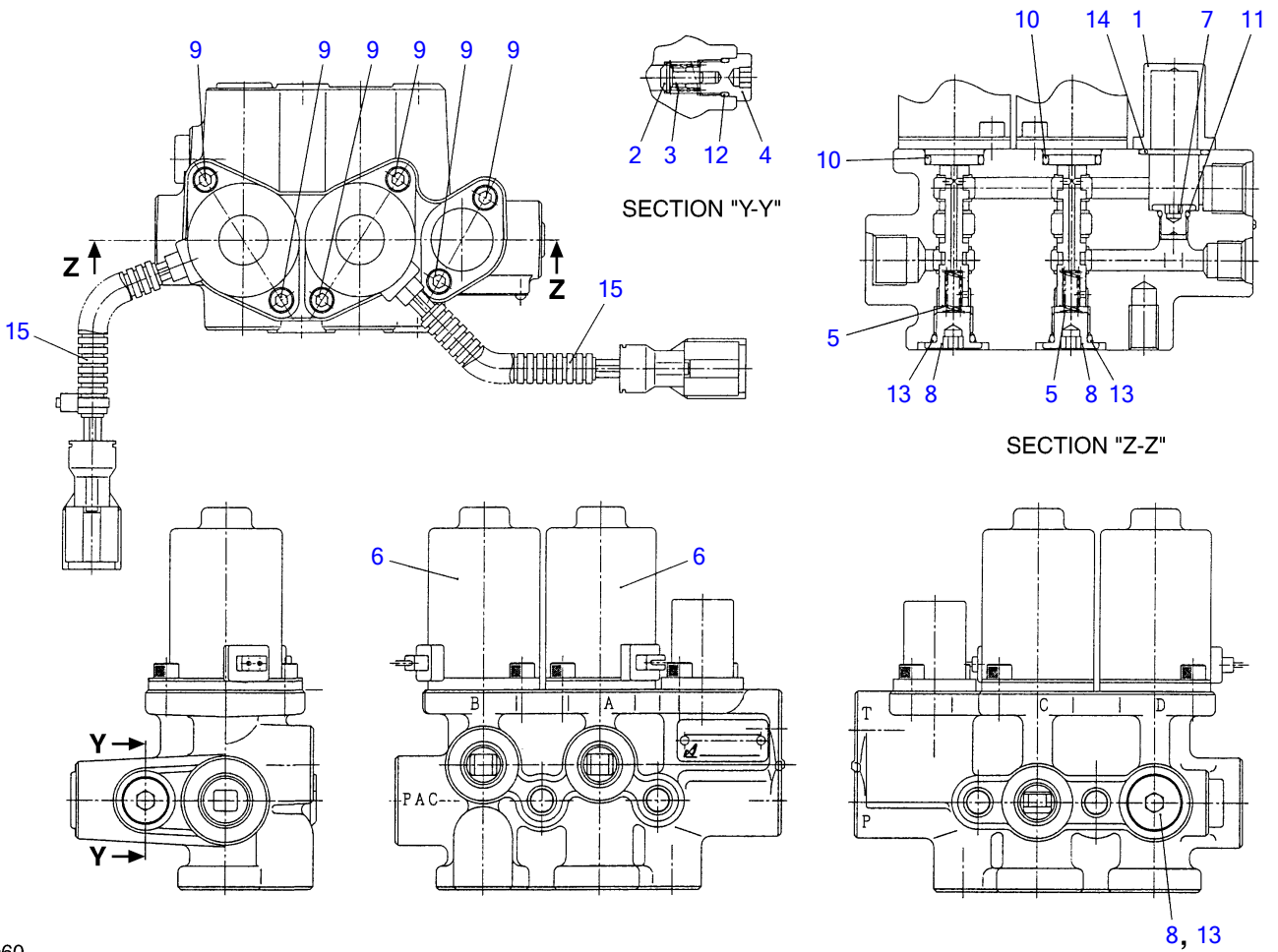
N0H320

S=FREE

ANTI-SOLENOID VALVE ASSY

Item	Part number	Description	Q'ty	Chan.	Serial No.	Serv.	Remarks
0	1901042221	VALVE ASSY, anti-solenoid	1				
1	1901042246	▪ SPRING	1				
2	1901042245	▪ SPRING	1				
3	1420000900	▪ O-RING	1				
4	1420000100	▪ O-RING	1				
5	1421020100	▪ RING, back-up	1				
6	1421020090	▪ RING, back-up	1				
7	1901042244	▪ O-RING	1				
8	1901042243	▪ PLUG ASSY	1				
9	1901042242	▪ SEAT, spring	1				
	N0h320						

TB1140 Book No. BN2Z001 S/N 51420001-
SOLENOID VALVE; 2 BLOCKS



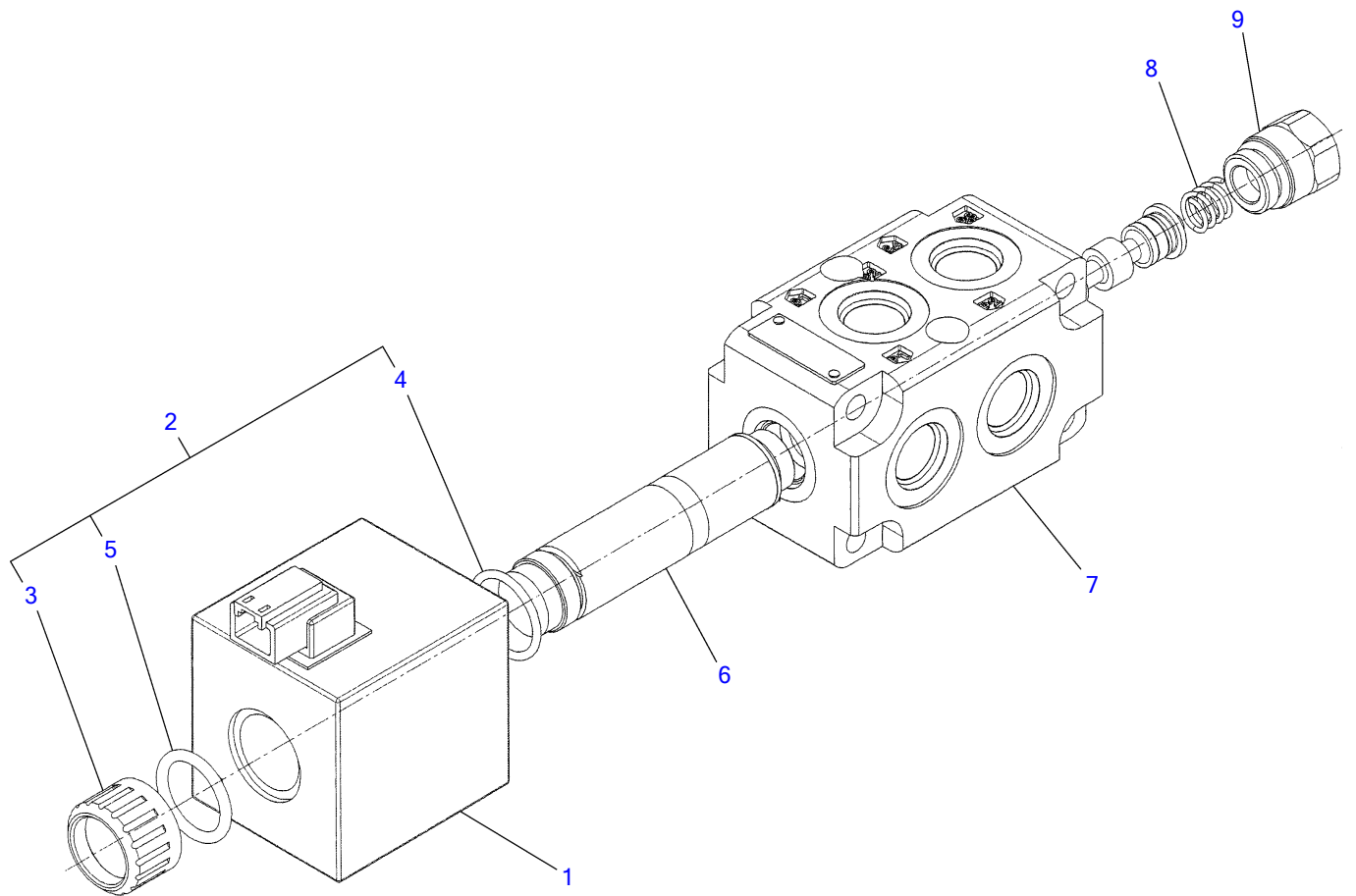
N0H060

S=FREE

SOLENOID VALVE; 2 BLOCKS

Item	Part number	Description	Q'ty	Chan.	Serial No.	Serv.	Remarks
0	1901744600	VALVE ASSY, solenoid (2-blocks)	1				
1	1901738303	▪ COVER	1				
2	1901035426	▪ PLUNGER	1				
3	1901004357	▪ SPRING	1				
4	1901035471	▪ PLUG	1				
5	1901735511	▪ SPRING	2				
6	1901744609	▪ SOLENOID	2				
7	1501750001	▪ PLUG	1				
	1420010080	▪ ▪ O-RING	1				
8	1501750002	▪ PLUG	3				
	1420010110	▪ ▪ O-RING	1				
9	1110020512	▪ SCREW, cap	6				
10	1420000160	▪ O-RING	2				
11	1420010080	▪ O-RING	1				
12	1420010100	▪ O-RING	1				
13	1420010110	▪ O-RING	3				
14	1420010200	▪ O-RING	1				
15	1901044619	▪ TUBE	2				
	N0h061						

TB1140 Book No. BN2Z001 S/N 51420001-
SOLENOID VALVE; 1 BLOCKS (with 4th aux. Lines)

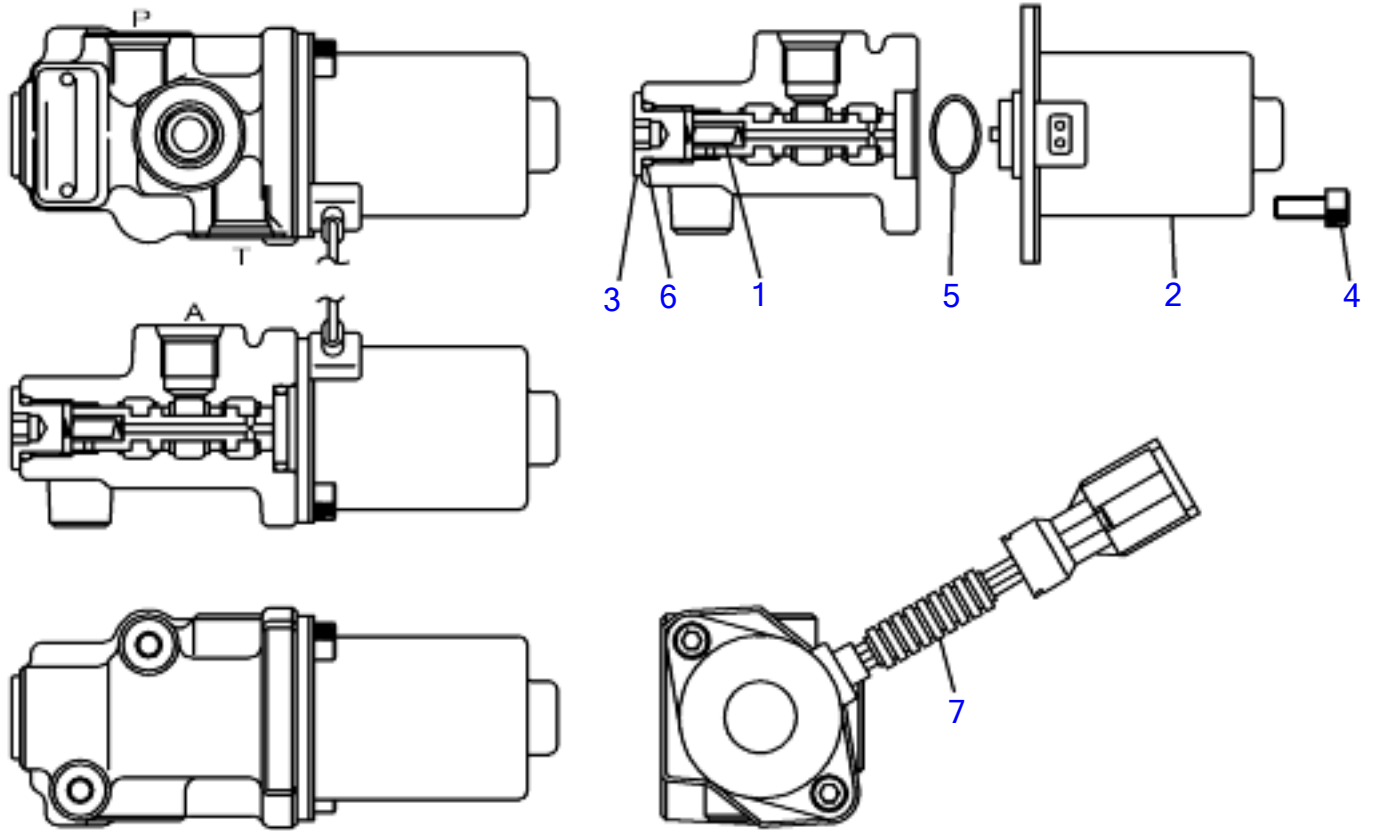


L5H040

S-free

SOLENOID VALVE; 1 BLOCKS (with 4th aux. Lines)

Item	Part number	Description	Q'ty	Chan.	Serial No.	Serv.	Remarks
0	1901748300	VALVE ASSY, solenoid (1-blocks)	1				
1	1901748301	▪ COIL	1				
2	1901748320	▪ NUT ASSY	1				
3	1901748321	▪ ▪ NUT	1				
4	1901748322	▪ ▪ O-RING	1				
5	1901748323	▪ ▪ O-RING	1				
6	1901748306	▪ TUBE KIT	1				
7	1901748307	▪ BODY	1				
8	1901748309	▪ SPRING	1				
9	1901748310	▪ PLUG	1				
	L3h541						

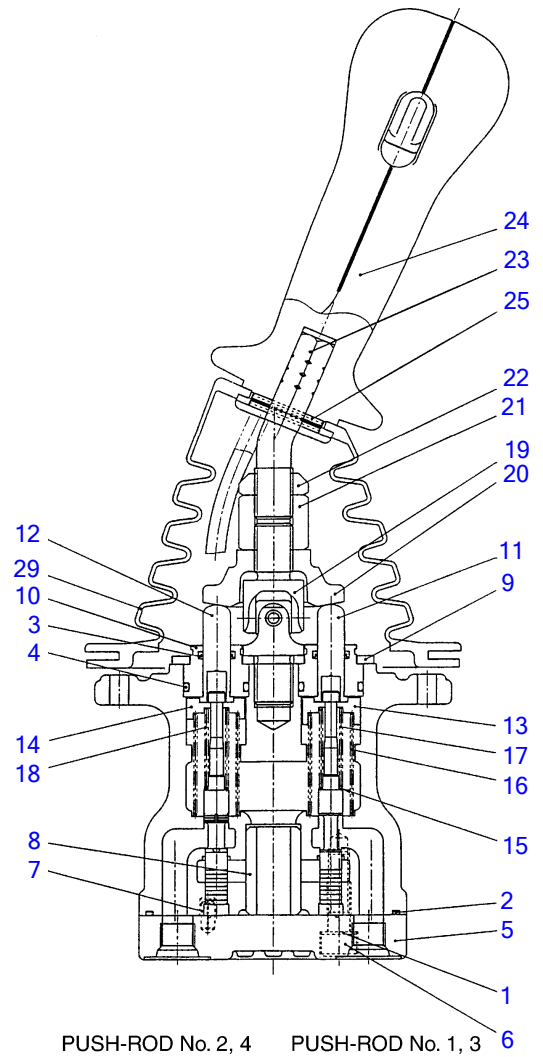
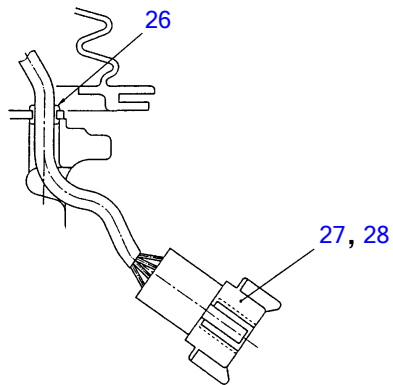
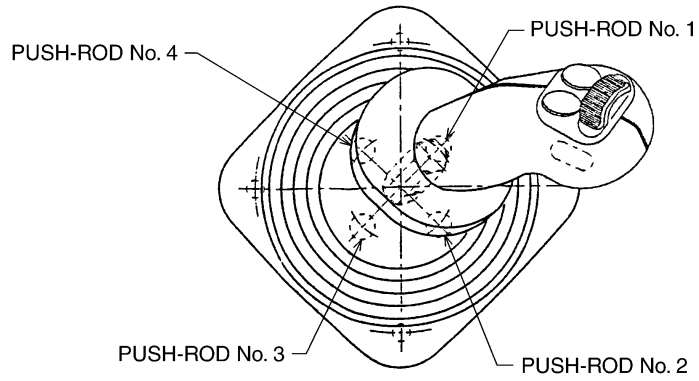


L3H350

SOLENOID VALVE 1 BLOCK (SERVICE HIGH FLOW)

Item	Part number	Description	Q'ty	Chan.	Serial No.	Serv.	Remarks
0	1901739600	SOLENOID VALVE ASST (1 BLOCK)	1				
1	1901734404	* SPRING	1				
2	1901738907	* SOLENOID	1				
3	1901738312	* PLUG	1				
4	1110040512	* CAP SCREW	2				
5	1420000160	* O-RING	1				
6	1420010110	* O-RING	1				
7	1901738919	* TUBE	1				
	L3H350						

TB1140 Book No. BN2Z001 S/N 51420001-
PILOT VALVE (R.H.)



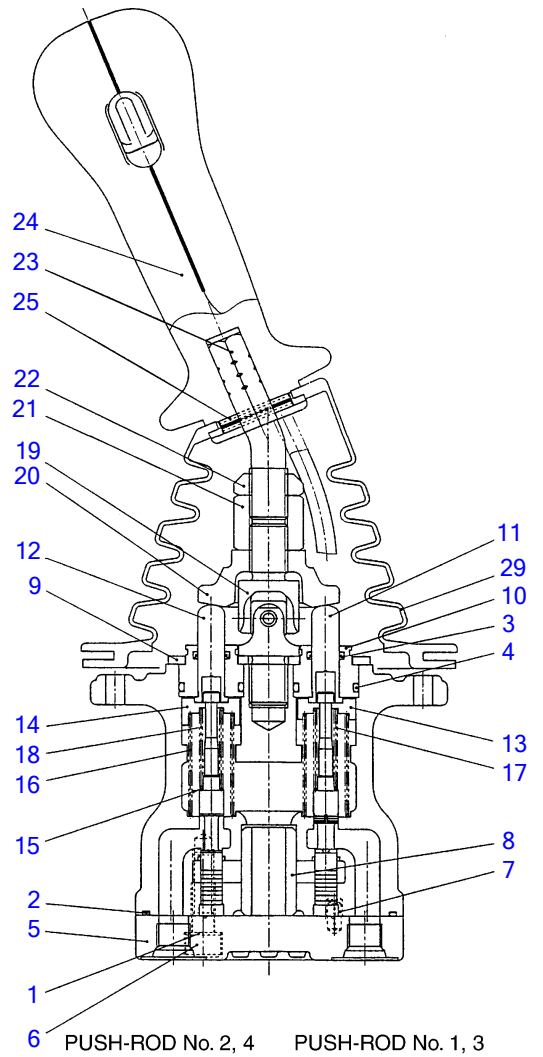
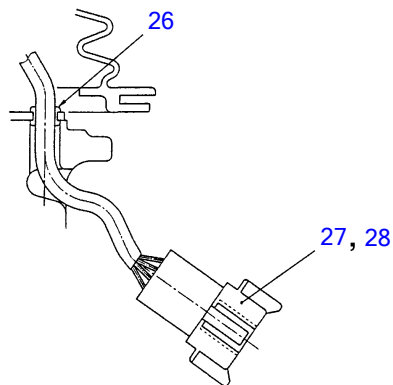
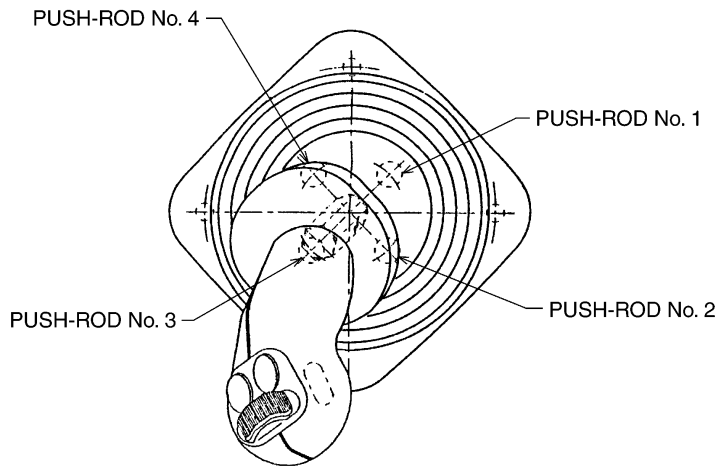
N0H070

S=free

PILOT VALVE (R.H.)

Item	Part number	Description	Q'ty	Chan.	Serial No.	Serv.	Remarks
0	1901743700	VALVE ASSY, pilot	1				RIGHT
0-1	1901743699	• KIT, seal	1				
1	X 1901715103	• • WASHER	2				
2	X 1420510850	• • O-RING	1				
3	X 1901710914	• • SEAL	4				
4	X 1420010200	• • O-RING	4				
5	1901743601	• PLATE	1				
6	1110020835	• SCREW, cap	2				
7	1213000510	• PIN, spring	1				
8	1901743606	• BUSHING	1				
9	1901735608	• PLATE	1				
10	1901710912	• PLUG	4				
11	1901719011	• ROD	2				
12	1901719012	• ROD	2				
13	1901743614	• HOLDER	2				
14	1901743615	• HOLDER	2				
15	1901710917	• WASHER	4				
16	1901743617	• SPRING	4				
17	1901743618	• SPRING	2				
18	1901743619	• SPRING	2				
19	1901720232	• JOINT	1				
20	1901743620	• PLATE	1				
21	1901735625	• NUT	1				
22	1901735626	• NUT	1				
23	1901740432	• LEVER	1				
24	1901740410	• HANDLE	1				
25	1213000528	• PIN, spring	1				
26	1901735630	• BUSHING	1				
27	1901740446	• RECEPTACLE	1				
28	1901740447	• WEDGE	1				
29	1901735632	• BOOT	1				
	N0h070						

TB1140 Book No. BN2Z001 S/N 51420001-
PILOT VALVE (L.H.)

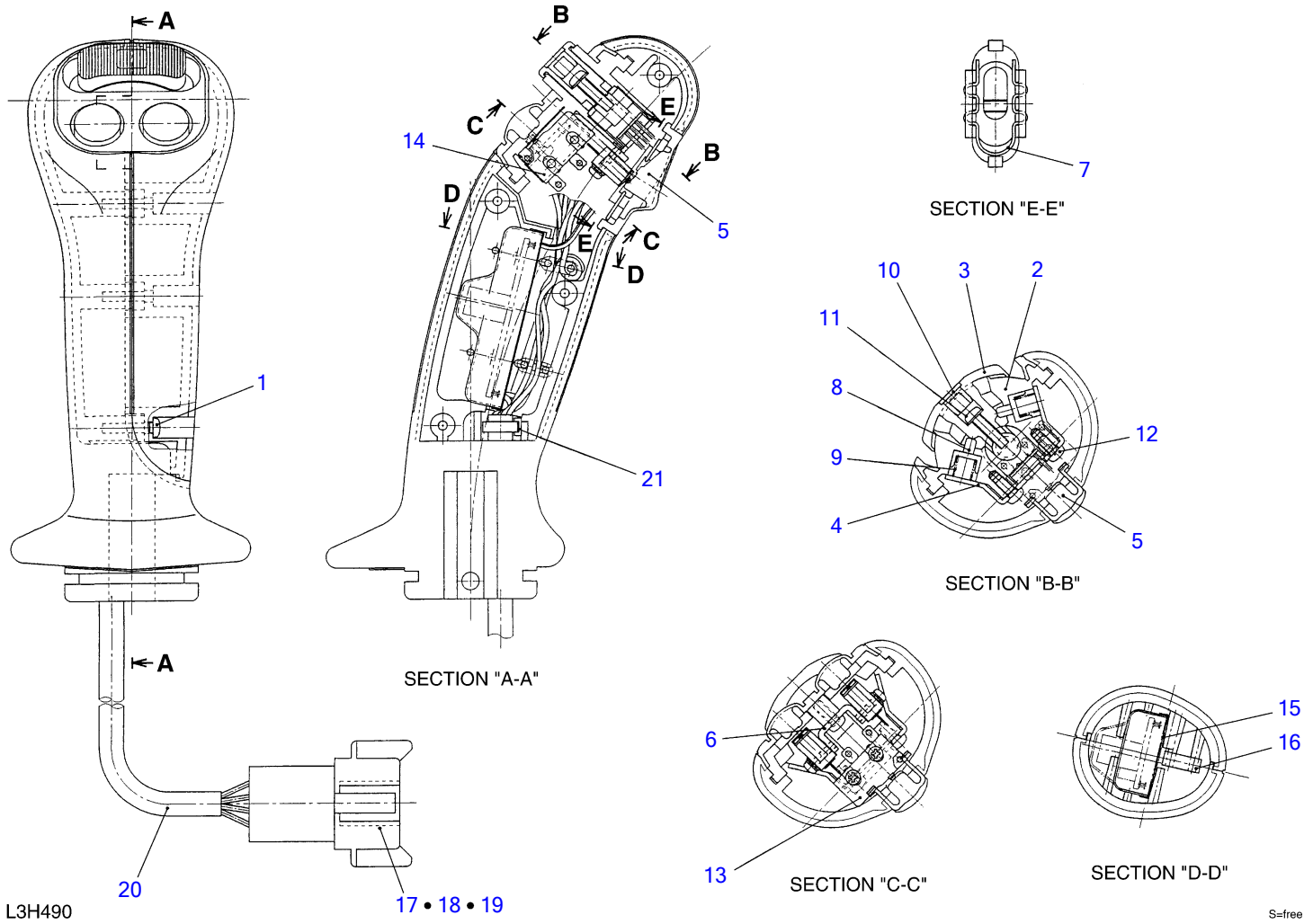


N0H080

S=free

PILOT VALVE (L.H.)

Item	Part number	Description	Q'ty	Chan.	Serial No.	Serv.	Remarks
0	1901743600	VALVE ASSY, pilot	1				LEFT
0-1	1901743699	• KIT, seal	1				
1	X 1901715103	• • WASHER	2				
2	X 1420510850	• • O-RING	1				
3	X 1901710914	• • SEAL	4				
4	X 1420010200	• • O-RING	4				
5	1901743601	• PLATE	1				
6	1110020835	• SCREW, cap	2				
7	1213000510	• PIN, spring	1				
8	1901743606	• BUSHING	1				
9	1901735608	• PLATE	1				
10	1901710912	• PLUG	4				
11	1901719011	• ROD	2				
12	1901719012	• ROD	2				
13	1901743614	• HOLDER	2				
14	1901743615	• HOLDER	2				
15	1901710917	• WASHER	4				
16	1901743617	• SPRING	4				
17	1901743618	• SPRING	2				
18	1901743619	• SPRING	2				
19	1901720232	• JOINT	1				
20	1901743620	• PLATE	1				
21	1901735625	• NUT	1				
22	1901735626	• NUT	1				
23	1901740432	• LEVER	1				
24	1901740410	• HANDLE	1				
25	1213000528	• PIN, spring	1				
26	1901735630	• BUSHING	1				
27	1901740446	• RECEPTACLE	1				
28	1901740447	• WEDGE	1				
29	1901735632	• BOOT	1				
	N0h080						

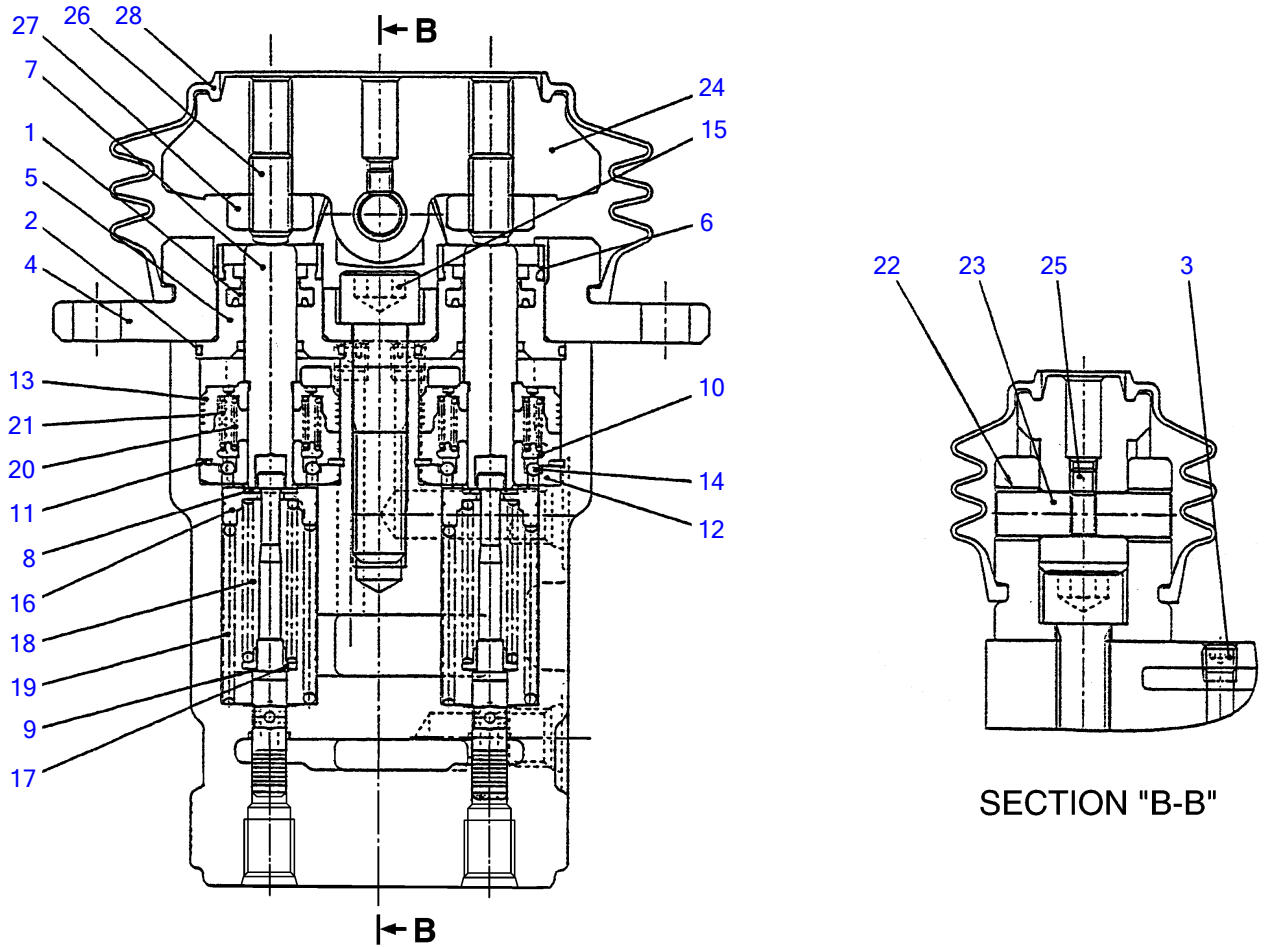


S-free

HANDLE (with slide switch)

Item	Part number	Description	Q'ty	Chan.	Serial No.	Serv.	Remarks
0	1901740410	HANDLE ASSY	1				
1	1122400312	• SCREW	4				
2	1901740417	• CASE	1				
3	1901740418	• CAM	1				
4	1901740401	• PLATE	1				
5	1901740402	• BUTTON	1				
6	1901740403	• BRACKET	1				
7	1901740404	• CLIP	1				
8	1901740405	• PISTON	2				
9	1901740406	• SPRING	2				
10	1901740407	• CAP	1				
11	1150010312	• SCREW	1				
12	1122400306	• SCREW	3				
13	1901740408	• SWITCH	1				
14	1901740409	• SWITCH	2				
15	1901740411	• COVER	1				
16	1901740412	• CAP	2				
17	1901740446	• RECEPTACLE	1				
18	1901740447	• WEDGE	1				
19	1901740413	• PIN	8				
20	1901740414	• PROTECTOR	1				
21	1901740415	• BAND	1				

L3h490

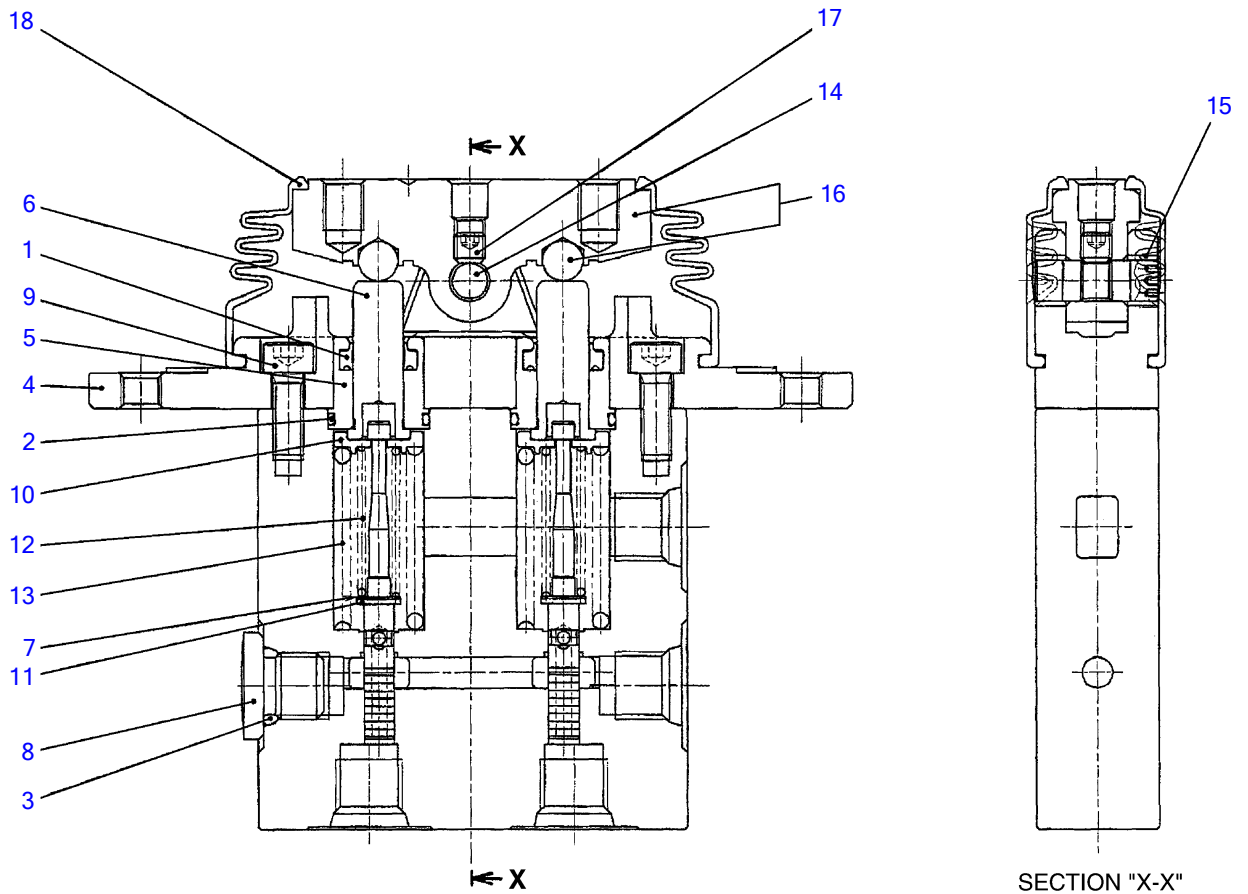


L3H360

S=free

REMOTE CONTROL VALVE (travel)

Item	Part number	Description	Q'ty	Chan.	Serial No.	Serv.	Remarks
0	1901743800	VALVE ASSY, remote-control	1				travel
0-1	1901743899	· KIT, seal	1				
1	X 1901733515	· · PACKING	4				
2	X 1420300025	· · O-RING	4				
3	1901738851	· PLUG	2				
4	1901733512	· COVER	2				
5	1901733513	· PLUG	4				
6	1901733514	· CUP	4				
7	1901733517	· ROD	4				
8	1901710915	· WASHER	8				
9	1901710917	· WASHER	4				
10	1901733520	· HOLDER	4				
11	1901733521	· RING	4				
12	1901733522	· BUSHING	4				
13	1901733523	· PISTON	4				
14	1390010030	· BALL, steel	12				
15	1110021255	· SCREW, cap	2				
16	1901733527	· HOLDER	4				
17	1901733528	· WASHER	4				
18	1901743820	· SPRING	4				
19	1901733530	· SPRING	4				
20	1901733531	· SPRING	4				
21	1901733532	· SPRING	4				
22	1333001010	· BUSHING	4				
23	1901725215	· SHAFT	2				
24	1901725216	· CAM	2				
25	1121040606	· SET-SCREW	2				
26	1901725218	· SET-SCREW	4				
27	1130250010	· NUT	4				
28	1901725220	· BOOT	2				
	N0h090						



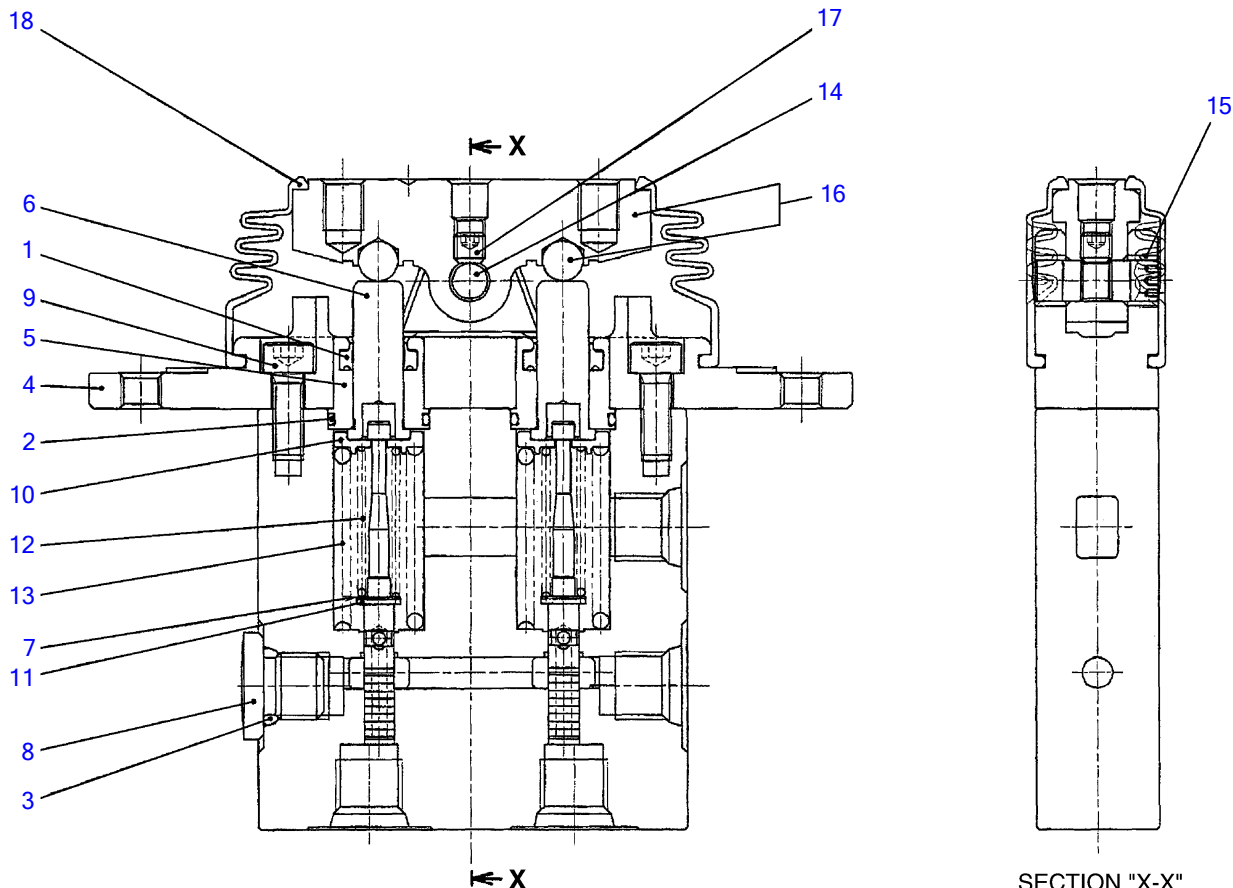
N2H010

S=FREE

REMOTE CONTROL VALVE (swing)

Item	Part number	Description	Q'ty	Chan.	Serial No.	Serv.	Remarks
0	1901735000	VALVE ASSY, remote-control	1				swing
0-1	1901745499	· KIT, seal	1				
1	X 1901745404	· · PACKING	2				
2	X 1420300017	· · O-RING	2				
3	X 1420010110	· · O-RING	1				
4	1901745402	· COVER	1				
5	1901745403	· PLUG	2				
6	1901745406	· ROD	2				
7	1901745407	· SHIM	2				
8	1501750002	· PLUG	1				
	1420010110	· · O-RING	1				
9	1110020616	· SCREW, cap	2				
10	1901745412	· HOLDER	2				
11	1901745413	· WASHER	2				
12	1901745414	· SPRING	2				
13	1901735015	· SPRING	2				
14	1901735016	· SHAFT	1				
15	1901745417	· BUSHING	2				
16	1901735018	· CAM ASSY	1				
17	1121040606	· SET-SCREW	1				
18	1901735001	· BOOT	1				
	N2h010						

TB1140 Book No. BN2Z001 S/N 51420001-
REMOTE CONTROL VALVE (dozer blade)



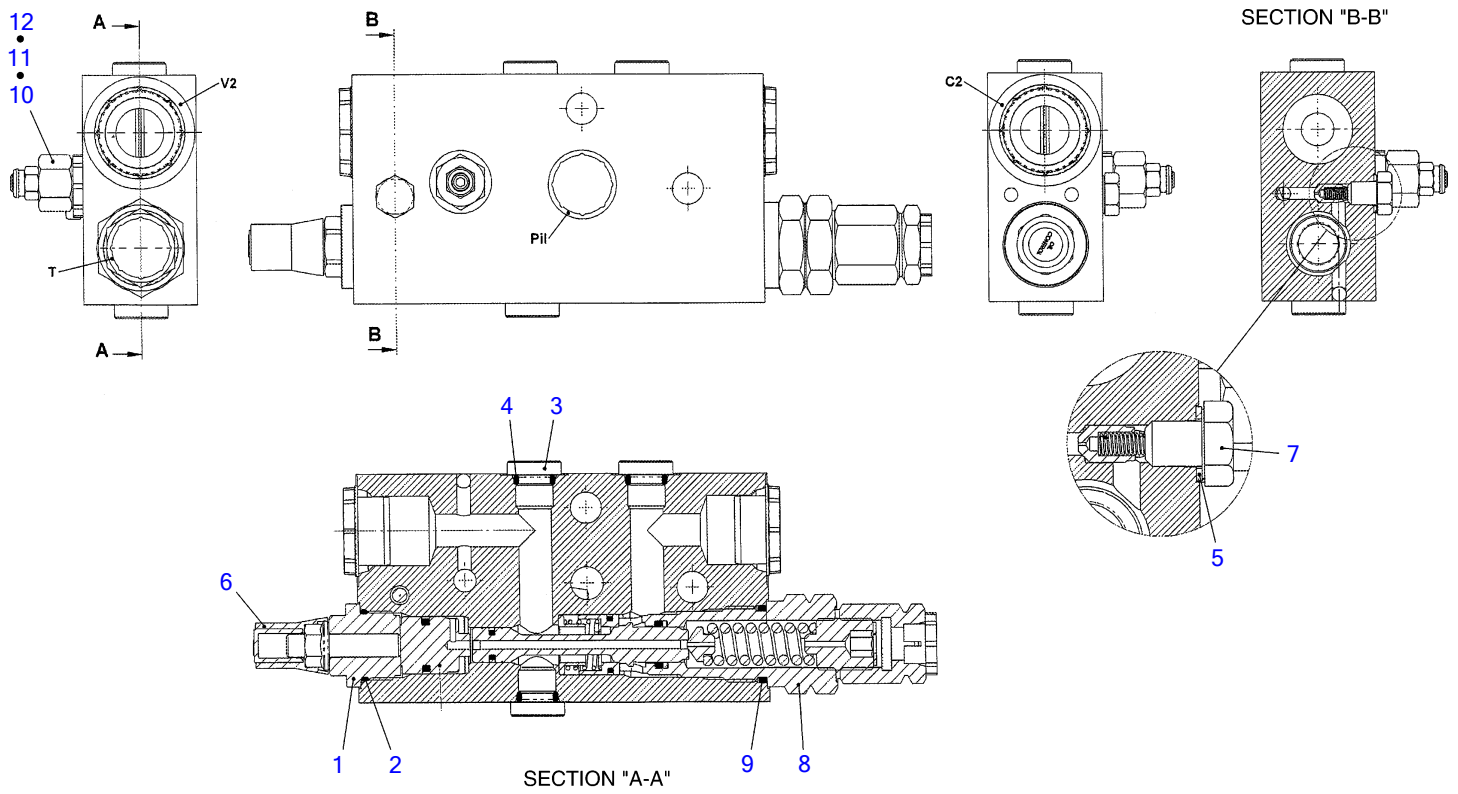
N2H020

S=FREE

REMOTE CONTROL VALVE (dozer blade)

Item	Part number	Description	Q'ty	Chan.	Serial No.	Serv.	Remarks
0	1901745400	VALVE ASSY, remote-control	1				blade
0-1	1901745499	• KIT, seal	1				
1	X 1901745404	• • PACKING	2				
2	X 1420300017	• • O-RING	2				
3	X 1420010110	• • O-RING	1				
4	1901745402	• COVER	1				
5	1901745403	• PLUG	2				
6	1901745406	• ROD	2				
7	1901745407	• SHIM	2				
8	1501750002	• PLUG	1				
	1420010110	• • O-RING	1				
9	1110020616	• SCREW, cap	2				
10	1901745412	• HOLDER	2				
11	1901745413	• WASHER	2				
12	1901745414	• SPRING	2				
13	1901745415	• SPRING	2				
14	1901735016	• SHAFT	1				
15	1901745417	• BUSHING	2				
16	1901735018	• CAM ASSY	1				
17	1121040606	• SET-SCREW	1				
18	1901735001	• BOOT	1				
	N2h020						

TB1140 Book No. BN2Z001 S/N 51420001-
SHUT-OFF VALVE (right boom)



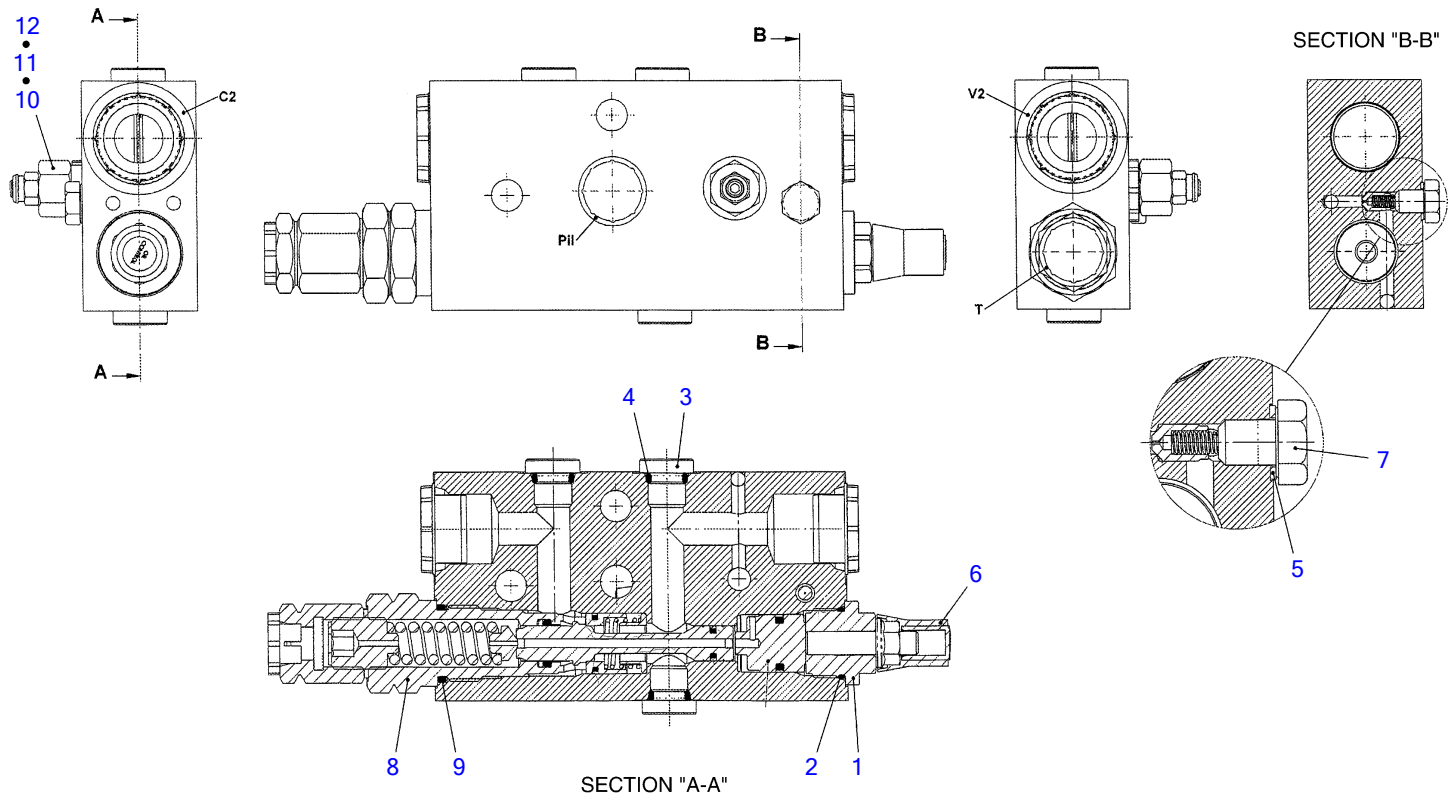
N0H400

S-free

SHUT-OFF VALVE (right boom)

Item	Part number	Description	Q'ty	Chan.	Serial No.	Serv.	Remarks
0	1901747600	VALVE ASSY, shut-off	1				right boom
1	1901747510	• PLUG ASSY	1				
2	1901747601	• • O-RING	1				
3	1901744305	• PLUG ASSY	3				
4	1420010110	• • O-RING	1				
5	1901746206	• SEAL	1				
6	1901746201	• CAP	1				
7	1901746207	• BOLT	1				
8	1901747603	• VALVE ASSY, check	1				
9	1901747512	• • O-RING	1				
10	1901747602	• VALVE ASSY, relief	1				
11	1901746208	• • RING, back-up	1				
12	1901746211	• • O-RING	1				
	N0h400						

TB1140 Book No. BN2Z001 S/N 51420001-
SHUT-OFF VALVE (left boom)

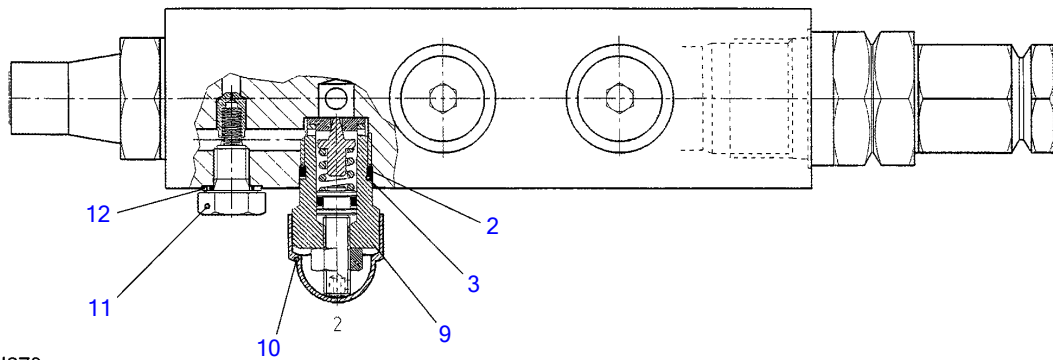
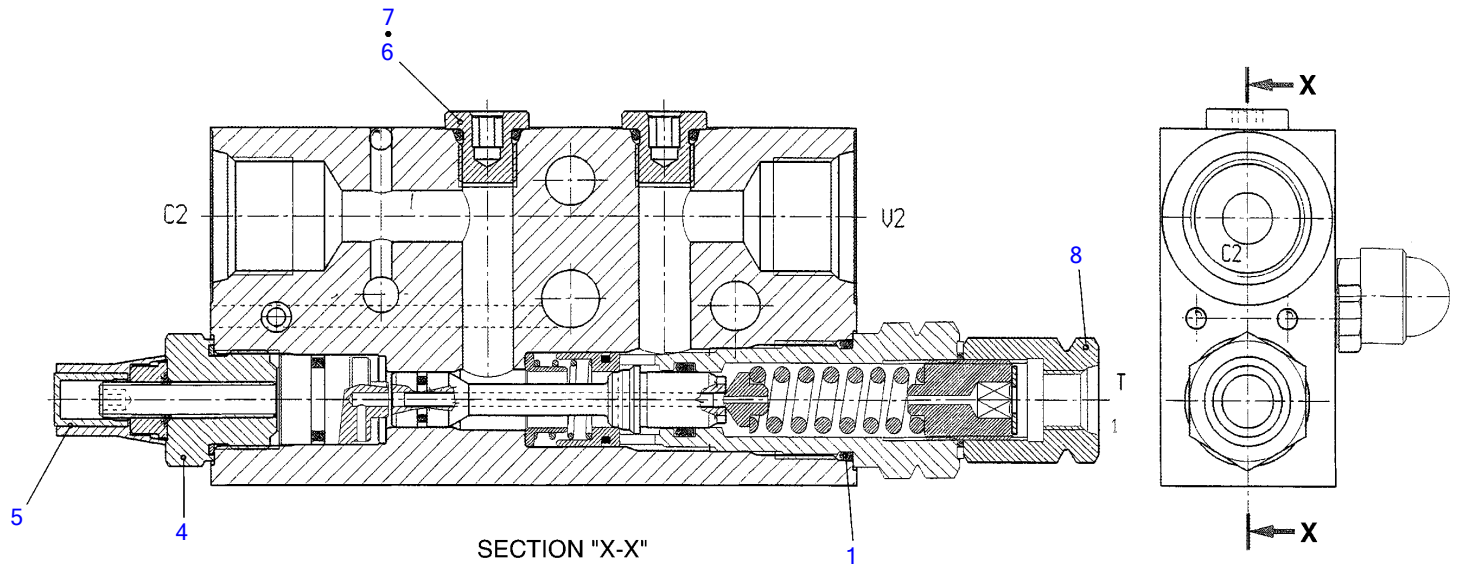


N0H410

S-free

SHUT-OFF VALVE (left boom)

Item	Part number	Description	Q'ty	Chan.	Serial No.	Serv.	Remarks
	1901747700	VALVE ASSY, shut-off	1				left boom
1	1901747510	• PLUG ASSY	1				
2	1901747601	• • O-RING	1				
3	1901744305	• PLUG ASSY	3				
4	1420010110	• • O-RING	1				
5	1901746206	• SEAL	1				
6	1901746201	• CAP	1				
7	1901746207	• BOLT	1				
8	1901747603	• VALVE ASSY, check	1				
9	1901747512	• • O-RING	1				
10	1901747602	• VALVE ASSY, relief	1				
11	1901746208	• • RING, back-up	1				
12	1901746211	• • O-RING	1				
	N0h410						



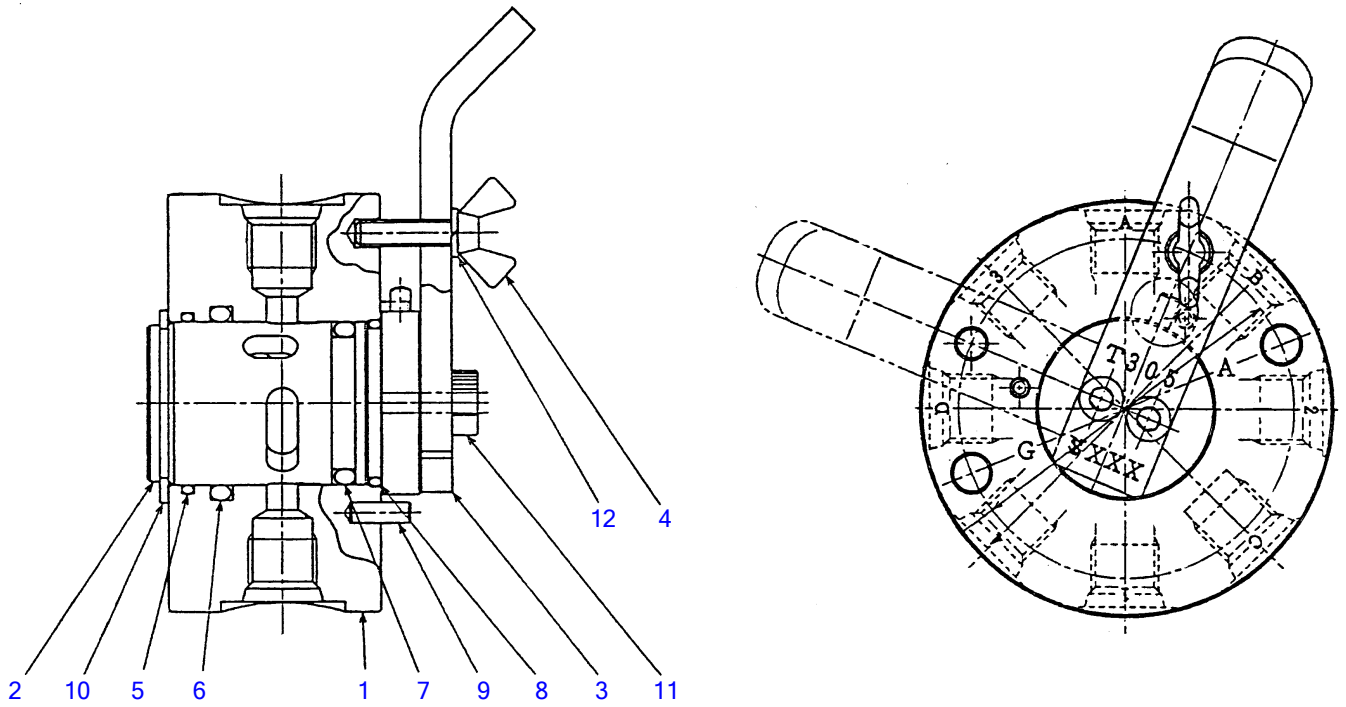
N0H370

S=FREE

SHUT-OFF VALVE (arm)

Item	Part number	Description	Q'ty	Chan.	Serial No.	Serv.	Remarks
0	1901744400	VALVE ASSY, shut-off	1				arm
0-1	1901744499	• KIT, seal	1				
1	1420300118	• • O-RING	1				
2	1420300014	• • O-RING	1				
3	1901742911	• • RING, back-up	1				
4	1901742902	• PLUG KIT	1				
5	1901742901	• CAP	1				
6	1901744305	• PLUG ASSY	2				
7	1420010110	• • O-RING	1				
8	1901744404	• VALVE, relief	1				
9	1901742909	• PLUG	1				
10	1901742910	• CAP	1				
11	1901742907	• SCREW	1				
12	1901742906	• SEAL	1				
	N0h370						

TB1140 Book No. BN2Z001 S/N 51420001-
SELECTOR VALVE (A-G pattern)



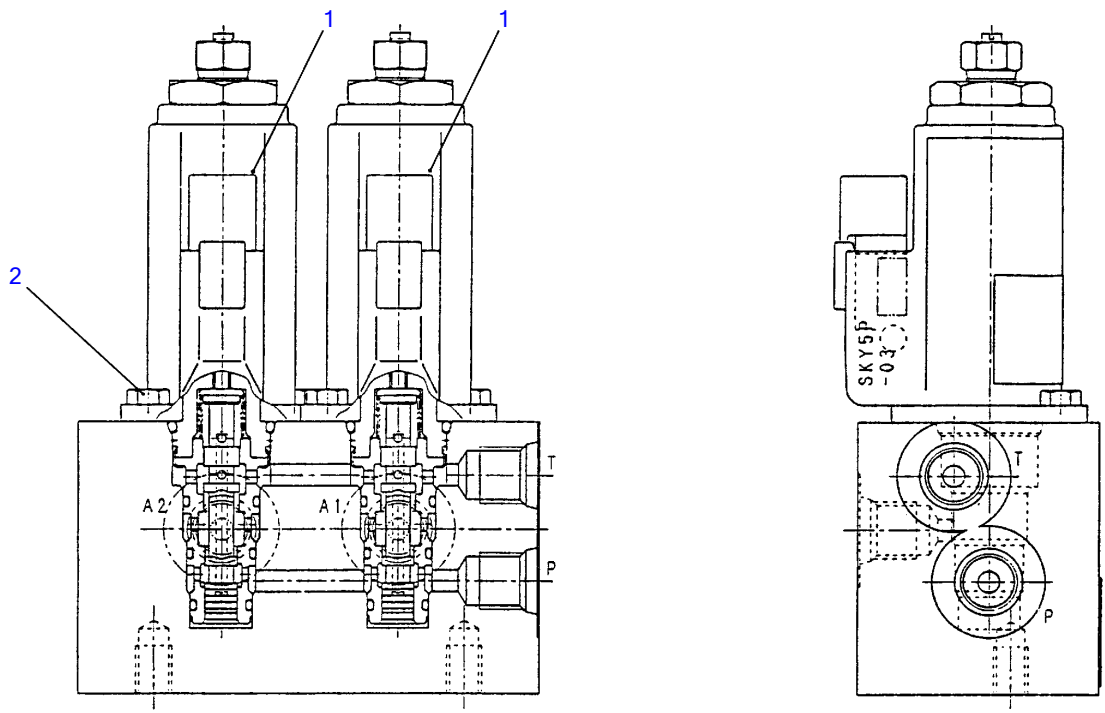
C4H180

S=FREE

SELECTOR VALVE (A-G pattern)

Item	Part number	Description	Q'ty	Chan.	Serial No.	Serv.	Remarks
0	1901730500	VALVE ASSY, selector	1				
1	1901730501	▪ BODY	1				
2	1901730502	▪ ROTOR	1				
3	1901730503	▪ LEVER	1				
4	1901730504	▪ BOLT	1				
5	1901730505	▪ O-RING	1				
6	1901730506	▪ O-RING	1				
7	1901730507	▪ O-RING	1				
8	1901730508	▪ O-RING	1				
9	1213000412	▪ PIN, spring	3				
10	1220000030	▪ RING, snap	1				
11	1110050514	▪ SCREW, cap	2				
12	1140010005	▪ WASHER, spring	1				
	C4h180						

TB1140 Book No. BN2Z001 S/N 51420001-
ELECTRICAL PROPORTION VALVE



W2H140

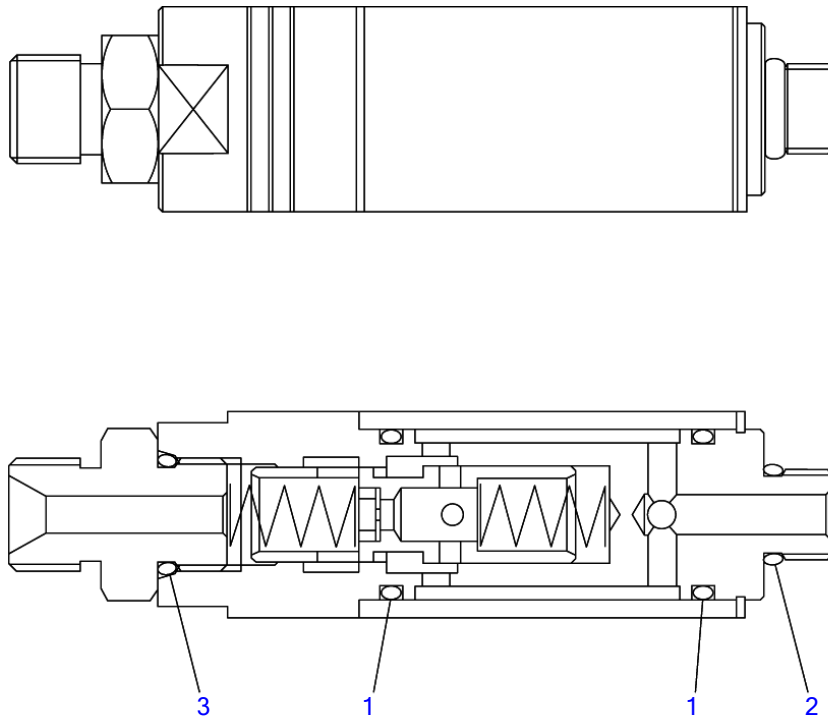
S=FREE

ELECTRICAL PROPORTION VALVE

Item	Part number	Description	Q'ty	Chan.	Serial No.	Serv.	Remarks
0	1901738500	VALVE, proportional	1				
1	1901738560	• VALVE ASSY, proportional	2				
2	1100050512	• BOLT	4				

W2h140

TB1140 Book No. BN2Z001 S/N 51420001-
SHOCK-LESS VALVE (boom)



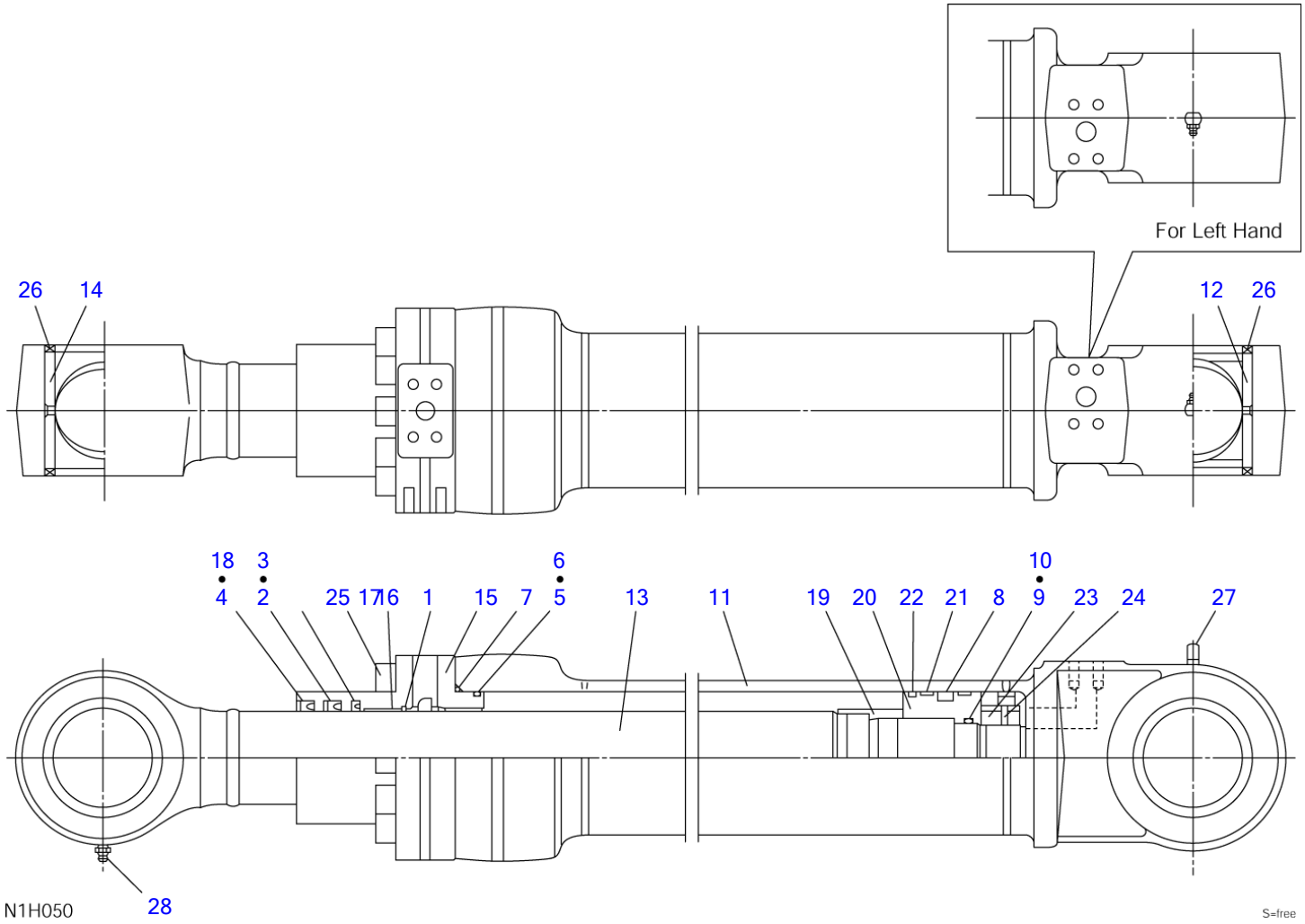
N0H141

S=free

SHOCK-LESS VALVE (boom)

Item	Part number	Description	Q'ty	Chan.	Serial No.	Serv.	Remarks
0	1901744700	VALVE ASSY	1				boom
1	1420000210	• O-RING	2				
2	1420010110	• O-RING	1				
3	1420010140	• O-RING	1				
	N0h140						

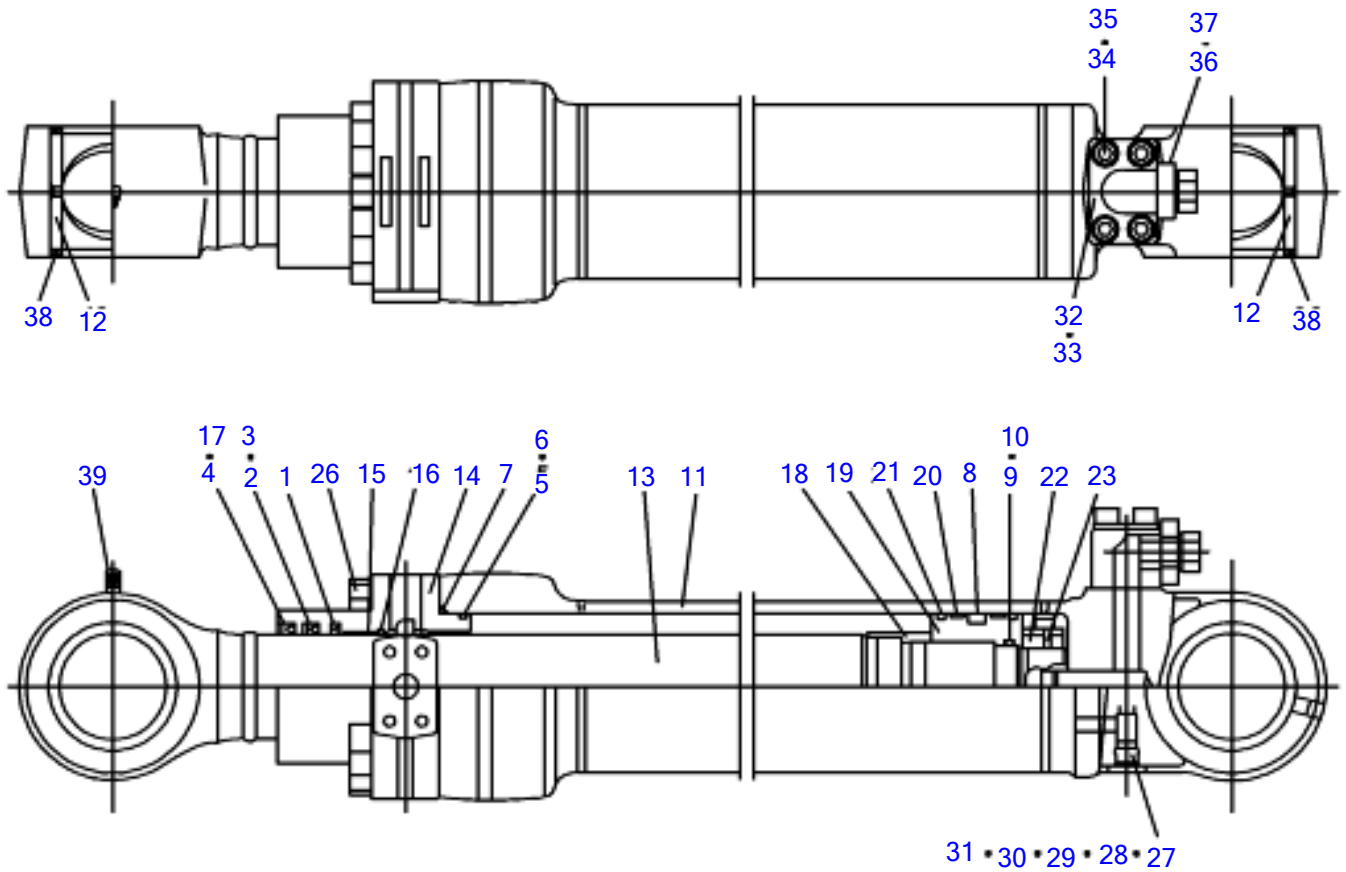
TB1140 Book No. BN2Z001 S/N 51420001-
BOOM CYLINDER



BOOM CYLINDER

Item	Part number	Description	Q'ty	Chan.	Serial No.	Serv.	Remarks
0	1900098100	CYLINDER, boom (R.H.)	1				
	1900098200	CYLINDER, boom (L.H.)	1				
0-1	1900098199	• KIT, seal	1				
1	X 1900098135	• • SEAL	1				
2	X 1900098132	• • PACKING	1				
3	X 1900098133	• • RING, back-up	1				
4	X 1900098136	• • SEAL, dust	1				
5	X 1420110950	• • O-RING	1				
6	X 1900098128	• • RING, back-up	1				
7	X 1420111000	• • O-RING	1				
8	X 1900098134	• • PACKING, piston	1				
9	X 1900098137	• • O-RING	1				
10	X 1900098138	• • RING, back-up	2				
11	1900098107	• TUBE ASSY (R.H.)	1				
	1900098207	• TUBE ASSY (L.H.)	1				
12	0002400079	• BUSHING	1				
13	1900098101	• ROD ASSY	1				
14	1900098113	• BUSHING	1				
15	1900098103	• COVER, rod	1				
16	1900098102	• BUSHING	1				
17	1225620078	• RING, retaining	1				
18	1225620086	• RING, retaining	1				
19	1900098116	• BEARING, cushion	1				
20	1900098106	• PISTON	1				
21	1900098126	• RING, wear	2				
22	1900098117	• RING, dust	1				
23	1900098109	• NUT	1				
24	1121050816	• SET-SCREW	1				
25	1110021465	• SCREW, cap	10				
26	1900098140	• SEAL, dust	4				
27	1560001900	• FITTING, grease	1				
28	1560001000	• FITTING, grease	1				
	N1h050						

TB1140 Book No. BN2Z001 S/N 51420001-
ARM CYLINDER



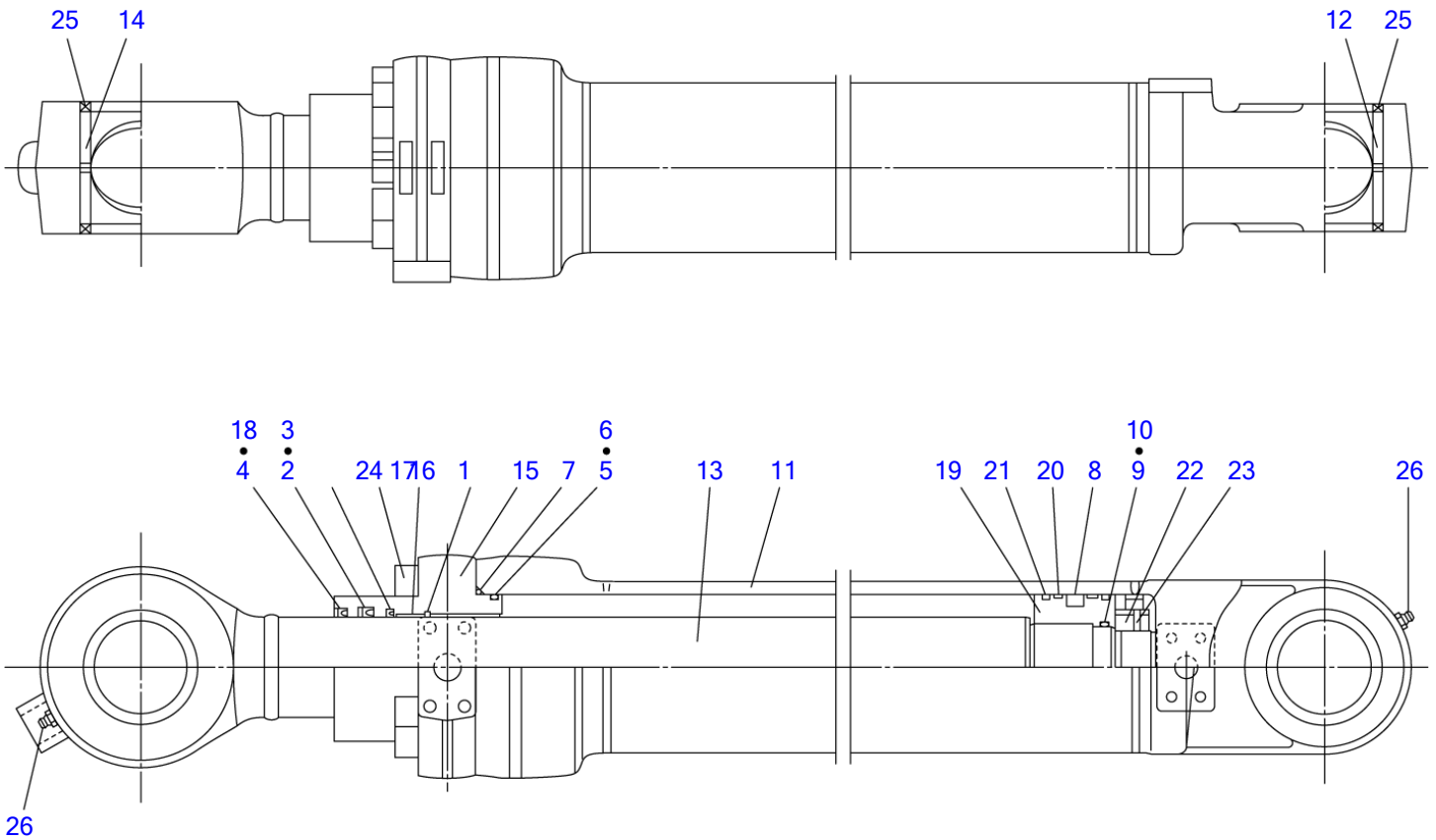
N2H080

2/8mm

ARM CYLINDER

Item	Part number	Description	Q'ty	Chan.	Serial No.	Serv.	Remarks
0	1900098300	CYLINDER, arm	1				
0-1	1900098399	• KIT, seal	1				
1	X 1900098335	• • SEAL	1				
2	X 1900098332	• • PACKING	1				
3	X 1900098327	• • RING, back-up	1				
4	X 1900098336	• • SEAL, dust	1				
5	X 1420111050	• • O-RING	1				
6	X 1421121050	• • RING, back-up	1				
7	X 1420111100	• • O-RING	1				
8	X 1900098334	• • PACKING, piston	1				
9	X 1900098337	• • O-RING	1				
10	X 1900098338	• • RING, back-up	2				
11	1900098307	• TUBE ASSY	1				
12	1900098302	• BUSHING	2				
13	1900098397	• ROD ASSY	1				
14	1900098303	• COVER, rod	1				
15	1900098320	• BUSHING	1				
16	1225620086	• RING, retaining	1				
17	1225620097	• RING, retaining	1				
18	1900098316	• RING, cushion	1				
19	1900098306	• PISTON	1				
20	1900098330	• RING, wear	1				
21	1900098317	• RING, dust	2				
22	1900098309	• NUT	1				
23	1121050816	• SET-SCREW	1				
26	1110041470	• SCREW, cap	14				
27	1900098328	• VALVE, check	1				
28	1900098311	• SPRING	1				
29	1900098312	• SUPPORT	1				
30	1420010140	• O-RING	1				
31	1501810003	• PLUG	1				
32	1900098333	• FLANGE	1				
33	1420010280	• O-RING	1				
34	1140020012	• WASHER, spring	4				
35	1110041265	• SCREW, cap	4				
36	1900098340	• ADAPTOR	1				
37	1420010240	• O-RING	1				
38	1900098339	• SEAL, dust	4				
39	1560001900	• FITTING, grease	1				
	N2H080						

TB1140 Book No. BN2Z001 S/N 51420001-
BUCKET CYLINDER



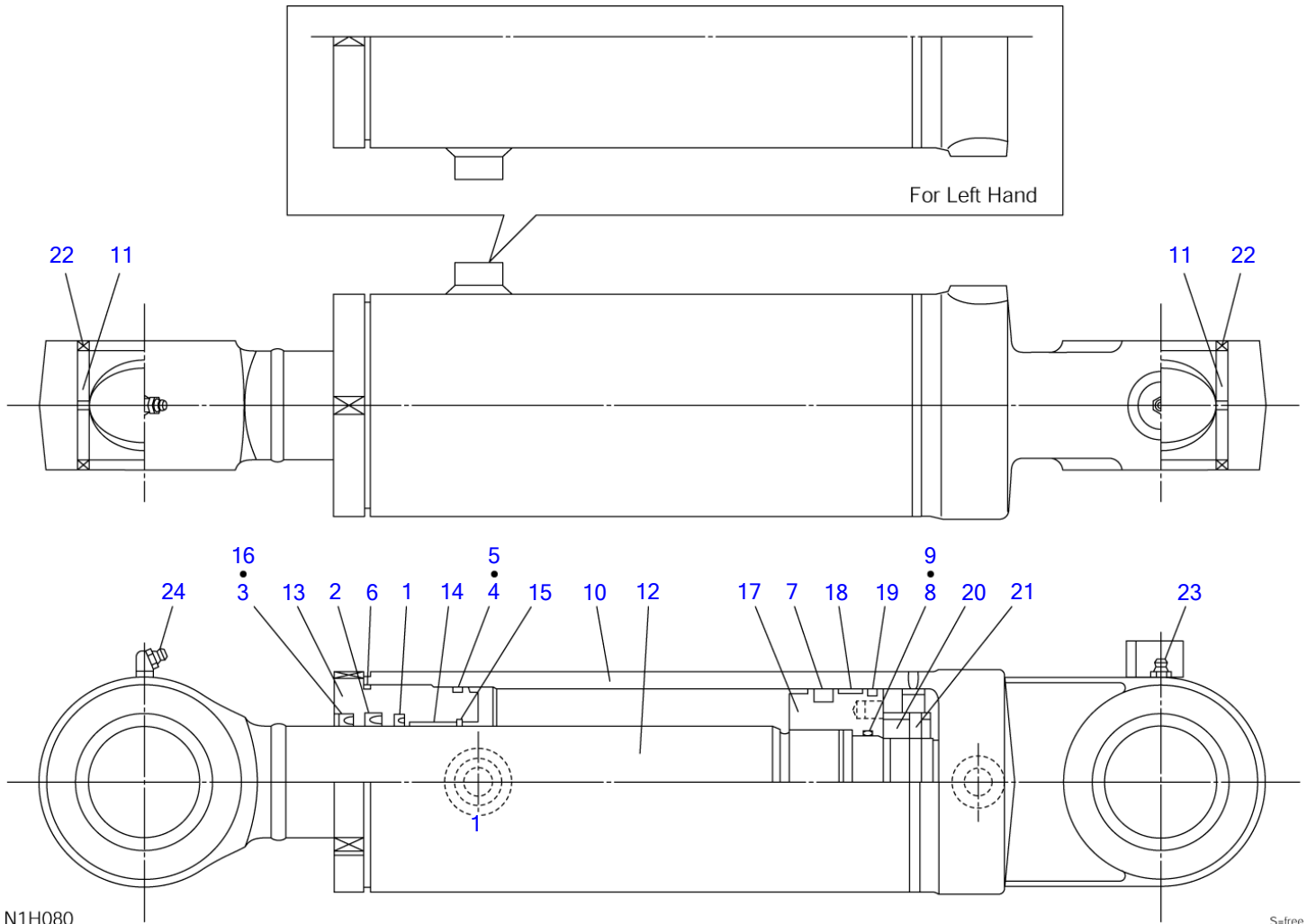
N1H070

S-free

BUCKET CYLINDER

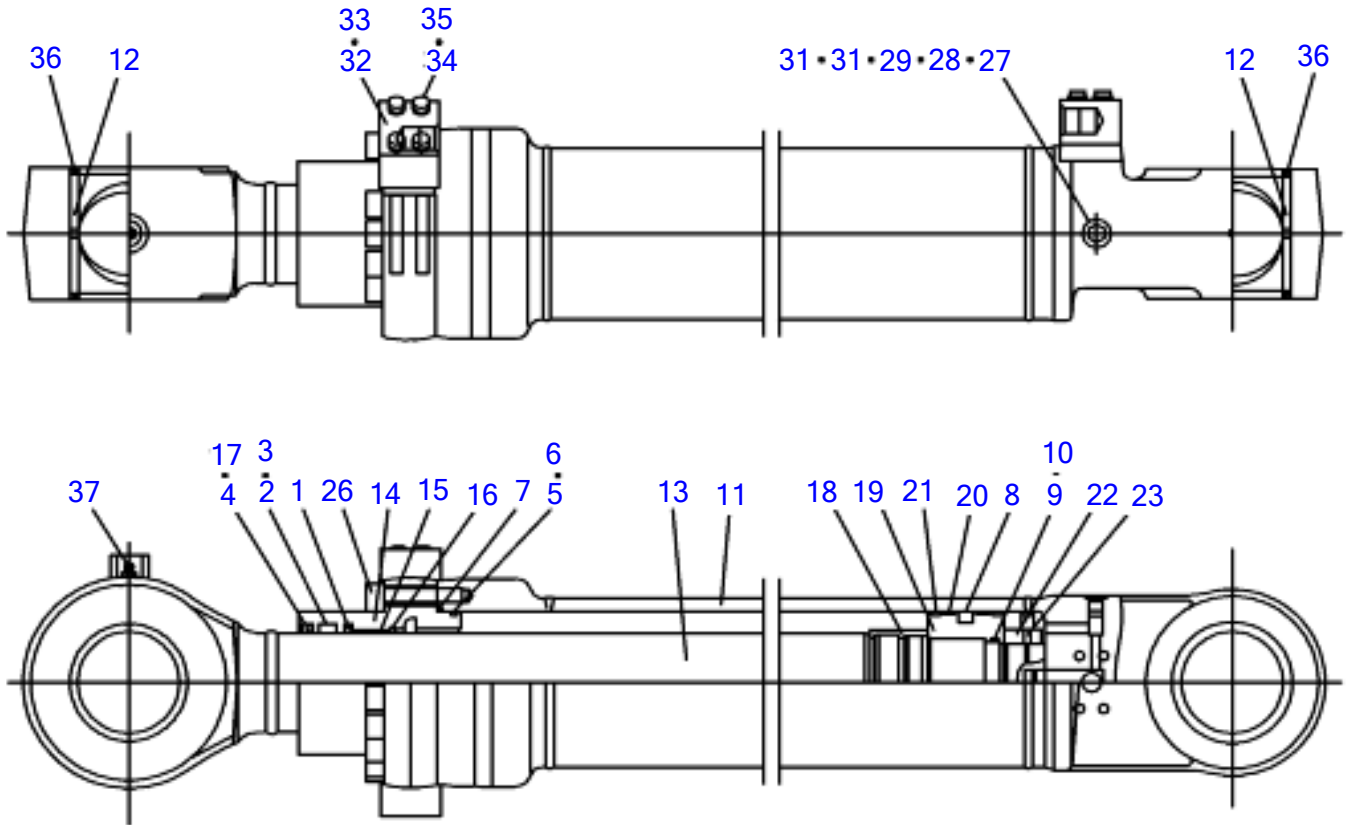
Item	Part number	Description	Q'ty	Chan.	Serial No.	Serv.	Remarks
0	1900098400	CYLINDER, bucket	1				
0-1	1900098499	• KIT, seal	1				
1	X 1900098135	• • SEAL	1				
2	X 1900098132	• • PACKING	1				
3	X 1900098127	• • RING, back-up	1				
4	X 1900098136	• • SEAL, dust	1				
5	X 1420110950	• • O-RING	1				
6	X 1900098128	• • RING, back-up	1				
7	X 1420111000	• • O-RING	1				
8	X 1900098134	• • PACKING, piston	1				
9	X 1900098437	• • O-RING	1				
10	X 1900098438	• • RING, back-up	2				
11	1900098407	• TUBE ASSY	1				
12	1900098402	• BUSHING	1				
13	1900098401	• ROD ASSY	1				
14	1900098420	• BUSHING	1				
15	1900098403	• COVER, rod	1				
16	1900098102	• BUSHING	1				
17	1225620078	• RING, retaining	1				
18	1225620086	• RING, retaining	1				
19	1900098406	• PISTON	1				
20	1900098126	• RING, wear	2				
21	1900098117	• RING, dust	2				
22	1900098109	• NUT	1				
23	1121050816	• SET-SCREW	1				
24	1110021465	• SCREW, cap	10				
25	1900098440	• SEAL, dust	4				
26	1560001000	• FITTING, grease	2				
	N1h070						

TB1140 Book No. BN2Z001 S/N 51420001-
DOZER BLADE CYLINDER



DOZER BLADE CYLINDER

Item	Part number	Description	Q'ty	Chan.	Serial No.	Serv.	Remarks
0	1900098600	CYLINDER, dozer blade (R.H.)	1				
	1900098700	CYLINDER, dozer blade (L.H.)	1				
0-1	1900098699	• KIT, seal	1				
1	X 1900098635	• • SEAL	1				
2	X 1900098632	• • PACKING	1				
3	X 1900098136	• • SEAL, dust	1				
4	X 1420111100	• • O-RING	1				
5	X 1900098628	• • RING, back-up	1				
6	X 1420111150	• • O-RING	1				
7	X 1900098634	• • PACKING, piston	1				
8	X 1900098637	• • O-RING	1				
9	X 1900098638	• • RING, back-up	2				
10	1900098607	• TUBE ASSY (R.H.)	1				
	1900098707	• TUBE ASSY (L.H.)	1				
11	1900098602	• BUSHING	2				
12	1900098601	• ROD ASSY	1				
13	1900098603	• COVER, rod	1				
14	1900098102	• BUSHING	1				
15	1225620078	• RING, retaining	1				
16	1225620086	• RING, retaining	1				
17	1900098606	• PISTON	1				
18	1900098626	• RING, wear	1				
19	1900098617	• RING, dust	1				
20	1900098609	• NUT	1				
21	1121050816	• SET-SCREW	1				
22	1900098640	• SEAL, dust	4				
23	1560001000	• FITTING, grease	1				
24	1560001675	• FITTING, grease	1				
	N1h080						



N2H090

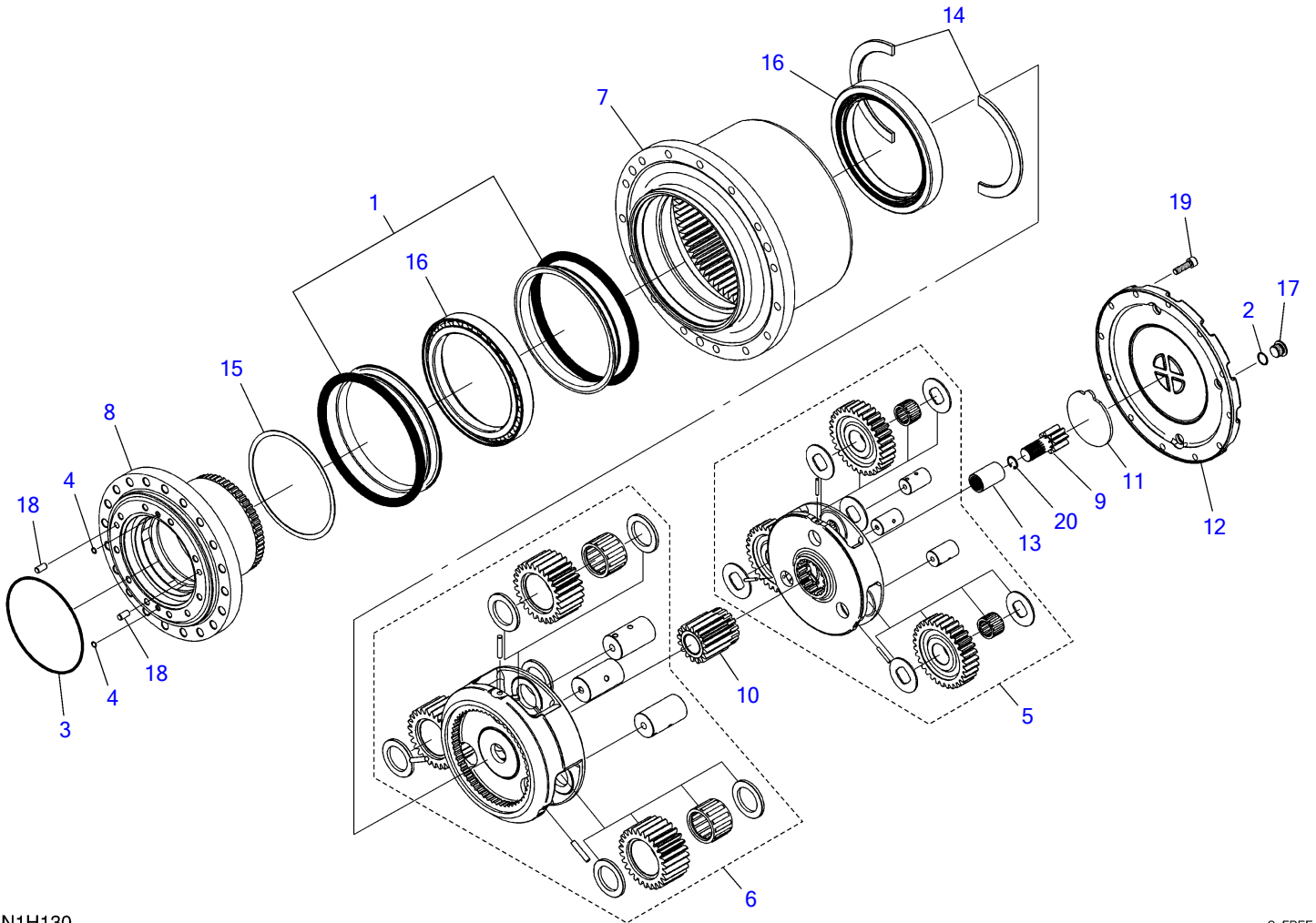
27/8/00

SWING CYLINDER

Item	Part number	Description	Q'ty	Chan.	Serial No.	Serv.	Remarks
0	1900098500	CYLINDER, swing	1				
0-1	1900098599	• KIT, seal	1				
1	X 1900098535	• • SEAL	1				
2	X 1900098532	• • PACKING	1				
3	X 1900098527	• • RING, back-up	1				
4	X 1900098536	• • SEAL, dust	1				
5	X 1420111350	• • O-RING	1				
6	X 1900098528	• • RING, back-up	1				
7	X 1420300160	• • O-RING	1				
8	X 1900098534	• • PACKING, piston	1				
9	X 1420110700	• • O-RING	1				
10	X 1900098538	• • RING, back-up	2				
11	1900098507	• TUBE ASSY	1				
12	1900098502	• BUSHING	2				
13	1900098597	• ROD ASSY	1				
14	1900098503	• COVER, rod	1				
15	1900098520	• BUSHING	1				
16	1225620097	• RING, retaining	1				
17	1225620107	• RING, retaining	1				
18	1900098516	• RING, cushion	1				
19	1900098506	• PISTON	1				
20	1900098526	• RING, wear	2				
21	1900098517	• RING, slide	2				
22	1900098509	• NUT	1				
23	1121050816	• SET-SCREW	1				
26	1110041680	• SCREW, cap	14				
27	1900098328	• VALVE, check	1				
28	1900098311	• SPRING	1				
29	1900098312	• SUPPORT	1				
30	1420010140	• O-RING	1				
31	1501810003	• PLUG	1				
32	1900098533	• BLOCK	2				
33	1420010280	• O-RING	2				
34	1140020010	• WASHER, spring	8				
35	1110021050	• SCREW, cap	8				
36	1900098539	• SEAL, dust	4				
37	1560001000	• FITTING, grease	1				

N2H090

TB1140 Book No. BN2Z001 S/N 51420001-
TRAVEL MOTOR (1/3) (reduction sec.)



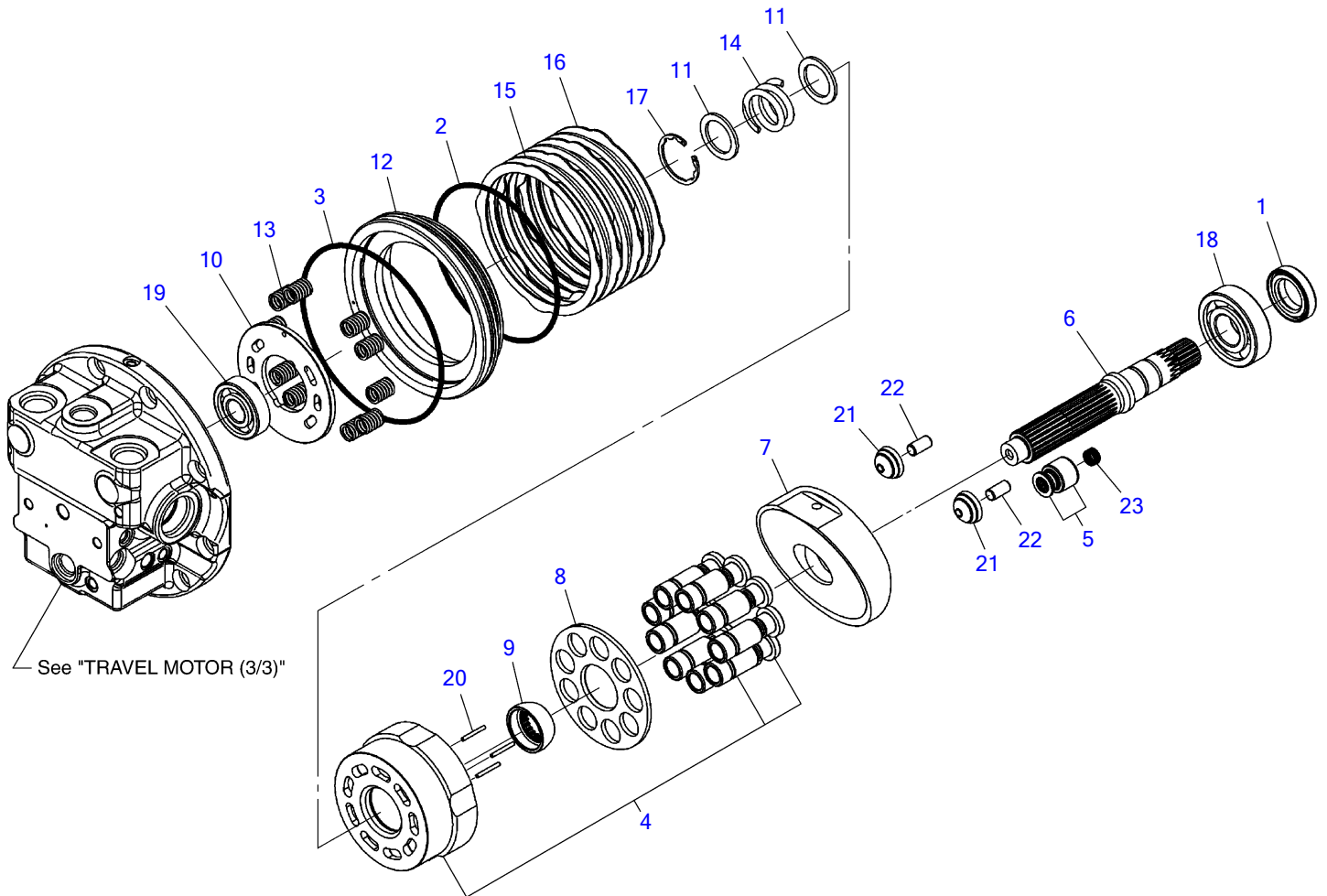
N1H130

S=FREE

TRAVEL MOTOR (1/3) (reduction sec.)

Item	Part number	Description	Q'ty	Chan.	Serial No.	Serv.	Remarks
0	1903126000	MOTOR ASSY, travel	1				
0-1	X *****	• REDUCTION ASSY	1				X19129-08400
0-2	1912908499	• • KIT, seal	1				
1	X 1912908401	• • • SEAL KIT, floating	1				
2	X 1420010180	• • • O-RING	3				
3	X 1420300261	• • • O-RING	1				
4	X 1420010070	• • • O-RING	2				
5	1912908498	• • CARRIER KIT (1)	1				
6	1912908489	• • CARRIER KIT (2)	1				
7	1912908402	• • HUB	1				
8	1912908403	• • SPINDLE	1				
9	1912908404	• • GEAR, sun	1				
10	1912908405	• • GEAR, sun	1				
11	1912908406	• • PLATE, thrust	1				
12	1912908407	• • COVER	1				
13	1912908408	• • COUPLING	1				
14	1912908409	• • WASHER, lock	2				
15	1912908410	• • SHIM SET	1				
16	1912908411	• • BEARING	2				
17	1912908412	• • PLUG	3				
18	1912908413	• • PIN, parallel	2				
19	1110021035	• • SCREW, cap	12				
20	1221000022	• • RING, retaining	1				
	N1h130						

TB1140 Book No. BN2Z001 S/N 51420001-
TRAVEL MOTOR (2/3) (motor sec.)



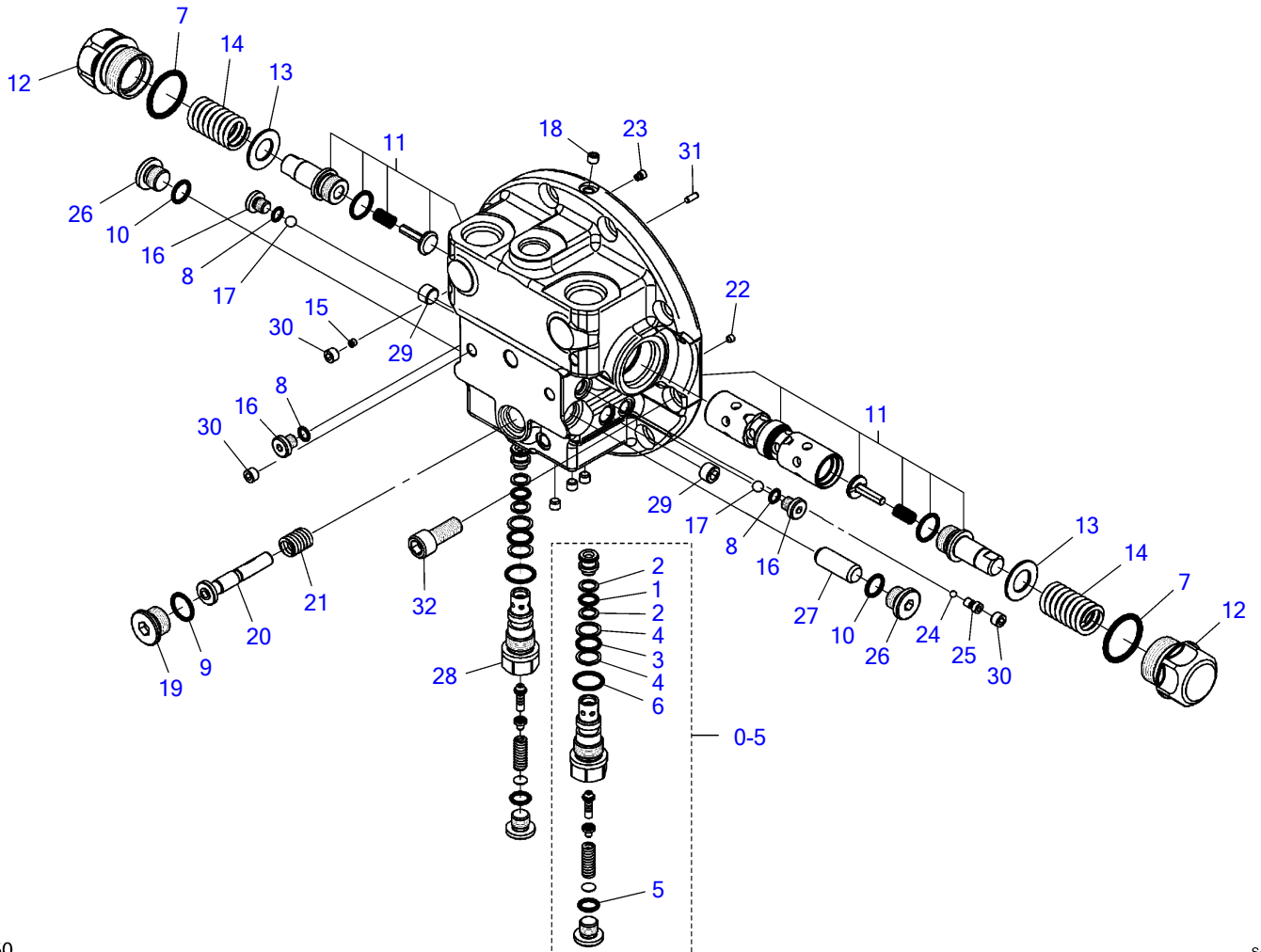
N1H140

S=FREE

TRAVEL MOTOR (2/3) (motor sec.)

Item	Part number	Description	Q'ty	Chan.	Serial No.	Serv.	Remarks
0	1903126000	MOTOR ASSY, travel	1				
0-3	X *****	• MOTOR ASSY	1				X19039-07900
0-4	1903907999	• • KIT, seal	1				
1	X 1903907912	• • • SEAL, oil	1				
2	X 1903907913	• • • O-RING	1				
3	X 1903907914	• • • O-RING	1				
4	1903907998	• • KIT, cylinder & piston	1				
5	1903907989	• • PISTON ASSY	1				
6	1903907901	• • SHAFT	1				
7	1903907902	• • PLATE, swash	1				
8	1903907903	• • PLATE, retainer	1				
9	1903907904	• • BALL, thrust	1				
10	1903907905	• • PLATE	1				
11	1903907906	• • WASHER	2				
12	1903907907	• • PISTON	1				
13	1903907908	• • SPRING	10				
14	1903907909	• • SPRING	1				
15	1903907910	• • PLATE	3				
16	1903907911	• • PLATE	4				
17	1903907915	• • RING, retaining	1				
18	1300006328	• • BEARING	1				28C3
19	1300006304	• • BEARING	1				JISB1521-6304C3
20	1903907916	• • NEEDLE	3				
21	1903907917	• • PIVOT	2				
22	1912908413	• • PIN, parallel	2				
23	1903907919	• • SPRING	1				
	N1h141						

TB1140 Book No. BN2Z001 S/N 51420001-
TRAVEL MOTOR (2/3) (valve sec.)

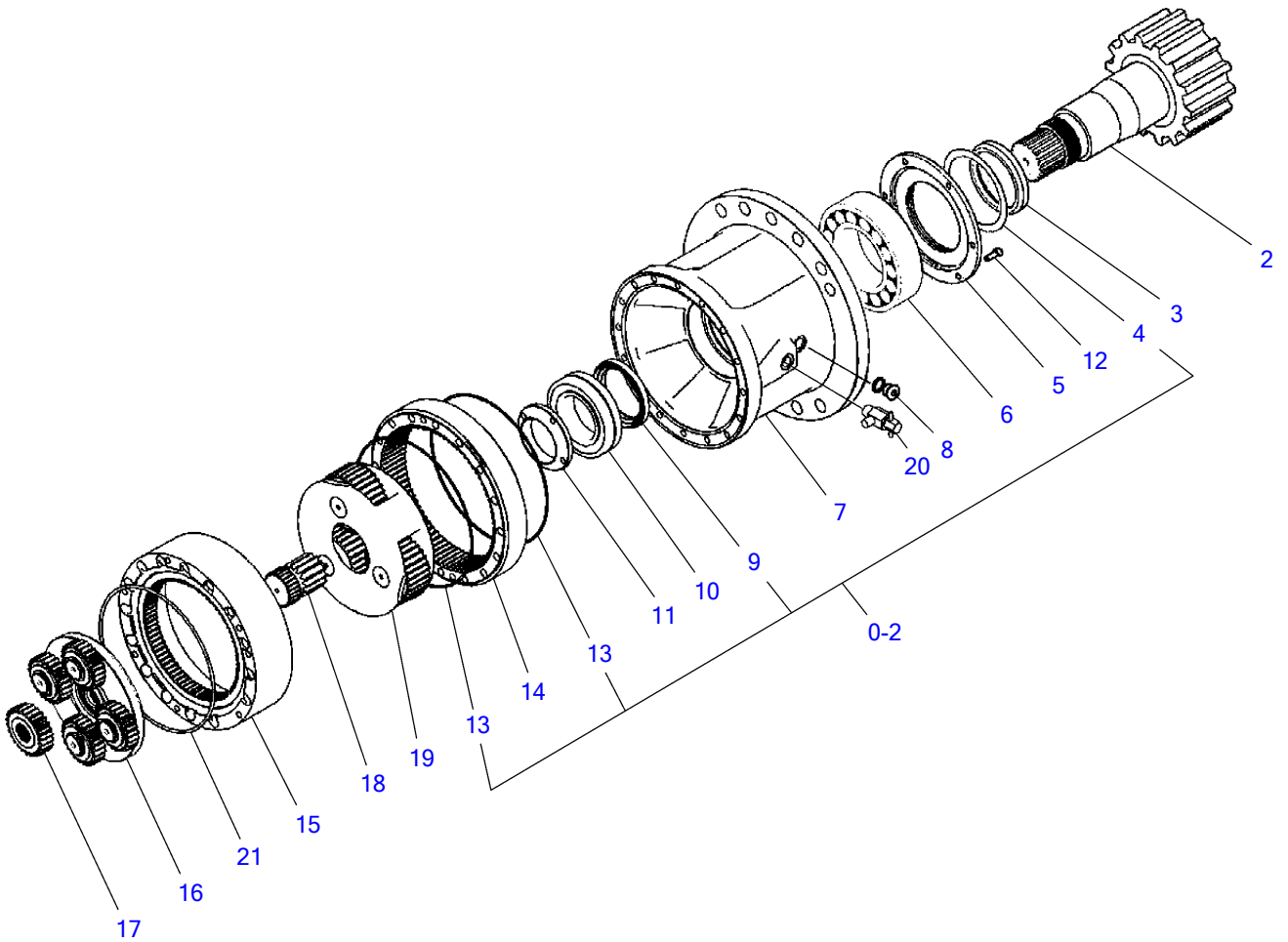


N1H150

S=FREE

TRAVEL MOTOR (2/3) (valve sec.)

Item	Part number	Description	Q'ty	Chan.	Serial No.	Serv.	Remarks
0	1903126000	MOTOR ASSY, travel	1				
0-5	1901810900	• VALVE ASSY, relief	2				
1	1420010101	• • O-RING	1				
2	1421020101	• • RING, back-up	2				
3	1420010140	• • O-RING	1				
4	1421020140	• • RING, back-up	2				
5	1420010110	• • O-RING	1				
6	1420010180	• • O-RING	1				
0-6	X *****	• VALVE ASSY	1				X19018-11100
0-7	1901811198	• • FLANGE ASSY, rear	1				
0-8	1901811199	• • • KIT, seal	1				
7	X 1420010320	• • • • O-RING	2				
8	X 1420010080	• • • • O-RING	3				
9	X 1420010180	• • • • O-RING	1				
10	X 1420010140	• • • • O-RING	2				
11	1901811197	• • • FLANGE KIT, rear	1				
12	1901811101	• • • PLUG	2				
13	1901811102	• • • WASHER	2				
14	1901811103	• • • SPRING	2				
15	1901811104	• • • ORIFICE	2				
16	1901811105	• • • PLUG	3				
17	1390010500	• • • BALL, steel	2				
18	1901811106	• • • PLUG	5				
19	1912908412	• • • PLUG	1				
20	1901811108	• • • SPOOL	1				
21	1901811109	• • • SPRING	1				
22	1901811110	• • • ORIFICE	1				
23	1901811111	• • • FILTER	1				
24	1390010300	• • • BALL, steel	1				
25	1901811112	• • • PLUG	1				
26	1901811113	• • • PLUG	2				
27	1901811114	• • • PISTON	1				
28	1901811115	• • • ORIFICE	2				
29	1901811116	• • • PLUG	2				
30	1901811117	• • • PLUG	8				
31	1212000410	• • PIN, parallel	1				
32	1110041230	• • SCREW, cap	10				
	N1h150						



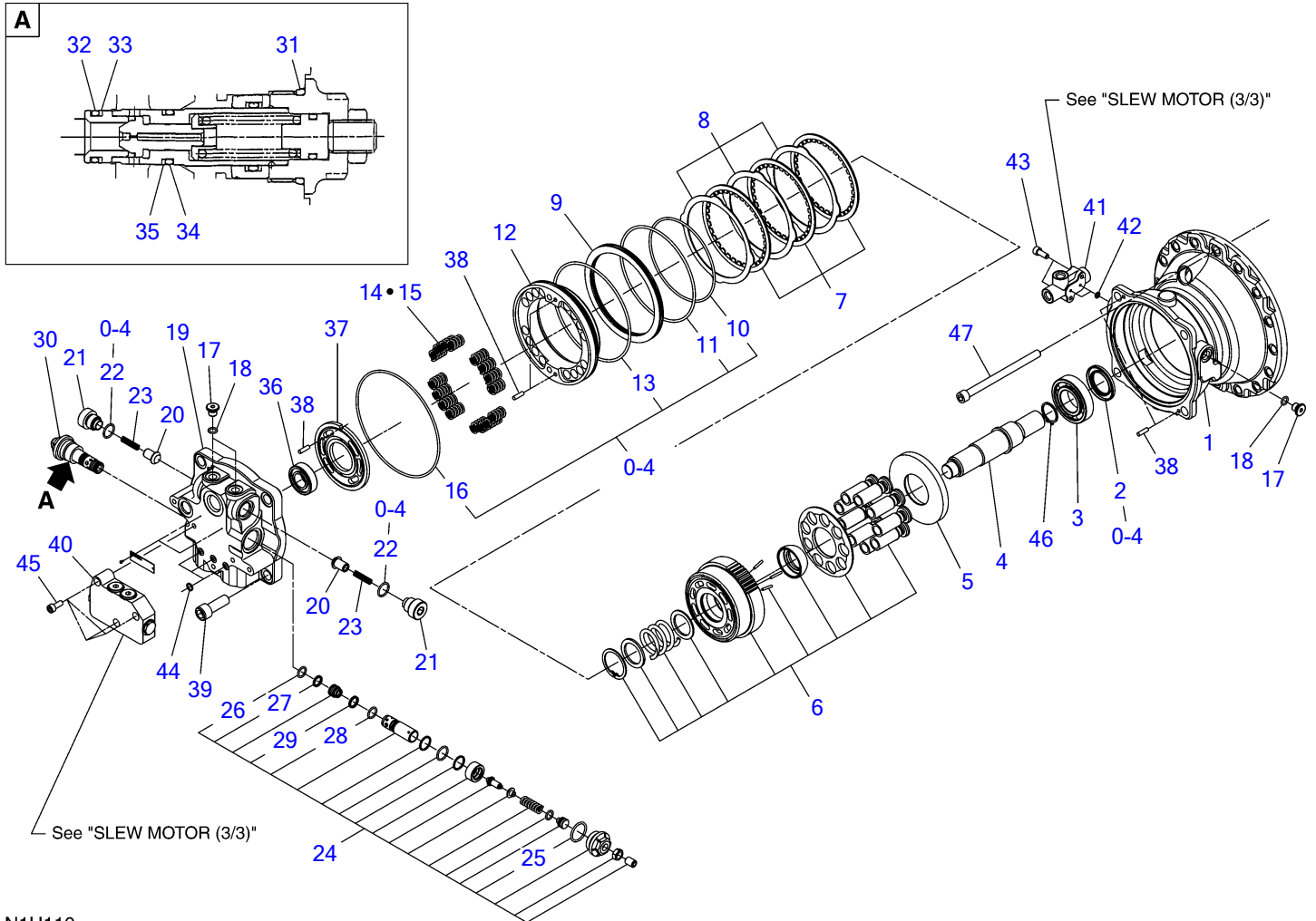
N1H100

S-free

SLEW MOTOR (1/3) (reduction sec.)

Item	Part number	Description	Q'ty	Chan.	Serial No.	Serv.	Remarks
0	1903127700	MOTOR ASSY, slew	1				reduction sec.
0-1	X *****	· REDUCTION ASSY	1				X19129-08300
1	1912908398	· · HOUSING ASSY	1				
2	1912908301	· · · SHAFT	1				
3	1912908302	· · · COLLAR	1				
4	X 1912908303	· · · SEAL	1				
5	1912908304	· · · COVER	1				
6	1912908305	· · · BEARING	1				
7	1912908306	· · · HOUSING	1				
8	1912908307	· · · PLUG	1				
9	X 1912908308	· · · SEAL, oil	1				
10	1912908309	· · · BEARING	1				
11	1912908310	· · · NUT	1				
12	1912908311	· · · SCREW	6				
13	X 1420300177	· · O-RING	2				
14	1912908312	· · GEAR	1				
15	1912908313	· · GEAR	1				
16	1912908397	· · HOLDER KIT (1)	1				
17	1912908314	· · GEAR	1				
18	1912908315	· · GEAR	1				
19	1912908396	· · HOLDER KIT (2)	1				
0-2	1912908399	· · KIT, seal (incl. 4, 9, 13)	1				
20	1903126115	· VALVE ASSY	1				
21	1420300178	· O-RING	1				
	N1h100-1						

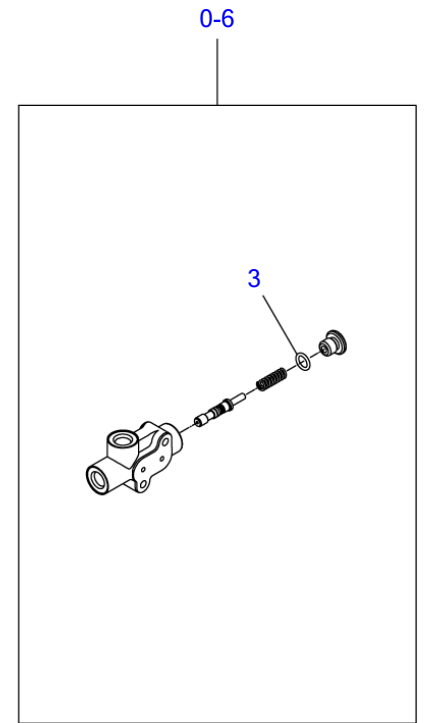
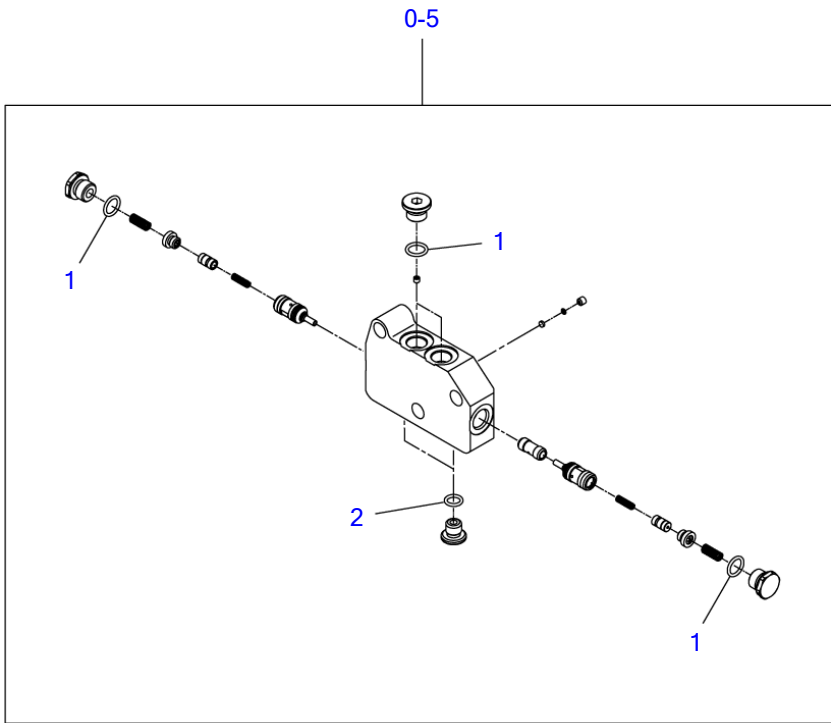
TB1140 Book No. BN2Z001 S/N 51420001-
SLEW MOTOR (2/3) (motor sec.)



N1H110

S-free

SLEW MOTOR (2/3) (motor sec.)							
Item	Part number	Description	Q'ty	Chan.	Serial No.	Serv.	Remarks
0	1903127700	MOTOR ASSY, slew	1				motor sec.
0-3	X *****	• MOTOR ASSY	1				X19039-07800
1	1903907801	• • CASE	1				
2	X 1903907802	• • SEAL, oil	1				
3	1903907803	• • BEARING	1				
4	1903907804	• • SHAFT	1				
5	1903907805	• • PLATE, thrust	1				
6	1903907806	• • BLOCK ASSY, cylinder	1				
7	1903907807	• • PLATE	3				
8	1903907808	• • PLATE	3				
9	1903907816	• • COLLAR	1				
10	X 1420310257	• • O-RING	1				
11	X 1420310260	• • O-RING	1				
12	1903907809	• • PISTON	1				
13	X 1420300261	• • O-RING	1				
14	1903907810	• • SPRING	16				
15	1903907811	• • SPRING	8				
16	X 1420310263	• • O-RING	1				
17	1903108655	• • PLUG	3				
18	1420010110	• • O-RING	3				
19	1903907812	• • COVER	1				
20	1903904722	• • POPPET	2				
21	1903904723	• • PLUG	2				
22	X 1420010210	• • O-RING	2				
23	1903904725	• • SPRING	2				
24	1903907813	• • VALVE ASSY, relief	1				
25	1420310916	• • • O-RING	1				
26	1420010150	• • • O-RING	1				
27	1421020150	• • • RING, back-up	1				
28	1420010160	• • • O-RING	1				
29	1421020160	• • • RING, back-up	1				
30	1903907814	• • VALVE ASSY, relief	1				
31	1420310916	• • • O-RING	1				
32	1420010150	• • • O-RING	1				
33	1421020150	• • • RING, back-up	1				
34	1420010160	• • • O-RING	1				
35	1421020160	• • • RING, back-up	1				
36	1903123328	• • BEARING	1				
37	1903123326	• • PLATE	1				
38	1903120119	• • PIN	5				
39	1110021645	• • SCREW, cap	4				
40	1903905529	• • VALVE ASSY	1				see page (3/3)
41	1901810800	• • VALVE ASSY	1				see page (3/3)
42	1420010070	• • O-RING	2				
43	1110020630	• • SCREW, cap	2				
44	1420010100	• • O-RING	3				
45	1110020820	• • SCREW, cap	3				
0-4	1903907899	• • KIT, seal (incl. 2, 10, 11, 13, 16, 22)	1				
46	1220000032	• RING, retaining	1				
47	1903126122	• BOLT	16				
	N1h110-1						



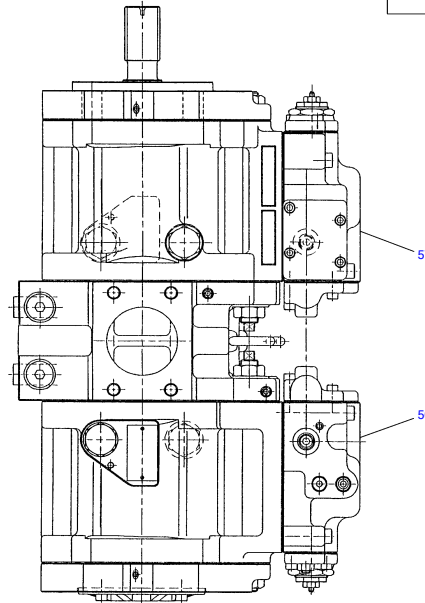
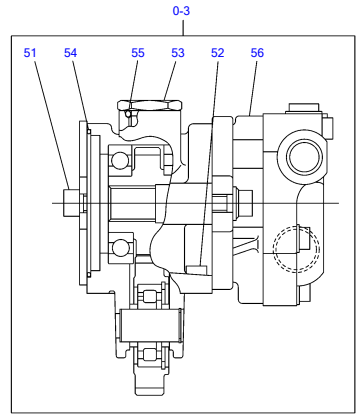
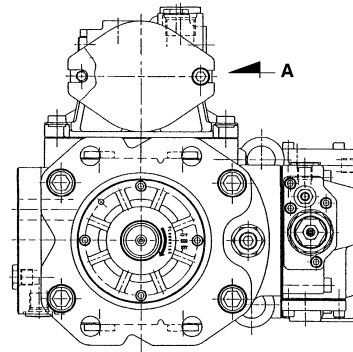
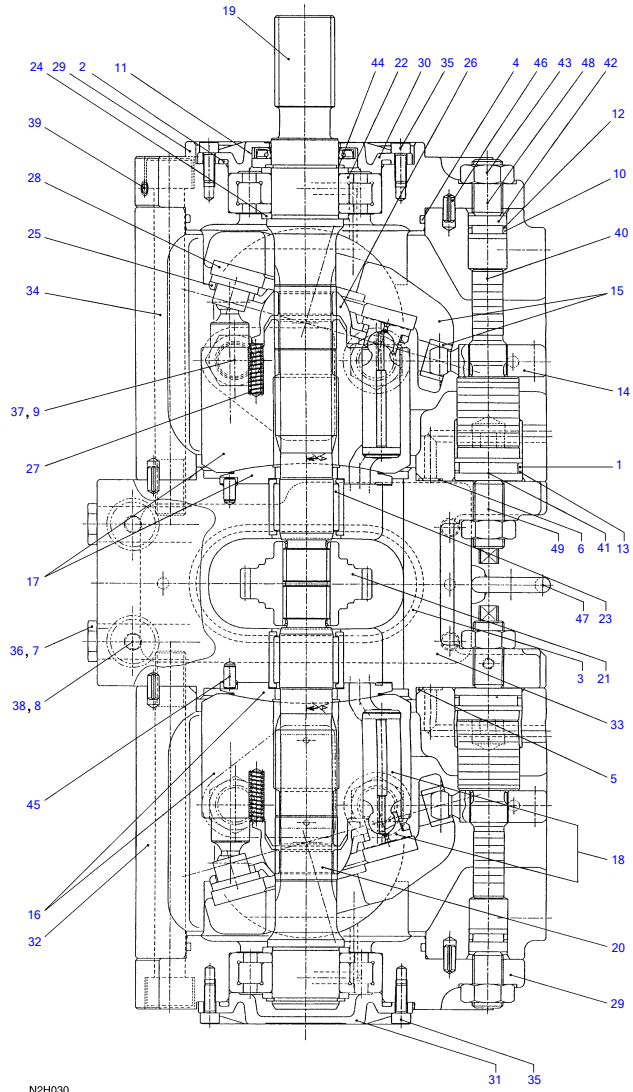
N1H120

S-free

SLEW MOTOR (3/3) (valve sec.)

Item	Part number	Description	Q'ty	Chan.	Serial No.	Serv.	Remarks
0	1903127700	MOTOR ASSY, slew	1				valve sec.
0-3	X *****	· MOTOR ASSY	1				
0-5	1903905529	· · VALVE ASSY	1				
1	1420010140	· · · O-RING	4				
2	1420010110	· · · O-RING	2				
0-6	1903905532	· · VALVE ASSY	1				
3	1420010110	· · · O-RING	1				
	N1h120-1						

TB1140 Book No. BN2Z001 S/N 51420001-
HYDRAULIC PUMP (1/3)



N2H030

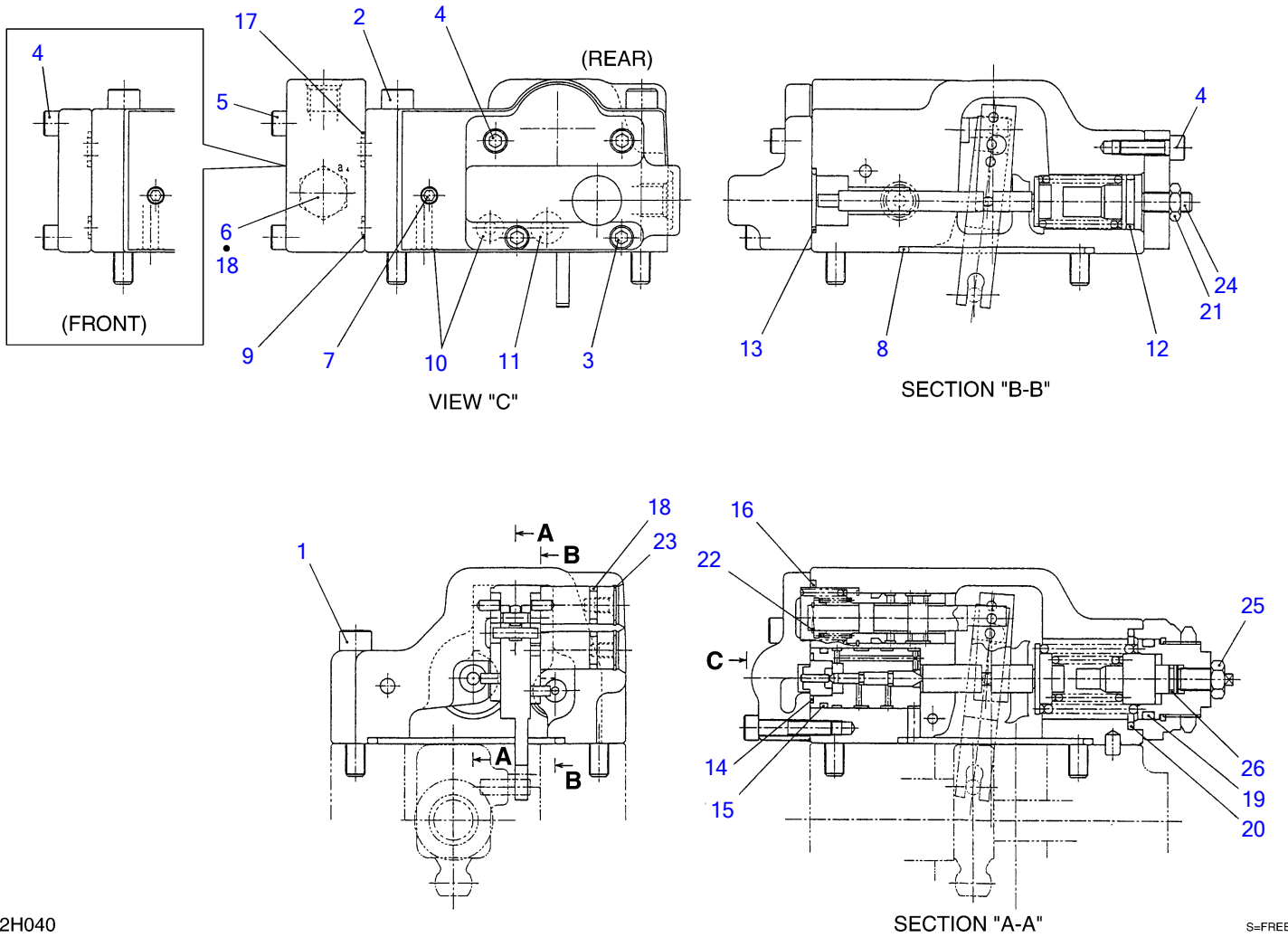
Schwe

HYDRAULIC PUMP (1/3)

Item	Part number	Description	Q'ty	Chan.	Serial No.	Serv.	Remarks
0	1902022900	PUMP ASSY, hydraulic	1			M	
0-1	1902022999	• KIT, seal	1			M	
1	X 1420150300	• • O-RING	2			M	
2	X 1420110850	• • O-RING	2				
3	X 1420110950	• • O-RING	1				
4	X 1420111200	• • O-RING	2				
5	X 1420111150	• • O-RING	2				
6	X 1420010080	• • O-RING	18				
7	X 1420010110	• • O-RING	2				
8	X 1420010140	• • O-RING	2				
9	X 1420010180	• • O-RING	4				
10	X 1420050160	• • O-RING	2			M	
11	X 1902020920	• • SEAL, oil	1				
12	X 1421020160	• • RING, back-up	2				
13	X 1421120300	• • RING, back-up	2				
14	1902020998	• PIN ASSY	2				
15	1902022997	• PLATE ASSY	2			M	
16	1902022996	• CYLINDER ASSY	1			M	
17	1902022995	• CYLINDER ASSY	1			M	
18	1902022994	• PISTON ASSY	2			M	
19	1902020901	• SHAFT	1				
20	1902020902	• SHAFT	1				
21	1902020903	• GEAR	1				
22	1902020904	• BEARING	2				
23	1902020905	• BEARING	2				
24	1902020906	• SPACER	4				
25	1902020907	• PLATE	2				
26	1902017510	• BUSHING	2				
27	1902020908	• SPRING	18				
28	1902020910	• PLATE	2				
29	1902020911	• SUPPORT	2				
30	1902020912	• COVER	1				
31	1902020913	• COVER	1				
32	1902022914	• CASE	2			M	
33	1902020915	• BLOCK, valve	1				
34	1110121675	• SCREW, cap	8				
35	1110020616	• SCREW, cap	8				
36	1501750002	• PLUG	2				
	1420010110	• • O-RING	1				
37	1501750004	• PLUG	4				
	1420010180	• • O-RING	1				
38	1501750003	• PLUG	2				
	1420010140	• • O-RING	1				
39	1901738851	• PLUG	15				
40	1902020917	• PISTON	2				
41	1902020918	• STOPPER	2				
42	1902020919	• STOPPER	2				
43	1130050016	• NUT	4				
44	1220000035	• RING, retaining	2				
45	1902020921	• PIN	2				
46	1213000614	• PIN, spring	4				
47	1121610010	• BOLT	2				
48	1121051630	• SET-SCREW	2				
49	1902020923	• SET-SCREW	2				
50	1902912100	• REGULATOR ASSY (REAR)	1			M	see page (2/3)
0-3	1902022993	• PTO-UNIT	1			M	
51	1110051020	• • SCREW, cap	2				
52	1111551020	• • SCREW, cap	4				
53	1501750006	• • PLUG	1				
	1420010240	• • • O-RING	1				
54	1420110850	• • O-RING	1				
55	1420010240	• • O-RING	1				
56	1902911900	• • PUMP ASSY, SUB	1			M	see page (3/3)
57	1902912000	• REGULATOR ASSY (FRONT)	1			M	see page (2/3)

N2h030

TB1140 Book No. BN2Z001 S/N 51420001-
HYDRAULIC PUMP (2/3)

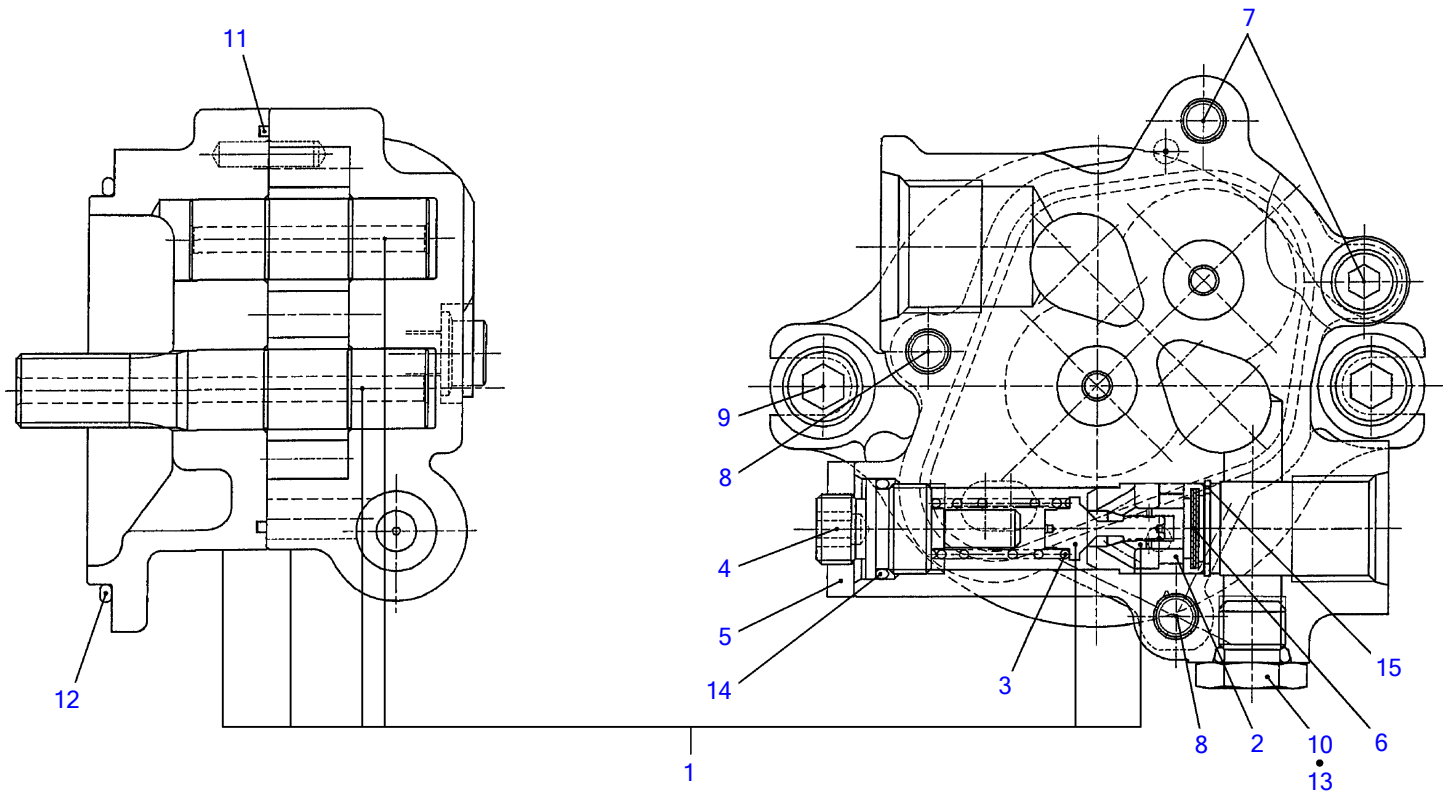


N2H040

S=FREE

HYDRAULIC PUMP (2/3)

Item	Part number	Description	Q'ty	Chan.	Serial No.	Serv.	Remarks
0-2	1902912100	REGULATOR ASSY (REAR)	1			M	
	1902912000	REGULATOR ASSY (FRONT)	1			M	
1	1110020850	• SCREW, cap	2				
2	1110020870	• SCREW, cap	2				
3	1110020630	• SCREW, cap	2				
4	1110020620	• SCREW, cap	6				REAR
	1110020620	• SCREW, cap	10				FRONT
5	1110020640	• SCREW, cap	4				REAR
6	1501750002	• PLUG	1				REAR
	1420010110	• • O-RING	1				
7	1902020925	• PLUG	6				
8	1420110750	• O-RING	1				
9	1420010060	• O-RING	2				REAR
	1420010060	• O-RING	3				FRONT
10	1420010080	• O-RING	10				REAR
	1420010080	• O-RING	9				FRONT
11	1420010100	• O-RING	1				
12	1420010180	• O-RING	1				
13	1420010220	• O-RING	1				
14	1420050160	• O-RING	1			M	
15	1420010200	• O-RING	1				
16	1420110250	• O-RING	1				
17	1420010125	• O-RING	1				
18	1420010110	• O-RING	3				
19	1420010260	• O-RING	1				
20	1420110350	• O-RING	1				
21	1130250008	• NUT	1				
22	1220000010	• RING, retaining	1				
23	1902020926	• RING, retaining	2				
24	1110020820	• SET-SCREW	1				
25	1130250010	• NUT	1				
26	1420050090	• O-RING	1			M	
	N2h040						



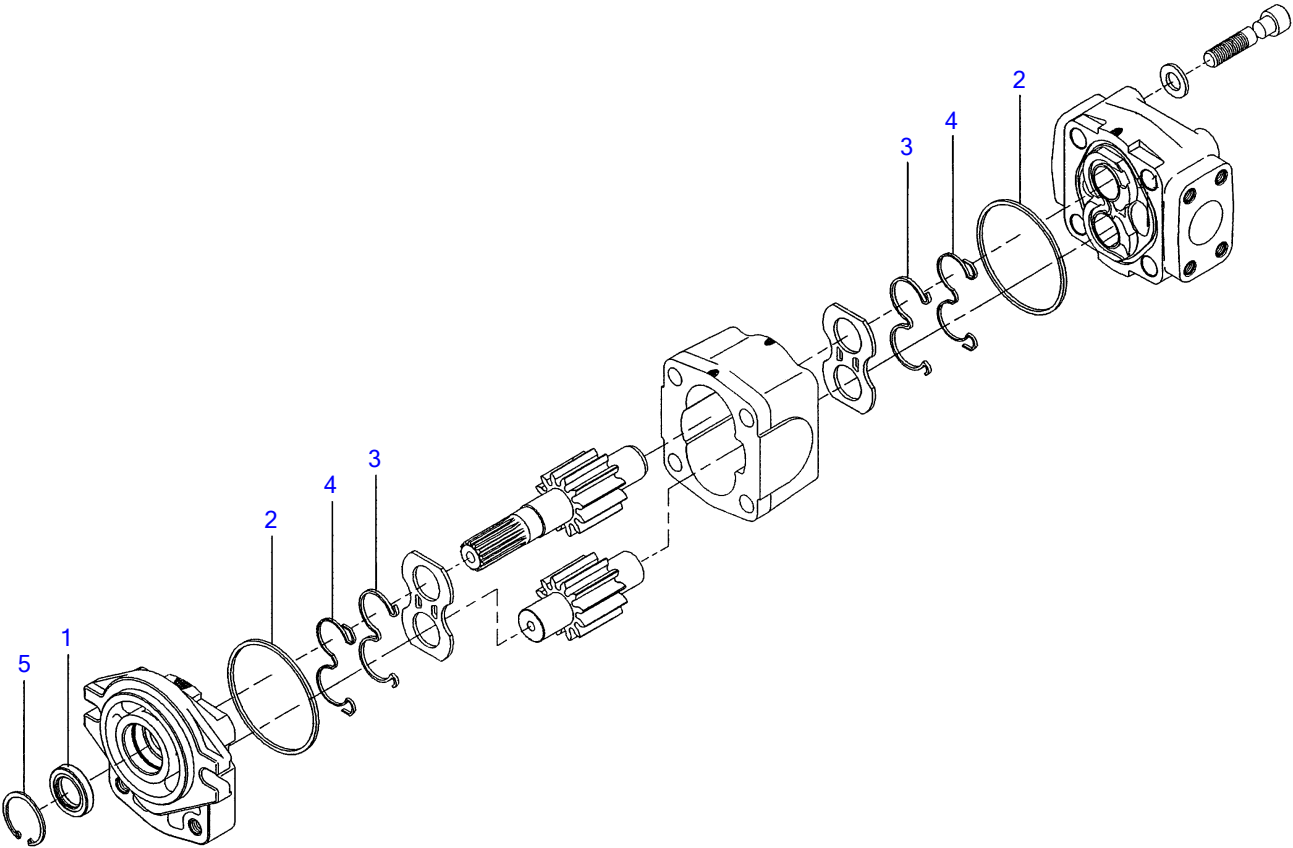
N2H050

S=free

HYDRAULIC PUMP (3/3)

Item	Part number	Description	Q'ty	Chan.	Serial No.	Serv.	Remarks
0-4	1902911900	PUMP ASSY, SUB	1			M	
1	1902911998	▪ CASE ASSY, gear	1			M	
2	1902911903	▪ RING	1			M	
3	1902911904	▪ SPRING	1			M	
4	1902911905	▪ SCREW	1			M	
5	1902910906	▪ NUT	1				
6	1902910910	▪ FILTER	1				
7	1111550840	▪ SCREW, cap	2				
8	1111550855	▪ SCREW, cap	2				
9	1111551035	▪ SCREW, cap	2				
10	1501750002	▪ PLUG	1				
	1420010110	▪ ▪ O-RING	1				
11	1902910916	▪ RING	1				
12	1420110800	▪ O-RING	1				
13	1420010110	▪ O-RING	1				
14	1420010160	▪ O-RING	1				
15	1221000018	▪ RING, snap	1				
	N2h050						

TB1140 Book No. BN2Z001 S/N 51420001-
GEAR PUMP

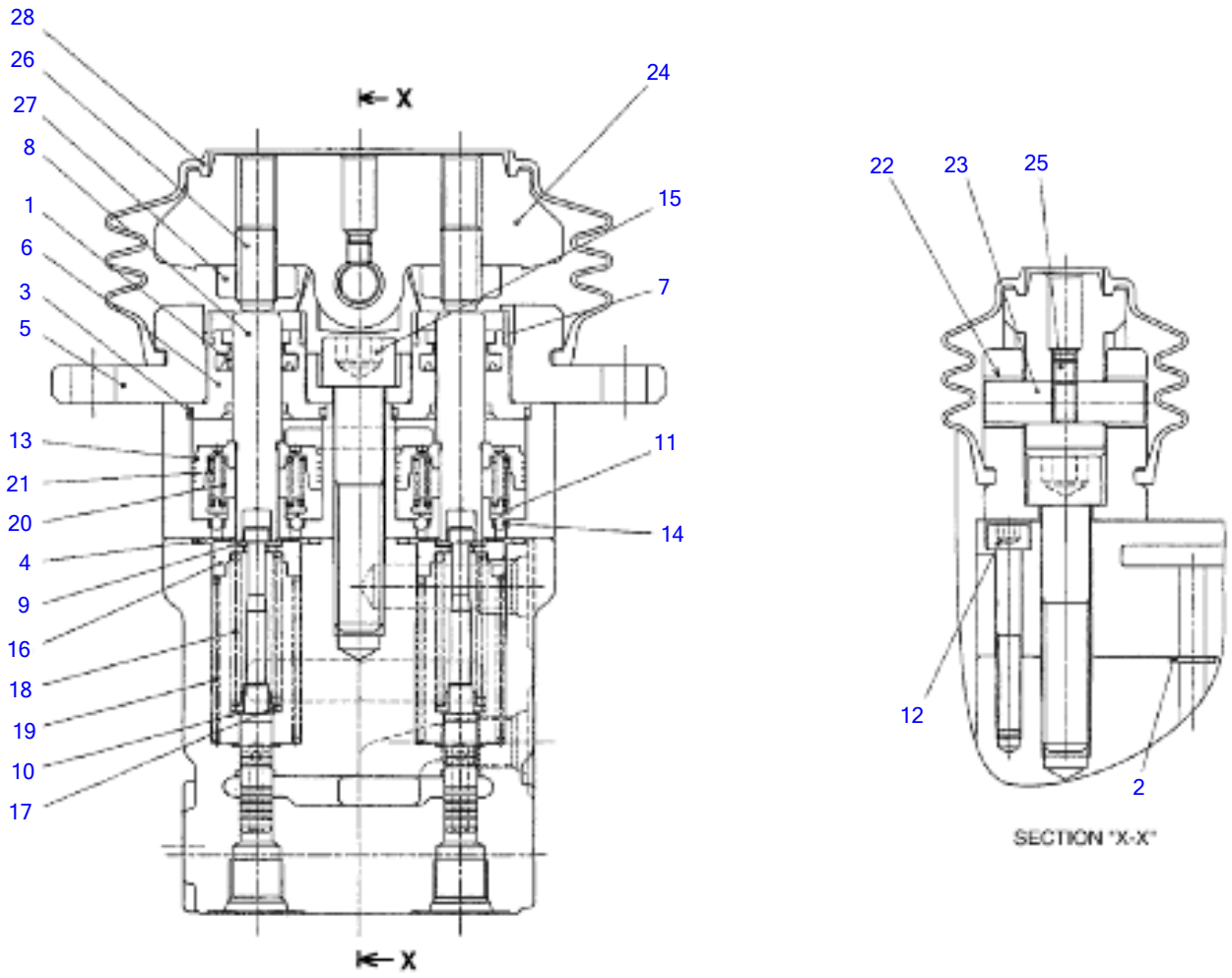


N0H380

S=free

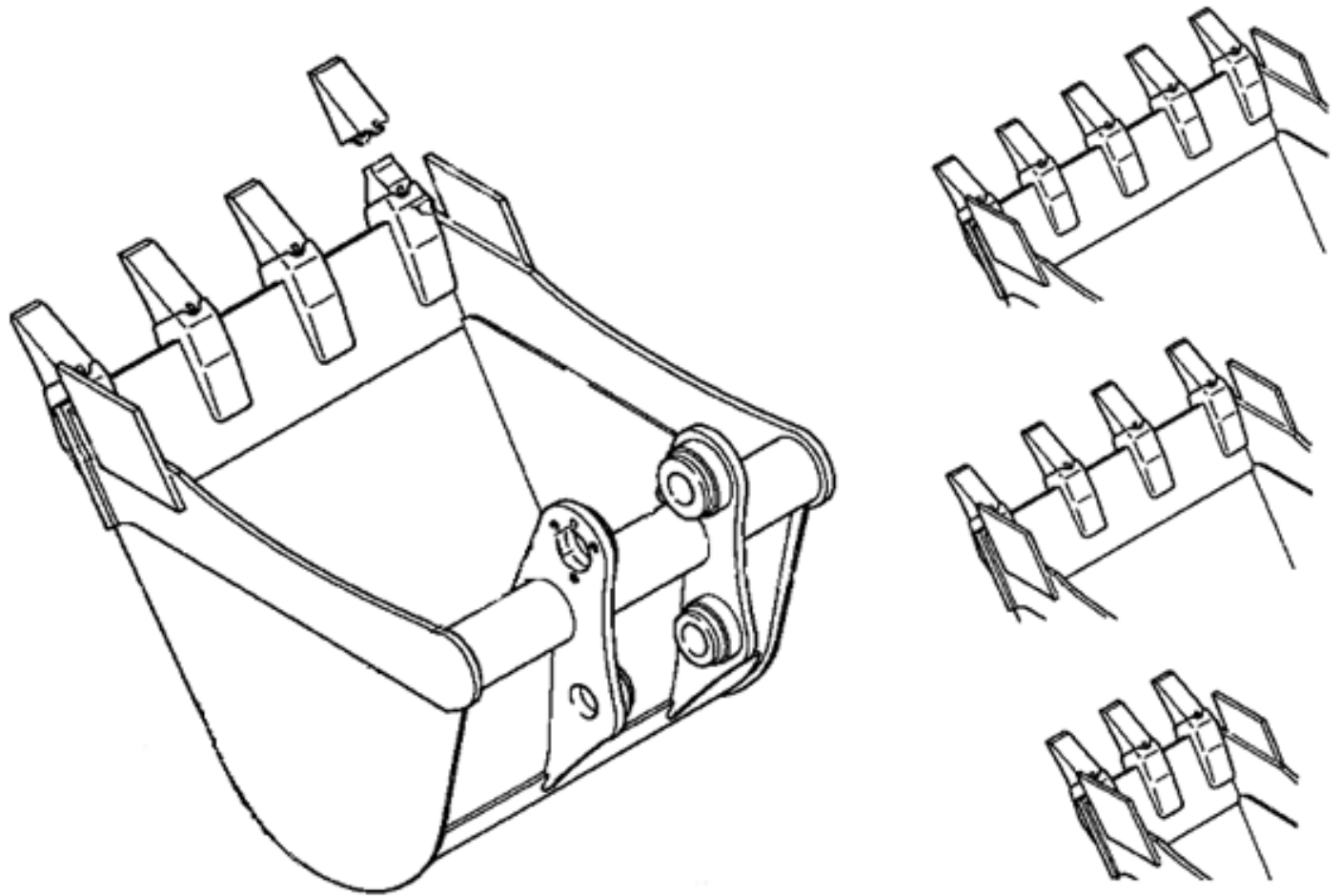
GEAR PUMP

Item	Part number	Description	Q'ty	Chan.	Serial No.	Serv.	Remarks
0	1902023000	PUMP ASSY, gear	1			M	
0-1	1902021099	▪ KIT, seal	1				
1	X 1902017618	▪ ▪ SEAL, oil	1				
2	X 1902017616	▪ ▪ GASKET	2				
3	X 1902017613	▪ ▪ GASKET	2				
4	X 1902017615	▪ ▪ RING, back-up	2				
5	X 1221000036	▪ ▪ RING, snap	1				
	N2h060						

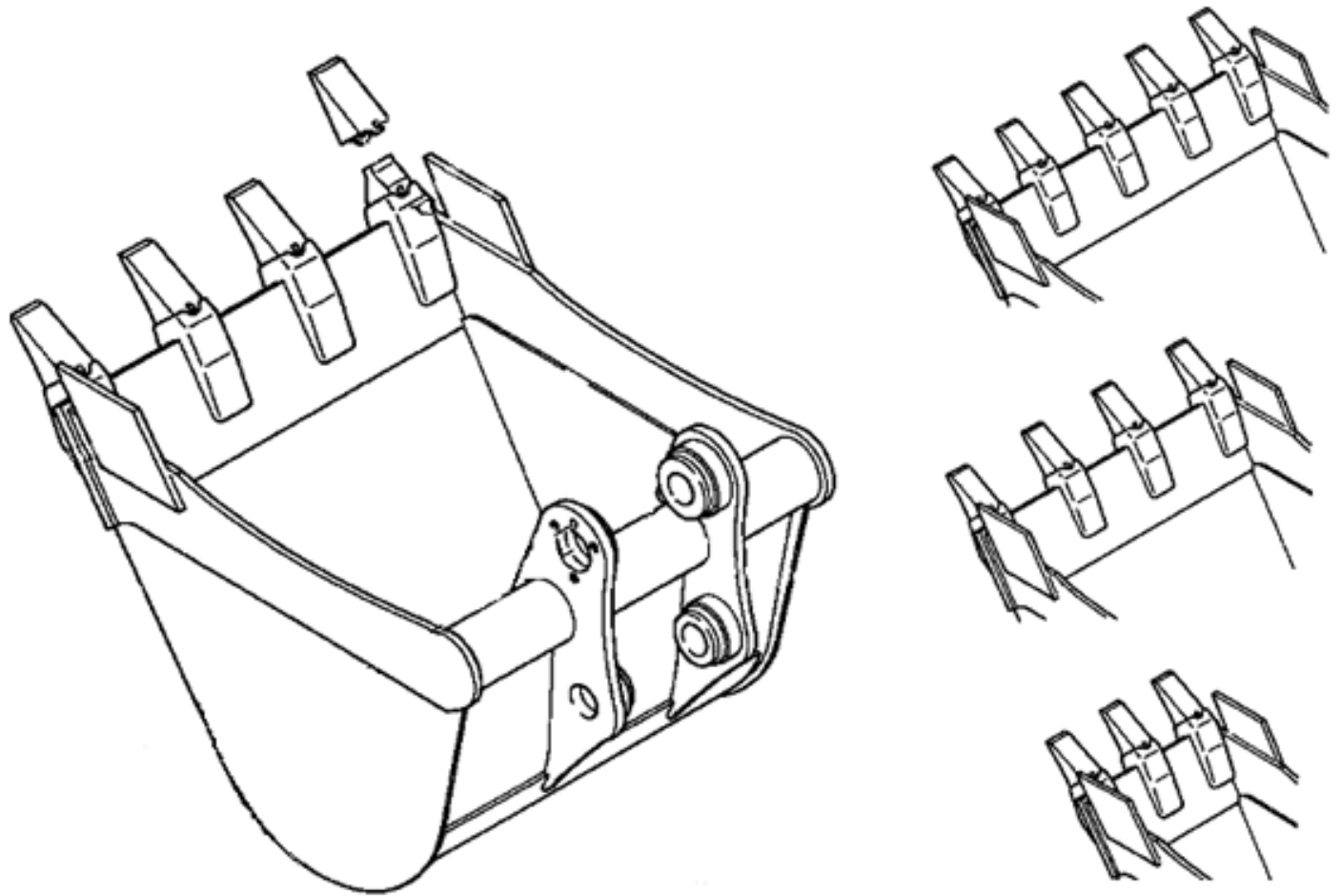


REMOTE CONTROL VALVE TRAVEL 51420231~

Item	Part number	Description	Q'ty	Chan.	Serial No.	Serv.	Remarks
0	1901754700	REMOTE-CONTROL VALVE ASSY	1				
0-1	1901754799	* SEAL KIT	1				
1	1901733515	* * PACKING	4				
2	1420010080	* * O-RING	2				
3	1420300025	* * O-RING	4				
4	1420500280	* * O-RING	4				
5	1901733512	* COVER	2				
6	1901733513	* PLUG	4				
7	1901733514	* CUP	4				
8	1901733517	* ROD	4				
9	1901710915	* WASHER	8				
10	1901710917	* WASHER	4				
11	1901733520	* HOLDER	4				
12	1110020645	* CAP SCREW	2				
13	1901733523	* PISTON	4				
14	1390010030	* STEEL BALL	12				
15	1110021260	* CAP SCREW	2				
16	1901733527	* HOLDER	4				
17	1901733528	* WASHER	4				
18	1901743820	* SPRING	4				
19	1901733530	* SPRING	4				
20	1901733531	* SPRING	4				
21	1901733532	* SPRING	4				
22	1333001010	* BUSHING	4				
23	1901725215	* SHAFT	2				
24	1901725216	* CAM	2				
25	1121040606	* SET-SCREW	2				
26	1901725218	* SET-SCREW	4				
27	1130090010	* NUT	4				
28	1901754751	* BOOT	2				
	N6H080						



Item	Part number	Esco Buckets Description	Q'ty	Chan.	Serial No.	Serv.	Remarks
		Esco Buckets					
	BTB114018E	18" Pin-on Bucket TB1140 Esco V29 Teeth (cap. 0.41) (875 lbs)	1				
	BTB114024E	24" Pin-on Bucket TB1140 Esco V29 Teeth (cap. 0.57) (1025 lbs)	1				
	BTB114030E	30" Pin-on Bucket TB1140 Esco V29 Teeth (cap. 0.73) (1110 lbs)	1				
	BTB114036E	36" Pin-on Bucket TB1140 Esco V29 Teeth)cap. 0.89) (1295 lbs)	1				
	BTB114042E	42" Pin-on Bucket TB1140 Esco V29 Teeth (cap. 1.0) (1430 lbs)	1				




Item	Part number	Hensley Buckets		Q'ty	Chan.	Serial No.	Serv.	Remarks
			Description					
		TB1140	Hensley Buckets					
	BTB114018H	18"	Pin-on Bucket Hensley X29 Teeth (cap 0.41)(875 lbs)	1				
	BTB114024H	24"	Pin-on Bucket Hensley X29 Teeth (cap. 0.57)(1025 lbs)	1				
	BTB114030H	30"	Pin-on Bucket Hensley X29 Teeth (cap. 0.73)(1110 lbs)	1				
	BTB114036H	36"	Pin-on Bucket Hensley X29 Teeth (cap. 0.89)(1295 lbs)	1				
	BTB114042H	42"	Pin-on Bucket Hensley X29 Teeth (cap. 1.0)(1430 lbs)	1				



Item	Part number	Description	Esco Teeth			Remarks
			Q'ty	Chan.	Serial No.	
		Esco Bucket Teeth				
1	1914200292E	Esco Tooth TB1140	1			
2	1914200291E	Esco Adapotr TB1140	1			
3	1914200293E	Esco Lock Pin TB1140	1			



1



3



6



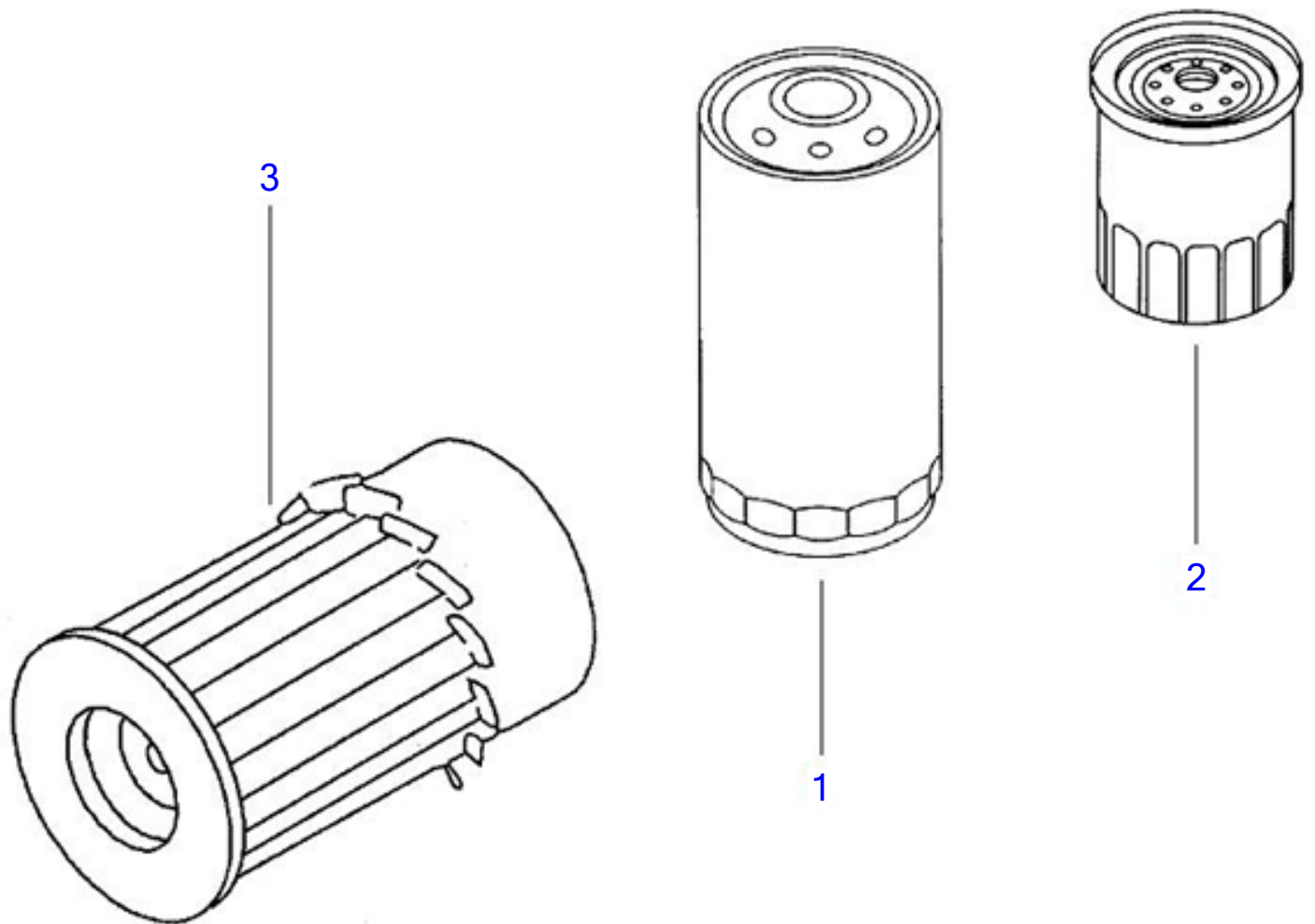
2

4 - not displayed



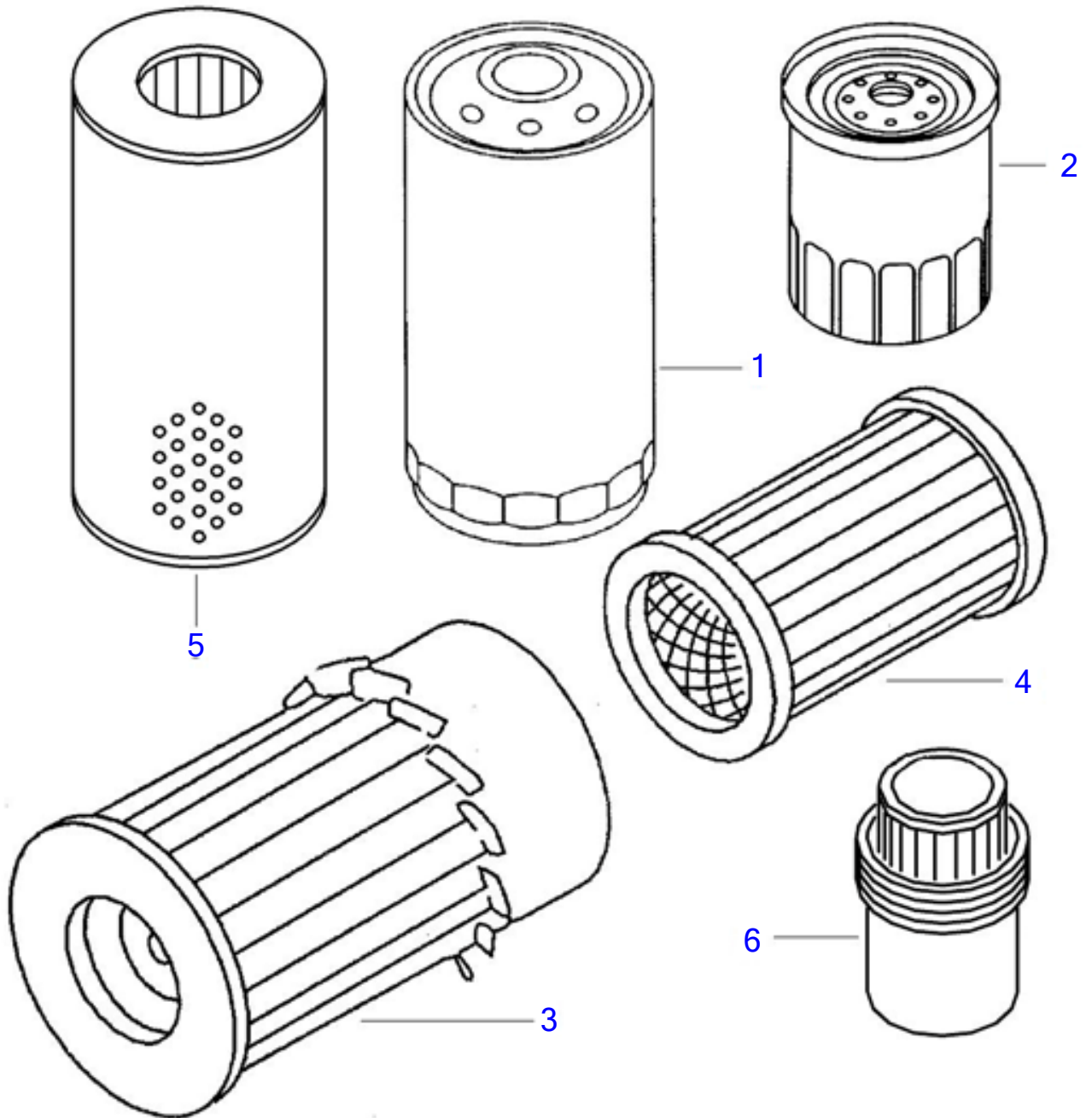
5

Hensley Teeth						
Item	Part number	Description	Q'ty	Chan.	Serial No.	Serv. Remarks
		TB1140 Hensley Teeth				
1	1914200291H	Hensley Adaptor TB1140	1			
2	1914200292H	Hensley Tooth TB1140	1			
3	1914200292HFT	Hensley Duckbill Flare Tooth TB1140	1			
4	1914200292HT	Hensley Tiger Tooth TB1140	1			
5	1914200292HTT	Hensley Twin Tiger Tooth TB1140	1			
6	1914200293H	Hensley Steel Lock Pin TB1140	1			
	1914200290P	Hensley Flex Rubber Lock Pin TB1140 (optional)	1			

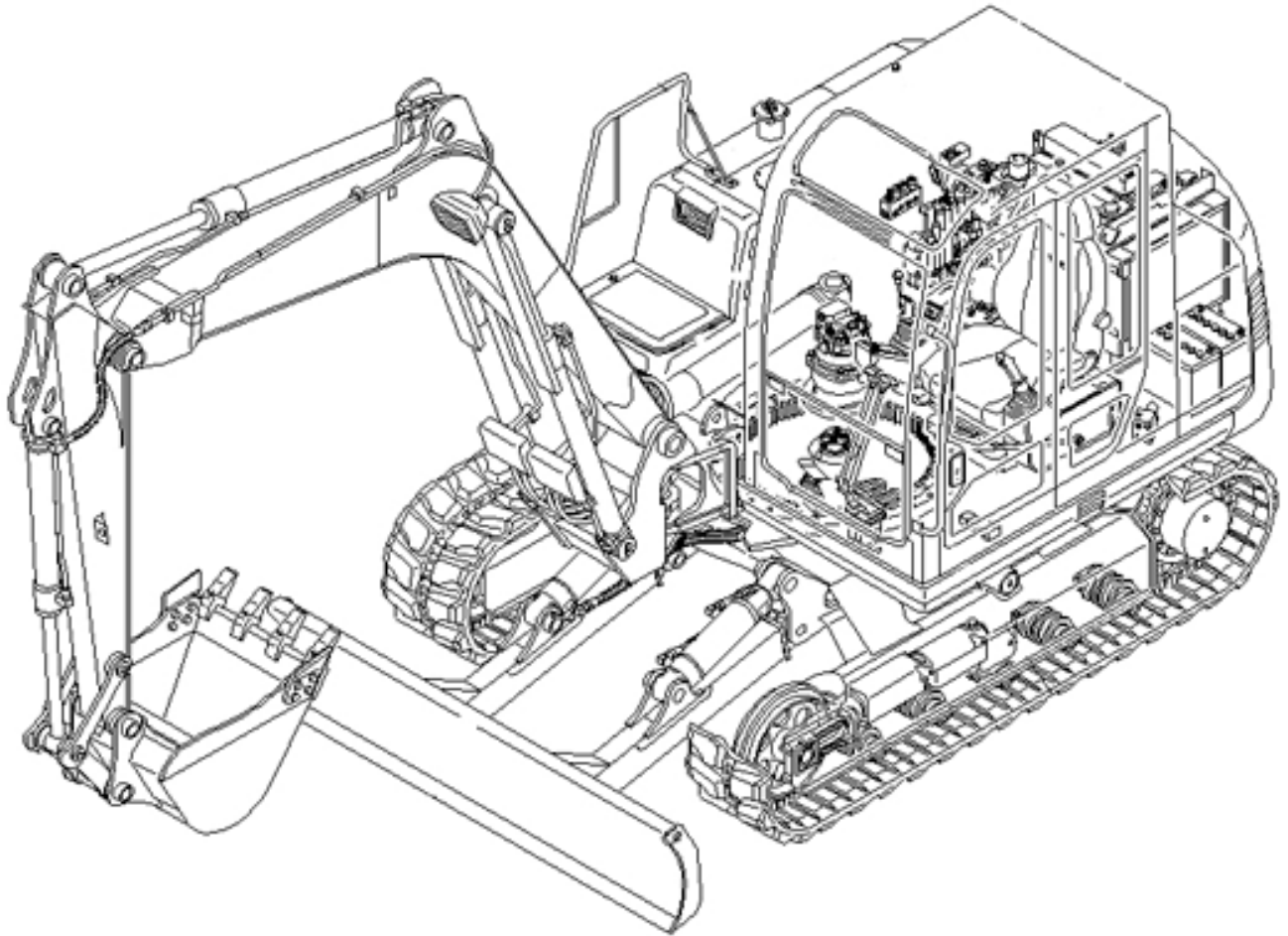


250 Hour Filter Kit

Item	Part number	Description	Q'ty	Chan.	Serial No.	Serv.	Remarks
1	1132402321	250 Hour Filter Kit					
2	X13240015	* Element Oil Filter	1				
3	Y119117-12560	* Fuel Filter	1				
		* Outer Air Filter	1				

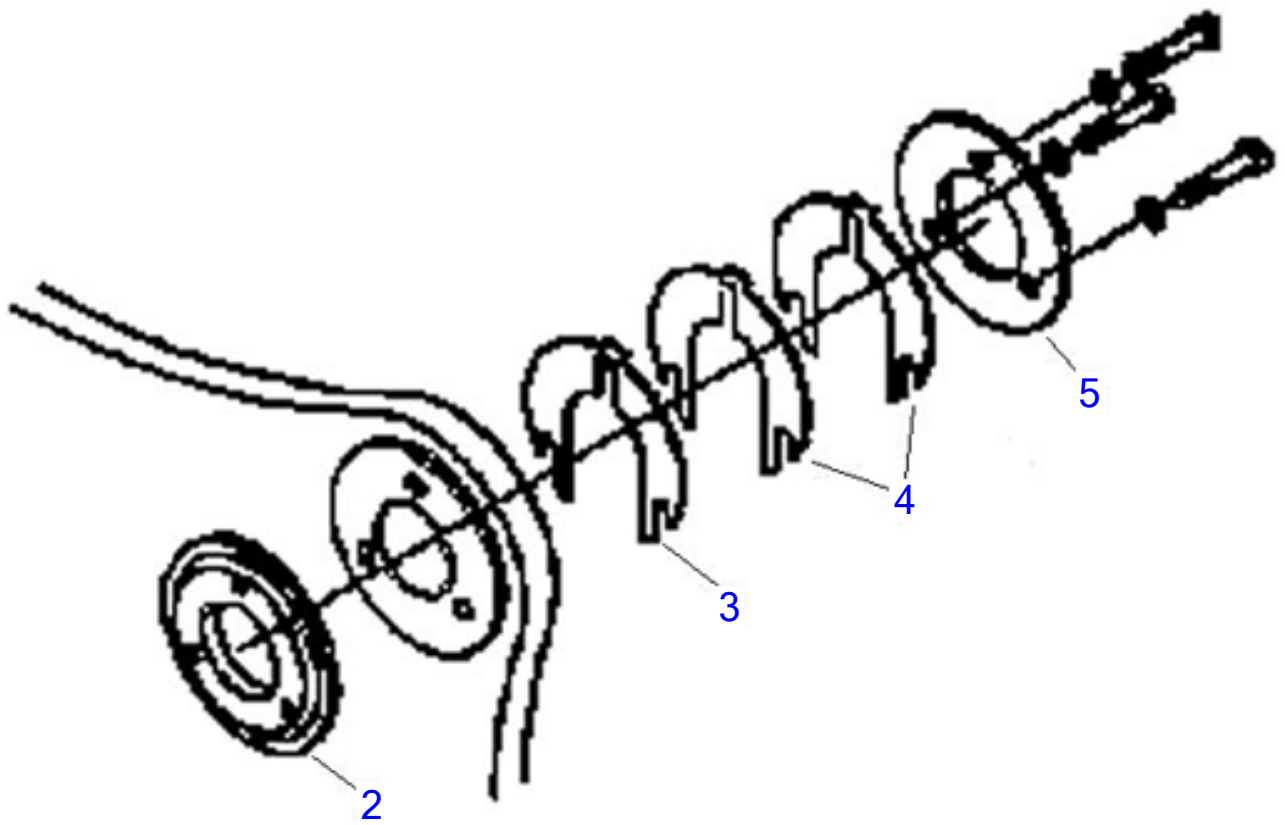


Annual Filter Kit						
Item	Part number	Description	Q'ty	Chan.	Serial No.	Serv. Remarks
		Annual Filter Kit				
1	1132402321	* Element Oil Filter	1			
2	X13240015	* Fuel Filter	1			
3	Y119117-12560	* Outer Air Filter	1			
4	Y119117-12570	* Inner Air Filter	1			
5	1551103400	* Hydraulic Filter	1			
6	1551200601	* Screen check SN for application TNE	1			

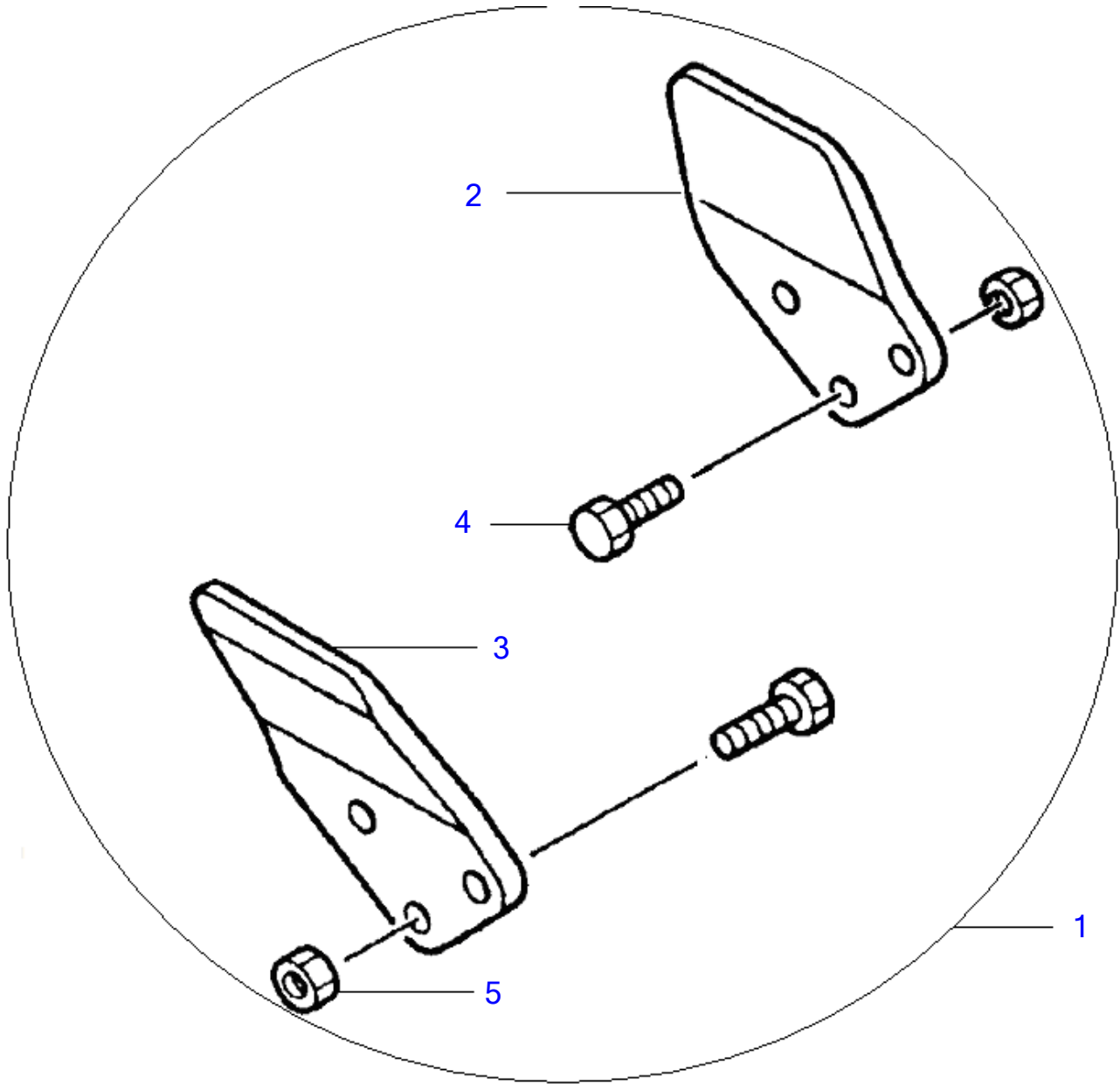


TAKEUCHI

Recommended Stock Order List					
Item	Part number	Description	Q'ty	Chan.	Serial No. Serv. Remarks
		Recommended Stock Order List			
	1551103400	Filter	5		
	Y119117-12570	Inner Air Filter	3		
	Y119117-12560	Outer Air Filter	3		
	1132402321	Element Oil Filter	6		
	X13240015	Fuel Filter	3		
	199099114000	250 Hour Filter Kit TB1140	1		
	19099114010	Annual Filter Kit TB1140	1		
	1900089999	Seal Kit TB1140	1		
	1900090099	Dozer Blade Cylinder Seal Kit	1		
	1900089599	Seal Kit	1		
	1900091895	Arm Cylinder Seal Kit	1		
	1900089599	Seal Kit	1		
	1914200291E	Esco Tooth Adaptor	8		
	1914200292E	Esco Tooth	8		
	1914200293E	Esco Lock Pin	8		
	1914200291H	Hensley Tooth Adaptor	8		
	1914200292H	Hensley Tooth	8		
	1914200293H	Hensley Lock Pin	8		
	1700100019	Key (qty 1 = 2 keys)	6		
	1554512600	Tube	2		
	1554502050	Plug	2		
	1541400520	Washer	2		
	0566015400	Lamp Assy OEM see K15614202 for lower cost alternative	2		
	18-97230-2520	Cooling Fan Belt	2		



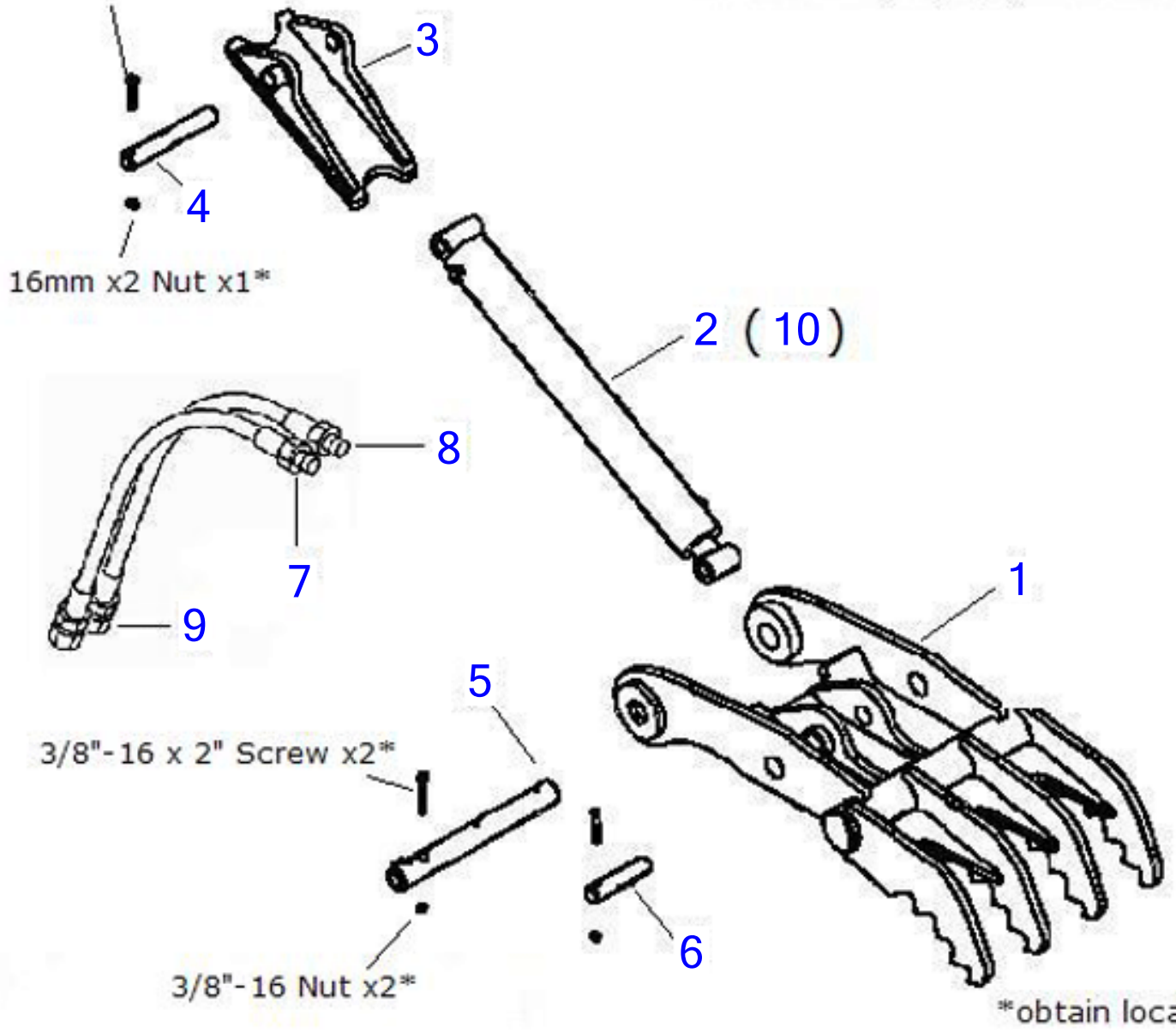
Item	Part number	Anitclatter Kit Description	Q'ty	Chan.	Serial No.	Serv.	Remarks
	TB1140BKTBUSH	Anticlatter Kit TB1140 Anit-clatter Bucket Bushing Kit (must be on bucket)	1				
2	TB1140BKTSHIMPACK	TB1140 Anit-clatter Bucket Shim Pack	1				
3	TB1140BKTSHIM11GA	TB1140 Anti-clatter Bucket Shim 11 gauge	1				
4	TB1140BKTSHIM16GA	TB1140 Anti-clatter Bucket Shim 16 gauge	1				
5	TB1140BKTCAPPLATE	TB1140 Anit-clatter Bucket Cap Plate	1				



Item	Part number	Side Cutter Description	Q'ty	Chan.	Serial No.	Serv.	Remarks
1	TB1140SIDECUTTERS	Sidecutter Set includes right and left with hardware	1				
2	TB1140SCR	* Right Hand Side cutter with Hardware	1				
3	TB1140SCL	* Left Hand Side cutter with Hardware	1				
4	TB1140SCBOLT	* Side cutter Plow Bolt	1				
5	TB1140SCNUT	* Side cutter Plow Nut	1				

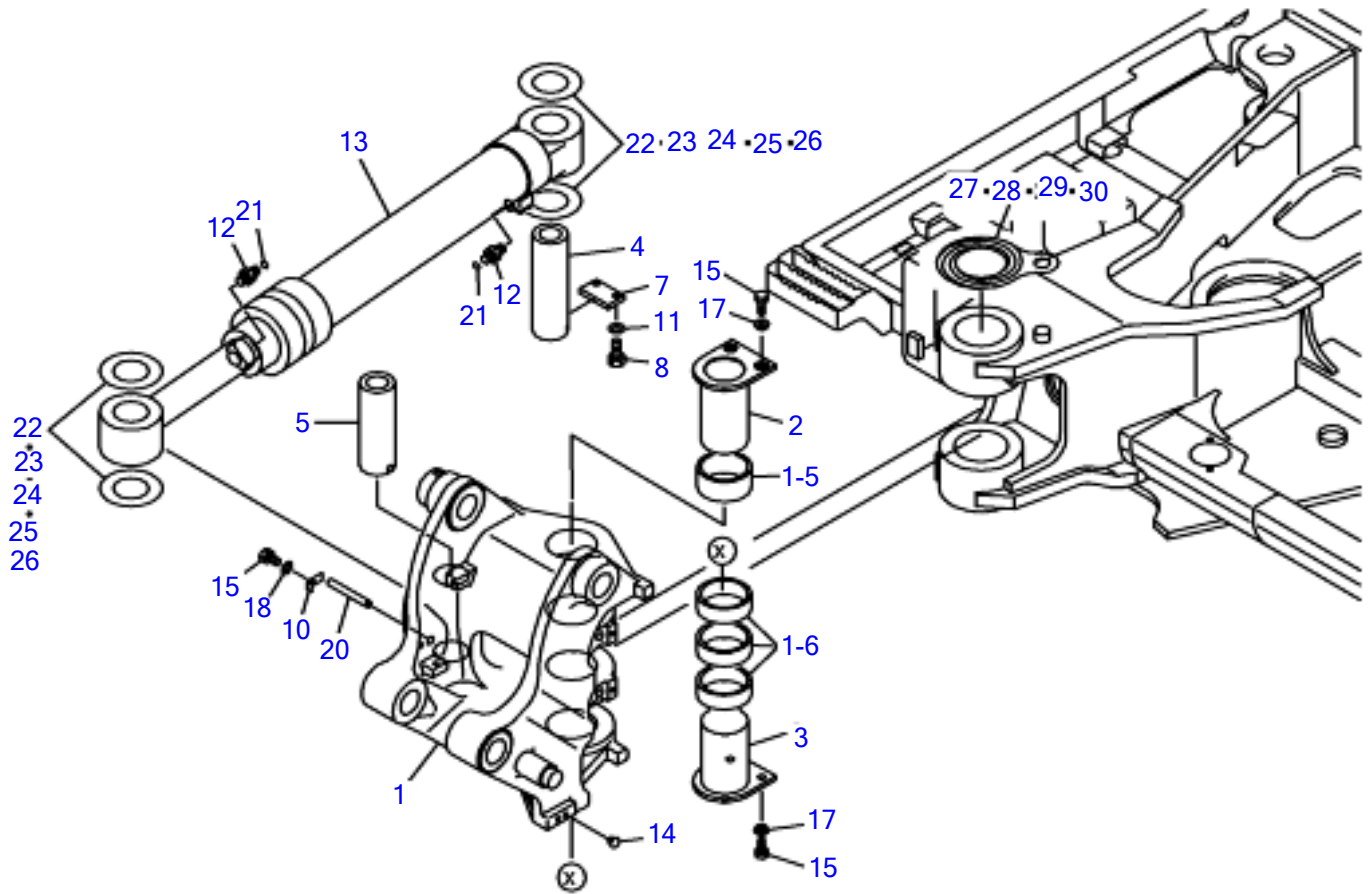
16mm x 110mm Screw x1*

10 - not displayed, part of item 2



Item	Part number	Thumbs Old Style		Q'ty	Chan.	Serial No.	Serv.	Remarks
		Description						
		Thumbs Old Style						
1	TB1140THBRKT	TB1140 Body Weldment Old Style		1				
		Thumb						
2	TB1140THCYL	TB1140 Thumb Cylinder		1				
3	TB1140THCYLBRKT	TB1140 Thumb Bracket Weldment for machine side		1				
4	TB1140THHPIN	TB1140 Thumb Cylinder Head Pin		1				
5	TB1140THMPINOLD	TB1140 Thumb Main Pivot Pin		1				
6	TB1140THRPIN	TB1140 Thumb Cylinder Rod Pin		1				
7	TB1140SHORTHOSE	Short Hose Assy Kit for Thumb		1				
8	TB1140LONGHOSE	Long Hose Assy Kit for Thumb		1				
9	1513110040	1/2" Jic X 1/2" Bspg adpt New Style Thumb (1513110038-39)		2				
10	TB1140THSEALKIT	TB1140 Thumb Cylinder Seal Kit		1				

Item	Part number	All TB108 Manuals Description	Q'ty	Chan.	Serial No.	Serv.	Remarks
		TB108 Manuals					
	L108000001	Operators Manual TB108 AB5E006 TNE	1				
	L108000003TNE	Parts Manual TB108 BB5Z004 SN 10810004-10820000 TNE Eng	1				
	L108000004TNE	Service Manual TB108 CB5E001 SN 10810004-10812001 TNE	1				



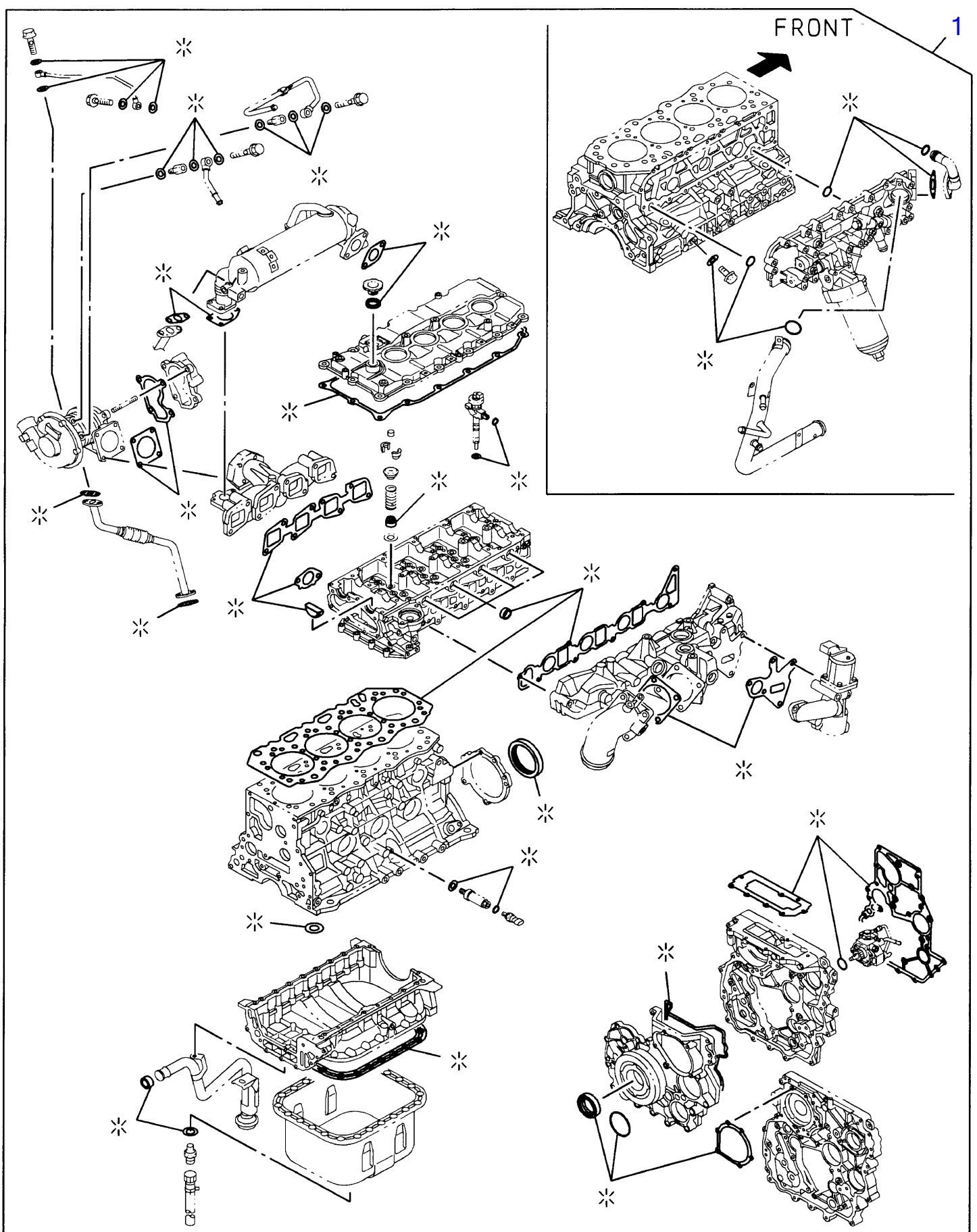
N1B030-1

2/11/08

BOOM SWING 51420374~

Item	Part number	Description	Q'ty	Chan.	Serial No.	Serv.	Remarks
		BOOM SWING ASSY					
1	0573101800	BRACKET	1				
1-5	0573101855	* BUSHING	1				
1-6	0573101856	* BUSHING	3				
2	0573101820	PIN	1				
3	0573101830	PIN	1				
4	0573100040	PIN	1				
5	0573100050	PIN	1				
7	0573100070	PLATE	1				
8	1100041845	BOLT	2				
10	0573100090	PLATE	1				
11	1140020018	SPRING WASHER	2				
12	1511061306	ADAPTOR	2				
	1420010240	* O-RING	1				
13	1900098500	SWING CYLINDER	1				
14	1652533018	CAP	2				
15	1101041225	BOLT	5				
17	0003900081	WASHER	4				
18	1140020012	SPRING WASHER	1				
20	0573100110	PIN	1				
21	1420310014	O-RING	2				
22	0003600190	SHIM					
23	0003600191	SHIM					
24	0003600192	SHIM					
25	0003600193	SHIM					
26	0003600194	SHIM					
27	0573100751	WASHER					
28	0573100752	WASHER					
29	0573100753	WASHER					
30	0573100754	WASHER					
	N1B031-1						

Engine for TB1140 4JJ1XYSB01 (ISUZU)
ENGINE GASKET KIT (1/2)

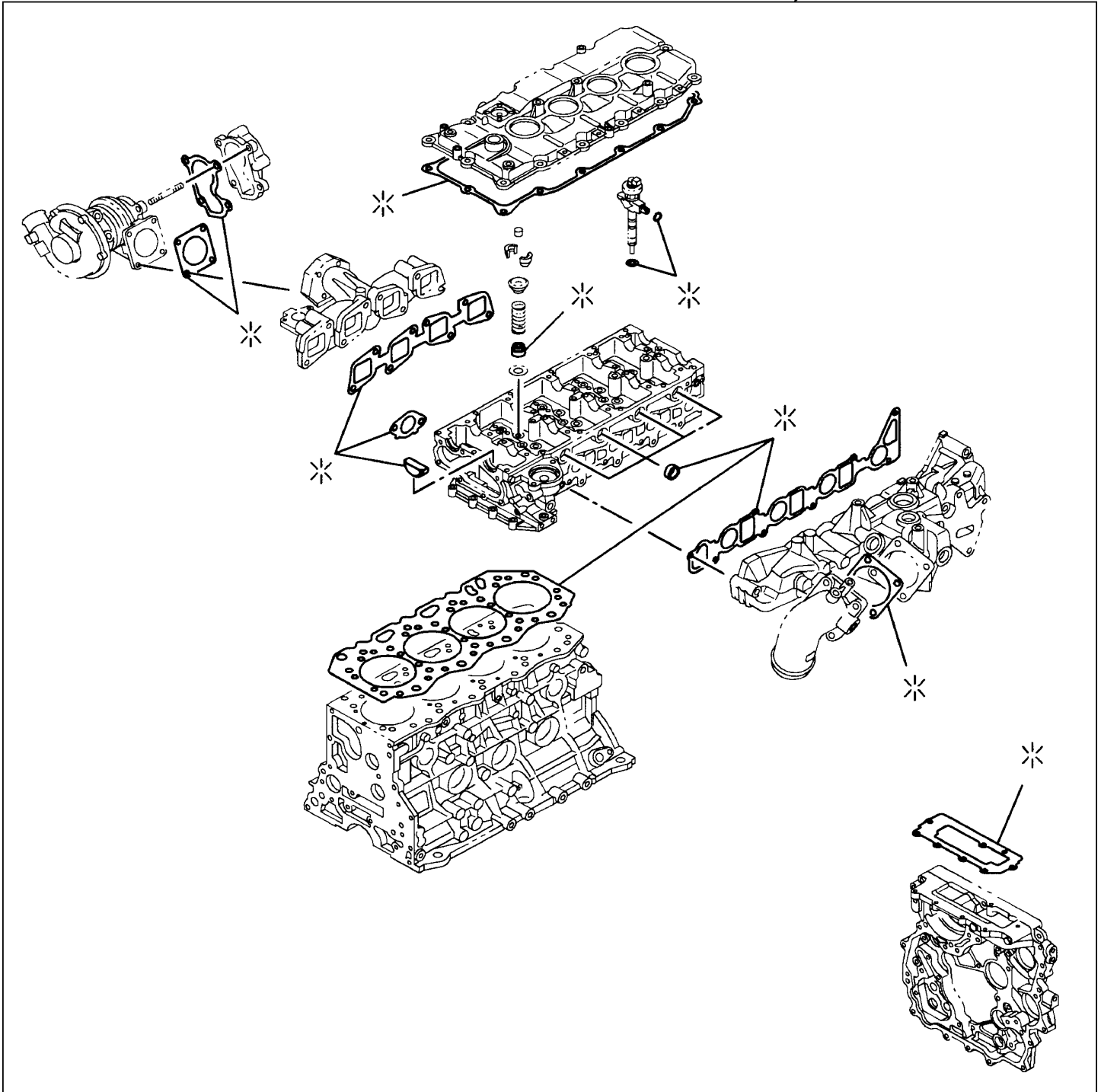


Engine for TB1140 4JJ1XYSB01 (ISUZU)
ENGINE GASKET KIT (1/2)

Item	Part No	Description	Qty
1	I5-87815-0450	GASKET SET; ENG OVERHAUL (HEAD GASKET T=1.05)	1
	I5-87815-0460	GASKET SET; ENG OVERHAUL (HEAD GASKET T=1.10)	1
	I5-87815-0470	GASKET SET; ENG OVERHAUL (HEAD GASKET T=1.15)	1

Engine for TB1140 4JJ1XYSB01 (ISUZU)
ENGINE GASKET KIT (2/2)

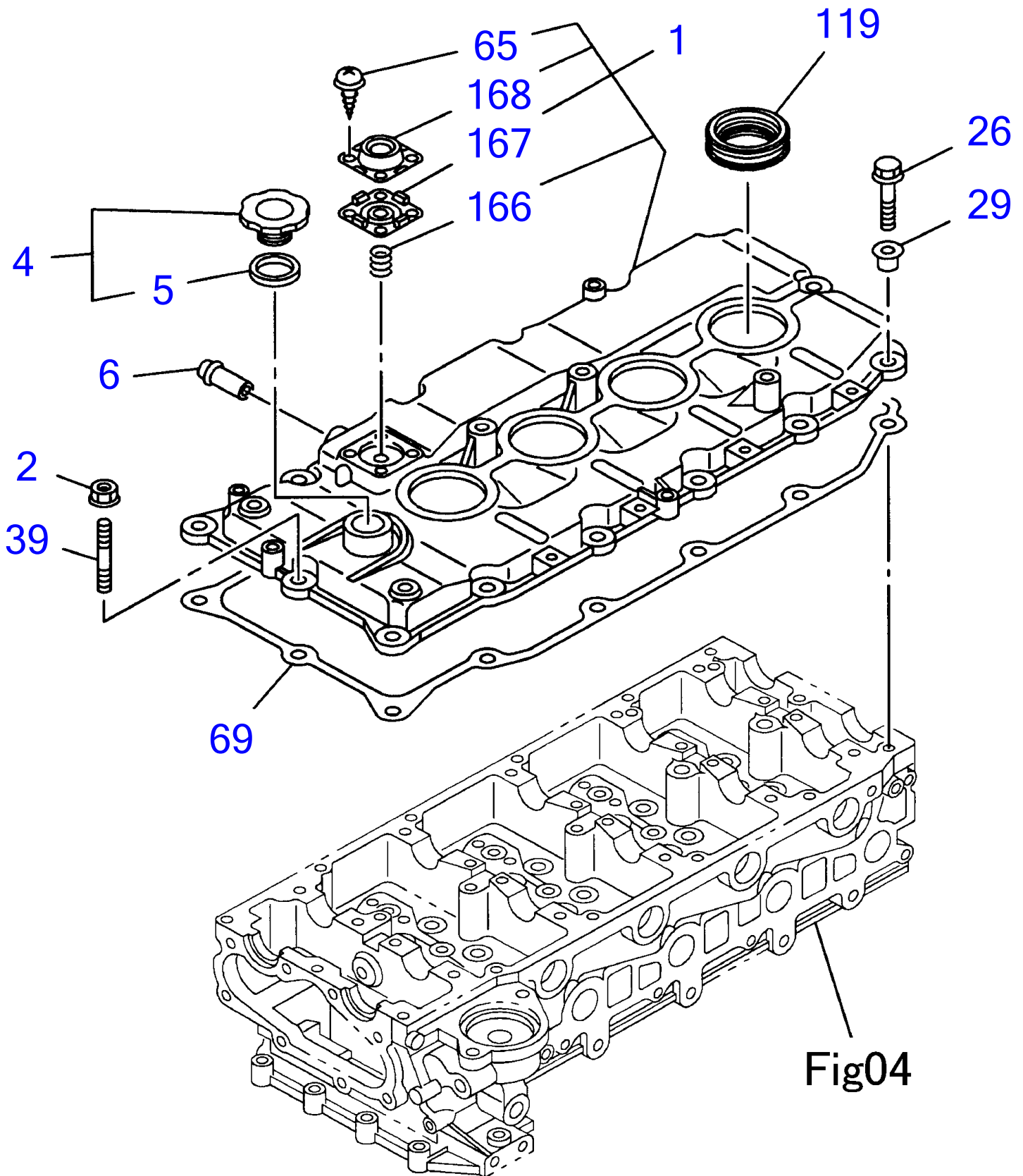
2



Engine for TB1140 4JJ1XYSB01 (ISUZU)
ENGINE GASKET KIT (2/2)

Item	Part No	Description	Qty
2	I5-87815-0540	GASKET SET; ENG HD OVERHAUL (HEAD GASKET T=1.05)	1
	I5-87815-0550	GASKET SET; ENG HD OVERHAUL (HEAD GASKET T=1.10)	1
	I5-87815-0560	GASKET SET; ENG HD OVERHAUL (HEAD GASKET T=1.15)	1

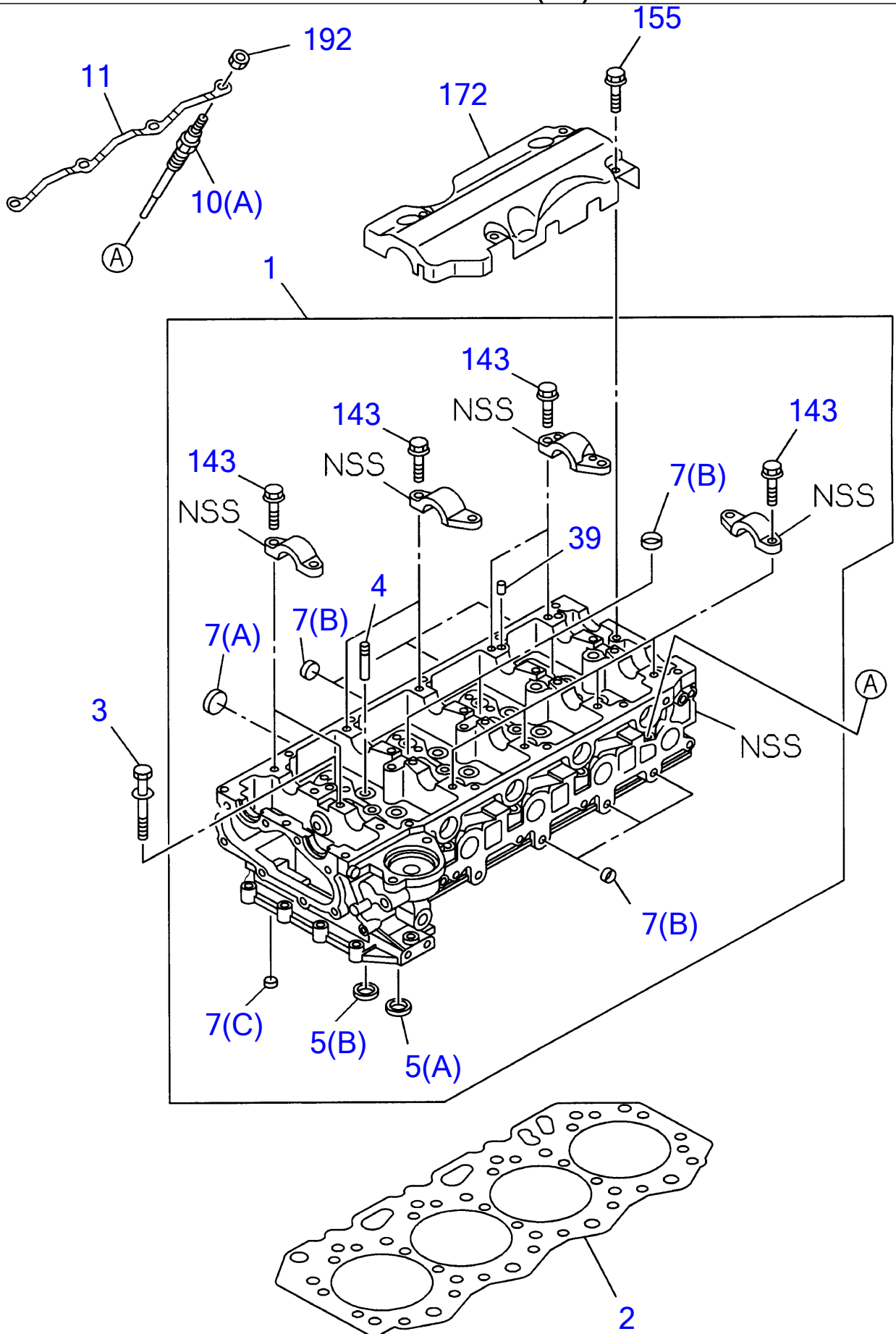
Engine for TB1140 4JJ1XYSB01 (ISUZU)
CYLINDER HEAD COVER



**Engine for TB1140 4JJ1XYSB01 (ISUZU)
CYLINDER HEAD COVER**

Item	Part No	Description	Qty
1	I8-98052-8300	COVER; CYL HD	1
2	I0-91180-2060	NUT; COVER, HD (M6 FLANGE)	1
4	I8-94133-2075	CAP; OIL FILLER	1
5	I8-94123-6231	GASKET; OIL FILLER (ID=32 OD =40)	1
6	I8-98045-7380	PIPE; PCV HOSE	1
26	I0-28650-6300	BOLT; CYL HD COVER (M6X30 FLANGE)	13
29	I8-97381-5240	RUBBER; MTG, HD COVER	14
39	I8-97372-7950	STUD; COVER, HD (M6X30 L=38)	1
65	I8-97366-5920	SCREW; ADAPTER	4
69	I8-97945-3380	GASKET; HD TO COVER	1
119	I8-98037-5430	COVER; SEAL, NOZZLE	4
166	I8-97365-9980	SPRING; VENTILATOR	1
167	I8-98003-1640	DIAPHRAGM; VENTILATOR	1
168	I8-97365-9920	COVER; VENTILATOR	1

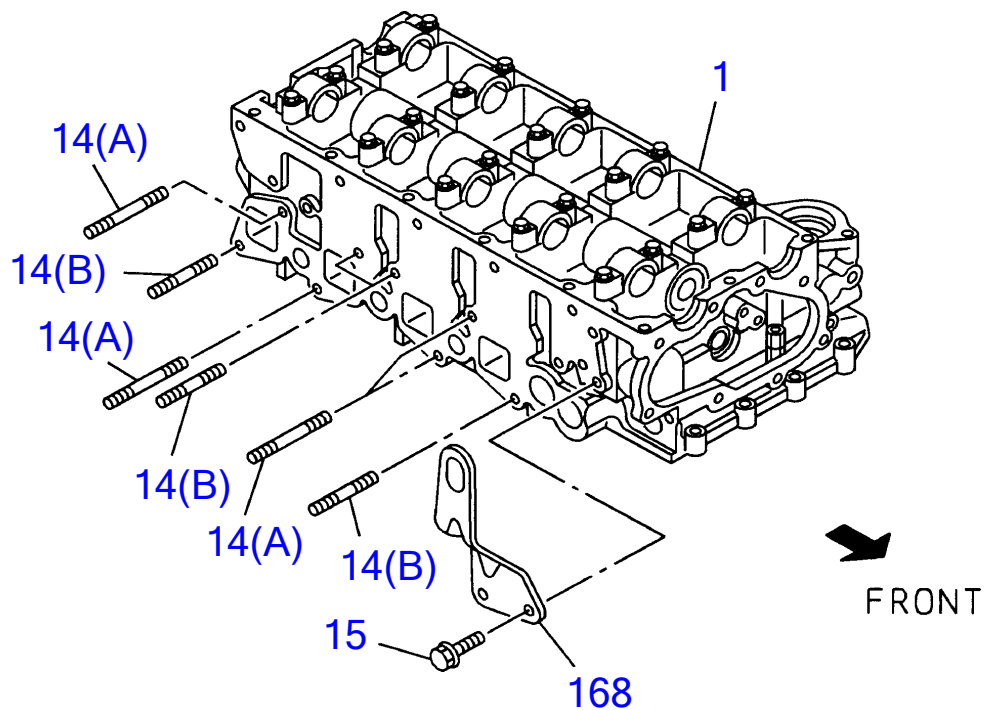
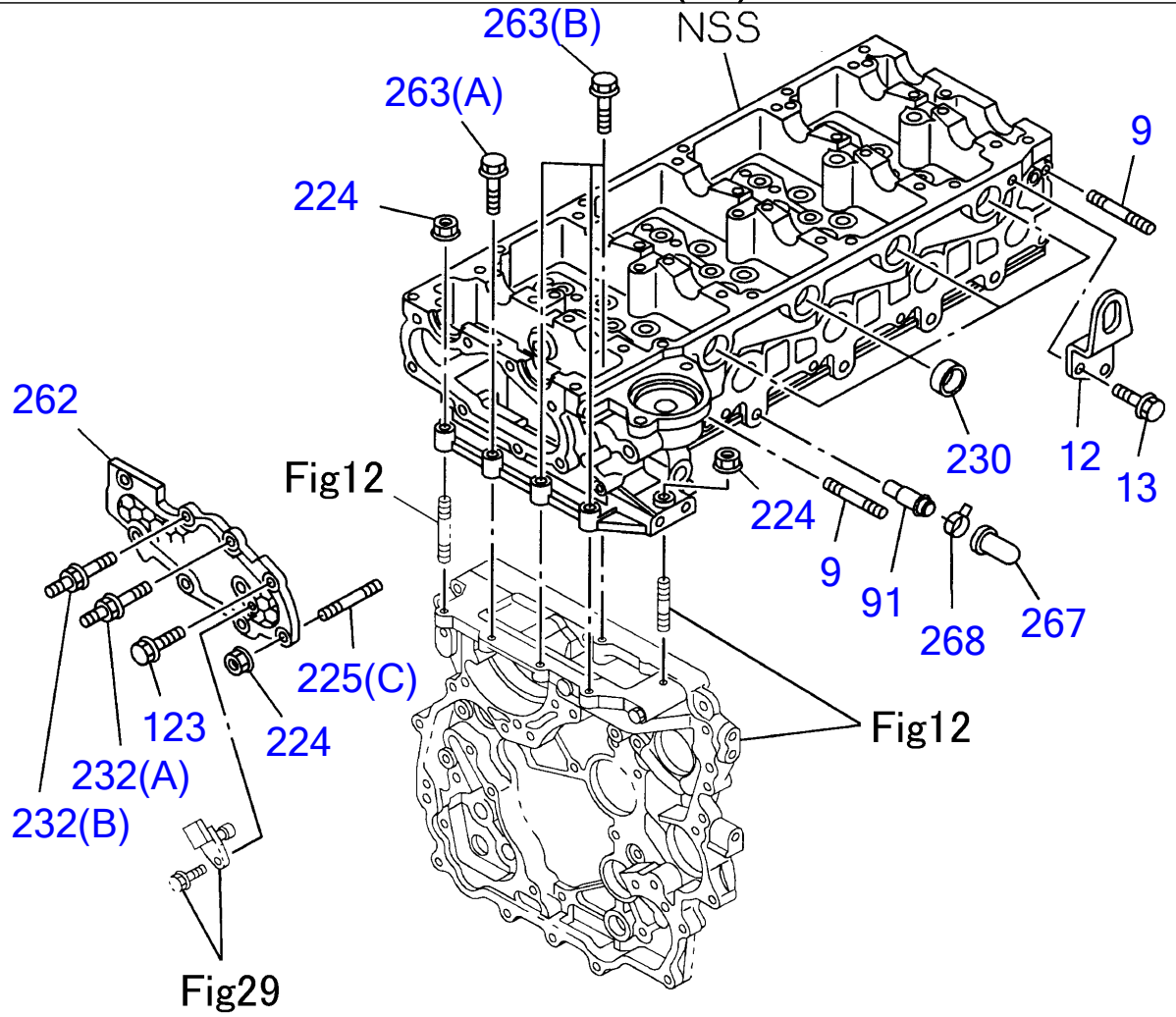
Engine for TB1140 4JJ1XYSB01 (ISUZU)
CYLINDER HEAD (1/2)



**Engine for TB1140 4JJ1XYSB01 (ISUZU)
CYLINDER HEAD (1/2)**

Item	Part No	Description	Qty
1	I8-97355-9708	HEAD ASM; CYL	1
2	I8-97328-8662	GASKET; CYL HD (T=1.05 1-NOTCH)	1
	I8-97328-8672	GASKET; CYL HD (T=1.10 2-NOTCH)	1
	I8-97328-8682	GASKET; CYL HD (T=1.15 3-NOTCH)	1
3	I8-97144-5831	BOLT; CYL HD BLOCK (M11X114)	18
4	I8-94239-4230	GUIDE; VLV	16
5(A)	I8-97311-3780	SEAT; VLV INSERT (INLET)	8
5(B)	I8-97311-3790	SEAT; VLV INSERT (EXH)	8
7(A)	I1-09600-0122	CUP; SEALING, CYL HEAD (OD=32)	2
7(B)	I5-11219-0080	CUP; SEALING, CYL HEAD (OD=18)	13
7(C)	I5-11219-0110	CUP; SEALING, CYL HEAD (OD=14)	7
10(A)	I8-98054-2560	PLUG; GLOW (NGK 24V)	4
11	I8-98014-3350	CONNECTOR; GLOW PLUG	1
39	I8-97329-1291	DOWEL; CAP, CM/SHF	20
143	I0-28650-8400	BOLT; FIX (M8X40 FLANGE)	20
155	I0-58330-6100	BOLT; BAFFLE PLATE (M6X10 HEX SOCKET)	4
172	I8-98016-8650	PLATE; BAFFLE, CYL HD	1
192	I8-97368-8530	NUT; GLOW PLUG (M4 FLANGE)	4

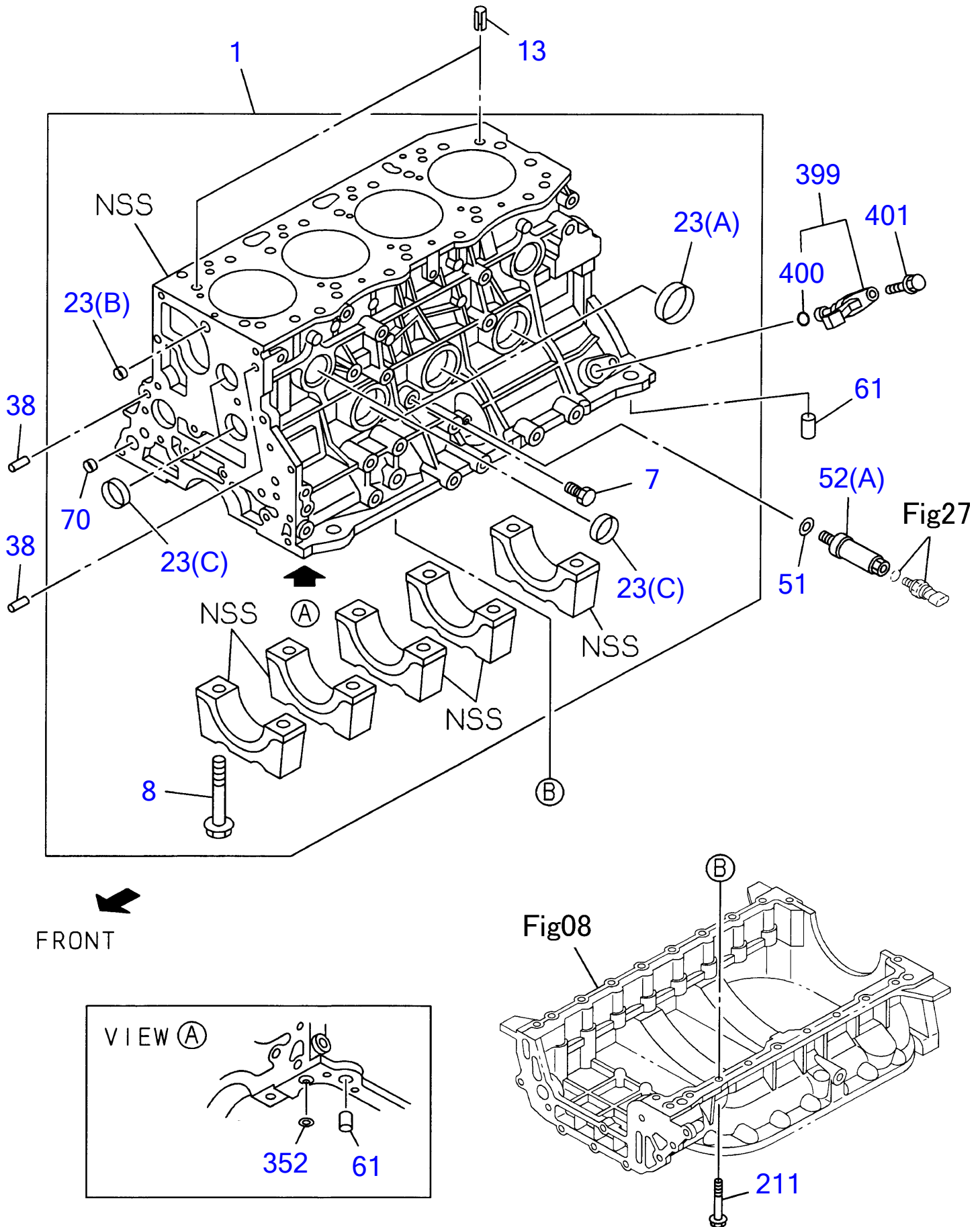
Engine for TB1140 4JJ1XYSB01 (ISUZU)
CYLINDER HEAD (2/2)



**Engine for TB1140 4JJ1XYSB01 (ISUZU)
CYLINDER HEAD (2/2)**

Item	Part No	Description	Qty
1	I8-97355-9708	HEAD ASM; CYL	1
9	I8-98017-0630	STUD; INL MANIF	2
12	I8-98052-0410	HANGER; ENG, RR	1
13	I0-28050-8200	BOLT; HANGER (M8X20 FLANGE)	2
14(A)	I8-98048-4460	STUD; EXH MANIF (M10X70 L=83)	4
14(B)	I8-97307-0752	STUD; EXH MANIF (M10X33 L=48)	4
15	I0-28751-0250	BOLT; HANGER. FRT (M10X25 FLANGE)	2
91	I8-94343-2111	PIPE; HTR	1
123	I8-97366-6320	BOLT; COVER (M8X20 FLANGE)	4
168	I8-98020-1660	HANGER; ENG, FRT	1
224	I0-91180-2080	NUT; COVER (M8 FLANGE)	2
225(C)	I8-98017-0620	STUD; COVER	2
230	I1-09639-0340	GASKET; SLEEVE, INJECTOR	4
232(A)	I8-97366-6330	STUD; CAM, CARRIER (M8X15 M8X17 L=40)	1
232(B)	I8-97375-4600	STUD; CAM, CARRIER (M6X12 M8X17 L=37)	1
262	I8-97355-5164	COVER; CYL HEAD	1
263(A)	I0-28050-8600	BOLT; CYL HD (M8X60 FLANGE)	1
263(B)	I0-28650-8350	BOLT; CYL HD (M8X35 FLANGE)	3
267	I8-94414-6880	CAP; PIPE, HTR	1
268	I8-94125-8621	CLIP; CAP	1

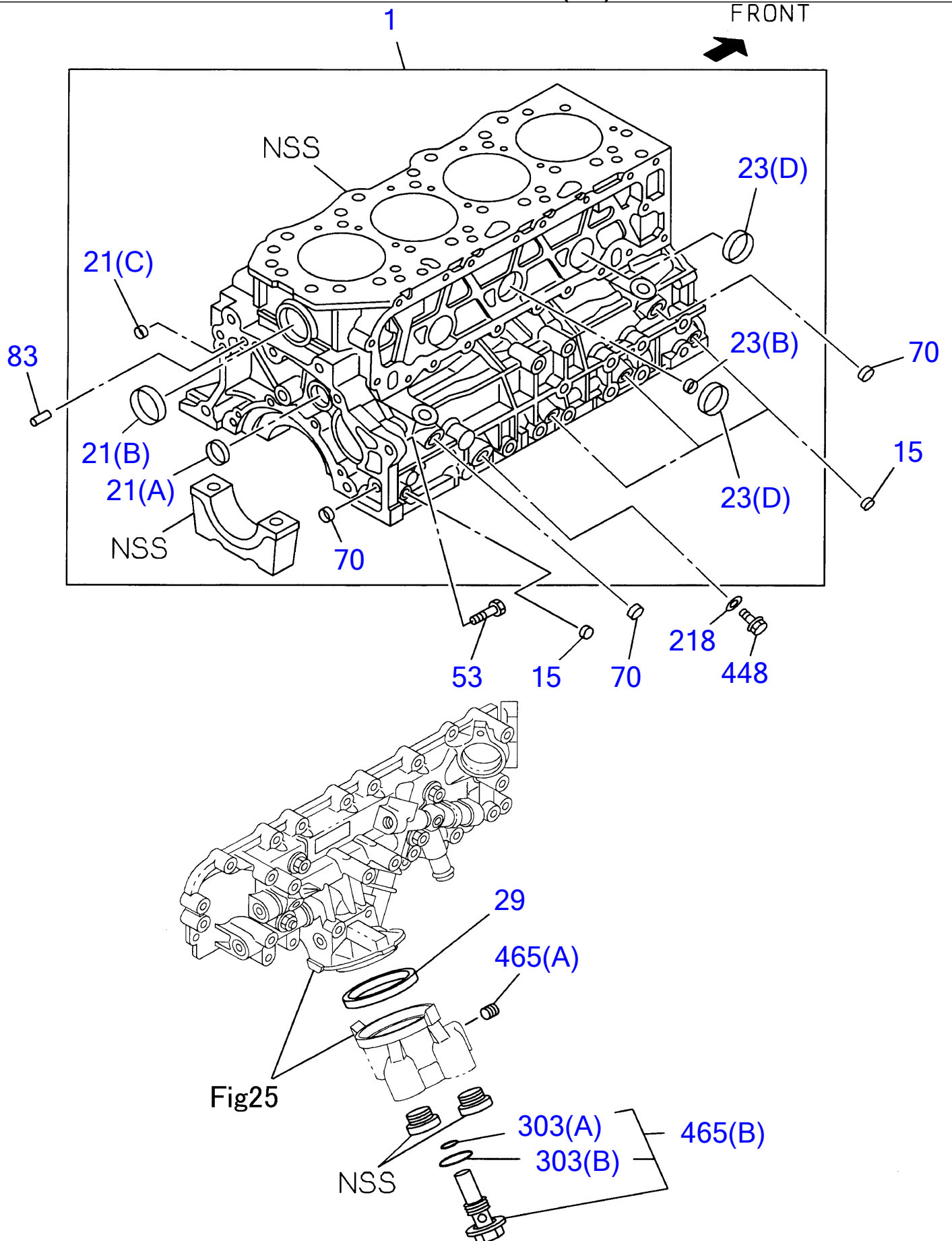
Engine for TB1140 4JJ1XYSB01 (ISUZU)
CYLINDER BLOCK (1/2)



**Engine for TB1140 4JJ1XYSB01 (ISUZU)
CYLINDER BLOCK (1/2)**

Item	Part No	Description	Qty
1	I8-98013-8240	BLOCK ASM; CYL	1
7	I9-09664-0010	PLUG; WATER DRAIN (PT1/4)	2
8	I8-94432-6420	BOLT; BRG CAP (M14X89 FLANGE)	10
13	I8-94453-3440	DOWEL; C/BL TO HD	2
23(A)	I8-97036-5501	CUP; SEALING, C/BL FRT & RR (OD=45)	3
23(B)	I5-11219-0080	CUP; SEALING, C/BL FRT & RR (OD=18)	1
23(C)	I5-11219-0150	CUP; SEALING, C/BL FRT & RR (OD=32)	4
38	I8-97135-4230	PIN; TIMING GEAR CASE (L=20 OD=10)	2
51	I8-94336-2920	GASKET; OIL PRESS WARNING SW, C/BL	1
52(A)	I8-98019-4750	NIPPLE; OIL PRESS WARNING SW, C/BL	1
61	I9-09878-5970	PIN; STRAIGHT	2
70	I5-11129-0060	CUP; SEALING, FRT & RR (OD=16)	1
211	I0-28650-8250	BOLT; CRANKCASE (M8X25 FLANGE)	19
352	I8-98059-5080	GASKET; C/BL TO CRANKCASE	1
399	I8-97312-1081	SENSOR; CRANKSHAFT POSITION	1
400	I8-97369-4040	GASKET; CRANKSHAFT POSITION SENSOR	1
401	I0-28050-6160	BOLT; SENSOR (M6X16 FLANGE)	1

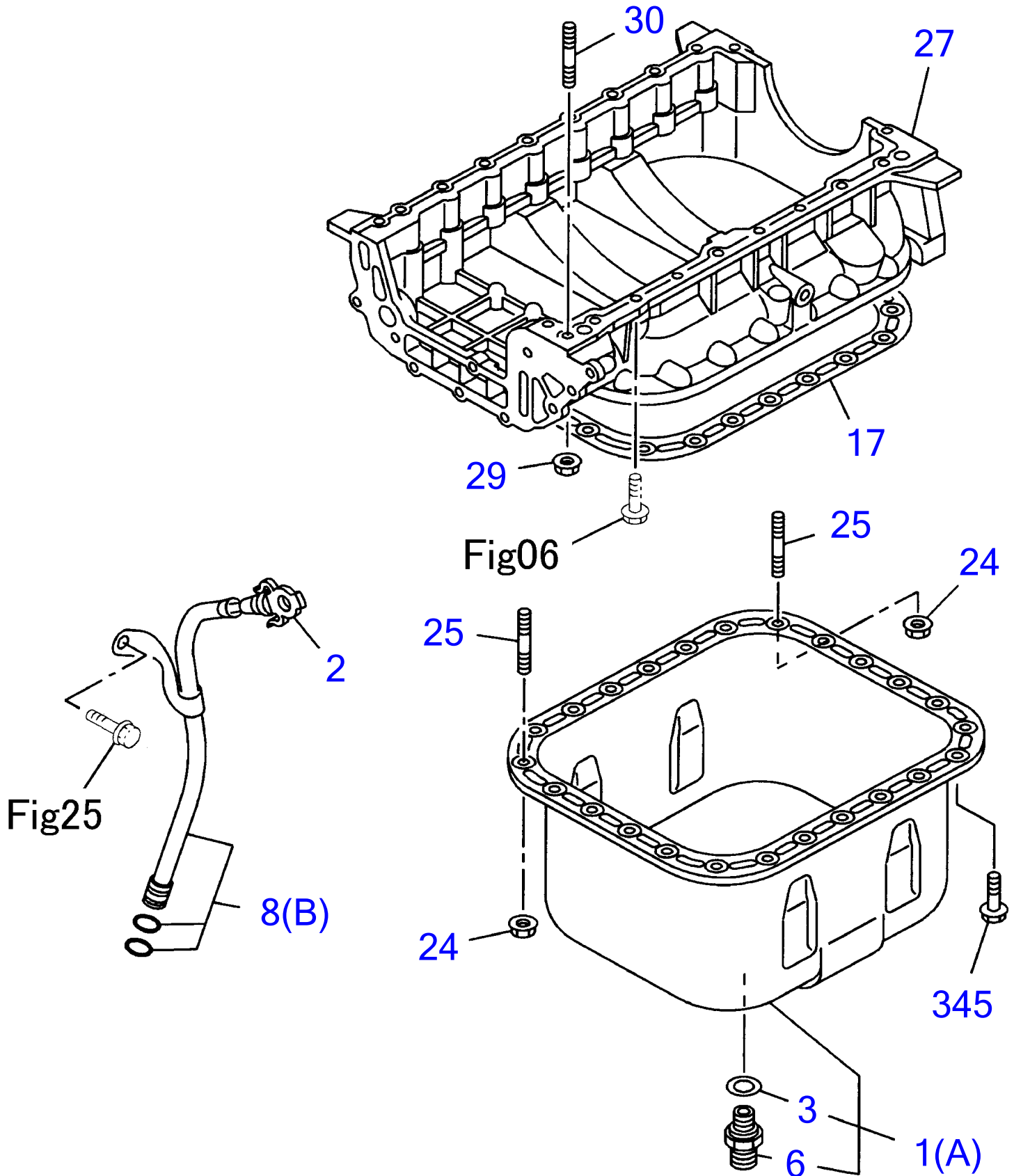
Engine for TB1140 4JJ1XYSB01 (ISUZU)
CYLINDER BLOCK (2/2)



**Engine for TB1140 4JJ1XYSB01 (ISUZU)
CYLINDER BLOCK (2/2)**

Item	Part No	Description	Qty
1	I8-98013-8240	BLOCK ASM; CYL	1
15	I1-09605-0500	PLUG; OIL GALLERY (PT1/8)	5
21(A)	I5-11219-0170	CUP; SEALING, RR (OD=38)	1
21(B)	I5-11219-0180	CUP; SEALING, RR (OD=36)	1
21(C)	I5-09600-0130	CUP; SEALING, RR (OD=12.3)	1
23(B)	I5-11219-0080	CUP; SEALING, C/BL FRT & RR (OD=18)	1
23(D)	I5-11219-0180	CUP; SEALING, C/BL FRT & RR (OD=36)	2
29	I9-13213-0350	GASKET; COVER, OIL PORT	1
53	I9-09606-5350	BOLT; REAMER (M10X43)	1
70	I5-11129-0060	CUP; SEALING, FRT & RR (OD=16)	2
83	I9-08151-0300	PIN; FLYWHEEL HSG	1
218	I9-09571-4140	GASKET; PLUG, C/BL SIDE (ID=14.2 OD=20.0)	1
303(A)	I9-09567-2180	GASKET; PLUG	1
303(B)	I9-09567-2300	GASKET; PLUG	1
448	I8-94152-6130	PLUG; C/BL (M14X14)	1
465(A)	I8-97063-6120	PLUG	1
465(B)	I8-98038-8531	PLUG	1

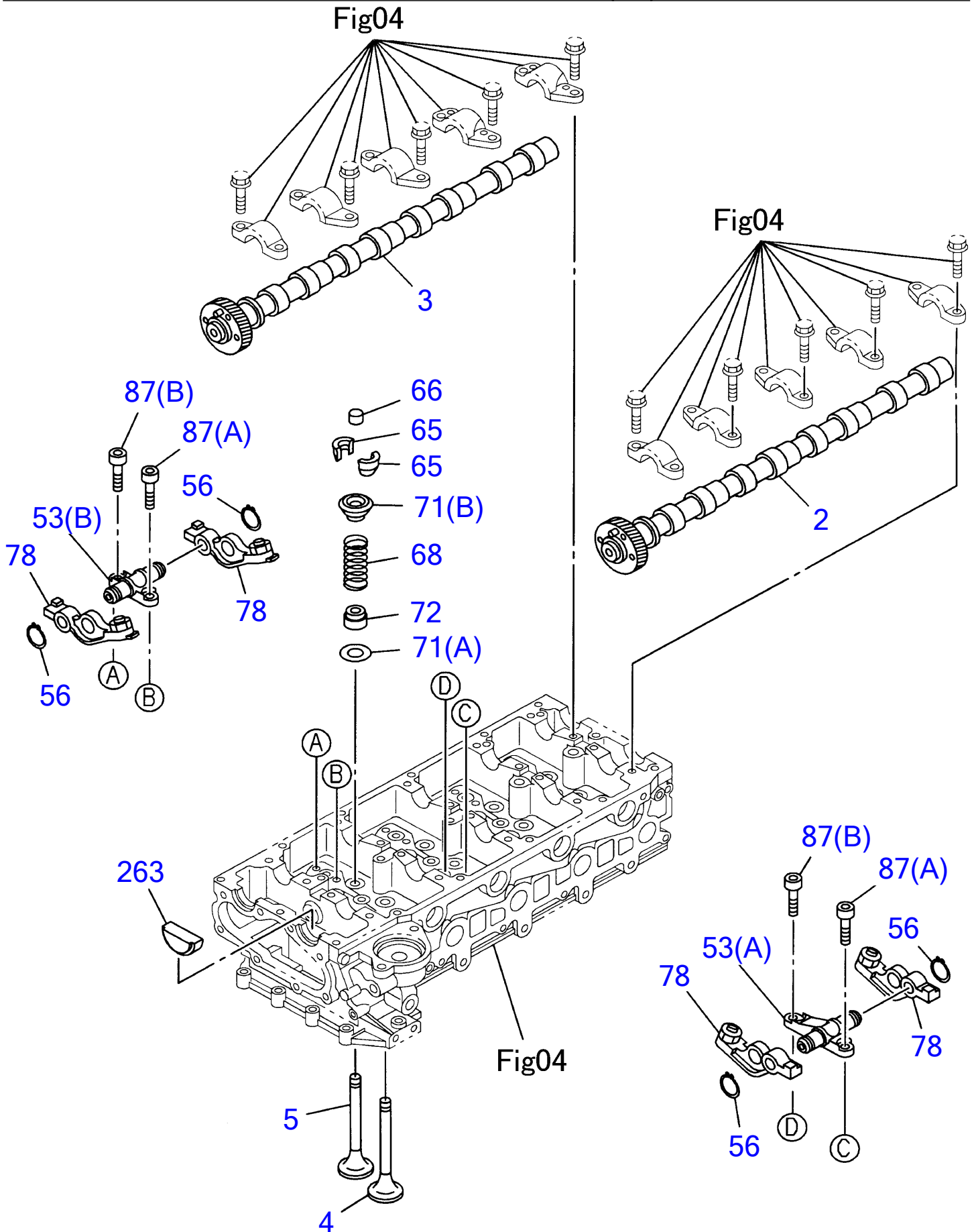
Engine for TB1140 4JJ1XYSB01 (ISUZU)
OIL PAN AND LEVEL GAUGE



**Engine for TB1140 4JJ1XYSB01 (ISUZU)
OIL PAN AND LEVEL GAUGE**

Item	Part No	Description	Qty
1(A)	I8-98038-7651	PAN ASM; OIL	1
2	I8-98084-4780	GAUGE; OIL LEVEL	1
3	I1-09630-0900	GASKET; DRAIN PLUG	1
6	I1-09680-1060	PLUG; OIL DRAIN	1
8(B)	I8-98084-2640	TUBE; GUIDE, OIL LEVEL GAUGE	1
17	I8-98019-5052	GASKET; OIL PAN	1
24	I0-91180-2080	NUT; OIL PAN (M8 FLANGE)	2
25	I0-41010-8160	STUD; OIL PAN (M8X16 L=28)	2
27	I8-98014-8243	CRANKCASE	1
29	I0-91180-2080	NUT; CRANKCASE (M8 FLANGE)	1
30	I0-41010-8400	STUD; CRANKCASE (M8X40 L=52)	1
345	I0-28050-8160	BOLT; SENSOR, OIL LEVEL (M8X16 FLANGE)	22

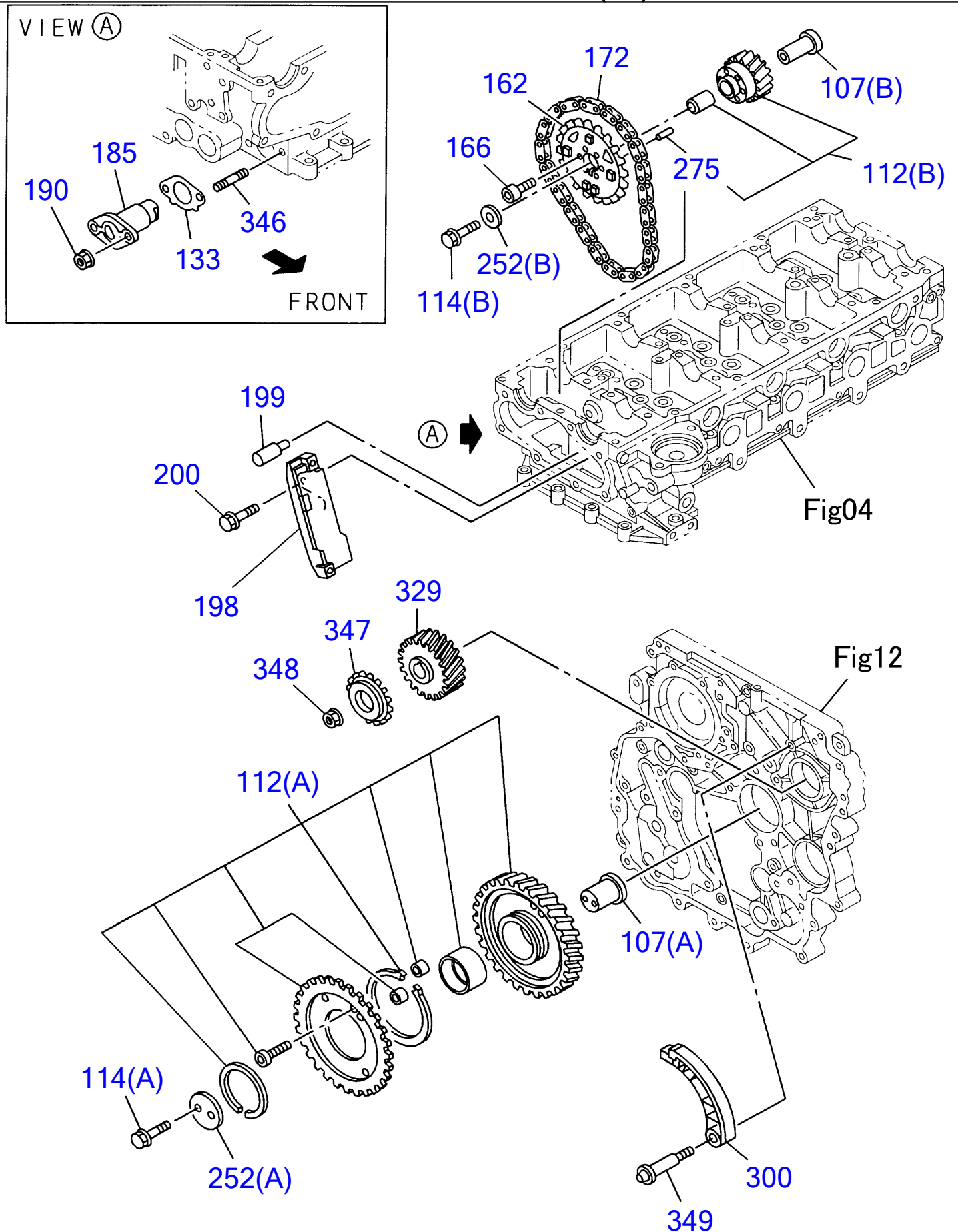
Engine for TB1140 4JJ1XYSB01 (ISUZU)
CAMSHAFT AND VALVE (1/2)



**Engine for TB1140 4JJ1XYSB01 (ISUZU)
CAMSHAFT AND VALVE (1/2)**

Item	Part No	Description	Qty
2	I8-98003-1293	CAMSHAFT; INL	1
3	I8-98003-1303	CAMSHAFT; EXH	1
4	I8-98016-9730	VALVE; INL	8
5	I8-98016-9741	VALVE; EXH	8
53(A)	I8-98025-0710	SHAFT; ROCKER ARM (INLET)	4
53(B)	I8-98025-0740	SHAFT; ROCKER ARM (EXH)	4
56	I8-98025-4960	RING; SNAP, ROCKER ARM	16
65	I8-94239-5010	COLLAR; SPLIT	32
66	I8-98029-8701	CAP; VLV STEM END	16
68	I8-98038-8810	SPRING; VLV	16
71(A)	I8-97144-5840	SEAT; SPR (LOWER)	16
71(B)	I8-98017-0670	SEAT; SPR (UPPER)	16
72	I8-97328-6470	SEAL; VLV GUIDE	16
78	I8-98025-0591	ARM; ROCKER (INLET & EXH)	16
87(A)	I0-58330-8250	BOLT; ROCKER SHAFT (M8X25 HEX SOCKET)	8
87(B)	I0-58330-8400	BOLT; ROCKER SHAFT (M8X40 HEX SOCKET)	8
263	I8-97259-9730	GASKET; CAM END	4

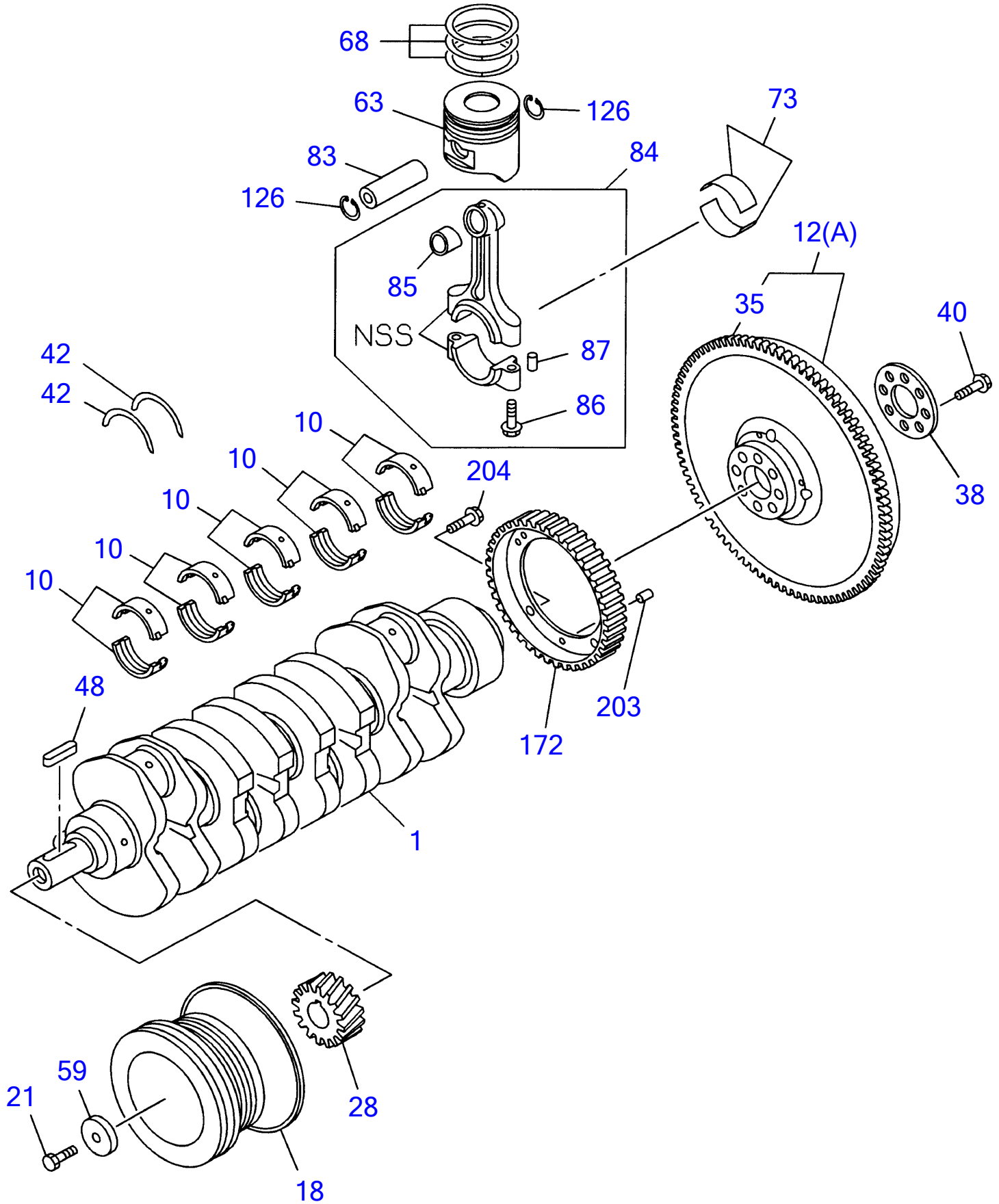
Engine for TB1140 4JJ1XYSB01 (ISUZU)
CAMSHAFT AND VALVE (2/2)



**Engine for TB1140 4JJ1XYSB01 (ISUZU)
CAMSHAFT AND VALVE (2/2)**

Item	Part No	Description	Qty
107(A)	I8-97312-3152	SHAFT; IDLE GEAR	1
107(B)	I8-97312-3221	SHAFT; IDLE GEAR	1
112(A)	I8-97381-5161	GEAR; IDLE (Z=80)	1
112(B)	I8-97381-5201	GEAR; IDLE (Z=35)	1
114(A)	I0-28061-0600	BOLT; IDLE GEAR (M10X60 FLANGE)	2
114(B)	I0-28161-2600	BOLT; IDLE GEAR (M12X60 FLANGE)	1
133	I8-97312-3360	GASKET; CHAIN TENSIONER	1
162	I8-97312-3310	SPROCKET; IDLE	1
166	I0-58330-6160	BOLT; SPROCKET TO LAYSHAFT (M6X16 HEX SOCKET)	6
172	I8-97945-0670	CHAIN; TIMING, CM/SHF	1
185	I8-97945-0681	TENSIONER; CHAIN	1
190	I0-91180-2060	NUT; CHAIN TENSIONER (M6 FLANGE)	2
198	I8-97945-0690	GUIDE; TIMING CHAIN	1
199	I8-97356-0611	JET; OIL, TIMING CHAIN	1
200	I1-09070-1201	BOLT; CHAIN GUIDE, LWR (M8X20)	2
252(A)	I8-98016-8920	FLANGE; IDLE SHAFT	1
252(B)	I8-98016-8930	FLANGE; IDLE SHAFT	1
275	I9-08160-5100	PIN; IDLE GEAR (OD=5 L=10)	1
300	I8-97945-0700	LEVER; TENSION, TIMING CHAIN	1
329	I8-98017-5391	GEAR; INJ PUMP (Z=44)	1
346	I0-41010-6180	STUD; CHAIN (M6X18 L=27)	2
347	I8-97312-3301	SPROCKET; I/PUMP	1

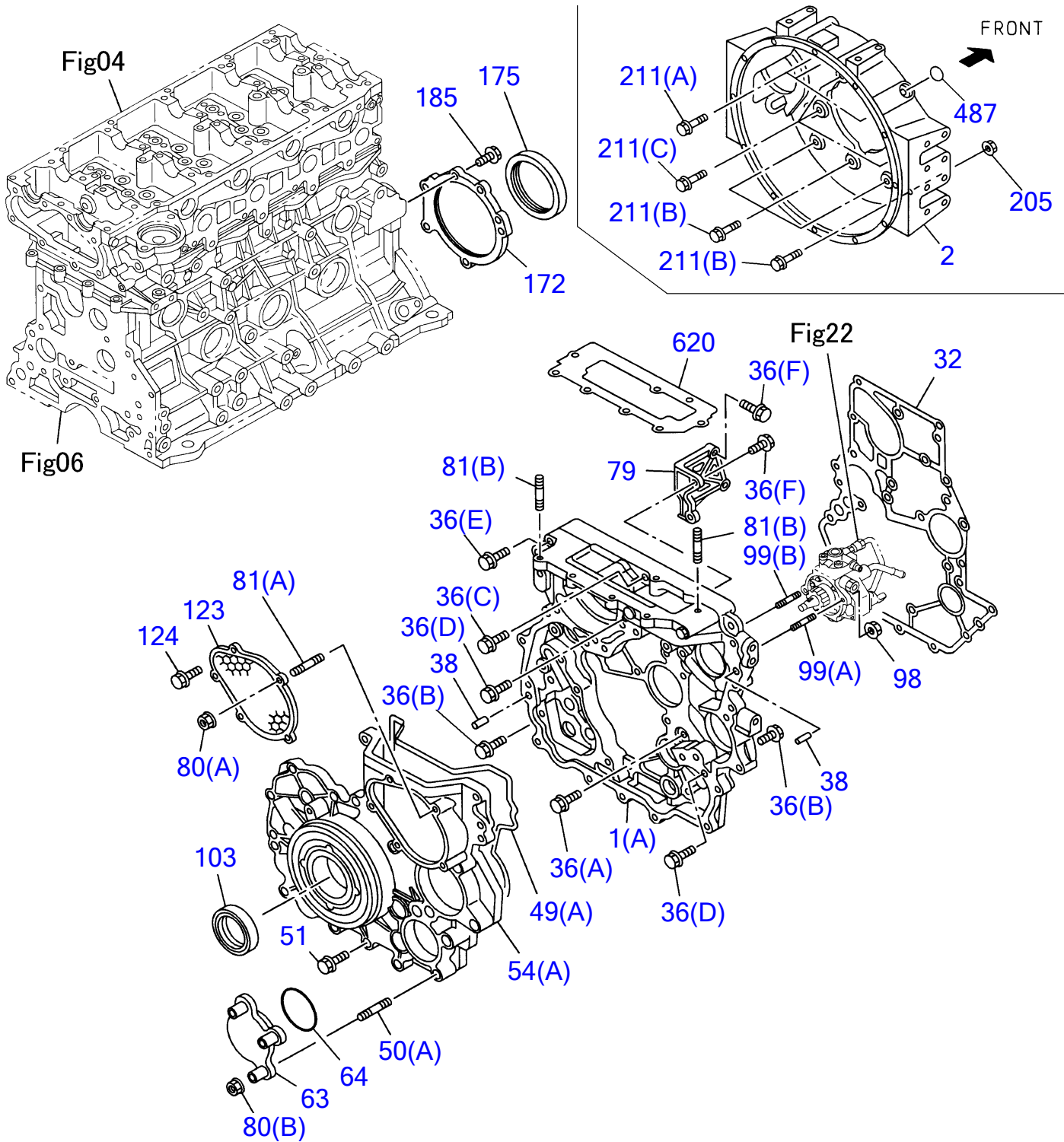
Engine for TB1140 4JJ1XYSB01 (ISUZU)
 CRANKSHAFT, PISTON AND FLYWHEEL



**Engine for TB1140 4JJ1XYSB01 (ISUZU)
CRANKSHAFT, PISTON AND FLYWHEEL**

Item	Part No	Description	Qty
1	I8-97388-8281	CRANKSHAFT	1
10	I8-97387-9640	METAL SET; CRANKSHAFT (GRADE=1)	5
	I8-97387-9650	METAL SET; CRANKSHAFT (GRADE=2)	5
	I8-97387-9660	METAL SET; CRANKSHAFT (GRADE=3)	5
	I8-97387-9670	METAL SET; CRANKSHAFT (GRADE=4)	5
	I8-97387-9680	METAL SET; CRANKSHAFT (GRADE=5)	5
12(A)	898051-4470	FLYWHEEL	1
18	I8-98038-8060	PULLEY; CR/SHF	1
21	I5-09000-2732	BOLT; PULLEY FIX (M16X43)	1
28	I8-97386-2321	GEAR; CR/SHF (Z=44)	1
35	I9-12333-6061	GEAR; RING (Z=122)	1
38	I8-94142-1561	WASHER; FLYWHEEL	1
40	I8-94418-0500	BOLT; FLYWHEEL (M13X45)	8
42	I8-97383-7400	WASHER; THRUST, CR/SHF	2
48	I8-94201-6410	KEY; WOODRUFF, CR/SHF	1
59	I5-09503-1271	WASHER; CR/SHF PULLEY (ID=16.5 OD=45)	1
63	I8-98041-6301	PISTON (GRADE=A)	4
	I8-98041-6561	PISTON (GRADE=B)	4
	I8-98041-6591	PISTON (GRADE=C)	4
68	I8-98057-2220	RING SET; PISTON, STANDARD	4
73	I8-97358-2340	METAL SET; CONN ROD, STANDARD	4
83	I8-98015-1931	PIN; PISTON	4
84	I8-97388-9212	ROD ASM; CONN	4
85	I8-97383-0660	BUSHING; CONNROD	4
86	I8-98048-5380	BOLT; CONNROD (M11X44.5)	8
87	I9-08160-5080	PIN; CONNROD BIG END (OD=5 L=8)	8
126	I8-94460-6870	RING; SNAP, PISTON PIN	8
172	I8-97312-3370	ROTOR; CRANK SENSOR	1
203	I9-08160-5080	PIN; ROTOR (OD=5 L=8)	1
204	I8-97213-3330	BOLT; ROTOR	3

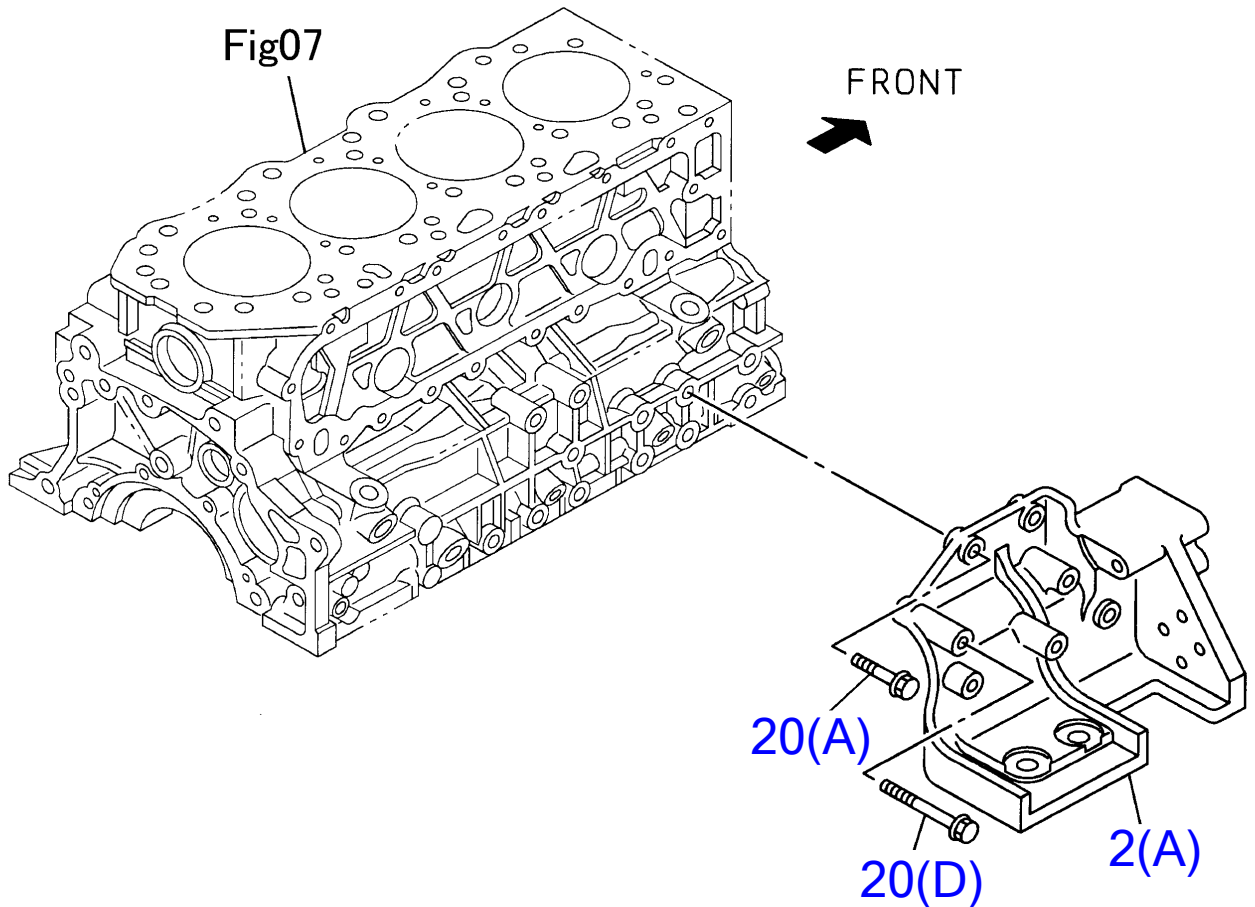
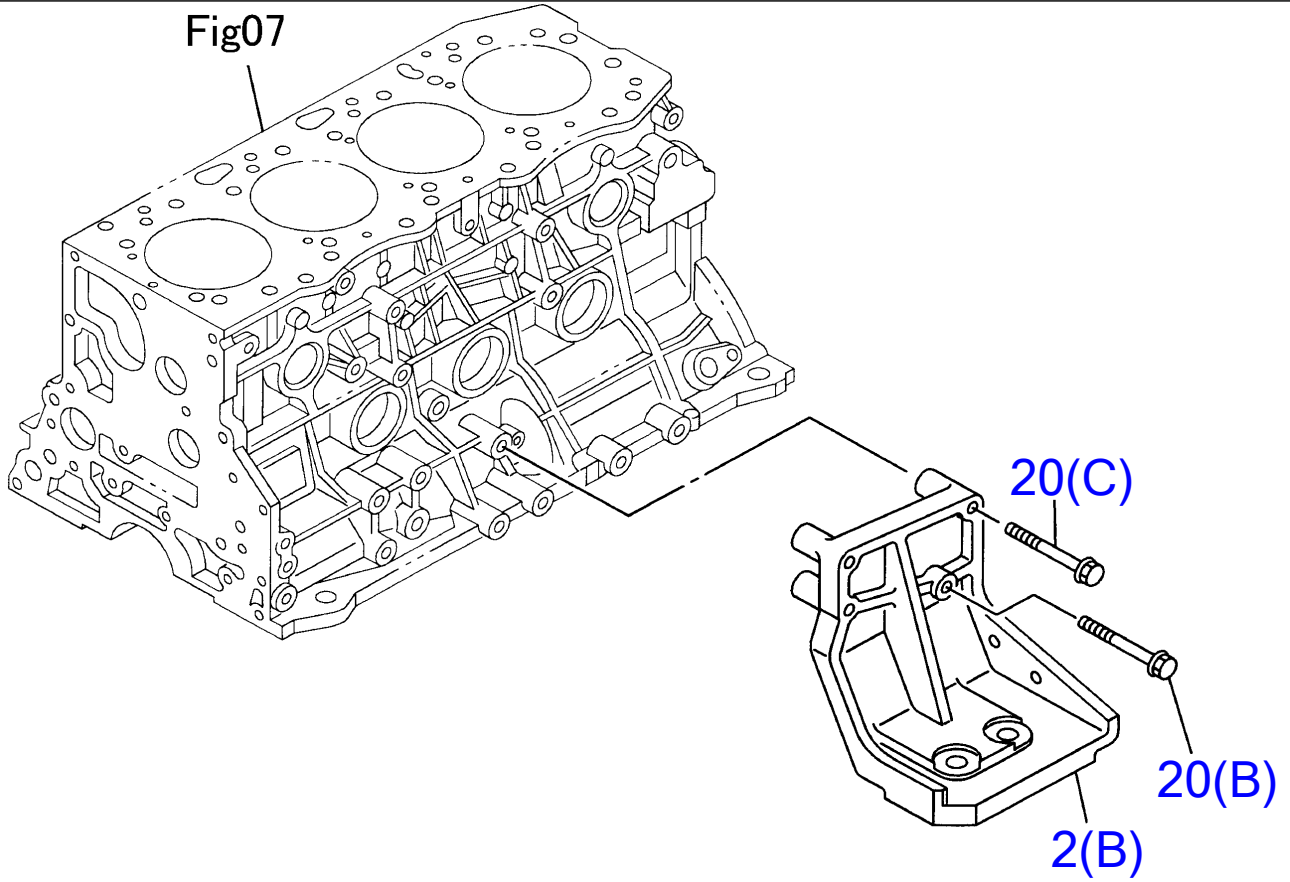
Engine for TB1140 4JJ1XYSB01 (ISUZU)
 TIMING GEAR CASE AND FLYWHEEL HOUSING



Engine for TB1140 4JJ1XYSB01 (ISUZU)
TIMING GEAR CASE AND FLYWHEEL HOUSING

Item	Part No	Description	Qty
1(A)	I8-97945-2610	CASE; TIMING GEAR	1
2	I8-98044-6990	HOUSING; FLYWHEEL	1
32	I8-97312-2212	GASKET; GEAR CASE TO C/BL	1
36(A)	I0-28050-8160	BOLT; GEAR CASE (M8X16 FLANGE)	1
36(B)	I0-28050-8200	BOLT; GEAR CASE (M8X20 FLANGE)	16
36(C)	I0-28050-8350	BOLT; GEAR CASE (M8X35 FLANGE)	1
36(D)	I0-28050-8450	BOLT; GEAR CASE (M8X45 FLANGE)	2
36(E)	I0-28050-8600	BOLT; GEAR CASE (M8X60 FLANGE)	1
36(F)	I0-28650-8300	BOLT; GEAR CASE (M8X30 FLANGE)	3
38	I8-97135-4230	PIN; GEAR CASE COVER (L=20 OD=10)	2
49(A)	I8-97945-2980	GASKET; GEAR CASE TO COVER	1
50(A)	I8-97354-8082	STUD (M8X50.5 L=64.5)	6
51	I8-97354-6971	BOLT; GEAR CASE COVER	14
54(A)	I8-98012-9601	COVER; GEAR CASE	1
63	I8-97367-3362	COVER; P/S	1
64	I8-97109-6790	GASKET; COVER, P/S	1
79	I8-97370-3902	BRACKET; GEAR CASE COVER	1
80(A)	I0-91180-2060	NUT; COVER (M6 FLANGE)	2
80(B)	I0-91180-2080	NUT; COVER (M8 FLANGE)	3
81(A)	I0-41010-6160	STUD; GEAR CASE COVER FIX (M6X16 L=25)	2
81(B)	I0-49140-8300	STUD; GEAR CASE COVER FIX (M8X30 L=48)	2
98	I091180-2080	NUT; STUD, INJ PUMP (M8 FLANGE)	2
99(A)	I8-97369-4490	STUD; INJ PUMP (M8X30 L=41)	1
99(B)	I8-97369-4500	STUD; INJ PUMP (M8X45 L=56)	1
103	I8-97351-7040	SEAL; OIL, CR/SHF, FRT	1
123	I8-97371-7201	COVER; TIMING, LWR	1
124	I0-28050-6160	BOLT; TIMING COVER (M6X16 FLANGE)	3
172	I8-97175-9863	RETAINER; CR/SHF	1
175	I8-97071-5611	SEAL; OIL, CR/SHF, RR	1
185	I0-28650-8250	BOLT; RET TO C/BL (M8X25 FLANGE)	5
205	I0-91180-1100	NUT; HSG (M10 FLANGE)	1
211(A)	I0-28651-0300	BOLT; HSG (M10X30 FLANGE)	3
211(B)	I0-28751-2350	BOLT; HSG (M12X35 FLANGE)	4
211(C)	I5-09000-2270	BOLT; HSG (M12X25)	3
487	I8-97220-7400	COVER; HOLE	1
620	I8-97328-8282	GASKET; GEAR CASE (T=1.40 1-NOTCH)	1
	I8-97331-6312	GASKET; GEAR CASE (T=1.45 2-NOTCH)	1
	I8-97331-6322	GASKET; GEAR CASE (T=1.50 3-NOTCH)	1

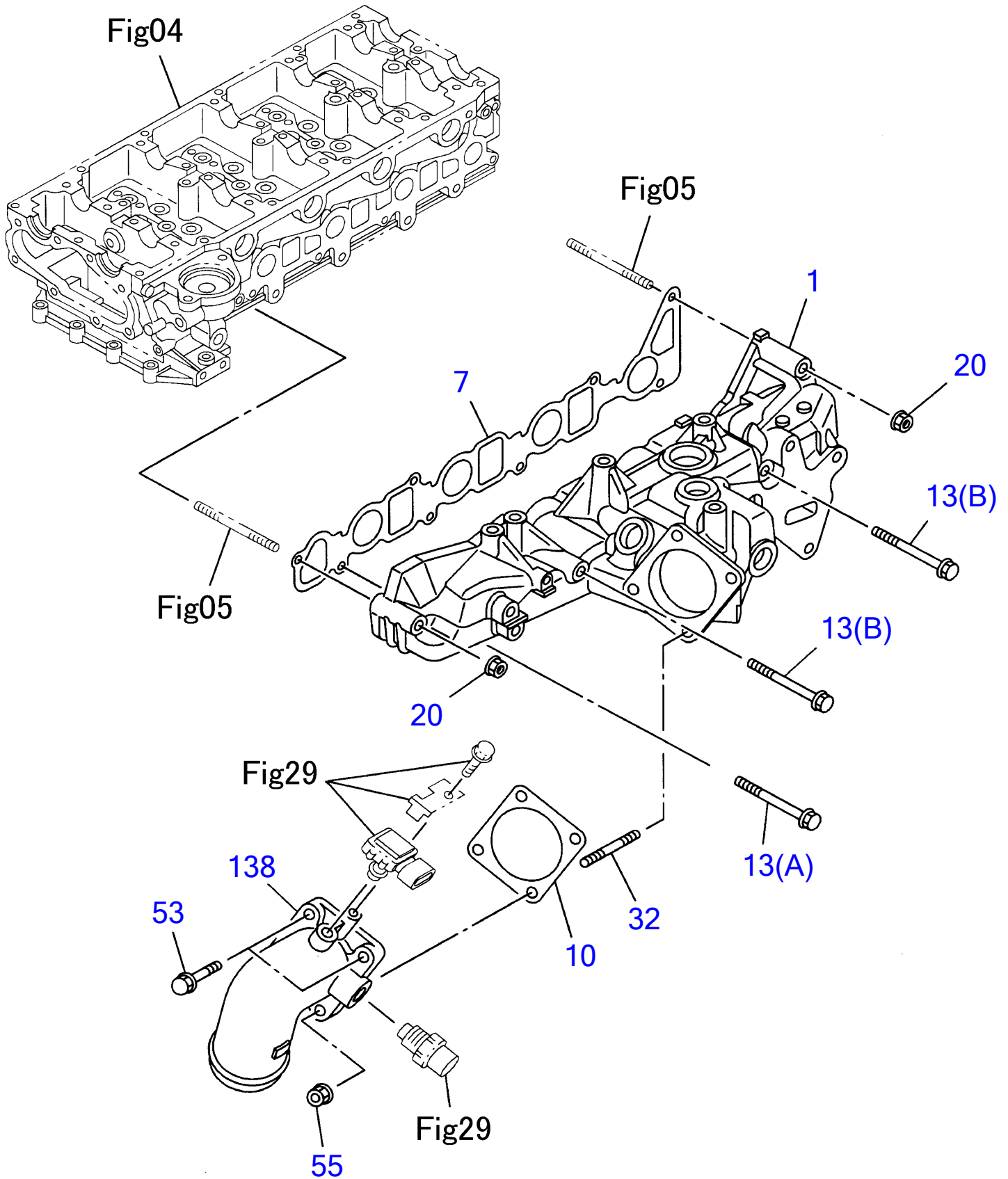
Engine for TB1140 4JJ1XYSB01 (ISUZU)
ENGINE MOUNTING



**Engine for TB1140 4JJ1XYSB01 (ISUZU)
ENGINE MOUNTING**

Item	Part No	Description	Qty
2(A)	I8-98038-7800	FOOT; ENG (R)	1
2(B)	I8-98038-7820	FOOT; ENG (L)	1
20(A)	I0-28051-0300	BOLT; ENG FOOT (M10X30 FLANGE)	2
20(B)	I0-28051-0450	BOLT; ENG FOOT (M10X45 FLANGE)	1
20(C)	I0-28051-0600	BOLT; ENG FOOT (M10X60 FLANGE)	3
20(D)	I0-28051-0700	BOLT; ENG FOOT (M10X70 FLANGE)	2

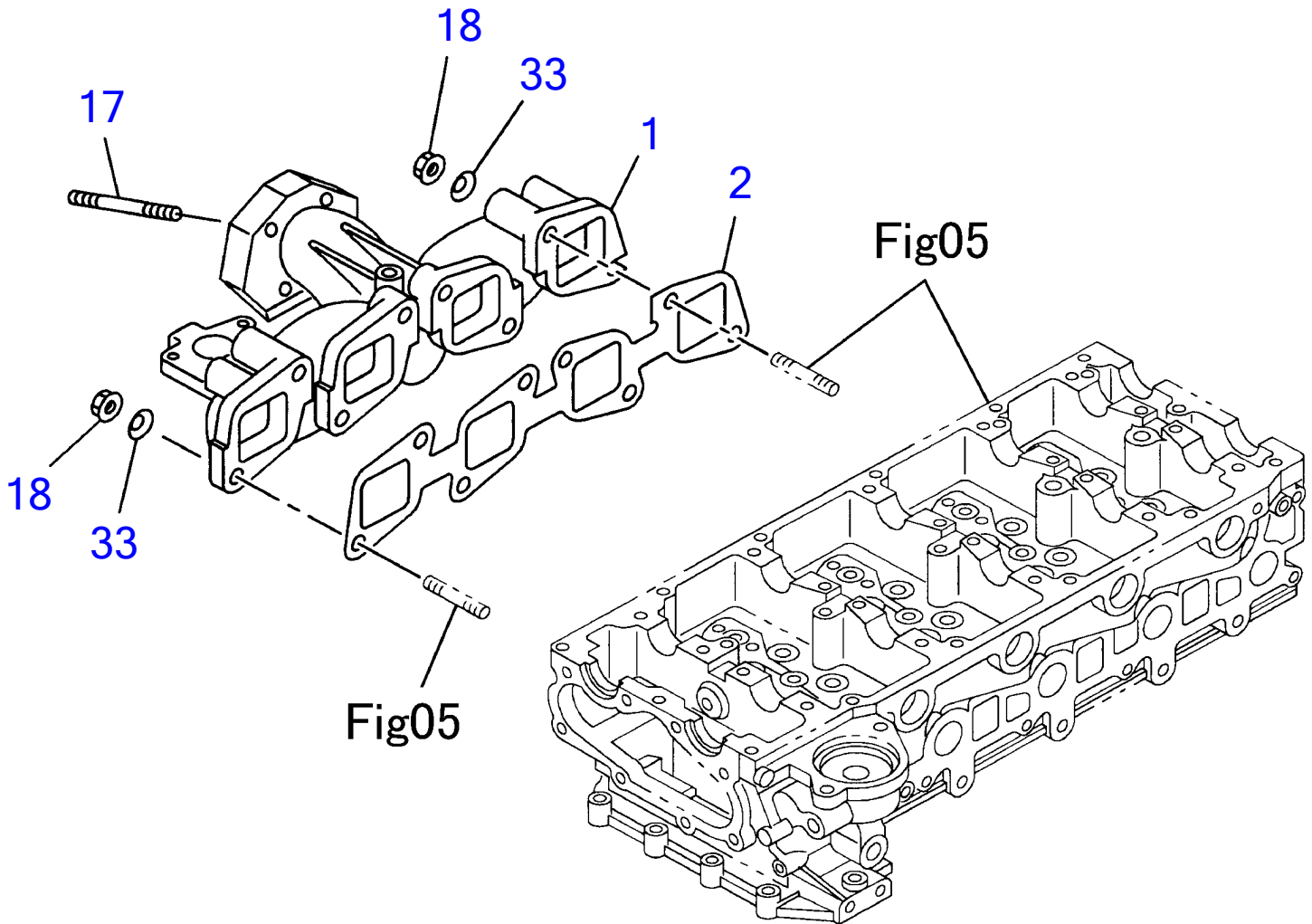
Engine for TB1140 4JJ1XYSB01 (ISUZU)
INLET MANIFOLD



**Engine for TB1140 4JJ1XYSB01 (ISUZU)
INLET MANIFOLD**

Item	Part No	Description	Qty
1	I8-98024-4110	MANIFOLD; INL	1
7	I8-97312-0671	GASKET; INL MANIF TO HD	1
10	I8-97366-7841	GASKET; INL PIPE TO MANIF	1
13(A)	I0-28050-8700	BOLT; INL MANIF (M8X70 FLANGE)	4
13(B)	I0-28055-8110	BOLT; INL MANIF (M8X110 FLANGE)	2
20	I0-91180-2080	NUT; INL MANIF (M8 FLANGE)	2
32	I0-41010-6200	STUD; INL PIPE (M6X20 L=28)	2
53	I0-28650-6300	BOLT; INL PIPE (M6X30 FLANGE)	2
55	I0-91110-5060	NUT; INL PIPE (M6)	2
138	I8-98038-7790	PIPE; INL	1

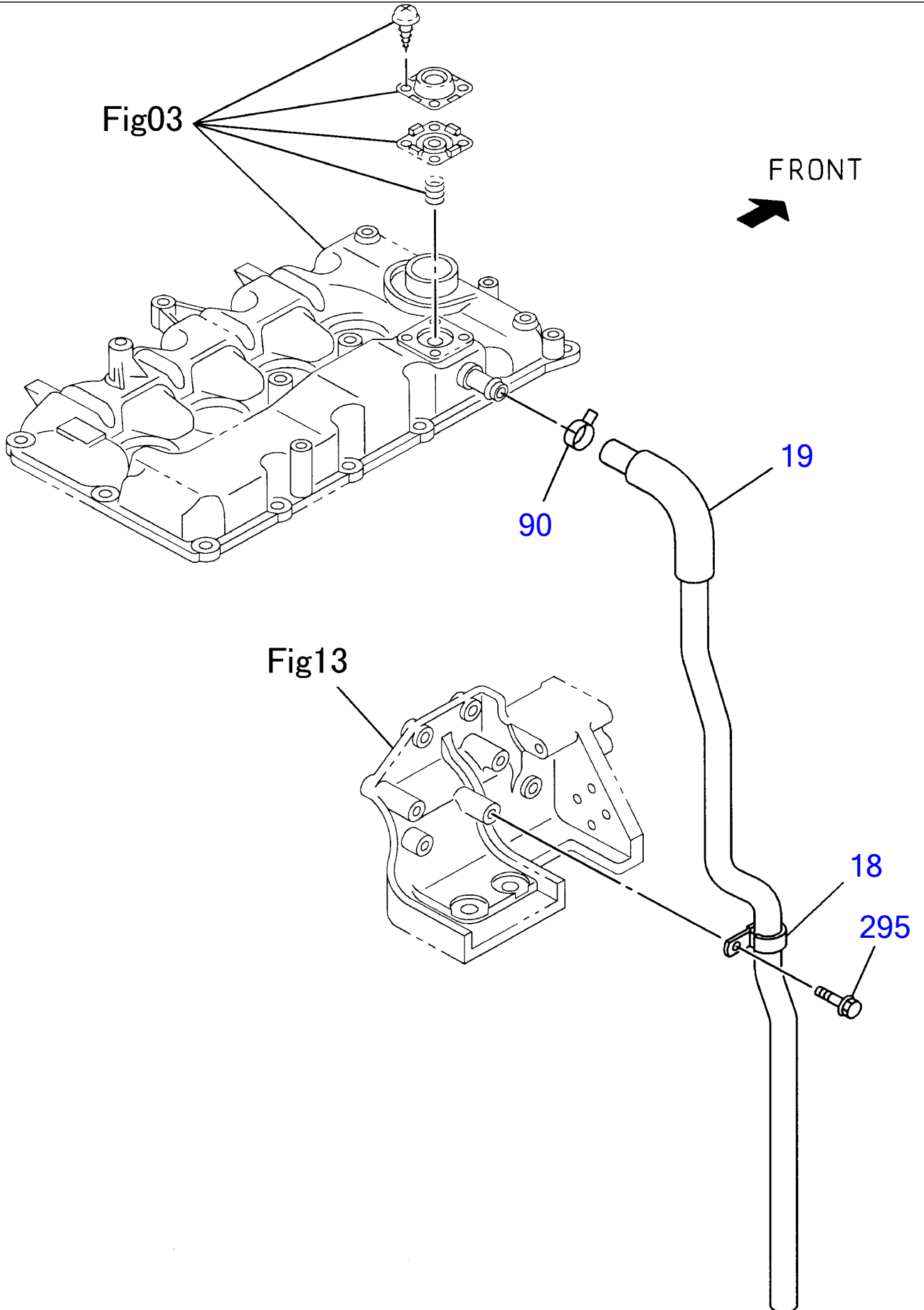
Engine for TB1140 4JJ1XYSB01 (ISUZU)
EXHAUST MANIFOLD



Engine for TB1140 4JJ1XYSB01 (ISUZU)
EXHAUST MANIFOLD

Item	Part No	Description	Qty
1	I8-98019-7970	MANIFOLD; EXHAUST	1
2	I8-97356-0282	GASKET; EXH MANIF TO HD	1
17	I8-97378-0600	STUD; MANIF TO TURBOCHARGER (M8X20 L=31)	4
18	I8-97381-6170	NUT; EXH MANIF (M10 FLANGE)	8
33	I5-09500-0130	WASHER; EXH MANIF (ID=10.5)	8

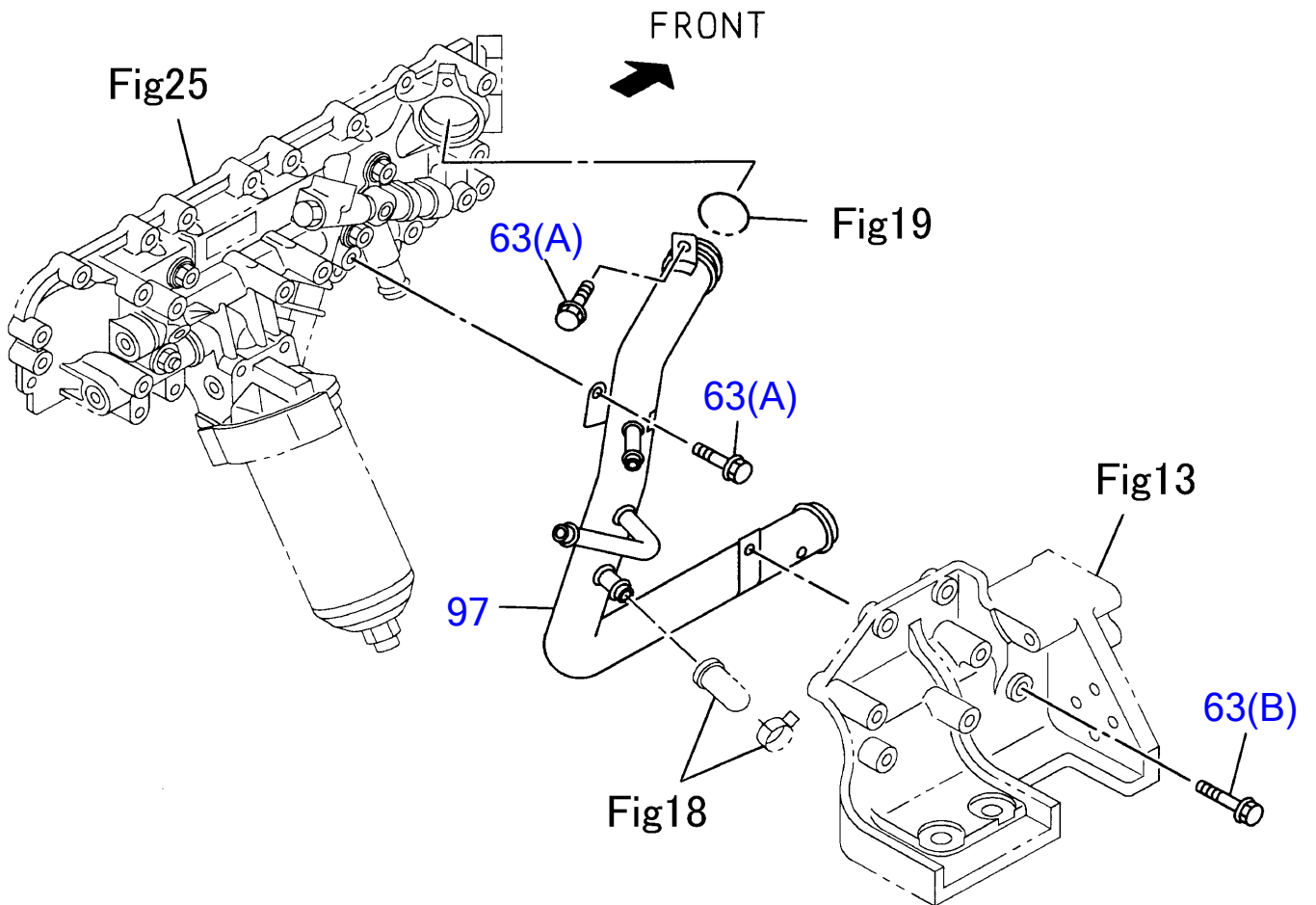
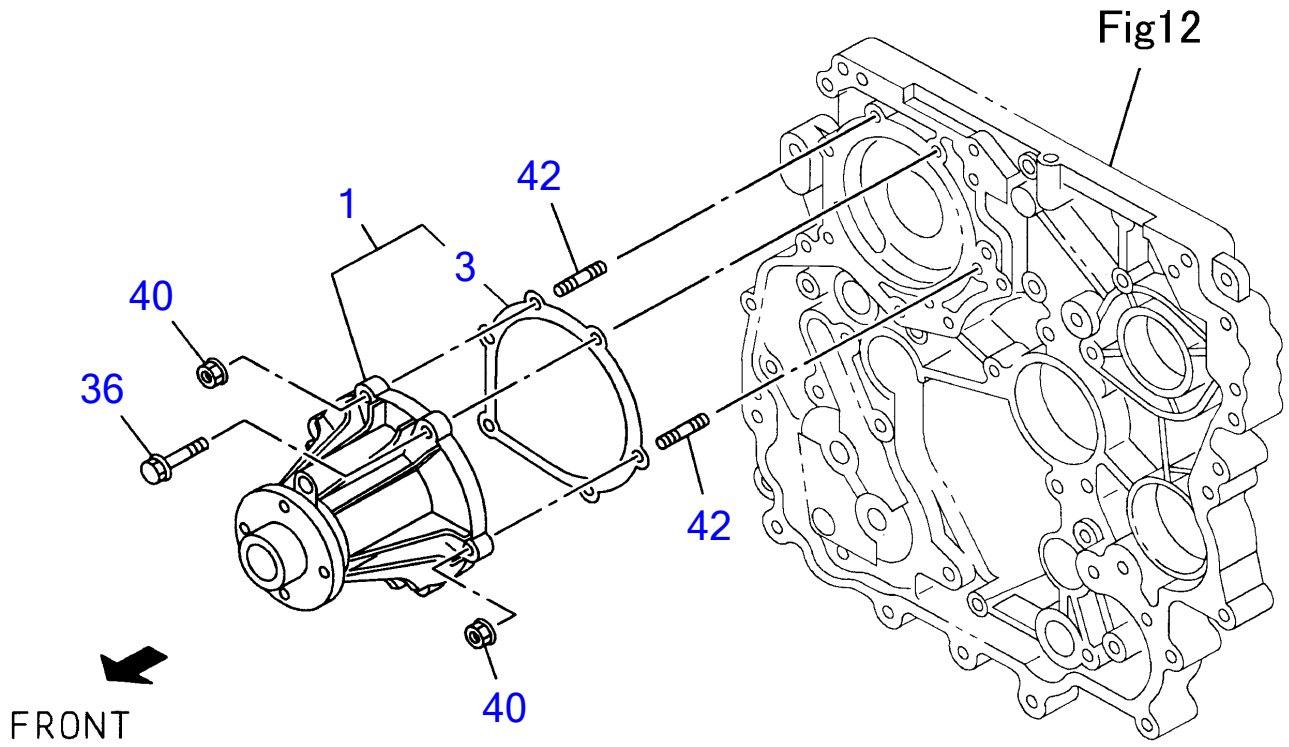
Engine for TB1140 4JJ1XYSB01 (ISUZU)
VENTILATION SYSTEM



Engine for TB1140 4JJ1XYSB01 (ISUZU)
VENTILATION SYSTEM

Item	Part No	Description	Qty
18	I1-09700-1261	CLIP; RUBBER HOSE, AIR BREATHER (ID=22 L=32)	1
19	I8-98067-5030	HOSE; RUBBER BREATHER	1
90	I8-94121-1130	CLIP; RUBBER HOSE (ID=20.4)	1
295	I0-28050-8200	BOLT; PCV (M8X20 FLANGE)	1

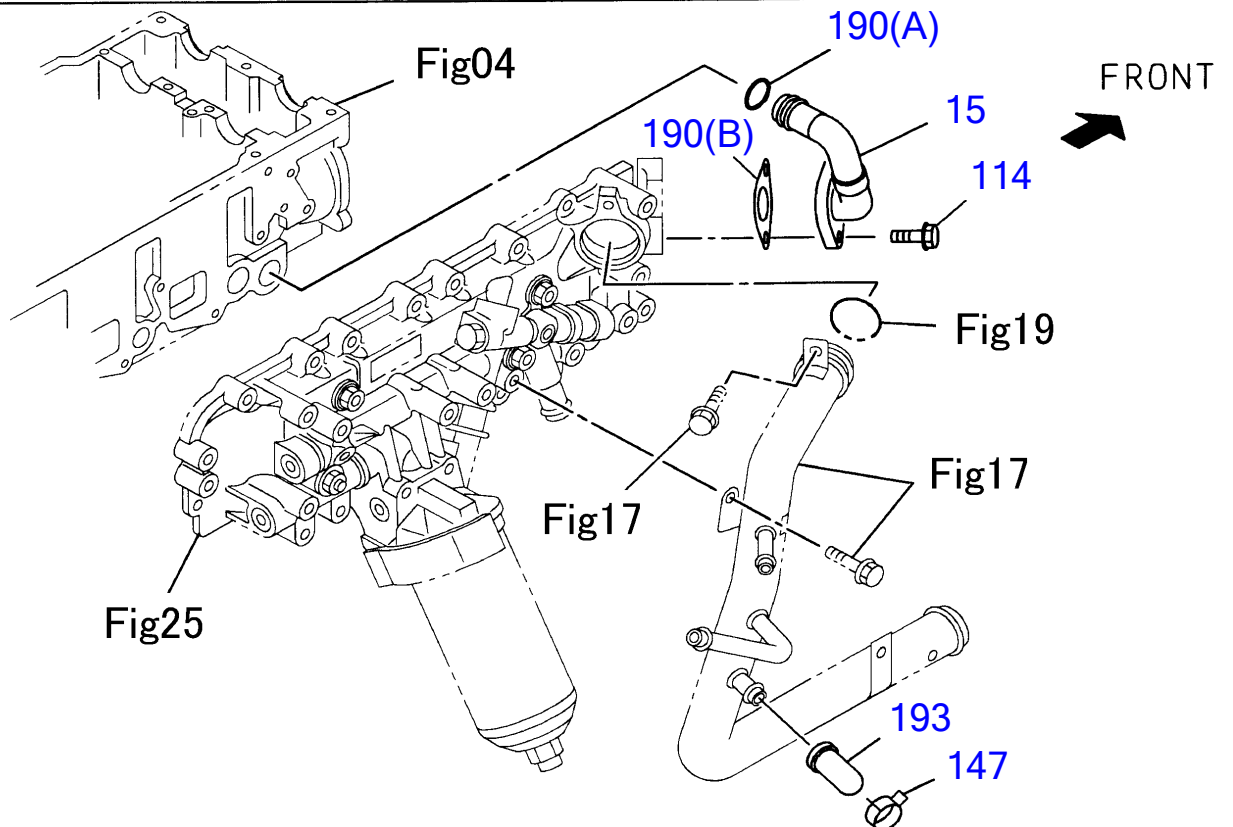
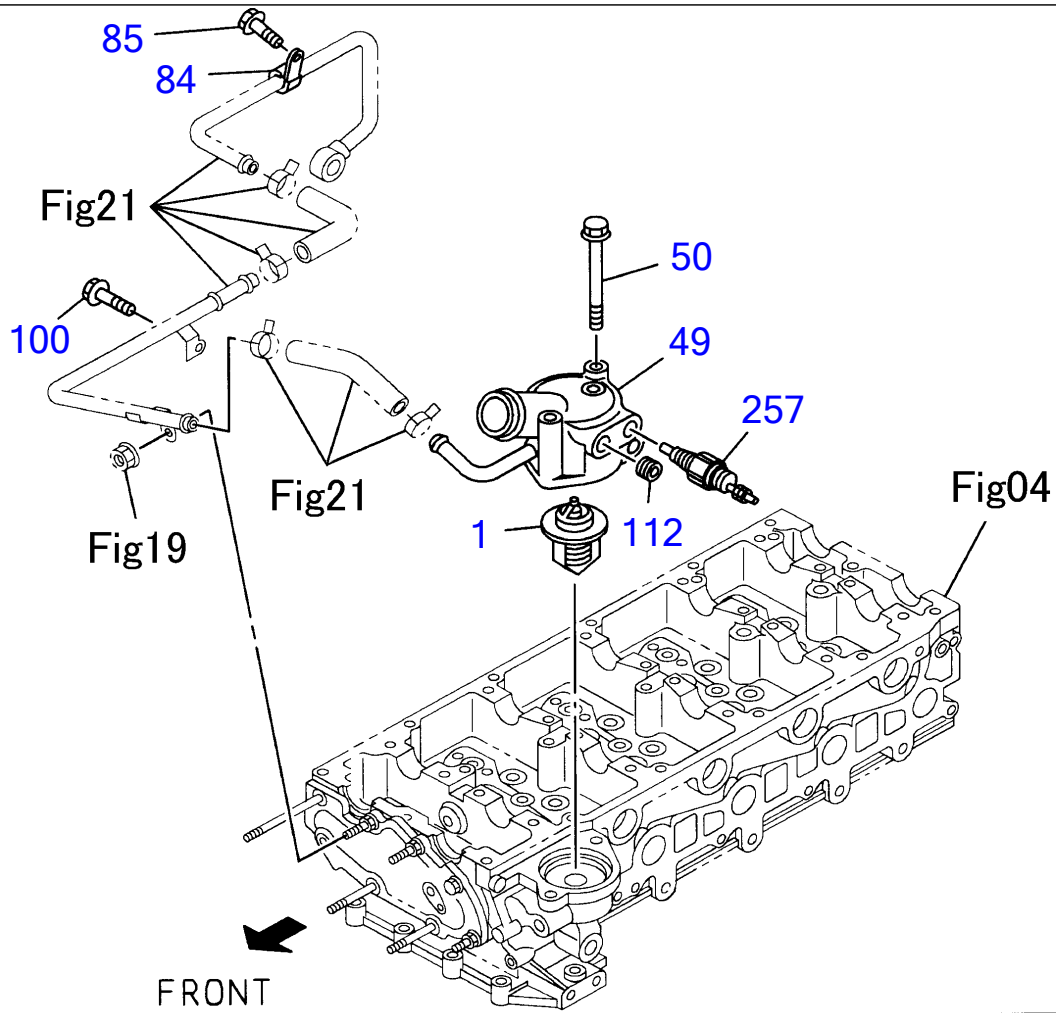
Engine for TB1140 4J1XYSB01 (ISUZU)
WATER PUMP AND CORROSION RESISTOR



**Engine for TB1140 4JJ1XYSB01 (ISUZU)
WATER PUMP AND CORROSION RESISTOR**

Item	Part No	Description	Qty
1	I8-98047-6891	PUMP ASM; WATER, W/GASKET	1
3	I8-97312-1560	GASKET; PUMP TO C/BL	1
36	I0-28050-8600	BOLT; WATER PUMP TO C/BL (M8X60 FLANGE)	4
40	I0-91180-2080	NUT; WATER PUMP (M8 FLANGE)	2
42	I0-41010-8300	STUD; WATER PUMP (M8X30 L=41)	2
63(A)	I0-28050-8160	BOLT; INL PIPE (M8X16 FLANGE)	2
63(B)	I0-28650-8300	BOLT; INL PIPE (M8X30 FLANGE)	1
97	I8-98019-6801	PIPE; WATER	1

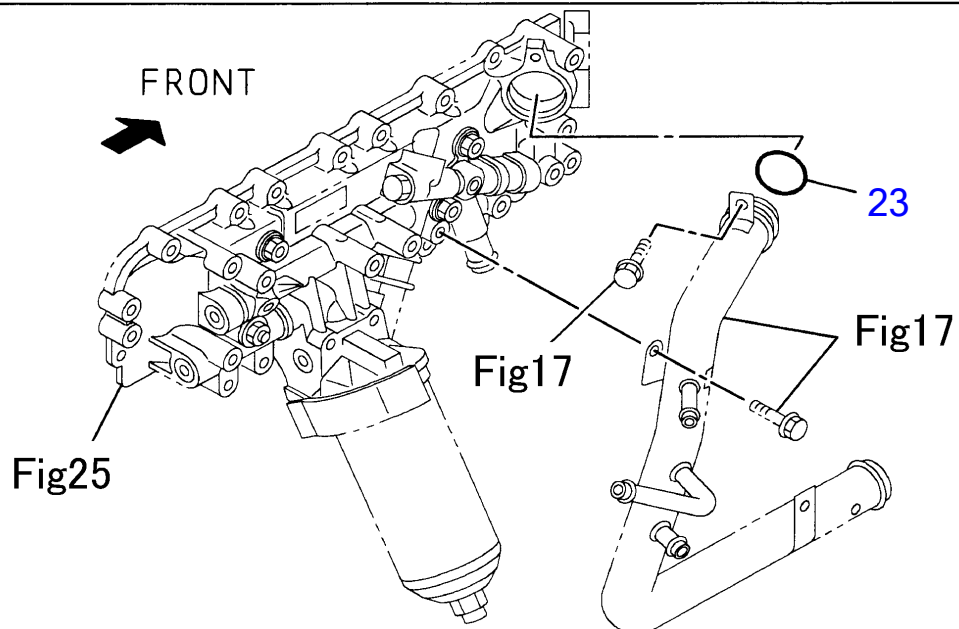
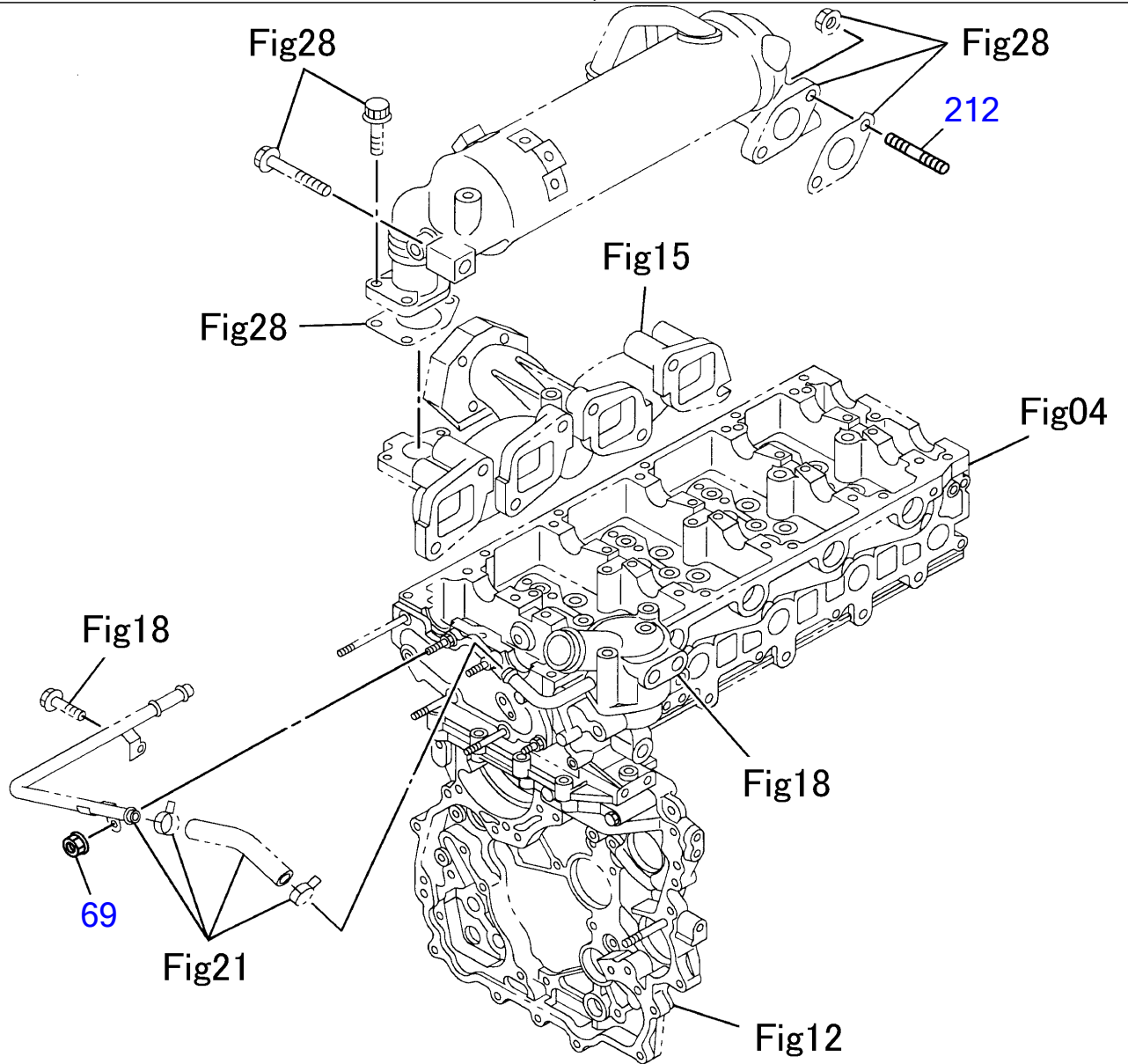
Engine for TB1140 4JJ1XYSB01 (ISUZU)
THERMOSTAT AND HOUSING



**Engine for TB1140 4JJ1XYSB01 (ISUZU)
THERMOSTAT AND HOUSING**

Item	Part No	Description	Qty
1	I8-98017-0270	THERMOSTAT (85ℓŽ)	1
15	I8-97318-7322	PIPE; BYPASS	1
49	I8-98019-6950	PIPE; WATER OUTLET	1
50	I0-28050-8800	BOLT; OUTLET PIPE (M8X80 FLANGE)	2
84	I0-95235-0250	CLIP; WATER PIPE (ID=11 L=16)	1
85	I0-28050-6120	BOLT; CLIP (M6X12 FLANGE)	1
100	I0-28050-6120	BOLT; WATER PIPE (M6X12 FLANGE)	1
112	I5-09605-0050	PLUG (PT3/8)	1
114	I0-28650-8250	BOLT; BYPASS PIPE (M8X25 FLANGE)	2
147	I8-94125-8621	CLIP; RUBBER CAP (ID=20.8)	1
190(A)	I0-95690-2260	GASKET; BYPASS PIPE	1
190(B)	I8-98009-3220	GASKET; BYPASS PIPE	1
193	I8-94414-6880	CAP; RUBBER	1
257	I8-97125-6001	SWITCH; WARNING, OVER HEAT	1

Engine for TB1140 4JJ1XYSB01 (ISUZU)
WATER PIPING; ENGINE



Engine for TB1140 4JJ1XYSB01 (ISUZU)
WATER PIPING; ENGINE

Item	Part No	Description	Qty
23	I0-95690-3380	GASKET; SUCTION PIPE TO BLOCK	1
69	I0-91180-2060	NUT; WATER PIPE (M6 FLANGE)	1
212	I8-97378-0620	STUD; PIPE (M8X25 L=36)	2

Engine for TB1140 4JJ1XYSB01 (ISUZU)
FAN AND FAN BELT

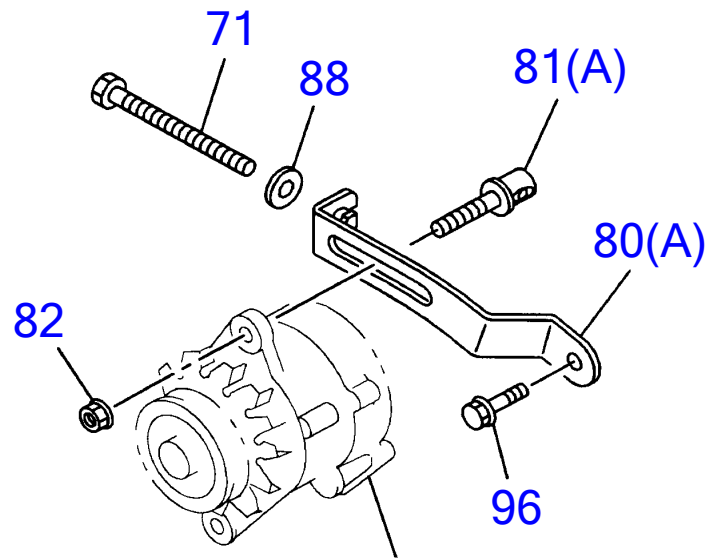
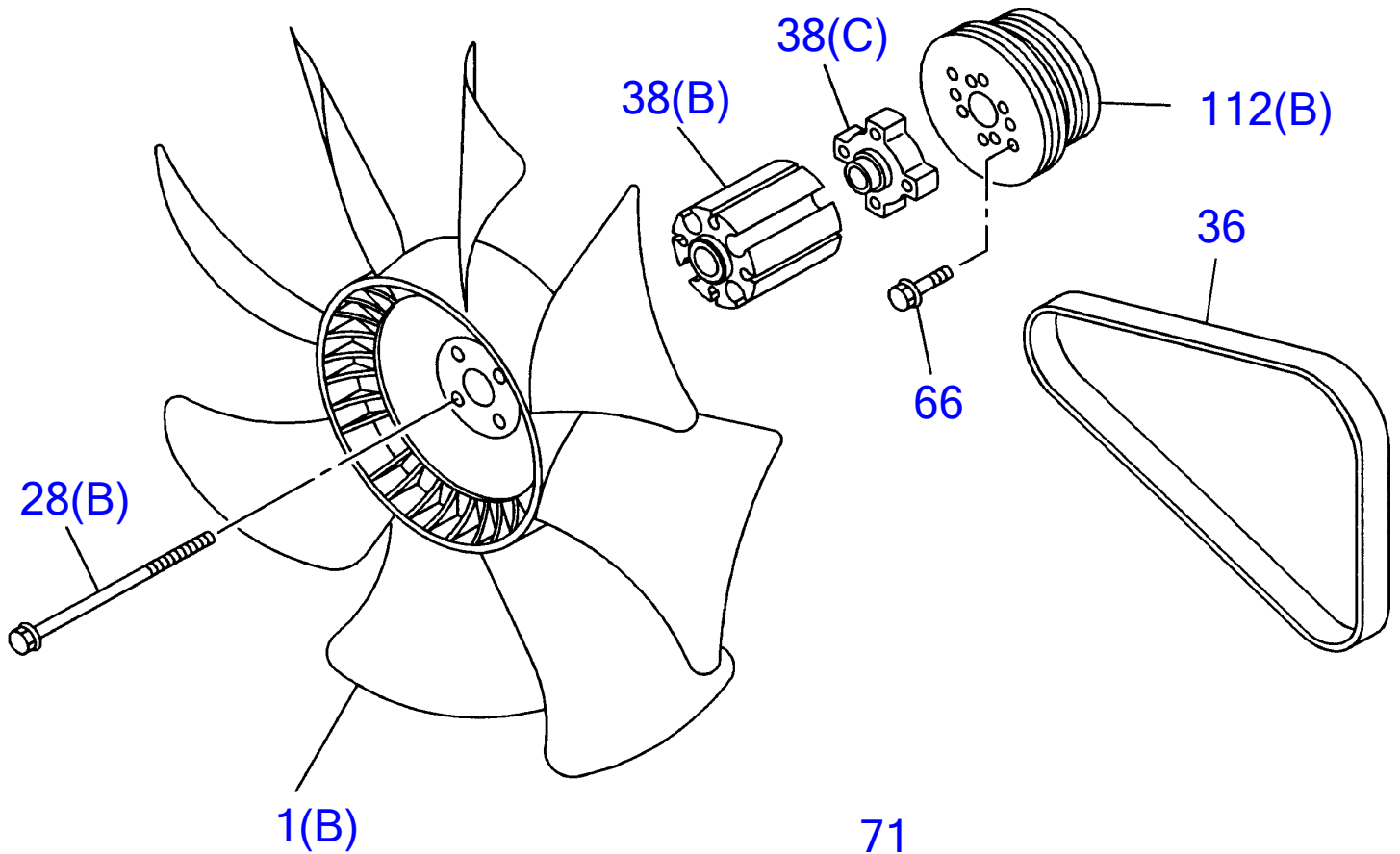
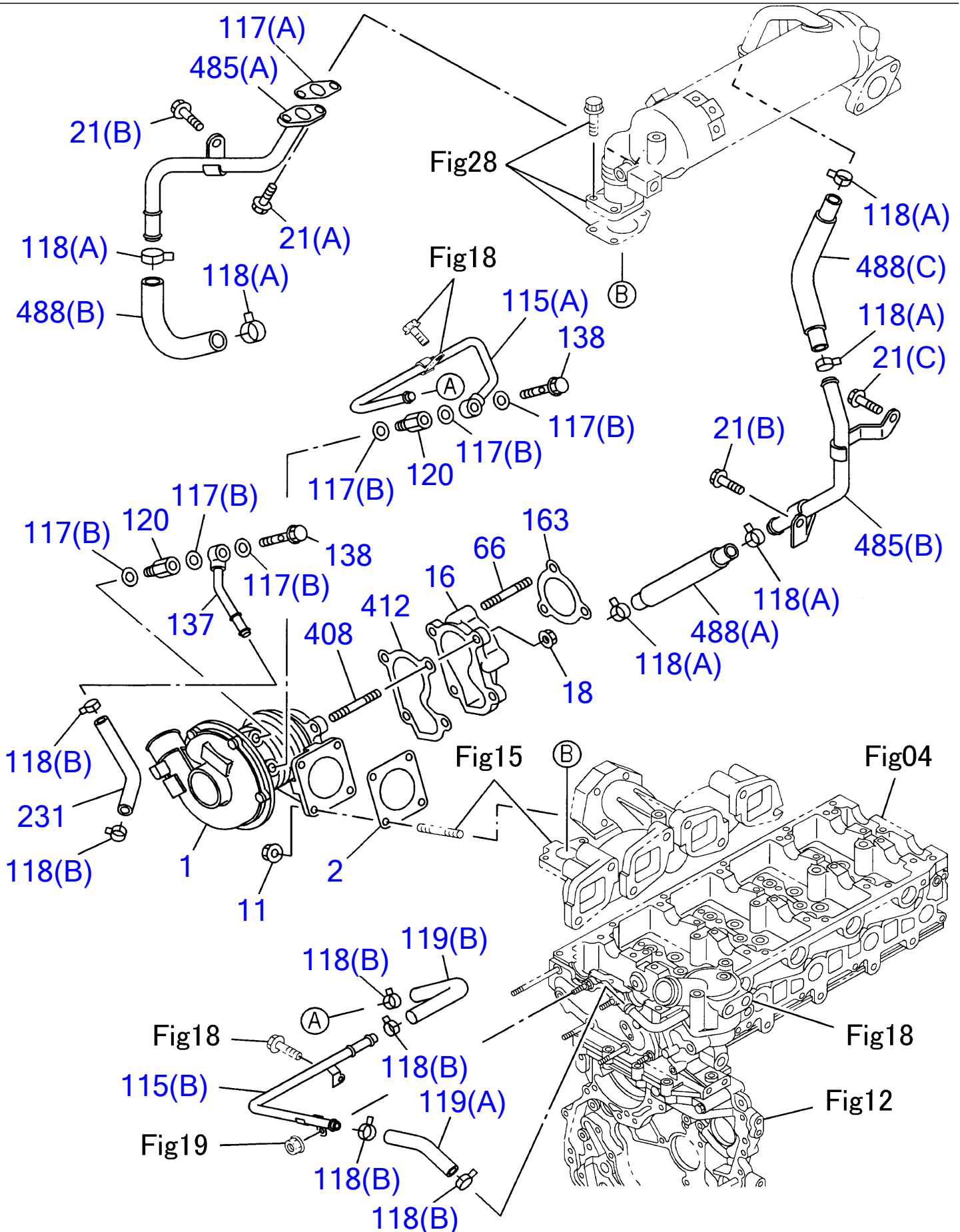


Fig29

**Engine for TB1140 4JJ1XYSB01 (ISUZU)
FAN AND FAN BELT**

Item	Part No	Description	Qty
1(B)	I8-97161-5990	FAN; COOLING	1
28(B)	I0-28055-8120	BOLT; COOLING FAN (M8X120 FLANGE)	4
36	I8-97362-9260	BELT; COOLING FAN	1
38(B)	I1-13642-0610	SPACER; FAN	1
38(C)	I8-98038-8830	SPACER; FAN	1
66	I0-20800-6120	BOLT; PULLEY (M6X12)	2
71	I8-94388-1781	BOLT; ADJ PLATE, GEN	1
80(A)	I8-98038-7851	PLATE; ADJ	1
81(A)	I8-97257-2230	PIECE; SLIDING	1
82	I0-91180-2080	NUT; ADJ PLATE (M8 FLANGE)	1
88	I0-91614-7080	WASHER; PL, ADJ PLATE (ID=8.4 OD=22)	1
96	I0-28650-8200	BOLT; ADJ PLATE (M8X20 FLANGE)	1
112(B)	I8-98038-8720	PULLEY; FAN CENTER	1

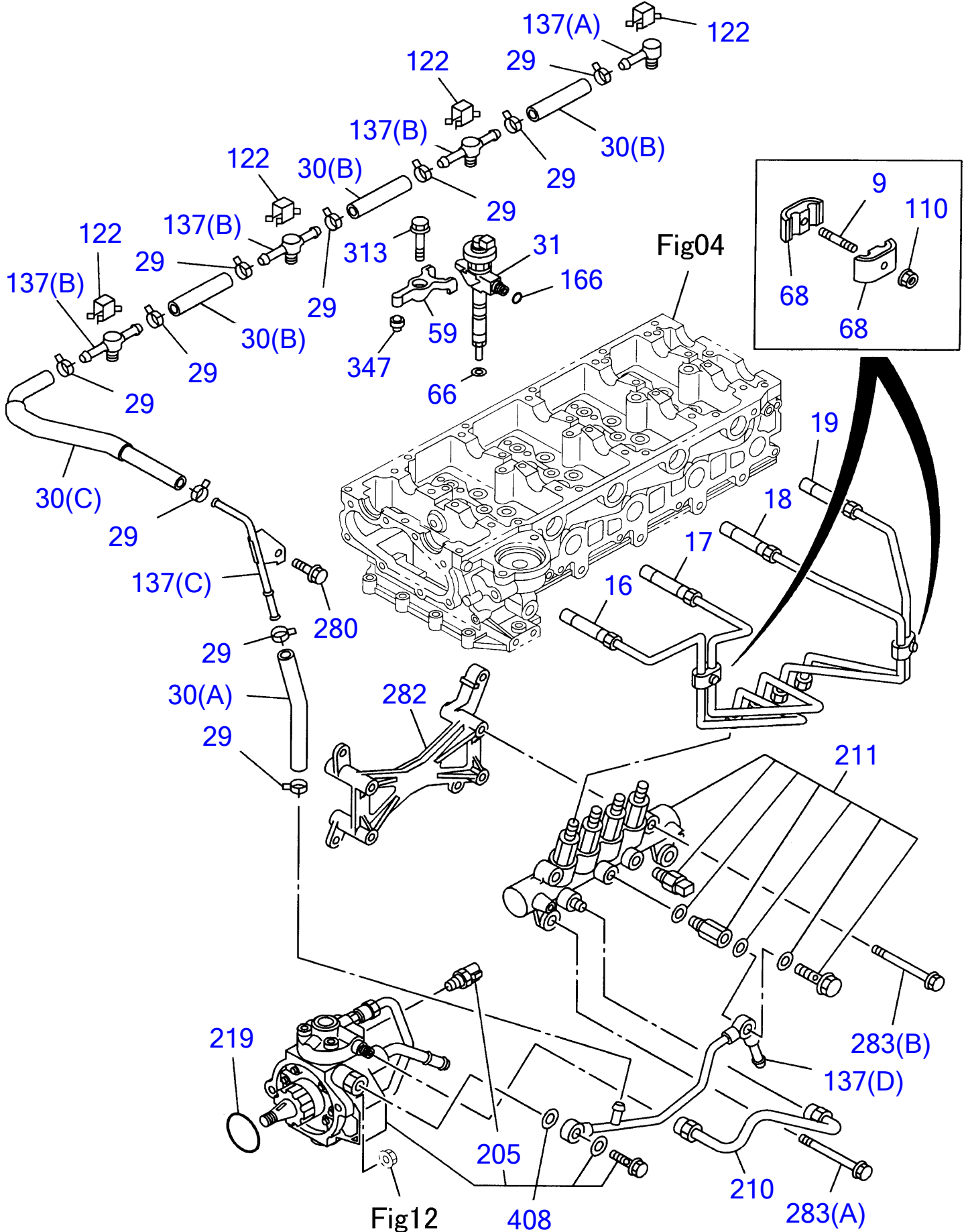
Engine for TB1140 4JJ1XYSB01 (ISUZU)
TURBOCHARGER SYSTEM



**Engine for TB1140 4JJ1XYSB01 (ISUZU)
TURBOCHARGER SYSTEM**

Item	Part No	Description	Qty
1	I8-98068-1970	TURBOCHARGER ASM	1
2	I8-94433-6050	GASKET; TURBOCHARGER TO EXH MANIF	1
11	I8-97161-6070	NUT; TURBOCHARGER (M8 FLANGE)	4
16	I8-98019-9010	ADAPTER; EXH PIPE	1
18	I8-97161-6070	NUT; EXH PIPE (M8 FLANGE)	4
21(A)	I0-28050-6200	BOLT; PIPE (M6X20 FLANGE)	2
21(B)	I0-28050-8120	BOLT; PIPE (M8X12 FLANGE)	2
21(C)	I0-28050-8160	BOLT; PIPE (M8X16 FLANGE)	1
66	I9-04130-8250	STUD; EXH PIPE	3
115(A)	I8-98019-6981	PIPE; WATER, TURBOCHARGER OUT	1
115(B)	I8-98019-6990	PIPE; WATER, TURBOCHARGER OUT	1
117(A)	I8-97262-1170	GASKET; WATER PIPE	1
117(B)	I9-09571-4120	GASKET; WATER PIPE (ID=12.2)	6
118(A)	I8-94125-8621	CLIP; WATER HOSE (ID=20.8)	6
118(B)	I8-94367-9430	CLIP; WATER HOSE (ID=12.8)	6
119(A)	I0-03509-1400	HOSE; WATER, TURBOCHARGER	1
119(B)	I8-98019-7700	HOSE; WATER, TURBOCHARGER	1
120	I8-94472-5830	ADAPTER; WATER	2
137	I8-98019-7000	PIPE; WATER, TURBOCHARGER IN	1
138	I8-98038-7080	BOLT; EYE, WATER PIPE (M12X24 FLANGE)	2
163	I8-94369-0210	GASKET; ADAPTER TO EXH PIPE	1
231	I8-98019-7710	HOSE; RUBBER, TURBOCHARGER OUT	1
408	I8-97378-0600	STUD; TURBOCHARGER TO ADAPTER (M8X20 L=31)	4
412	I8-94433-6040	GASKET; TURBOCHARGER	1
485(A)	I8-98019-7011	PIPE; WATER EGR	1
485(B)	I8-98019-7021	PIPE; WATER EGR	1
488(A)	I0-03566-3000	HOSE; RUBBER (L=100)	1
488(B)	I8-98042-5240	HOSE; RUBBER	1
488(C)	I8-98019-7720	HOSE; RUBBER	1

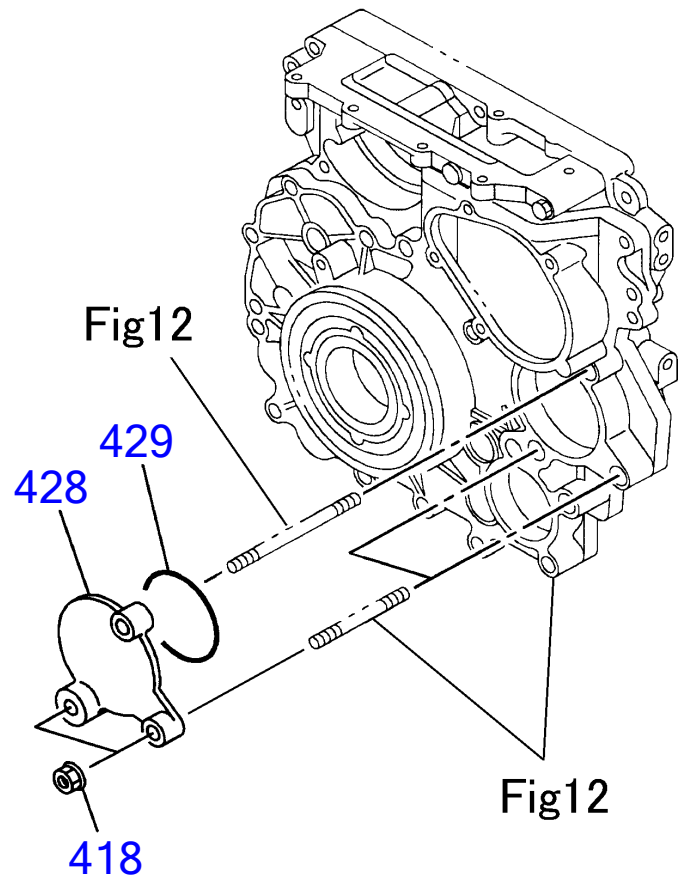
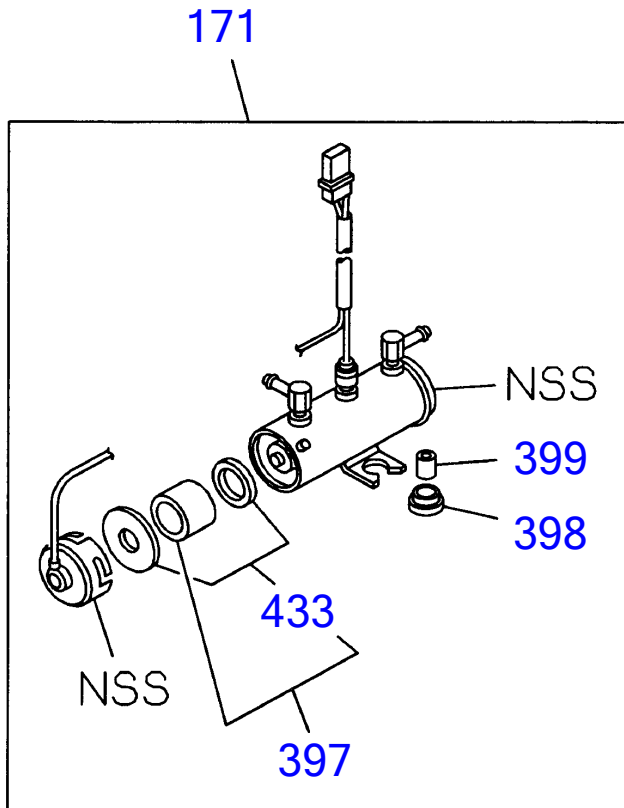
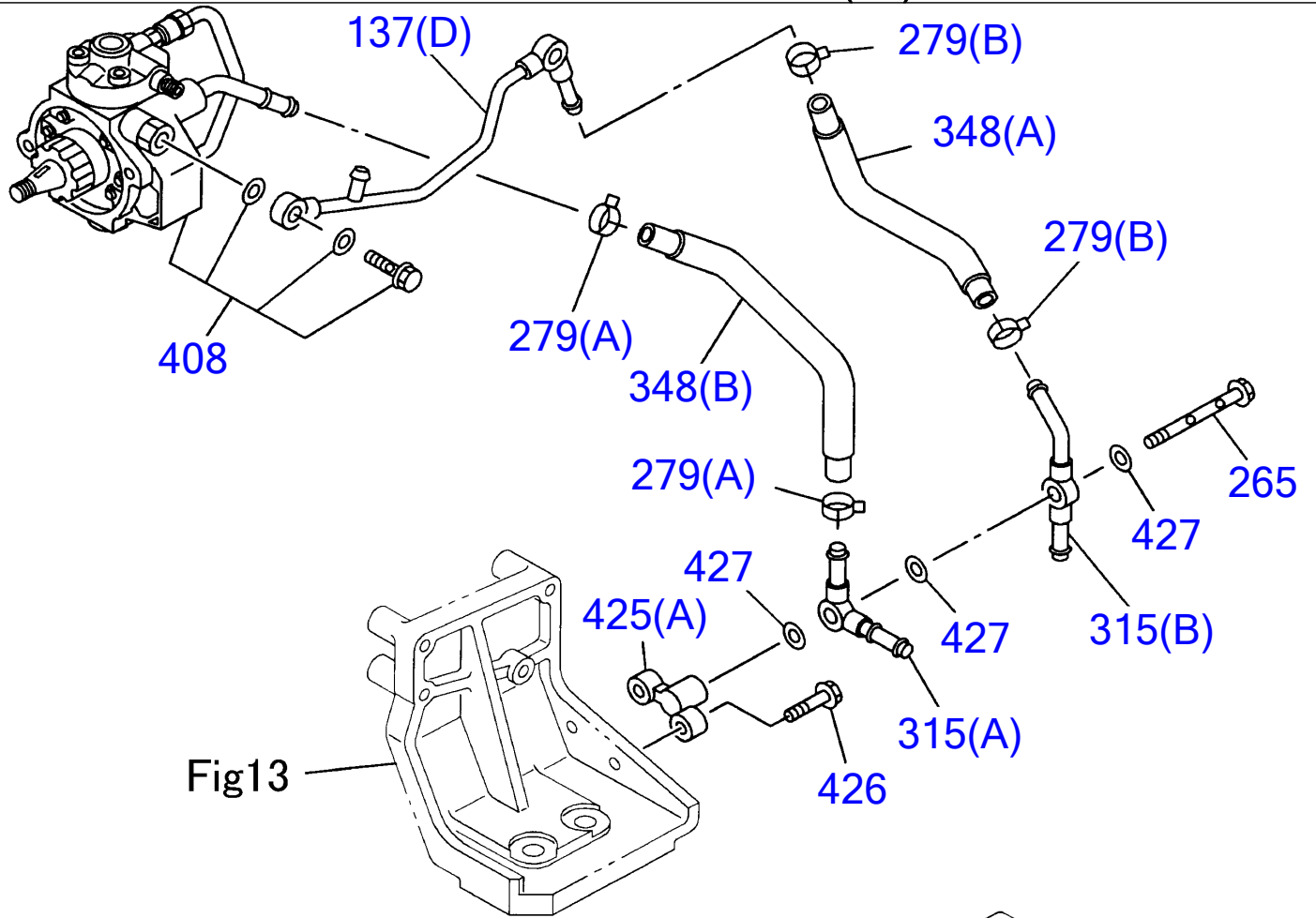
Engine for TB1140 4JJ1XYSB01 (ISUZU)
FUEL INJECTION SYSTEM (1/2)



**Engine for TB1140 4JJ1XYSB01 (ISUZU)
FUEL INJECTION SYSTEM (1/2)**

Item	Part No	Description	Qty
9	I8-97214-2341	STUD; CLIP	2
16	I8-98011-6060	PIPE; INJ NO.1	1
17	I8-98011-6070	PIPE; INJ NO.2	1
18	I8-98011-6080	PIPE; INJ NO.3	1
19	I8-98011-6090	PIPE; INJ NO.4	1
29	I8-97019-4730	CLIP; HOSE (ID=10.5)	10
30(A)	I0-01804-1300	HOSE; RUBBER, FUEL LEAK	1
30(B)	I8-97354-6520	HOSE; RUBBER, FUEL LEAK	3
30(C)	I8-97362-3062	HOSE; RUBBER, FUEL LEAK	1
31	I8-98011-6041	NOZZLE ASM; INJ	4
59	I8-98011-5282	CLAMP; NOZZLE HOLDER	4
66	I8-98077-1650	GASKET; INJ NOZZLE	4
68	I8-97213-4810	CLIP; INJ PIPE	4
110	I0-91180-1060	NUT; CLIP (M6 FLANGE)	2
122	I8-97315-2860	CLIP; LEAK OFF PIPE	4
137(A)	I8-97315-2301	PIPE ASM; LEAK OFF	1
137(B)	I8-97315-2311	PIPE ASM; LEAK OFF	3
137(C)	I8-98036-5100	PIPE ASM; LEAK OFF	1
137(D)	I8-98038-7750	PIPE ASM; LEAK OFF	1
166	I9-09566-1110	GASKET; FUEL INJECTOR	4
205	I8-98023-5810	SENSOR; FUEL TEMP	1
210	I8-97388-9020	PIPE; INJ, C/R	1
211	I8-98011-8880	RAIL ASM; COMMON	1
219	I1-09623-5410	GASKET (ID=49.7)	1
280	I0-28050-8120	BOLT; CLIP, FUEL HOSE (M8X12 FLANGE)	1
282	I8-98053-9120	BRACKET; COMMON RAIL	1
283(A)	I0-28050-8700	BOLT; COMMON RAIL (M8X70 FLANGE)	2
283(B)	I8-97354-5840	BOLT; COMMON RAIL (M8X81 FLANGE)	2
313	I8-97372-1440	BOLT; BRKT, INJ NOZZLE	4
347	I8-97383-2860	PIN	4
408	I8-97381-5552	PUMP; ASM FUEL, SUPPLY	1

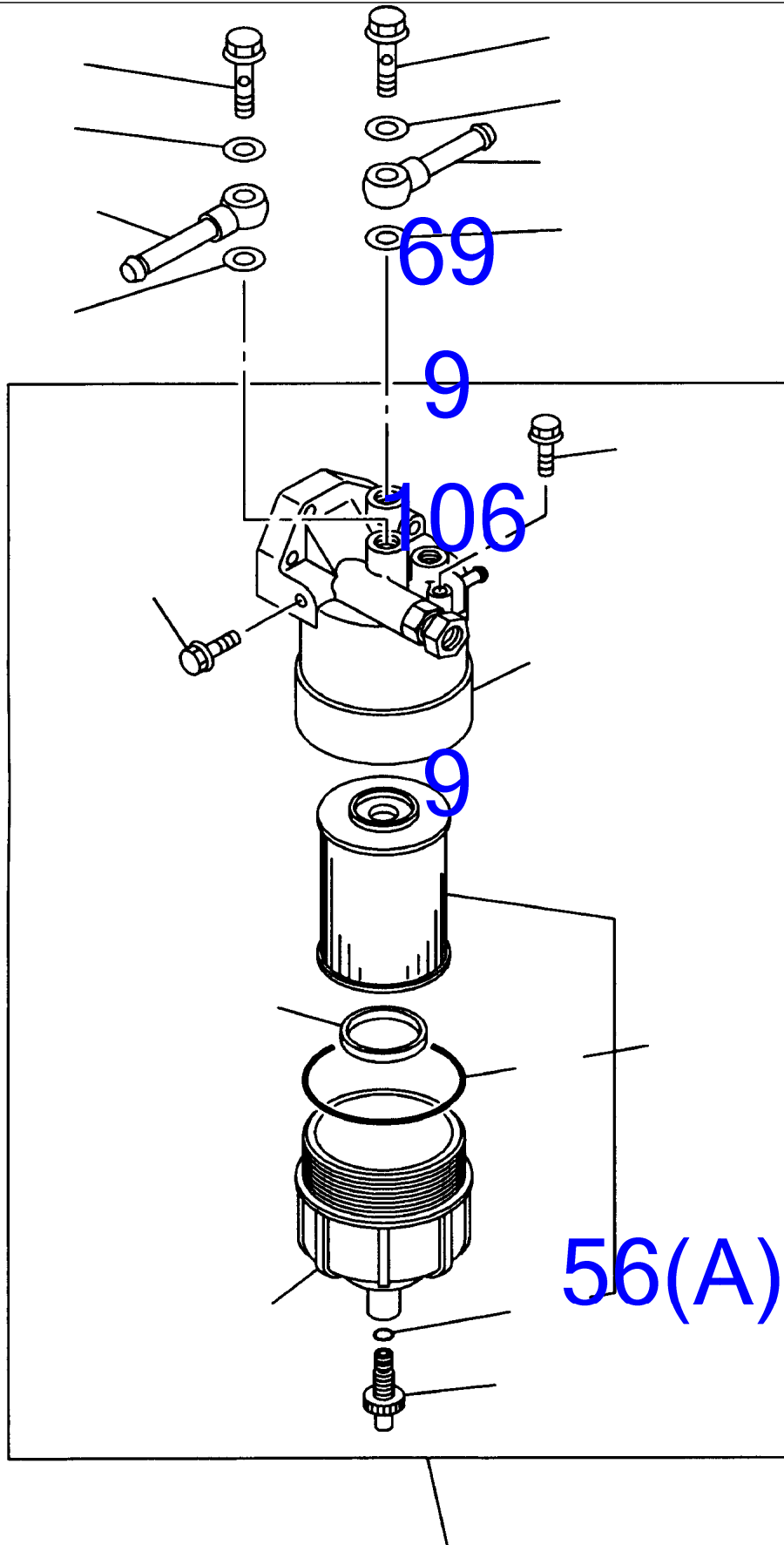
Engine for TB1140 4JJ1XYSB01 (ISUZU)
FUEL INJECTION SYSTEM (2/2)



**Engine for TB1140 4JJ1XYSB01 (ISUZU)
FUEL INJECTION SYSTEM (2/2)**

Item	Part No	Description	Qty
137(D)	I8-98038-7750	PIPE ASM; LEAK OFF	1
171	I8-98009-3971	PUMP ASM; FUEL FEED	1
265	I8-98074-9550	VALVE; FEED PUMP	1
279(A)	I8-94392-9240	CLIP; FUEL HOSE (ID=16)	2
279(B)	I8-97375-6380	CLIP; FUEL HOSE	2
315(A)	I8-98038-7770	PIPE; FUEL, SUCTION	1
315(B)	I8-98038-7780	PIPE; FUEL, SUCTION	1
348(A)	I8-98038-8890	HOSE; FUEL	1
348(B)	I8-98050-5200	HOSE; FUEL	1
397	I8-98071-4010	REPAIR KIT; FUEL PUMP	1
398	I8-97047-2660	GROMMET; FUEL PUMP	2
399	I8-97047-2650	COLLAR; FUEL PUMP	2
408	I8-97381-5552	PUMP; ASM FUEL, SUPPLY	1
418	I0-91180-2080	NUT; COVER (M8 FLANGE)	3
425(A)	I8-98038-7760	BRACKET; VALVE	1
426	I0-28650-8250	BOLT; BRACKET (M8X25 FLANGE)	2
427	I1-09630-0850	GASKET; FUEL PIPE (ID=14.2 OD=19.2)	3
428	I8-98019-8940	COVER; VACUUM PUMP HOLE	1
429	I0-95690-2710	GASKET; COVER	1
433	I8-98071-4040	GASKET KIT; FUEL PUMP	1

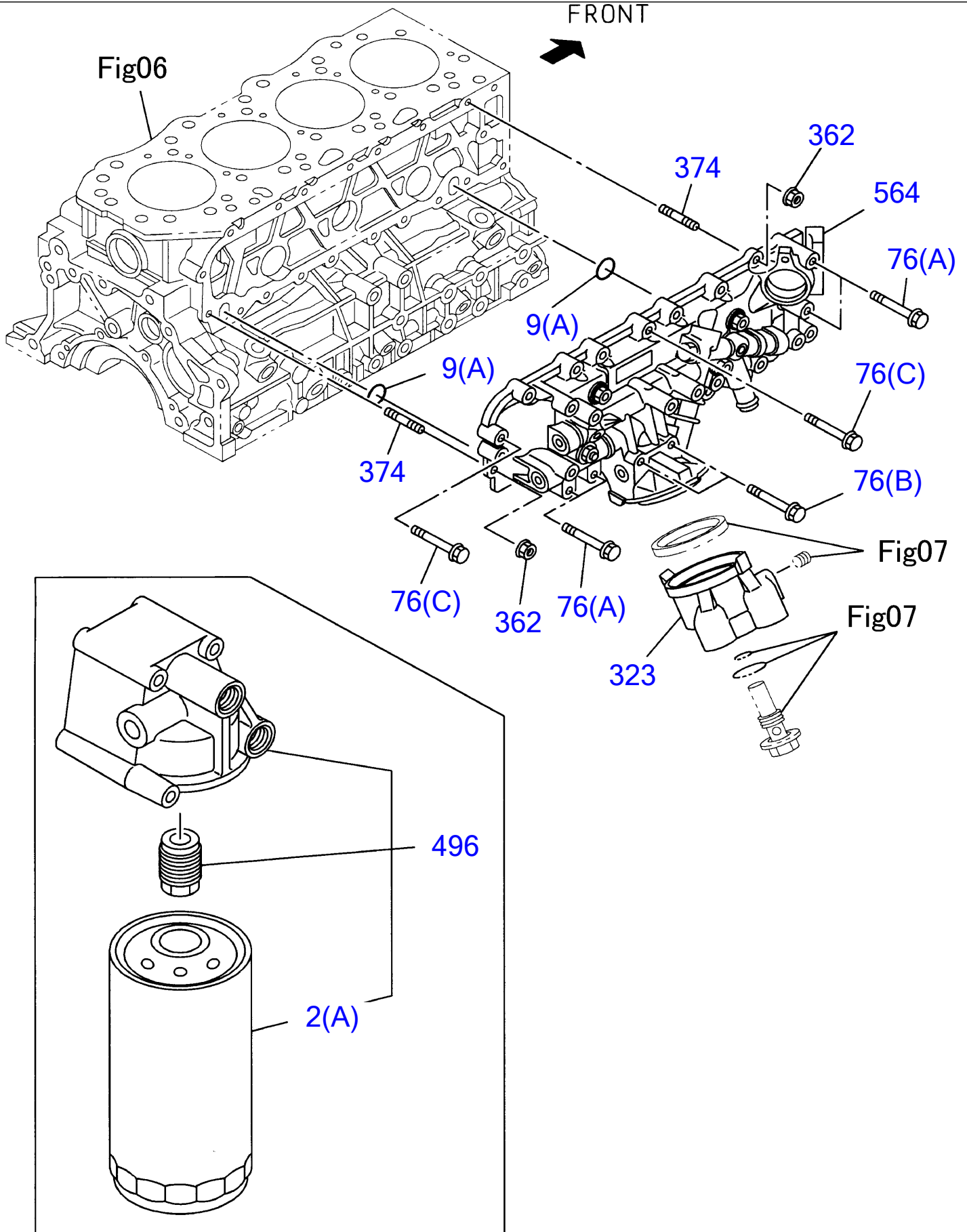
Engine for TB1140 4JJ1XYSB01 (ISUZU)
FUEL FILTER AND BRACKET



**Engine for TB1140 4JJ1XYSB01 (ISUZU)
FUEL FILTER AND BRACKET**

Item	Part No	Description	Qty
1(A)	I8-98013-9861	FILTER ASM; FUEL	1
2(A)	I8-98008-8400	ELEMENT KIT; FUEL FILTER	1
8(A)	I8-98018-5291	COVER; FUEL FILTER	1
9	I1-09630-0860	GASKET; EYE JOINT (ID=16.2)	4
11	I8-98008-8420	GASKET; CASE TO BODY, FUEL FILTER	1
17	I8-98008-8490	FLOAT; FUEL FILTER	1
56(A)	I8-98008-8470	PLUG; FUEL FILTER	1
66	I8-98008-8430	GASKET; PLUG, FUEL FILTER	1
69	I1-09675-0951	BOLT; EYE, FUEL FILTER (M16X30 FLANGE)	2
105	I8-98008-8440	CASE; FUEL FILTER	1
106	I8-97383-4270	PIPE; FUEL	2
119	I8-98008-8480	PLUG; DRAIN, FUEL FILTER	1

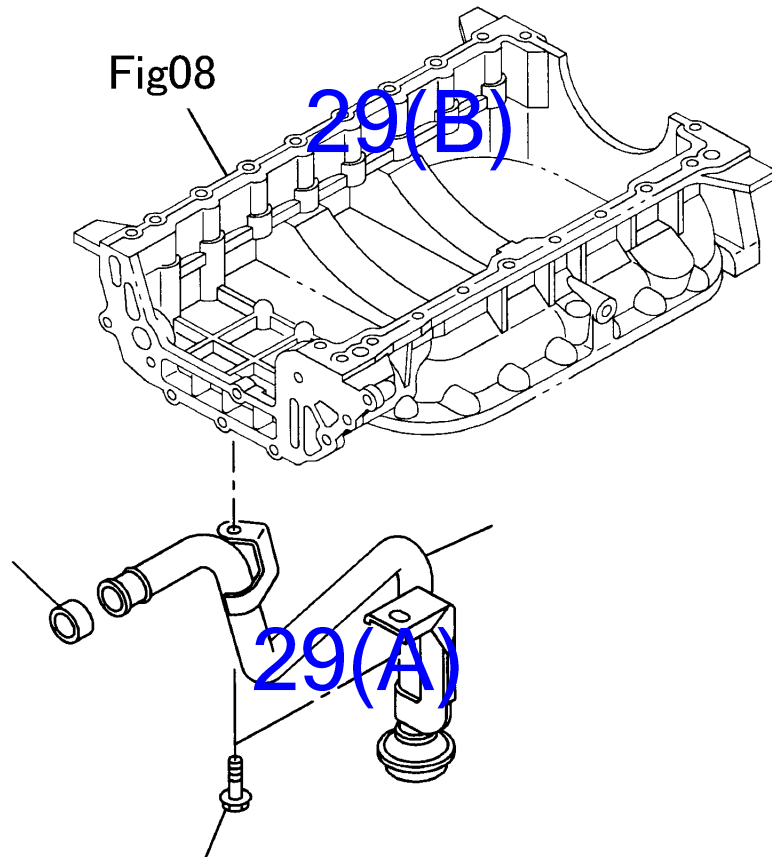
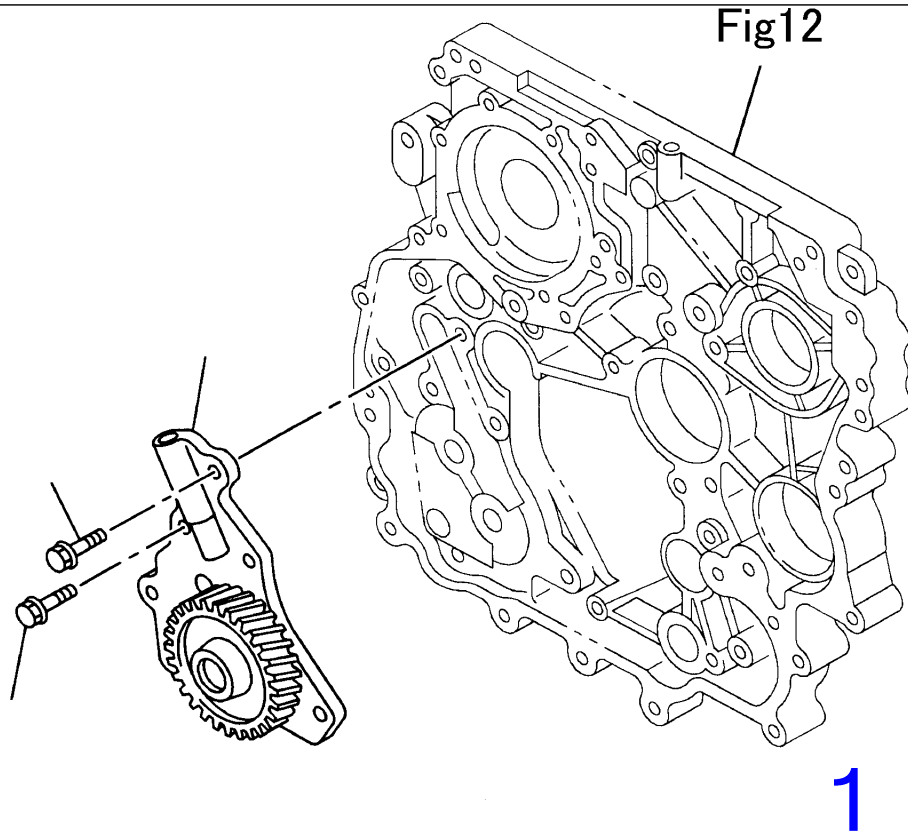
Engine for TB1140 4JJ1XYSB01 (ISUZU)
OIL COOLER AND OIL FILTER



**Engine for TB1140 4JJ1XYSB01 (ISUZU)
OIL COOLER AND OIL FILTER**

Item	Part No	Description	Qty
2(A)	I1-13240-2322	ELEMENT; OIL FILTER	2
9(A)	I9-09566-2260	GASKET; CENTER BOLT (ID=26.2)	2
76(A)	I0-28050-8700	BOLT; OIL FILTER (M8X70 FLANGE)	4
76(B)	I0-28050-8900	BOLT; OIL FILTER (M8X90 FLANGE)	2
76(C)	I0-28650-8350	BOLT; OIL FILTER (M8X35 FLANGE)	12
323	I8-98019-9030	COVER; OIL PORT	1
362	I0-91180-2080	NUT; OIL FILTER (M8 FLANGE)	2
374	I0-41010-8180	STUD; OIL FILTER (M8X18 L=30)	2
496	I8-97324-3861	FILTER ASM; OIL	1
564	I8-98019-5140	COOLER ASM; OIL, W/O FILTER	1

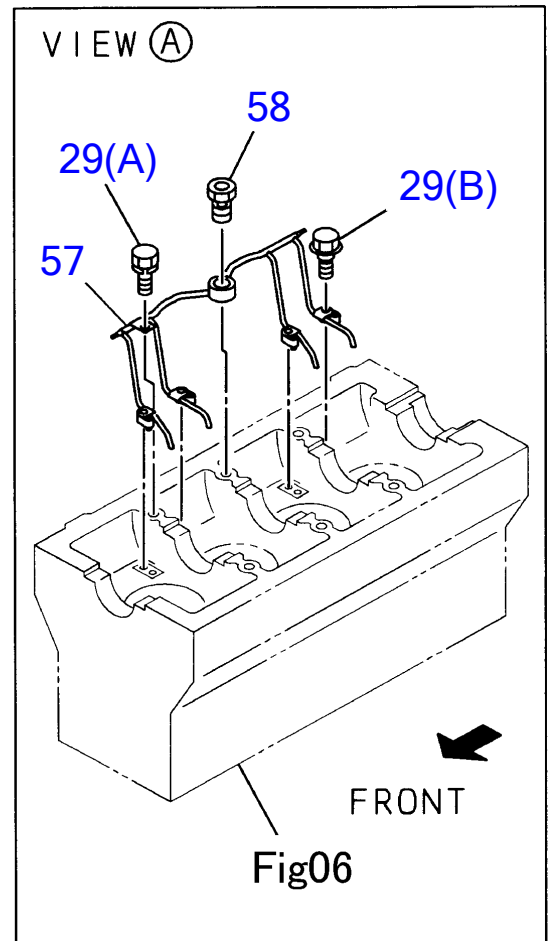
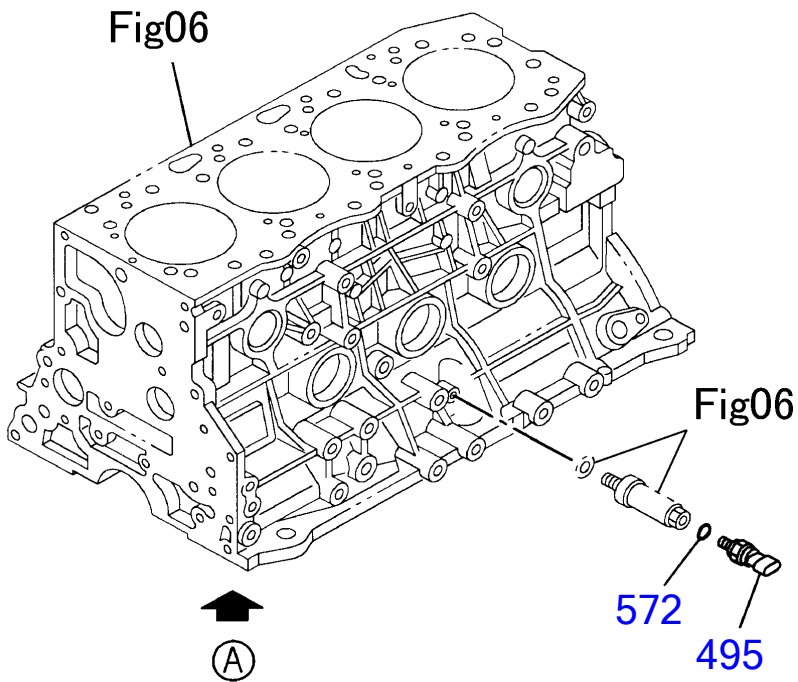
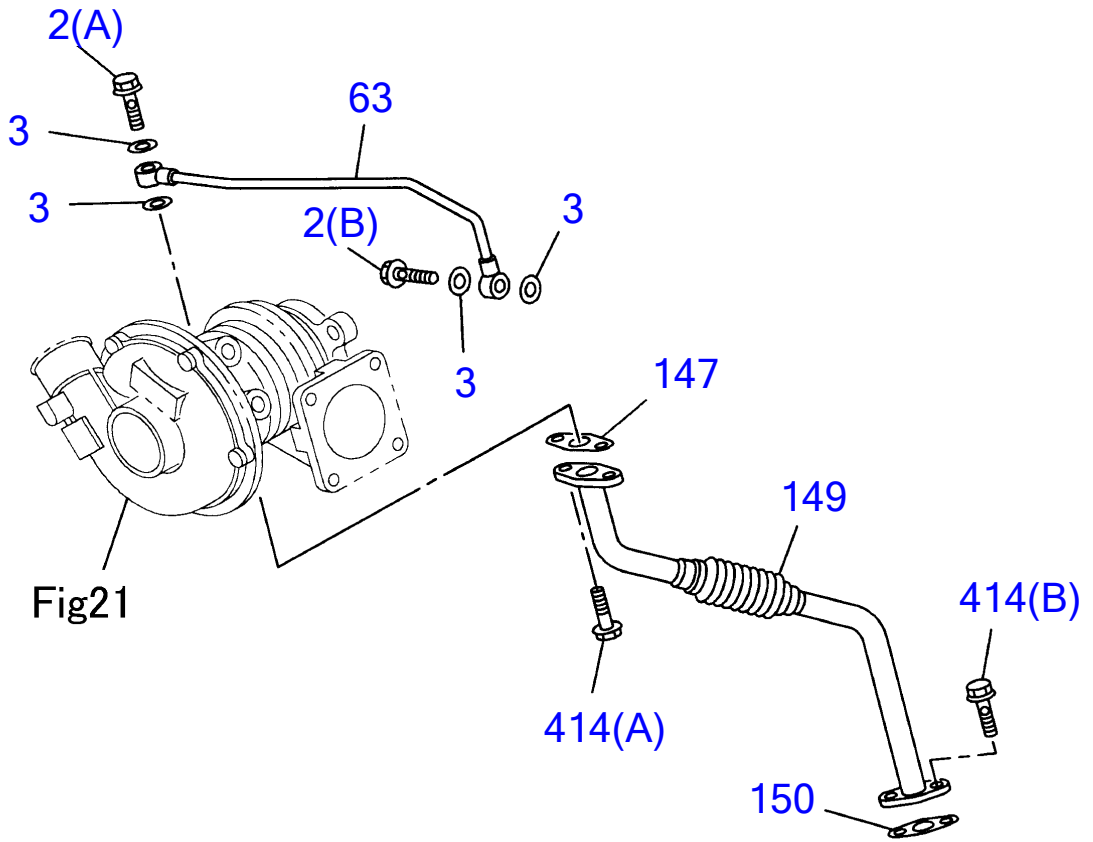
Engine for TB1140 4JJ1XYSB01 (ISUZU)
OIL PUMP AND OIL STRAINER



**Engine for TB1140 4JJ1XYSB01 (ISUZU)
OIL PUMP AND OIL STRAINER**

Item	Part No	Description	Qty
1	I8-98053-7770	PUMP ASM; OIL	1
29(A)	I0-28050-8300	BOLT; OIL PUMP (M8X30 FLANGE)	4
29(B)	I0-28050-8450	BOLT; OIL PUMP (M8X45 FLANGE)	2
49	I0-28050-8160	BOLT; STRAINER, OIL PUMP (M8X16 FLANGE)	2
139	I8-98019-5101	PIPE; OIL STRAINER	1
140	I8-97356-1500	GASKET; OIL STRAINER	1

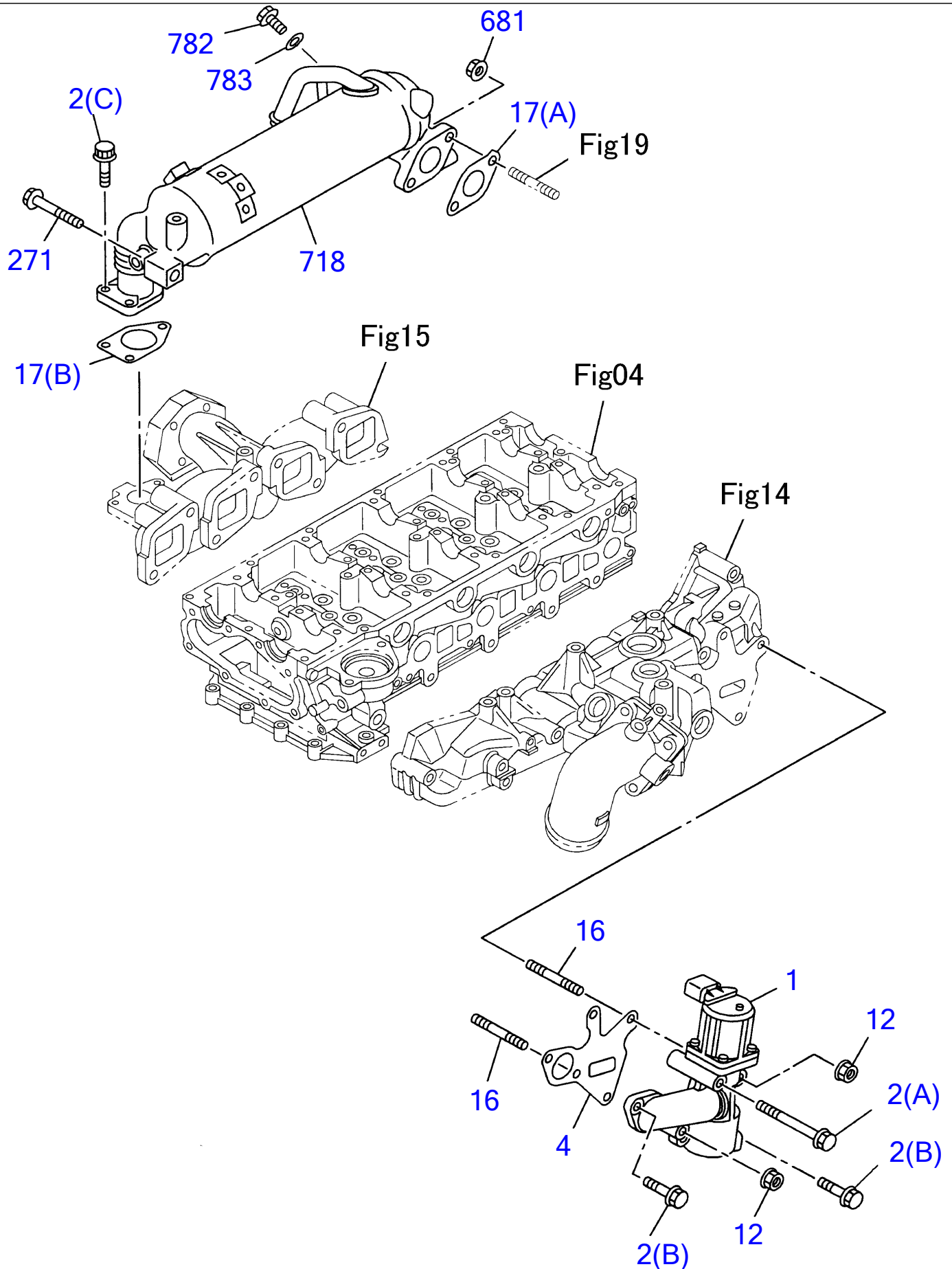
Engine for TB1140 4JJ1XYSB01 (ISUZU)
OIL AND VACUUM PIPING; ENGINE



**Engine for TB1140 4JJ1XYSB01 (ISUZU)
OIL AND VACUUM PIPING; ENGINE**

Item	Part No	Description	Qty
2(A)	I8-94443-5350	BOLT; EYE, OIL PIPE (M10X27)	1
2(B)	I9-09906-2051	BOLT; EYE, OIL PIPE (M10X24)	1
3	I9-09571-4100	GASKET; EYE BOLT, OIL PIPE (ID=10.2 OD=16.0)	4
29(A)	I0-28050-8100	BOLT; OIL PIPE, OIL JET (M8X10 FLANGE)	1
29(B)	I8-97117-2981	BOLT; OIL PIPE, OIL JET (M6X20)	4
57	I8-97312-1322	PIPE; OIL, OIL JET	1
58	I8-97239-0481	VALVE; RELIEF, OIL JET, PISTON COOLING	1
63	I8-98019-5110	PIPE; OIL, TURBOCHARGER FEED	1
147	I8-98029-4750	GASKET; OIL PIPE TO TURBOCHARGER	1
149	I8-98019-5121	PIPE; OIL RETURN, TURBOCHARGER	1
150	I8-98029-4760	GASKET; OIL PIPE TO C/BL	1
414(A)	I0-28650-6200	BOLT; OIL PIPE (M6X20 FLANGE)	2
414(B)	I0-28650-8200	BOLT; OIL PIPE (M8X20 FLANGE)	2
495	I8-98027-4560	SENSOR; OIL PRESS	1
572	I1-09630-0850	GASKET; SENSOR (ID=14.2 OD=19.2)	1

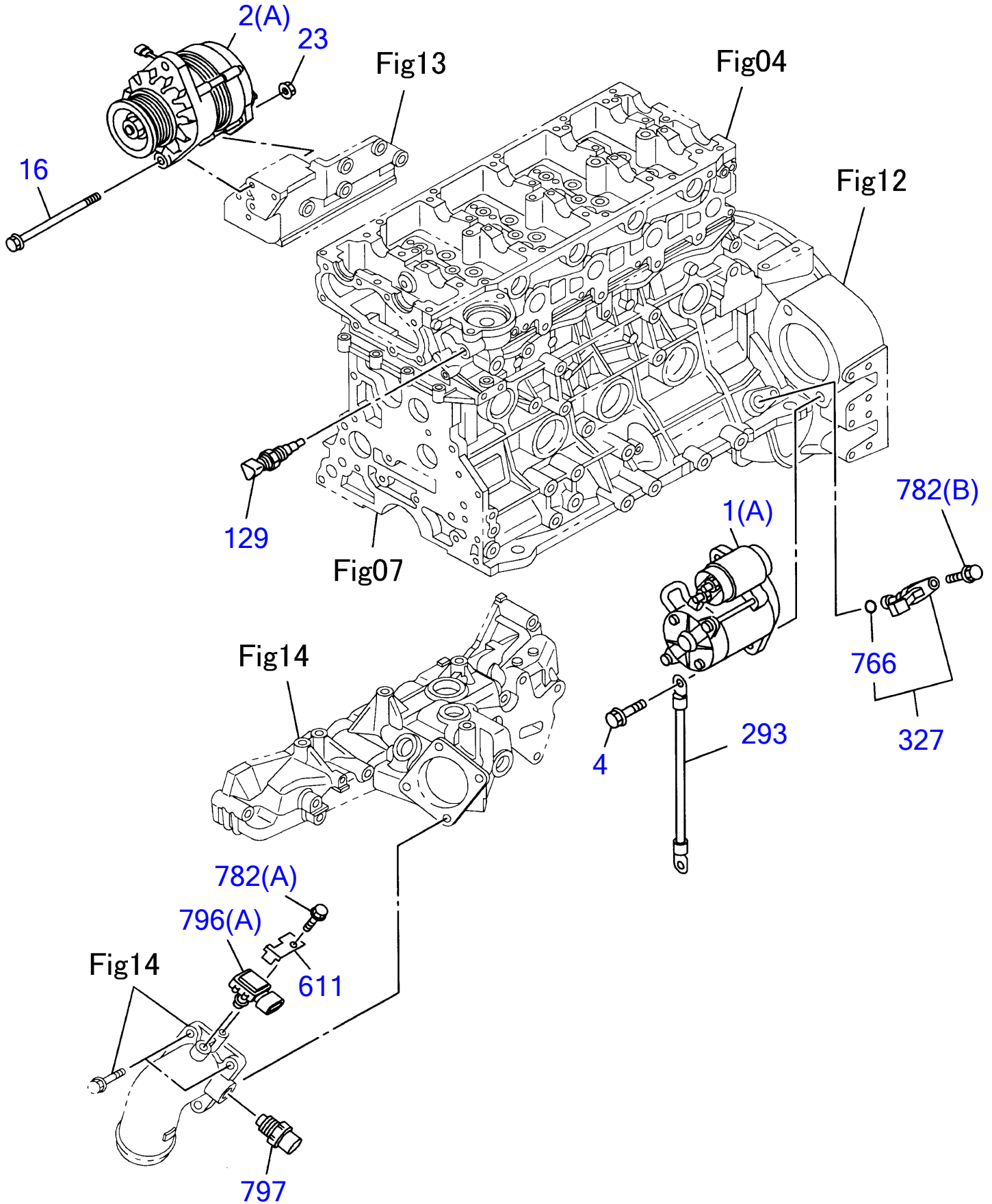
Engine for TB1140 4JJ1XYSB01 (ISUZU)
EMISSION PIPING



**Engine for TB1140 4JJ1XYSB01 (ISUZU)
EMISSION PIPING**

Item	Part No	Description	Qty
1	I8-97381-5602	VALVE; EGR	1
2(A)	I0-28050-8800	BOLT; EGR VLV (M8X80 FLANGE)	1
2(B)	I0-28650-8250	BOLT; EGR VLV (M8X25 FLANGE)	2
2(C)	I8-97131-5971	BOLT; EGR VLV (M8X35 W/PL WASHER)	3
4	I8-97384-1191	GASKET; EGR VLV	1
12	I0-91180-2080	NUT; EGR VLV (M8 FLANGE)	2
16	I0-41010-8500	STUD; EGR VLV (M8X50 L=62)	2
17(A)	I8-97357-6843	GASKET; EGR PIPE	1
17(B)	I8-98017-5510	GASKET; EGR PIPE	1
271	I0-28151-0450	BOLT; BRKT (M10X45 FLANGE)	1
681	I0-91180-2080	NUT; EGR PIPE (M8 FLANGE)	2
718	I8-98068-1640	COOLER; EGR	1
782	I8-98072-7120	PLUG; EGR COLLER	1
783	I9-09571-4100	GASKET; PLUG (ID=10.2 OD=16.0)	1

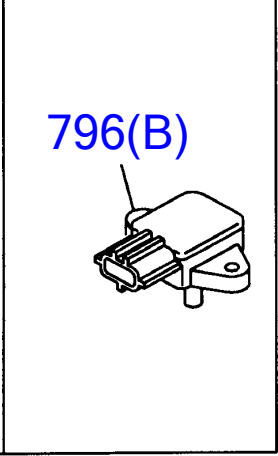
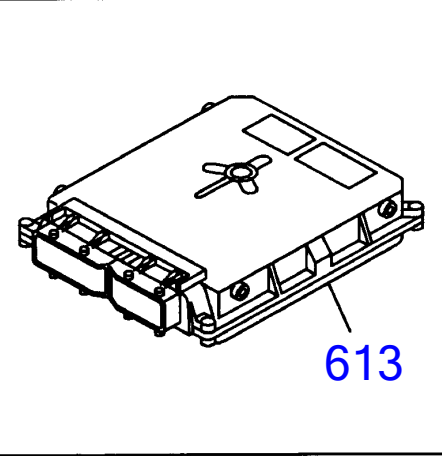
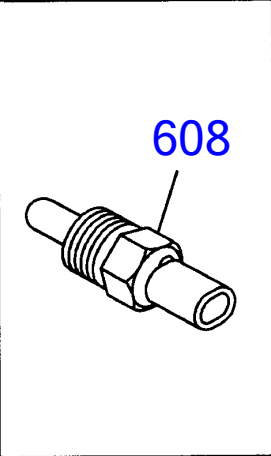
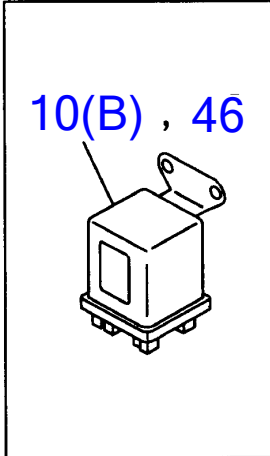
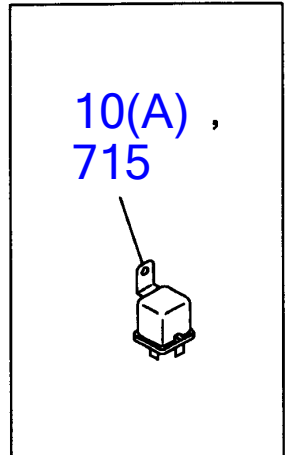
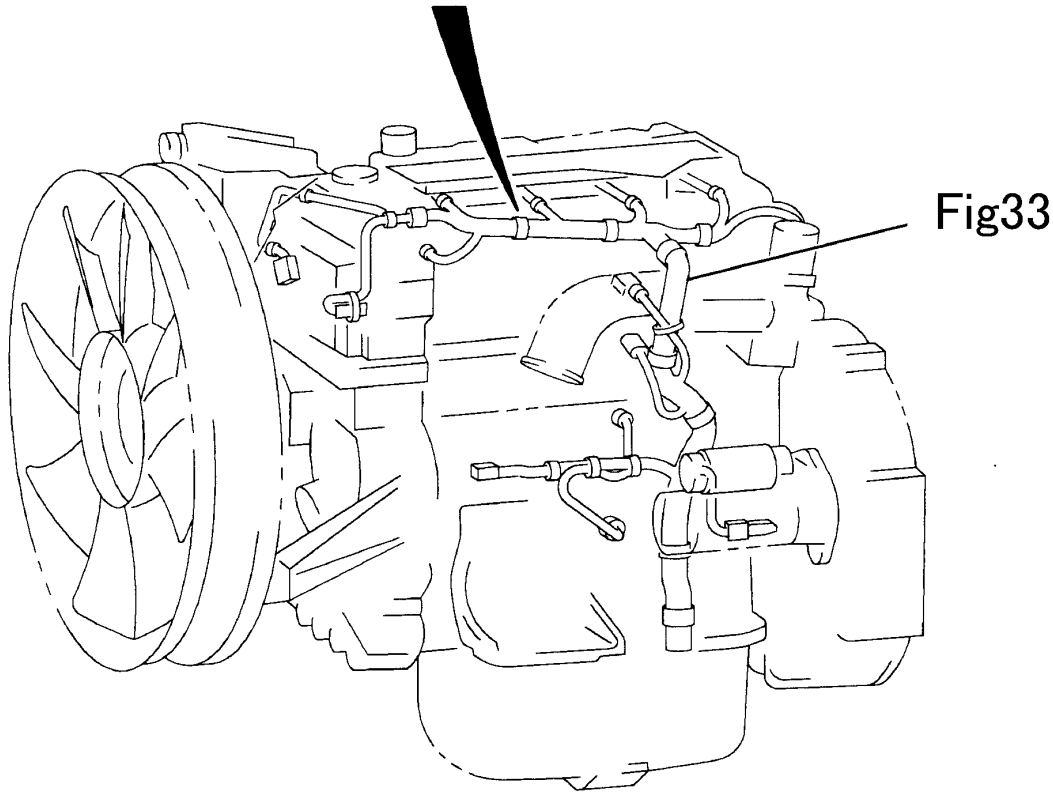
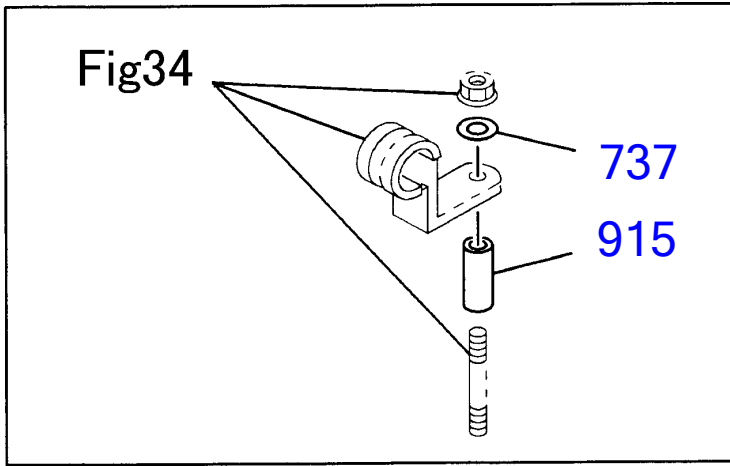
Engine for TB1140 4JJ1XYSB01 (ISUZU)
ENGINE ELECTRICAL CONTROL PARTS (1/2)



**Engine for TB1140 4JJ1XYSB01 (ISUZU)
ENGINE ELECTRICAL CONTROL PARTS (1/2)**

Item	Part No	Description	Qty
1(A)	I8-98045-0271	STARTER ASM (24V 4.0KW)	1
2(A)	I8-98092-1120	GENERATOR ASM (24V 50A)	1
4	I0-28751-2350	BOLT; STARTER (M12X35 FLANGE)	2
16	I0-28056-0130	BOLT; GEN (M10X130 FLANGE)	1
23	I0-91180-2100	NUT; GEN (M10 FLANGE)	1
129	I8-97363-9360	SENSOR; GLOW PLUG, THERMO	1
293	I8-97180-5560	CABLE; STARTER EARTH	1
327	I8-97312-1081	SENSOR; CAMSHAFT POSITION	1
611	I8-97216-2160	BRACKET; SENSOR	1
766	I8-97369-4040	GASKET; SENSOR	1
782(A)	I0-28050-6120	BOLT; SENSOR (M6X12 FLANGE)	1
782(B)	I0-28050-6160	BOLT; SENSOR (M6X16 FLANGE)	1
796(A)	I8-09373-2691	SENSOR; MAP	1
797	I8-12146-8300	SENSOR; MAT	1

Engine for TB1140 4JJ1XYSB01 (ISUZU)
ENGINE ELECTRICAL CONTROL PARTS (2/2)

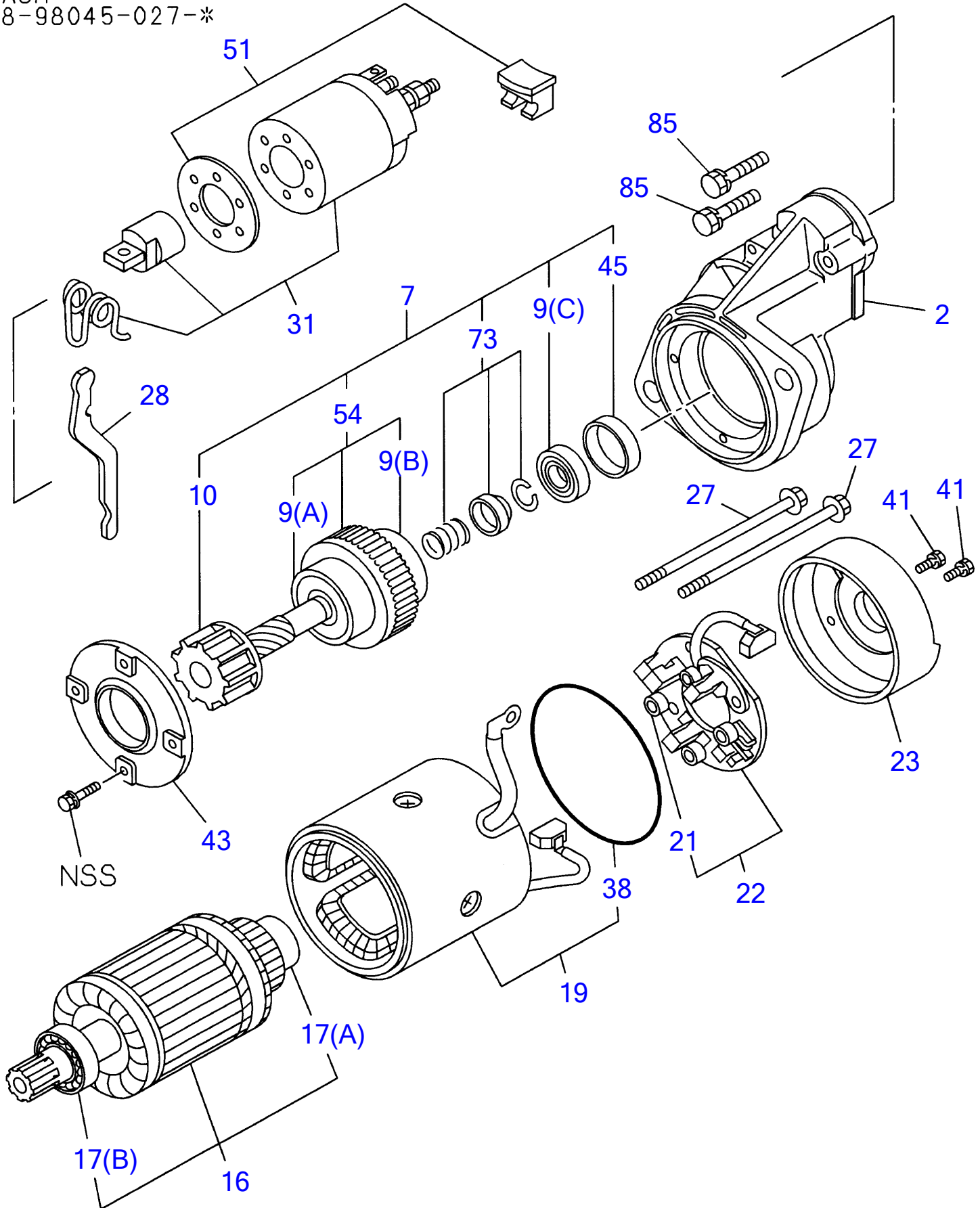


**Engine for TB1140 4JJ1XYSB01 (ISUZU)
ENGINE ELECTRICAL CONTROL PARTS (2/2)**

Item	Part No	Description	Qty
10(A)	I8-98013-7900	RELAY; STARTER (24V)	1
10(B)	I8-94258-0140	RELAY; STARTER (24V)	1
46	I8-94460-7060	RELAY; GLOW PLUG (24V)	1
608	I8-12146-8300	SENSOR; TEMP	1
613	I8-98075-0730	CONTROL UNIT; ENG	1
737	I0-91610-7060	WASHER; PL (ID=6.4 OD=18)	1
796(B)	I8-97217-7780	SENSOR; MAP	1
915	I5-15419-0360	SPACER; HARNESS (ID=9 OD=16 L=40)	1

Engine for TB1140 4JJ1XYSB01 (ISUZU)
STARTER

ASM
8-98045-027-*

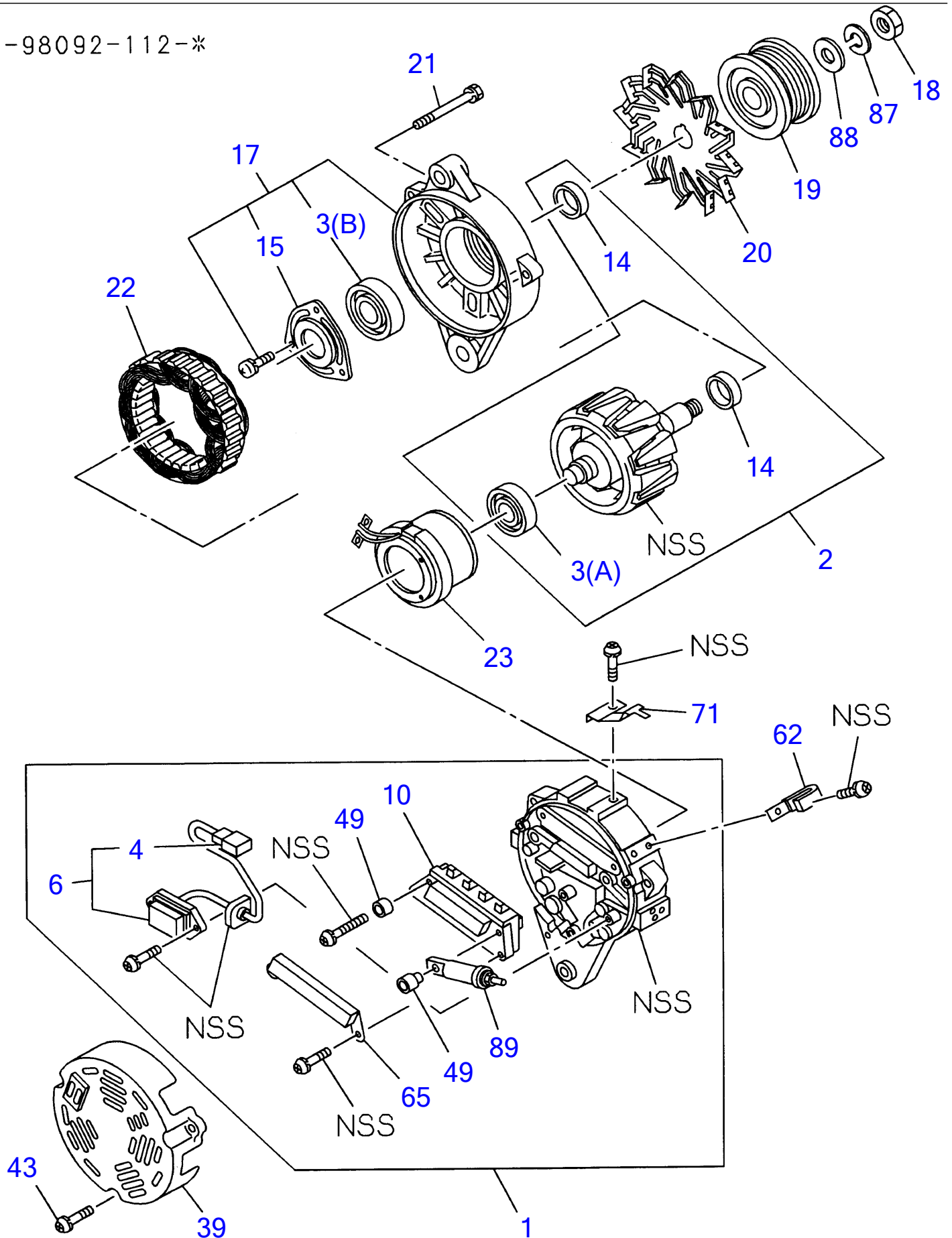


**Engine for TB1140 4JJ1XYSB01 (ISUZU)
STARTER**

Item	Part No	Description	Qty
2	I8-98056-6690	CASE; PINION, STARTER	1
7	I8-98056-6640	CLUTCH ASM; PINION, STARTER	1
9(A)	I8-97025-6730	BEARING; GEAR SHAFT STARTER	1
9(B)	I8-97025-6740	BEARING; GEAR SHAFT STARTER	1
9(C)	I8-97025-6760	BEARING; GEAR SHAFT STARTER	1
10	I8-98056-6660	SHAFT; GEAR STARTER	1
16	I8-97192-2990	ARMATURE; STARTER	1
17(A)	I8-94228-4360	BEARING; ARMATURE STARTER	1
17(B)	I8-97030-3870	BEARING; ARMATURE STARTER	1
19	I8-98073-9090	COIL; FIELD, STARTER	1
21	I8-94152-9720	SPRING; BRUSH HOLDER STARTER	4
22	I8-98073-9330	HOLDER; BRUSH STARTER	1
23	I8-97319-4180	COVER; RR COVER STARTER	1
27	I8-97192-4230	BOLT; THROUGH, STARTER	2
28	I8-97179-7760	LEVER; SHIFT, STARTER	1
31	I8-98056-6670	SWITCH; ENGAGE STARTER	1
38	I8-97115-7630	GASKET; RR COVER, STARTER	1
41	I8-97117-1070	SCREW; RR COVER, STARTER	2
43	I8-98056-6680	RETAINER; PINION STARTER	1
45	I8-94435-5670	RETAINER; BEARING, STARTER	1
51	I8-98056-6700	COVER SET; DUST ENGAGE SW STARTER	1
54	I8-98056-6650	CLUTCH ; PINION, STARTER	1
73	I8-94152-9780	STOPPER SET; PINION	1
85	I8-94408-5000	BOLT; ENGAGE SW FIX, STARTER	2

Engine for TB1140 4JJ1XYSB01 (ISUZU)
GENERATOR

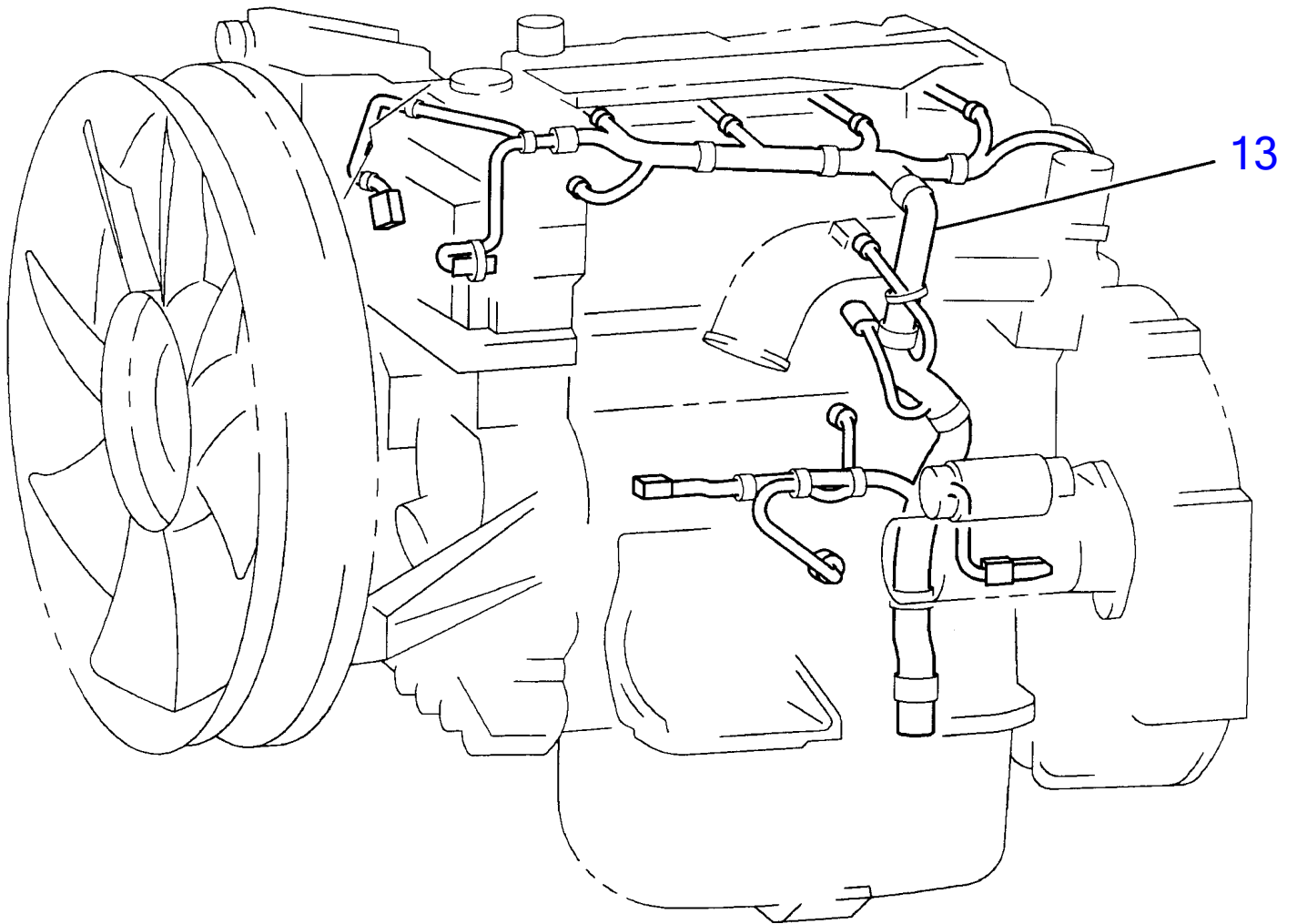
8-98092-112-*



**Engine for TB1140 4JJ1XYSB01 (ISUZU)
GENERATOR**

Item	Part No	Description	Qty
1	I8-98045-7280	COVER ASM; RR, GEN	1
2	I8-97382-8690	ROTOR; GEN	1
3(A)	I1-81229-7230	BEARING; ROTOR, GEN	1
3(B)	I1-81229-7580	BEARING; ROTOR, GEN	1
4	I8-97382-8840	TERMINAL; BRUSH, GEN	1
6	I8-98092-3990	REGULATOR ASM; VOLTAGE, GEN	1
10	I8-97382-8790	RECTIFIER; GEN	1
14	I8-97382-8700	COLLAR; STEEL	2
15	I1-81229-7600	RETAINER; ROTOR, GEN	1
17	I8-98045-6870	COVER ASM; FRT, GEN	1
18	I1-81229-4740	NUT; PULLEY, GEN	1
19	I8-98045-7230	PULLEY; GEN	1
20	I8-97382-8740	FAN; GEN	1
21	I1-81229-3820	BOLT; THROUGH, GEN	3
22	I8-97382-8710	STATOR; GEN	1
23	I8-98036-2950	COIL; ROTOR GEN	1
39	I8-97382-8820	COVER; END, RR COVER, GEN	1
43	I1-81229-7330	SCREW; RR END COVER	3
49	I8-97382-8800	BUSHING; RECTIFIER, GEN	2
62	I1-81118-0110	CLIP; TERMINAL, BRUSH, GEN	1
65	I1-84132-0120	CONDENSER; GEN	1
71	I8-97029-0590	HOLDER; TERMINAL, GEN	1
87	I1-81229-4790	WASHER; PULLEY, GEN	1
88	I1-81229-4780	WASHER; PL, PULLEY GEN	1
89	I8-97382-8810	BOLT; RECTIFIER, GEN	1

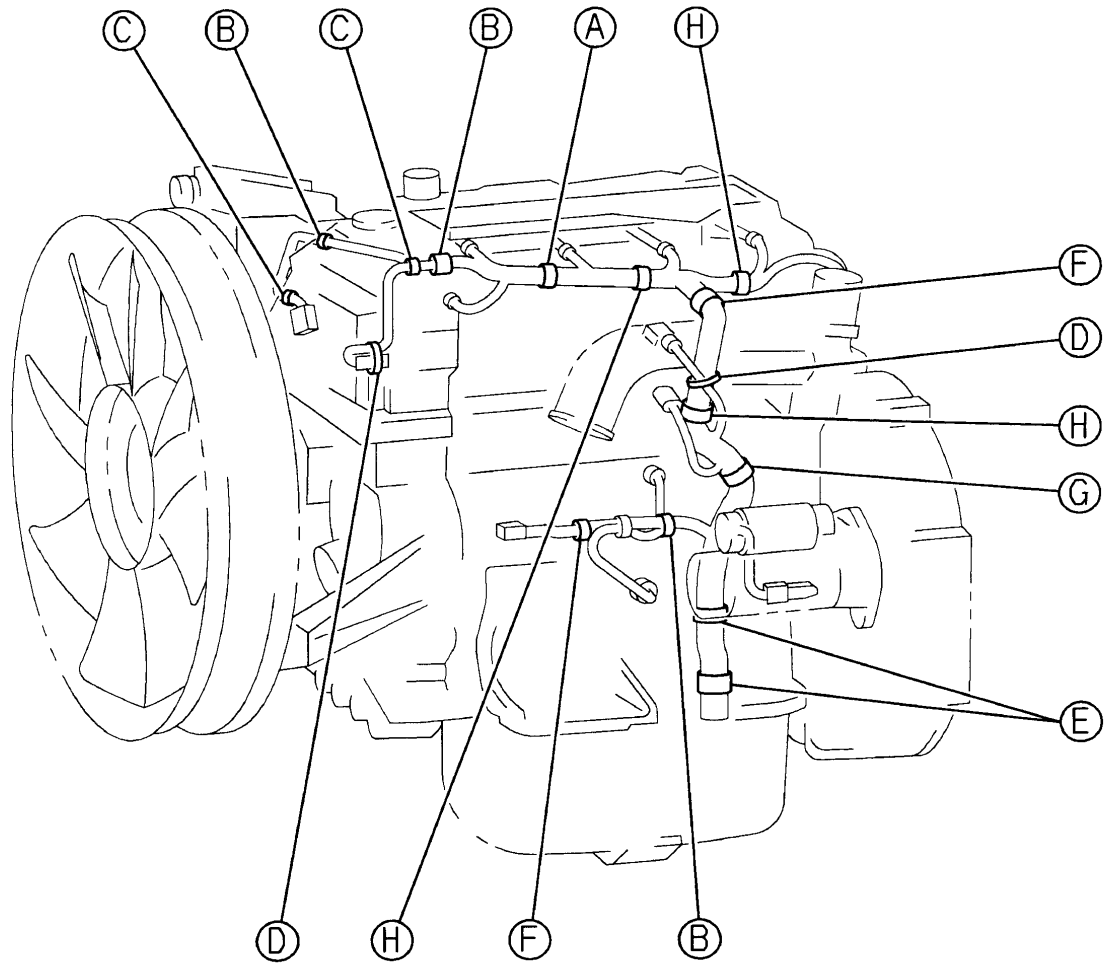
Engine for TB1140 4JJ1XYSB01 (ISUZU)
WIRING HARNESS AND FUSE



Engine for TB1140 4JJ1XYSB01 (ISUZU)
WIRING HARNESS AND FUSE

Item	Part No	Description	Qty
13	I8-98035-0542	HARNESS; ENG	1

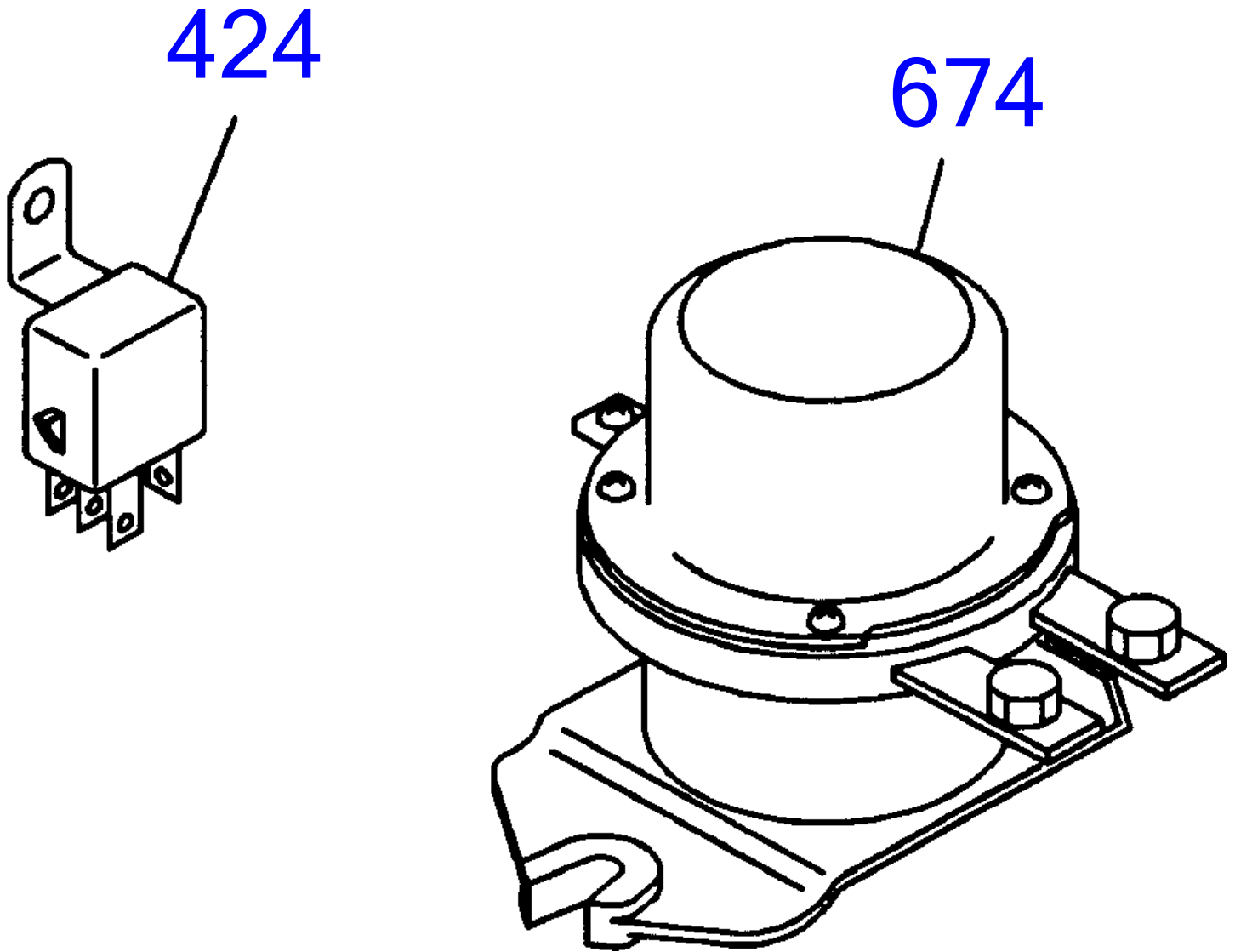
Engine for TB1140 4JJ1XYSB01 (ISUZU)
FIXING PARTS; WIRING HARNESS



<p>(A)</p> <p>483(C) 24 Fig30 545</p>	<p>(B)</p> <p>150(B) 483(A)</p>	<p>(C)</p> <p>102(A)</p>	<p>(D)</p> <p>102(B)</p>
<p>(E)</p> <p>150(C) 483(B)</p>	<p>(F)</p> <p>150(B) 483(D)</p>	<p>(G)</p> <p>150(A) 483(D)</p>	<p>(H)</p> <p>150(B) 483(C)</p>

**Engine for TB1140 4JJ1XYSB01 (ISUZU)
FIXING PARTS; WIRING HARNESS**

Item	Part No	Description	Qty
24	I0-91180-2080	NUT; HARNESS (M8 FLANGE)	1
102(A)	I5-09700-3500	CLIP; BAND (ID=12)	3
102(B)	I5-09707-0311	CLIP; BAND (L=140)	3
150(A)	I0-28050-6120	BOLT; CLIP (M6X12 FLANGE)	1
150(B)	I0-28050-8120	BOLT; CLIP (M8X12 FLANGE)	7
	I0-28050-8160	BOLT; CLIP (M8X16 FLANGE)	1
150(C)	I0-28051-0160	BOLT; CLIP (M10X16 FLANGE)	2
483(A)	I0-95235-8560	CLIP; ENG HARNESS (ID=19 L=28)	2
483(B)	I1-09700-6071	CLIP; ENG HARNESS (ID=28 L=30)	2
483(C)	I1-09700-8600	CLIP; ENG HARNESS (ID=18 H=23 L=28)	3
	I1-09700-8620	CLIP; ENG HARNESS (ID=24.5 H=23 L=25)	1
483(D)	I1-09701-0011	CLIP; ENG HARNESS (ID=24 L=24)	2
	I1-09701-0130	CLIP; ENG HARNESS (ID=14.5 L=28)	1
545	I0-41010-8550	STUD; HARNESS (M8X55 L=67)	1



Engine for TB1140 4JJ1XYSB01 (ISUZU)
SWITCH AND RELAY; INSTRUMENT PANEL

Item	Part No	Description	Qty
424	I8-98013-7900	RELAY	1
674	I8-94379-5431	RELAY; BATTERY	1