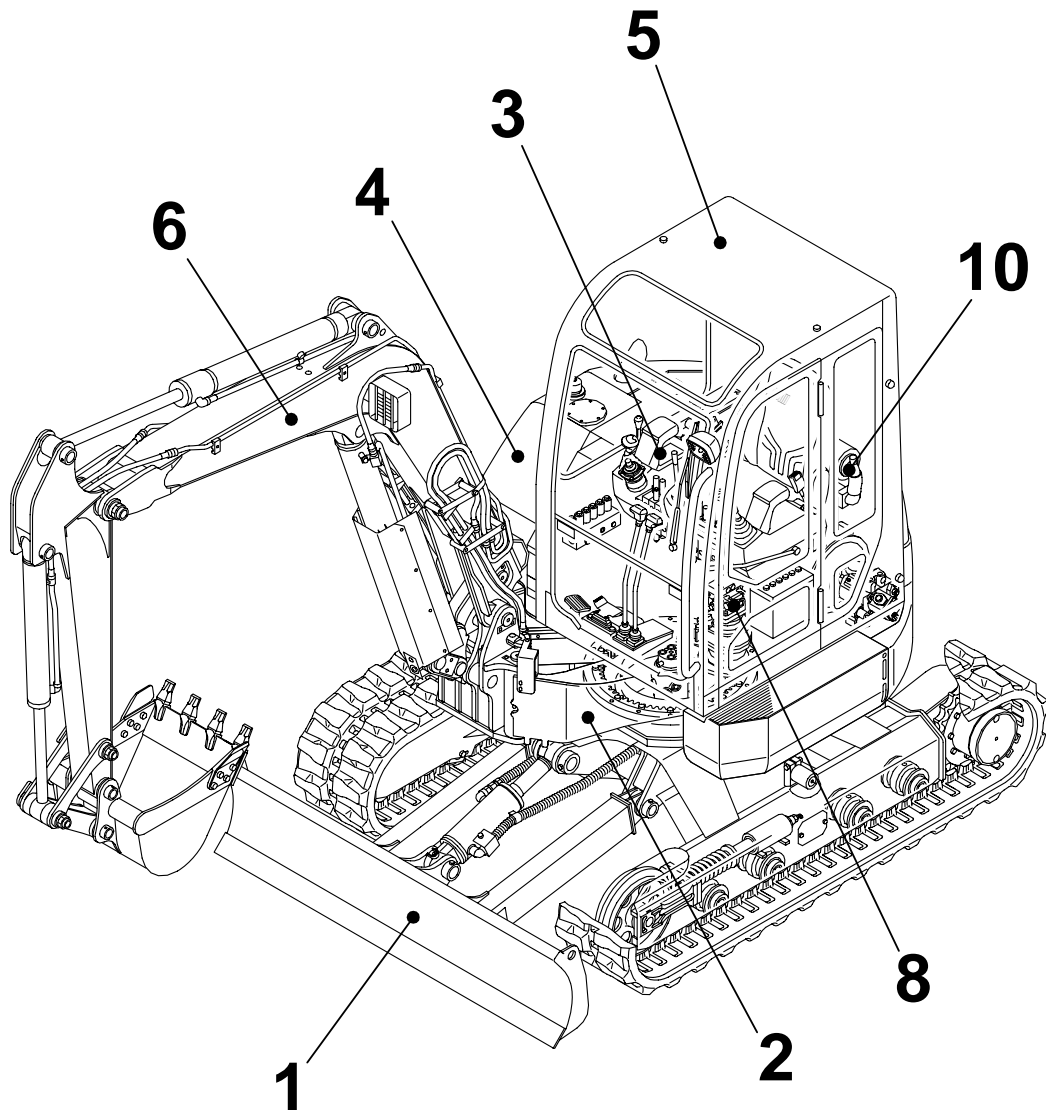


# TB153FR

Book No. BJ2Z004  
Serial No.15820004-

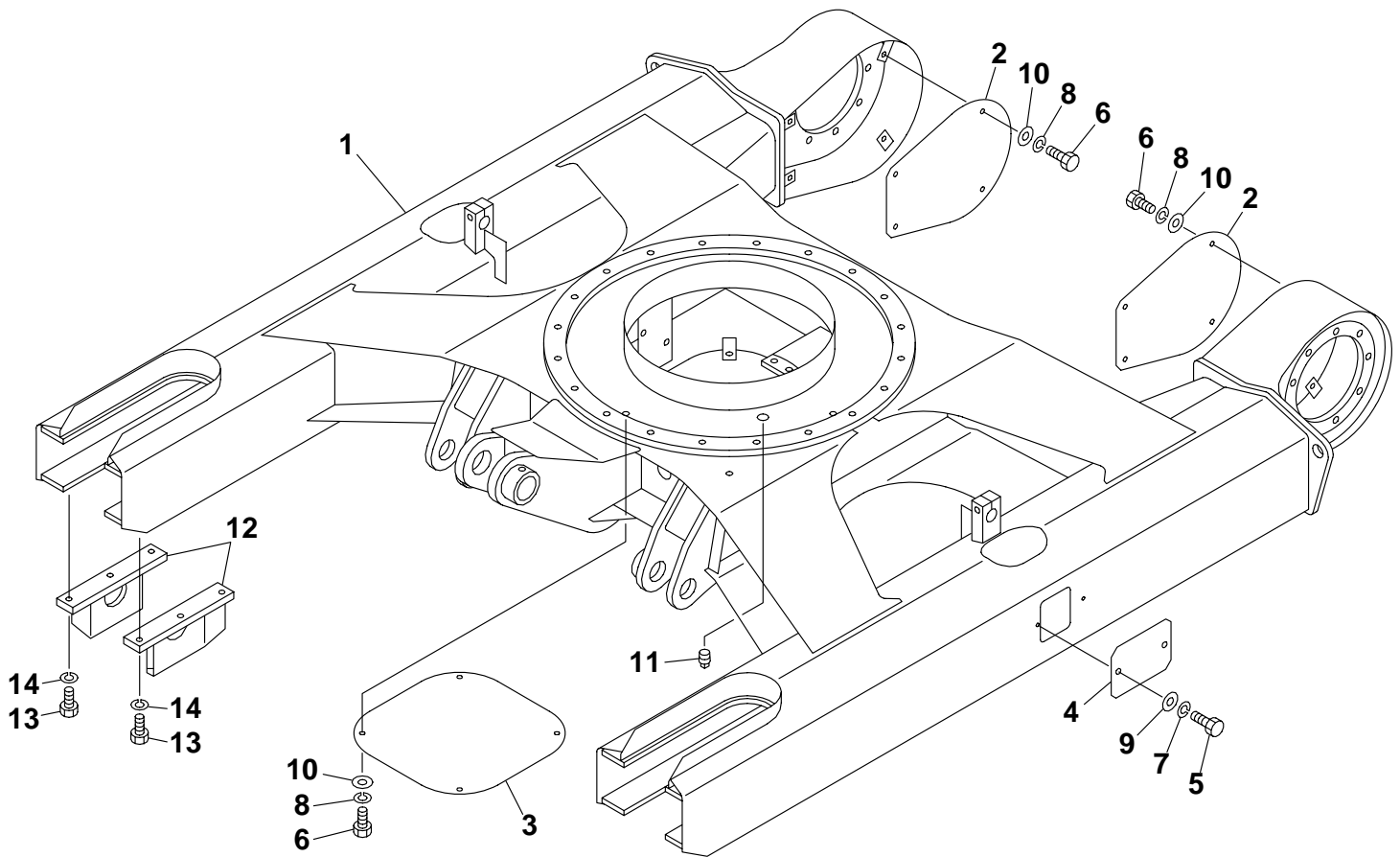


# TAKEUCHI



Item	Part number	Description	INDEX				Remarks
			Q'ty	Chan.	Serial No.	Serv.	
1		UNDERCARRIAGE					
2		TURNTABLE & CONTROL LEVER					
3		ENGINE & ELECTRICAL SYSTEM					
4		HYDRAULIC PIPNG & TANK					
5		COVER & CAB					
6		HOE ATTACHMENT					
7		DECAL & TOOL					
8		HYDRAULIC DEVICE					
10		ENGINE(4TNV88-PTBZ1) 2008.4.21					

TB153FR Book No. BJ2Z004 S/N 15820004-  
**LOWER FRAME**

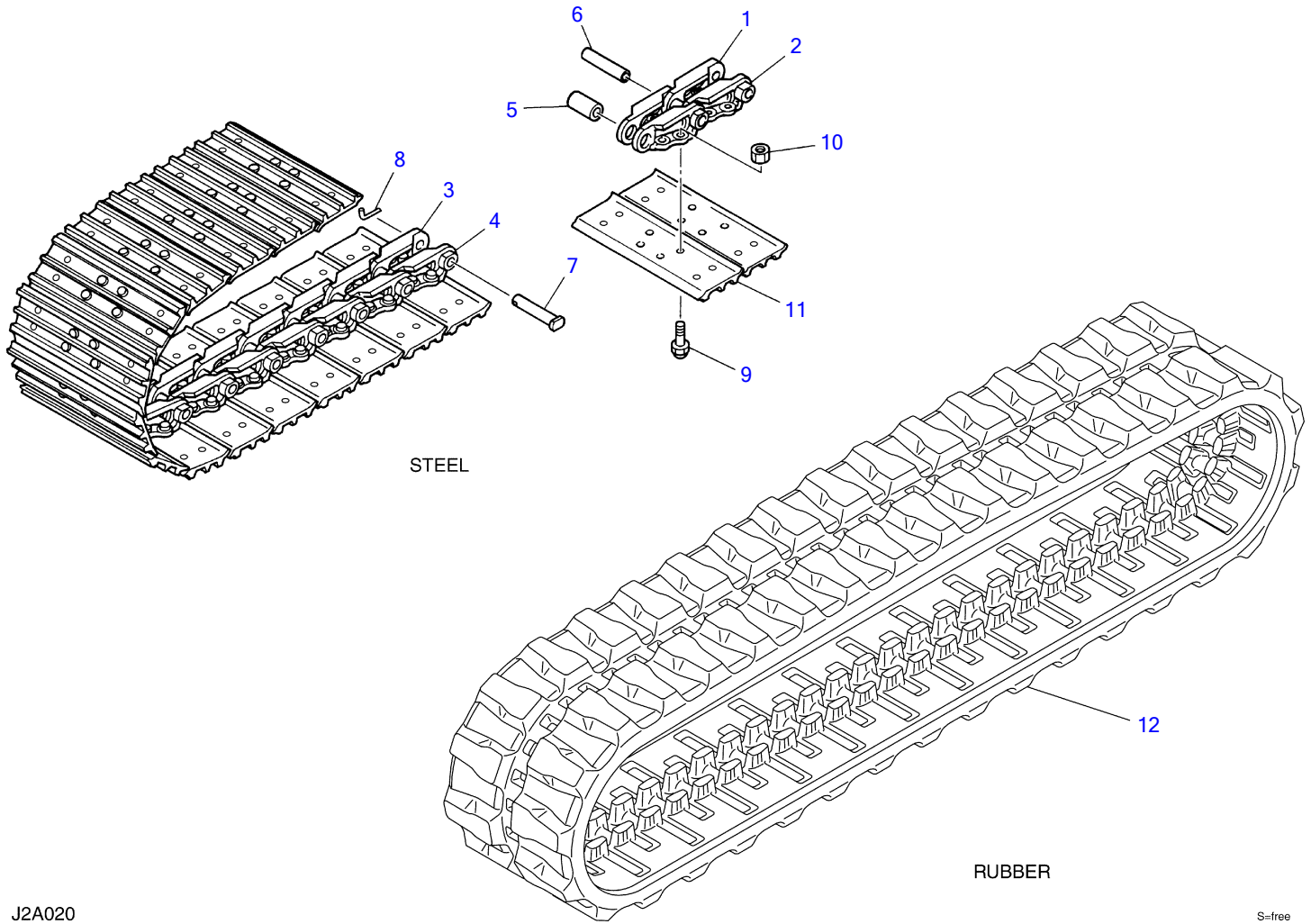


J2A010

S=1/14

**LOWER FRAME**

Item	Part number	Description	Q'ty	Chan.	Serial No.	Serv.	Remarks
		FRAME ASSY, lower (rubber)					X03910-11000-0
		FRAME ASSY, lower (steel)					X03910-11500-0
1	X *****	FRAME	1				
2	<b>03910-04002</b>	COVER	2				
3	<b>03910-04003</b>	COVER	1				
4	<b>05610-17400</b>	COVER	2				
5	<b>11000-40816</b>	BOLT	4				
6	<b>11000-41020</b>	BOLT	12				
7	<b>11400-20008</b>	WASHER, spring	4				
8	<b>11400-20010</b>	WASHER, spring	12				
9	<b>11411-10008</b>	WASHER	4				
10	<b>11411-10010</b>	WASHER	12				
11	<b>15087-10010</b>	PLUG	1				
12	<b>04610-00700</b>	GUIDE, shoe	4				steel
13	<b>11010-41230</b>	BOLT	12				steel
14	<b>11400-20012</b>	WASHER, spring	12				steel
	<b>J2a010</b>						



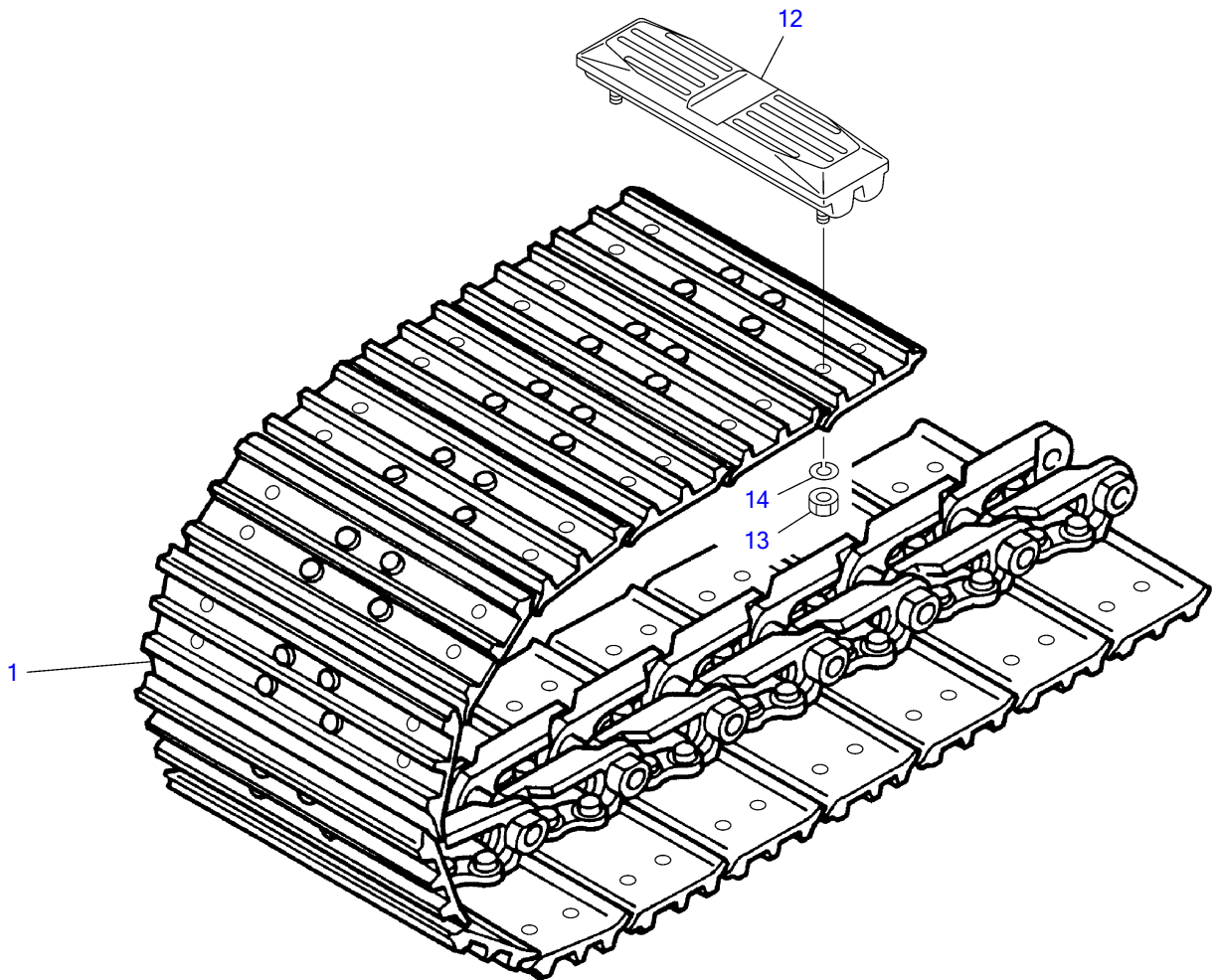
J2A020

S-free

**CRAWLER BELT**

Item	Part number	Description	Q'ty	Chan.	Serial No.	Serv.	Remarks
0	<b>1914051600</b>	BELT ASSY, steel crawler	2				X19140-51600-0
1	<b>1914039001</b>	▪ LINK (R.H.)	37				
2	<b>1914039002</b>	▪ LINK (L.H.)	37				
3	<b>1914039003</b>	▪ LINK, master (R.H.)	1				
4	<b>1914039004</b>	▪ LINK, master (L.H.)	1				
5	<b>1914039012</b>	▪ BUSHING	38				
6	<b>1914039006</b>	▪ PIN, track	37				
7	<b>1914039007</b>	▪ PIN, master	1				
8	<b>1914039008</b>	▪ PIN	1				
9	<b>1914039009</b>	▪ BOLT	152				
10	<b>1914033010</b>	▪ NUT	152				
11	<b>1914051611</b>	▪ PLATE, shoe	38				
12	<b>1914065610</b>	BELT, rubber crawler	2				
	<b>J2a020</b>						

TB153FR Book No. BJ2Z004 S/N 15820004-  
CRAWLER BELT (with rubber pads)



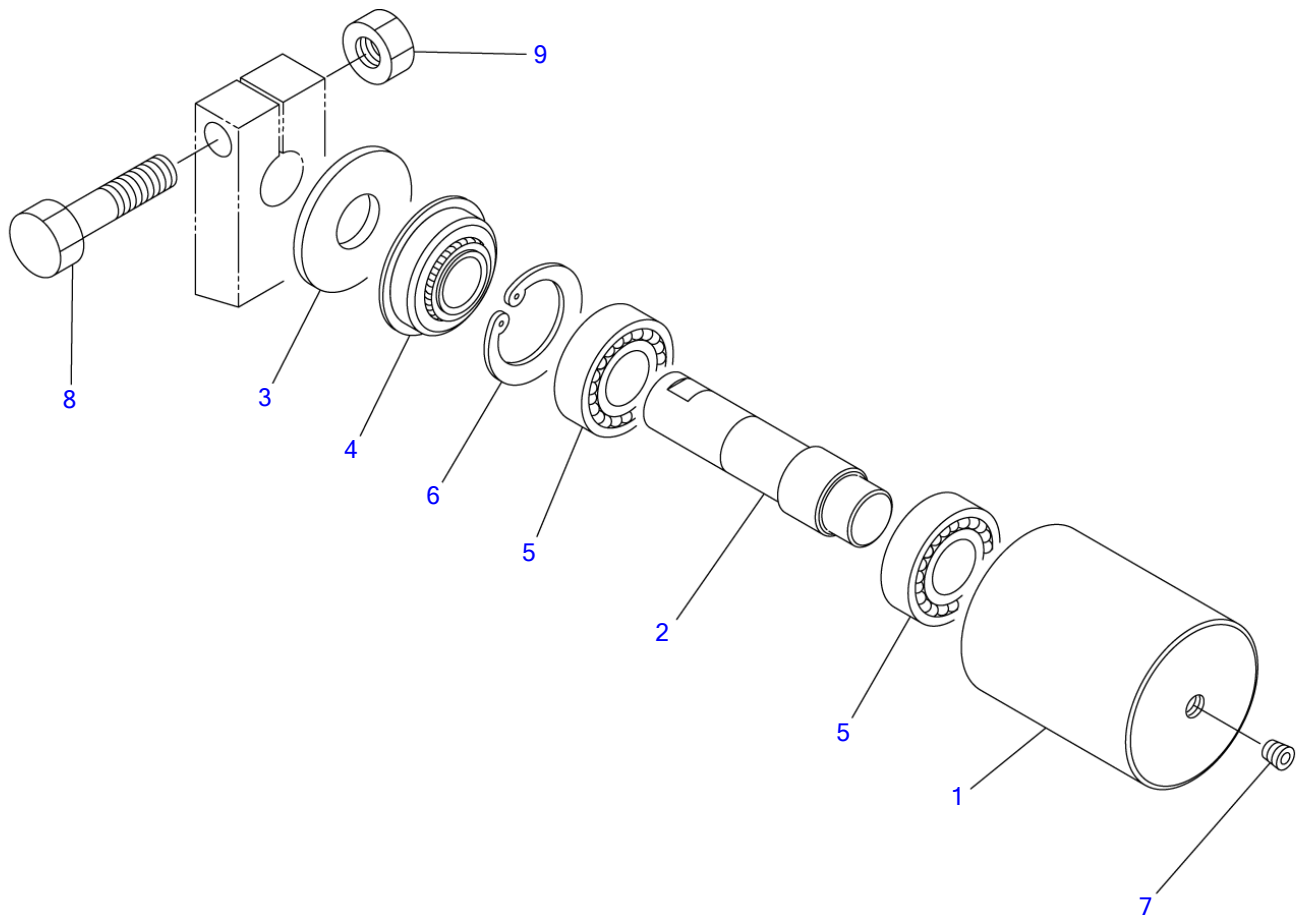
K3A152

S-free



**CRAWLER BELT (with rubber pads)**

Item	Part number	Description	Q'ty	Chan.	Serial No.	Serv.	Remarks
0	<b>1914051700</b>	BELT ASSY, steel crawler (with rubber pads)	2				X19140-51700-0
1	<b>1914051600</b>	▪ BELT, steel crawler	1				
12	<b>1914400500</b>	▪ PAD, rubber	38				
13	<b>1130020012</b>	▪ ▪ NUT	4				
14	<b>1140020012</b>	▪ ▪ WASHER, spring	4				
	<b>K3a153</b>						



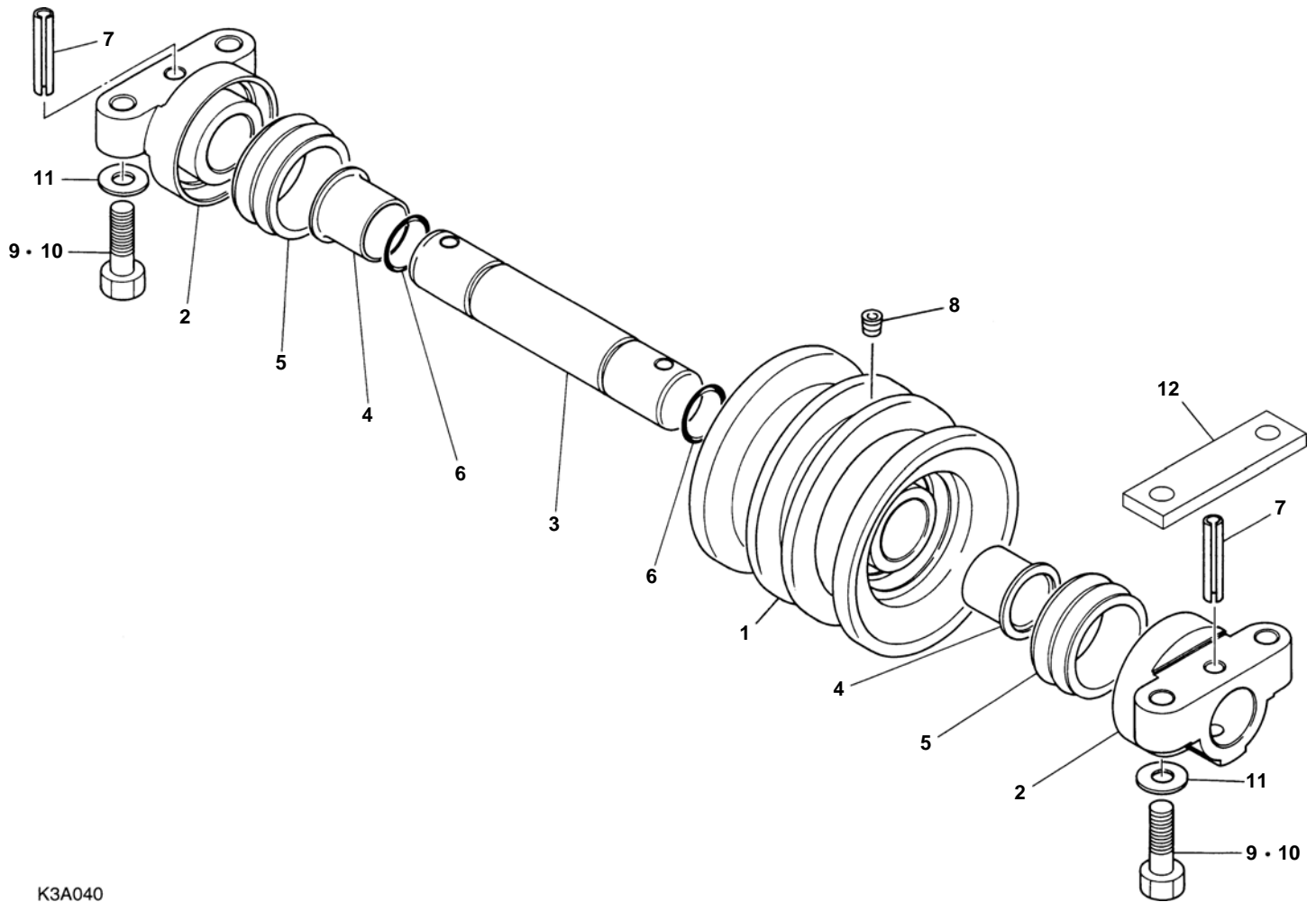
G4A100

S=1/3

**CARRIER ROLLER**

Item	Part number	Description	Q'ty	Chan.	Serial No.	Serv.	Remarks
		ROLLER ASSY, carrier					X03912-00000-2
0-1	<b>0391200100</b>	ROLLER SUB ASSY	2				
1	<b>0391200110</b>	▪ ROLLER	1				
2	<b>0391200120</b>	▪ SHAFT	1				
3	<b>0141201300</b>	▪ COVER	1				
4	<b>1431203062</b>	▪ SEAL	1				
5	<b>1300006206</b>	▪ BEARING	2				
6	<b>1221000062</b>	▪ RING, snap	1				
7	<b>1501820001</b>	▪ PLUG	1				
8	<b>1101041670</b>	BOLT	2				
9	<b>1130540016</b>	NUT	2				
	<b>K3a141</b>						

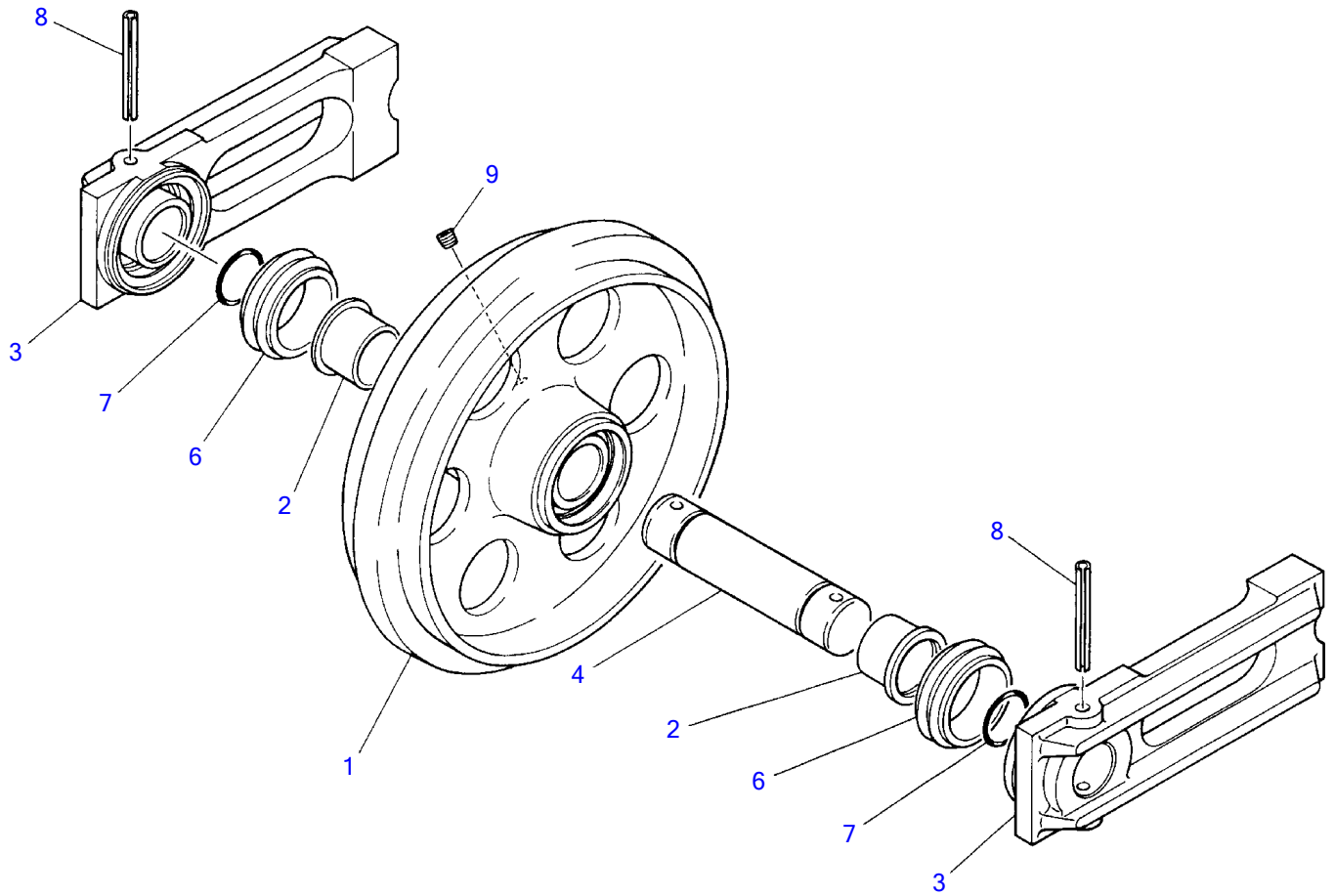
TB153FR Book No. BJ2Z004 S/N 15820004-  
TRACK ROLLER



K3A040

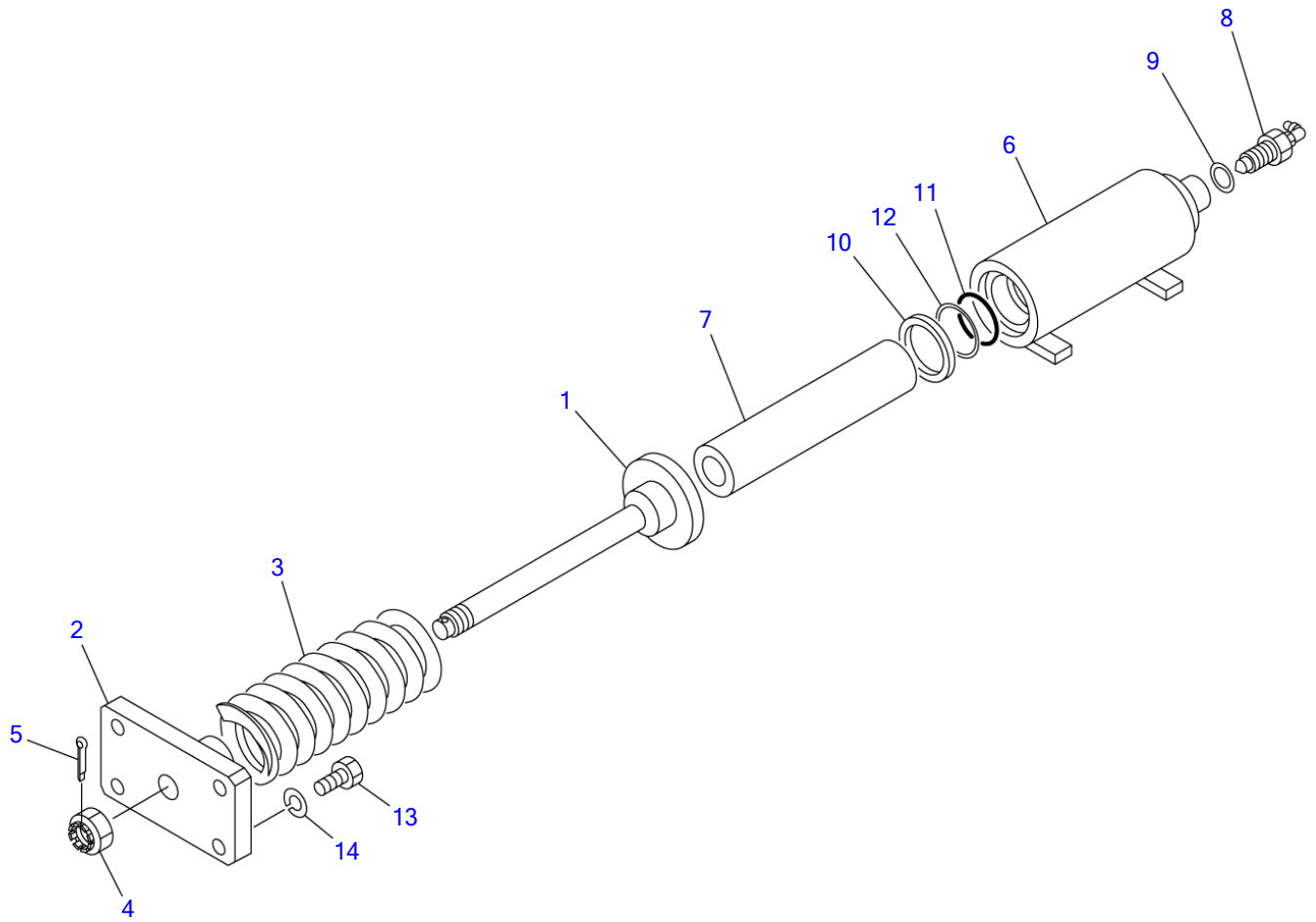
**TRACK ROLLER**

Item	Part number	Description	Q'ty	Chan.	Serial No.	Serv.	Remarks
		ROLLER ASSY, track (rubber)					X03913-02000-5
		ROLLER ASSY, track (steel)					X03913-03000-5
0-1	<b>0391302100</b>	ROLLER SUB ASSY, track	10				
1	<b>0391302300</b>	• ROLLER	1				
2	<b>0461300300</b>	• COVER	2				
3	<b>0461300400</b>	• SHAFT	1				
4	<b>1333073535</b>	• BUSHING	2				
5	<b>1432500560</b>	• SEAL, floating	2				
6	<b>1420100300</b>	• O-RING	2				
7	<b>1213001055</b>	• PIN, spring	2				
8	<b>1501810001</b>	• PLUG	2				
9	<b>1101051245</b>	BOLT	40				
10	<b>1101051255</b>	BOLT	40				steel
11	<b>1141540012</b>	WASHER	40				
12	<b>0391300400</b>	PLATE	20				steel
	<b>K3a042</b>						



K3A050

Item	Part number	Description	FRONT IDLER			Remarks
			Q'ty	Chan.	Serial No.	
		IDLER ASSY, front				
0-1	<b>0461490010</b>	IDLER ASSY, sub	2			X04614-01000-4
1	<b>0461401100</b>	▪ IDLER	1			
2	<b>1333064540</b>	▪ BUSHING	2			
3	<b>0461400300</b>	▪ BLOCK	2			
4	<b>0461400400</b>	▪ SHAFT	1			
6	<b>1432500640</b>	▪ SEAL, floating	2			
7	<b>1420100400</b>	▪ O-RING	2			
8	<b>1213101000</b>	▪ PIN, spring	2			
9	<b>1501810001</b>	▪ PLUG	2			
	<b>K3a053</b>					



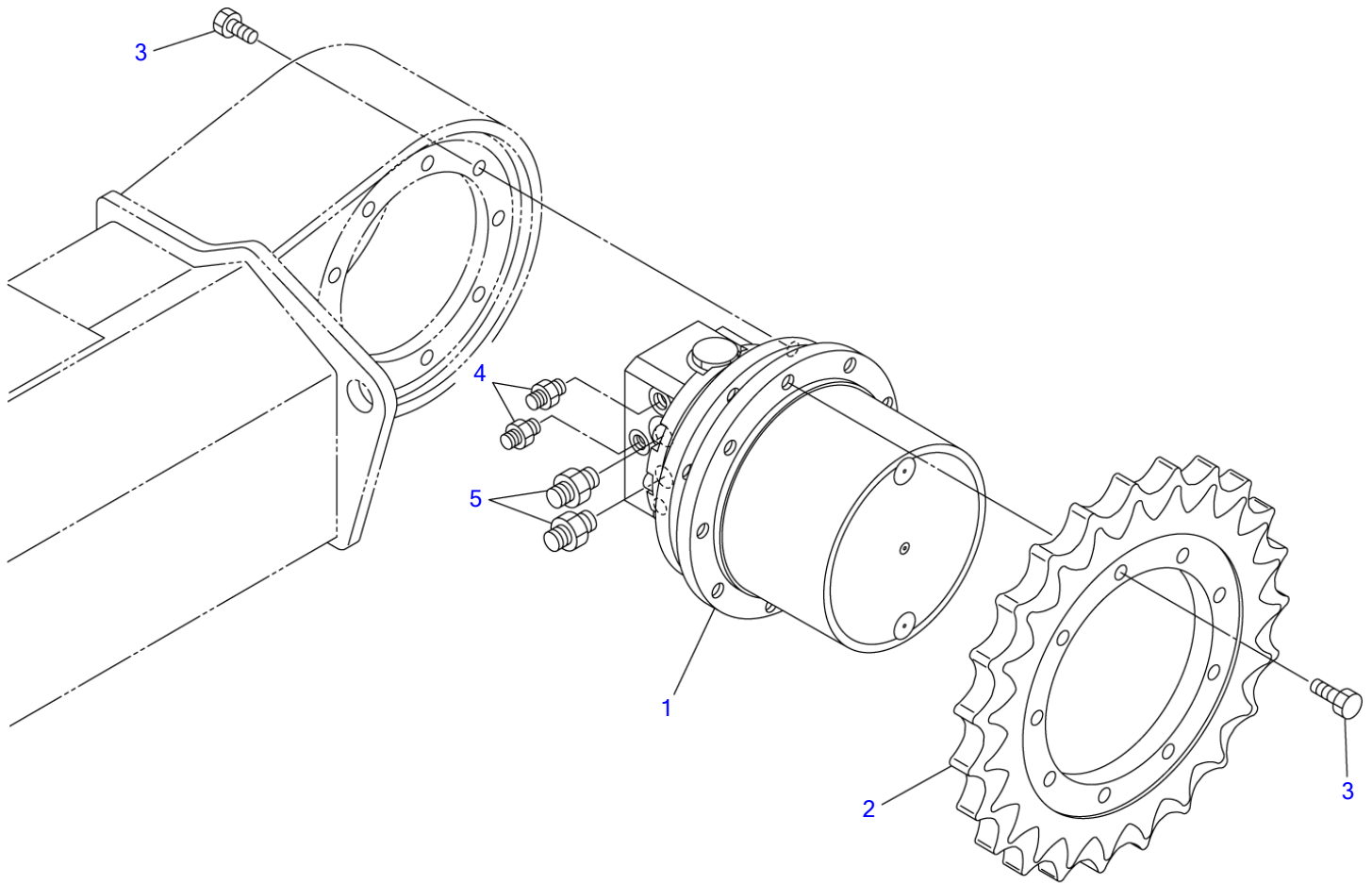
J2A030

S=FREE



**TRACK ADJUSTER**

Item	Part number	Description	Q'ty	Chan.	Serial No.	Serv.	Remarks
		SPRING ASSY					X03915-08000-1
0-1	<b>0391508100</b>	SPRING SUB ASSY	2				
1	<b>0881151200</b>	• ROD	1				
2	<b>0391508120</b>	• PLATE	1				
3	<b>0007000002</b>	• SPRING	1				
4	<b>1132530027</b>	• NUT	1				
5	<b>1210000545</b>	• PIN, split	1				
0-2	<b>0391508200</b>	CYLINDER ASSY, grease	2				
6	<b>0391508210</b>	• CYLINDER, grease	1				
7	<b>0391508220</b>	• PISTON	1				
8	<b>1541301602</b>	• VALVE ASSY, check	1				
9	<b>1541201616</b>	• WASHER	1				
10	<b>1400403038</b>	• SEAL	1				
11	<b>1422010550</b>	• O-RING	1				
12	<b>1421020550</b>	• RING, back-up	1				
13	<b>1101041245</b>	BOLT	8				
14	<b>1140020012</b>	WASHER, spring	8				
	<b>J2a030</b>						



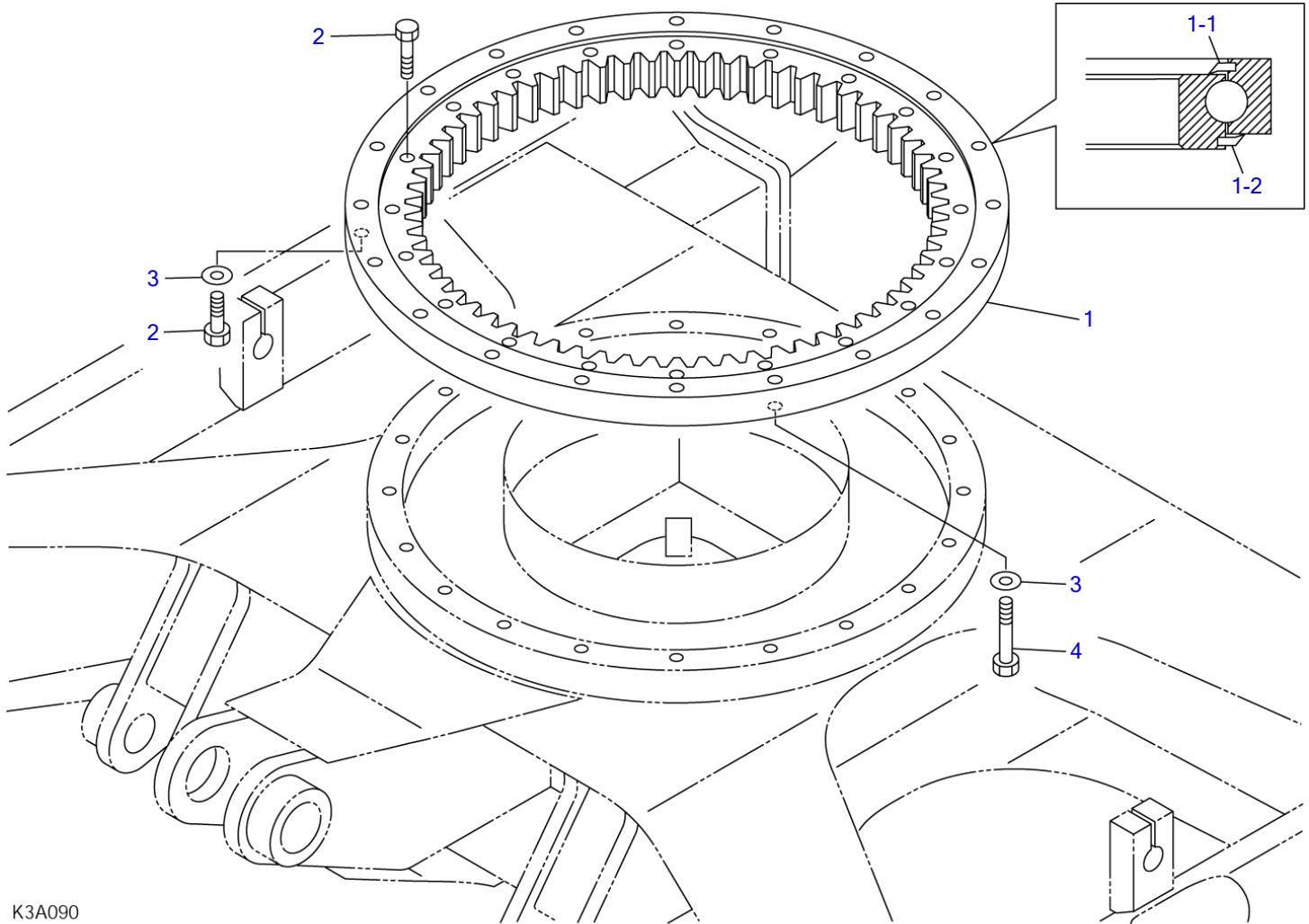
J2A040

S=FREE

TRAVEL DEVICE

Item	Part number	Description	Q'ty	Chan.	Serial No.	Serv.	Remarks
		MOTOR ASSY, travel					X03916-06000-0
1	1903124800	MOTOR, travel	2				
2	0261603100	SPROCKET	2				
3	1100051435	BOLT	36				
4	1515600200	ADAPTOR	4				
	1420010110	· O-RING	1				
5	1515600202	ADAPTOR	4				
	1420010180	· O-RING	1				
	J2a040						

TB153FR Book No. BJ2Z004 S/N 15820004-  
SLEW BEARING



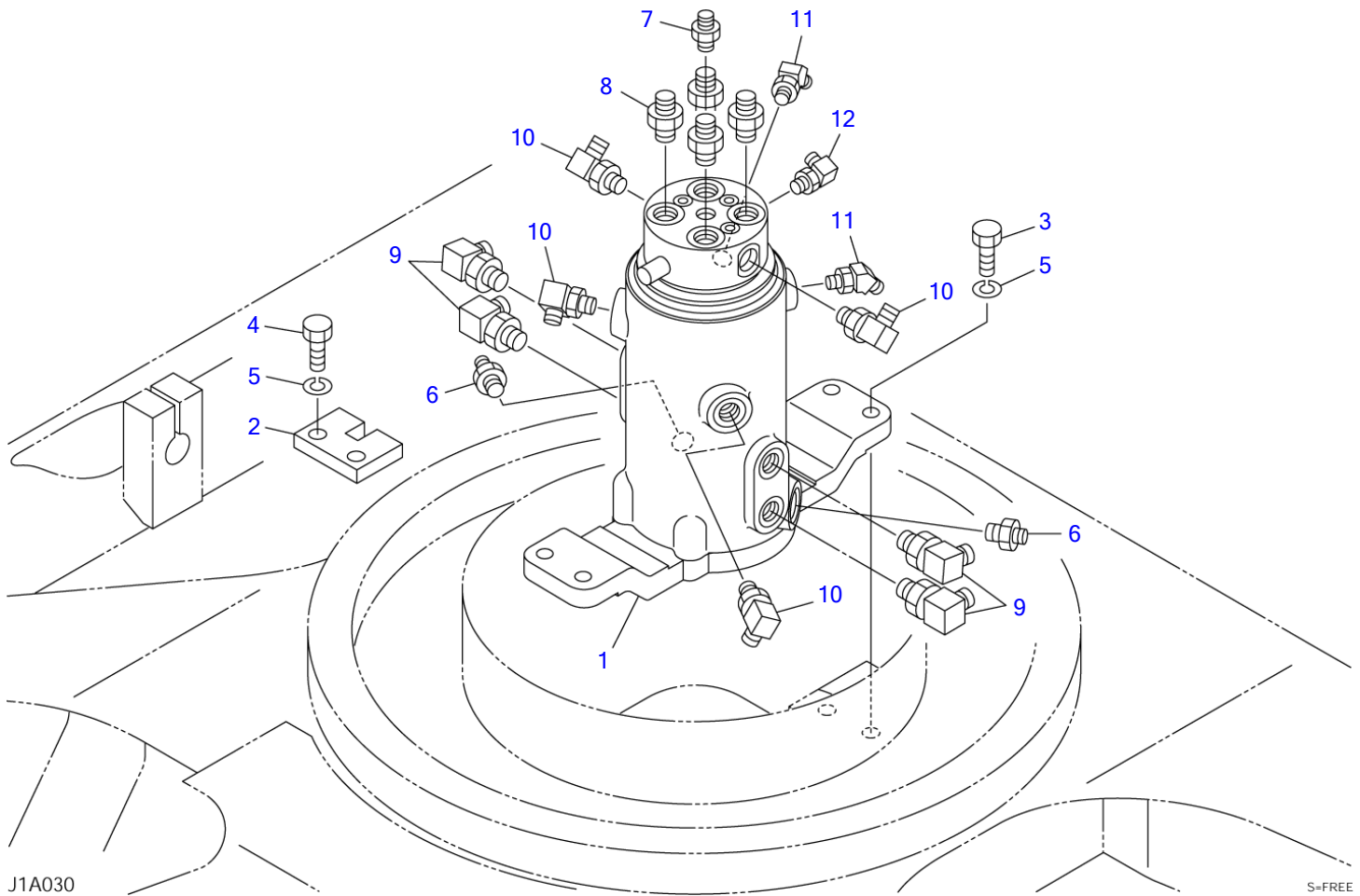
K3A090

S=FREE

**SLEW BEARING**

Item	Part number	Description	Q'ty	Chan.	Serial No.	Serv.	Remarks
		BEARING ASSY, slew					X03920-00000-1
1	<b>1913003500</b>	BEARING	1				
1-1	<b>1913003508</b>	• SEAL	1				
1-2	<b>1913003509</b>	• SEAL	1				
2	<b>1101051680</b>	BOLT	39				
3	<b>1141540016</b>	WASHER	20				
4	<b>0392000100</b>	BOLT	1				
	<b>K3a090</b>						

TB153FR Book No. BJ2Z004 S/N 15820004-  
SWIVEL JOINT & ACCESSORIES



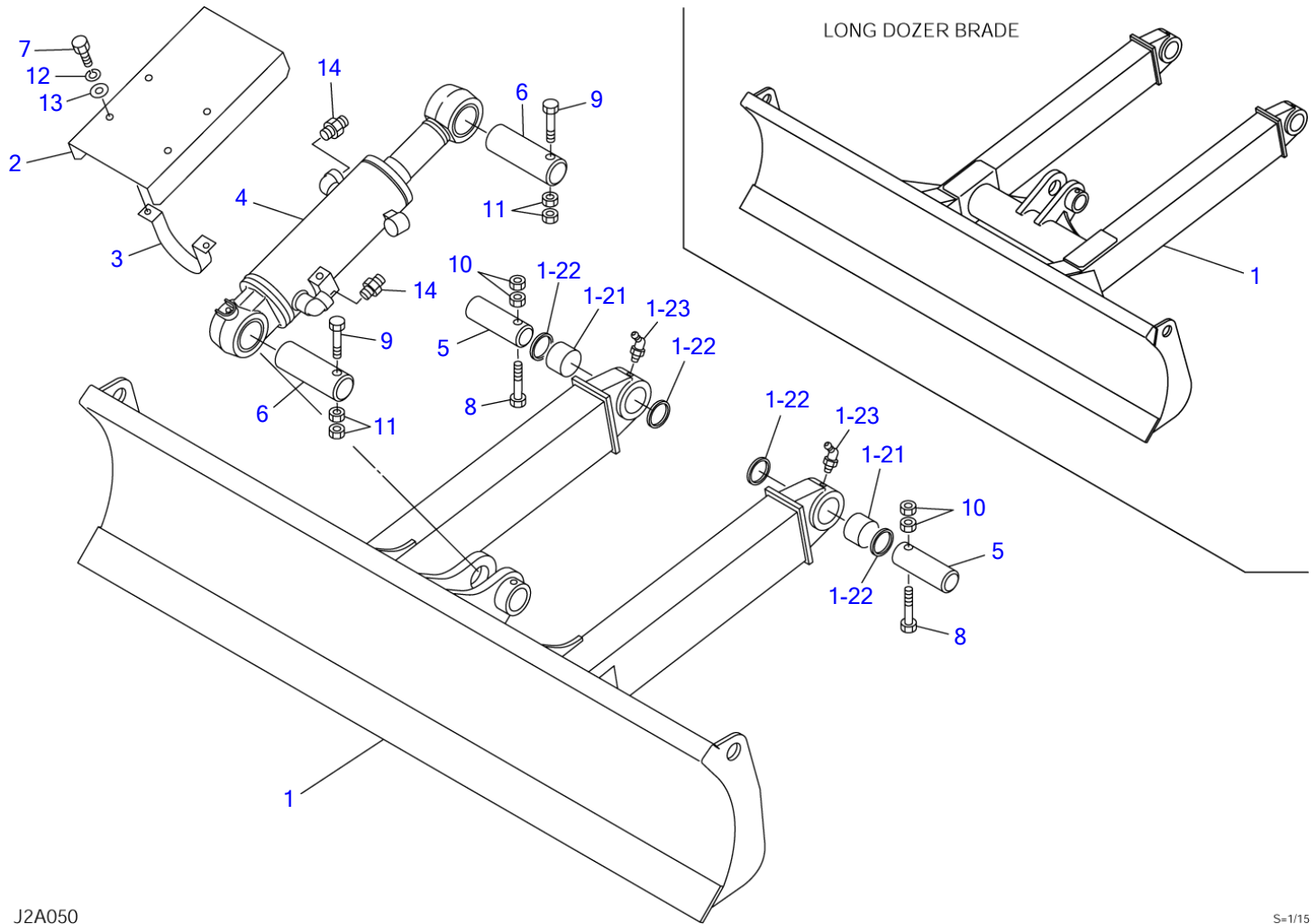
J1A030

S=FREE

**SWIVEL JOINT & ACCESSORIES**

Item	Part number	Description	Q'ty	Chan.	Serial No.	Serv.	Remarks
		JOINT ASSY, swivel					X03921-02000-1
1	1904006300	JOINT, swivel	1				
2	0442100100	STOPPER	1				
3	1101041245	BOLT	4				
4	1101041240	BOLT	2				
5	1140020012	WASHER, spring	6				
6	0007203057	NIPPLE	2				
7	1511050003	ADAPTOR	1				
8	1515600202	ADAPTOR	4				
	1420010180	• O-RING	1				
9	1515010042	ELBOW	4				
	1420010180	• O-RING	1				
10	1515010041	ELBOW	4				
	1420010140	• O-RING	1				
11	1515100110	ELBOW	2				
	1420010110	• O-RING	1				
12	1515012040	ELBOW	1				
	1420010110	• O-RING	1				
	J1a031						

TB153FR Book No. BJ2Z004 S/N 15820004-  
DOZER BLADE



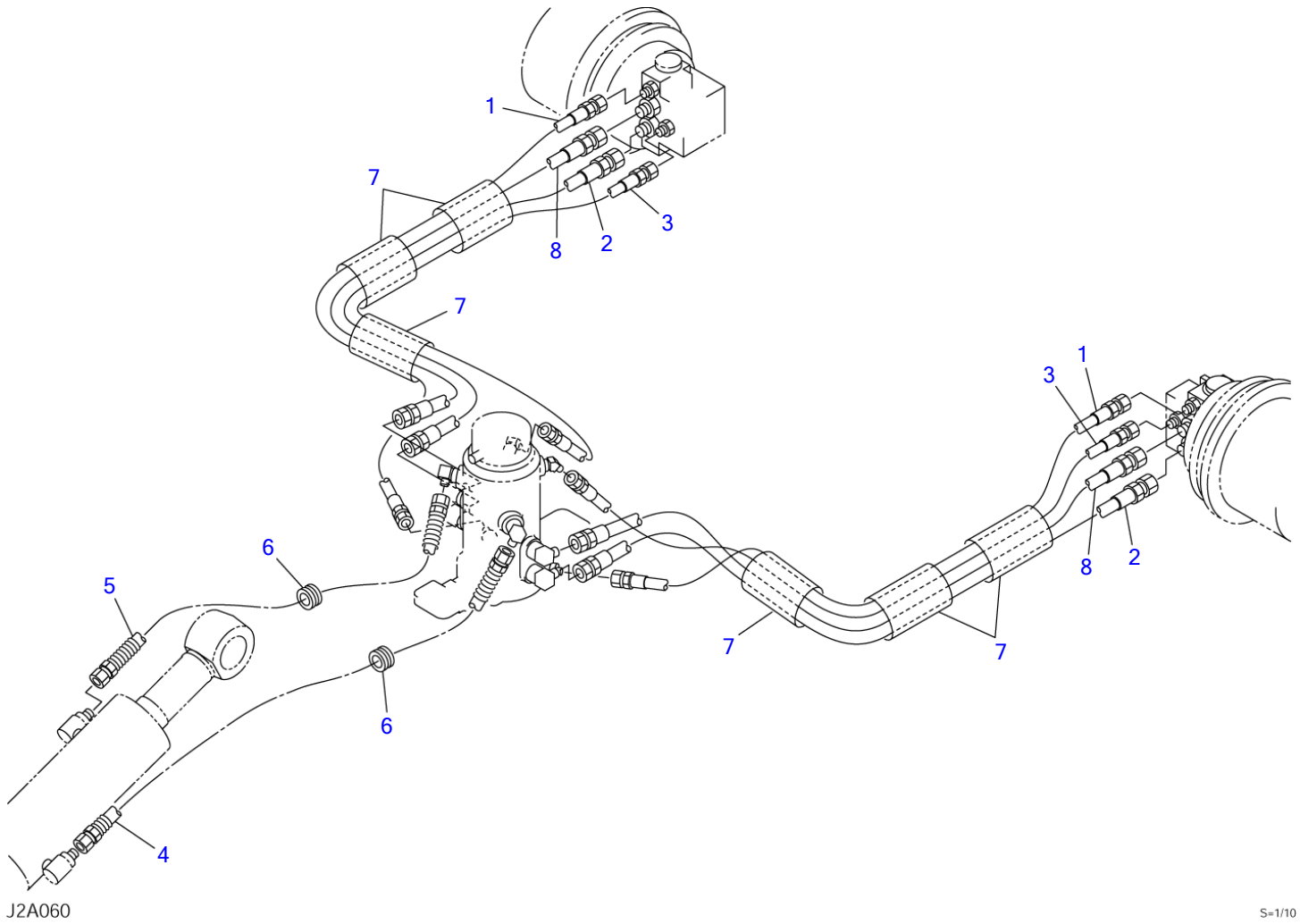
J2A050

S=1/15



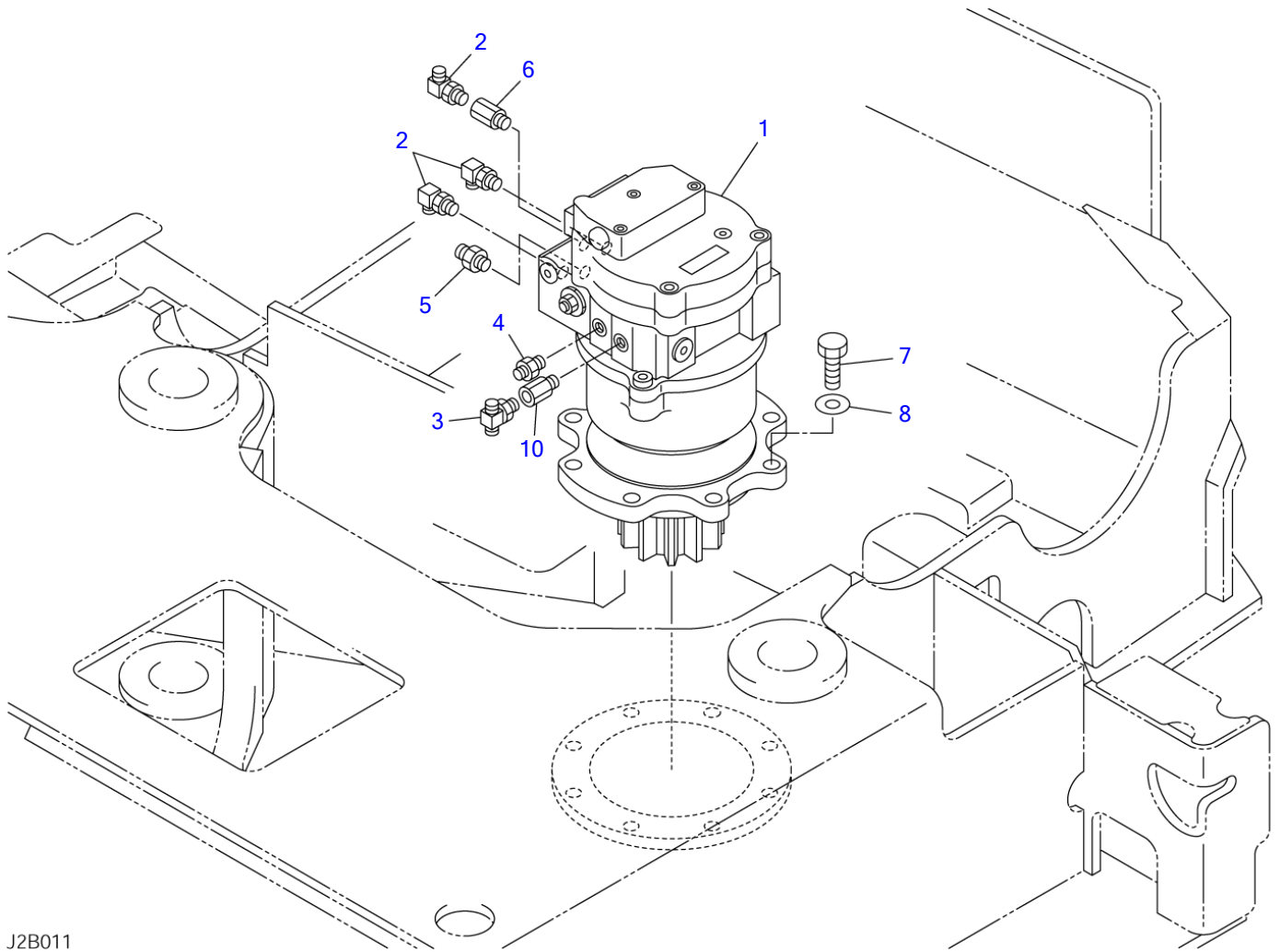
**DOZER BLADE**

Item	Part number	Description	Q'ty	Chan.	Serial No.	Serv.	Remarks
		BLADE ASSY, dozer					X03963-11000-0
		BLADE ASSY, long dozer					X03963-11300-0
1	<b>0396311100</b>	BLADE, dozer	1				
	<b>0396311400</b>	BLADE, dozer	1				long
1-21	<b>0002200014</b>	• BUSHING	2				
1-22	<b>1432200045</b>	• SEAL, dust	4				
1-23	<b>1560001675</b>	• FITTING, grease	2				
2	<b>0396308520</b>	COVER	1				
3	<b>0396308530</b>	CLAMP	2				
4	<b>1900077100</b>	CYLINDER, dozer blade	1				
5	<b>0001604135</b>	PIN	2				
6	<b>0001606150</b>	PIN	2				
7	<b>1100041030</b>	BOLT	4				
8	<b>1103041085</b>	BOLT	2				
9	<b>1103141200</b>	BOLT	2				
10	<b>1130240010</b>	NUT	4				
11	<b>1130240012</b>	NUT	4				
12	<b>1140020010</b>	WASHER, spring	4				
13	<b>1141110010</b>	WASHER	4				
14	<b>1515600201</b>	ADAPTOR	2				
	<b>1420010140</b>	• O-RING	1				
	<b>J2a050</b>						



**PIPING; LOWER**

Item	Part number	Description	Q'ty	Chan.	Serial No.	Serv.	Remarks
		PIPING ASSY, lower					X03972-04000-2
1	<b>1801022132</b>	HOSE ASSY	2				
2	<b>1801540132</b>	HOSE ASSY	2				
3	<b>0397204030</b>	HOSE ASSY	2				18010-22140
4	<b>1801620116</b>	HOSE ASSY	1				
5	<b>1801620094</b>	HOSE ASSY	1				
6	<b>0437200100</b>	GUARD	2				
7	<b>1531350020</b>	PROTECTOR	6				sold by the meter
8	<b>0397204080</b>	HOSE ASSY	2				18010-22140
	<b>J2a060</b>						



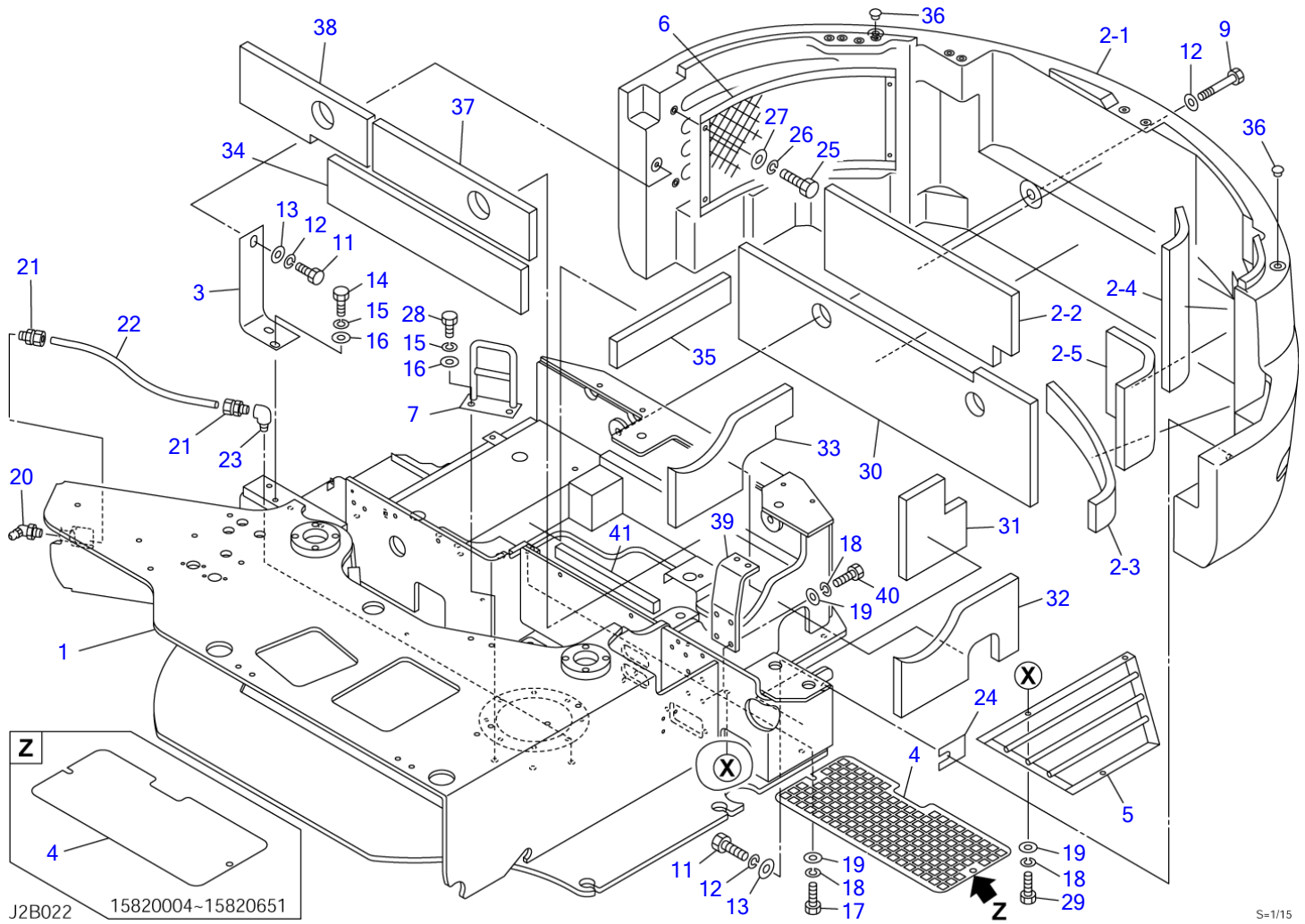
J2B011

S-177

**SLEWING DEVICE**

Item	Part number	Description	Q'ty	Chan.	Serial No.	Serv.	Remarks
		DEVICE ASSY, slewing					X03923-17600-3
1	1903125500	MOTOR, slew	1				
2	1515010131	ELBOW	3				
	1420010140	· O-RING	1				
3	1512370010	TEE	1				
	1420010110	· O-RING	1				
4	1515600200	ADAPTOR	1				
	1420010110	· O-RING	1				
5	1515600201	ADAPTOR	1				
	1420010140	· O-RING	1				
6	0007213016	BUSHING	1				
	1420010140	· O-RING	1				
7	1101041640	BOLT	8				
8	1141550016	WASHER	8				
10	1513250202	BUSHING	1				
	1420010110	· O-RING	1				
	J2b011						

TB153FR Book No. BJ2Z004 S/N 15820004-  
**TURNTABLE**

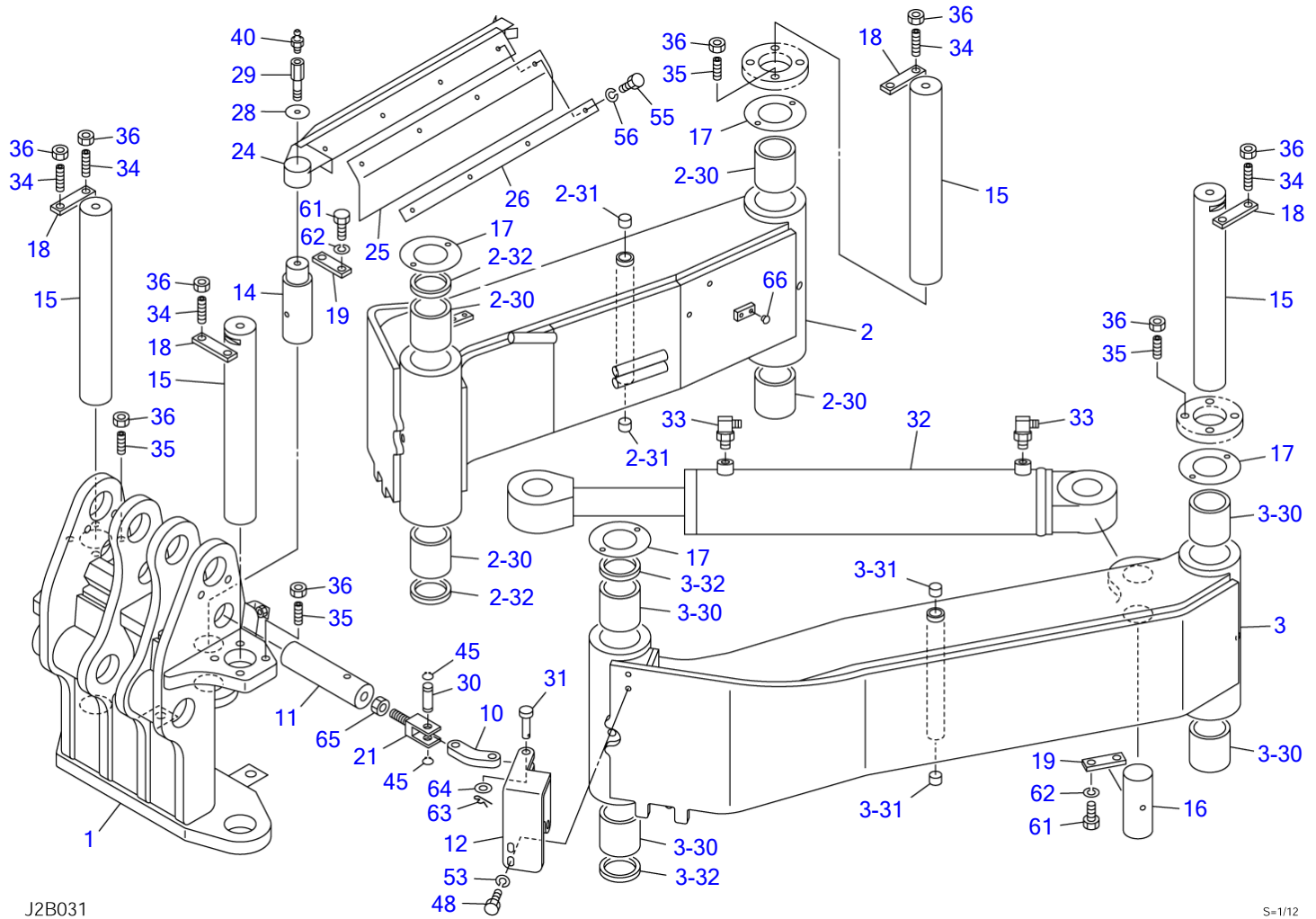


S=1/15

**TURNTABLE**

Item	Part number	Description	Q'ty	Chan.	Serial No.	Serv.	Remarks
		TURNTABLE ASSY (cab)					X03930-22000-7
		TURNTABLE ASSY (canopy)					X03930-22500-7
1	X *****	TURNTABLE	1				
2	0393022400	COUNTERWEIGHT ASSY	1				cab
	0393022700	COUNTERWEIGHT ASSY	1				canopy
2-1	0393022200	· COUNTERWEIGHT	1				cab
	0393022600	· COUNTERWEIGHT	1				canopy
2-2	0393022420	· ABSORBENT, noise	1				
2-3	0393022430	· ABSORBENT, noise	1				
2-4	0393022440	· ABSORBENT, noise	1				
2-5	0393022450	· ABSORBENT, noise	1				
3	0393022300	ANGLE	1				
4	0393022310	COVER	1		15820004~15820651		
	0393022315	COVER	1	(H)	15820652~		
5	0393022340	GUARD	1				
6	0393022350	NET	1				
7	0393015200	BRACKET	1				
9	1101141640	BOLT	2				
11	1101041645	BOLT	2				
12	0003000010	WASHER	4				
13	1140020016	WASHER, spring	2				
14	1101041240	BOLT	2				
15	1140020012	WASHER, spring	4				
16	1141110012	WASHER	4				
17	1100041020	BOLT	2				
18	1140020010	WASHER, spring	9				
19	1141110010	WASHER	9				
20	1560001675	FITTING, grease	1				
21	1532520601	CONNECTOR	2				
22	1532120663	TUBE	1				sold by the meter
23	0007262005	ELBOW	1				
24	0393014200	PLATE	1				
25	1100040820	BOLT	4				
26	1140020008	WASHER, spring	4				
27	1141110008	WASHER	4				
28	1101041220	BOLT	2				
29	1100041025	BOLT	3				
30	0393022360	ABSORBENT, noise	1				
31	0393022361	ABSORBENT, noise	1				
32	0393022362	ABSORBENT, noise	1				
33	0393022363	ABSORBENT, noise	1				
34	0393022364	ABSORBENT, noise	1				
35	0393022365	ABSORBENT, noise	1				
36	1652533021	CAP	2				
37	0393022366	ABSORBENT, noise	1				
38	0393022367	ABSORBENT, noise	1				
39	0393022370	PLATE	1				
40	1100041030	BOLT	4				
41	1654314032	SPONGE	1				sold by the meter
	J2b022						

TB153FR Book No. BJ2Z004 S/N 15820004-  
BOOM OFFSET (1/2)

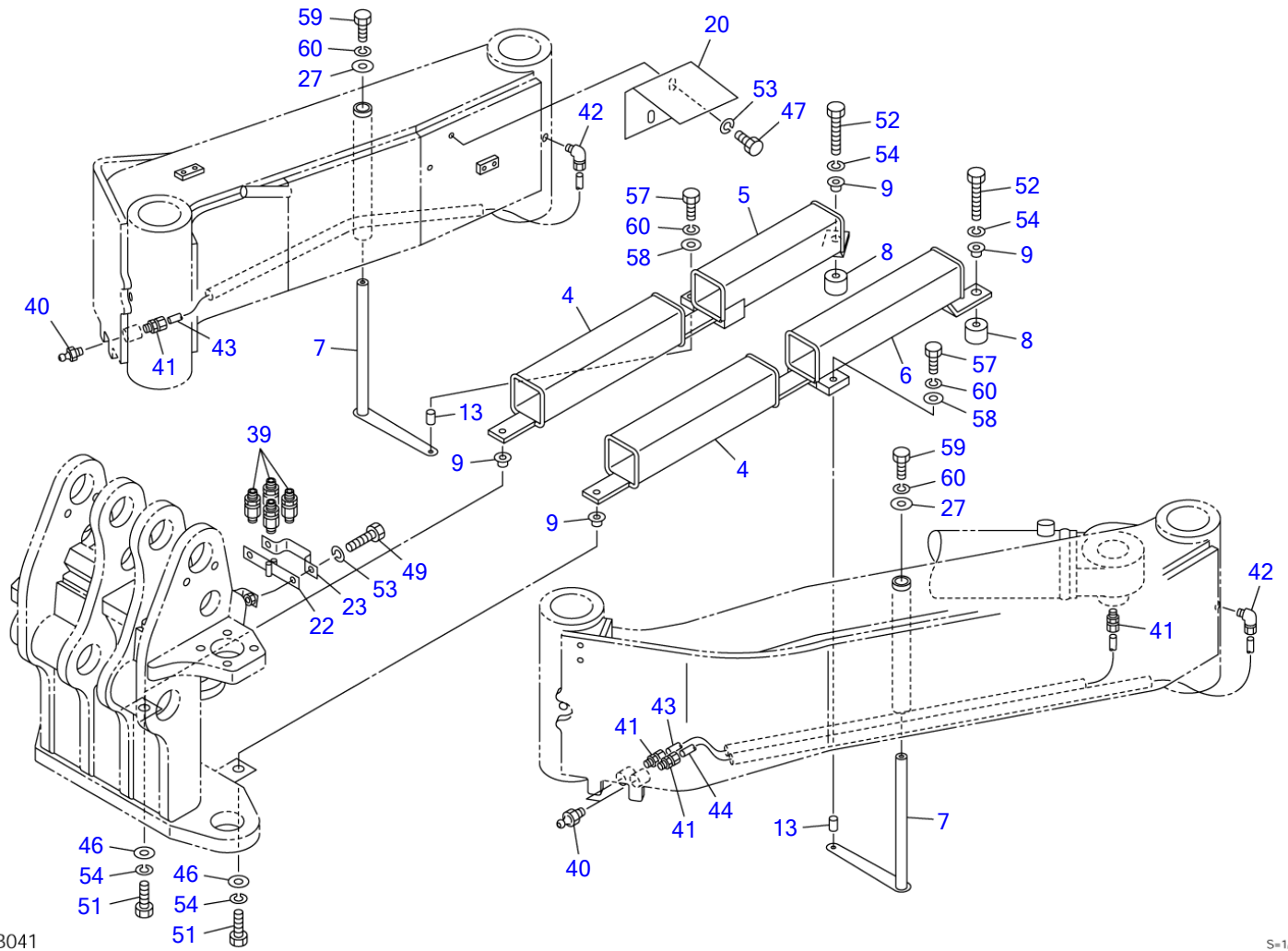


J2B031

S=1/12

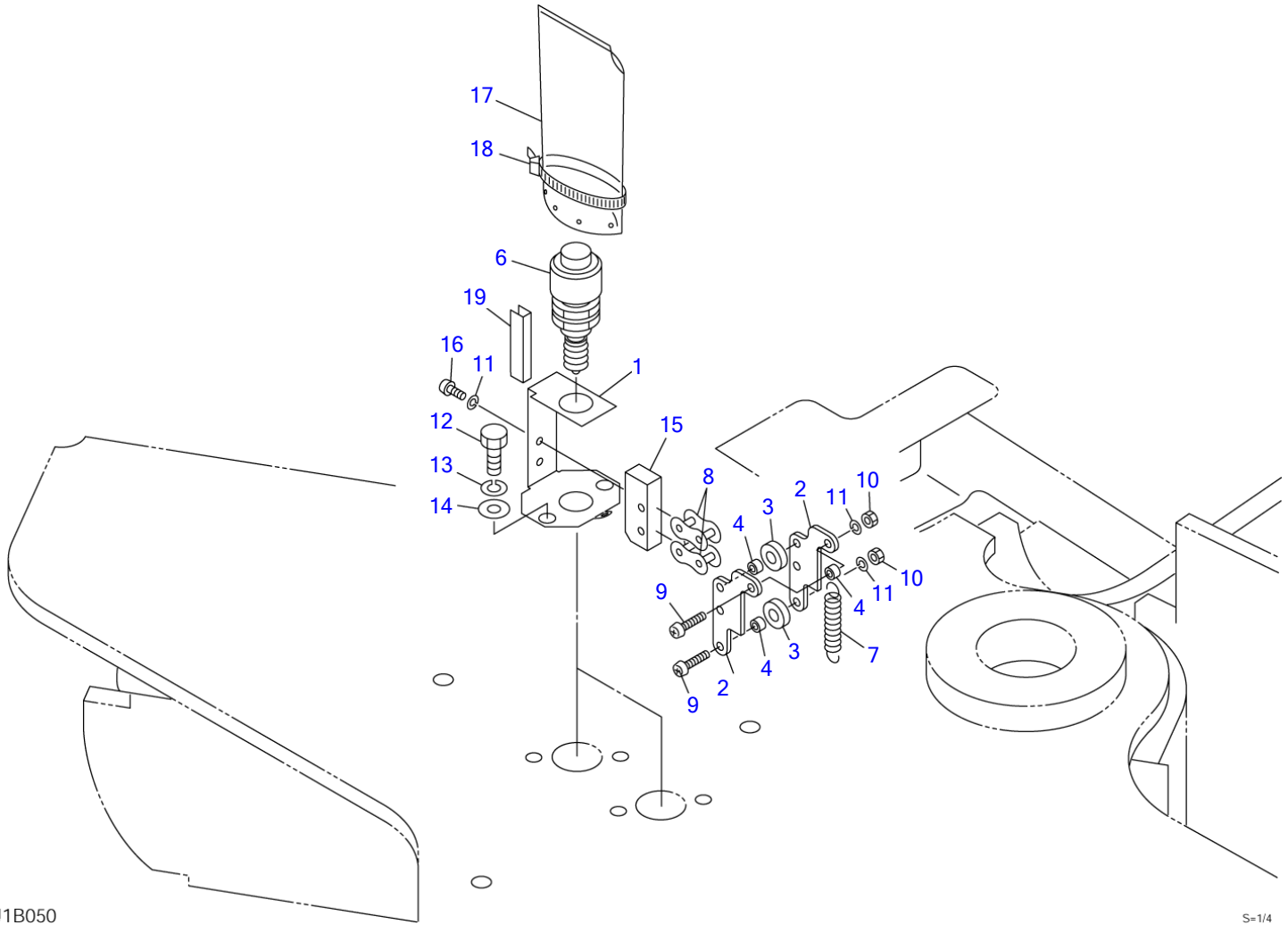


BOOM OFFSET (1/2)							
Item	Part number	Description	Q'ty	Chan.	Serial No.	Serv.	Remarks
		OFFSET ASSY, boom					X03931-12000-5
1	0393112500	BRACKET	1				
2	0393112200	OFFSET, arm (R.H)	1				
2-30	0002400048	• BUSHING	4				
2-31	1333002015	• BUSHING	2				
2-32	1432200060	• SEAL, dust	2				
3	0393112300	OFFSET, arm (L.H)	1		15820004~15820123		
	0393112700	OFFSET, arm (L.H)	1	(H)	15820124~		
3-30	0002400048	• BUSHING	4				
3-31	1333002015	• BUSHING	2				
3-32	1432200060	• SEAL, dust	2				
10	0393104510	LINK	1				
11	0393109450	PIN	1				
12	0393104500	BRACKET	1				
14	0393107600	PIN	1				
15	0393104620	PIN	4				
16	0393104630	PIN	1				
17	0393104640	SPACER	4				
18	0393109400	PLATE	4				
19	0393109410	PLATE	2				
21	0393109460	YOKE	1				
24	0393107700	GUARD	1				
25	0393107710	RUBBER	1				
26	0393107720	PLATE	1				
28	0003600057	WASHER	1				
29	0007210027	BUSHING	1				
30	0004215032	SHAFT	1				
31	0004015003	PIN	1				
32	1900092300	CYLINDER, offset	1				
33	1515010041	ELBOW	2				
	1420010140	• O-RING	1				
34	1121041455	SET-SCREW	8				
35	1121041445	SET-SCREW	8				
36	1130040014	NUT	16				
40	1560001000	FITTING, grease	1				
45	1220000015	RING, retaining	2				
48	1100041025	BOLT	2				
53	1140020010	WASHER, spring	3				
55	1100040616	BOLT	4				
56	1140020006	WASHER, spring	4				
61	1100041425	BOLT	4				
62	1140020014	WASHER, spring	4				
63	1214000012	PIN, snap	1				
64	1141110016	WASHER	1				
65	1130040016	NUT	1				
66	1652533016	CAP	6				
	J2b031						



**BOOM OFFSET (2/2)**

Item	Part number	Description	Q'ty	Chan.	Serial No.	Serv.	Remarks
		OFFSET ASSY, boom					X03931-12000-5
4	0397310160	GUIDE	2				
5	0397310170	GUIDE	1				
6	0397310180	GUIDE	1				
7	0393108420	LEVER	2				
8	0393108430	COLLAR	2				
9	0393107450	COLLAR	4				
13	0393108440	COLLAR	2				
20	0393104670	ANGLE	1				
22	0393107610	CLAMP	2				
23	0393107620	CLAMP	2				
27	0003608003	WASHER	2				
39	1514011104	ADAPTOR	8				
40	1560001000	FITTING, grease	5				
41	1532520601	CONNECTOR	4				
42	1532620601	ELBOW	2				
43	1532120600	TUBE	2				
44	1532120620	TUBE	1				sold by the meter
46	1141110012	WASHER	2				sold by the meter
47	1100041016	BOLT	2				
49	1100041030	BOLT	4				
51	1101041230	BOLT	2				
52	1101041260	BOLT	2				
53	1140020010	WASHER, spring	6				
54	1140020012	WASHER, spring	4				
57	1100040830	BOLT	2				
58	1141110008	WASHER	2				
59	1100040816	BOLT	2				
60	1140020008	WASHER, spring	4				
	J2b041						



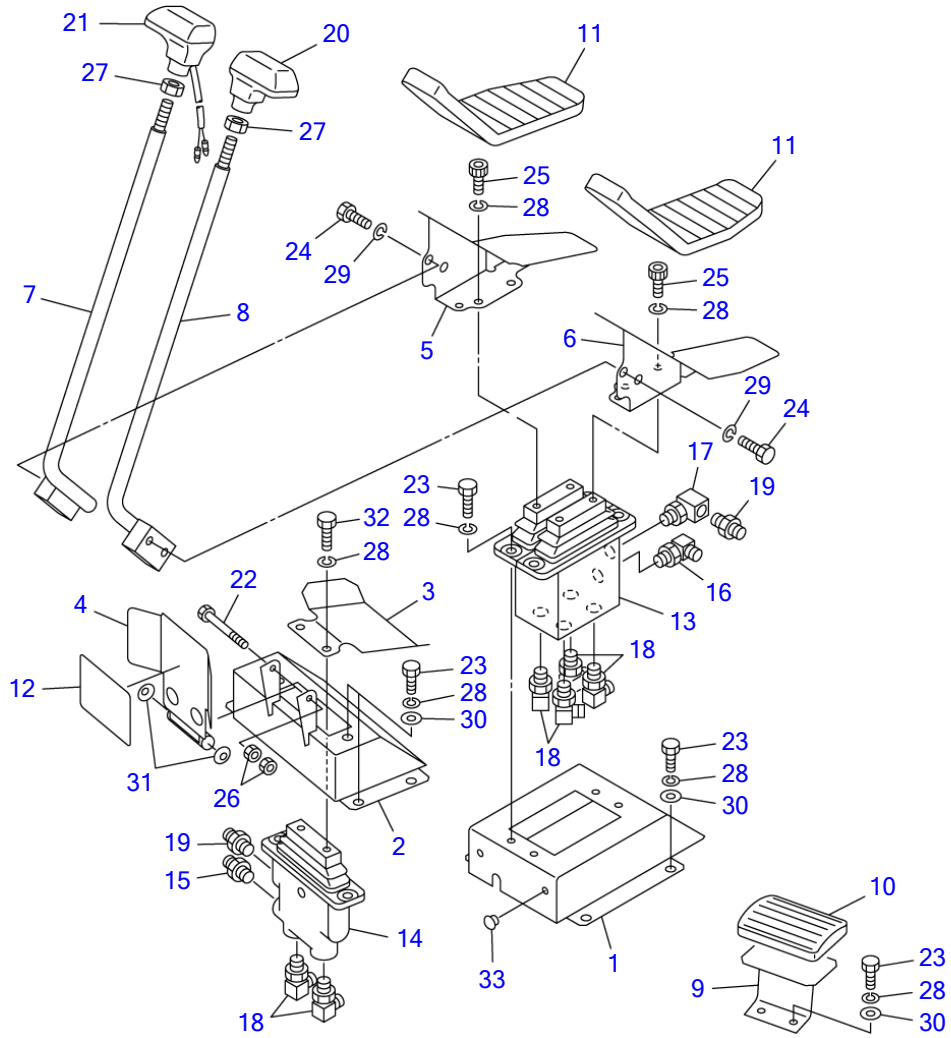
J1B050

S-1/4

**OFFSET SWITCH**

Item	Part number	Description	Q'ty	Chan.	Serial No.	Serv.	Remarks
		SWITCH ASSY, offset					X03331-20900-4
1	0333120930	BRACKET	1				
2	0333120920	PIPE	2				
3	0353108830	ROLLER	2				
4	0353108840	COLLAR	3				
6	1700000014	SWITCH	1				
7	0323255900	SPRING	1				
8	1620550000	LINK ASSY	2				
9	1120530520	SCREW	2				
10	1130030005	NUT	2				
11	1140020005	WASHER, spring	4				
12	1100040816	BOLT	2				
13	1140020008	WASHER, spring	2				
14	1141110008	WASHER	2				
15	0333120940	BLOCK	1				
16	1120530512	SCREW	2				
17	0333120950	COVER	1				
18	1652201007	BAND	1				
19	1654606005	TRIM	1				sold by the meter
	J1b051						

TB153FR Book No. BJ2Z004 S/N 15820004-  
TRAVEL LEVER



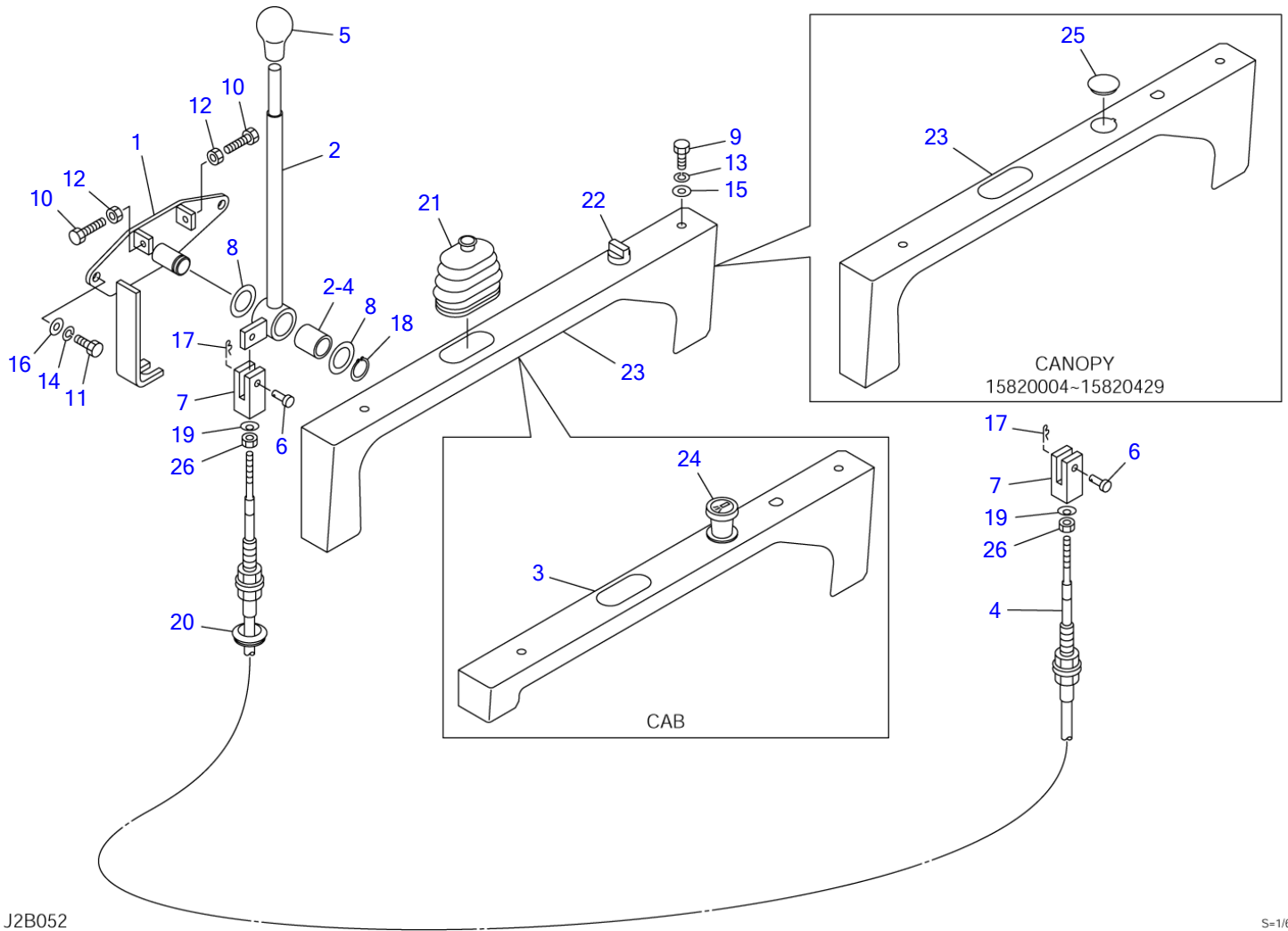
L5B061

S=1/8

**TRAVEL LEVER**

Item	Part number	Description	Q'ty	Chan.	Serial No.	Serv.	Remarks
		LEVER ASSY, control					X05632-30500-2
1	0563230510	BRACKET	1				
2	0563230520	BRACKET	1				
3	0563230530	PEDAL	1				
4	0563230550	COVER	1				
5	0563230020	PEDAL (R.H.)	1				
6	0563230030	PEDAL (L.H.)	1				
7	0563226400	LEVER (R.H.)	1				
8	0563226300	LEVER (L.H.)	1				
9	0563219700	REST, foot	1				
10	0563218500	COVER	1				
11	0563226200	COVER	2				
12	0333241250	SHEET	1				
13	1901739100	VALVE, pilot	1				
14	1901746300	VALVE, pilot	1				
15	1512370008	ADAPTOR (with filter)	1				
	1420010110	• O-RING	1				
16	1512375004	ELBOW	1				
	1420010110	• O-RING	1				
17	1513300014	ELBOW	1				
	1420010110	• O-RING	1				
18	1515012040	ELBOW	6				
	1420010110	• O-RING	1				
19	1515600200	ADAPTOR	2				
	1420010110	• O-RING	1				
20	1650202610	GRIP	1				
21	1650203210	GRIP (with switch)	1				
22	1100040680	BOLT	1				
23	1100040820	BOLT	16				
24	1100041020	BOLT	4				
25	1110040816	SCREW, cap	4				
26	1130040006	NUT	2				
27	1131040012	NUT	2				
28	1140020008	WASHER, spring	22				
29	1140020010	WASHER, spring	4				
30	1141110008	WASHER	14				
31	1225110006	WASHER, conical	2				
32	1100040816	BOLT	2				
33	1652533016	CAP	2			M	
	L5b061						

TB153FR Book No. BJ2Z004 S/N 15820004-  
DOZER BLADE LEVER



J2B052

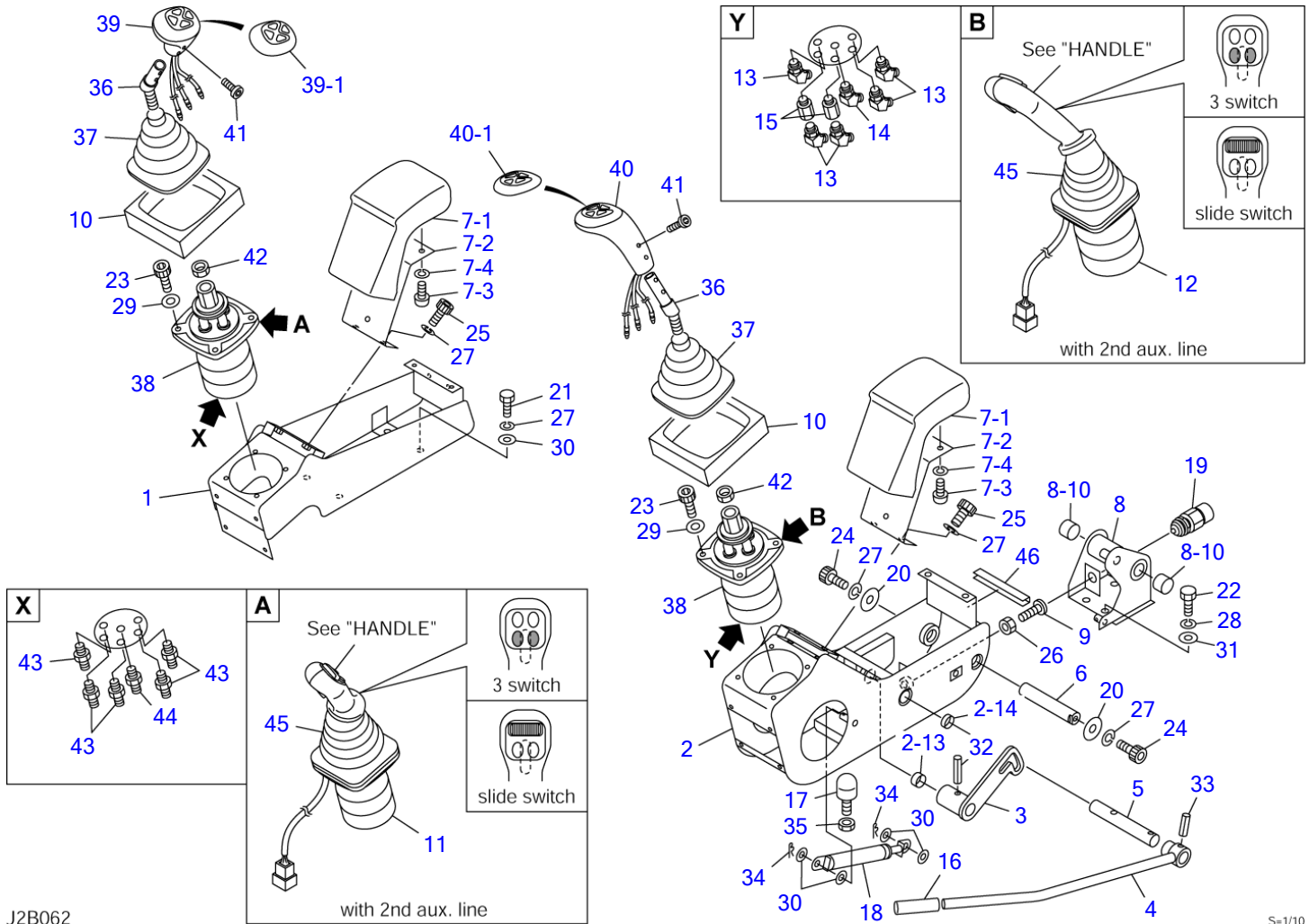
S=1/6



**DOZER BLADE LEVER**

Item	Part number	Description	Q'ty	Chan.	Serial No.	Serv.	Remarks
		LEVER ASSY, blade (cab)					X03933-01100-4
		LEVER ASSY, blade (canopy)					X03933-01200-4
1	<b>0393301150</b>	BRACKET	1				
2	<b>0393301160</b>	LEVER	1				
2-4	<b>1333002025</b>	• BUSHING	1				
3	<b>0393301180</b>	COVER	1				cab
4	<b>1630776310</b>	CABLE, control	1				
5	<b>1650153655</b>	GRIP	1				
6	<b>0004006017</b>	PIN	2				
7	<b>0005506024</b>	YOKE	2				
8	<b>0093208300</b>	WASHER	2				
9	<b>1100090612</b>	BOLT	2				
10	<b>1100040625</b>	BOLT	2				
11	<b>1100040816</b>	BOLT	2				
12	<b>1130040006</b>	NUT	2				
13	<b>1140090006</b>	WASHER, spring	2				
14	<b>1140020008</b>	WASHER, spring	2				
15	<b>1141190006</b>	WASHER	2				
16	<b>1141110008</b>	WASHER	2				
17	<b>1214000006</b>	PIN, snap	2				
18	<b>1220000020</b>	RING, retaining	1				
19	<b>1225000005</b>	WASHER	2				
20	<b>1652052600</b>	GROMMET	1				
21	<b>0334120100</b>	BOOT	1				
22	<b>1700000038</b>	SWITCH	1				
23	<b>0393301190</b>	COVER	1				canopy
24	<b>1711900059</b>	LIGHTER	1				cab
25	<b>1652533003</b>	CAP	1		15820004~15820429		canopy
26	<b>1130040005</b>	NUT	2				
	<b>J2b052</b>						

TB153FR Book No. BJ2Z004 S/N 15820004-  
**OPERATION LEVER & STAND**



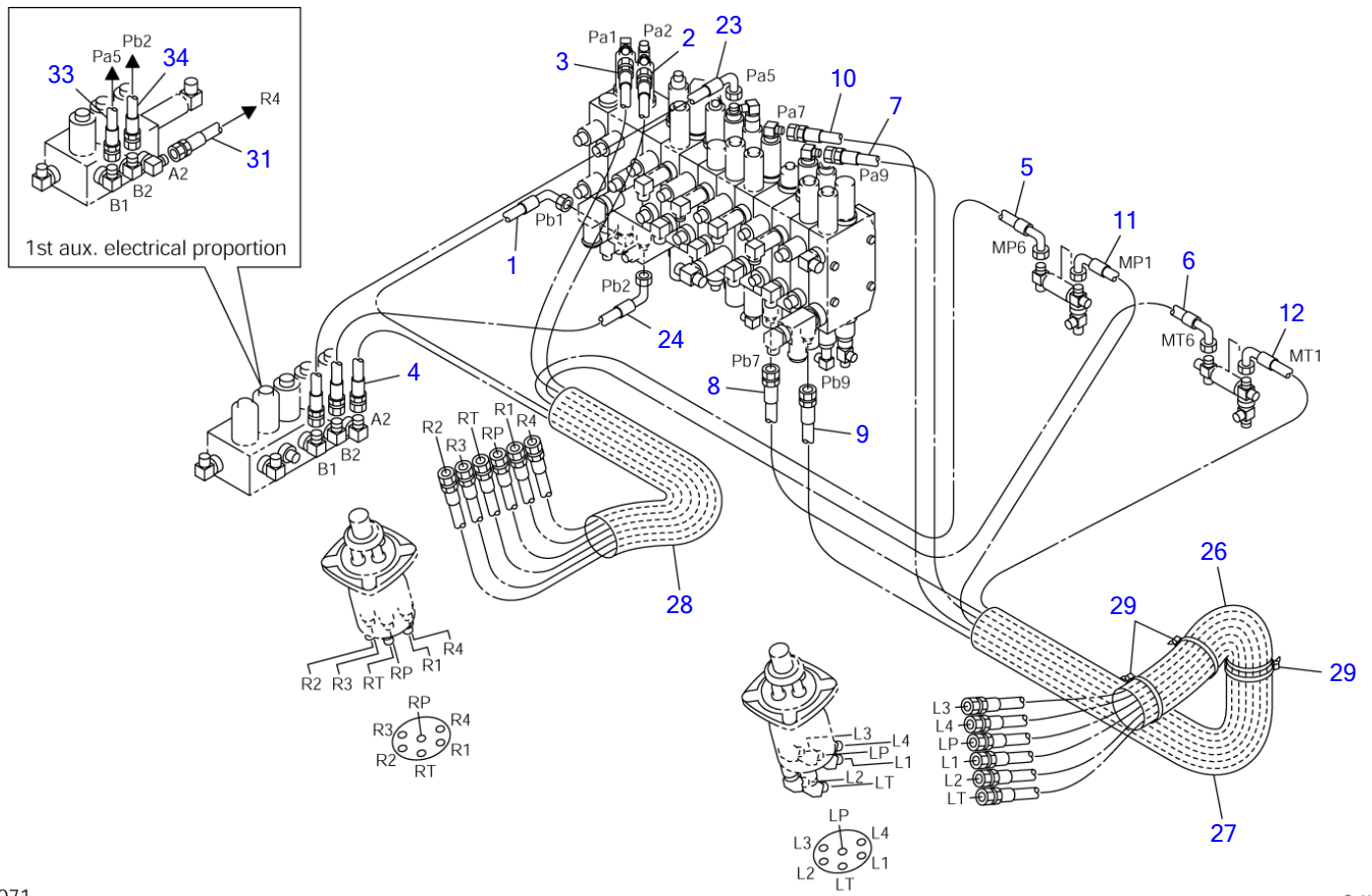
J2B062

S=1/10

**OPERATION LEVER & STAND**

Item	Part number	Description	Q'ty	Chan.	Serial No.	Serv.	Remarks
		VALVE ASSY					X03951-14600-3
		VALVE ASSY (2nd aux. proportion)					X03951-14700-3
		VALVE ASSY (1st aux. proportion)					X03951-14800-3
		VALVE ASSY (1st & 2nd aux. proportion)					X03951-14900-3
1	0345108080	BOX, control (R.H.)	1				
2	0395113700	BOX, control (L.H.)	1				
2-13	1333002010	• BUSHING	1				
2-14	1333002015	• BUSHING	1				
3	0395113450	PLATE (L.H.)	1				
4	0375105400	LEVER (L.H.)	1				
5	0335124700	SHAFT	1				
6	0335124750	SHAFT	1				
7	0375105500	REST, arm	2				
7-1	0375105510	• URETHANE	1				
7-2	0375105520	• PLATE	1				
7-3	1120530812	• SCREW	3				
7-4	1140020008	• WASHER, spring	3				
8	0375104400	BRACKET (L.H.)	1				
8-10	1333002015	• BUSHING	2				
9	0335120970	BOLT	1				
10	0395113046	SPONGE	2				
11	1901748700	VALVE ASSY (R.H.) (3 switch)	1				with 2nd aux. lines
	1901746400	VALVE ASSY (R.H.) (slide switch)	1				with 2nd aux. lines
12	1901746500	VALVE ASSY (L.H.) (3 switch)	1				with 2nd aux. lines
	1901748600	VALVE ASSY (L.H.) (slide switch)	1				with 2nd aux. lines
13	1515100110	ELBOW	5				
	1420010110	• O-RING	1				
14	1512370012	ADAPTOR (with filter)	1				
	1420010110	• O-RING	1				
15	1513250202	BUSHING	2				
	1420010110	• O-RING	1				
16	1650202300	CAP	1				
17	1651101224	STOPPER	1				
18	1653900057	SPRING, gas	1				
19	1700000033	SWITCH, limit	1				
20	0003600011	WASHER	2				
21	1100040820	BOLT	4				
22	1100041020	BOLT	4				
23	1110040625	SCREW, cap	8				
24	1110040816	SCREW, cap	2				
25	1110040820	SCREW, cap	4				
26	1130040010	NUT	1				
27	1140020008	WASHER, spring	10				
28	1140020010	WASHER, spring	4				
29	1141110006	WASHER	8				
30	1141110008	WASHER	8				
31	1141110010	WASHER	4				
32	1213000832	PIN, spring	1				
33	1213000836	PIN, spring	1				
34	1214000008	PIN, snap	2				
35	1130040012	NUT	1				
36	0375105100	LEVER	2				only 1st aux. lines
37	0335124900	BOOT	2				only 1st aux. lines
38	1901745600	VALVE, pilot	2				only 1st aux. lines
39	1650204600	GRIP (R.H.)	1				only 1st aux. lines
39-1	1650204601	• COVER	1				only 1st aux. lines
40	1650204700	GRIP (L.H.)	1				only 1st aux. lines
40-1	1650204701	• COVER	1				only 1st aux. lines
41	1111810610	SCREW, cap	4				only 1st aux. lines
42	1130040014	NUT	2				only 1st aux. lines
43	1515600200	ADAPTOR	5				
	1420010110	• O-RING	1				
44	1512370008	ADAPTOR (with filter)	1				
	1420010110	• O-RING	1				
45	0881510020	BOOT	2				
46	1653917009	TRIM	1			M	sold by the meter
	J2b062						

TB153FR Book No. BJ2Z004 S/N 15820004-  
 PIPING; OPERATION LEVER (1/2)



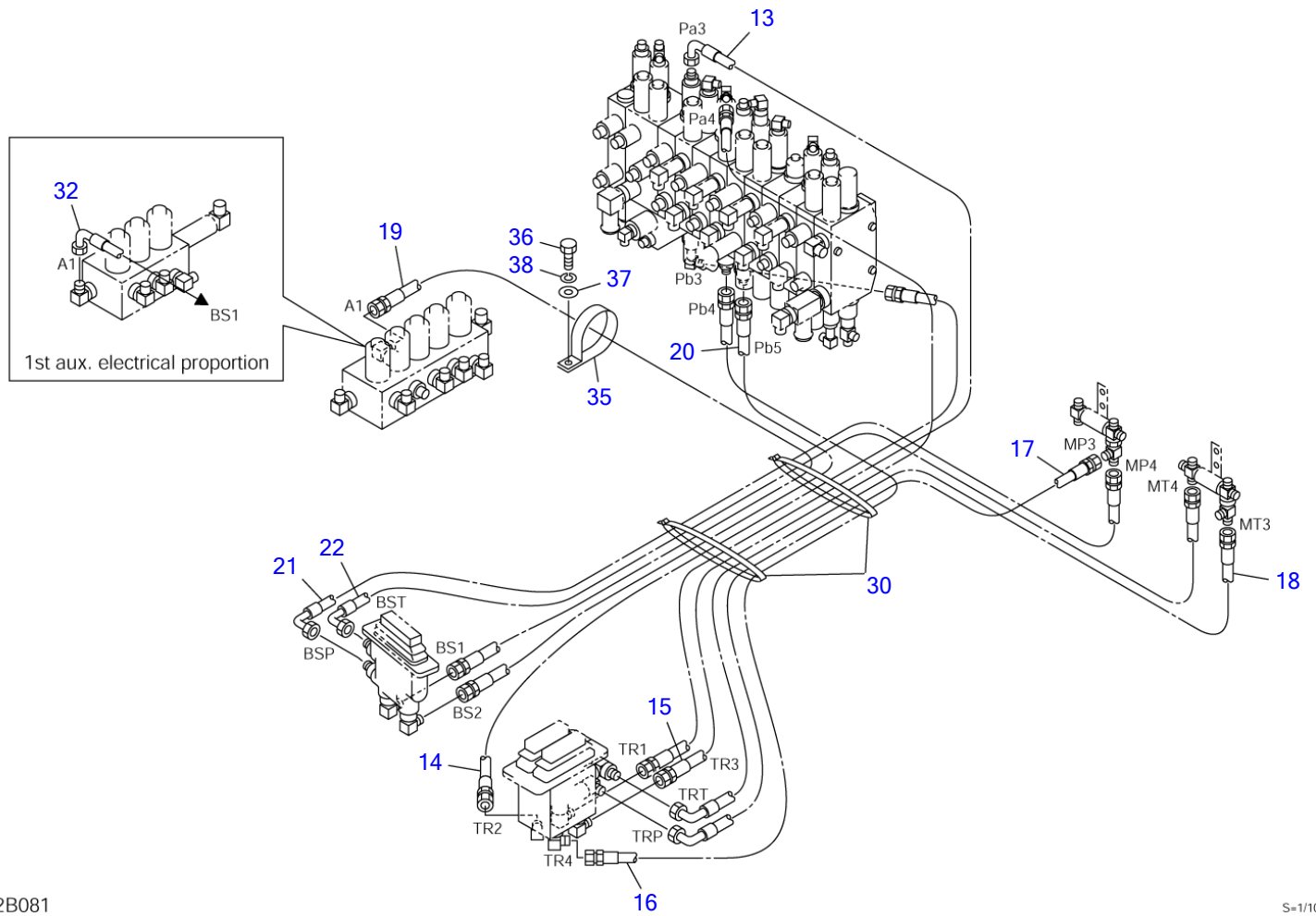
J2B071

S-1/10

**PIPING; OPERATION LEVER (1/2)**

Item	Part number	Description	Q'ty	Chan.	Serial No.	Serv.	Remarks
		PIPING ASSY					X03971-15000-4
		PIPING ASSY (1st aux. proportion)					X03971-15400-4
1	<b>0397115010</b>	HOSE ASSY	1				18010-52120
2	<b>0397115020</b>	HOSE ASSY	1				18010-22100
3	<b>0397115030</b>	HOSE ASSY	1				18010-22088
4	<b>0397115040</b>	HOSE ASSY	1				18010-22100
5	<b>0397115050</b>	HOSE ASSY	1				18010-52145
6	<b>0397115060</b>	HOSE ASSY	1				18010-52165
7	<b>0397115070</b>	HOSE ASSY	1				18010-22155
8	<b>0397115080</b>	HOSE ASSY	1				18010-22180
9	<b>0397115090</b>	HOSE ASSY	1				18010-22170
10	<b>0397115100</b>	HOSE ASSY	1				18010-22155
11	<b>0397115110</b>	HOSE ASSY	1				18010-52135
12	<b>0397115120</b>	HOSE ASSY	1				18010-52150
23	<b>0397115230</b>	HOSE ASSY	1				18010-52057
24	<b>0397115240</b>	HOSE ASSY	1				18010-52115
26	<b>1531645030</b>	PROTECTOR	1				sold by the meter
27	<b>1567525080</b>	PROTECTOR	1				sold by the meter
28	<b>1567525060</b>	PROTECTOR	1				sold by the meter
29	<b>1652200007</b>	BAND	3				
31	<b>0397115410</b>	HOSE ASSY (1st aux. proportion)	1				18010-22135
33	<b>0397115430</b>	HOSE ASSY (1st aux. proportion)	1				18010-52065
34	<b>0397115440</b>	HOSE ASSY (1st aux. proportion)	1				18010-52125
	<b>J2b071</b>						

TB153FR Book No. BJ2Z004 S/N 15820004-  
 PIPING; OPERATION LEVER (2/2)



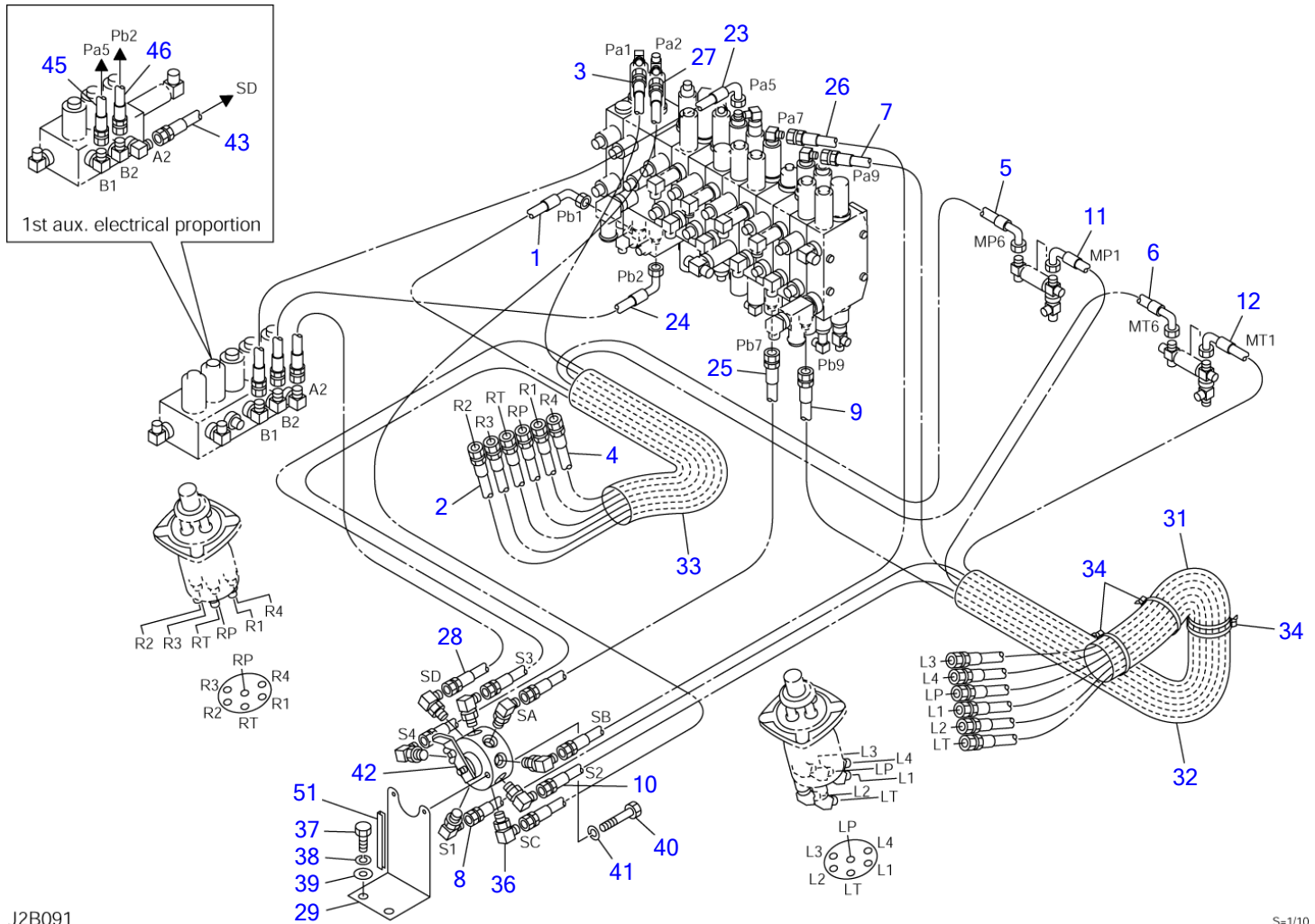
J2B081

S=1/10

**PIPING; OPERATION LEVER (2/2)**

Item	Part number	Description	Q'ty	Chan.	Serial No.	Serv.	Remarks
		PIPING ASSY					X03971-15000-4
		PIPING ASSY (1st aux. proportion)					X03971-15400-4
13	<b>0397115130</b>	HOSE ASSY	1				18010-52115
14	<b>0397115140</b>	HOSE ASSY	1				18010-22120
15	<b>0397115150</b>	HOSE ASSY	1				18010-22105
16	<b>0397115160</b>	HOSE ASSY	1				18010-22125
17	<b>0397115170</b>	HOSE ASSY	1				18010-52075
18	<b>0397115180</b>	HOSE ASSY	1				18010-52075
19	<b>0397115190</b>	HOSE ASSY	1				18010-22115
20	<b>0397115200</b>	HOSE ASSY	1				18010-22125
21	<b>0397115210</b>	HOSE ASSY	1				18010-52100
22	<b>0397115220</b>	HOSE ASSY	1				18010-52100
30	<b>1652231250</b>	BAND	2				
32	<b>0397115420</b>	HOSE ASSY (1st aux. proportion)	1				18010-52130
35	<b>0007300044</b>	CLAMP	1				
36	<b>1100040816</b>	BOLT	1				
37	<b>1141110008</b>	WASHER	1				
38	<b>1140020008</b>	WASHER, spring	1				
	<b>J2b081</b>						

TB153FR Book No. BJ2Z004 S/N 15820004-  
**PIPING; OPERATION LEVER (1/2) (ISO-JCB pattern)**



J2B091

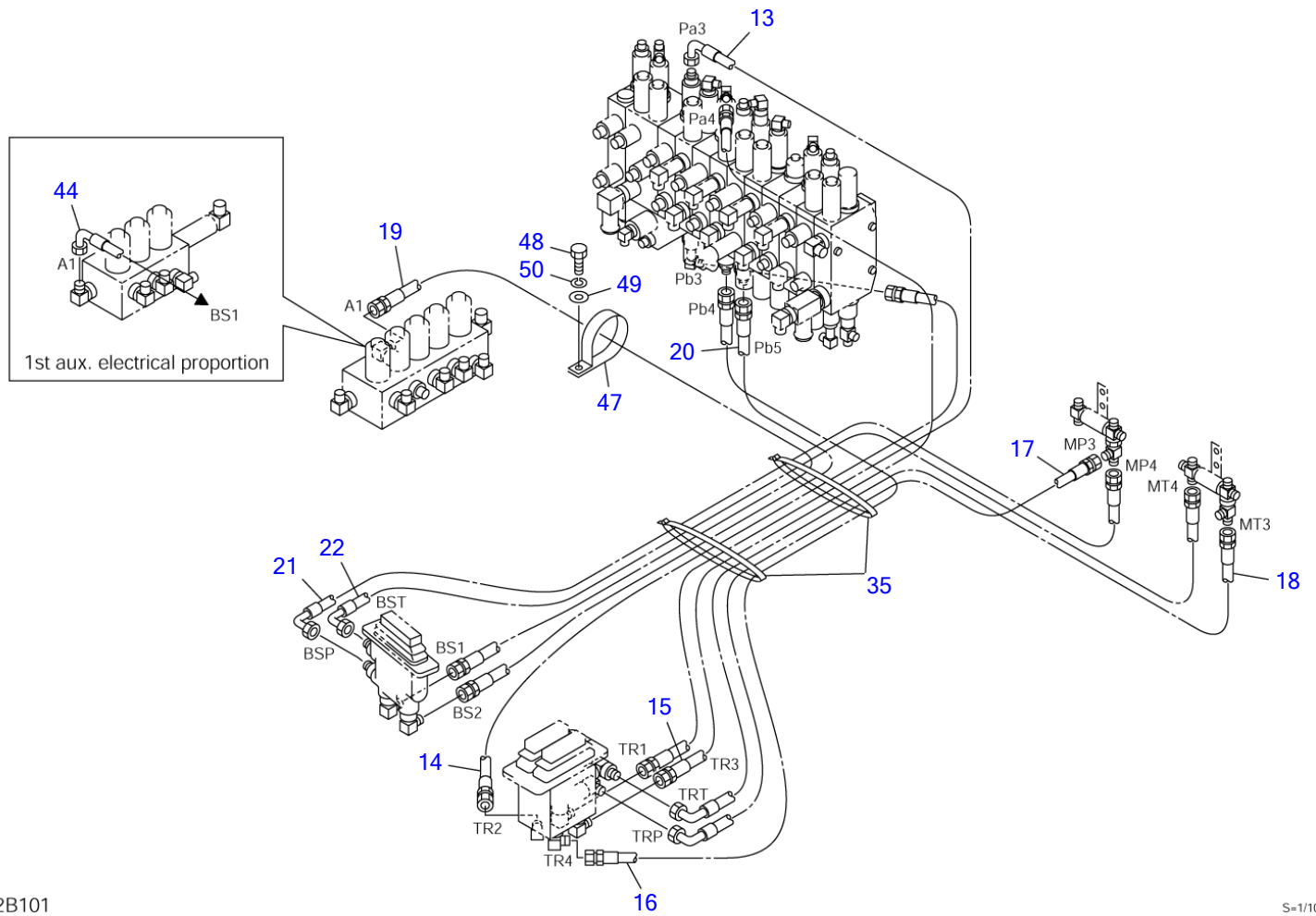
S-1/10



**PIPING; OPERATION LEVER (1/2) (ISO-JCB pattern)**

Item	Part number	Description	Q'ty	Chan.	Serial No.	Serv.	Remarks
		PIPING ASSY					X03971-15300-4
		PIPING ASSY (1st aux. proportion)					X03971-15500-4
1	0397115010	HOSE ASSY	1				18010-52120
2	0397115310	HOSE ASSY	1				18010-22165
3	0397115030	HOSE ASSY	1				18010-22088
4	0397115320	HOSE ASSY	1				18010-22170
5	0397115050	HOSE ASSY	1				18010-52145
6	0397115060	HOSE ASSY	1				18010-52165
7	0397115070	HOSE ASSY	1				18010-22155
8	0397115330	HOSE ASSY	1				18010-22165
9	0397115090	HOSE ASSY	1				18010-22170
10	0397115340	HOSE ASSY	1				18010-22150
11	0397115110	HOSE ASSY	1				18010-52135
12	0397115120	HOSE ASSY	1				18010-52150
23	0397115230	HOSE ASSY	1				18010-52057
24	0397115240	HOSE ASSY	1				18010-52115
25	0397115350	HOSE ASSY	1				18010-22075
26	0397115360	HOSE ASSY	1				18010-22060
27	0397115370	HOSE ASSY	1				18010-22080
28	0397115380	HOSE ASSY	1				18010-22080
29	0567149490	PLATE	1				
31	1531645030	PROTECTOR	1				sold by the meter
32	1567525080	PROTECTOR	1				sold by the meter
33	1567525060	PROTECTOR	1				sold by the meter
34	1652200007	BAND	3				
36	1515012040	ELBOW	8				
	1420010110	• O-RING	1				
37	1100041225	BOLT	2				
38	1140020012	WASHER, spring	2				
39	1141110012	WASHER	2				
40	1100040650	BOLT	2				
41	1140020006	WASHER, spring	2				
42	1901730500	VALVE, selector	1				
43	0397115510	HOSE ASSY (1st aux. proportion)	1				18010-22088
45	0397115430	HOSE ASSY (1st aux. proportion)	1				18010-52065
46	0397115440	HOSE ASSY (1st aux. proportion)	1				18010-52125
51	1654601010	TRIM	1				sold by the meter
	J2b091						

TB153FR Book No. BJ2Z004 S/N 15820004-  
PIPING; OPERATION LEVER (2/2) (ISO-JCB pattern)



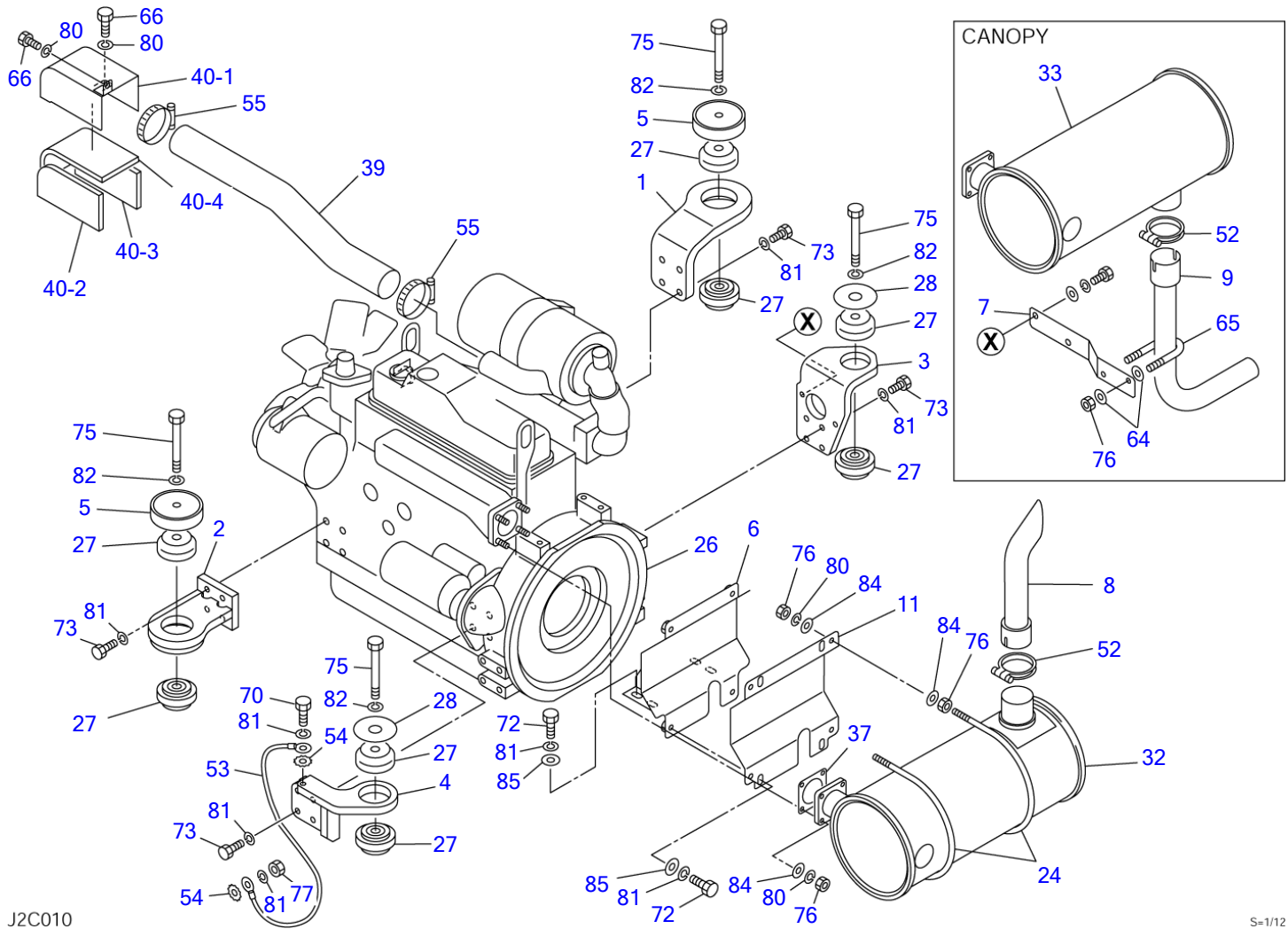
J2B101

S=1/10

**PIPING; OPERATION LEVER (2/2) (ISO-JCB pattern)**

Item	Part number	Description	Q'ty	Chan.	Serial No.	Serv.	Remarks
		PIPING ASSY					X03971-15300-4
		PIPING ASSY (1st aux. proportion)					X03971-15500-4
13	<b>0397115130</b>	HOSE ASSY	1				18010-22115
14	<b>0397115140</b>	HOSE ASSY	1				18010-22120
15	<b>0397115150</b>	HOSE ASSY	1				18010-22105
16	<b>0397115160</b>	HOSE ASSY	1				18010-22125
17	<b>0397115170</b>	HOSE ASSY	1				18010-52075
18	<b>0397115180</b>	HOSE ASSY	1				18010-52075
19	<b>0397115190</b>	HOSE ASSY	1				18010-22115
20	<b>0397115200</b>	HOSE ASSY	1				18010-22125
21	<b>0397115210</b>	HOSE ASSY	1				18010-52100
22	<b>0397115220</b>	HOSE ASSY	1				18010-52100
35	<b>1652231250</b>	BAND	2				
44	<b>0397115420</b>	HOSE ASSY (1st aux. proportion)	1				18010-52130
47	<b>0007300044</b>	CLAMP	1				
48	<b>1100040816</b>	BOLT	1				
49	<b>1141110008</b>	WASHER	1				
50	<b>1140020008</b>	WASHER, spring	1				
	<b>J2b101</b>						

TB153FR Book No. BJ2Z004 S/N 15820004-  
ENGINE & ACCESSORIES (1/3)

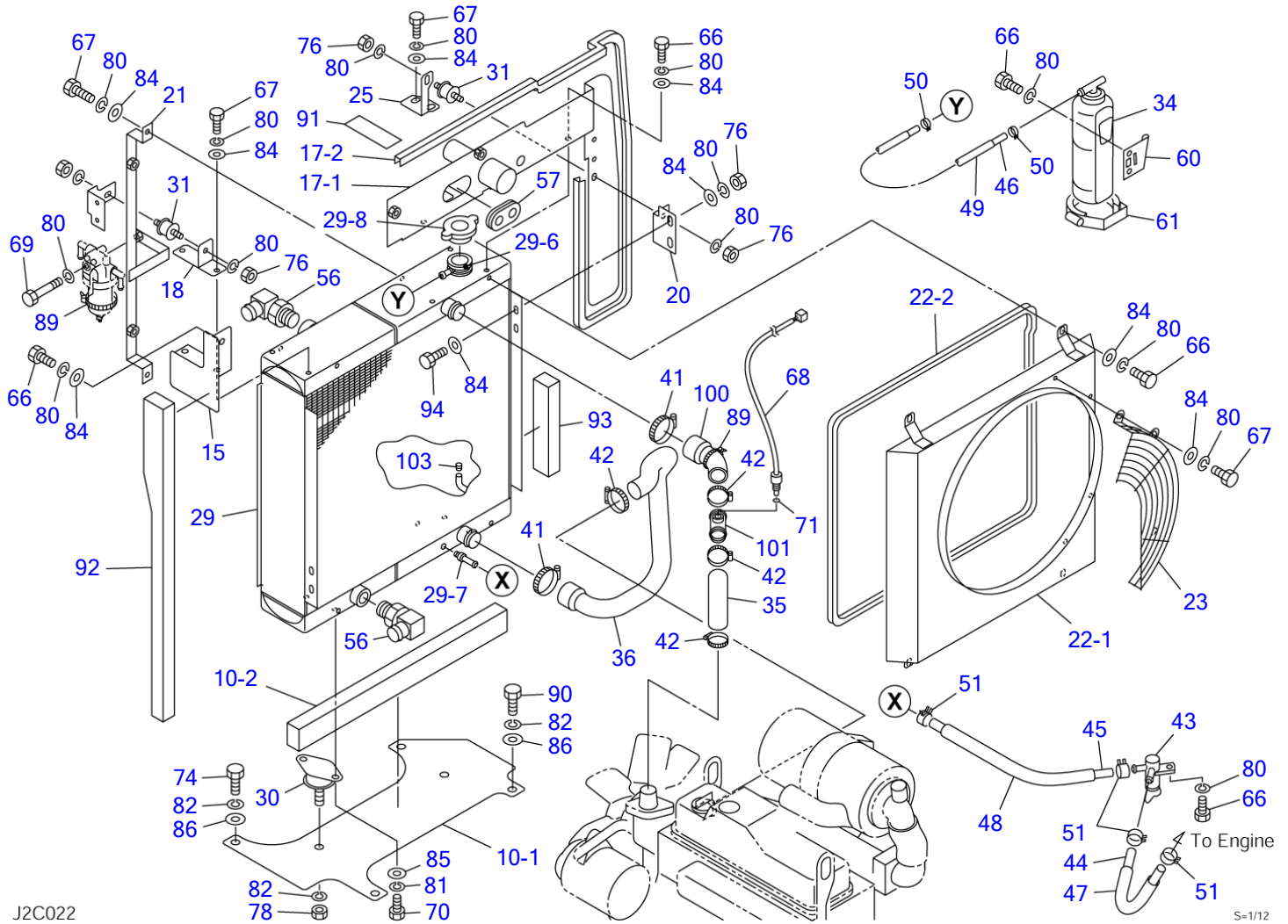


**ENGINE & ACCESSORIES (1/3)**

Item	Part number	Description	Q'ty	Chan.	Serial No.	Serv.	Remarks
		ENGINE ASSY (cab)					X03940-21000-9
		ENGINE ASSY (canopy)					X03940-21900-9
1	0394021010	FOOT, engine (F.R.)	1				
2	0394021020	FOOT, engine (F.L.)	1				
3	0394021030	FOOT, engine (R.R.)	1				
4	0394021040	FOOT, engine (R.L.)	1				
5	0394021050	STOPPER	2				
6	0394021060	BRACKET	1				
7	0394021070	PLATE	1				canopy
8	0394021670	PIPE	1				cab
9	0394021090	PIPE	1				canopy
11	0394021110	PLATE	1				
24	0394021240	U-BOLT	2				
26	1910216001	ENGINE	1				4TNV88-PTBZ1
27	1651030015	RUBBER, cushion	8				
28	0394021028	WASHER	2				
32	1911000400	SILENCER	1				cab
33	1911000500	SILENCER	1				canopy
37	1910197023	GASKET	1				Y129930-13201
39	0394021390	PIPE	1				
40	0394021410	DUCT ASSY	1				
40-1	0394021450	• DUCT	1				
40-2	0394021412	• ABSORBENT, noise	1				
40-3	0394019013	• ABSORBENT, noise	1				
40-4	0394019014	• ABSORBENT, noise	1				
52	1910195027	CLAMP	1				Y129642-13590
53	1702430280	CABLE, earth	1				
54	1140330010	WASHER	2				
55	1910032047	BAND	2				Y23000-06000
64	0003608252	WASHER	4				canopy
65	1533201012	U-BOLT	1				canopy
66	1100040816	BOLT	2				
70	1100041016	BOLT	2				
72	1100041025	BOLT	8				
73	1100041030	BOLT	16				
75	1101141200	BOLT	4				
76	1130040008	NUT	12				cab
	1130040008	NUT	14				canopy
77	1130040010	NUT	1				
80	1140020008	WASHER, spring	10				
81	1140020010	WASHER, spring	26				
82	1140020012	WASHER, spring	4				
84	1141110008	WASHER	12				
85	1141110010	WASHER	8				

J2c012

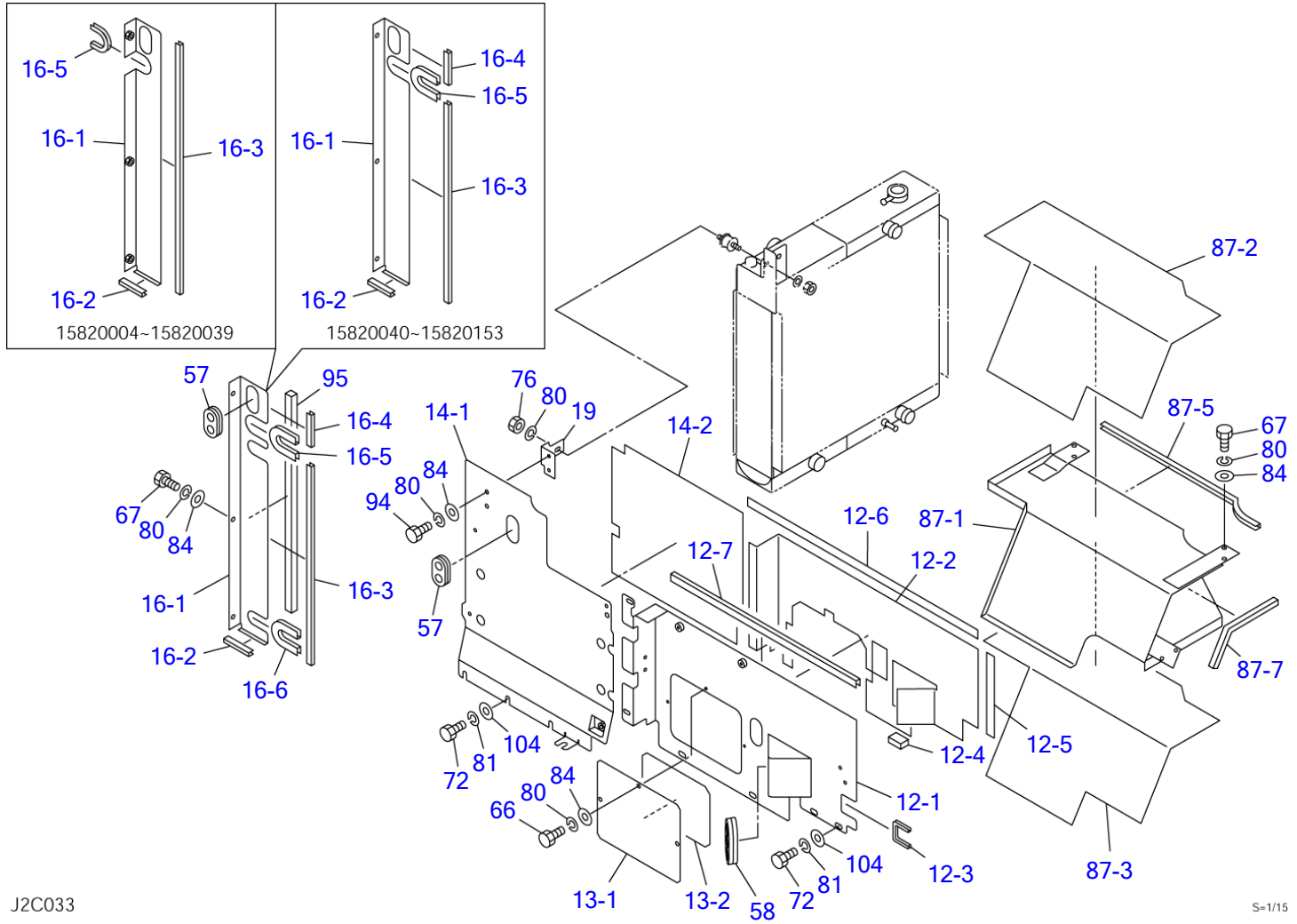
TB153FR Book No. BJ2Z004 S/N 15820004-  
ENGINE & ACCESSORIES (2/3)



**ENGINE & ACCESSORIES (2/3)**

Item	Part number	Description	Q'ty	Chan.	Serial No.	Serv.	Remarks
		ENGINE ASSY (cab)					X03940-21000-9
		ENGINE ASSY (canopy)					X03940-21900-9
10	0394021100	PLATE ASSY	1				
10-1	0394021101	• PLATE	1				
10-2	0394021102	• SPONGE	1				
15	0394021150	PLATE	1				
17	0394021170	PLATE ASSY	1				
17-1	0394021570	• PLATE	1				
17-2	1654606154	• TRIM	1				sold by the meter
18	0394021180	PLATE	1				
20	0394021200	PLATE	1				
21	0394021300	BRACKET	1				
22	0394021210	SHROUD ASSY	1				
22-1	0394021510	• SHROUD	1				
22-2	1654606205	• TRIM	1				sold by the meter
23	0394021500	GUARD	1				
25	0394021250	PLATE	1				
29	1911300230	RADIATOR & OIL COOLER	1				AKG
29-6	1911300076	• FITTING, hose	1				
29-7	1911300077	• NIPPLE	1				
29-8	1911300078	• CAP, radiator	1				
30	1651024009	RUBBER, cushion	2				
31	1651014003	RUBBER, cushion	2				
34	1910146020	TANK, sub	1				Y129466-44510
35	0394021351	HOSE	1				
36	0394021360	HOSE	1				
41	1910116047	BAND	2				Y23000-054000
42	1910006013	BAND	4				Y23010-038000
43	1910078037	VALVE, drain	1				Y129150-49100
44	1530808040	HOSE	1				sold by the meter
45	1530808055	HOSE	1				sold by the meter
46	1531211050	TUBE	1				sold by the meter
47	1531118035	PROTECTOR	1				sold by the meter
48	1531118050	PROTECTOR	1				sold by the meter
49	1531115045	PROTECTOR	1				sold by the meter
50	1533120010	BAND	2				
51	1533120012	BAND	4				
56	1513350027	ELBOW	2				
	1420010240	• O-RING	1				
57	0337017300	GUARD	1				
60	1910047052	BRACKET	1				Y121256-44600
61	1910047047	BAND	1				Y124450-44550
66	1100040816	BOLT	11				
67	1100040820	BOLT	10				
68	1700100046	SENSOR	1				
69	1100040865	BOLT	1				
70	1100041016	BOLT	4				
71	1420000100	O-RING	1				
74	1101041225	BOLT	3				
76	1130040008	NUT	6				
78	1130040012	NUT	2				
80	1140020008	WASHER, spring	27				
81	1140020010	WASHER, spring	4				
82	1140020012	WASHER, spring	6				
84	1141110008	WASHER	22				
85	1141110010	WASHER	4				
86	1141110012	WASHER	4				
89	1652231250	BAND	2				
90	1101041235	BOLT	1				
91	1654354011	SPONGE	1				sold by the meter
92	0394021310	SPONGE	1				
93	0394021312	SPONGE	1				
94	1100040825	BOLT	2				
100	0394021352	HOSE	1				
101	0394021700	JOINT	1				
103	1501820002	PLUG	1		15820004~1582#		
	J2c022						

TB153FR Book No. BJ2Z004 S/N 15820004-  
ENGINE & ACCESSORIES (3/3)



J2C033

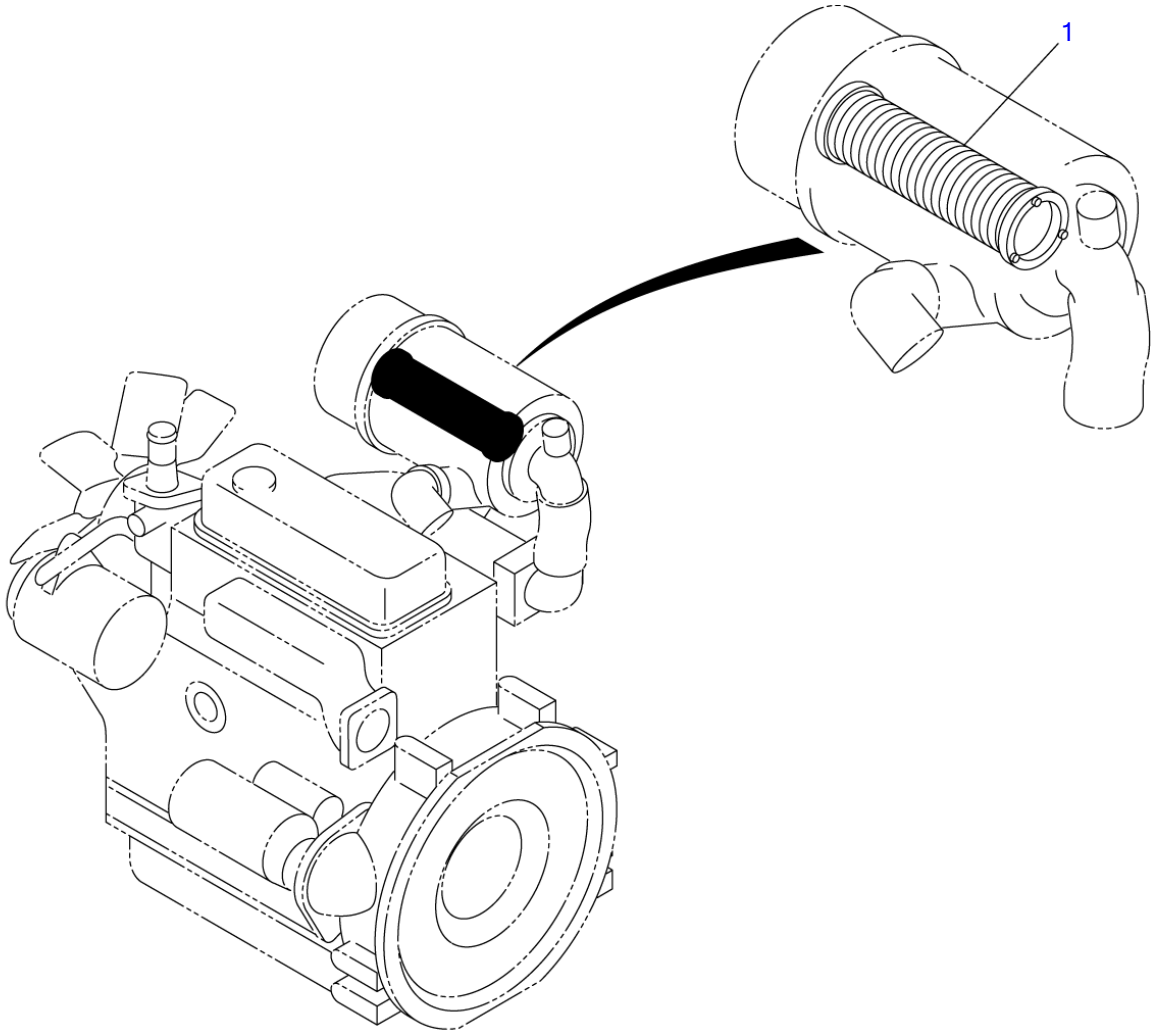
S=1/15



**ENGINE & ACCESSORIES (3/3)**

Item	Part number	Description	Q'ty	Chan.	Serial No.	Serv.	Remarks
		ENGINE ASSY (cab)					X03940-21000-9
		ENGINE ASSY (canopy)					X03940-21900-9
12	<b>0394021420</b>	PLATE ASSY	1				X03940-21420-3
12-1	<b>0394021120</b>	· PLATE	1				
12-2	<b>0394021260</b>	· INSULATOR	1				
12-3	<b>1654625014</b>	· TRIM	1				sold by the meter
12-4	<b>1654343004</b>	· SPONGE	1				sold by the meter
12-5	<b>1654401023</b>	· TAPE	1				sold by the meter
12-6	<b>1654401075</b>	· TAPE	1				sold by the meter
12-7	<b>1654625061</b>	· TRIM	1			M	sold by the meter
13	<b>0394021430</b>	COVER ASSY	1				
13-1	<b>0394021130</b>	· COVER	1				
13-2	<b>0394021280</b>	· INSULATOR	1				
14	<b>0394021440</b>	PLATE ASSY	1				
14-1	<b>0394021140</b>	· PLATE	1				
14-2	<b>0394021270</b>	· INSULATOR	1				
16	<b>0394021160</b>	PLATE ASSY	1		15820004~15820039		
	<b>0394021460</b>	PLATE ASSY	1		15820040~15820153		
	<b>0394021720</b>	PLATE ASSY	1	(H)	15820154~		
16-1	<b>0394021560</b>	· PLATE	1		15820004~15820039		
	<b>0394021470</b>	· PLATE	1		15820040~15820153		
	<b>0394021710</b>	· PLATE	1		15820154~		
16-2	<b>1654605008</b>	· RUBBER	1		15820004~15820363		sold by the meter
16-3	<b>1654605070</b>	· SEAL	1		15820004~15820039		sold by the meter
	<b>1654605056</b>	· RUBBER	1		15820040~		sold by the meter
16-4	<b>1654605009</b>	· RUBBER	1		15820040~		sold by the meter
16-5	<b>1654606012</b>	· SEAL	1		15820004~15820039		sold by the meter
	<b>1654606016</b>	· SEAL	1		15820040~		sold by the meter
16-6	<b>1653916013</b>	· TRIM	1				sold by the meter
19	<b>0394021190</b>	PLATE	1				
57	<b>0337017300</b>	GUARD	2				
58	<b>0097022400</b>	GUARD	2				
66	<b>1100040816</b>	BOLT	6				
67	<b>1100040820</b>	BOLT	9				
72	<b>1100041025</b>	BOLT	7				
76	<b>1130040008</b>	NUT	1				
80	<b>1140020008</b>	WASHER, spring	15				
81	<b>1140020010</b>	WASHER, spring	7				
84	<b>1141110008</b>	WASHER	14				
87	<b>0394021640</b>	HOOD ASSY	1				
87-1	<b>0394021650</b>	· HOOD	1				
87-2	<b>0394021660</b>	· INSULATOR	1				
87-3	<b>0394021663</b>	· INSULATOR	1				
87-5	<b>1654606055</b>	· TRIM	1				sold by the meter
87-7	<b>1654606027</b>	· SEAL	1				sold by the meter
94	<b>1100040825</b>	BOLT	2				
95	<b>1654349061</b>	SPONGE	1				sold by the meter
104	<b>1141550010</b>	WASHER	7				

J2c033

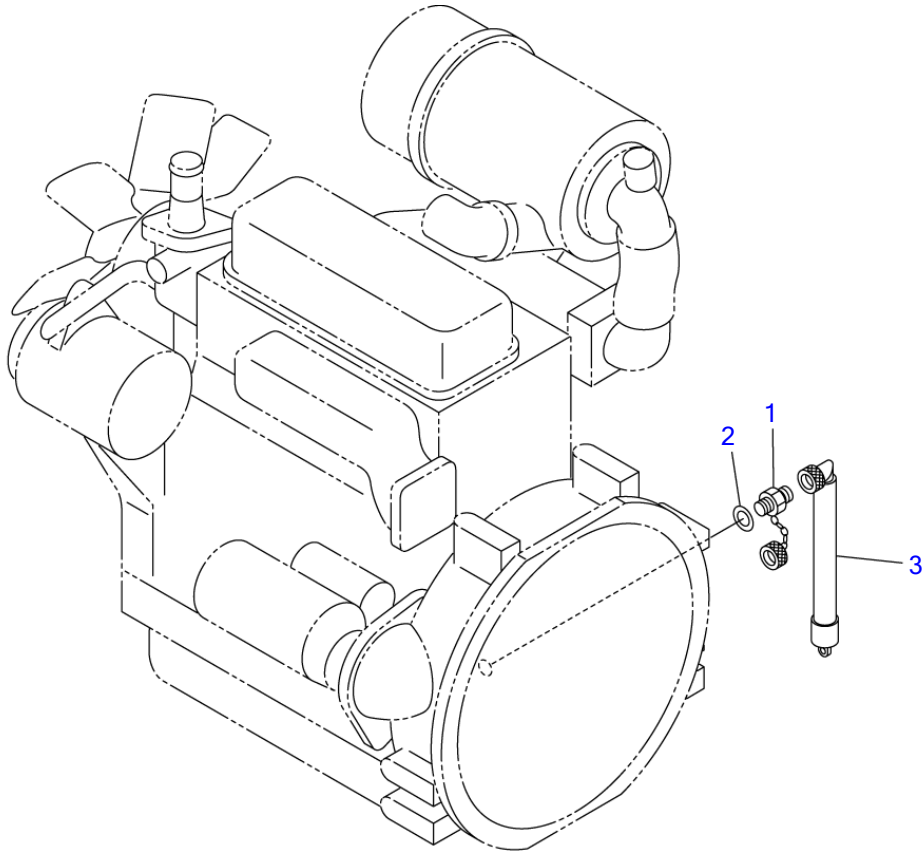


J1C110

S=1/4, 1/8

**AIR CLEANER (for double element)**

Item	Part number	Description	Q'ty	Chan.	Serial No.	Serv.	Remarks
1	<b>1911102772</b> <b>G4c150</b>	CLEANER ASSY, air ELEMENT	1				X03740-07500-0 fhfif<fhf\j" P82-2858



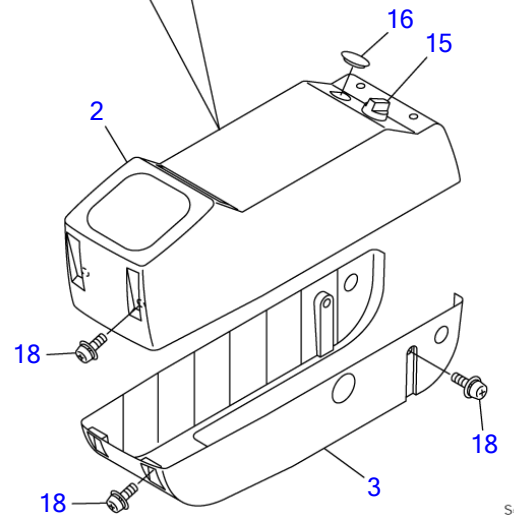
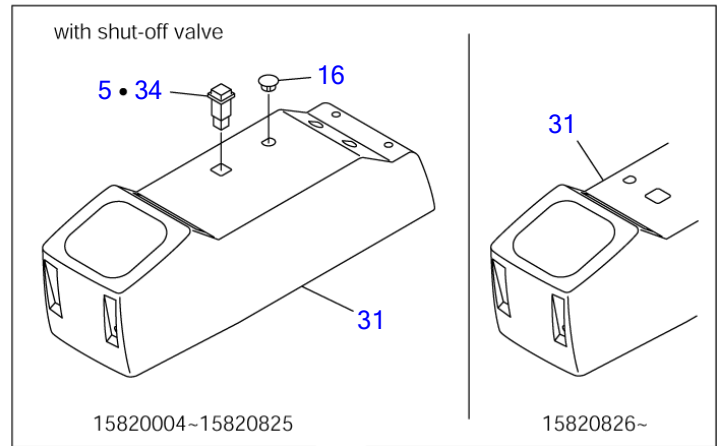
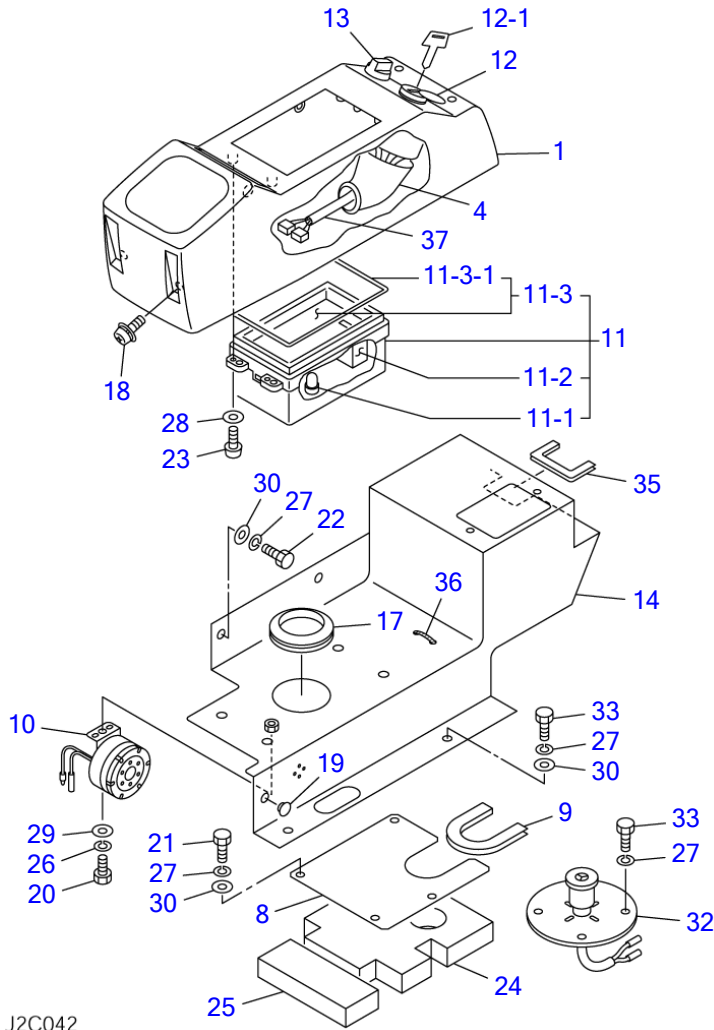
K3C030

S=1/8

**DRAIN PLUG**

Item	Part number	Description	Q'ty	Chan.	Serial No.	Serv.	Remarks
		PLUG ASSY, drain					X03340-13000-2
1	1554502250	PLUG	1				
2	1432122302	WASHER	1				
3	1554512601	TUBE	1				
	J1c031						

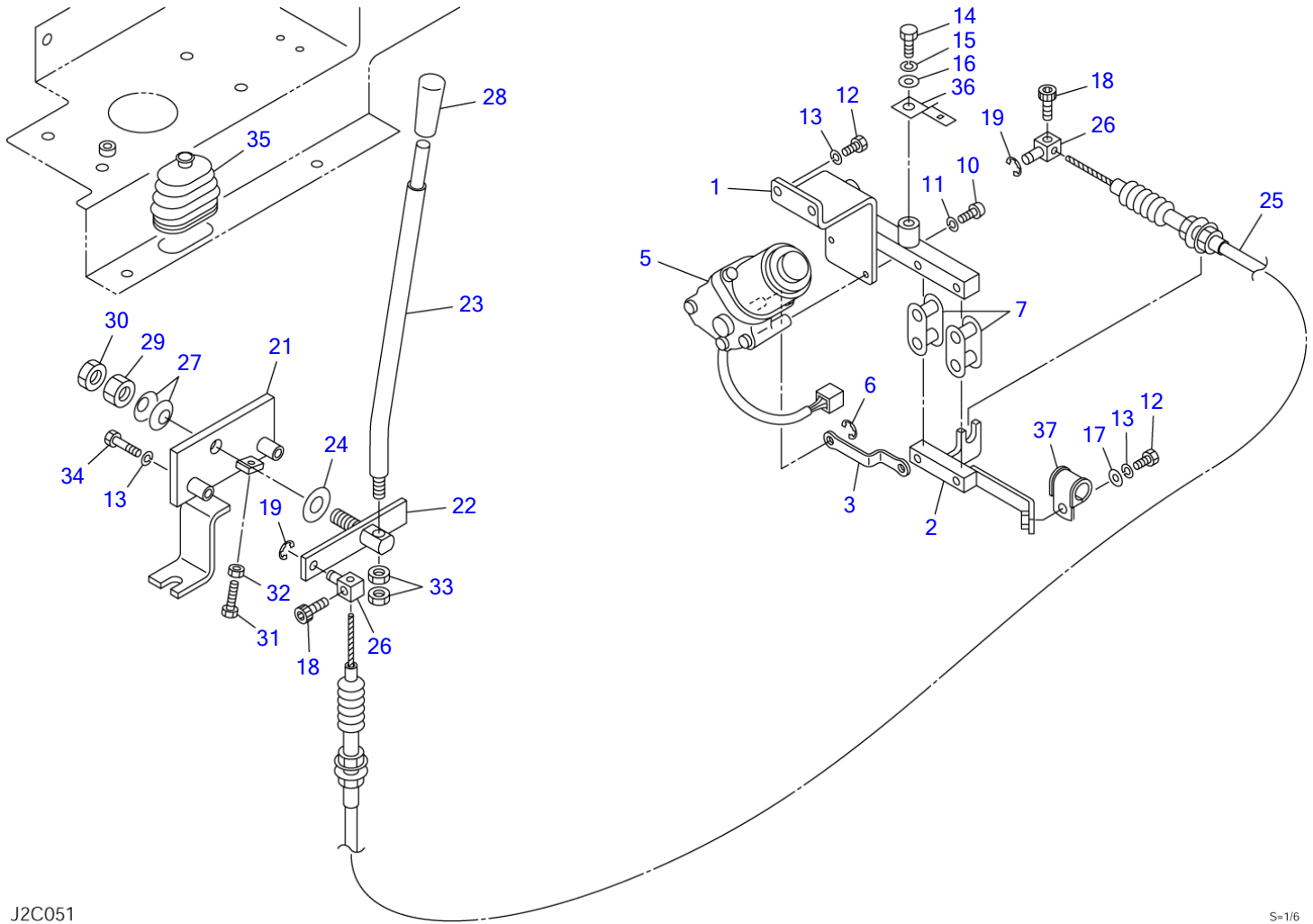
TB153FR Book No. BJ2Z004 S/N 15820004-  
CONTROL BOX



**CONTROL BOX**

Item	Part number	Description	Q'ty	Chan.	Serial No.	Serv.	Remarks
		BOX ASSY, control (cab)					X03943-93500-7
		BOX ASSY, control (canopy)					X03943-93700-7
		BOX ASSY, control (cab, with 3rd aux. lines)					X03943-93600-7
		BOX ASSY, control (canopy, with 3rd aux. lines)					X03943-93800-7
		BOX ASSY, control (cab, without 3rd aux. lines)					X03943-93900-7
		BOX ASSY, control (canopy, without 3rd aux. lines)					X03943-94000-7
1	0334326150	COVER (R.H.)	1				
2	0334327150	COVER (L.H.)	1				
3	0334327250	COVER (L.H.)	1				
4	0870431821	COVER	1				
5	1700550024	ORNAMENT	1				without 3rd aux. lines
8	0564335050	PLATE	1				
9	1653916011	TRIM	1				sold by the meter
10	1703700010	BUZZER	1				
11	1730141330	GAUGE, cluster	1				
11-1	1730140634	• BULB	10				
11-2	1730140652	• METER, hour	1				
11-3	1730140653	• GLASS	1				
11-3-1	1730140654	• • PACKING	1				
12	1700100052	SWITCH, starter	1				cab
	1700100072	SWITCH, starter	1				canopy
12-1	1700100019	KEY	1				
13	1700000010	SWITCH, lamp	1				
14	0394393520	BOX	1				
15	1704300007	SWITCH, wiper	1				cab
16	1652533019	CAP	1				
17	1652060063	BUSHING	1				
18	1110540614	BOLT, sems	10				
19	1652553017	CAP	1				cab
20	1100040616	BOLT	1				
21	1100040816	BOLT	4				
22	1100040814	BOLT	3				
23	1120530416	SCREW	4				
24	0564335001	URETHAN	1				
25	0564335002	URETHAN	1				
26	1140020006	WASHER, spring	1				
27	1140020008	WASHER, spring	9				
	1140020008	WASHER, spring	13				with 3rd aux. lines
28	1141110004	WASHER	4				
29	1141110006	WASHER	1				
30	1141110008	WASHER	9				
31	0397313270	COVER (L.H.)	1		15820004~15820825		with shut-off valve
	0374304100	COVER (L.H.)	1	(H)	15820826~	M	with shut-off valve
32	1700100064	SWITCH, foot	1				with 3rd aux. lines
33	1100040820	BOLT	2				
	1100040820	BOLT	6				with 3rd aux. lines
34	1700550032	LAMP, pilot	1				with 3rd aux. lines
35	1653916010	TRIM	1				sold by the meter
36	1652201005	BAND	1				
37	0564335070	HARNES, wiring	1				

J2c042



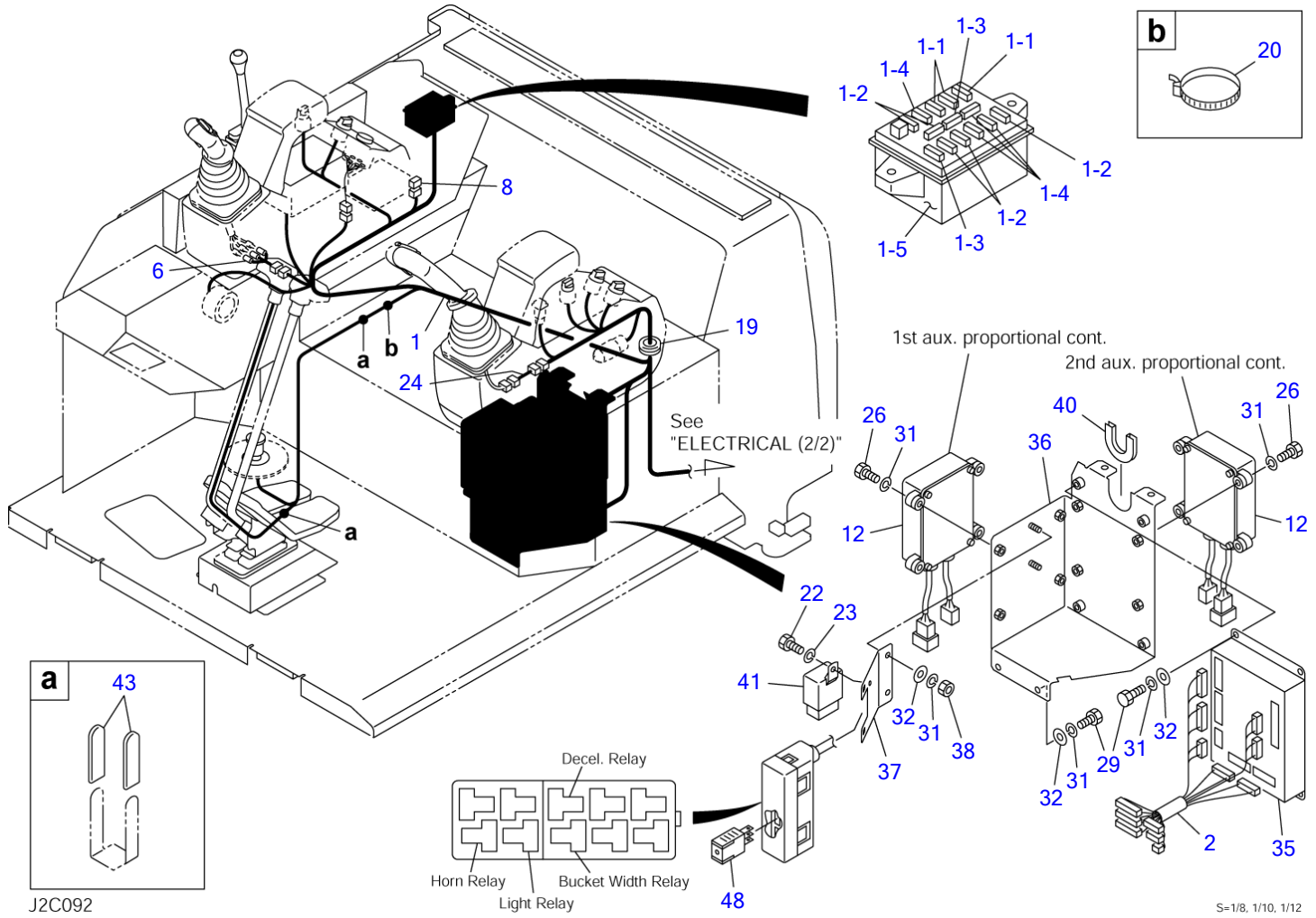
J2C051

S-1/6



**ENGINE CONTROL**

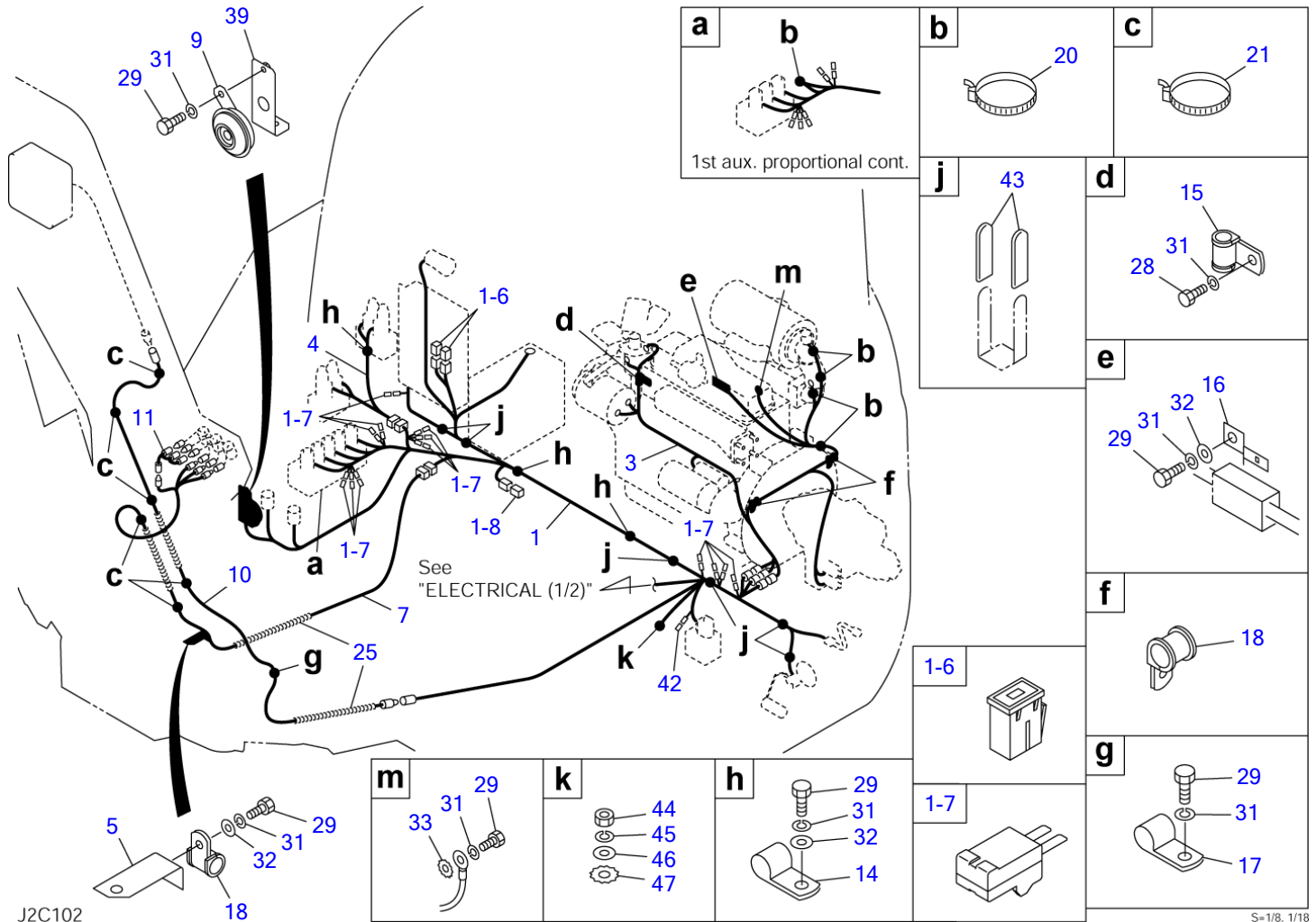
Item	Part number	Description	Q'ty	Chan.	Serial No.	Serv.	Remarks
		CONTROL ASSY, engine					X03941-10000-2
1	0394110010	BRACKET	1				
2	0394110020	LINK, wire	1				
3	0394110030	PLATE	1				
5	1910065116	MOTOR, stop	1				
6	1224010007	RING, retaining	1				
7	1620580000	LINK ASSY	2				
10	1120530516	SCREW	3				
11	1140020005	WASHER, spring	3				
12	1100040816	BOLT	3				
13	1140020008	WASHER, spring	5				
14	1100041020	BOLT	2		15820082~		
15	1140020010	WASHER, spring	2		15820082~		
16	1141110010	WASHER	2		15820082~		
17	1141110008	WASHER	1		15820052~		
18	1110040510	SCREW, cap	2				
19	1224010006	RING, retaining	2				
21	0394110040	PLATE	1				
22	0394110050	LEVER	1				
23	0394110060	SHAFT	1				
24	0344100400	WASHER	1				
25	0394110070	WIRE	1				
26	0007900016	PIN	2				
27	1225110014	WASHER, conical	2				
28	1650132050	GRIP	1				
29	1130540014	NUT	1				
30	1130640014	NUT	1				
31	1100240635	BOLT	1				
32	1130140006	NUT	1				
33	1130140010	NUT	2				
34	1100040845	BOLT	2				
35	0334120100	BOOT	1				
36	1711900064	CLIP	2		15820082~		
37	1711900105	CLAMP	1		15820052~		
	J2c051						



**ELECTRICAL (1/2)**

Item	Part number	Description	Q'ty	Chan.	Serial No.	Serv.	Remarks
		ELECTRICAL ASSY					X03942-23000-7
		ELECTRICAL ASSY (2nd aux. proportion)					X03942-23100-7
		ELECTRICAL ASSY (1st & 2nd aux. proportion)					X03942-23200-7
1	<b>0394223050</b>	HARNESS ASSY, wiring	1				
1-1	<b>1701310005</b>	• FUSE	3				5A
1-2	<b>1701310010</b>	• FUSE	5				10A
1-3	<b>1701310020</b>	• FUSE	2				20A
1-4	<b>1701310030</b>	• FUSE	4				30A
1-5	<b>1701200002</b>	• BOX, fuse	1				
2	<b>0564243520</b>	HARNESS, wiring	1	(L)	15820004~15820363		
	<b>0394223350</b>	HARNESS, wiring	1	(H)	15820364~		
6	<b>0394223040</b>	HARNESS, wiring	1				1st aux. ON-OFF
8	<b>0564243540</b>	HARNESS, wiring	1				
12	<b>1730140730</b>	CONTROLLER	1				2nd aux. proportion
	<b>1730140730</b>	CONTROLLER	2				1st & 2nd aux. proportion
19	<b>1652022506</b>	GROMMET	1				
20	<b>1652231250</b>	BAND	1				
22	<b>1100040616</b>	BOLT	1				
23	<b>1140020006</b>	WASHER, spring	1				
24	<b>0394223060</b>	HARNESS, wiring	1		15820094~		2nd aux. proportion
26	<b>1100040835</b>	BOLT	4				2nd aux. proportion
	<b>1100040835</b>	BOLT	8				1st & 2nd aux. proportion
29	<b>1100040816</b>	BOLT	8				
31	<b>1140020008</b>	WASHER, spring	14				
32	<b>1141110008</b>	WASHER	10				
35	<b>1730141350</b>	CONTROLLER	1	(L)	15820004~15820363		
	<b>1730141380</b>	CONTROLLER	1	(H)	15820364~		
36	<b>0564243900</b>	BOX	1				
37	<b>0564243910</b>	BRACKET	1				
38	<b>1130040008</b>	NUT	2				
40	<b>1653916011</b>	TRIM	1				sold by the meter
41	<b>1711900131</b>	DETECTOR	1				
43	<b>0872433150</b>	TUBE	4				
48	<b>1711900132</b>	RELAY	4				12V

J2c092



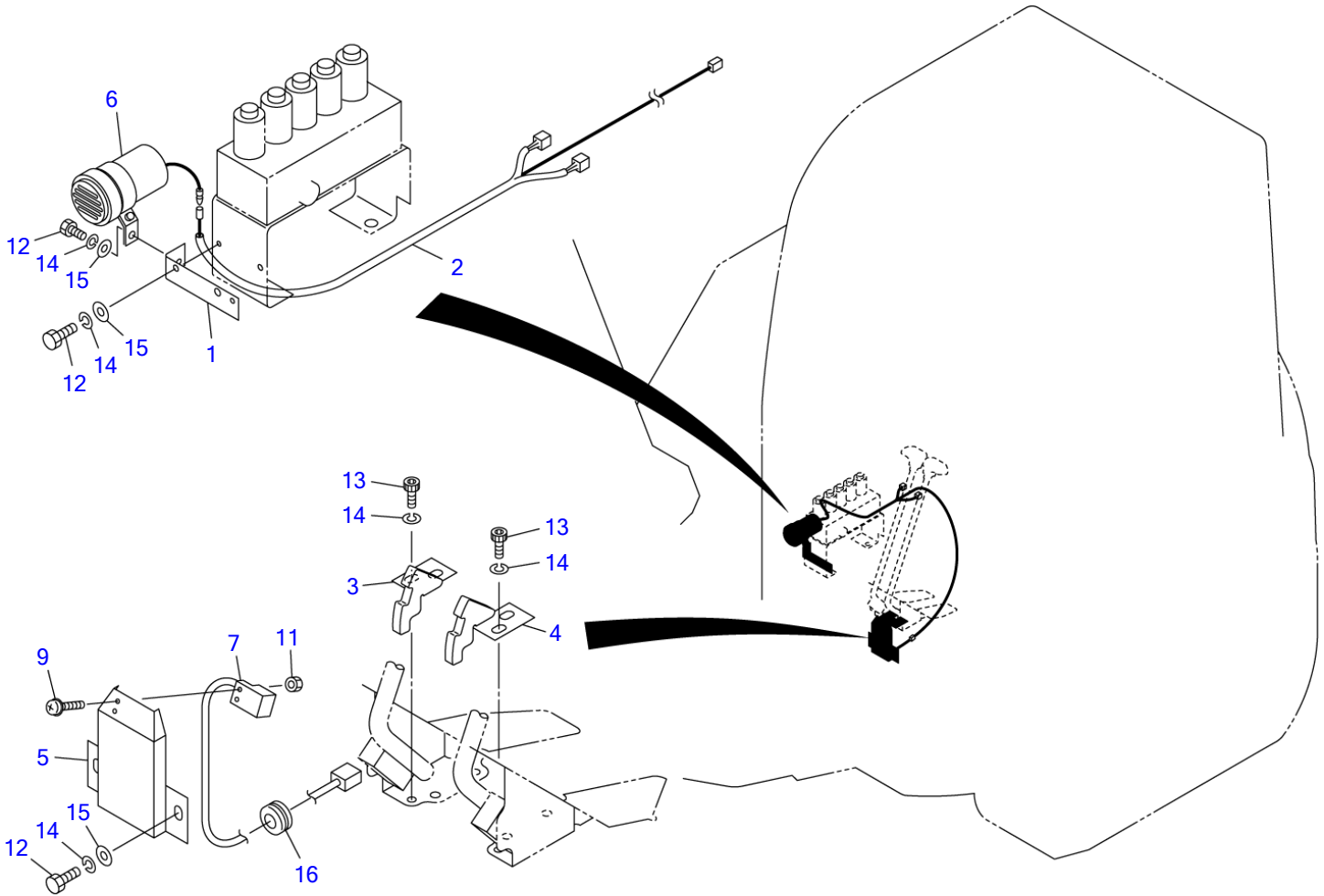
J2C102

S=1/8, 1/18

**ELECTRICAL (2/2)**

Item	Part number	Description	Q'ty	Chan.	Serial No.	Serv.	Remarks
		ELECTRICAL ASSY					X03942-23000-7
		ELECTRICAL ASSY (2nd aux. proportion)					X03942-23100-7
		ELECTRICAL ASSY (1st & 2nd aux. proportion)					X03942-23200-7
1	0394223050	HARNESS ASSY, wiring	1				
1-6	1701330045	• LINK, fusible	2				45A
1-7	1730500023	• DIODE	13				
1-8	0564243571	• CONNECTOR, short	1		15820028~		
3	0394223030	HARNESS, wiring	1				
4	0574200050	HARNESS, wiring	1				with 2nd aux. lines
5	0394216800	ANGLE	1				
7	0564243550	HARNESS, wiring	1				
9	1703500712	HORN	1				
10	0394210350	WIRE	1				
11	0564243560	HARNESS, wiring	1				
14	0007300003	CLAMP	3				
15	1652900007	CLAMP	1				
16	1711900064	CLAMP	1				
17	0007300050	CLAMP	1				
18	1711900076	CLAMP	3				
20	1652231250	BAND	8				
21	1652201008	BAND	13				
25	0394216980	SPRING	2				
28	1100040812	BOLT	1				
29	1100040816	BOLT	8				
31	1140020008	WASHER, spring	9				
32	1141110008	WASHER	5				
33	1140330008	WASHER	1				
39	0564243580	BRACKET	1				
42	0564243920	CONNECTOR	1				
43	0872433150	TUBE	16				
44	1130040010	NUT	1				
45	1140020010	WASHER, spring	1				
46	1141110010	WASHER	1				
47	1140330010	WASHER	1				

J2c102



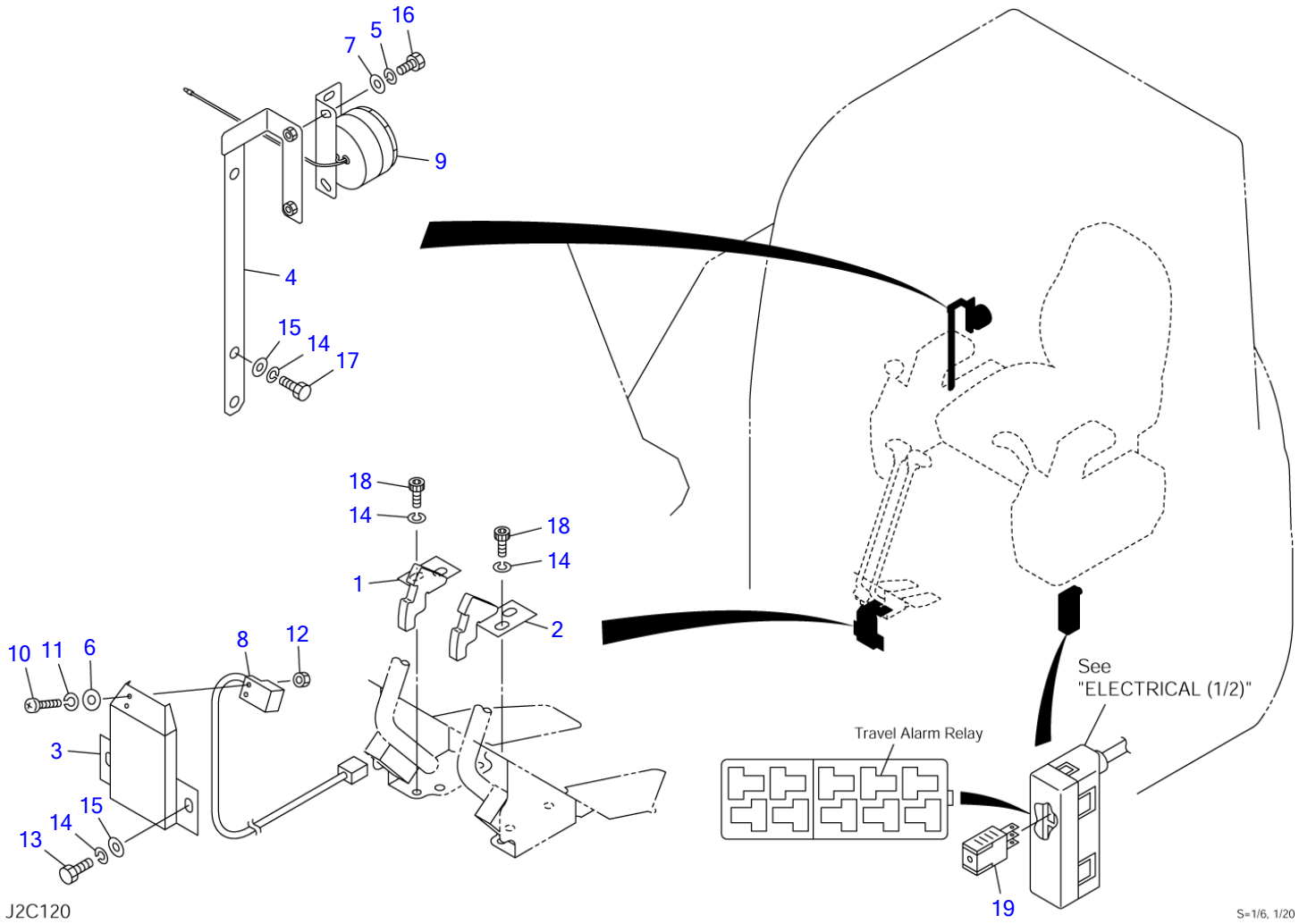
J1C152

S=1/6, 1/20

**TRAVEL ALARM (15820004-15820399)**

Item	Part number	Description	Q'ty	Chan.	Serial No.	Serv.	Remarks
		ALAME ASSY, travel					X03932-21500-1
1	<b>0393219572</b>	ANGLE	1				
2	<b>0393219770</b>	HARNES	1				
3	<b>0564230810</b>	PLATE (R.H.)	1				
4	<b>0564230820</b>	PLATE (L.H.)	1				
5	<b>0564230830</b>	COVER	1				
6	<b>0354211050</b>	BUZZER	1				
7	<b>1700009010</b>	SWITCH, proximity	1				
9	<b>1150110312</b>	SCREW	2				
11	<b>1130030003</b>	NUT	2				
12	<b>1100040816</b>	BOLT	4				
13	<b>1110040816</b>	SCREW, cap	2				
14	<b>1140020006</b>	WASHER, spring	6				
15	<b>1141110006</b>	WASHER	4				
16	<b>1652000602</b>	GROMMET	1				
	<b>J1c151</b>						

TB153FR Book No. BJ2Z004 S/N 15820004-  
TRAVEL ALARM (15820400-)



J2C120

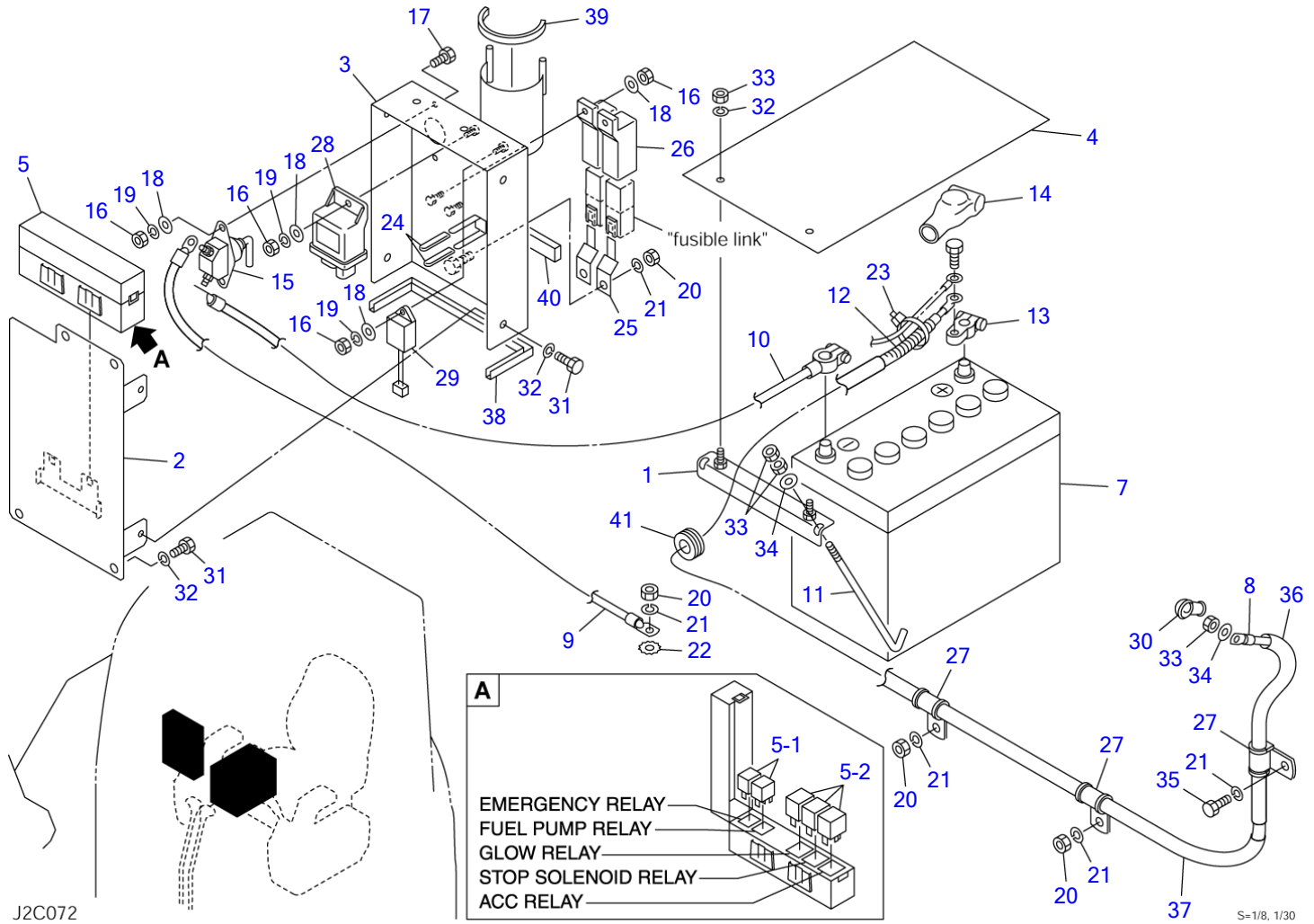
S=1/6, 1/20



**TRAVEL ALARM (15820400-)**

Item	Part number	Description	Q'ty	Chan.	Serial No.	Serv.	Remarks
		ALAME ASSY, travel					X03942-23300-2
1	0564230810	PLATE (R.H.)	1				
2	0564230820	PLATE (L.H.)	1				
3	0564230830	COVER	1				
4	0564247720	BRACKET	1				
5	1140020006	WASHER, spring	2				
6	1141110003	WASHER	2				
7	1141110006	WASHER	2				
8	1700009010	SWITCH, proximity	1				
9	1703700013	BUZZER	1				
10	1120530312	SCREW	2				
11	1140020003	WASHER, spring	2				
12	1130030003	NUT	2				
13	1100040816	BOLT	2				
14	1140020008	WASHER, spring	6				
15	1141110008	WASHER	4				
16	1100040614	BOLT	2				
17	1100040825	BOLT	2				
18	1110040816	SCREW, cap	2				
19	1711900132	RELAY	1				12V
	J2c121						

TB153FR Book No. BJ2Z004 S/N 15820004-  
 BATTERY (15820004-15820309)



J2C072

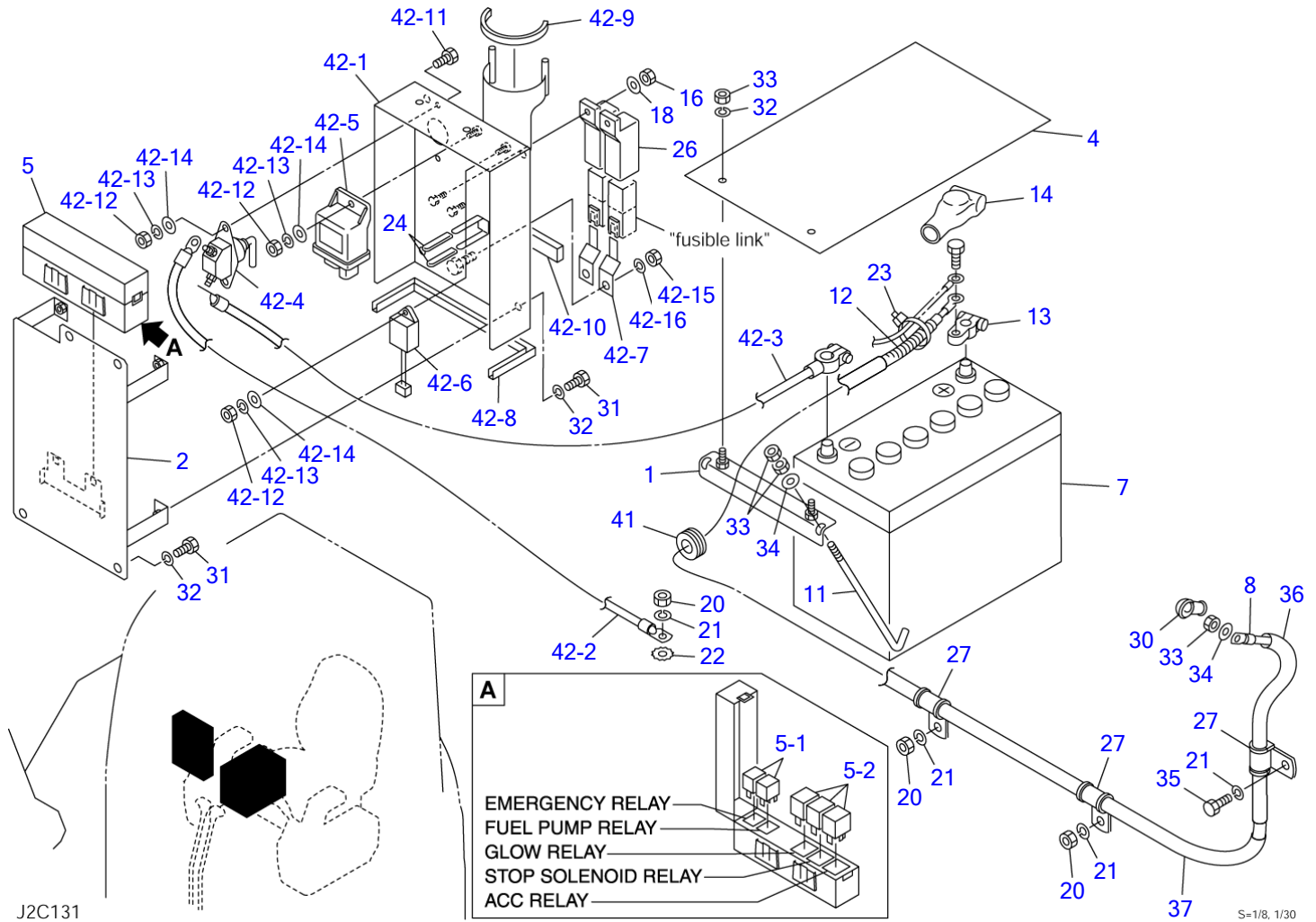
S=1/8, 1/30

**BATTERY (15820004-15820309)**

Item	Part number	Description	Q'ty	Chan.	Serial No.	Serv.	Remarks
		BATTERY ASSY					X03944-09100-2
1	0564423610	CLAMP	1				
2	0394409120	PLATE	1				
3	0394409130	COVER	1				
4	0564423640	SHEET	1				
5	1730600001	BOX ASSY, relay	1				
5-1	1711900132	· RELAY	2			M	
5-2	1711900137	· RELAY	3			M	
7	1702051531	BATTERY	1				
8	1702607160	CABLE, battery	1				
9	0394409150	CABLE, earth	1				17025-30060
10	1702230030	CABLE, battery	1				
11	1702108245	BOLT	2				
12	1703221382	PROTECTOR	1				sold by the meter
13	1702330000	TERMINAL	1				
14	1702920060	COVER	1				
15	1700100051	SWITCH	1				
16	1130040006	NUT	6				
17	1100040616	BOLT	2				
18	1141110006	WASHER	6				
19	1140020006	WASHER, spring	4				
20	1130040010	NUT	5				
21	1140020010	WASHER, spring	6				
22	1140330010	WASHER	1				
23	1652231140	BAND	5				
24	0872433150	TUBE	4				
25	1711900064	CLAMP	2				
26	1700100038	COVER	2				
27	1711900072	CLAMP	3				
28	1910181106	RELAY, safety	1				Y119802-77200
29	1910150118	UNIT, timer	1				Y129211-77920
30	1910007119	COVER	1				Y124550-77030
31	1100040816	BOLT	8				
32	1140020008	WASHER, spring	10				
33	1130040008	NUT	7				
34	1141110008	WASHER	3				
35	1100041020	BOLT	1				
36	1531325080	PROTECTOR	1				sold by the meter
37	1531325100	PROTECTOR	1				sold by the meter
38	1654601033	TRIM	1				sold by the meter
39	1654601013	TRIM	1				sold by the meter
40	1654302008	SPONGE	1				sold by the meter
41	0437200100	GUARD	1				

J2c073

TB153FR Book No. BJ2Z004 S/N 15820004-  
 BATTERY (15820310-)



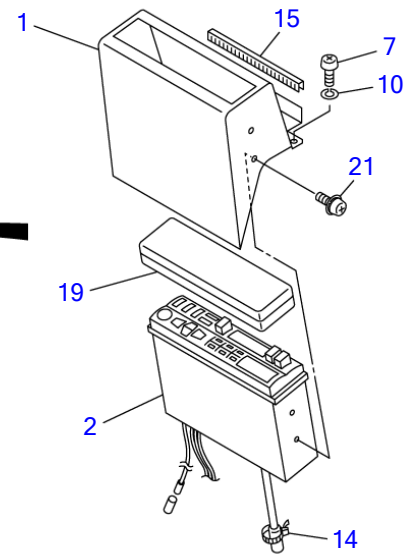
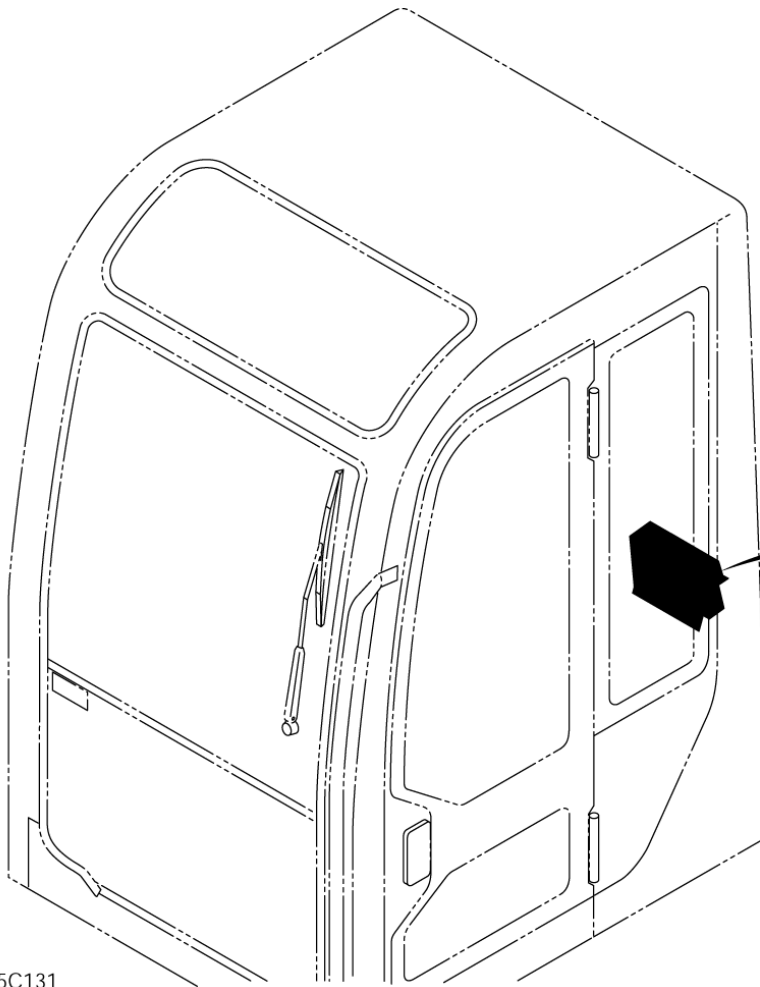
J2C131

S=1/8, 1/30

**BATTERY (15820310-)**

Item	Part number	Description	Q'ty	Chan.	Serial No.	Serv.	Remarks
		BATTERY ASSY					X03944-09100-5
1	0564423610	CLAMP	1				
2	0394409160	PLATE	1				
4	0564423640	SHEET	1				
5	1730600001	BOX ASSY, relay	1				
5-1	1711900132	• RELAY	2				
5-2	1711900137	• RELAY	3				
7	1702051531	BATTERY	1				
8	1702530160	CABLE, battery	1				
11	1702108245	BOLT	2				
12	1703221382	PROTECTOR	1				sold by the meter
13	1702330000	TERMINAL	1				
14	1702920060	COVER	1				
16	1130040006	NUT	2				
18	1141110006	WASHER	2				
20	1130040010	NUT	3				
21	1140020010	WASHER, spring	4				
22	1140330010	WASHER	1				
23	1652231140	BAND	5				
24	0872433150	TUBE	4				
26	1700100038	COVER	2				
27	1711900072	CLAMP	3				
30	1910007119	COVER	1				Y124550-77030
31	1100040816	BOLT	8				
32	1140020008	WASHER, spring	10				
33	1130040008	NUT	7				
34	1141110008	WASHER	3				
35	1100041020	BOLT	1				
36	1531325080	PROTECTOR	1				sold by the meter
37	1531325100	PROTECTOR	1				sold by the meter
41	0437200100	GUARD	1				
42	0394409200	RELAY ASSY	1				
42-1	0394409170	• COVER	1				
42-2	1702531055	• CABLE, earth	1				
42-3	1702230030	• CABLE, battery	1				
42-4	1700100051	• SWITCH	1				
42-5	1910181106	• RELAY, safety	1				Y119802-77200
42-6	1910150118	• UNIT, timer	1				Y129211-77920
42-7	1711900064	• CLAMP	2				
42-8	1654601033	• TRIM	1				sold by the meter
42-9	1654601013	• TRIM	1				sold by the meter
42-10	1654302008	• SPONGE	1				sold by the meter
42-11	1100040616	• BOLT	2				
42-12	1130040006	• NUT	4				
42-13	1140020006	• WASHER, spring	4				
42-14	1141110006	• WASHER	4				
42-15	1130040010	• NUT	2				
42-16	1140020010	• WASHER, spring	2				

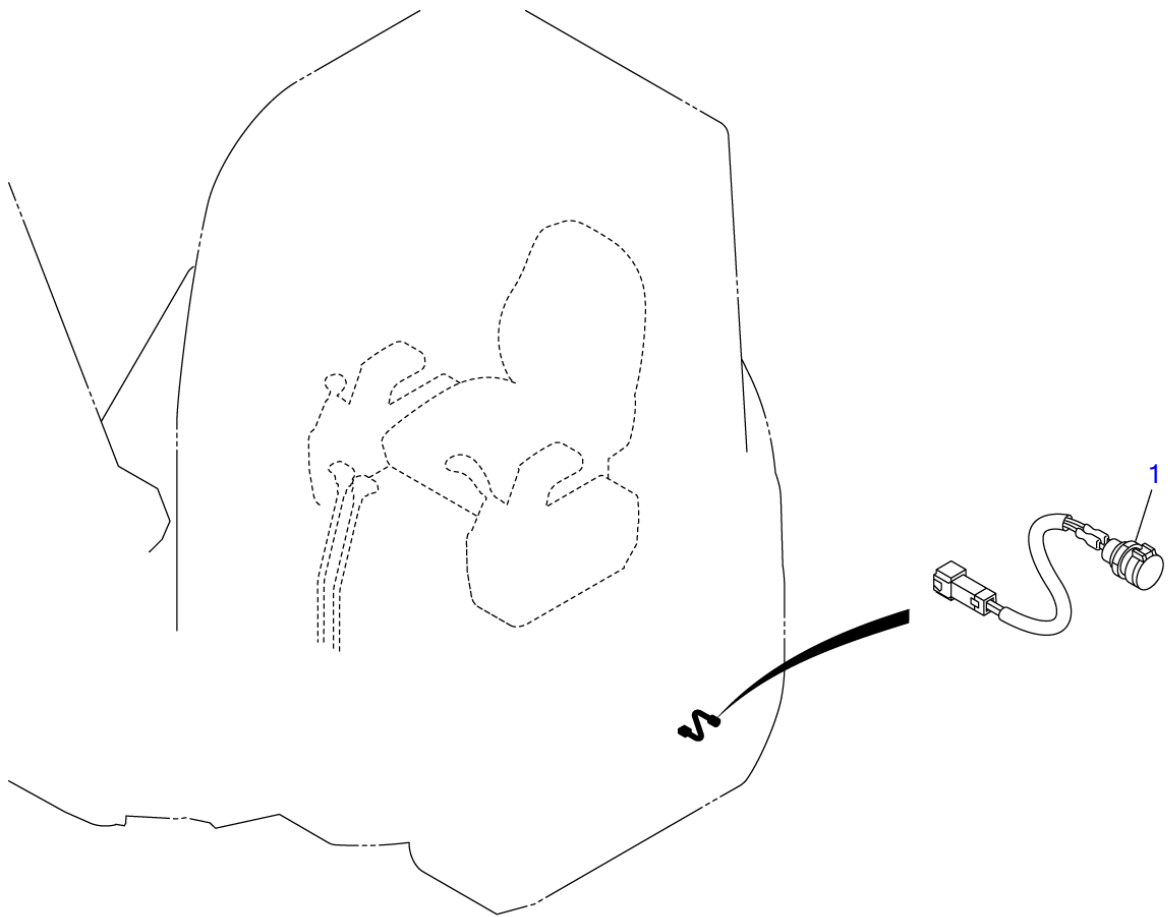
J2c131



L5C131

S=1/8, 1/15

Item	Part number	Description	RADIO			Remarks
			Q'ty	Chan.	Serial No. Serv.	
		RADIO ASSY (for EC)				X05647-08000-6
		RADIO ASSY (for U.S.A.)				X05647-08500-6
		RADIO ASSY (for JAPAN)				X05647-08600-6
1	<b>0564708100</b>	COVER	1			
2	<b>1705003900</b>	CASSETTE STEREO	1			for EC
	<b>1705004000</b>	CASSETTE STEREO	1			for U.S.A.
	<b>1705004100</b>	CASSETTE STEREO	1			for JAPAN
7	<b>1120590616</b>	SCREW	2			
10	<b>1140090006</b>	WASHER, spring	2			
14	<b>1652231100</b>	BAND	1			
15	<b>1653917005</b>	TRIM	1			sold by the meter
19	<b>1705003650</b>	COVER	1			
21	<b>1150420520</b>	SCREW	4			
	<b>L5c131</b>					



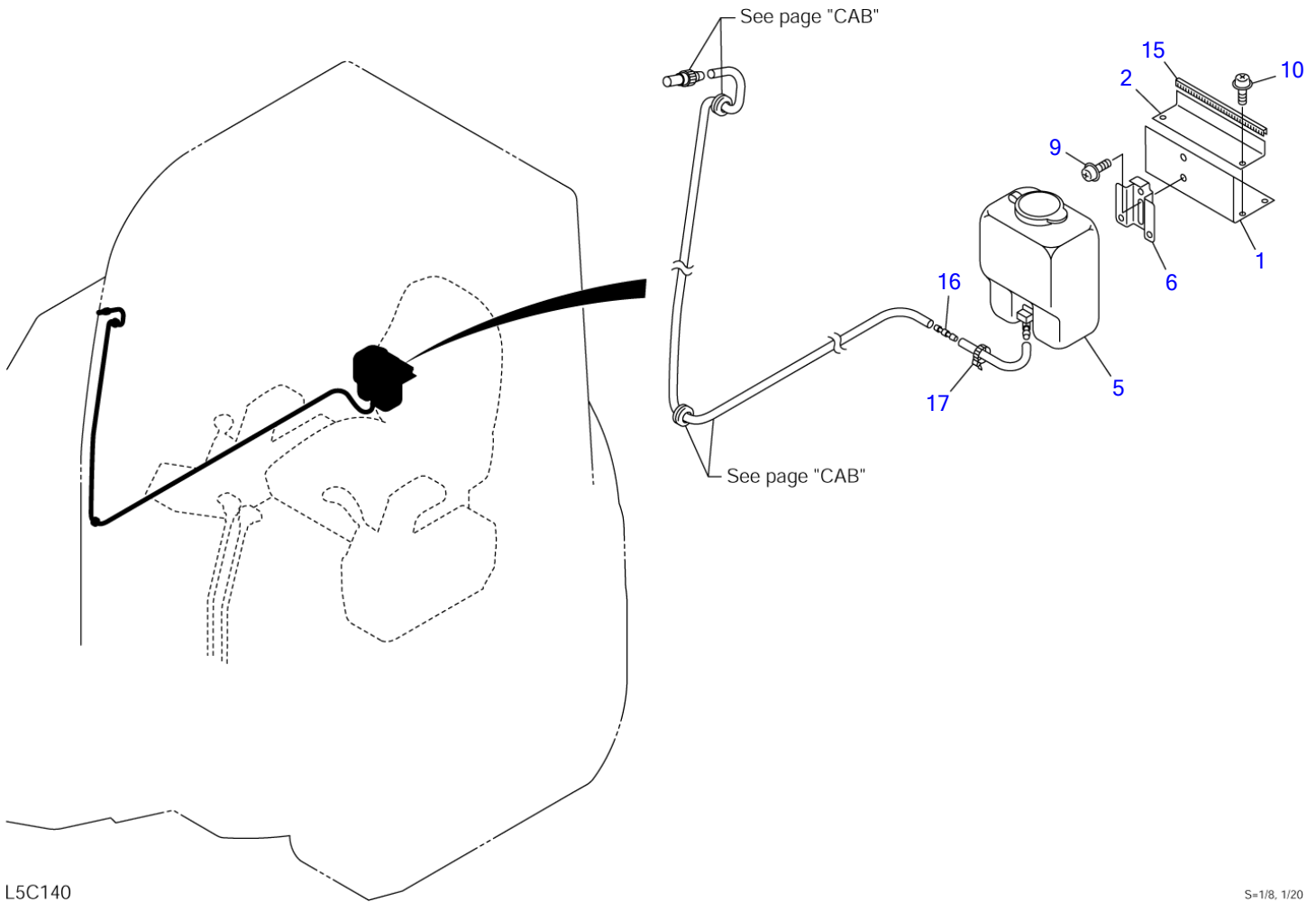
J2C110

S=1/5, 1/20



**MAINTENANCE LIGHT SOCKET**

Item	Part number	Description	Q'ty	Chan.	Serial No.	Serv.	Remarks
1	<b>0394203100</b> <b>G4c120</b>	SOCKET ASSY, maintenance light SOCKET ASSY	1				X03942-03000-0



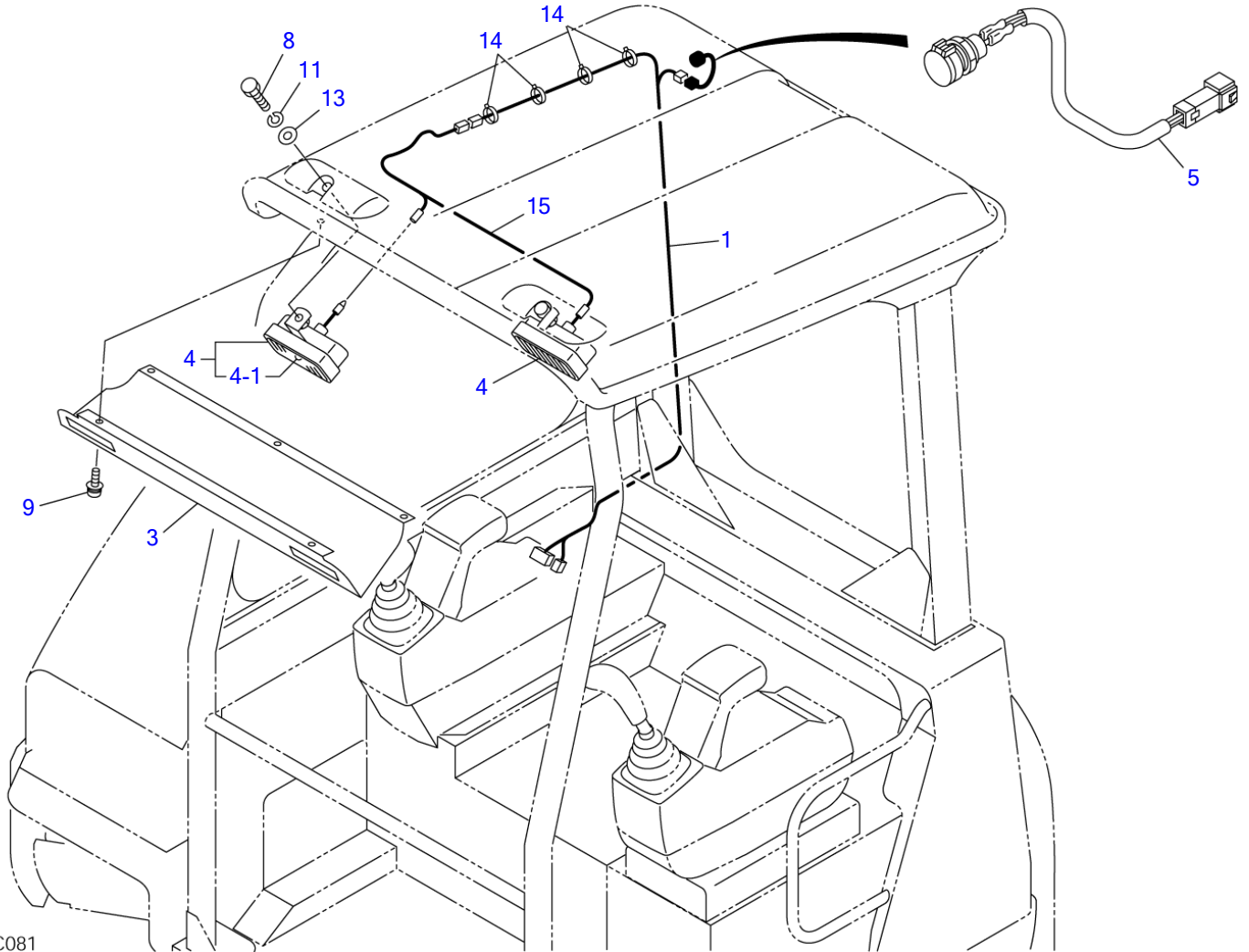
L5C140

S=1/8, 1/20

**WINDOW WASHER**

Item	Part number	Description	Q'ty	Chan.	Serial No.	Serv.	Remarks
		WASHER ASSY, window					X05689-03000-2
1	<b>0568903100</b>	PLATE	1				
2	<b>0568903200</b>	PLATE	1				
5	<b>1711910101</b>	TANK	1				
6	<b>1711910062</b>	BRACKET	1				
9	<b>1150410612</b>	SCREW	2				
10	<b>1150120616</b>	SCREW	4				
15	<b>1653917011</b>	TRIM	1				sold by the meter
16	<b>1711910080</b>	VALVE, check	1				
17	<b>1652231250</b>	BAND	1				
	<b>L5c140</b>						

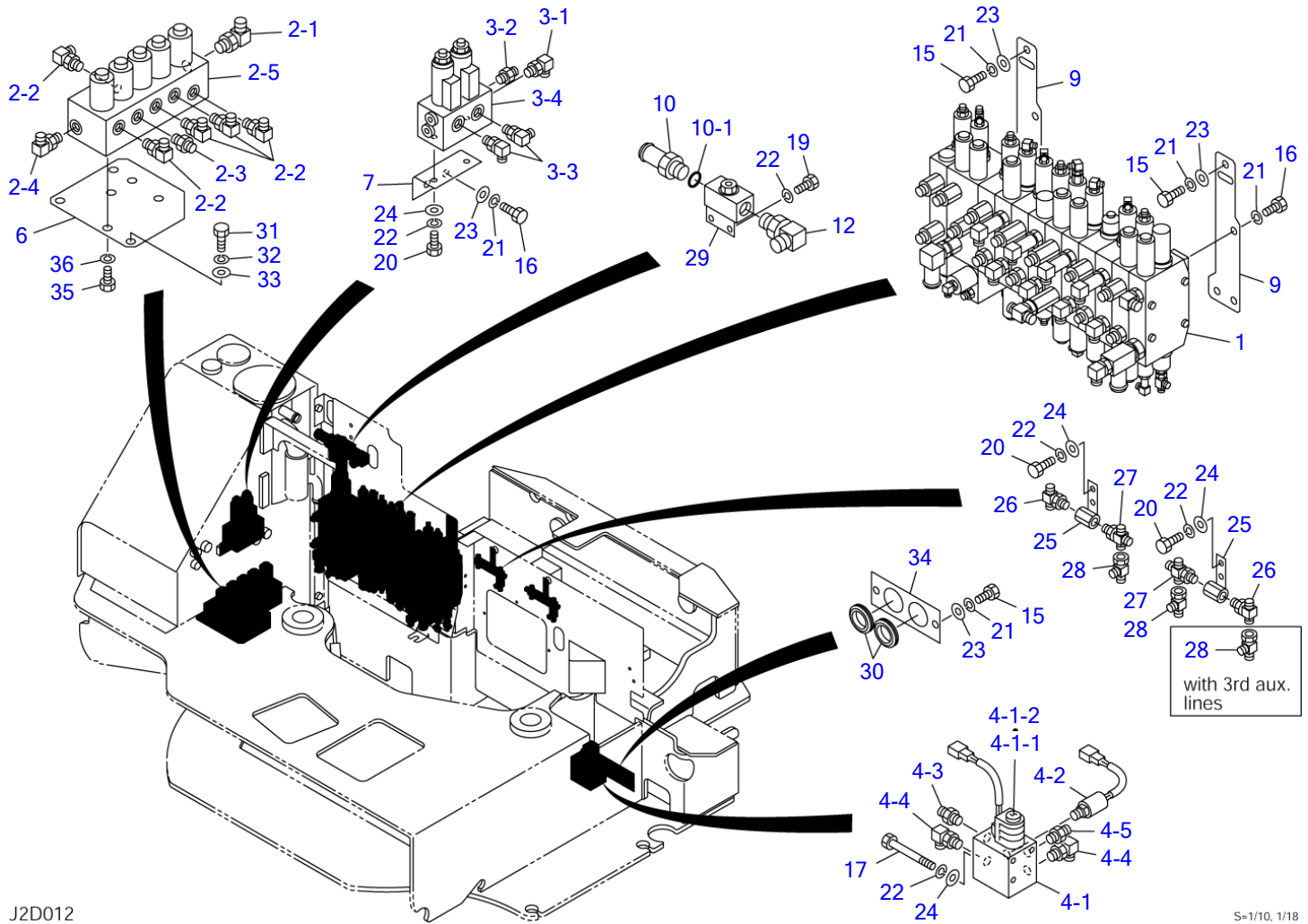
TB153FR Book No. BJ2Z004 S/N 15820004-  
CANOPY LIGHT



**CANOPY LIGHT**

Item	Part number	Description	Q'ty	Chan.	Serial No.	Serv.	Remarks
		LAMP ASSY, canopy					X03984-04000-2
1	<b>0398404100</b>	HARNES, wiring	1				
3	<b>0358402700</b>	COVER	1				
4	<b>1703001900</b>	LAMP	2				
4-1	<b>1703001901</b>	• BULB	1				12V, 20W
5	<b>0394203100</b>	SOCKET ASSY	1				
8	<b>1100040820</b>	BOLT	2				
9	<b>1150420516</b>	SCREW	5				
11	<b>1140020008</b>	WASHER, spring	2				
13	<b>1141110008</b>	WASHER	2				
14	<b>1652221050</b>	BAND	3				
15	<b>0398402300</b>	HARNES, wiring	1				
16	<b>1120530512</b>	SCREW	3				
	<b>J2c082</b>						

TB153FR Book No. BJ2Z004 S/N 15820004-  
 VALVE & ACCESSORIES (1/2)



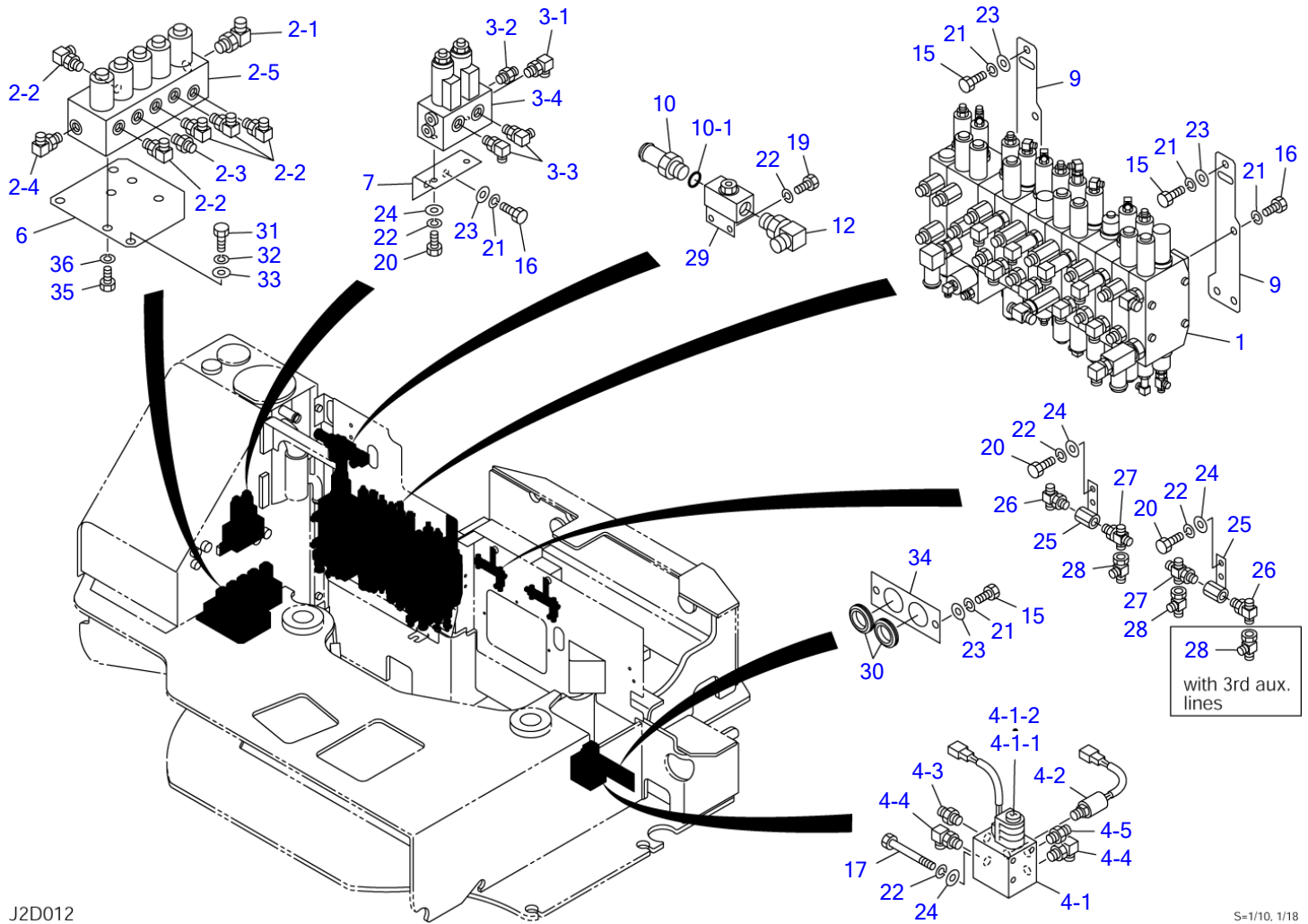
J2D012

S=1/10, 1/18

**VALVE & ACCESSORIES (1/2)**

Item	Part number	Description	Q'ty	Chan.	Serial No.	Serv.	Remarks
		VALVE ASSY					X03950-23000-5
		VALVE ASSY (with 2nd aux. lines)					X03950-22900-5
		VALVE ASSY (with 3rd aux. lines)					X03950-22800-5
1	X *****	VALVE ASSY, control	1				X03950-23010-3
	X *****	VALVE ASSY, control (with 2nd aux. lines)	1				X03950-23110-3
2	X *****	VALVE ASSY, solenoid	1				X03950-23020-2
2-1	1515010051	• ELBOW	1				
	1420010180	• • O-RING	1				
2-2	1515012040	• ELBOW	5				
	1420010110	• • O-RING	1				
2-3	1515600200	• ADAPTOR	1				
	1420010110	• • O-RING	1				
2-4	1512375001	• ELBOW	1				
	1420010110	• • O-RING	1				
2-5	1901749200	• VALVE, solenoid	1				
3	X *****	VALVE ASSY, solenoid (with 2nd, 3rd aux. lines)	1				X03950-23030-1
3-1	1512375004	• ELBOW	1				
	1420010110	• • O-RING	1				
3-2	1515600200	• ADAPTOR	1				
	1420010110	• • O-RING	1				
3-3	1515012040	• ELBOW	2				
	1420010110	• • O-RING	1				
3-4	1901738400	• VALVE, solenoid	1				
4	X *****	VALVE ASSY, solenoid (with 3rd aux. lines)	1				X03950-23040-2
4-1	1901747100	• VALVE, solenoid	1				
4-1-1	1901741402	• • SOLENOID	1				
4-1-2	1901741703	• • COIL	1				
4-2	1700100065	• SWITCH, pressure	1				
	1420010110	• • O-RING	1				
4-3	1515600200	• ADAPTOR	1				
	1420010110	• • O-RING	1				
4-4	1515012040	• ELBOW	2				
	1420010110	• • O-RING	1				
4-5	1512370008	• ADAPTOR (with filter)	1				
	1420010110	• • O-RING	1				
6	0395023065	PLATE	1				
7	0395023070	PLATE	1				with 2nd & 3rd aux. lines
9	0395023090	PLATE	2				
10	0007224006	ADAPTOR	1				
10-1	1420010180	• O-RING	1				
12	1515010042	ELBOW	1				
	1420010180	• O-RING	1				
15	1100041020	BOLT	5				
16	1100041016	BOLT	6				
	1100041016	BOLT	8				with 2nd, 3rd aux. lines
17	1100040890	BOLT	3				with 3rd aux. lines
19	1100040820	BOLT	2				
20	1100040816	BOLT	2				
	1100040816	BOLT	5				with 2nd, 3rd aux. lines
21	1140020010	WASHER, spring	11				
	1140020010	WASHER, spring	13				with 2nd, 3rd aux. lines
22	1140020008	WASHER, spring	4				
	1140020008	WASHER, spring	7				with 2nd aux. lines
	1140020008	WASHER, spring	7				with 3rd aux. lines
23	1141110010	WASHER	9				
	1141110010	WASHER	12				with 2nd, 3rd aux. lines
24	1141110008	WASHER	4				
	1141110008	WASHER	7				with 2nd aux. lines
	1141110008	WASHER	13				with 3rd aux. lines
25	0565032710	BUSHING	2				
26	1512370010	ADAPTOR	2				
	1420010110	• O-RING	1				
27	1513390027	CROSS	2				

TB153FR Book No. BJ2Z004 S/N 15820004-  
 VALVE & ACCESSORIES (1/2)



J2D012

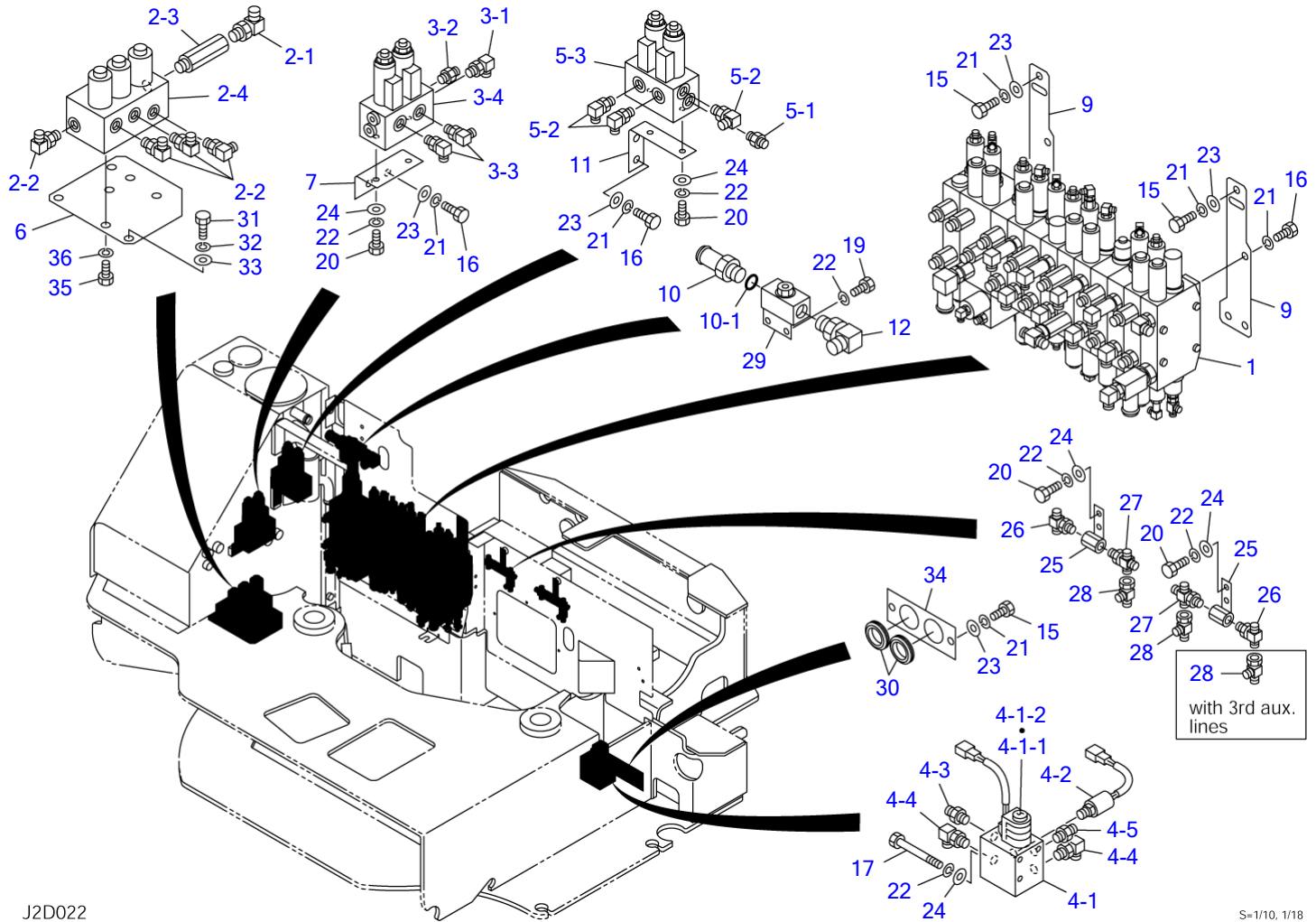
S=1/10, 1/18



**VALVE & ACCESSORIES (1/2)**

Item	Part number	Description	Q'ty	Chan.	Serial No.	Serv.	Remarks
27	<b>1420010110</b>	• O-RING	1				
28	<b>1513390015</b>	TEE	2				
28	<b>1513390015</b>	TEE	3				with 3rd aux. lines
29	<b>1901719800</b>	VALVE, stop	1				
30	<b>1652053800</b>	GROMMET	2				
31	<b>1101041220</b>	BOLT	3				
32	<b>1140020012</b>	WASHER, spring	3				
33	<b>1141110012</b>	WASHER	3				
34	<b>0395023034</b>	PLATE	1				
35	<b>1100041016</b>	SCREW, cap	3				
36	<b>1140420010</b>	WASHER, spring	3				
	<b>J2d012</b>						

TB153FR Book No. BJ2Z004 S/N 15820004-  
 VALVE & ACCESSORIES (1/2) (1st aux. proportional cont.)



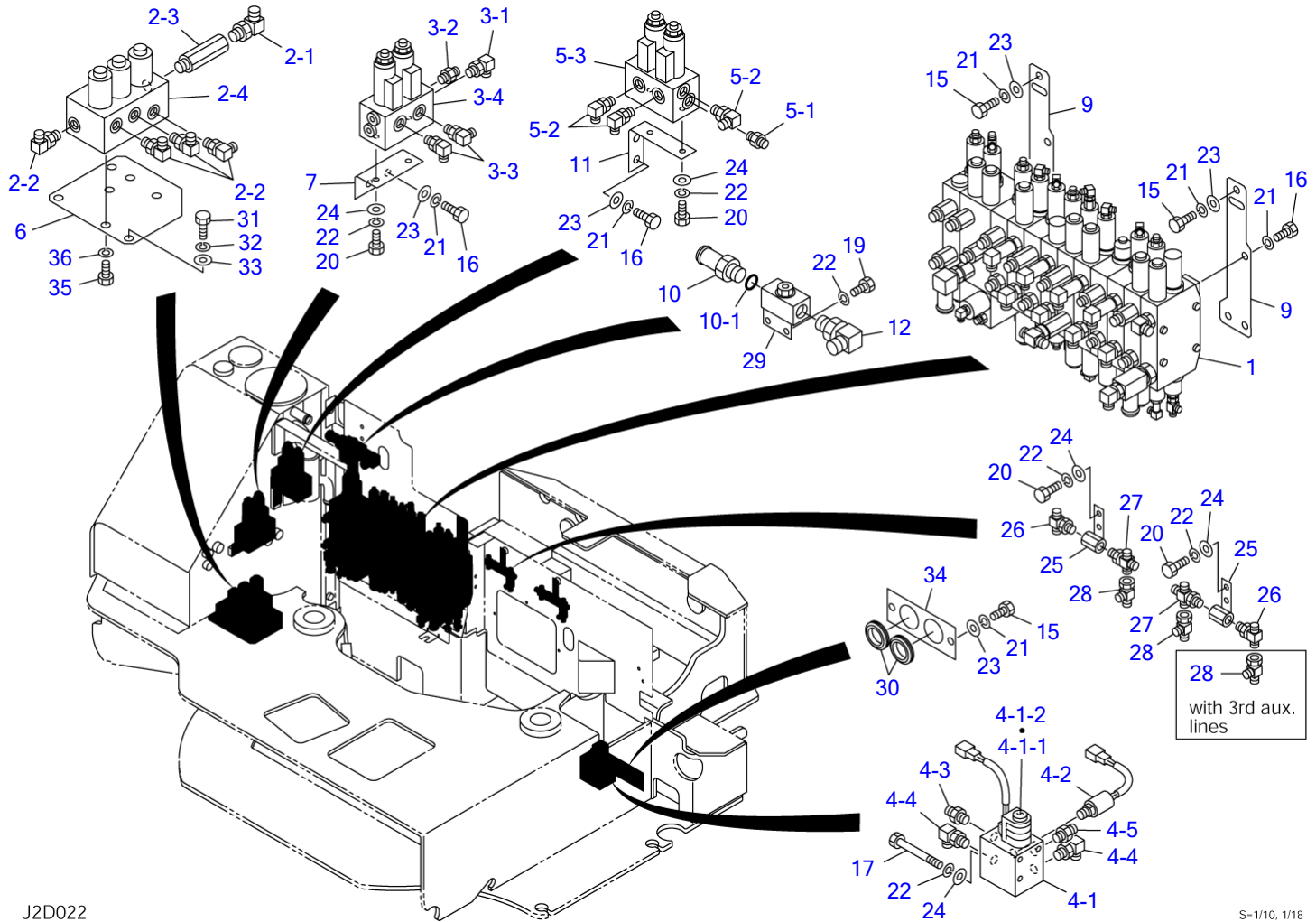
J2D022

S=1/10, 1/18

VALVE & ACCESSORIES (1/2) (1st aux. proportional cont.)

Item	Part number	Description	Q'ty	Chan.	Serial No.	Serv.	Remarks
		VALVE ASSY					X03950-23600-3
		VALVE ASSY (with 2nd aux. lines)					X03950-23700-3
		VALVE ASSY (with 3rd aux. lines)					X03950-23800-3
1	X *****	VALVE ASSY, control	1				X03950-23010-3
	X *****	VALVE ASSY, control (with 2nd aux. lines)	1				X03950-23110-3
2	X *****	VALVE ASSY, solenoid	1				X03950-23620-0
2-1	1515010051	• ELBOW	1				
	1420010180	• • O-RING	1				
2-2	1515012040	• ELBOW	4				
	1420010110	• • O-RING	1				
2-3	0007213013	• BUSHING	1				
2-4	1901748800	• VALVE, solenoid	1				
3	X *****	VALVE ASSY, solenoid (with 2nd, 3rd aux. lines)	1				X03950-23030-1
3-1	1512375004	• ELBOW	1				
	1420010110	• • O-RING	1				
3-2	1515600200	• ADAPTOR	1				
	1420010110	• • O-RING	1				
3-3	1515012040	• ELBOW	2				
	1420010110	• • O-RING	1				
3-4	1901738400	• VALVE, solenoid	1				
4	X *****	VALVE ASSY, solenoid (with 3rd aux. lines)	1				X03950-23040-2
4-1	1901747100	• VALVE, solenoid	1				
4-1-1	1901741402	• • SOLENOID	1				
4-1-2	1901741703	• • COIL	1				
4-2	1700100065	• SWITCH, pressure	1				
	1420010110	• • O-RING	1				
4-3	1515600200	• ADAPTOR	1				
	1420010110	• • O-RING	1				
4-4	1515012040	• ELBOW	2				
	1420010110	• • O-RING	1				
4-5	1512370008	• ADAPTOR (with filter)	1				
	1420010110	• • O-RING	1				
5	X *****	VALVE ASSY, solenoid	1				X03950-23650-0
5-1	1512370008	• ADAPTOR (with filter)	1				
	1420010110	• • O-RING	1				
5-2	1515012040	• ELBOW	3				
	1420010110	• • O-RING	1				
5-3	1901738400	• VALVE, solenoid	1				
6	0395023065	PLATE	1				
7	0395023070	PLATE	1				with 2nd, 3rd aux. lines
9	0395023090	PLATE	2				
10	0007224006	ADAPTOR	1				
10-1	1420010180	• O-RING	1				
11	0395023611	PLATE	1				
12	1515010042	ELBOW	1				
	1420010180	• O-RING	1				
15	1100041020	BOLT	5				
16	1100041016	BOLT	8				
	1100041016	BOLT	10				with 2nd, 3rd aux. lines
17	1100040890	BOLT	3				with 3rd aux. lines
19	1100040820	BOLT	2				
20	1100040816	BOLT	4				
	1100040816	BOLT	7				with 2nd, 3rd aux. lines
21	1140020010	WASHER, spring	13				
	1140020010	WASHER, spring	15				with 2nd, 3rd aux. lines
22	1140020008	WASHER, spring	6				
	1140020008	WASHER, spring	9				with 2nd aux. lines
	1140020008	WASHER, spring	12				with 3rd aux. lines
23	1141110010	WASHER	9				
	1141110010	WASHER	11				with 2nd, 3rd aux. lines
24	1141110008	WASHER	6				
	1141110008	WASHER	9				with 2nd aux. lines
	1141110008	WASHER	15				with 3rd aux. lines
25	0565032710	BUSHING	2				
26	1512370010	ADAPTOR	2				

TB153FR Book No. BJ2Z004 S/N 15820004-  
 VALVE & ACCESSORIES (1/2) (1st aux. proportional cont.)



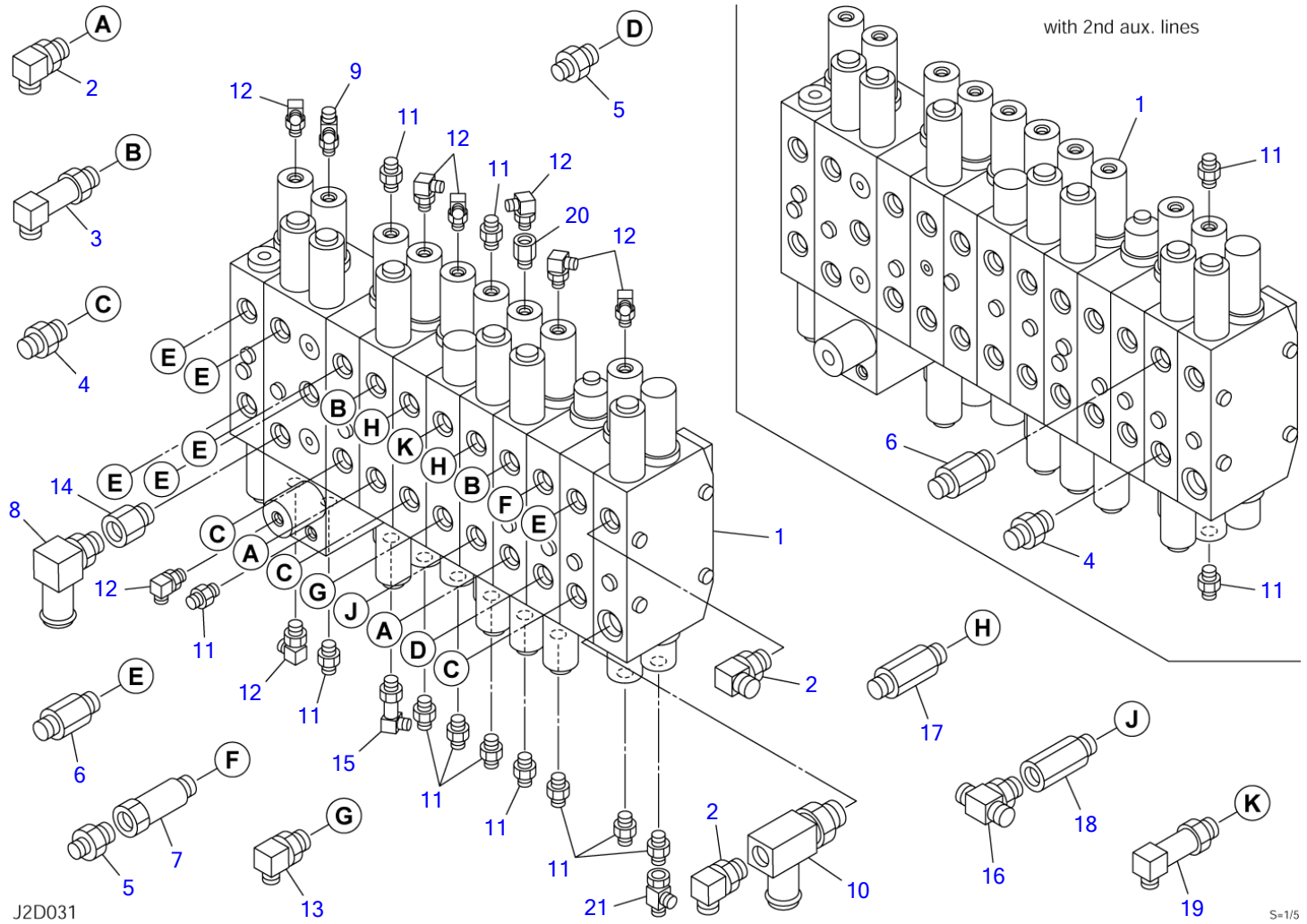
J2D022

S=1/10, 1/18

**VALVE & ACCESSORIES (1/2) (1st aux. proportional cont.)**

Item	Part number	Description	Q'ty	Chan.	Serial No.	Serv.	Remarks
26	1420010110	• O-RING	1				
27	1513390027	CROSS	2				
27	1420010110	• O-RING	1				
28	1513390015	TEE	2				
28	1513390015	TEE	3				with 3rd aux. lines
29	1901719800	VALVE, stop	1				
30	1652053800	GROMMET	2				
31	1101041220	BOLT	3				
32	1140020012	WASHER, spring	3				
33	1141110012	WASHER	3				
34	0395023034	PLATE	1				
35	1100041016	SCREW, cap	3				
36	1140420010	WASHER, spring	3				
	J2d022						

TB153FR Book No. BJ2Z004 S/N 15820004-  
**VALVE & ACCESSORIES (2/2)**

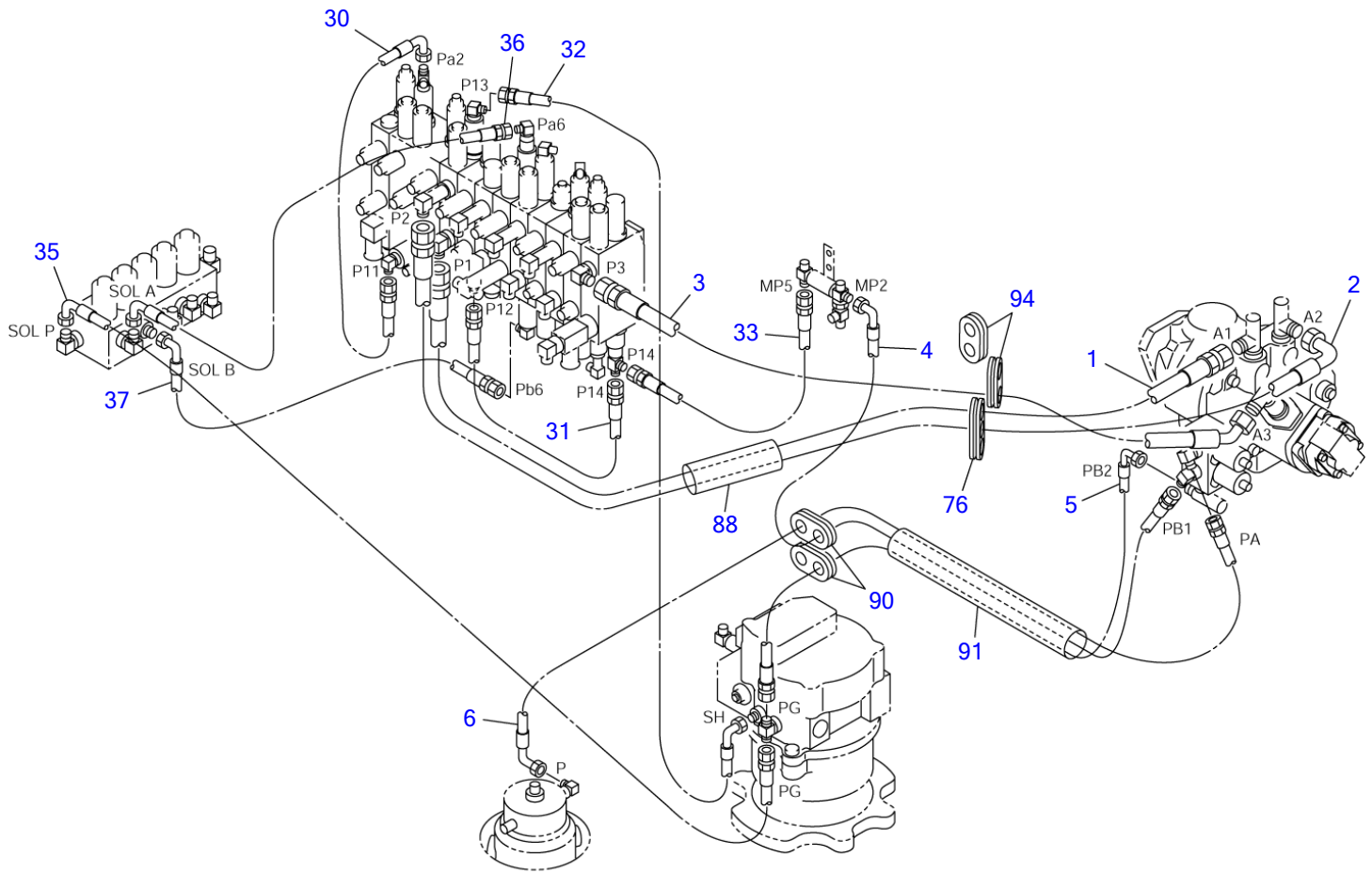


**VALVE & ACCESSORIES (2/2)**

Item	Part number	Description	Q'ty	Chan.	Serial No.	Serv.	Remarks
0	<b>0395023010</b>	VALVE ASSY, control	1				X03950-23010-3
	<b>0395023110</b>	VALVE ASSY, control (with 2nd aux. lines)	1				X03950-23110-3
1	<b>1901043200</b>	• VALVE, control	1				
	<b>1901043300</b>	• VALVE, control	1				with 2nd aux. lines
2	<b>1515010042</b>	• ELBOW	4				
	<b>1420010180</b>	• • O-RING	1				
3	<b>1515010512</b>	• ELBOW	2				
	<b>1420010180</b>	• • O-RING	1				
4	<b>1515600202</b>	• ADAPTOR	3				
	<b>1515600202</b>	• ADAPTOR	4				with 2nd aux. lines
	<b>1420010180</b>	• • O-RING	1				
5	<b>1515600577</b>	• ADAPTOR	2				
	<b>1420010180</b>	• • O-RING	1				
6	<b>0007203041</b>	• ADAPTOR	6				
	<b>0007203041</b>	• ADAPTOR	7				with 2nd aux. lines
	<b>1420010180</b>	• • O-RING	1				
7	<b>0007213055</b>	• ADAPTOR	1				
	<b>1420010180</b>	• • O-RING	1				
8	<b>1513350006</b>	• ADAPTOR	1				
	<b>1420010180</b>	• • O-RING	1				
9	<b>1512370011</b>	• TEE	1				
	<b>1420010110</b>	• • O-RING	1				
10	<b>0395010600</b>	• NIPPLE	1				
	<b>1420010240</b>	• • O-RING	1				
11	<b>1515600200</b>	• ADAPTOR	11				
	<b>1515600200</b>	• ADAPTOR	13				with 2nd aux. lines
	<b>1420010110</b>	• • O-RING	1				
12	<b>1515012040</b>	• ELBOW	8				
	<b>1420010110</b>	• • O-RING	1				
13	<b>1515010051</b>	• ELBOW	1				
	<b>1420010180</b>	• • O-RING	1				
14	<b>0007213010</b>	• BUSHING	1				
	<b>1420010180</b>	• • O-RING	1				
15	<b>1515012510</b>	• ELBOW	1				
	<b>1420010110</b>	• • O-RING	1				
16	<b>1512374002</b>	• TEE	1				
	<b>1420010180</b>	• • O-RING	1				
17	<b>0007203074</b>	• ADAPTOR	2				
	<b>1420010180</b>	• • O-RING	1				
18	<b>0007213038</b>	• BUSHING	1				
	<b>1420010180</b>	• • O-RING	1				
19	<b>1515010517</b>	• ELBOW	1				
	<b>1420010180</b>	• • O-RING	1				
20	<b>1513250202</b>	• BUSHING	1				
	<b>1420010110</b>	• • O-RING	1				
21	<b>1513390015</b>	• TEE	1				

J2d031

TB153FR Book No. BJ2Z004 S/N 15820004-  
PIPING; UPPER (1/4)



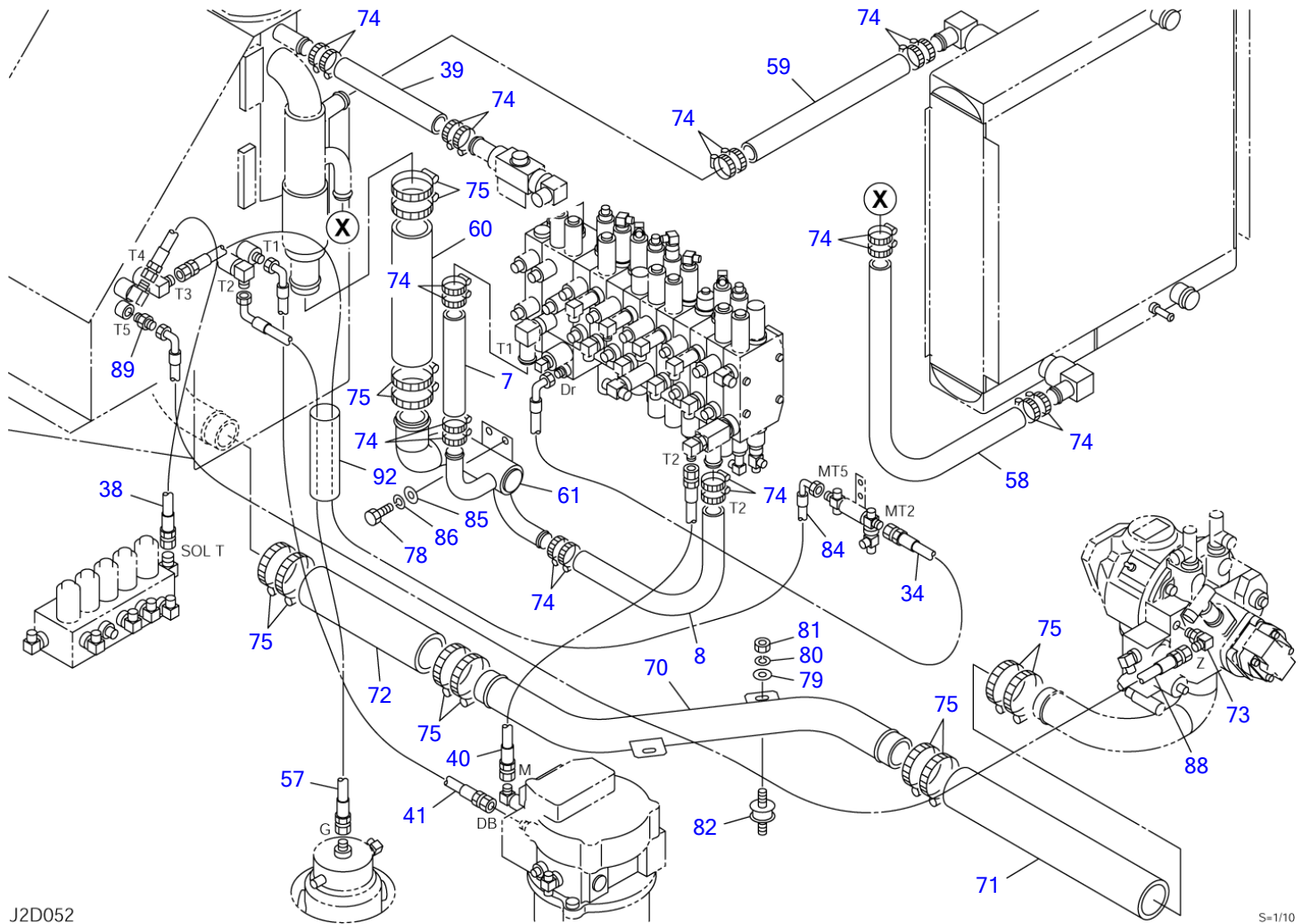
J2D043

S=1/10



Item	Part number	DESCRIPTION	Q'ty	Chan.	Serial No.	Serv.	Remarks
		<b>PIPING; UPPER (1/4)</b>					
		PIPING ASSY, upper					X03970-14000-10
		PIPING ASSY, upper (with 2nd aux. lines)					X03970-13900-10
		PIPING ASSY, upper (with 3rd aux. lines, with air con.)					X03970-13800-10
		PIPING ASSY, upper (with 3rd aux. lines, without air con.)					X03970-14800-10
1	<b>0397014010</b>	HOSE ASSY	1				18019-70140
2	<b>0397014020</b>	HOSE ASSY	1				18019-71147
3	<b>0397014030</b>	HOSE ASSY	1				18019-47078
4	<b>0397014040</b>	HOSE ASSY	1				18010-52115
5	<b>0397014050</b>	HOSE ASSY	1				18010-52125
6	<b>0397014060</b>	HOSE ASSY	1				18010-52110
30	<b>0397014300</b>	HOSE ASSY	1				18010-52070
31	<b>0397014310</b>	HOSE ASSY	1				18010-22060
32	<b>0397014320</b>	HOSE ASSY	1				18010-52085
33	<b>0397014330</b>	HOSE ASSY	1				18010-22035
35	<b>0397014350</b>	HOSE ASSY	1				18010-52110
36	<b>0397014360</b>	HOSE ASSY	1				18010-52060
37	<b>0397014370</b>	HOSE ASSY	1				18010-52075
76	<b>0097022400</b>	GUARD	1				
88	<b>1531350033</b>	PROTECTOR	1			M	sold by the meter
90	<b>0097210300</b>	GUARD	2				
91	<b>1531645045</b>	PROTECTOR	1				sold by the meter
94	<b>0337017300</b>	GUARD	2				
	<b>J2d043</b>						

TB153FR Book No. BJ2Z004 S/N 15820004-  
PIPING; UPPER (2/4)

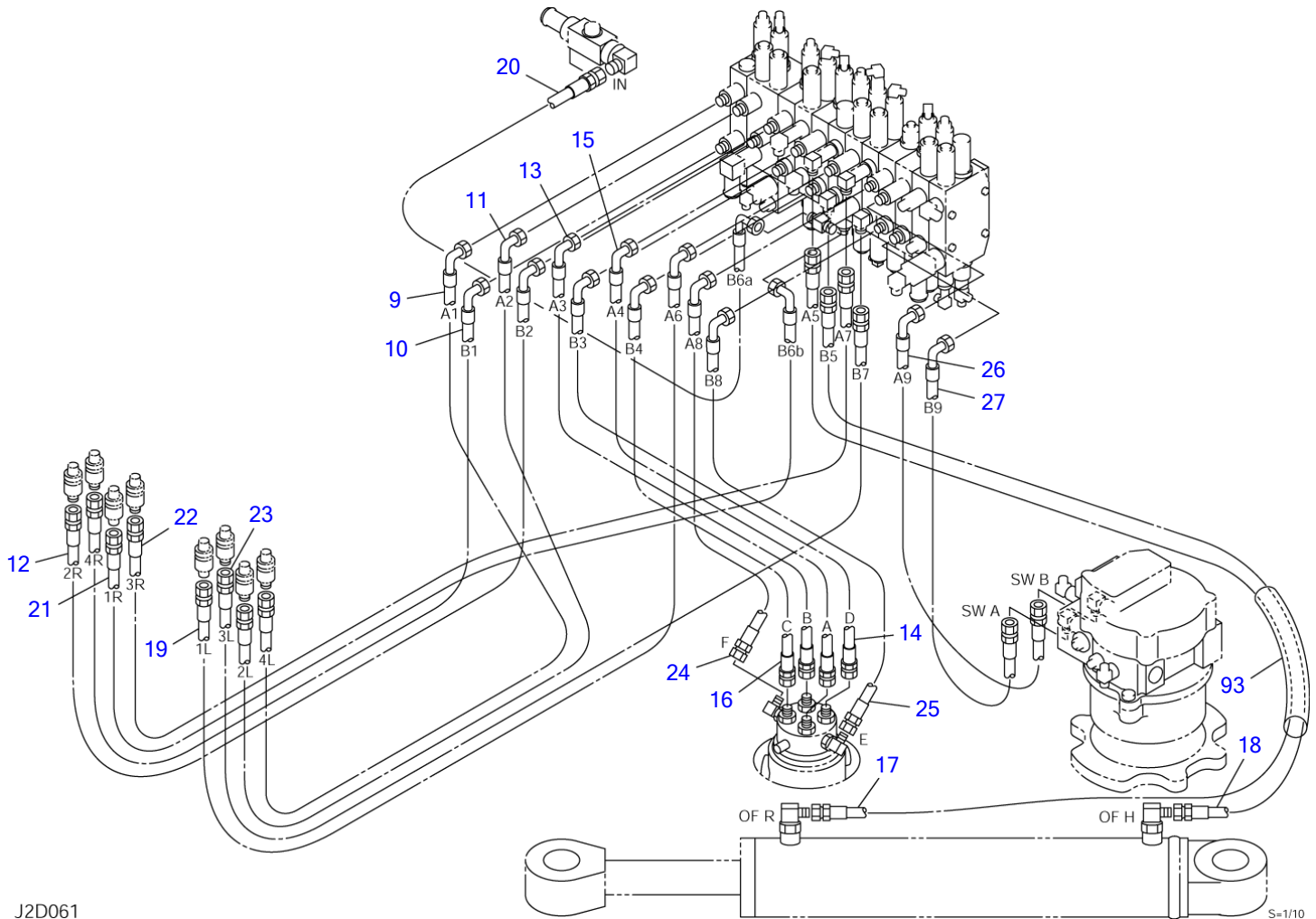


J2D052

S=1/10

**PIPING; UPPER (2/4)**

Item	Part number	Description	Q'ty	Chan.	Serial No.	Serv.	Remarks
		PIPING ASSY, upper					X03970-14000-10
		PIPING ASSY, upper (with 2nd aux. lines)					X03970-13900-10
		PIPING ASSY, upper (with 3rd aux. lines, with air con.)					X03970-13800-10
		PIPING ASSY, upper (with 3rd aux. lines, without air con.)					X03970-14800-10
7	1530525018	HOSE	1				sold by the meter
8	1530525057	HOSE	1				sold by the meter
34	0397014340	HOSE ASSY	1				18010-52105
38	0397014380	HOSE ASSY	1				18010-23053
39	1530525019	HOSE	1				sold by the meter
40	0397014400	HOSE ASSY	1				18010-24023
41	0397014410	HOSE ASSY	1				18010-53090
57	0397014570	HOSE ASSY	1				18010-53095
58	1530525077	HOSE	1				sold by the meter
59	1530525028	HOSE	1				sold by the meter
60	1530547024	HOSE	1				sold by the meter
61	0397014610	PIPE	1				
70	0397014700	PIPE	1				
71	0397014710	HOSE	1				
72	0397014720	HOSE	1				
73	1515012040	ELBOW	1		15820004~1582#		without air con. 23431
	1420010110	• O-RING	1				
74	1533700041	BAND	20				
75	1533700070	BAND	12				
78	1100041025	BOLT	2				
79	1141110008	WASHER	2				
80	1140020008	WASHER, spring	2				
81	1130040008	NUT	2				
82	1651012004	RUBBER, cushion	2				
84	0397014840	HOSE ASSY	1				18010-53120
85	1141110010	WASHER	2				
86	1140020010	WASHER, spring	2				
88	0397014880	HOSE ASSY (18010-52175)	1		15820004~1582#		without air con. 23431
89	1515600200	ADAPTOR	1		15820004~1582#		with 1st aux. lines
	1420010110	• O-RING	1				
92	1531645015	PROTECTOR	1				sold by the meter
	J2d053						

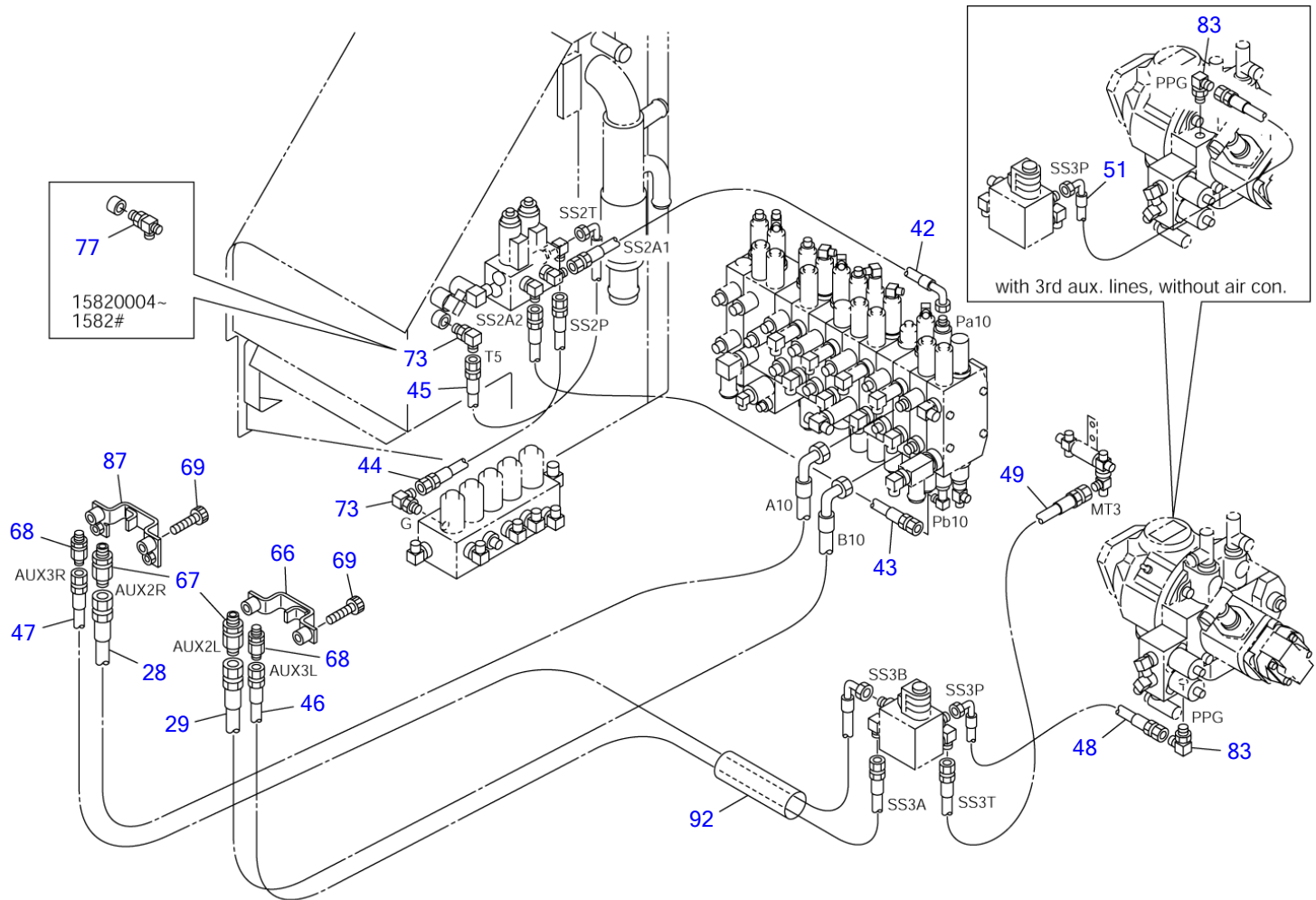


J2D061

S=1/10

Item	Part number	DESCRIPTION	Q'ty	Chan.	Serial No.	Serv.	Remarks
		<b>PIPING; UPPER (3/4)</b>					
		PIPING ASSY, upper					X03970-14000-10
		PIPING ASSY, upper (with 2nd aux. lines)					X03970-13900-10
		PIPING ASSY, upper (with 3rd aux. lines, with air con.)					X03970-13800-10
		PIPING ASSY, upper (with 3rd aux. lines, without air con.)					X03970-14800-10
9	<b>0397014090</b>	HOSE ASSY	1				18019-41215
10	<b>0397014100</b>	HOSE ASSY	1				18019-41175
11	<b>0397014110</b>	HOSE ASSY	1				18019-41220
12	<b>0397014120</b>	HOSE ASSY	1				18019-41175
13	<b>0397014130</b>	HOSE ASSY	1				18019-41070
14	<b>0397014140</b>	HOSE ASSY	1				18019-41070
15	<b>0397014150</b>	HOSE ASSY	1				18019-41065
16	<b>0397014160</b>	HOSE ASSY	1				18019-41060
17	<b>0397014170</b>	HOSE ASSY	1				18019-20195
18	<b>0397014180</b>	HOSE ASSY	1				18019-20135
19	<b>0397014190</b>	HOSE ASSY	1				18019-41195
20	<b>0397014200</b>	HOSE ASSY	1				18015-41043
21	<b>0397014210</b>	HOSE ASSY	1				18019-41175
22	<b>0397014220</b>	HOSE ASSY	1				18019-40180
23	<b>0397014230</b>	HOSE ASSY	1				18019-40195
24	<b>0397014240</b>	HOSE ASSY	1				18019-21065
25	<b>0397014250</b>	HOSE ASSY	1				18019-21065
26	<b>0397014260</b>	HOSE ASSY	1				18028-41070
27	<b>0397014270</b>	HOSE ASSY	1				18028-41068
93	<b>1531335033</b>	PROTECTOR	1				sold by the meter
	<b>J2d063</b>						

TB153FR Book No. BJ2Z004 S/N 15820004-  
 PIPING; UPPER (4/4) (with 2nd & 3rd aux. lines)



J2D073

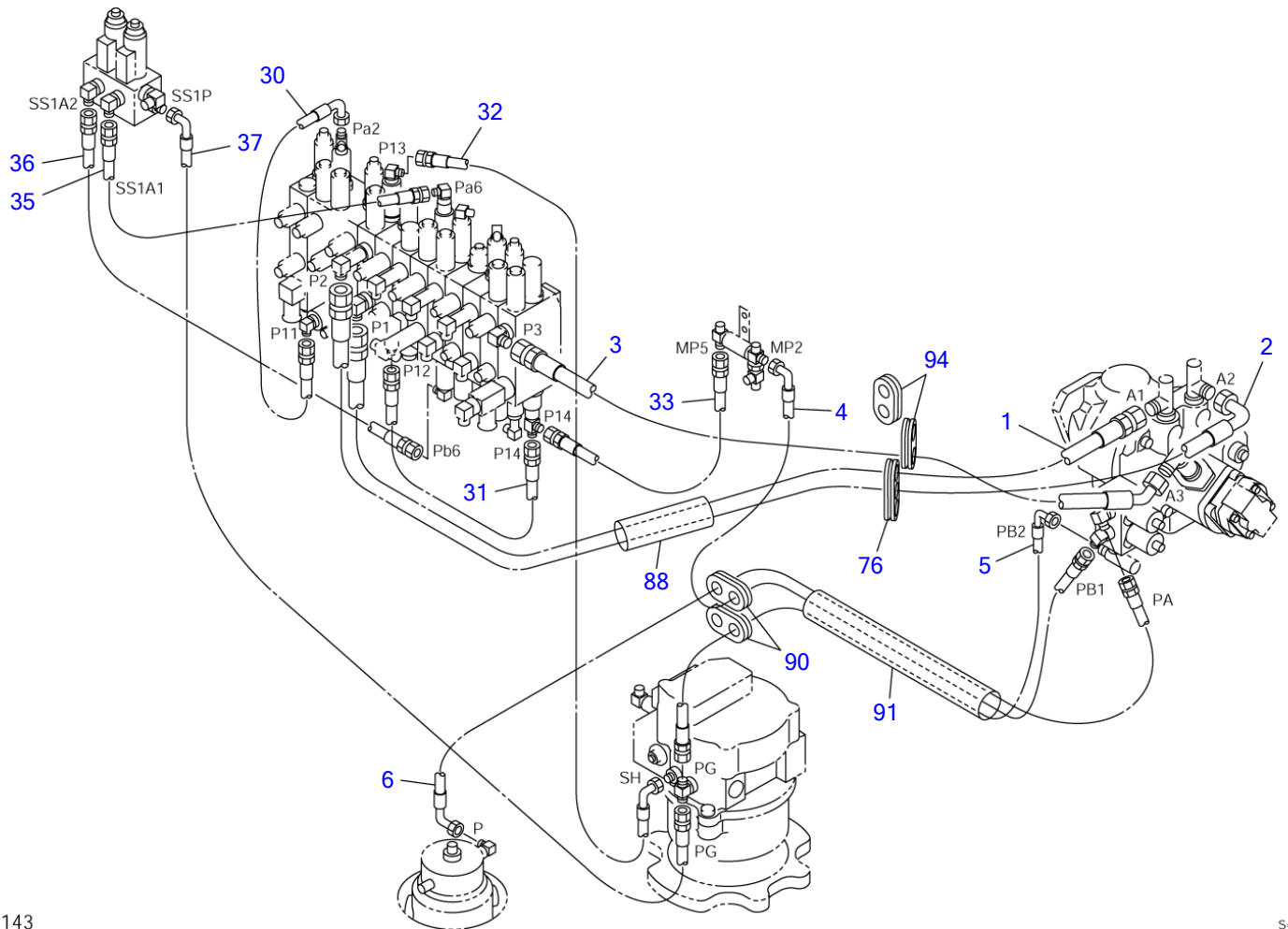
S=1/10

**PIPING; UPPER (4/4) (with 2nd & 3rd aux. lines)**

Item	Part number	Description	Q'ty	Chan.	Serial No.	Serv.	Remarks
		PIPING ASSY, upper (with 2nd aux. lines)					X03970-13900-10
		PIPING ASSY, upper (with 3rd aux. lines, with air con.)					X03970-13800-10
		PIPING ASSY, upper (with 3rd aux. lines, without air con.)					X03970-14800-10
28	<b>0397014280</b>	HOSE ASSY	1				18019-41160
29	<b>0397014290</b>	HOSE ASSY	1				18019-41175
42	<b>0397014420</b>	HOSE ASSY	1				18010-52070
43	<b>0397014430</b>	HOSE ASSY	1				18010-22100
44	<b>0397014440</b>	HOSE ASSY	1				18010-52033
45	<b>0397014450</b>	HOSE ASSY	1				18010-52040
46	<b>0397014460</b>	HOSE ASSY (with 3rd aux. lines)	1				18010-22175
47	<b>0397014470</b>	HOSE ASSY (with 3rd aux. lines)	1				18010-52195
48	<b>0397014480</b>	HOSE ASSY (with 3rd aux. lines, with air con.)	1				18010-52045
49	<b>0397014490</b>	HOSE ASSY (with 3rd aux. lines)	1				18010-22090
51	<b>0397014810</b>	HOSE ASSY (with 3rd aux. lines, without air con.)	1			M	18010-52063
66	<b>0397014670</b>	CLAMP	1				
67	<b>1514011104</b>	ADAPTOR	2				
68	<b>1514011102</b>	ADAPTOR (with 3rd aux. lines)	2				
69	<b>1110041050</b>	SCREW, cap	4				
73	<b>1515012040</b>	ELBOW	2				
	<b>1420010110</b>	• O-RING	1				
77	<b>1512370011</b>	TEE	1		15820004~1582#		23431
	<b>1420010110</b>	• O-RING	1				
83	<b>1512370015</b>	ELBOW (with 3rd aux. lines)	1				
	<b>1420010080</b>	• O-RING	1				
87	<b>0397014680</b>	CLAMP	1				
92	<b>1531645015</b>	PROTECTOR	1				sold by the meter

**J2d073**

TB153FR Book No. BJ2Z004 S/N 15820004-  
PIPING; UPPER (1/4) (1st aux. proportional cont.)



J2D143

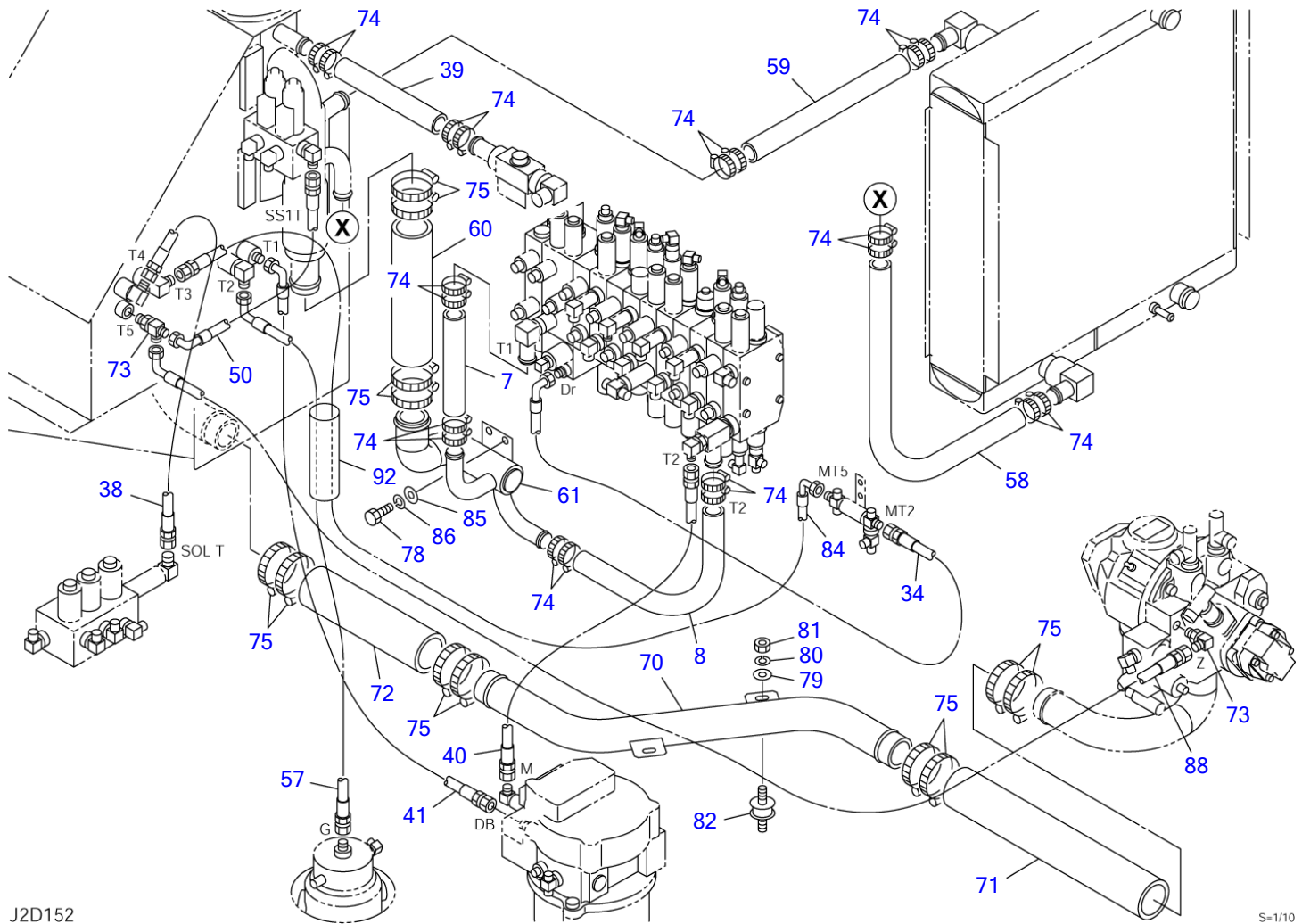
S=1/10



**PIPING; UPPER (1/4) (1st aux. proportional cont.)**

Item	Part number	Description	Q'ty	Chan.	Serial No.	Serv.	Remarks
		PIPING ASSY, upper					X03970-15100-6
		PIPING ASSY, upper (with 2nd aux. lines)					X03970-15200-6
		PIPING ASSY, upper (with 3rd aux. lines, with air con.)					X03970-15300-6
		PIPING ASSY, upper (with 3rd aux. lines, without air con.)					X03970-15400-6
1	<b>0397014010</b>	HOSE ASSY	1				18019-70140
2	<b>0397014020</b>	HOSE ASSY	1				18019-71147
3	<b>0397014030</b>	HOSE ASSY	1				18019-47078
4	<b>0397014040</b>	HOSE ASSY	1				18010-52115
5	<b>0397014050</b>	HOSE ASSY	1				18010-52125
6	<b>0397014060</b>	HOSE ASSY	1				18010-52110
30	<b>0397014300</b>	HOSE ASSY	1				18010-52070
31	<b>0397014310</b>	HOSE ASSY	1				18010-22060
32	<b>0397014320</b>	HOSE ASSY	1				18010-52085
33	<b>0397014330</b>	HOSE ASSY	1				18010-22035
35	<b>0397015110</b>	HOSE ASSY	1				18010-22040
36	<b>0397015120</b>	HOSE ASSY	1				18010-22085
37	<b>0397015130</b>	HOSE ASSY	1				18010-52105
76	<b>0097022400</b>	GUARD	1				
88	<b>1531350033</b>	PROTECTOR	1			M	sold by the meter
90	<b>0097210300</b>	GUARD	2				
91	<b>1531645045</b>	PROTECTOR	1				sold by the meter
94	<b>0337017300</b>	GUARD	2				
	<b>J2d143</b>						

TB153FR Book No. BJ2Z004 S/N 15820004-  
PIPING; UPPER (2/4) (1st aux. proportional cont.)



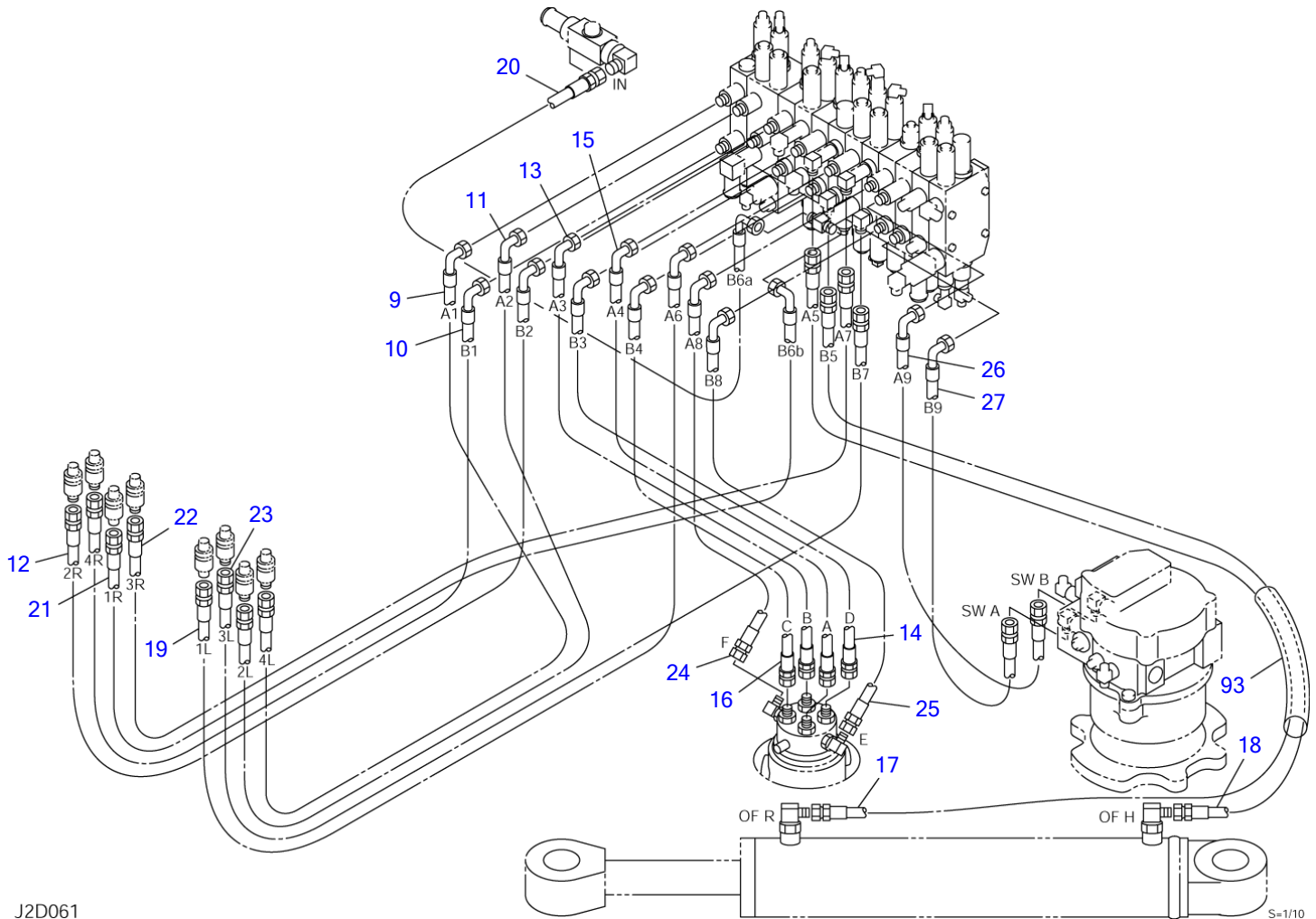
J2D152

S=1/10

**PIPING; UPPER (2/4) (1st aux. proportional cont.)**

Item	Part number	Description	Q'ty	Chan.	Serial No.	Serv.	Remarks
		PIPING ASSY, upper					X03970-15100-6
		PIPING ASSY, upper (with 2nd aux. lines)					X03970-15200-6
		PIPING ASSY, upper (with 3rd aux. lines, with air con.)					X03970-15300-6
		PIPING ASSY, upper (with 3rd aux. lines, without air con.)					X03970-15400-6
7	1530525018	HOSE	1				sold by the meter
8	1530525057	HOSE	1				sold by the meter
34	0397014340	HOSE ASSY	1				18010-52105
38	0397014380	HOSE ASSY	1				18010-23053
39	1530525019	HOSE	1				sold by the meter
40	0397014400	HOSE ASSY	1				18010-24023
41	0397014410	HOSE ASSY	1				18010-53090
50	0397015150	HOSE ASSY	1				18010-52040
57	0397014570	HOSE ASSY	1				18010-53095
58	1530525077	HOSE	1				sold by the meter
59	1530525028	HOSE	1				sold by the meter
60	1530547024	HOSE	1				sold by the meter
61	0397014610	PIPE	1				
70	0397014700	PIPE	1				
71	0397014710	HOSE	1				
72	0397014720	HOSE	1				
73	1512370011	TEE	2				
	1420010110	• O-RING	1				
74	1533700041	BAND	20				
75	1533700070	BAND	12				
78	1100041025	BOLT	2				
79	1141110008	WASHER	2				
80	1140020008	WASHER, spring	2				
81	1130040008	NUT	2				
82	1651012004	RUBBER, cushion	2				
84	0397014840	HOSE ASSY	1				18010-53120
85	1141110010	WASHER	2				
86	1140020010	WASHER, spring	2				
88	0397014880	HOSE ASSY (18010-52175)	1		15820004~1582#		without air con. 23431
92	1531645015 J2d153	PROTECTOR	1				sold by the meter

TB153FR Book No. BJ2Z004 S/N 15820004-  
PIPING; UPPER (3/4) (1st aux. proportional cont.)



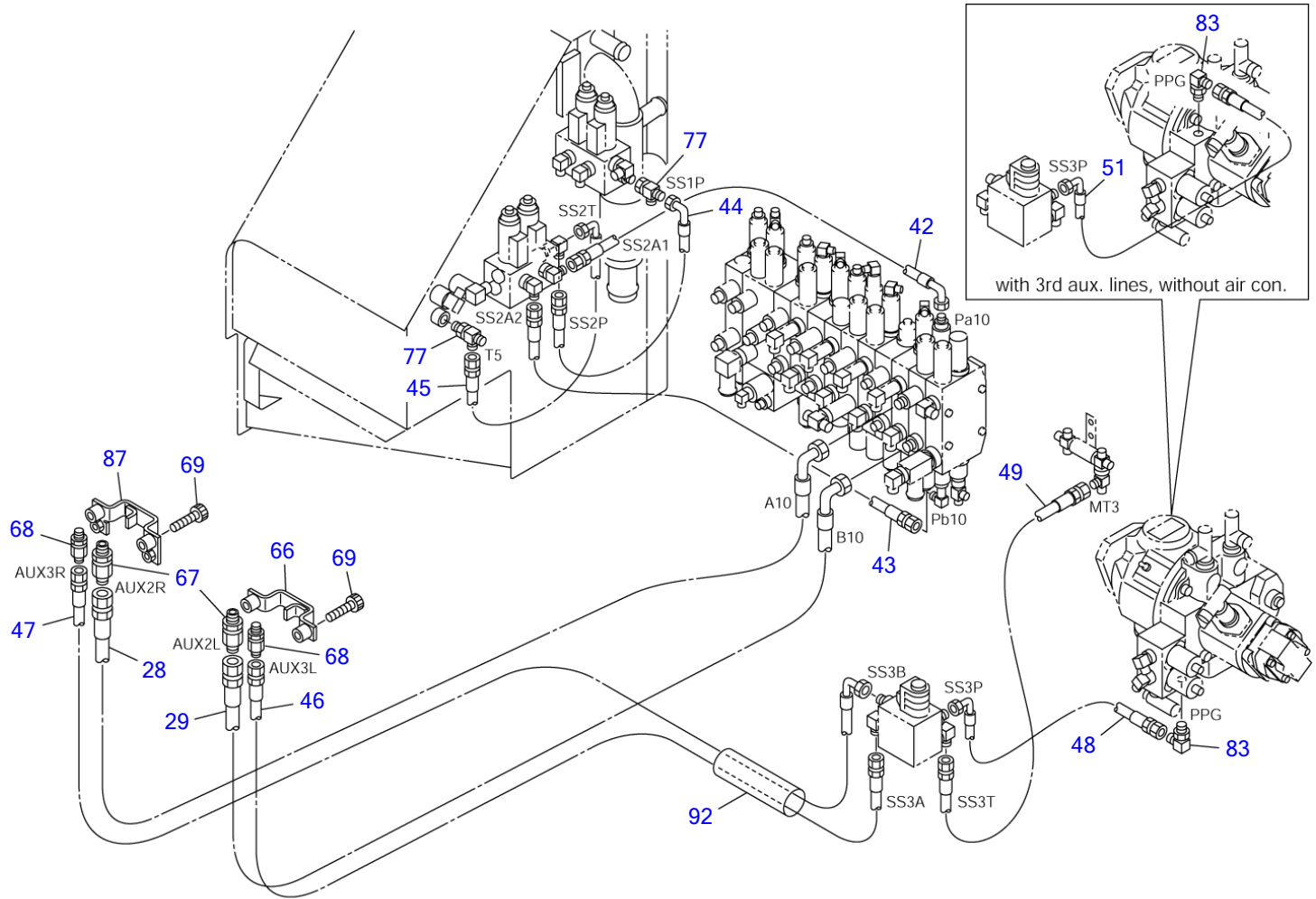
J2D061

S=1/10

**PIPING; UPPER (3/4) (1st aux. proportional cont.)**

Item	Part number	Description	Q'ty	Chan.	Serial No.	Serv.	Remarks
		PIPING ASSY, upper					X03970-15100-6
		PIPING ASSY, upper (with 2nd aux. lines)					X03970-15200-6
		PIPING ASSY, upper (with 3rd aux. lines, with air con.)					X03970-15300-6
		PIPING ASSY, upper (with 3rd aux. lines, without air con.)					X03970-15400-6
9	<b>0397014090</b>	HOSE ASSY	1				18019-41215
10	<b>0397014100</b>	HOSE ASSY	1				18019-41175
11	<b>0397014110</b>	HOSE ASSY	1				18019-41220
12	<b>0397014120</b>	HOSE ASSY	1				18019-41175
13	<b>0397014130</b>	HOSE ASSY	1				18019-41070
14	<b>0397014140</b>	HOSE ASSY	1				18019-41070
15	<b>0397014150</b>	HOSE ASSY	1				18019-41065
16	<b>0397014160</b>	HOSE ASSY	1				18019-41060
17	<b>0397014170</b>	HOSE ASSY	1				18019-20195
18	<b>0397014180</b>	HOSE ASSY	1				18019-20135
19	<b>0397014190</b>	HOSE ASSY	1				18019-41195
20	<b>0397014200</b>	HOSE ASSY	1				18015-41043
21	<b>0397014210</b>	HOSE ASSY	1				18019-41175
22	<b>0397014220</b>	HOSE ASSY	1				18019-40180
23	<b>0397014230</b>	HOSE ASSY	1				18019-40195
24	<b>0397014240</b>	HOSE ASSY	1				18019-21065
25	<b>0397014250</b>	HOSE ASSY	1				18019-21065
26	<b>0397014260</b>	HOSE ASSY	1				18028-41070
27	<b>0397014270</b>	HOSE ASSY	1				18028-41068
93	<b>1531335033</b>	PROTECTOR	1				sold by the meter
	<b>J2d163</b>						

TB153FR Book No. BJ2Z004 S/N 15820004-  
 PIPING; UPPER (4/4) (1st aux. proportional cont., with 2nd & 3rd aux. lines)



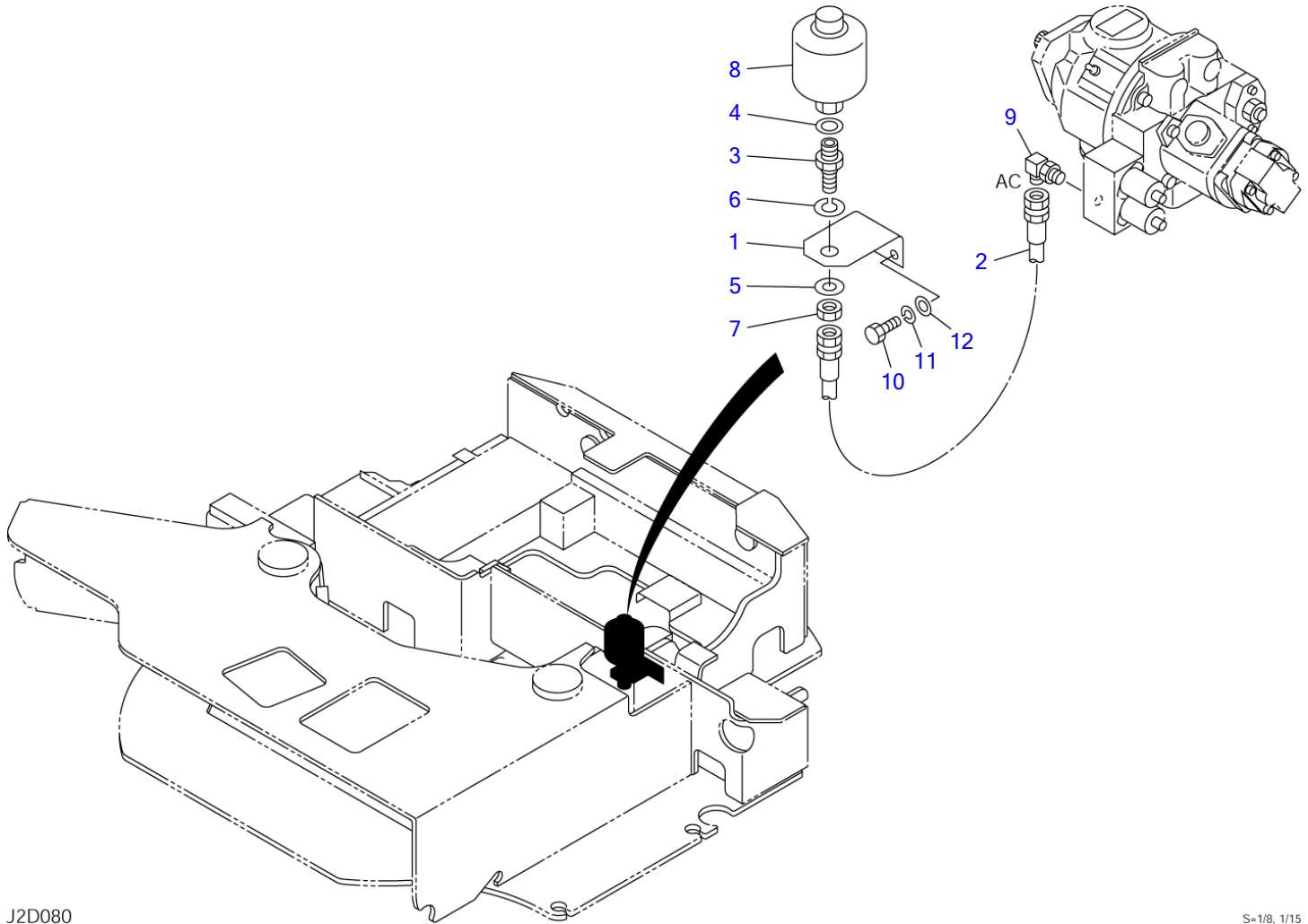
J2D172

S=1/10

**PIPING; UPPER (4/4) (1st aux. proportional cont., with 2nd & 3rd aux. lines)**

Item	Part number	Description	Q'ty	Chan.	Serial No.	Serv.	Remarks
		PIPING ASSY, upper (with 2nd aux. lines)					X03970-15200-6
		PIPING ASSY, upper (with 3rd aux. lines, with air con.)					X03970-15300-6
		PIPING ASSY, upper (with 3rd aux. lines, without air con.)					X03970-15400-6
28	<b>0397014280</b>	HOSE ASSY	1				18019-41160
29	<b>0397014290</b>	HOSE ASSY	1				18019-41175
42	<b>0397014420</b>	HOSE ASSY	1				18010-52070
43	<b>0397014430</b>	HOSE ASSY	1				18010-22100
44	<b>0397015140</b>	HOSE ASSY	1				18010-52030
45	<b>0397014450</b>	HOSE ASSY	1				18010-52040
46	<b>0397014460</b>	HOSE ASSY (with 3rd aux. lines)	1				18010-22175
47	<b>0397014470</b>	HOSE ASSY (with 3rd aux. lines)	1				18010-52195
48	<b>0397014480</b>	HOSE ASSY (with 3rd aux. lines, with air con.)	1				18010-52045
49	<b>0397014490</b>	HOSE ASSY (with 3rd aux. lines)	1				18010-22090
51	<b>0397014810</b>	HOSE ASSY (with 3rd aux. lines, without air con.)	1			M	18010-52063
66	<b>0397014670</b>	CLAMP	1				
67	<b>1514011104</b>	ADAPTOR	2				
68	<b>1514011102</b>	ADAPTOR (with 3rd aux. lines)	2				
69	<b>1110041050</b>	SCREW, cap	4				
77	<b>1513390015</b>	TEE	2				
83	<b>1512370015</b>	ELBOW (with 3rd aux. lines)	1				
	<b>1420010080</b>	- O-RING	1				
87	<b>0397014680</b>	CLAMP	1				
92	<b>1531645015</b>	PROTECTOR	1				sold by the meter
	<b>J2d173</b>						

TB153FR Book No. BJ2Z004 S/N 15820004-  
ACCUMULATOR



J2D080

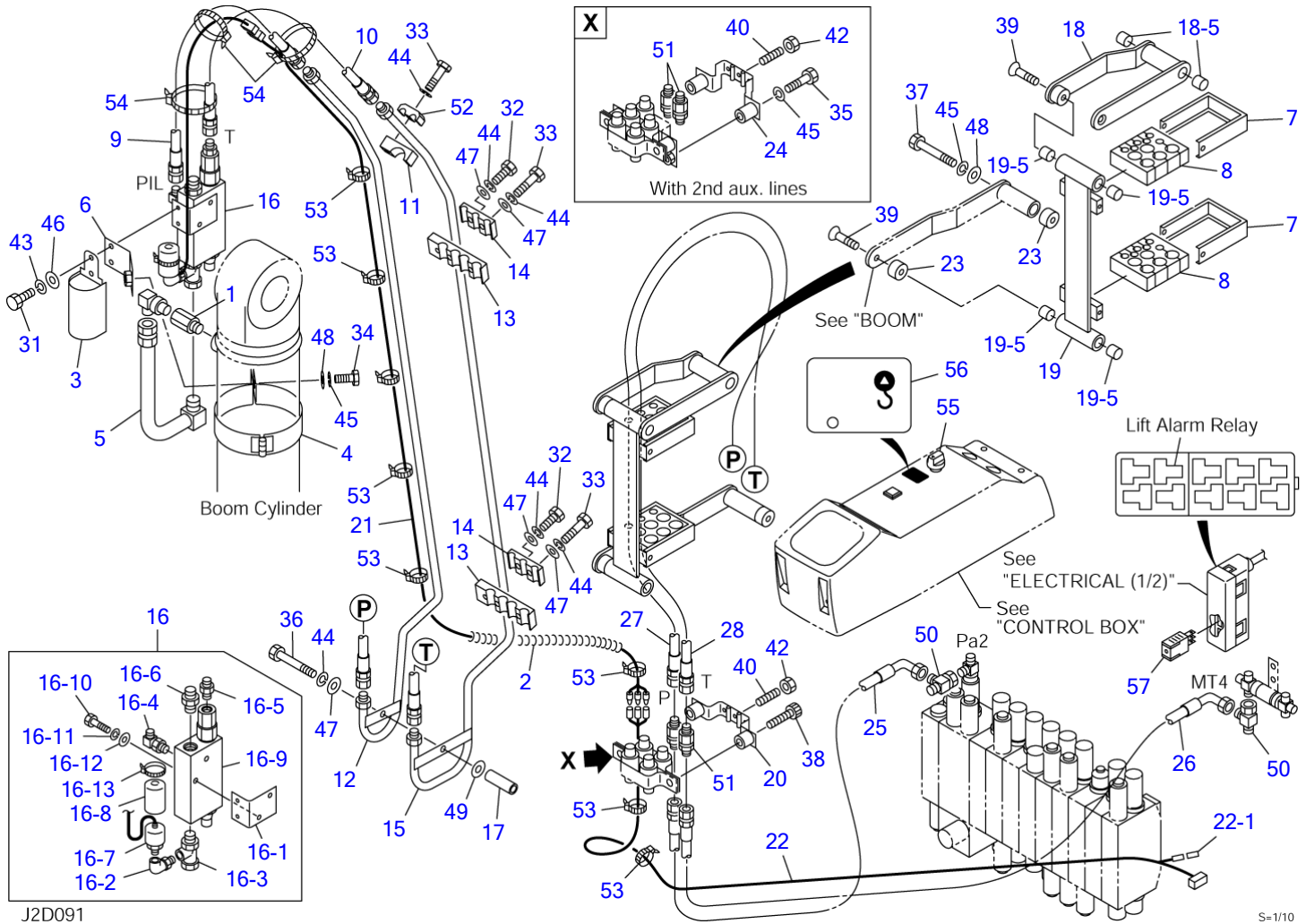
S=1/8, 1/15



**ACCUMULATOR**

Item	Part number	Description	Q'ty	Chan.	Serial No.	Serv.	Remarks
0	<b>0395022400</b>	ACCUMULATOR ASSY	1				X03950-22400-0
1	<b>0395022410</b>	▪ BRACKET	1				
2	<b>0395022420</b>	▪ HOSE ASSY	1				18010-23038
3	<b>0007200222</b>	▪ ADAPTOR	1				
4	<b>1432160004</b>	▪ SEAL	1				
5	<b>1141110016</b>	▪ WASHER	1				
6	<b>1140020020</b>	▪ WASHER, spring	1				
7	<b>0007200154</b>	▪ NUT	1				
8	<b>1552200020</b>	▪ ACCUMULATOR	1				
9	<b>1515010130</b>	▪ ELBOW	1				
	<b>1420010110</b>	▪ ▪ O-RING	1				
10	<b>1100041025</b>	▪ BOLT	2				
11	<b>1140020010</b>	▪ WASHER, spring	2				
12	<b>1141110010</b>	▪ WASHER	2				
	<b>J2d080</b>						

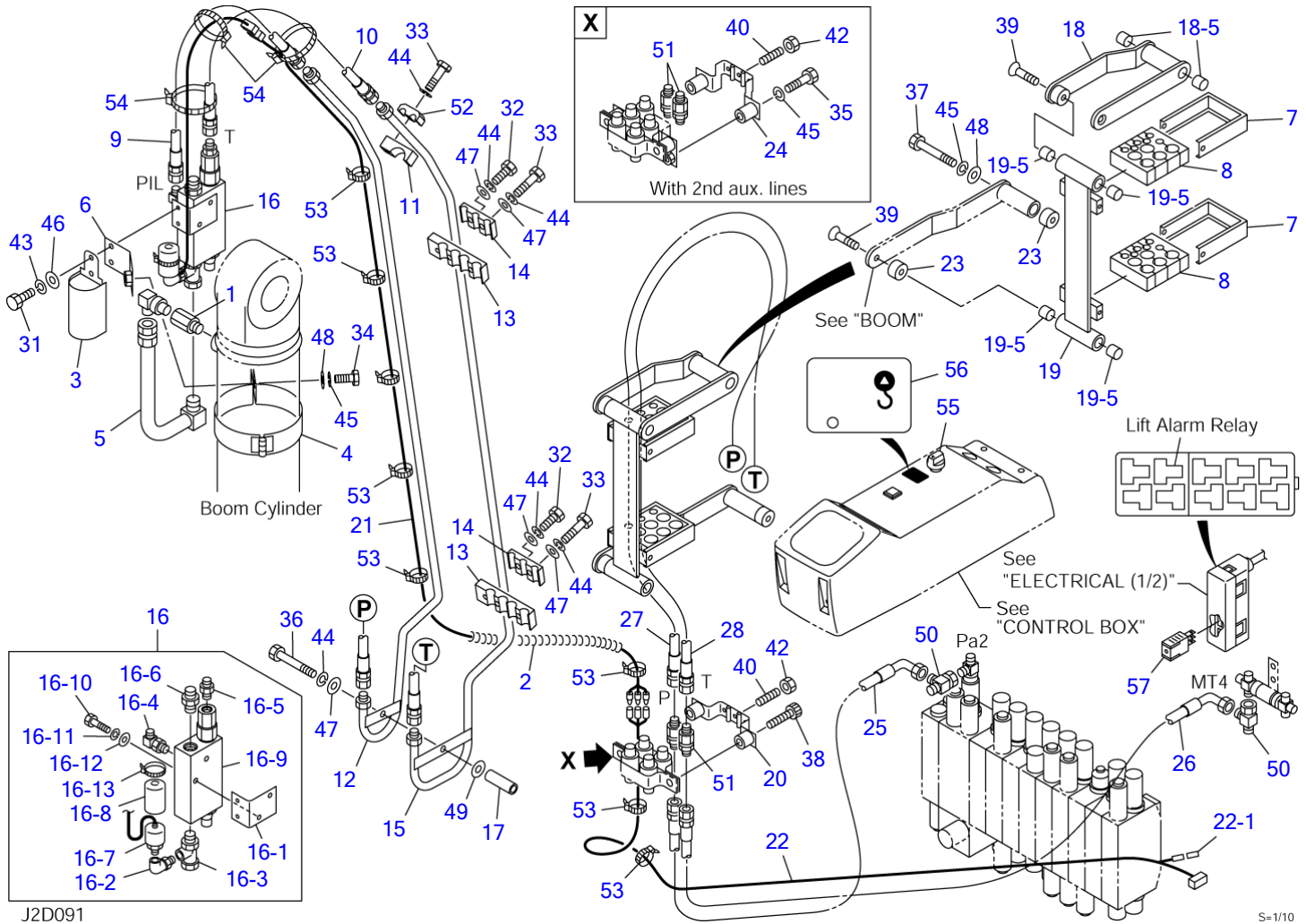
TB153FR Book No. BJ2Z004 S/N 15820004-  
**BOOM EMERGENCY SHUT-OFF VALVE**



**BOOM EMERGENCY SHUT-OFF VALVE**

Item	Part number	Description	Q'ty	Chan.	Serial No.	Serv.	Remarks
0	<b>0395024000</b>	VALVE ASSY, emergency shut-off (with 1st aux. lines)	1				X03950-24000-3
	<b>0395024100</b>	VALVE ASSY, emergency shut-off (with 2nd & 3rd aux. lines)	1				X03950-24100-3
	<b>0395024200</b>	VALVE ASSY, emergency shut-off (with 1st aux. lines & arm shut-off valve)	1				X03950-24200-3
	<b>0395024300</b>	VALVE ASSY, emergency shut-off (with 2nd & 3rd aux. lines & arm shut-off valve)	1				X03950-24300-3
1	<b>0007213010</b>	• BUSHING	1				
	<b>1420010180</b>	• • O-RING	1				
2	<b>0394216980</b>	• SPRING	1				
3	<b>0395009620</b>	• COVER	1				
4	<b>0395010810</b>	• CLAMP	1				
5	<b>0395012710</b>	• PIPE	1				
6	<b>0395012740</b>	• PLATE	1				
7	<b>0395012770</b>	• HOLDER	2				
8	<b>0397324660</b>	• RUBBER	2				
9	<b>0395012840</b>	• HOSE ASSY	1				18010-22072
10	<b>0395012850</b>	• HOSE ASSY	1				18010-22060
11	<b>0395012870</b>	• CLAMP	1				
12	<b>0395012910</b>	• PIPE	1				
13	<b>0395012940</b>	• CLAMP	2				
14	<b>0395012950</b>	• CLAMP	2				
15	<b>0395022010</b>	• PIPE	1				without arm shut-off valve
16	<b>0395022020</b>	• VALVE ASSY, emergency shut-off	1				
16-1	<b>0395009600</b>	• • BRACKET	1				
16-2	<b>1513300022</b>	• • ELBOW	1				
	<b>1420010110</b>	• • • O-RING	1				
16-3	<b>1513390039</b>	• • ADAPTOR	1				
	<b>1420010180</b>	• • • O-RING	1				
16-4	<b>1515012040</b>	• • ELBOW	1				
	<b>1420010110</b>	• • • O-RING	1				
16-5	<b>1515600200</b>	• • ADAPTOR	1				
	<b>1420010110</b>	• • • O-RING	1				
16-6	<b>1515600202</b>	• • ADAPTOR	1				
	<b>1420010180</b>	• • • O-RING	1				
16-7	<b>1700100080</b>	• • SWITCH, pressure	1				
16-8	<b>1700100061</b>	• • COVER	1				
16-9	<b>1901742700</b>	• • VALVE, emergency shut-off	1				
16-10	<b>1100040645</b>	• • BOLT	2				
16-11	<b>1140020006</b>	• • WASHER, spring	2				
16-12	<b>1141110006</b>	• • WASHER	2				
16-13	<b>1652231250</b>	• • BAND	1				
17	<b>0395022030</b>	• PIPE	1				
18	<b>0395022040</b>	• ARM	1				
18-5	<b>1333001515</b>	• • BUSHING	2				
19	<b>0395022050</b>	• LINK, hose	1				
19-5	<b>1333001515</b>	• • BUSHING	4				
20	<b>0395022060</b>	• CLAMP	1				with 1st aux. line
21	<b>0395024030</b>	• HARNESS ASSY	1				
22	<b>0565048060</b>	• HARNESS ASSY	1				
22-1	<b>1730500008</b>	• DIODE (3A yellow)	1				
23	<b>0395022090</b>	• SPACER	2				
24	<b>0395022110</b>	• CLAMP	1				with 2nd & 3rd aux. line
25	<b>0395024010</b>	• HOSE ASSY	1				18010-52200
26	<b>0395024020</b>	• HOSE ASSY	1				18010-52195
27	<b>0395022140</b>	• HOSE ASSY	1				18010-22195
28	<b>0395022150</b>	• HOSE ASSY	1				18010-22190
31	<b>1100040620</b>	• BOLT	2				
32	<b>1100040830</b>	• BOLT	2				
33	<b>1100040855</b>	• BOLT	3				

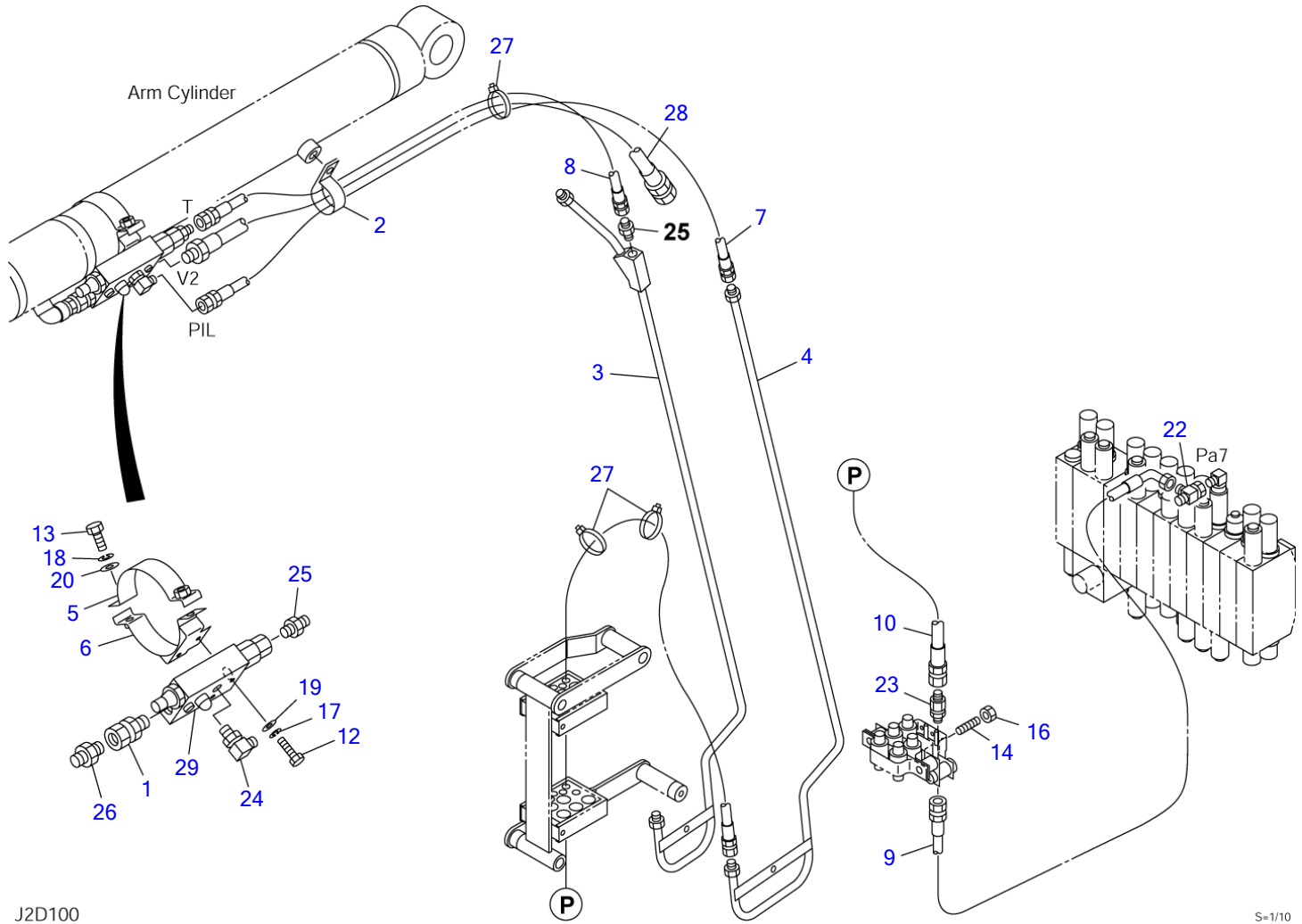
TB153FR Book No. BJ2Z004 S/N 15820004-  
**BOOM EMERGENCY SHUT-OFF VALVE**



**BOOM EMERGENCY SHUT-OFF VALVE**

Item	Part number	Description	Q'ty	Chan.	Serial No.	Serv.	Remarks
34	1100041030	• BOLT	1				
35	1100041050	• BOLT	2				with 2nd & 3rd aux. line
36	1100040880	• BOLT	1				
37	1100141015	• BOLT	1				
38	1110041050	• SCREW, cap	2				with 1st aux. line
39	1120800830	• SCREW	2				
40	1121040616	• SET-SCREW	2				
42	1130040006	• NUT	2				
43	1140020006	• WASHER, spring	2				
44	1140020008	• WASHER, spring	6				
45	1140020010	• WASHER, spring	2				with 1st aux. line
45	1140020010	• WASHER, spring	4				with 2nd & 3rd aux. line
46	1141110006	• WASHER	2				
47	1141110008	• WASHER	5				
48	1141110010	• WASHER	2				
49	1141550008	• WASHER	1				without arm shut-off valve
50	1513390015	• TEE	2				
51	1514011102	• ADAPTOR	2				
52	1534000012	• CLAMP	1				
53	1652201005	• BAND	11				
54	1652201007	• BAND	3				
55	1700000019	• SWITCH, rotary	1				
56	0565017400	• DECAL	1				
57	1711900132	• RELAY	1				12V
	J2d092						

TB153FR Book No. BJ2Z004 S/N 15820004-  
ARM EMERGENCY SHUT-OFF VALVE

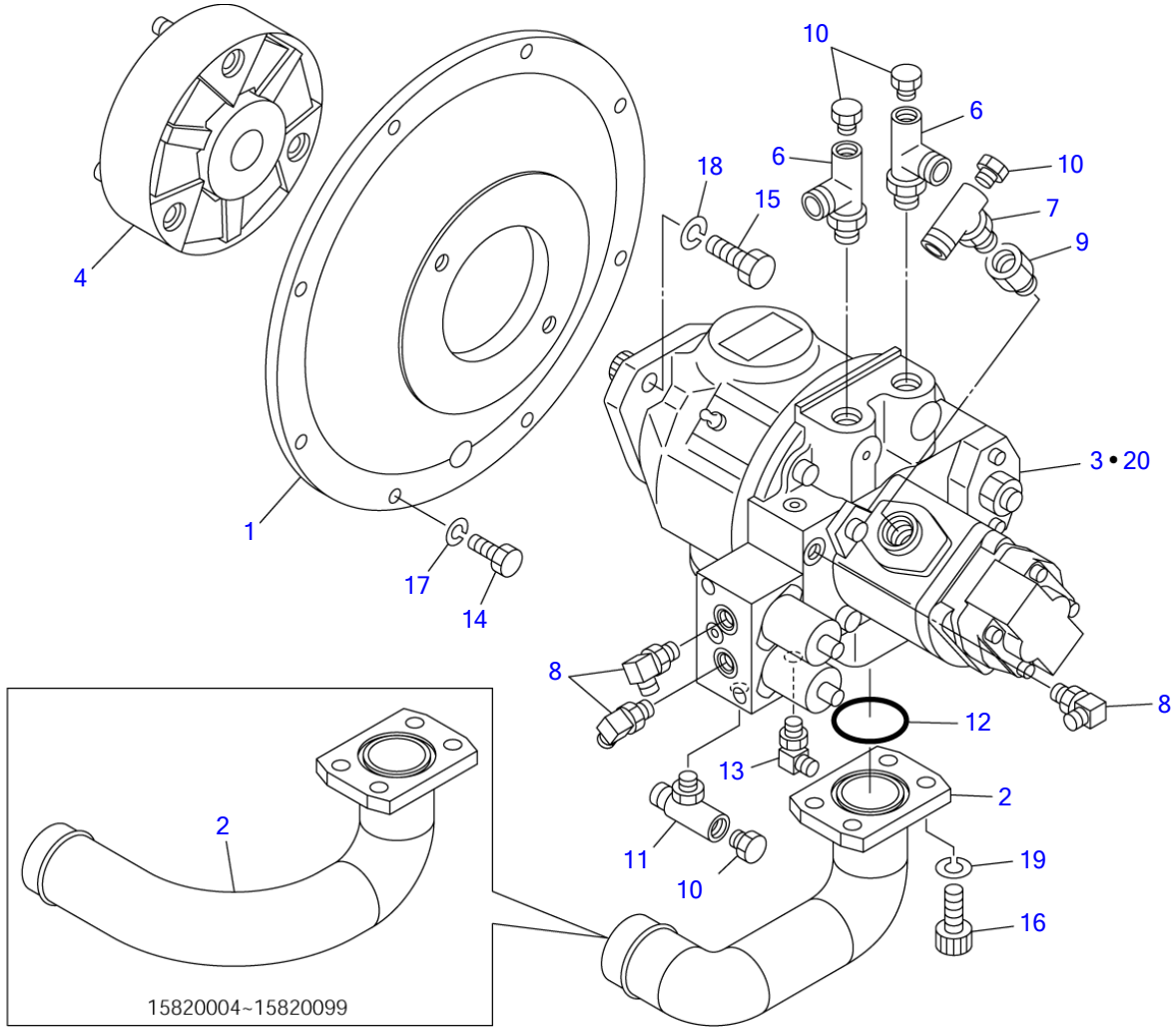


**ARM EMERGENCY SHUT-OFF VALVE**

Item	Part number	Description	Q'ty	Chan.	Serial No.	Serv.	Remarks
0	<b>0395023100</b>	VALVE ASSY, emergency shut-off	1				X03950-23100-1
1	<b>0007236041</b>	· ADAPTOR	1				
	<b>1420010180</b>	· · O-RING	1				
2	<b>0007300030</b>	· CLAMP	1				
3	<b>0395012920</b>	· PIPE	1				
4	<b>0395012930</b>	· PIPE	1				
5	<b>0395013100</b>	· BAND	1				
6	<b>0395013110</b>	· BAND	1				
7	<b>0395013170</b>	· HOSE ASSY	1				18010-22139
8	<b>0395013180</b>	· HOSE ASSY	1				18010-22130
9	<b>0395023190</b>	· HOSE ASSY	1				18010-52210
10	<b>0395022520</b>	· HOSE ASSY	1				18010-22180
12	<b>1100040645</b>	· BOLT	2				
13	<b>1100041035</b>	· BOLT	2				
14	<b>1121040616</b>	· SET-SCREW	1				
16	<b>1130040006</b>	· NUT	1				
17	<b>1140020006</b>	· WASHER, spring	2				
18	<b>1140020010</b>	· WASHER, spring	2				
19	<b>1141110006</b>	· WASHER	2				
20	<b>1141110010</b>	· WASHER	2				
22	<b>1513390015</b>	· TEE	1				
23	<b>1514011102</b>	· ADAPTOR	1				
24	<b>1515012040</b>	· ELBOW	1				
	<b>1420010110</b>	· · O-RING	1				
25	<b>1515600200</b>	· ADAPTOR	2				
	<b>1420010110</b>	· · O-RING	1				
26	<b>1515600202</b>	· ADAPTOR	1				
	<b>1420010180</b>	· · O-RING	1				
27	<b>1652201005</b>	· BAND	3				
28	<b>1801742115</b>	· HOSE ASSY	1				
29	<b>1901742800</b>	· VALVE, emergency shut-off	1				

J2d100

TB153FR Book No. BJ2Z004 S/N 15820004-  
PUMP DRIVE



J2D131

15820004-15820099

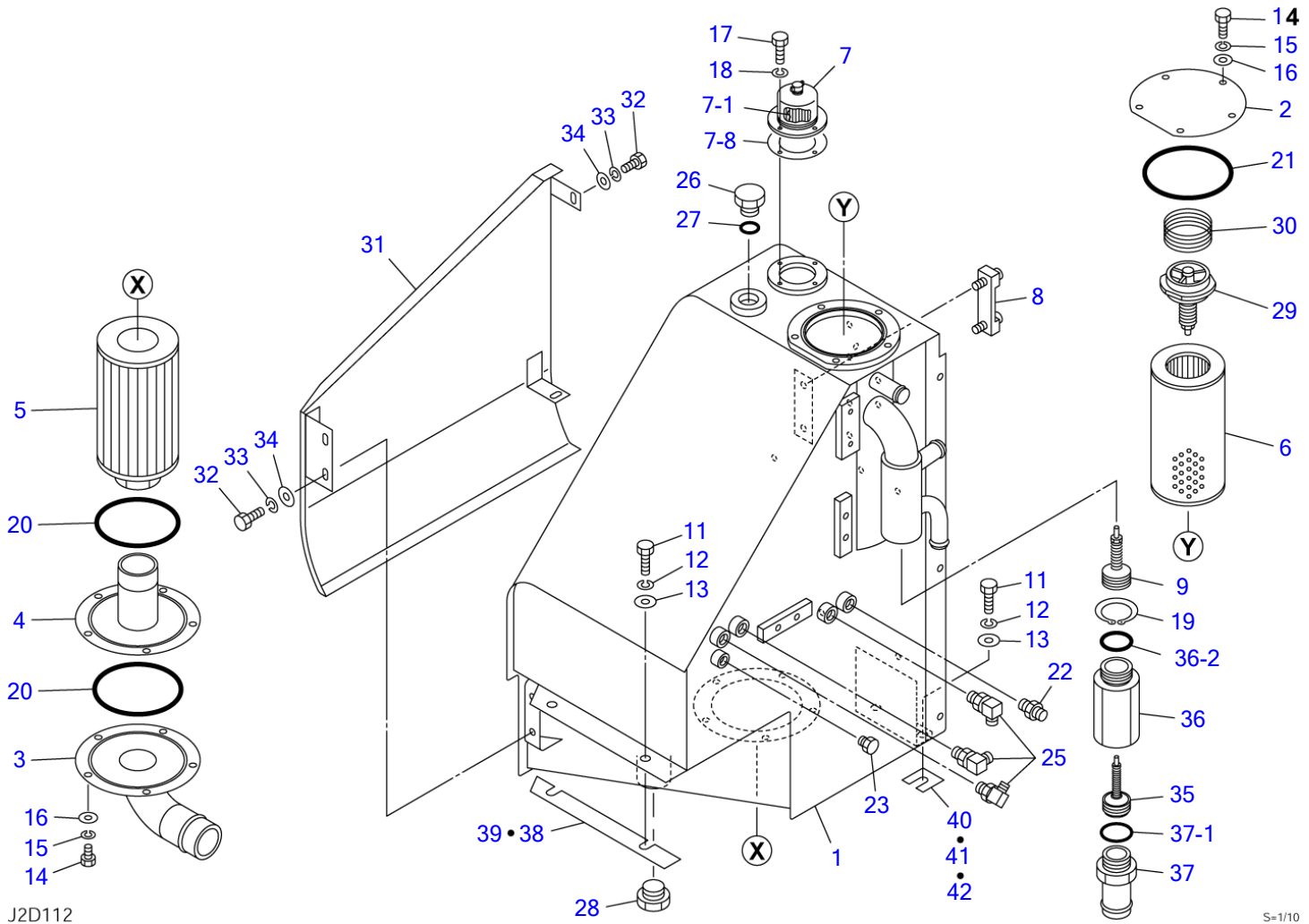
S-1/5



**PUMP DRIVE**

Item	Part number	Description	Q'ty	Chan.	Serial No.	Serv.	Remarks
		PUMP ASSY, drive (with air conditioner)					X03952-09000-3
		PUMP ASSY, drive					X03952-09300-3
1	0395206100	HOUSING	1				
2	0395209150	FLANGE	1		15820004~15820099		
	0395209200	FLANGE	1		15820100~		
3	1902022000	PUMP, hydraulic	1				with air con.
4	1603102500	COUPLING	1				
6	1512340004	ELBOW	2				
	1420010180	· O-RING	1				
7	1513390014	TEE	1				
	1420010180	· O-RING	1				
8	1515012040	ELBOW	2				without air con.
	1515012040	ELBOW	3				with air con.
	1420010110	· O-RING	1				
9	0007213010	BUSHING	1				
	1420010180	· O-RING	1				
10	1501750002	PLUG	4				
	1420010110	· O-RING	1				
11	1513390029	TEE	1				
	1420010110	· O-RING	1				
12	1420100450	O-RING	1				
13	1512370015	ELBOW	1				with air con.
	1420010080	· O-RING	1				
14	1100041025	BOLT	8				
15	1101041230	BOLT	2				
16	1110041230	SCREW, cap	4				
17	1140020010	WASHER, spring	8				
18	1140020012	WASHER, spring	2				
19	1140420012	WASHER, spring	4				
20	1902022600	PUMP, hydraulic	1				without air con.
	J2d131						

TB153FR Book No. BJ2Z004 S/N 15820004-  
HYDRAULIC TANK



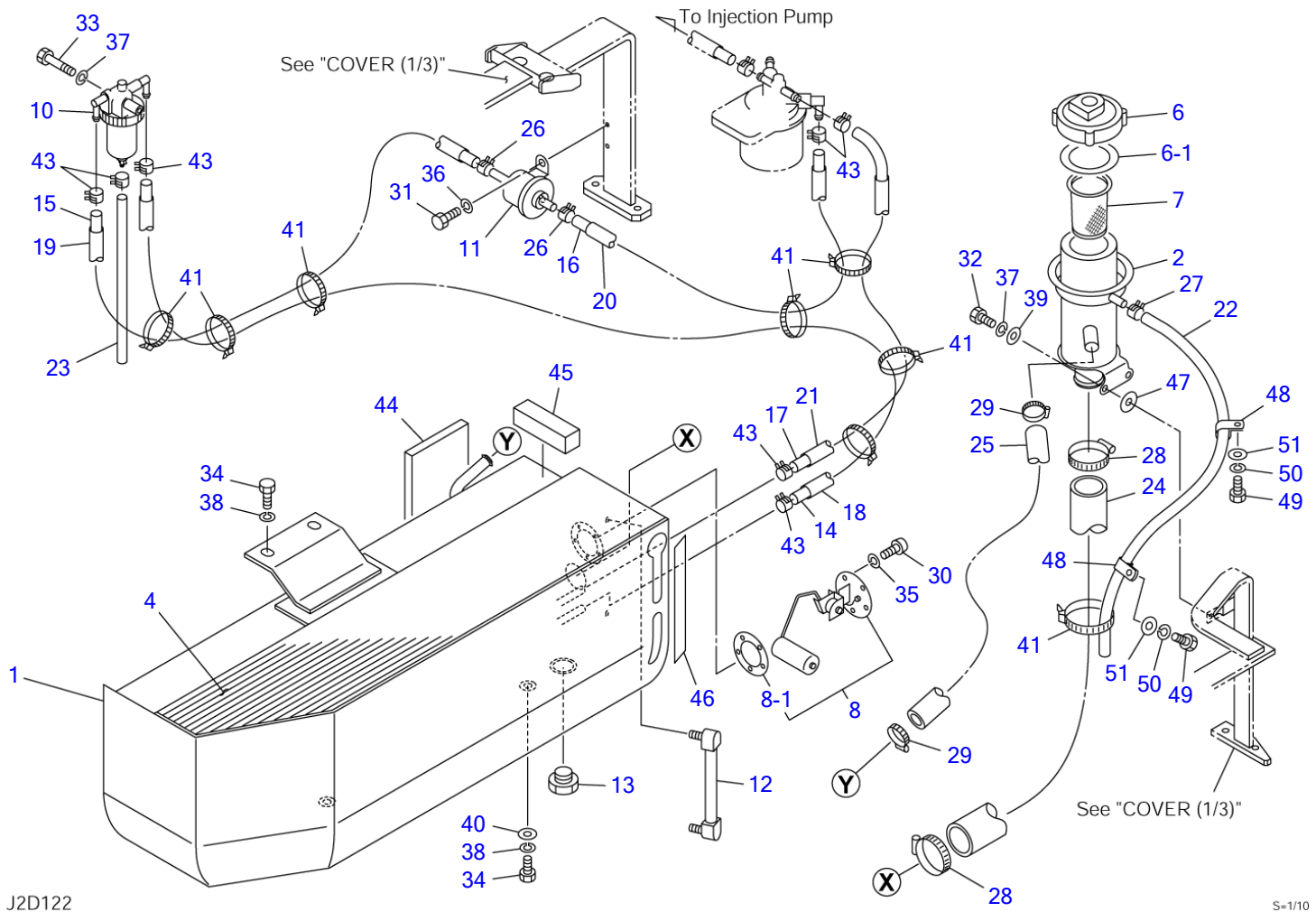
J2D112

S-1/10

**HYDRAULIC TANK**

Item	Part number	Description	Q'ty	Chan.	Serial No.	Serv.	Remarks
		TANK ASSY, hydraulic					X03980-08500-6
1	0398008900	TANK, hydraulic	1		15820004~15820153		
	0398009000	TANK, hydraulic	1		15820154~15820183		
	0398009100	TANK, hydraulic	1	(H)	15820184~		
2	0568035102	COVER	1				
3	0398008550	COVER	1				
4	0568035170	PLATE	1				
5	1550000116	FILTER	1				
6	1551102600	ELEMENT	1				
7	1552000900	BREATHER, air	1				
7-1	1552000902	· ELEMENT	1				
7-8	1552000908	· PACKING	1				
8	1553020685	GAUGE	1				
9	1540141225	VALVE, check	1				
11	1101041225	BOLT	4				
12	1140020012	WASHER, spring	4				
13	1141550012	WASHER	4				
14	1100041020	BOLT	10				
15	1140020010	WASHER, spring	10				
16	1141110010	WASHER	10				
17	1100040614	BOLT	4				
18	1140020006	WASHER, spring	4				
19	1221000047	RING, retaining	1				
20	1420101450	O-RING	2				
21	1420101250	O-RING	1				
22	1515600201	ADAPTOR	1				
	1420010140	· O-RING	1				
23	1501750002	PLUG	1				
	1420010110	· O-RING	1				
25	1515010041	ELBOW	3				
	1420010140	· O-RING	1				
26	0007256006	PLUG	1				
27	1420010290	O-RING	1				
28	1501750010	PLUG	1				
	1420010290	· O-RING	1				
29	1551100300	VALVE ASSY	1				
30	0007000031	SPRING	1				
31	0398008570	COVER	1		15820004~15820183		
	0398009110	COVER	1	(H)	15820184~		
32	1100040820	BOLT	4				
33	1140020008	WASHER, spring	4				
34	0003608252	WASHER	4				
35	1540141210	VALVE, check	1				
36	0398008560	BUSHING	1				
36-2	1420010440	· O-RING	1				
37	0397011140	ADAPTOR	1				
37-1	1420010110	· O-RING	1				
38	0568035138	SHIM	AR				t=1.6mm
39	0568035139	SHIM	AR				t=2.3mm
40	0323054001	SHIM	AR			M	t=1.0mm
41	0323054002	SHIM	AR			M	t=2.3mm
42	0323054003	SHIM	AR			M	t=3.2mm
	J2d112						

TB153FR Book No. BJ2Z004 S/N 15820004-  
FUEL TANK & FUEL PIPING

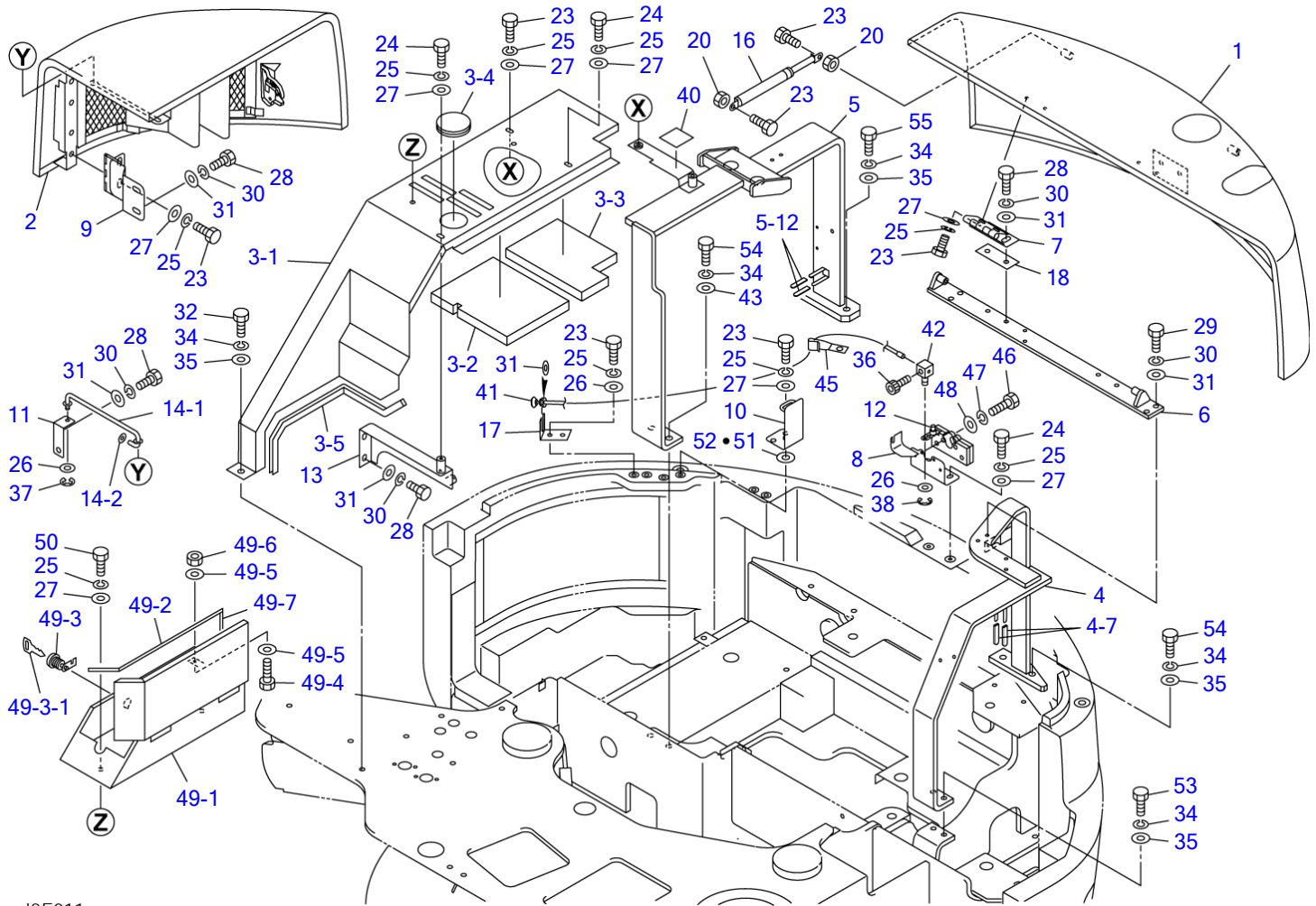


**FUEL TANK & FUEL PIPING**

Item	Part number	Description	Q'ty	Chan.	Serial No.	Serv.	Remarks
		TANK ASSY, fuel					X03981-19500-7
1	0398119400	TANK	1				
2	0398119250	PORT, supply	1				
4	0398119204	SHEET	1				
6	1552100500	CAP	1				
6-1	1552100507	• PACKING	1				
7	1552100320	STRAINER	1				
8	1553202000	UNIT, gauge	1				
8-1	1553200800	• PACKING	1				
10	1910186033	SEPARATOR, water	1				Y129906-55700
11	1910199034	PUMP, feed	1				Y129612-52100
12	1553001250	GAUGE, level	1				
13	1501750006	PLUG	1				
	1420010240	• O-RING	1				
14	1531207210	HOSE	1				sold by the meter
15	1531207075	HOSE	1				sold by the meter
16	1531207068	HOSE	1				sold by the meter
17	1531207130	HOSE	1				sold by the meter
18	1531115200	PROTECTOR	1				sold by the meter
19	1531115065	PROTECTOR	1				sold by the meter
20	1531115058	PROTECTOR	1				sold by the meter
21	1531115125	PROTECTOR	1				sold by the meter
22	1531110090	HOSE	1				sold by the meter
23	1531007020	HOSE	1				sold by the meter
24	1530541131	HOSE	1				sold by the meter
25	1530519110	HOSE	1				sold by the meter
26	1533120012	BAND	2				
27	1533700016	BAND	1				
28	1533700060	BAND	2				
29	1533700028	BAND	2				
30	1120530510	SCREW	5				
31	1100040616	BOLT	2				
32	1100040825	BOLT	2				
33	1100040870	BOLT	1				
34	1101041225	BOLT	4				
35	1140020005	WASHER, spring	5				
36	1140020006	WASHER, spring	2				
37	1140020008	WASHER, spring	3				
38	1140020012	WASHER, spring	4				
39	1141110008	WASHER	2				
40	0003600023	WASHER	2				
41	1652201005	BAND	8				
43	1533120511	BAND	7				
44	0398119544	SPONGE	1				
45	1654341011	SPONGE	1				sold by the meter
46	0339330900	DECAL	1				
47	0003608252	WASHER	2				
48	0007300003	CLAMP	2		15820454~		
49	1100041016	BOLT	2		15820454~		
50	1140020010	WASHER, spring	2		15820454~		
51	1141110010	WASHER	2		15820454~		

J2d122

TB153FR Book No. BJ2Z004 S/N 15820004-  
COVER (1/3) (15820004-15820183)



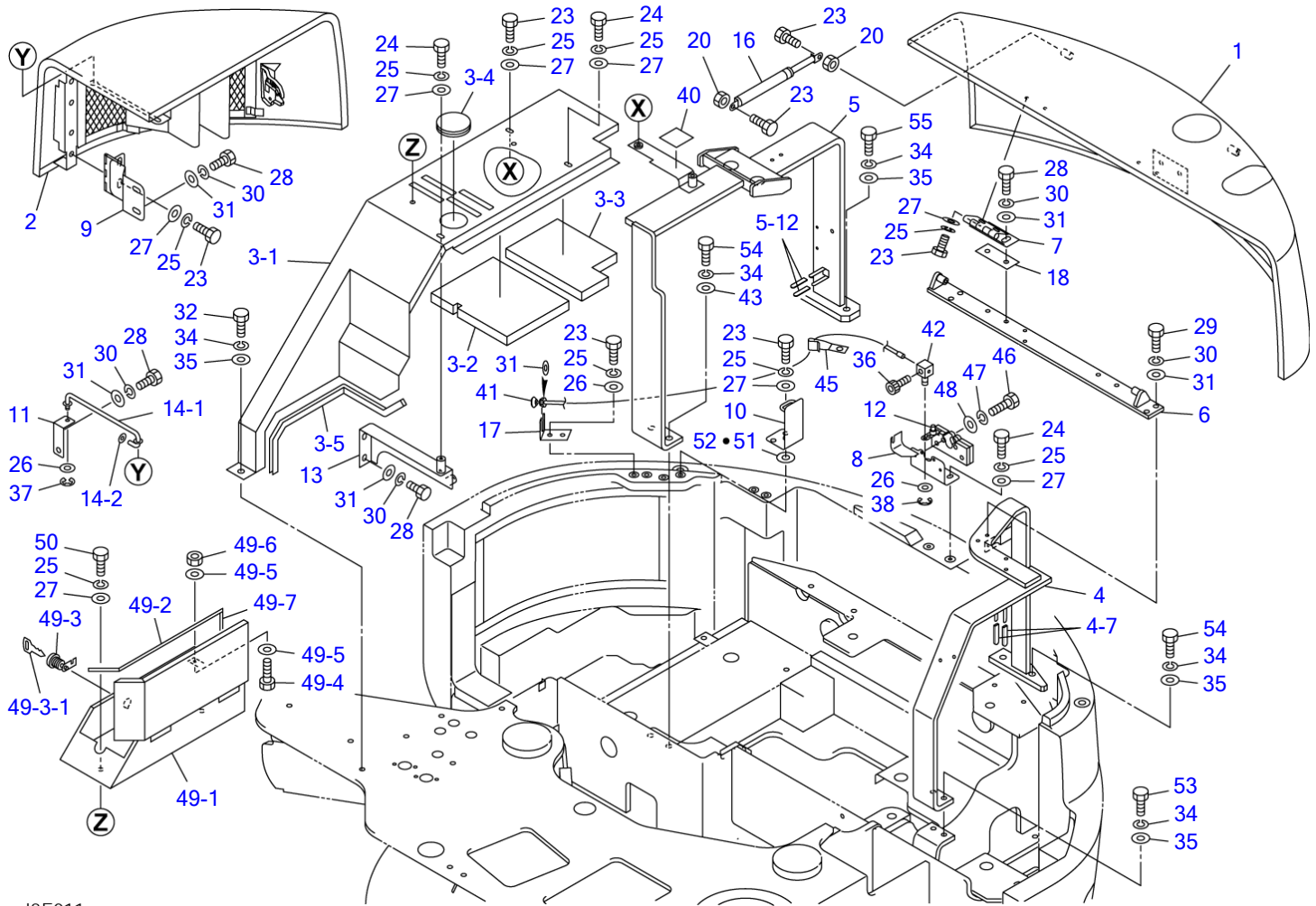
J2E011

S=1/15

**COVER (1/3) (15820004-15820183)**

Item	Part number	Description	Q'ty	Chan.	Serial No.	Serv.	Remarks
		COVER ASSY (cab)					X03982-18000-2
		COVER ASSY (canopy)					X03982-18500-2
1	0398218100	HOOD ASSY, engine (cab) (FRP)	1				see page (2/3)
	0398218600	HOOD ASSY, engine (canopy) (FRP)	1				see page (2/3)
2	0398218200	COVER, side (FRP)	1				see page (3/3)
3	0398216400	COVER ASSY, center	1				
3-1	0398216300	· COVER	1				
3-2	0398216410	· ABSORBENT, noise	1				
3-3	0398216420	· ABSORBENT, noise	1				
3-4	1652060063	· GROMMET	1				
3-5	1654606055	· RUBBER	1				sold by the meter
4	0398216500	BRACKET (L.H.)	1				
4-7	0872433150	· TUBE	4				
5	0398216530	BRACKET (R.H.)	1				
5-12	0872433150	· TUBE	2				
6	0398216550	BRACKET	1				
7	0568253470	HINGE	2				
8	0568256550	BRACKET	1				
9	0398216560	HINGE	2				
10	0568256570	BRACKET	1				
11	0398216570	PLATE	1				
12	1654011300	LOCK	1				
13	0398216580	BRACKET	1		15820004~15820153		
	0398218620	BRACKET	1		15820154~		
14	0398218010	ROD ASSY	1				
14-1	0398218011	· ROD	1				
14-2	0348204682	· WASHER	1				
16	1653900057	DAMPER	1				
17	0568256580	BRACKET	1				
18	0568239520	SHIM	AR				t=1.6mm
20	1130040008	NUT	2				
23	1100040820	BOLT	15				
24	1100040825	BOLT	4				
25	1140020008	WASHER, spring	19				
26	1141110008	WASHER	4				
27	0003608252	WASHER	17				
28	1100041020	BOLT	11				
29	1100041025	BOLT	4				
30	1140020010	WASHER, spring	15				
31	1141110010	WASHER	16				
32	1101041225	BOLT	1				
34	1140020012	WASHER, spring	9				
35	1141110012	WASHER	7				
36	1110040510	WASHER	1				
37	1224010008	RING, retaining	1				
38	1224010006	E-RING	1				
40	1654353006	SPONGE	1				sold by the meter
41	0568225380	ROPE, wire	1				
42	0007900023	PIN	1				
43	0003600136	SHIM	AR				
45	0007300005	CLAMP	1				
46	1100040630	BOLT	4				
47	1140020006	WASHER, spring	4				
48	1141110006	WASHER	4				
49	0398218300	BOX ASSY, tool	1				
49-1	0398218310	· BOX, tool	1				
49-2	0398218320	· RUBBER	1				
49-3	1653612836	· LOCK	1				
49-3-1	1700100019	· KEY	1				
49-4	1100040620	· BOLT	1				
49-5	1141110006	· WASHER	2				
49-6	1130040006	· NUT	1				
49-7	0398218330	· RUBBER	1				
50	1100040830	BOLT	2				
51	0003900049	SPACER	AR				
52	0003900050	SPACER	AR				

TB153FR Book No. BJ2Z004 S/N 15820004-  
COVER (1/3) (15820004-15820183)



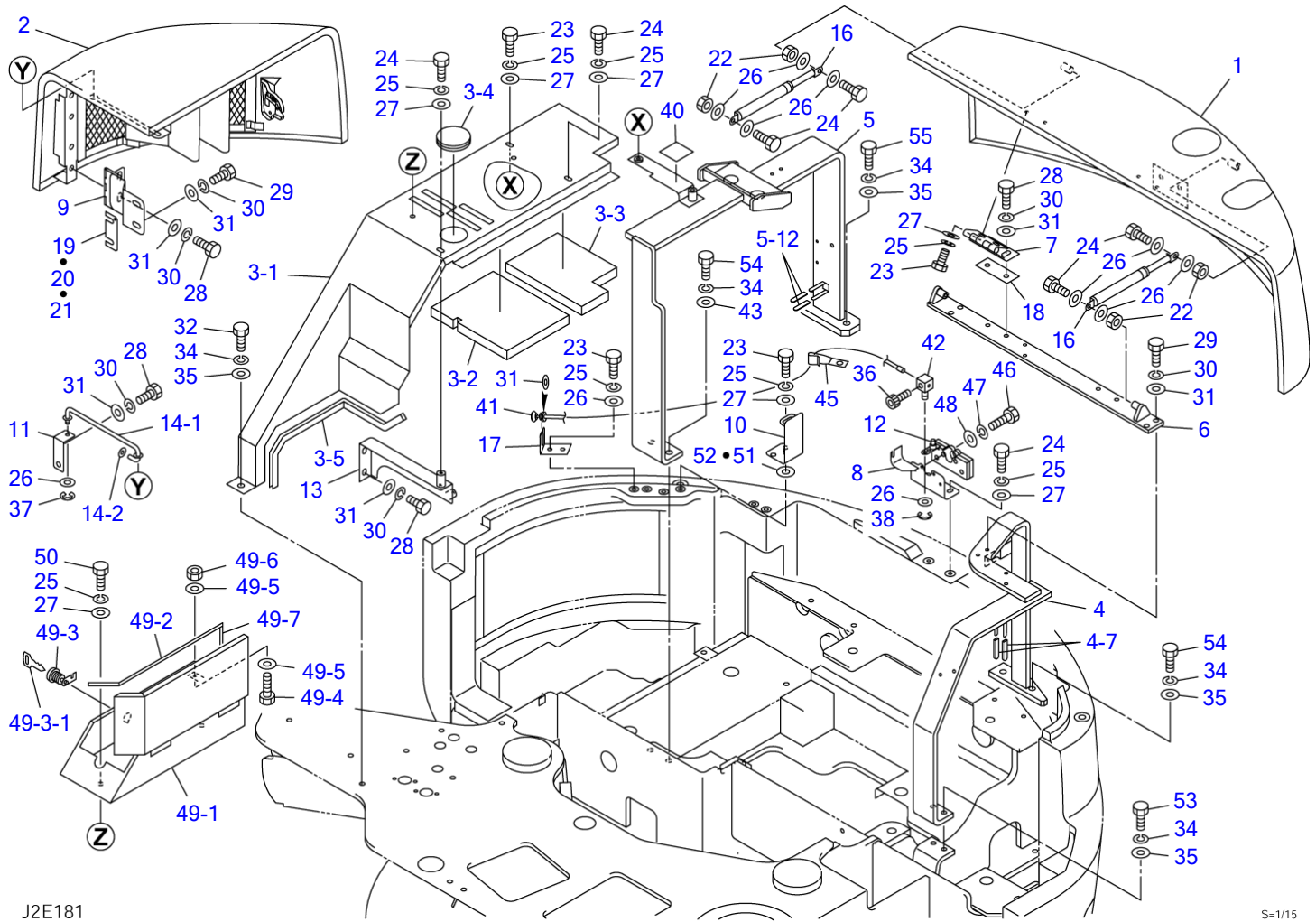
J2E011

S=1/15



COVER (1/3) (15820004-15820183)

Item	Part number	Description	Q'ty	Chan.	Serial No.	Serv.	Remarks
53	1101041230	BOLT	2				
54	1101041240	BOLT	4				
55	1101041245	BOLT	2				
	J2e011						

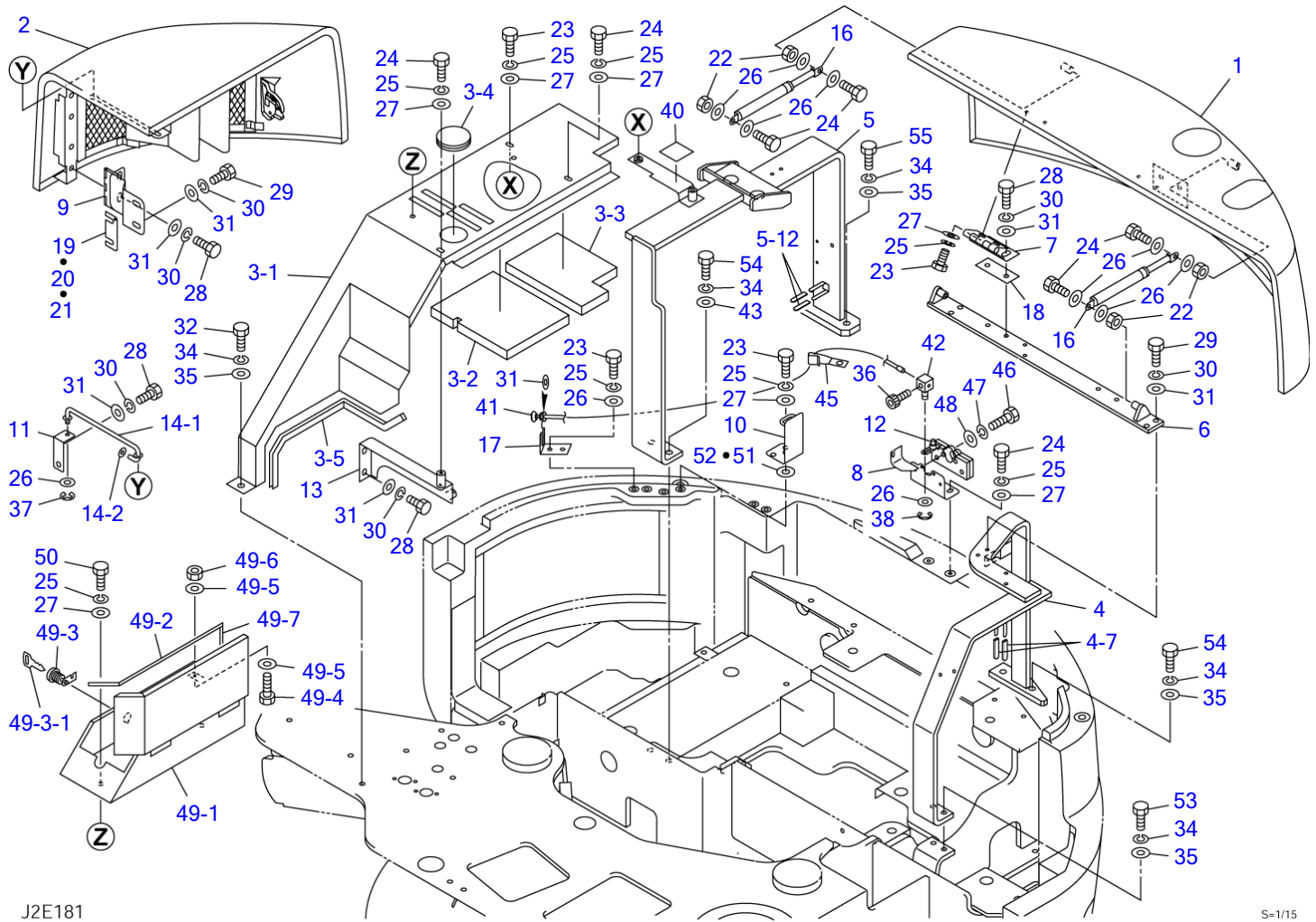


J2E181

S=1/15

## COVER (1/3) (15820184-)

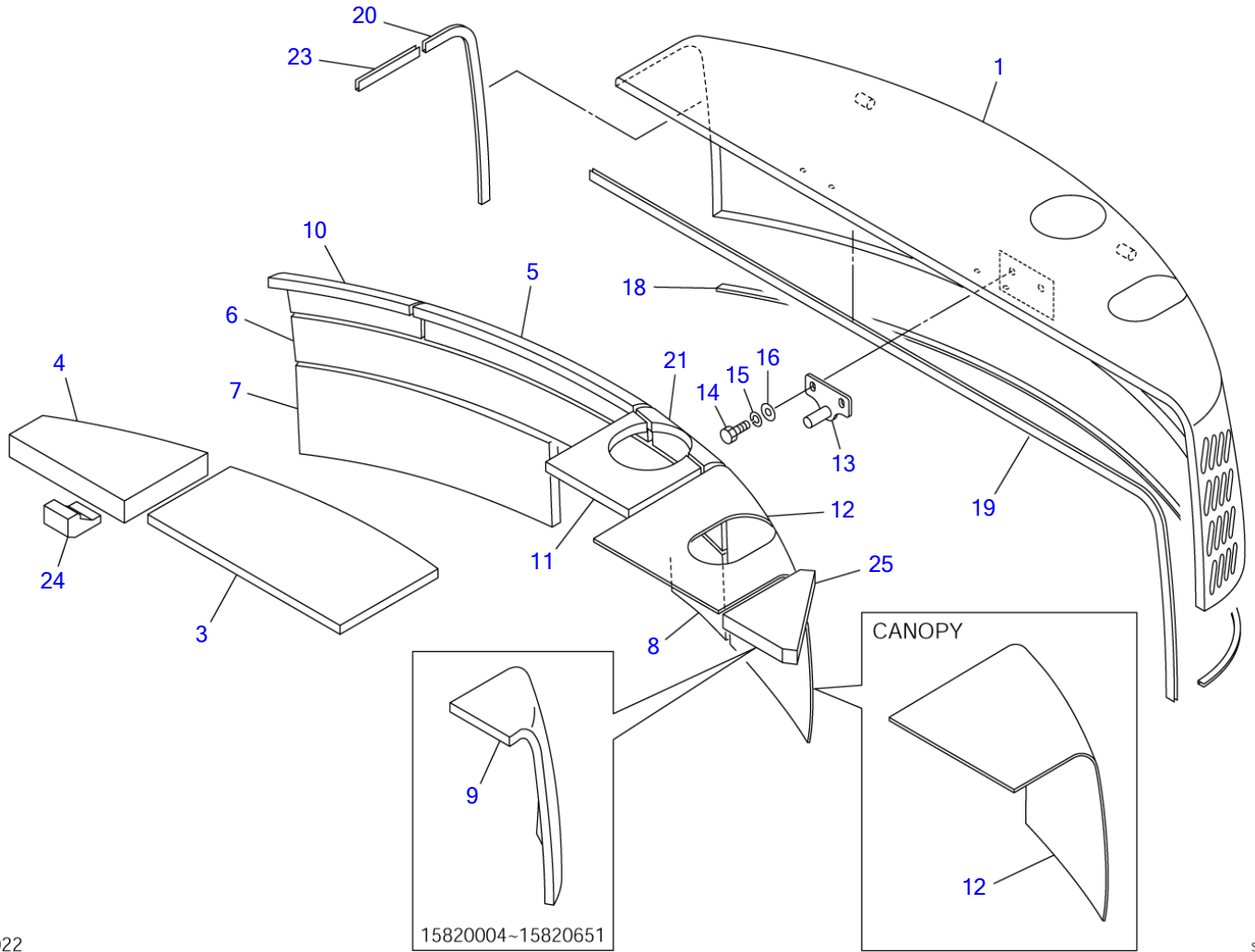
Item	Part number	Description	Q'ty	Chan.	Serial No.	Serv.	Remarks
		COVER ASSY (cab)					X03982-19000-3
		COVER ASSY (canopy)					X03982-19500-3
1	0398216200	HOOD ASSY, engine (cab) (steel)	1				see page (2/3)
	0398217200	HOOD ASSY, engine (canopy) (steel)	1				see page (2/3)
2	0568256300	COVER, side (steel)	1				see page (3/3)
3	0398216400	COVER ASSY, center	1				
3-1	0398216300	• COVER	1				
3-2	0398216410	• ABSORBENT, noise	1				
3-3	0398216420	• ABSORBENT, noise	1				
3-4	1652060063	• GROMMET	1				
3-5	1654606055	• RUBBER	1				sold by the meter
4	0398216500	BRACKET (L.H.)	1				
4-7	0872433150	• TUBE	4		15820184~15820454		
5	0398216530	BRACKET (R.H.)	1				
5-12	0872433150	• TUBE	2				
6	0398216550	BRACKET	1				
7	0568253470	HINGE	2				
8	0568256550	BRACKET	1				
9	0398216560	HINGE	2	A	15820184~15820399		
	0398219060	HINGE	2	a(H)	15820400~		
10	0568256570	BRACKET	1				
11	0398216570	PLATE	1				
12	1654011300	LOCK	1				
13	0398218620	BRACKET	1				
14	0398218010	ROD ASSY	1				
14-1	0398218011	• ROD	1				
14-2	0348204682	• WASHER	1				
16	1653900057	DAMPER	2				
17	0568256580	BRACKET	1				
18	0568239520	SHIM	AR				t=1.6mm
19	0003900054	SHIM	AR	a	15820400~		t=4.5mm
20	0003900055	SHIM	AR	a	15820400~		t=2.3mm
21	0003900056	SHIM	AR	a	15820400~		t=1.6mm
22	1130040008	NUT	4				
23	1100040820	BOLT	9				
24	1100040825	BOLT	8				
25	1140020008	WASHER, spring	15				
26	1141110008	WASHER	12				
27	0003608252	WASHER	13				
28	1100041020	BOLT	11				
29	1100041025	BOLT	8				
30	1140020010	WASHER, spring	19				
31	1141110010	WASHER	20				
32	1101041225	BOLT	1				
34	1140020012	WASHER, spring	9				
35	1141110012	WASHER	7				
36	1110040510	WASHER	1				
37	1224010008	RING, retaining	1				
38	1224010006	E-RING	1				
40	1654353006	SPONGE	1				sold by the meter
41	0568225380	ROPE, wire	1				
42	0007900023	PIN	1				
43	0003600136	SHIM	AR				
45	0007300005	CLAMP	1				
46	1100040630	BOLT	4				
47	1140020006	WASHER, spring	4				
48	1141110006	WASHER	4				
49	0398218300	BOX ASSY, tool	1				
49-1	0398218310	• BOX, tool	1				
49-2	0398218320	• RUBBER	1				
49-3	1653612836	• LOCK	1				
49-3-1	1700100019	• KEY	1				
49-4	1100040620	• BOLT	1				
49-5	1141110006	• WASHER	2				
49-6	1130040006	• NUT	1				
49-7	0398218330	• RUBBER	1				



**COVER (1/3) (15820184-)**

Item	Part number	Description	Q'ty	Chan.	Serial No.	Serv.	Remarks
50	<b>1100040830</b>	BOLT	2				
51	<b>0003900049</b>	SPACER	AR				
52	<b>0003900050</b>	SPACER	AR				
53	<b>1101041230</b>	BOLT	2				
54	<b>1101041240</b>	BOLT	4				
55	<b>1101041245</b>	BOLT	2				
55		<<NOTE>>					
55		"A" is interchangeable with SET "a".					
	<b>J2e182</b>						

TB153FR Book No. BJ2Z004 S/N 15820004-  
COVER (2/3) (engine hood)



J2E022

15820004-15820651

S-1/10

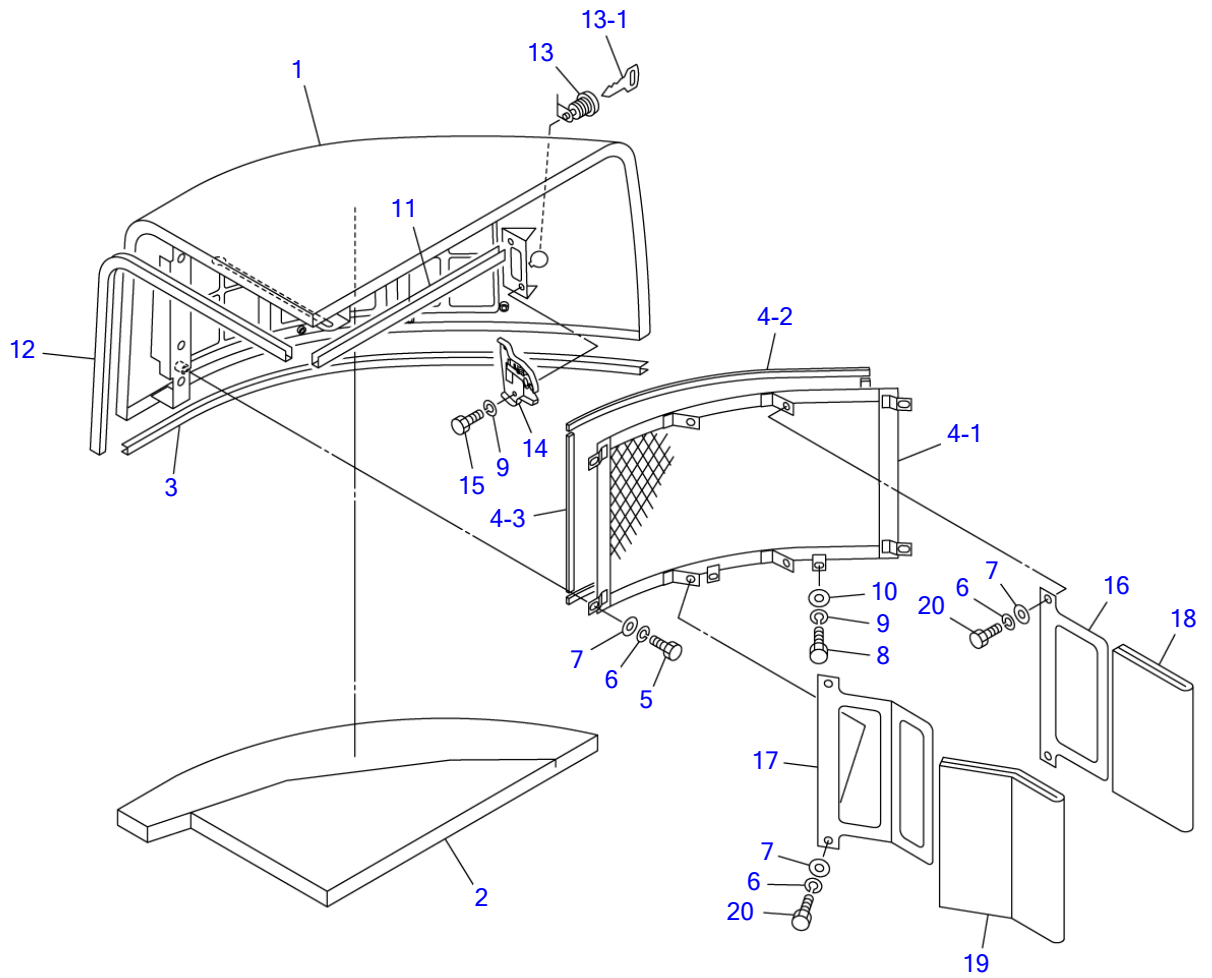
## COVER (2/3) (engine hood)

Item	Part number	Description	Q'ty	Chan.	Serial No.	Serv.	Remarks
0-1	<b>0398218100</b>	HOOD ASSY, engine (cab) (FRP)	1	A	15820004~15820183		X03982-18100-2
	<b>0398216200</b>	HOOD ASSY, engine (cab) (steel)	1	a (H)	15820184~		X03982-16200-5
	<b>0398218600</b>	HOOD ASSY, engine (canopy) (FRP)	1	A	15820004~15820183		X03982-18600-2
	<b>0398217200</b>	HOOD ASSY, engine (canopy) (steel)	1	a (H)	15820184~		X03982-17200-5
1	<b>0398218110</b>	• HOOD, engine	1		15820004~15820183		cab
	<b>0398216100</b>	• HOOD, engine	1		15820184~		cab
	<b>0398218610</b>	• HOOD, engine	1		15820004~15820183		canopy
	<b>0398217100</b>	• HOOD, engine	1		15820184~		canopy
3	<b>0398216220</b>	• ABSORBENT, noise	1		15820004~15820183		
	<b>0398216240</b>	• ABSORBENT, noise	1		15820184~		
4	<b>0398216231</b>	• ABSORBENT, noise	1		15820004~15820183		
	<b>0398216241</b>	• ABSORBENT, noise	1		15820184~		
5	<b>0398216222</b>	• ABSORBENT, noise	1		15820004~15820183		
	<b>0398216242</b>	• ABSORBENT, noise	1		15820184~		
6	<b>0398216223</b>	• ABSORBENT, noise	1		15820004~15820183		
	<b>0398216243</b>	• ABSORBENT, noise	1		15820184~		
7	<b>0398216224</b>	• ABSORBENT, noise	1		15820004~15820183		
	<b>0398216244</b>	• ABSORBENT, noise	1		15820184~		
8	<b>0398216225</b>	• ABSORBENT, noise	1		15820004~15820183		
	<b>0398216245</b>	• ABSORBENT, noise	1		15820184~		
9	<b>0398216226</b>	• ABSORBENT, noise	1		15820004~15820183		
	<b>0398216246</b>	• ABSORBENT, noise	1		15820184~15820651		
10	<b>0398216227</b>	• ABSORBENT, noise	1		15820004~15820183		
	<b>0398216247</b>	• ABSORBENT, noise	1		15820184~		
11	<b>0398218101</b>	• SPONGE	1		15820004~15820183		
	<b>0398216228</b>	• SPONGE	1		15820184~		
12	<b>0398216229</b>	• INSULATOR	1		15820004~15820183		cab
	<b>0398216249</b>	• INSULATOR	1		15820184~		cab
	<b>0398217229</b>	• INSULATOR	1		15820004~15820183		canopy
	<b>0398217249</b>	• INSULATOR	1		15820184~		canopy
13	<b>0568256220</b>	• PLATE	1				
14	<b>1100040825</b>	• BOLT	2				
15	<b>1140020008</b>	• WASHER, spring	2				
16	<b>1141110008</b>	• WASHER	2				
18	<b>1654605138</b>	• RUBBER	1				sold by the meter
19	<b>1654605151</b>	• RUBBER	1				sold by the meter
20	<b>1654605051</b>	• RUBBER	1		15820004~15820183		sold by the meter
	<b>1654605035</b>	• RUBBER	1		15820184~		sold by the meter
21	<b>0398218102</b>	• SPONGE	1		15820004~15820183		
	<b>0398216230</b>	• SPONGE	1		15820184~		
23	<b>1654605013</b>	• RUBBER	1		15820184~		
24	<b>0398216250</b>	• SPONGE	1		15820652~		
25	<b>0398216251</b>	• ABSORBENT, noise	1		15820652~		
26	<b>1653900057</b>	DAMPER	2	a			

&lt;&lt;NOTE&gt;&gt;

"A" is interchangeable with  
SET "a".

J2e022



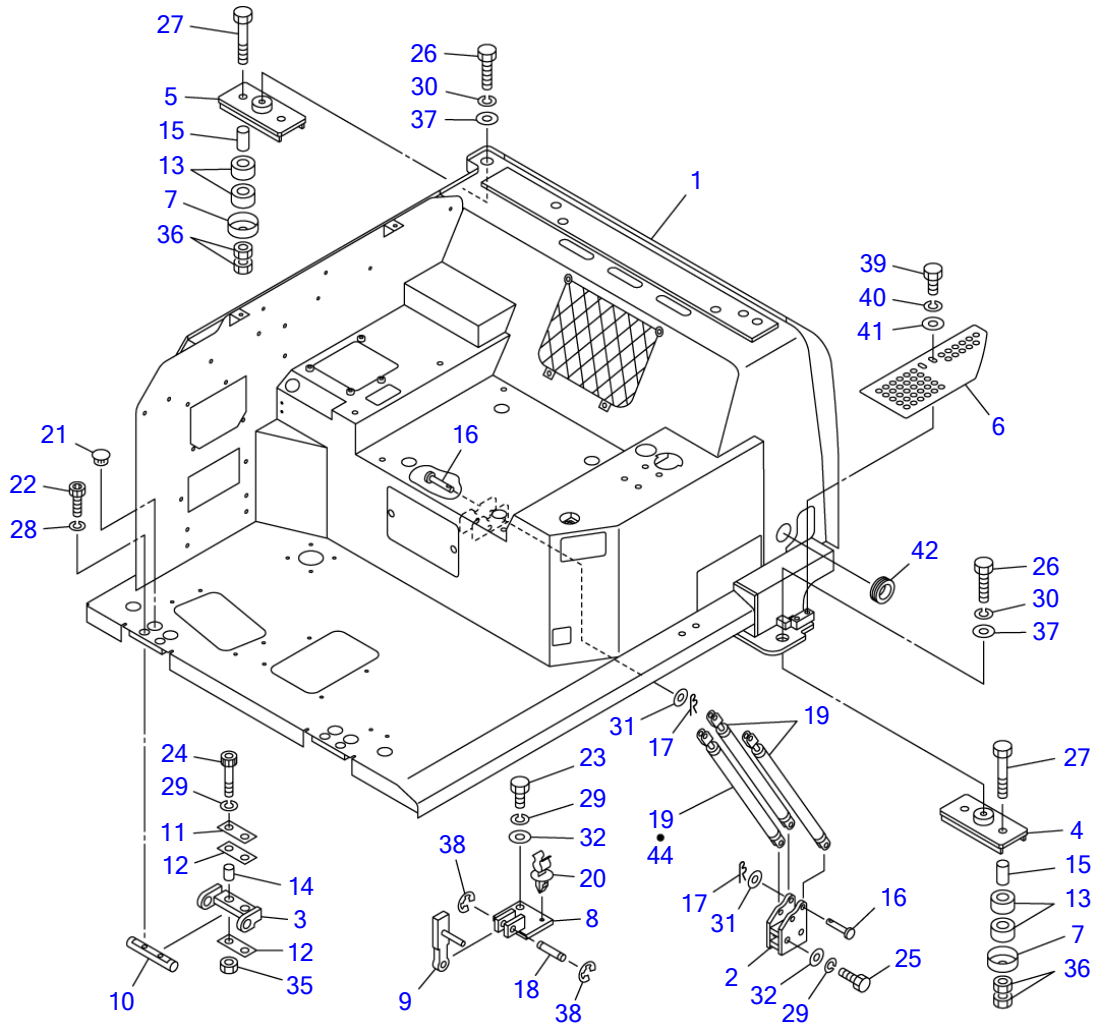
L5E031

S-1/10



**COVER (3/3) (side cover)**

Item	Part number	Description	Q'ty	Chan.	Serial No.	Serv.	Remarks
0-2	<b>0398218200</b>	COVER, side (FRP)	1		15820004~15820183		X03982-18200-1
	<b>0568256300</b>	COVER, side (steel)	1	(H)	15820184~		X05682-56300-0
1	<b>0568257310</b>	• COVER	1		15820004~15820183		
	<b>0568256310</b>	• COVER	1		15820184~		
2	<b>0568256380</b>	• ABSORBENT, noise	1				
3	<b>1653916077</b>	• TRIM	1				sold by the meter
4	<b>0568256350</b>	• NET ASSY	1				
4-1	<b>0568256360</b>	• • NET	1				
4-2	<b>1654307048</b>	• • SPONGE	2				sold by the meter
4-3	<b>1654307026</b>	• • SPONGE	2				sold by the meter
5	<b>1100040814</b>	• BOLT	4				
6	<b>1140020008</b>	• WASHER, spring	8				
7	<b>1141110008</b>	• WASHER	8				
8	<b>1100040614</b>	• BOLT	2				
9	<b>1140020006</b>	• WASHER, spring	4				
10	<b>1141110006</b>	• WASHER	2				
11	<b>1654625042</b>	• RUBBER	1		15820004~15820183		sold by the meter
	<b>1654625036</b>	• RUBBER	1		15820184~		sold by the meter
12	<b>1654605063</b>	• RUBBER	1		15820184~		sold by the meter
13	<b>0568221700</b>	• LOCK	1				
13-1	<b>1700100019</b>	• KEY	1				
14	<b>1653900024</b>	• CATCH	1				
15	<b>1100040612</b>	• BOLT	2				
16	<b>0568256590</b>	• BLADE	1				
17	<b>0568256610</b>	• BLADE	1				
18	<b>0568256621</b>	• ABSORBENT, noise	1				
19	<b>0568256622</b>	• ABSORBENT, noise	1				
20	<b>1100040816</b>	• BOLT	4				
	<b>J2e031</b>						



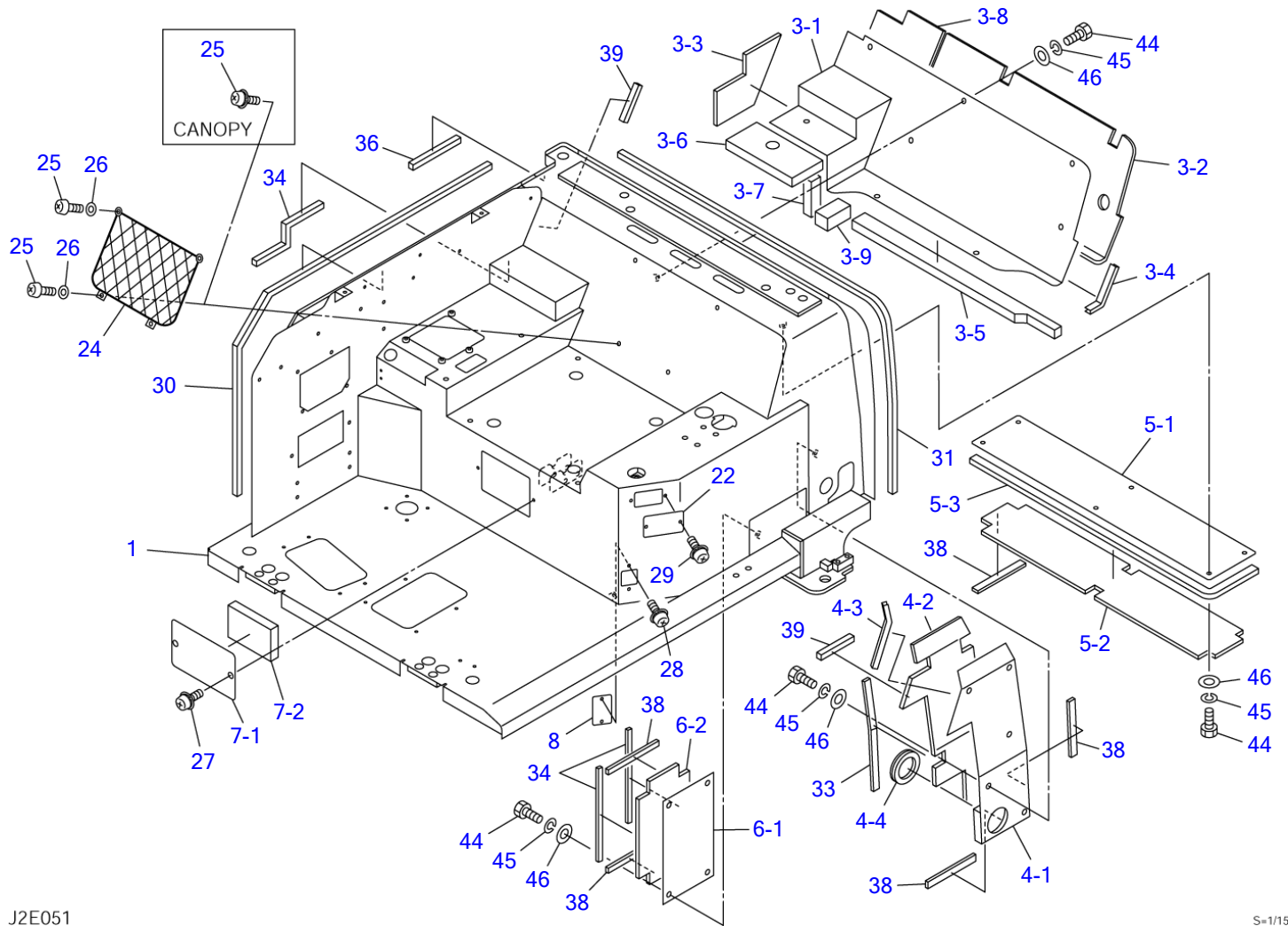
J2E041

S=1/15

FLOOR FRAME (1/3)

Item	Part number	Description	Q'ty	Chan.	Serial No.	Serv.	Remarks
		FRAME ASSY, floor (canopy)					X03935-23700-3
		FRAME ASSY, floor (cab)					X03935-23900-3 see page (2/3, 3/3)
1	X *****	FRAME ASSY	1				
2	0563531300	BRACKET	1				
3	0563531310	BRACKET	2				
4	0563531320	MOUNT, floor	1				
5	0393523710	MOUNT, floor	1		15820004~15820627		
	0393523720	MOUNT, floor	1	(H)	15820628~		
6	0393523706	COVER	1				
7	0433503200	COVER	4				
8	0563511500	BRACKET	1				
9	0563511510	LEVER	1				
10	0343507070	SHAFT	2				
11	0343508102	PLATE	2				
12	0373502995	CUSHION	4				
13	0433503100	RUBBER	8				
14	0343515086	SPACER	4				
15	0393517250	PIPE	4				
16	0004010038	PIN	4				
17	1214000008	PIN, snap	4				
18	0004212040	SHAFT	1				
19	1653900043	SPRING, gas	2				cab
	1653900043	SPRING, gas	3				canopy
20	1652702023	HOLDER	1				
21	1652533008	CAP	4				
22	1110041035	SCREW, cap	4				
23	1101041225	BOLT	2				
24	1111041260	SCREW, cap	4				
25	1101041270	BOLT	2				
26	1101041440	BOLT	2				
27	1101041480	BOLT	4				
28	1140020010	WASHER, spring	4				
29	1140020012	WASHER, spring	8				
30	1140020014	WASHER, spring	2				
31	1141110010	WASHER	4				
32	1141110012	WASHER	4				
35	1130540012	NUT	4				
36	1130540014	NUT	8				
37	0003600013	WASHER	2				
38	1224000010	RING, retaining	2				
39	1100040820	BOLT	2				
40	1140020008	WASHER, spring	2				
41	0003608252	WASHER	2				
42	1652060038	BUSHING	1				
44	1653900047	SPRING, gas	1				cab
	J2e042						

TB153FR Book No. BJ2Z004 S/N 15820004-  
FLOOR FRAME (2/3)



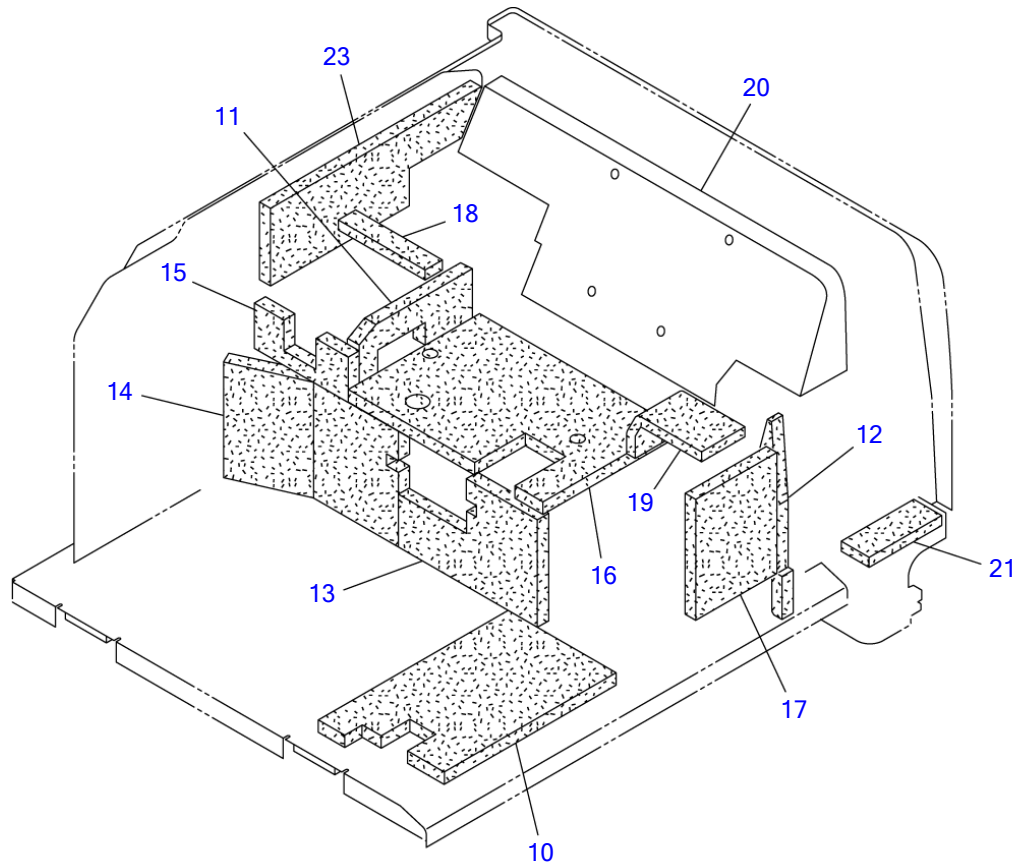
J2E051

S=1/15

FLOOR FRAME (2/3)

Item	Part number	Description	Q'ty	Chan.	Serial No.	Serv.	Remarks
0	0563523800	FRAME ASSY (canopy)	1				X05635-23800-1
	0563532300	FRAME ASSY (cab)	1				X05635-32300-1
1	0563532400	• FRAME	1				
3	0563532330	• PLATE ASSY	1				X05635-32330-2
3-1	0563532331	• • BRACKET	1				
3-2	0563532336	• • INSULATOR	1				
3-3	0563532333	• • INSULATOR	1				
3-4	1654606012	• • SEAL	1				sold by the meter
3-5	0563532334	• • ABSORBENT, noise	1				
3-6	0563532339	• • ABSORBENT, noise	1				
3-7	0563532337	• • ABSORBENT, noise	1				
3-8	0563532338	• • INSULATOR	1				
3-9	0563532325	• • ABSORBENT, noise	1				
4	0563532340	• PLATE ASSY	1				
4-1	0563532390	• • BRACKET	1				
4-2	0563532343	• • INSULATOR	1				
4-3	1654601016	• • TRIM	1				sold by the meter
4-4	1652060075	• • BUSHING	1				
5	0563532350	• PLATE ASSY	1				
5-1	0563532351	• • PLATE	1				
5-2	0563532352	• • INSULATOR	1				
5-3	1654606087	• • SEAL	1				sold by the meter
6	0563532360	• PLATE ASSY	1				
6-1	0563532361	• • PLATE	1				
6-2	0563532362	• • INSULATOR	1				
7	0563532370	• PLATE ASSY	1				
7-1	0563532371	• • PLATE	1				
7-2	0563532372	• • ABSORBENT, noise	1				
8	0563532380	• PLATE	1				
22	0338230850	• COVER	1				
24	1654010600	• POCKET	1				cab
25	1120530416	• SCREW	4				cab
	1150410410	• SCREW	4				canopy
	1141190004	• WASHER	4				cab
26	1150420816	• BOLT, sems	2				
27	1150420616	• BOLT, sems	2				
28	1150420612	• SCREW	2				
29	1654352067	• SPONGE	1				sold by the meter
30	1654356100	• SPONGE	1				sold by the meter
31	1654356030	• SPONGE	1				sold by the meter
32	1654356028	• SPONGE	3				sold by the meter
33	1654352023	• SPONGE	1				sold by the meter
34	1654356017	• SPONGE	5				sold by the meter
35	1654356011	• SPONGE	2				sold by the meter
36	1100040816	• BOLT	23				
37	1140020008	• WASHER, spring	23				
38	0003608252	• WASHER	23				

J2e051

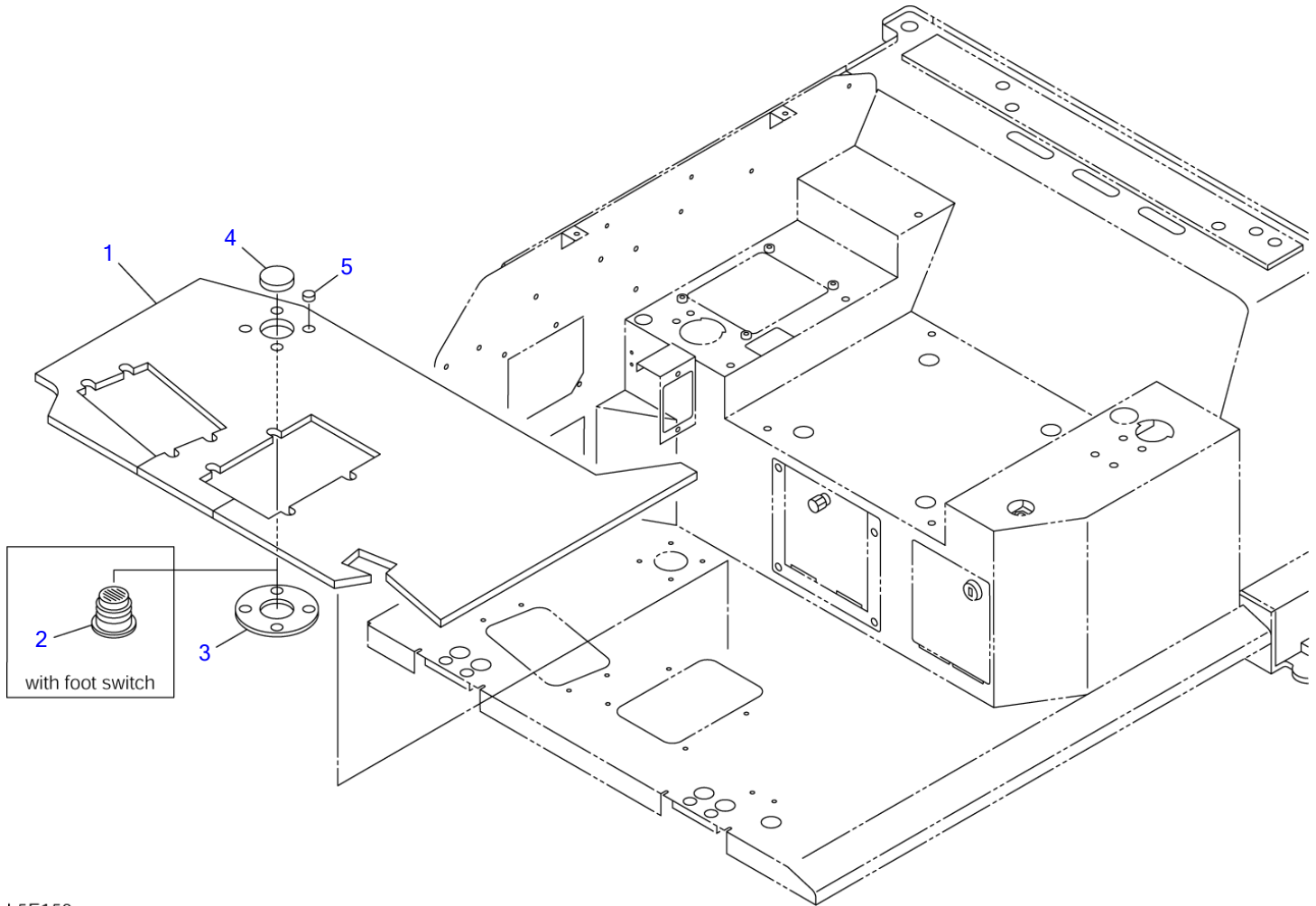


L5E171

S-1/12

**FLOOR FRAME (3/3)**

Item	Part number	Description	Q'ty	Chan.	Serial No.	Serv.	Remarks
0	<b>0563523800</b>	FRAME ASSY (canopy)	1				X05635-23800-1
	<b>0563532300</b>	FRAME ASSY (cab)	1				X05635-32300-1
10	<b>0563532310</b>	▪ INSULATOR	1				
11	<b>0563532311</b>	▪ ABSORBENT, noise	1				
12	<b>0563532312</b>	▪ ABSORBENT, noise	1				
13	<b>0563532313</b>	▪ ABSORBENT, noise	1				
14	<b>0563532314</b>	▪ ABSORBENT, noise	1				
15	<b>0563532315</b>	▪ ABSORBENT, noise	1				
16	<b>0563532316</b>	▪ ABSORBENT, noise	1				
17	<b>0563532317</b>	▪ ABSORBENT, noise	1				
18	<b>0563532318</b>	▪ ABSORBENT, noise	1				
19	<b>0563532319</b>	▪ ABSORBENT, noise	1				
20	<b>0563532320</b>	▪ SHEET	1				cab
21	<b>0378206720</b>	▪ ABSORBENT, noise	1				
23	<b>0563531123</b>	▪ ABSORBENT, noise	1				
	<b>J2e061</b>						

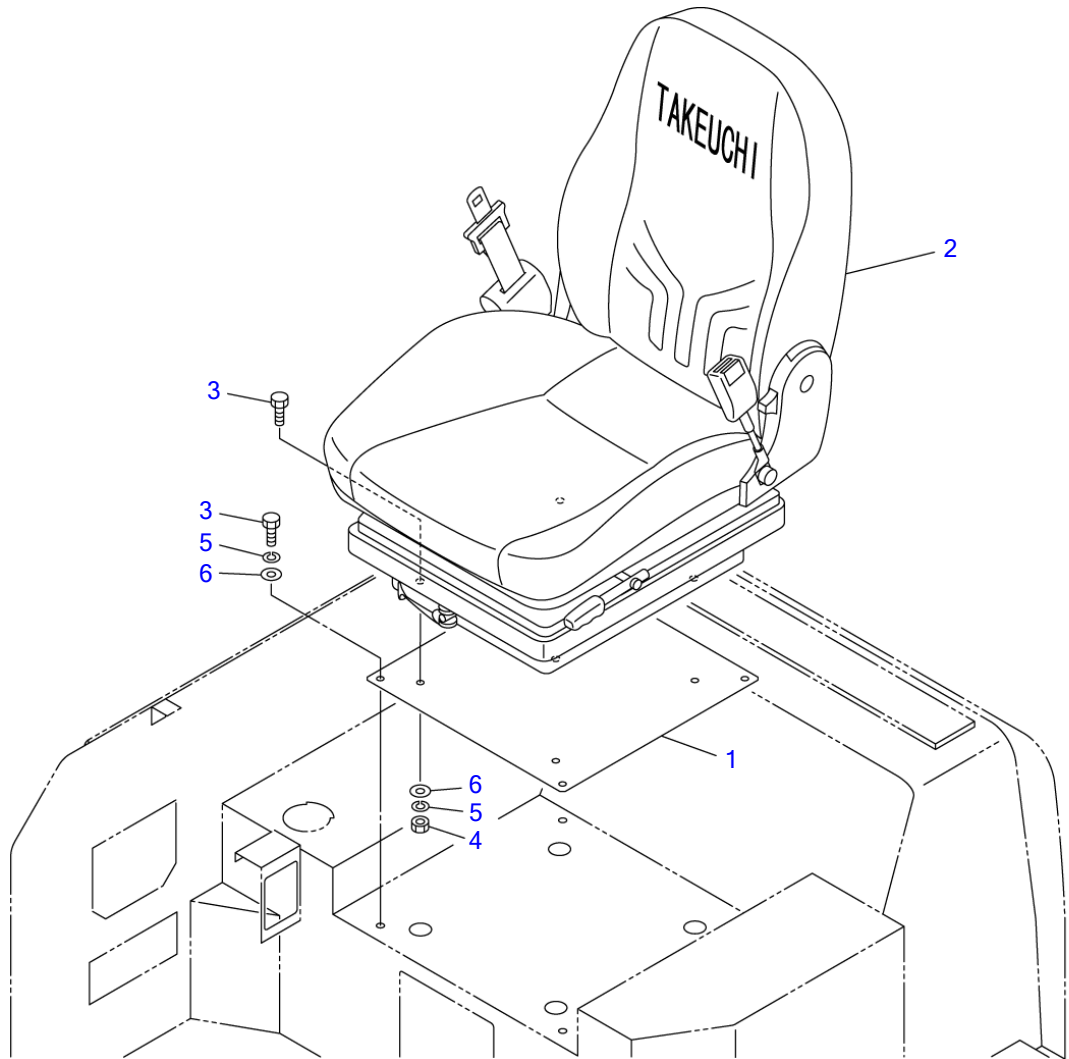


L5E150

S=1/10



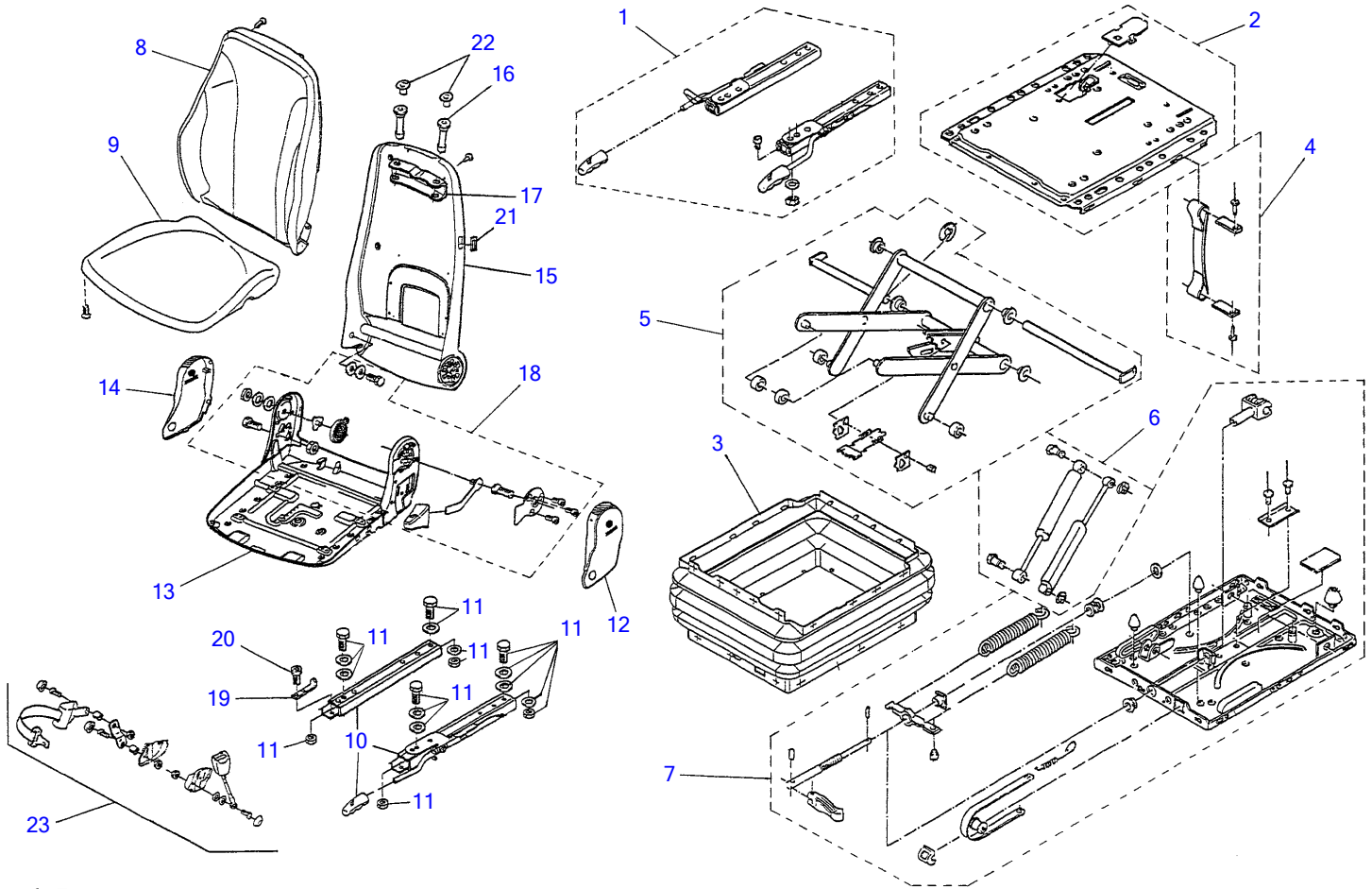
FLOOR MAT						
Item	Part number	Description	Q'ty	Chan.	Serial No.	Serv. Remarks
		MAT ASSY, floor (without foot switch) (cab)				X05635-32600-0
		MAT ASSY, floor (with foot switch) (cab)				X05635-32700-0
		MAT ASSY, floor (without foot switch) (canopy)				X03935-24100-0
		MAT ASSY, floor (with foot switch) (canopy)				X03935-24200-0
1	<b>0563532610</b>	MAT, floor	1			cab
	<b>0393524110</b>	MAT, floor	1			canopy
2	<b>0573500240</b>	BOOT	1			with foot switch
3	<b>0573500225</b>	SPONGE	1			without foot switch
4	<b>1652533013</b>	CAP	1			without foot switch
5	<b>1652533002</b>	CAP	4			
	<b>J2e250</b>					



L5E070

S=1/10

Item	Part number	Description	SEAT (1/2)			Remarks
			Q'ty	Chan.	Serial No. Serv.	
		SEAT ASSY (canopy)				X03934-08600-1
		SEAT ASSY (cab)				X05634-16500-1
1	<b>0563416510</b>	PLATE	1			
2	<b>1914100071</b>	SEAT (cab)	1			see page (2/2)
	<b>1914100072</b>	SEAT (canopy)	1			see page (2/2)
3	<b>1100040820</b>	BOLT	8			
4	<b>1130040008</b>	NUT	4			
5	<b>1140020008</b>	WASHER, spring	8			
6	<b>1141110008</b>	WASHER	8			
	<b>J2e070</b>					

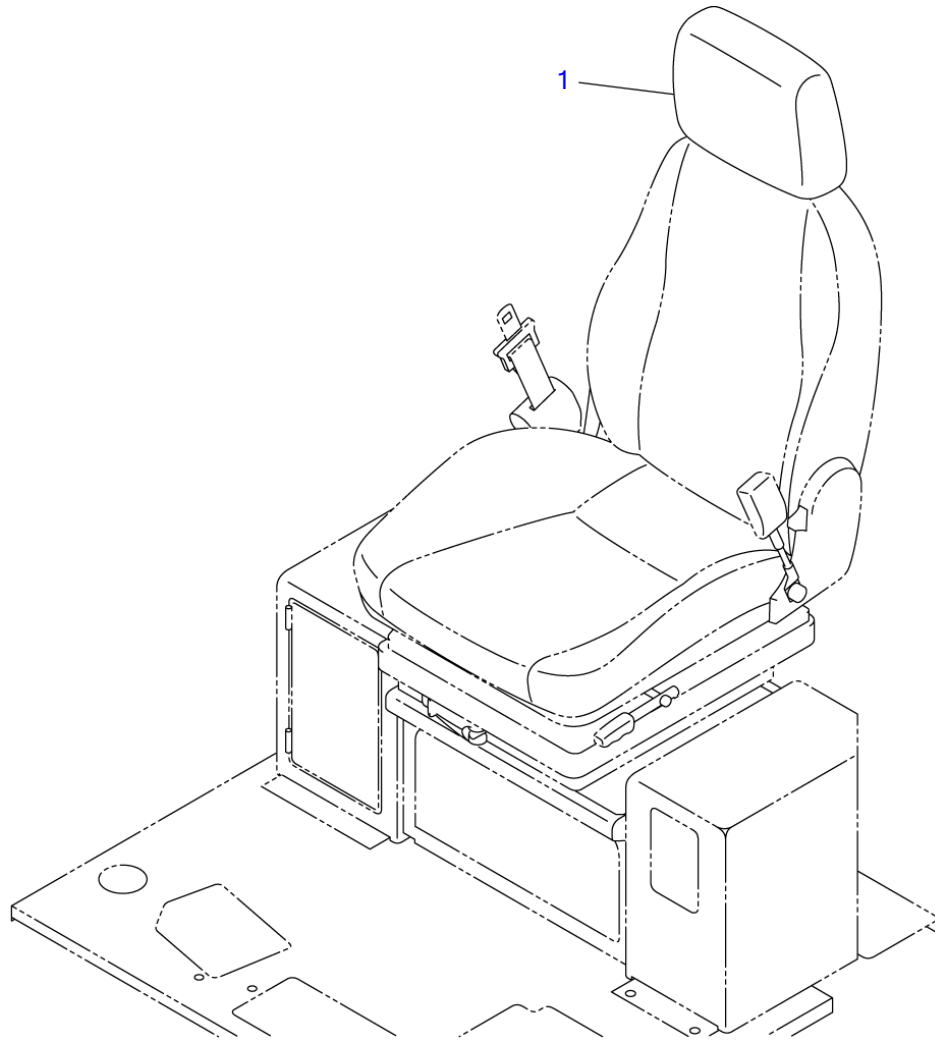


G4E180

S=Free

SEAT (2/2)						
Item	Part number	Description	Q'ty	Chan.	Serial No.	Serv. Remarks
0	1914100071	SEAT (fabric)	1			
	1914100072	SEAT (PVC)	1			
1	1914101071	· RAIL ASSY	1			fabric
	1914101072	· RAIL ASSY	1			PVC
2	1914102071	· PLATE ASSY	1			fabric
	1914102072	· PLATE ASSY	1			PVC
3	1914103071	· BOOT	1			fabric
	1914103072	· BOOT	1			PVC
4	1914104072	· ANGLE ASSY	1			
5	1914105072	· LINK ASSY	1			
6	1914106072	· DAMPER ASSY	1			
7	1914107072	· SPRING ASSY	1			
8	1914108072	· TRIM	1			
9	1914109072	· TRIM	1			
10	1914110072	· RAIL ASSY	1			
11	1914111072	· BOLT ASSY	1			
12	1914112072	· COVER (L.H.)	1			
13	1914113072	· FRAME	1			
14	1914114072	· COVER (R.H.)	1			
15	1914115072	· FRAME	1			
16	1914116072	· GUIDE	2			
17	1914117072	· BRACKET	1			
18	1914118072	· JOINT ASSY	1			
19	1914119072	· PLATE	1			
20	1914120072	· SCREW, cap	1			
21	1914121072	· PLATE	1			
22	1914122072	· PLUG	2			
23	1914123072	· BELT ASSY, seat	1			

J1e140

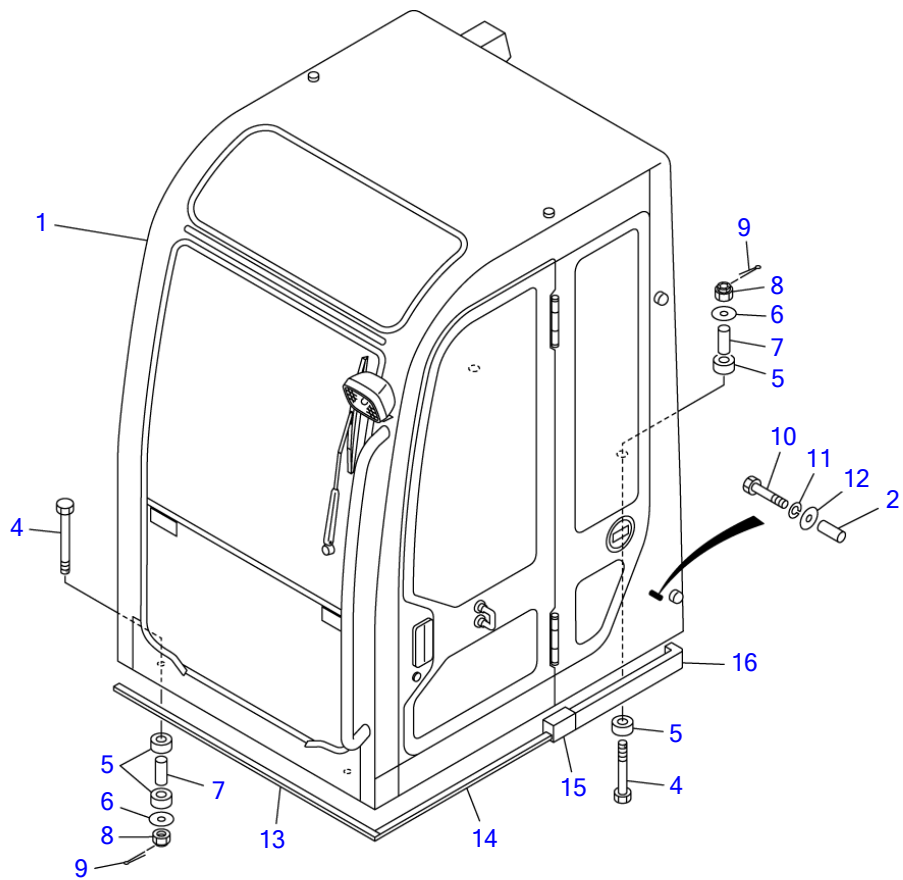


G4E070

S=1/10

**HEAD REST**

Item	Part number	Description	Q'ty	Chan.	Serial No.	Serv.	Remarks
		REST ASSY, head (fabric)					X03734-09000-0
		REST ASSY, head (PVC)					X03734-10000-0
1	<b>1914100075</b>	REST, head (fabric)	1			M	
	<b>1914100076</b>	REST, head (PVC)	1			M	
	<b>G4e070</b>						



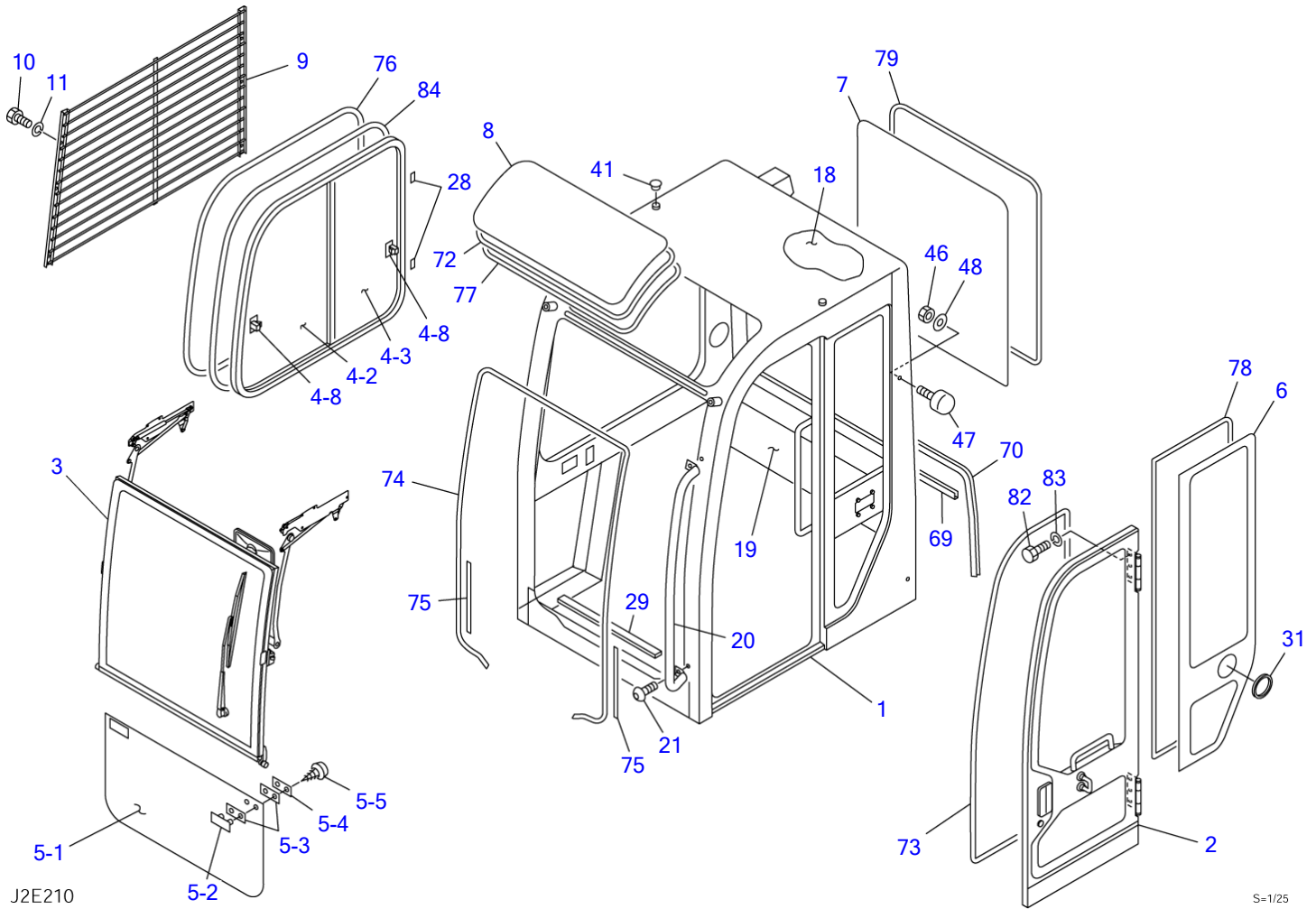
J2E081

S=1/20



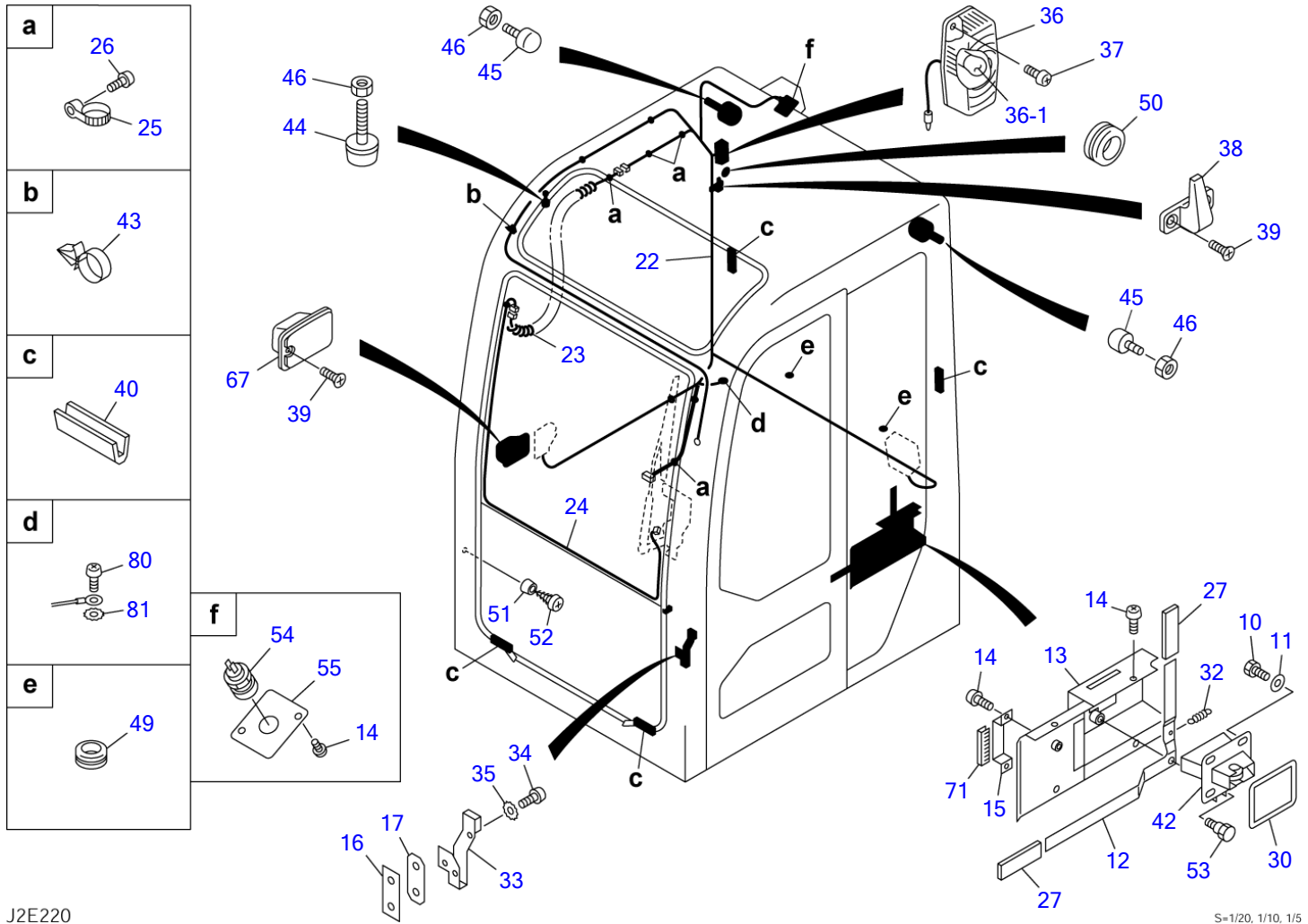
**CAB MOUNT**

Item	Part number	Description	Q'ty	Chan.	Serial No.	Serv.	Remarks
		CAB MOUNT	1				X03986-22500-1
1	0398622600	CAB ASSY	1				see page cab (1/7)
2	0398619002	COLLAR	1				
4	0568640900	BOLT	4				
5	0433503100	RUBBER	8				
6	0003000010	WASHER	4				
7	0563500600	TUBE	4				
8	1132080016	NUT	4				
9	1210010430	PIN, split	4				
10	1101041475	BOLT	1				
11	1140020014	WASHER, spring	1				
12	0003600174	WASHER	1				
13	1654312100	SPONGE	1				sold by the meter
14	1654302090	SPONGE	1				sold by the meter
15	0568652210	SPONGE	1				
16	0568652220	SPONGE	1				
	J2e081						



CAB (1/7)							
Item	Part number	Description	Q'ty	Chan.	Serial No.	Serv.	Remarks
0	0398622600	CAB ASSY	1				X03986-22600-1
1	X *****	• CAB	1				
2	0568652800	• DOOR ASSY	1				see page (4/7)
3	0568652500	• ASSIST ASSY, front sash	1				see page (5/7)
4	0378601300	• SASH ASSY, side	1				
4-2	0378601320	• • GLASS	1				
4-3	0378601330	• • GLASS	1				
4-8	0338630650	• • LOCK ASSY	2				
5	0378601600	• GLASS ASSY, front	1				
5-1	0378601610	• • GLASS	1				
5-2	1654010900	• • RETAINER	2				
5-3	1654011100	• • PACKING	4				
5-4	1654011000	• • PLATE	2				
5-5	1122410412	• • SCREW	4				
6	0568652306	• GLASS	1				
7	0378601900	• GLASS	1				
8	0358605300	• GLASS	1				
9	0398619500	• GUARD	1				
10	1100040825	• BOLT	10				
11	1141110008	• WASHER	14				
18	0398622620	• SPONGE	1				
19	0568640710	• SPONGE	1				
20	0568625500	• HANDRAIL	1				
21	1120991205	• BOLT	2				
28	0438601770	• SPACER	7				
29	0568634100	• SEAL	1				
31	0568626600	• GROMMET	1				
41	1653303010	• CAP	2				
46	1130090010	• NUT	6				
47	1651101042	• RUBBER	4				
48	1654011706	• WASHER	4				
69	1654636140	• TRIM	1				sold by the meter
70	1654636260	• TRIM	1				sold by the meter
72	1653916222	• TRIM	1				sold by the meter
73	1654605326	• RUBBER	1				sold by the meter
74	1654605374	• RUBBER	1				sold by the meter
75	1654605033	• RUBBER	2				sold by the meter
76	1653930355	• TRIM	1				sold by the meter
77	1654615216	• DAM	1				
78	1654615278	• DAM	1				
79	1654231295	• H-RUBBER	1				sold by the meter
82	1100040814	• BOLT	6				
83	1140090008	• WASHER, spring	6				
84	1654620350	• TAPE	1				sold by the meter

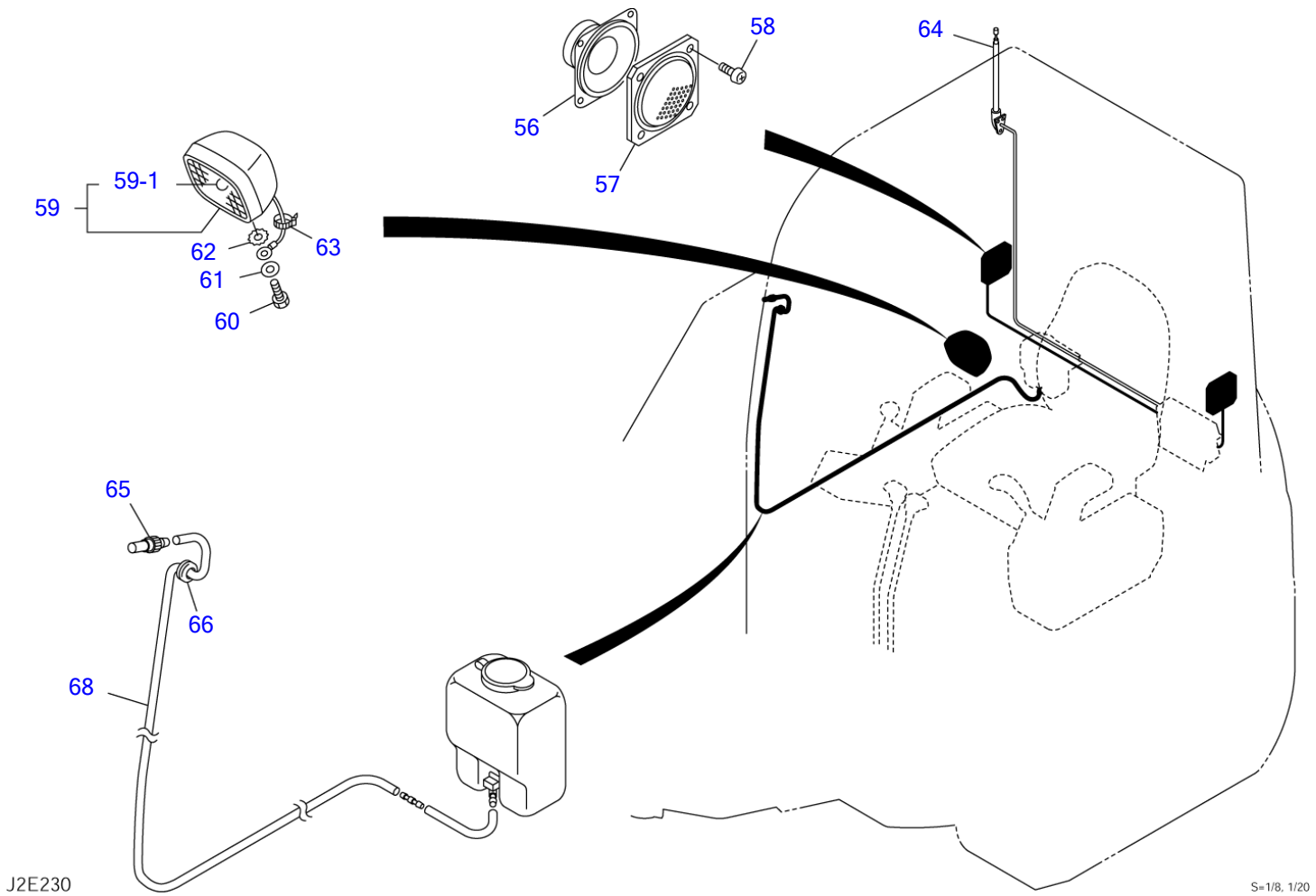
J2e210



J2E220

S=1/20, 1/10, 1/5

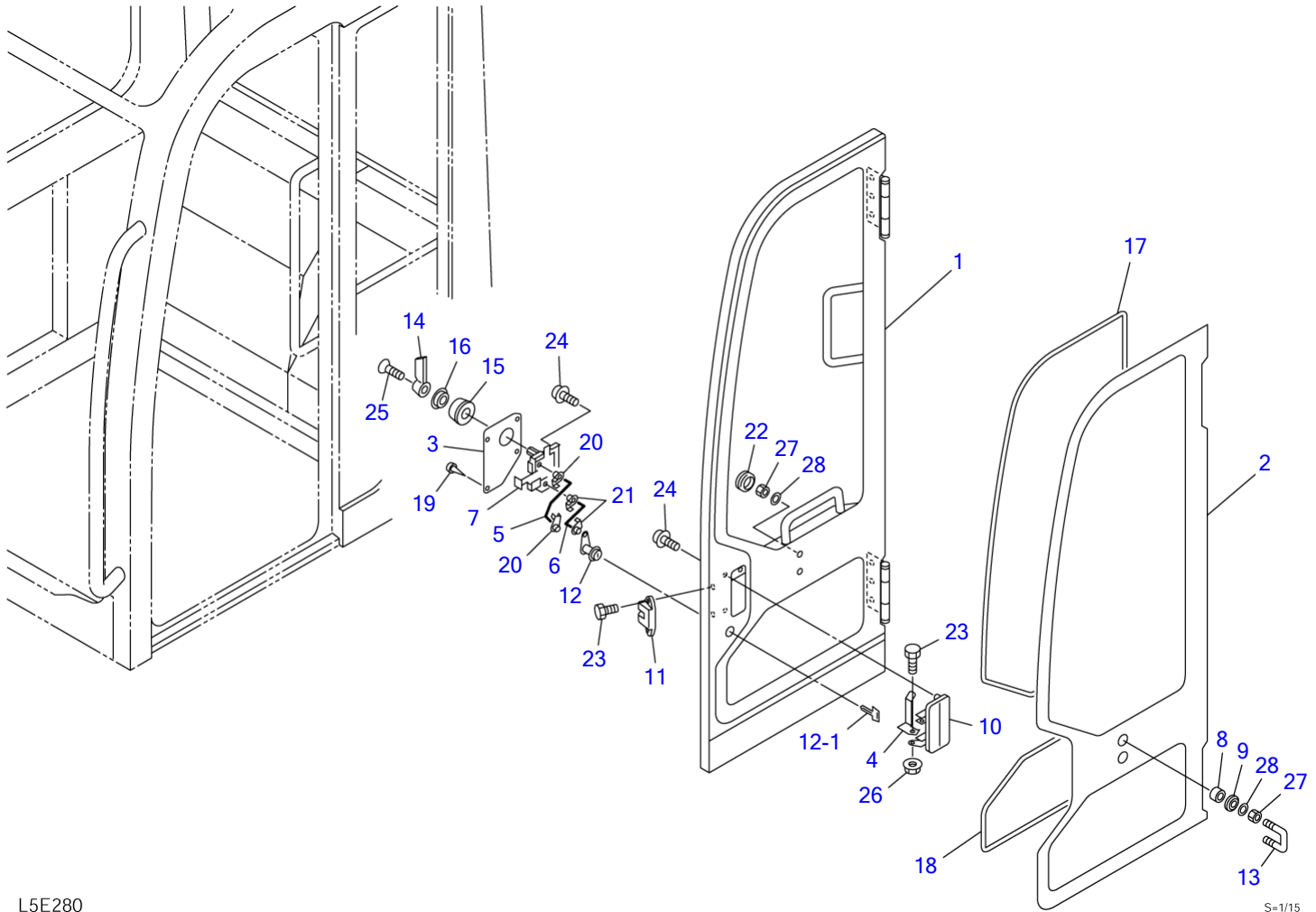
Item	Part number	Description	CAB (2/7)			Remarks
			Q'ty	Chan.	Serial No.	
0	0398622600	CAB ASSY	1			X03986-22600-1
10	1100040825	• BOLT	4			
11	1141110008	• WASHER	4			
12	0378601420	• PLATE	1			
13	0398622610	• COVER	1			
14	1150420512	• SCREW	8			
15	0338630870	• PLATE	1			
16	0338630880	• PLATE	1			
17	0338630930	• PACKING	1			
22	0568652910	• HARNESS, wiring	1			
23	0398802200	• HARNESS, wiring	1			
24	0338631010	• HARNESS, wiring	1			
25	1652221050	• BAND	3			
26	1120590512	• SCREW	3			
27	0438601760	• COVER	2			
30	0568634400	• SEAL	1			
32	0007000096	• SPRING	1			
33	0068620500	• STRIKER	1			
34	1120891025	• BOLT	2			
35	1140330010	• WASHER	2			
36	1703001700	• LAMP, room	1			
36-1	1703001701	• • BULB	1			
37	1150410420	• SCREW	2			
38	1654004800	• HANGER	1			
39	1120690412	• SCREW	4			
40	1654004900	• STOPPER	4			
42	1654010500	• LOCK ASSY	1			
43	1652351054	• CLAMP	3			
44	1651101028	• STOPPER	2			
45	1651101045	• STOPPER	2			
46	1130090010	• NUT	6			
49	1652060016	• GROMMET	2			
50	1652060031	• BUSHING	1			
51	1652102320	• RUBBER	2			
52	1122400416	• SCREW	2			
53	0378601510	• PIN	1			
54	1711900066	• SOCKET	1			
55	0578600143	• COVER	1			
67	1654010500	• ASHTRAY	1			
71	1653916007	• TRIM	1			sold by the meter
80	1150420516	• SCREW	1			
81	1140330005	• WASHER	1			
	J2e220					



J2E230

S=1/8, 1/20

CAB (3/7)						
Item	Part number	Description	Q'ty	Chan.	Serial No.	Serv. Remarks
0	0398622600	CAB ASSY	1			X03986-22600-1
56	1705003500	▪ SPEAKER	2			
57	1705003550	▪ GRILLE	2			
58	1120590412	▪ SCREW	8			
59	1703007600	▪ LAMP ASSY	1			
59-1	1703007605	▪ ▪ BULB	1			12V, 55W
60	1100040816	▪ BOLT	1			
61	1141110008	▪ WASHER	1			
62	1140330008	▪ WASHER	1			
63	1652231250	▪ BAND	1			
64	1705004650	▪ ANTENNA	1			
65	1711910040	▪ NOZZLE	1			
66	1652001002	▪ GROMMET	1			
67	1711919180	▪ HOSE	1			
	J2e230					

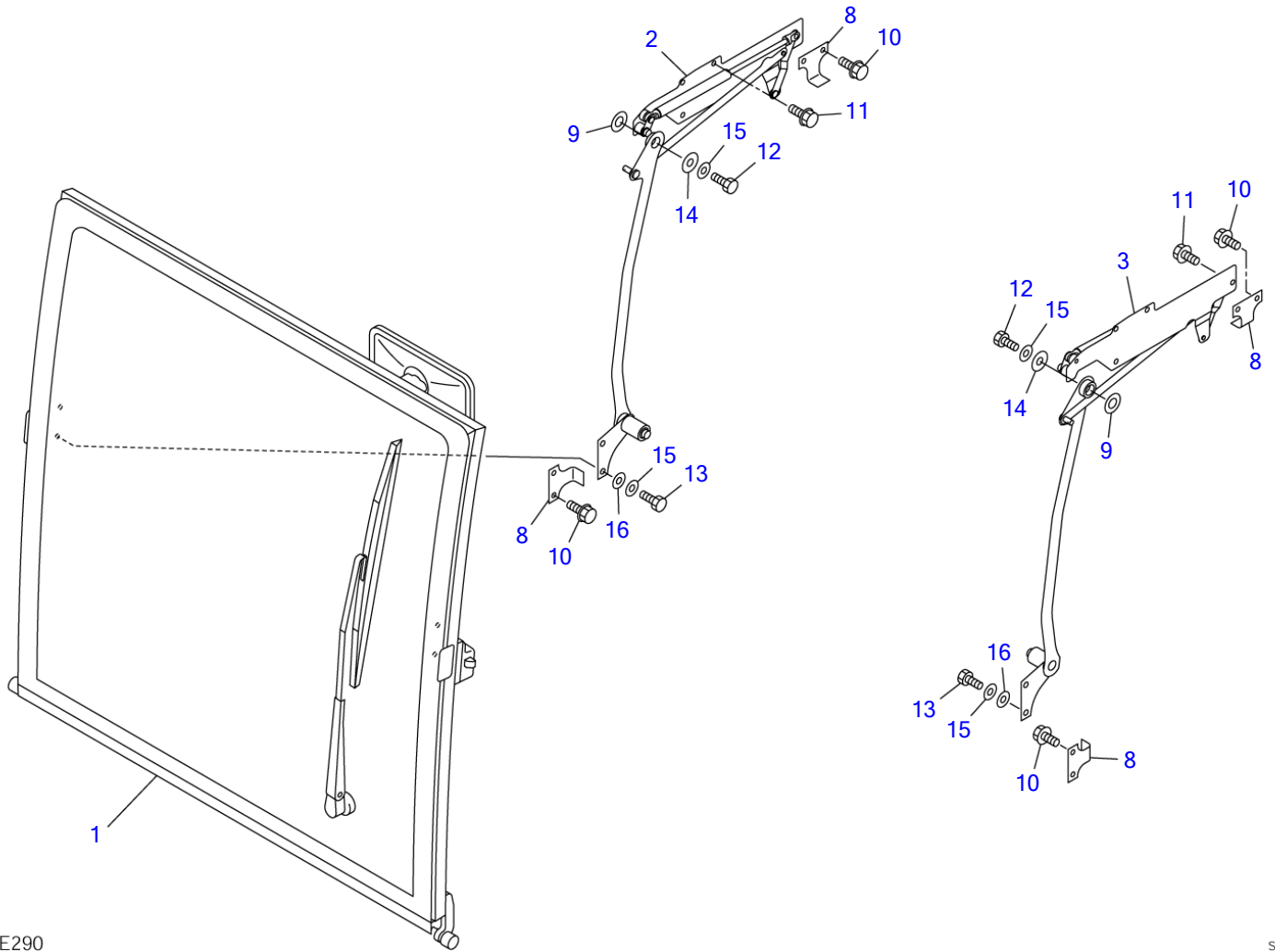


L5E280

S=1/15



Item	Part number	Description	CAB (4/7) (door)			Remarks
			Q'ty	Chan.	Serial No.	
0-1	0568652800	DOOR ASSY	1			X05686-52800-0
1	0568652810	• DOOR	1			
2	0568652802	• GLASS	1			
3	0568623300	• COVER	1			
4	0568630900	• PLATE	1			
5	0568630800	• ROD	1			
6	0568630600	• ROD	1			
7	0568623400	• CONTROL ASSY	1			
8	0568623500	• COLLAR	2			
9	0568623600	• SEAL	2			
10	1654005600	• HANDLE	1			
11	0068620400	• LOCK ASSY	1			
12	1653611527	• LOCK	1			
12-1	1700100019	• KEY	1			
13	1654005900	• STRIKER	1			
14	1654005500	• HANDLE	1			
15	1654005800	• BASE	1			
16	1654005700	• ESCUTCHEON	1			
17	1654615260	• DAM	1			sold by the meter
18	1654615145	• DAM	1			sold by the meter
19	1652711432	• CLIP	4			
20	0068621500	• SNAP	2			
21	0398610900	• SNAP	2			
22	1652053200	• GROMMET	2			
23	1100090612	• BOLT	3			
24	1150410612	• SCREW	4			
25	1120790516	• SCREW	1			
26	1131283006	• NUT	1			
27	1130090010	• NUT	4			
28	1654011706	• WASHER	4			
	L5e280					

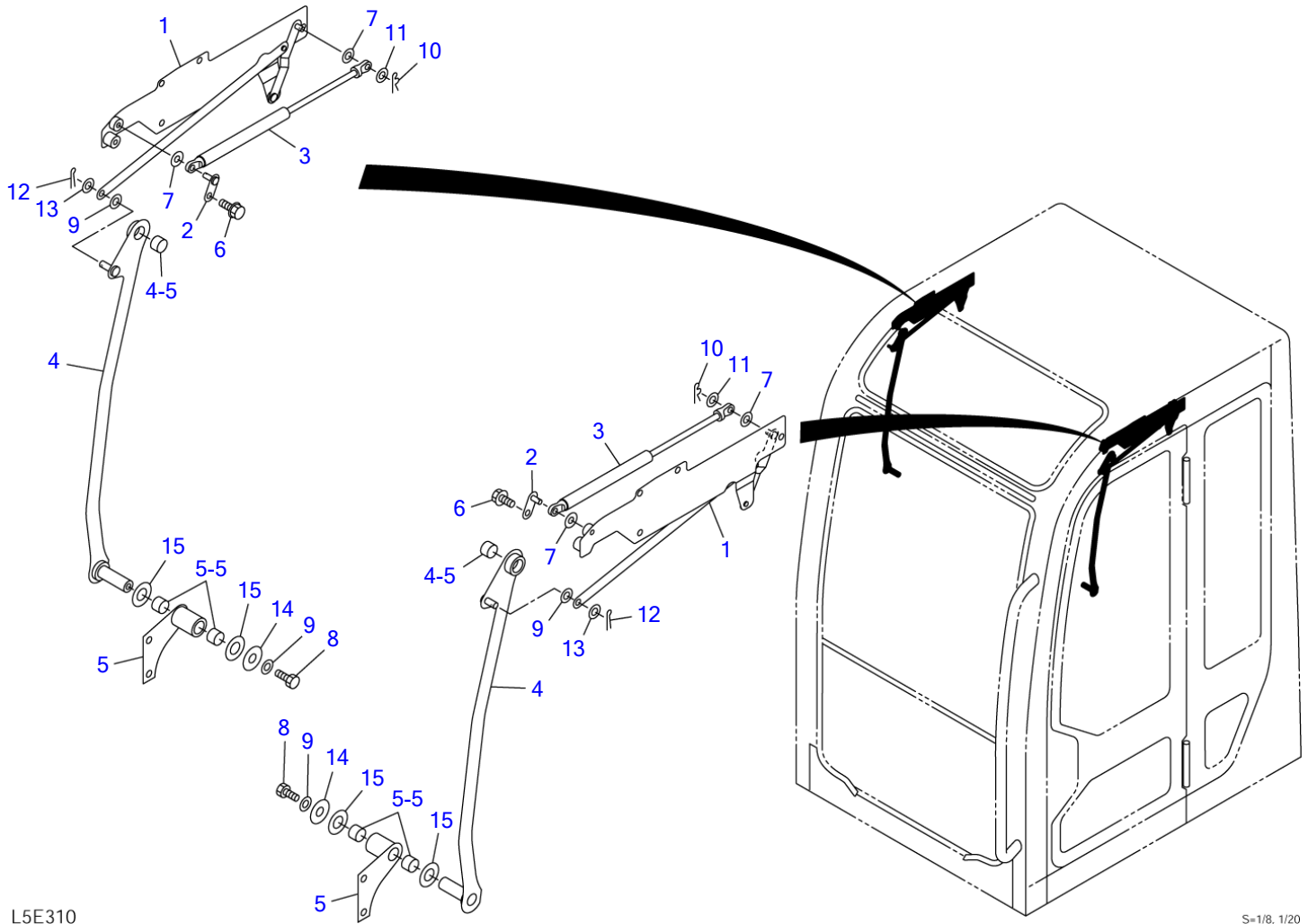


L5E290

S=1/10

**CAB (5/7) (front sash assist)**

Item	Part number	Description	Q'ty	Chan.	Serial No.	Serv.	Remarks
0-2	<b>0568652500</b>	ASSIST ASSY, front sash	1				
1	<b>0568652600</b>	▪ SASH ASSY, front	1				see page (7/7)
2	<b>0568652700</b>	▪ ASSIST ASSY (R.H.)	1				see page (6/7)
3	<b>0568652750</b>	▪ ASSIST ASSY (L.H.)	1				see page (6/7)
8	<b>0378603710</b>	▪ PLATE	4				
9	<b>0083252100</b>	▪ WASHER	2				
10	<b>1106690616</b>	▪ BOLT	8				
11	<b>1106690620</b>	▪ BOLT	8				
12	<b>1100090820</b>	▪ BOLT	2				
13	<b>1100090816</b>	▪ BOLT	4				
14	<b>0578600401</b>	▪ WASHER	2				
15	<b>1654011705</b>	▪ WASHER	6				
16	<b>1141190008</b>	▪ WASHER	4				
	<b>L5e290</b>						

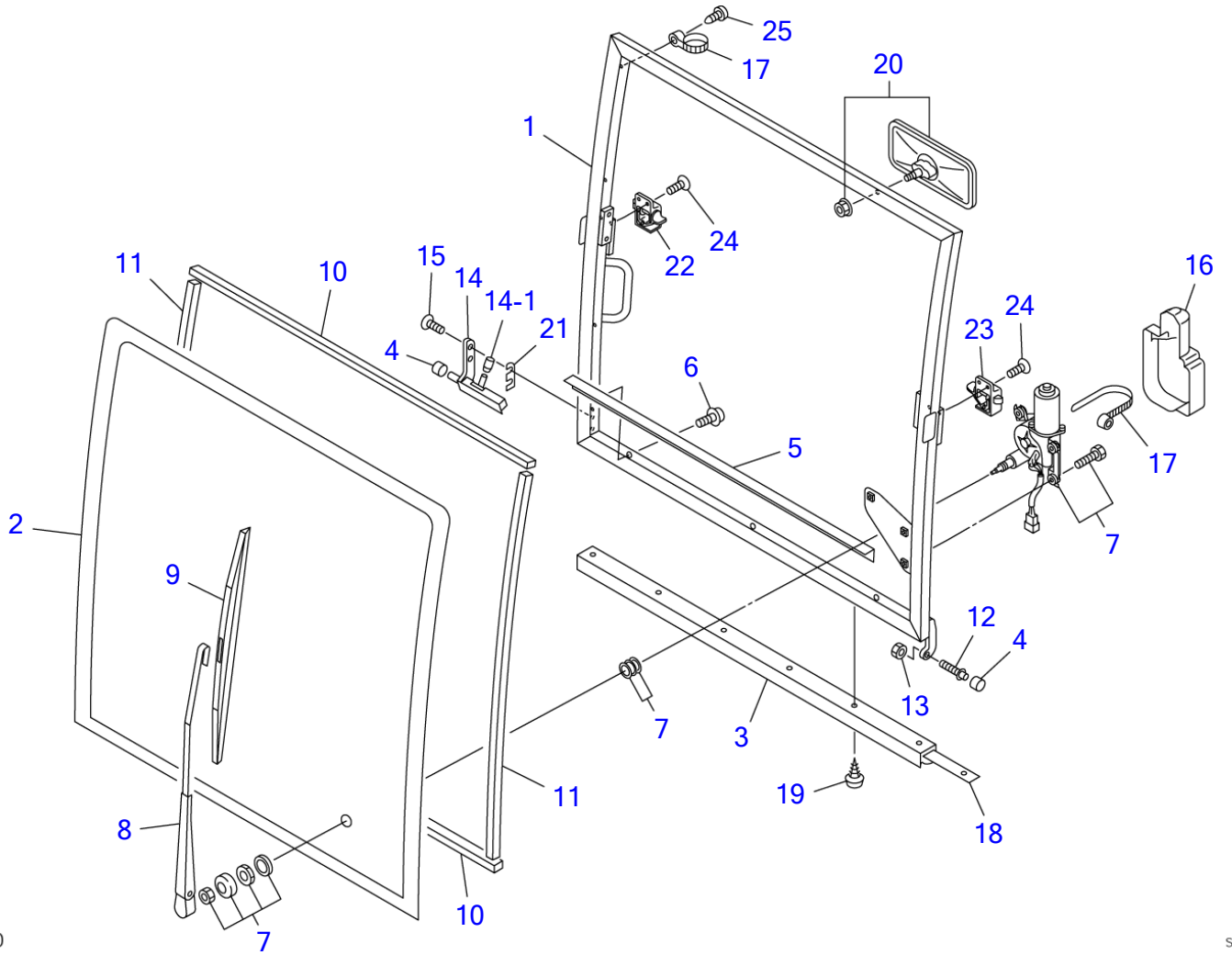


L5E310

S=1/8, 1/20

**CAB (6/7) (assist)**

Item	Part number	Description	Q'ty	Chan.	Serial No.	Serv.	Remarks
0-3	<b>0568652700</b>	ASSIST ASSY (R.H.)	1				
	<b>0568652750</b>	ASSIST ASSY (L.H.)	1				
1	<b>0568652720</b>	▪ LINK ASSY (R.H.)	1				
	<b>0568652770</b>	▪ LINK ASSY (L.H.)	1				
2	<b>0358601840</b>	▪ PLATE	1				
3	<b>1653900063</b>	▪ SPRING, gas	1				
4	<b>0378603720</b>	▪ ARM ASSY (R.H.)	1				
	<b>0378603740</b>	▪ ARM ASSY (L.H.)	1				
4-5	<b>1333001512</b>	▪ ▪ BUSHING	1				
5	<b>0378603760</b>	▪ PLATE ASSY (R.H.)	1				
	<b>0378603780</b>	▪ PLATE ASSY (L.H.)	1				
5-5	<b>1333001515</b>	▪ ▪ BUSHING	2				
6	<b>1106690616</b>	▪ BOLT	1				
7	<b>1654011756</b>	▪ WASHER	2				
8	<b>1100090820</b>	▪ BOLT	1				
9	<b>1654011705</b>	▪ WASHER	2				
10	<b>1214000006</b>	▪ PIN, snap	1				
11	<b>1654011712</b>	▪ WASHER	1				
12	<b>1210002015</b>	▪ PIN, split	1				
13	<b>1141190008</b>	▪ WASHER	1				
14	<b>0578600401</b>	▪ WASHER	1				
15	<b>0083252100</b>	▪ WASHER	2				
	<b>L5e310</b>						



L5E300

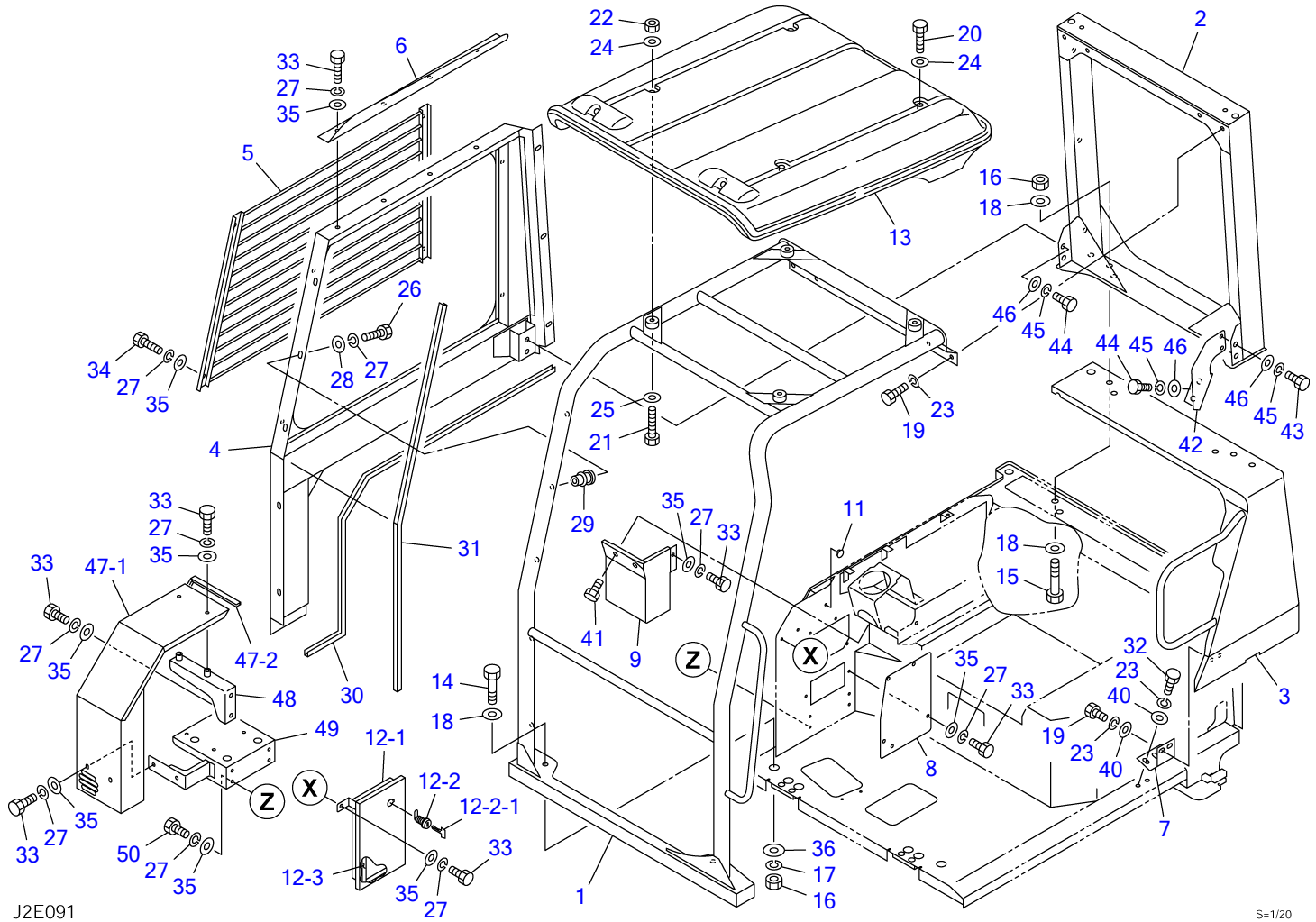
S=1/12

CAB (7/7) (front sash)

Item	Part number	Description	Q'ty	Chan.	Serial No.	Serv.	Remarks
0-4	0568652600	SASH ASSY, front	1				
1	0568652610	▪ SASH, front	1				
2	0568652630	▪ GLASS	1				
3	0568621800	▪ SEAL	1				
4	0568622200	▪ ROLLER	2				
5	0338630440	▪ PLATE	1				
6	1150420512	▪ SCREW	3				
7	1704051212	▪ MOTOR, wiper	1				
8	1704100530	▪ ARM, wiper	1				
9	1704200530	▪ BLADE	1				
10	1654615080	▪ DAM	2				sold by the meter
11	1654616080	▪ DAM	2				sold by the meter
12	0578600406	▪ SHAFT	1				
13	1130090010	▪ NUT	1				
14	0568652640	▪ LATCH	1				
14-1	0568652647	▪ ▪ CAP	1				
15	1120890820	▪ BOLT	2				
16	1704400001	▪ COVER	1				
17	1652221050	▪ BAND	5				
18	0568621900	▪ PLATE	1				
19	1122500412	▪ SCREW	6				
20	1654005460	▪ MIRROR	1				
21	0568652650	▪ PLATE	2				
22	0578600490	▪ HANDLE (R.H.)	1				
23	0578600480	▪ HANDLE (L.H.)	1				
24	1120840612	▪ SCREW	4				
25	1122400510	▪ SCREW	4				

L5e300

TB153FR Book No. BJ2Z004 S/N 15820004-  
CANOPY



J2E091

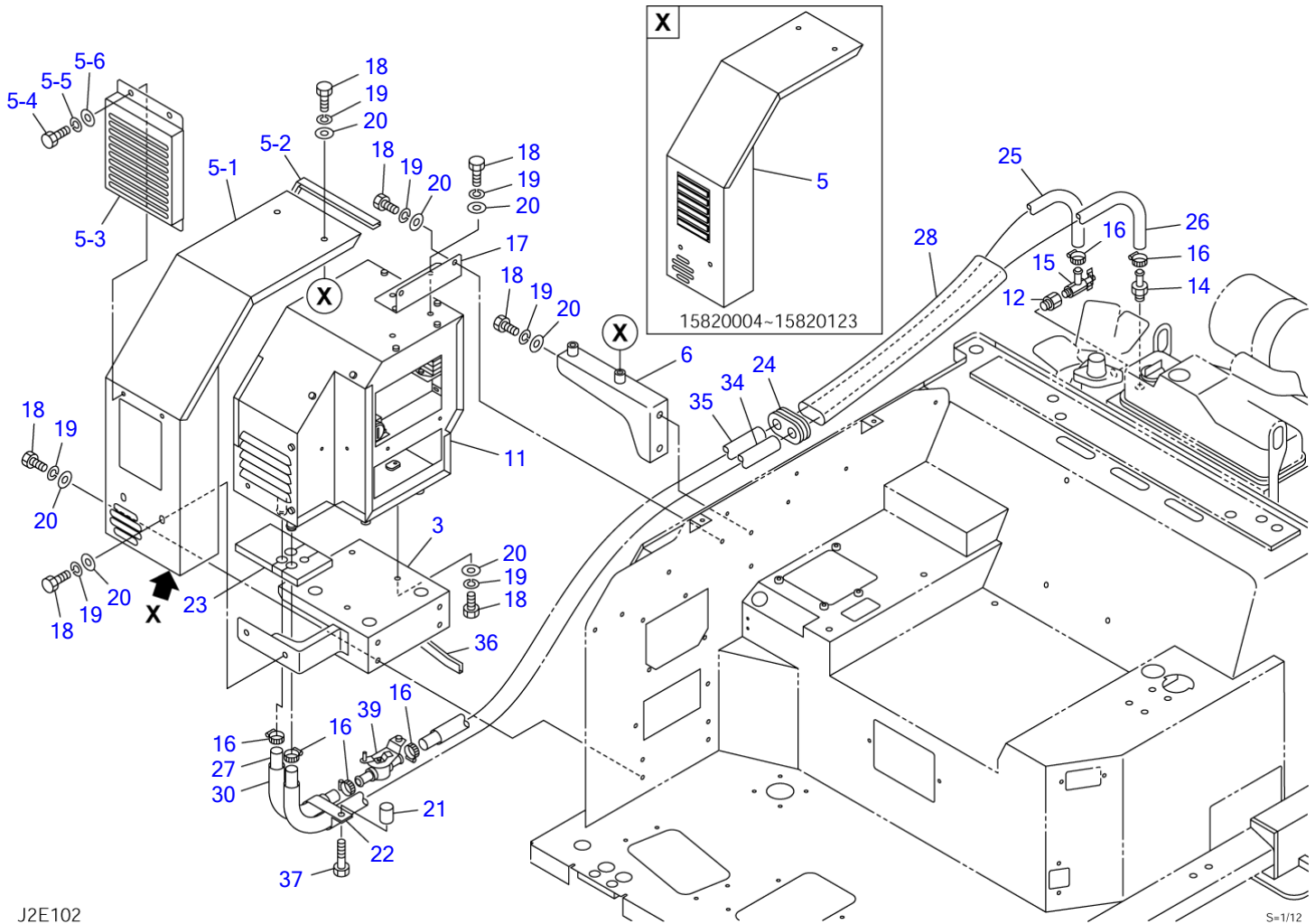
S=1/20



CANOPY							
Item	Part number	Description	Q'ty	Chan.	Serial No.	Serv.	Remarks
		CANOPY ASSY					X03984-03500-5
1	0398403600	POLE	1				
2	0398403700	POLE	1				
3	0398403300	COVER	1				
4	0398403800	PANEL	1				
5	0398401500	GUARD	1				
6	0398403560	COVER	1				
7	0398403570	ANGLE	1				
8	0398403580	COVER	1				
9	0398403590	COVER	1				
11	1652533016	CAP	2		15820022~		
12	0398403900	MANUAL STORAGE ASSY	1		15820022~		
12-1	0398403910	· MANUAL STORAGE	1		15820022~		
12-2	1653601395	· LOCK	1		15820022~		
12-2-1	1700100019	· KEY	1		15820022~		
12-3	1654601096	· TRIM	1		15820022~		sold by the meter
13	0368416300	ROOF	1				
14	1101041445	BOLT	2				
15	1101041460	BOLT	4				
16	1130540014	NUT	6				
17	1140020014	WASHER, spring	2				
18	1141550014	WASHER	10				
19	1100041020	BOLT	6				
20	1100041035	BOLT	2				
21	1100041050	BOLT	2				
22	1130040010	NUT	2				
23	1140020010	WASHER, spring	8				
24	0003600020	WASHER	4				
25	1141110010	WASHER	2				
26	1100040835	BOLT	8				
27	1140020008	WASHER, spring	33				
28	0003608252	WASHER	8				
29	1652520008	NUT	8				
30	1654607140	SEAL	1				sold by the meter
31	1654605135	RUBBER	1				sold by the meter
32	1100041025	BOLT	2				
33	1100040816	BOLT	17				
34	1100040825	BOLT	4				
35	1141110008	WASHER	25				
36	0003600122	WASHER	2				
40	0003600025	WASHER	4				
41	1100040612	BOLT	2				
42	0398403780	BRACKET	1		15820022~		
43	1101041225	BOLT	2		15820022~		
44	1101041235	BOLT	4		15820022~		
45	1140020012	WASHER, spring	6		15820022~		
46	1141110012	WASHER	6		15820022~		
47	0398404200	COVER ASSY, unit	1		15820022~		
47-1	0398404210	· COVER	1		15820022~		
47-2	1654606036	· RUBBER	1		15820022~		sold by the meter
48	0564630860	BRACKET	1		15820022~		
49	0564531730	BRACKET	1		15820022~		
50	1100040814	BOLT	4		15820022~		

J2e093

TB153FR Book No. BJ2Z004 S/N 15820004-  
HEATER (1/3) (15820004-15820723)



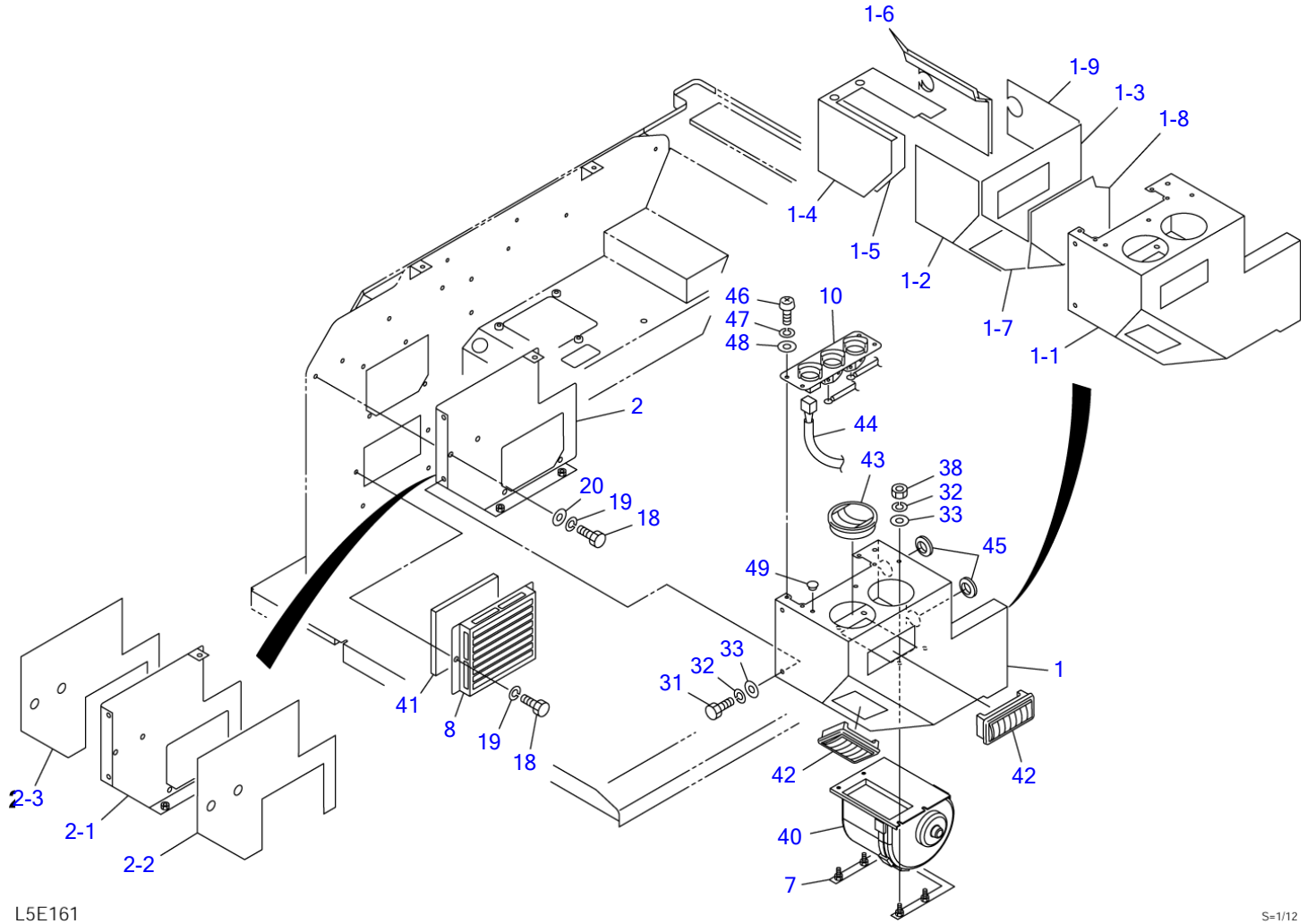
J2E102

S=1/12

**HEATER (1/3) (15820004-15820723)**

Item	Part number	Description	Q'ty	Chan.	Serial No.	Serv.	Remarks
		HEATER ASSY					X03945-13400-5
3	0564531730	BRACKET	1				
5	0394513410	COVER	1		15820004~15820123		
	0394513420	COVER ASSY	1	(H)	15820124~		
5-1	0394617660	· COVER	1		15820124~		
5-2	1654606036	· RUBBER	1		15820124~		sold by the meter
5-3	0564531820	· COVER	1		15820124~		
5-4	1100040816	· BOLT	2		15820124~		
5-5	1140020008	· WASHER, spring	2		15820124~		
5-6	1141110008	· WASHER	2		15820124~		
6	0564630860	BRACKET	1				
11	1911509410	HEATER UNIT	1				
12	1501910303	CONNECTOR	1				
14	1911502200	ADAPTOR	1				
15	1911502100	VALVE	1				
16	1911500500	CLAMP	6				
17	0564631230	BRACKET	1				
18	1100040816	BOLT	17				
19	1140020008	WASHER, spring	18				
20	1141110008	WASHER	18				
21	0394211020	COLLAR	1				
22	0007300018	CLAMP	1				
23	0564631220	URETHANE	1				
24	0097210300	GUARD	1				
25	1911511860	HOSE	1				
26	1911515135	HOSE	1				
27	1911501820	HOSE	1				
28	1531345030	PROTECTOR	1				sold by the meter
30	1531325012	PROTECTOR	1				sold by the meter
34	1531325075	PROTECTOR	1				sold by the meter
35	1531325050	PROTECTOR	1				sold by the meter
36	1653916022	TRIM	1				sold by the meter
37	1100040850	BOLT	1				
39	1911506008	VALVE, water	1				

J2e102

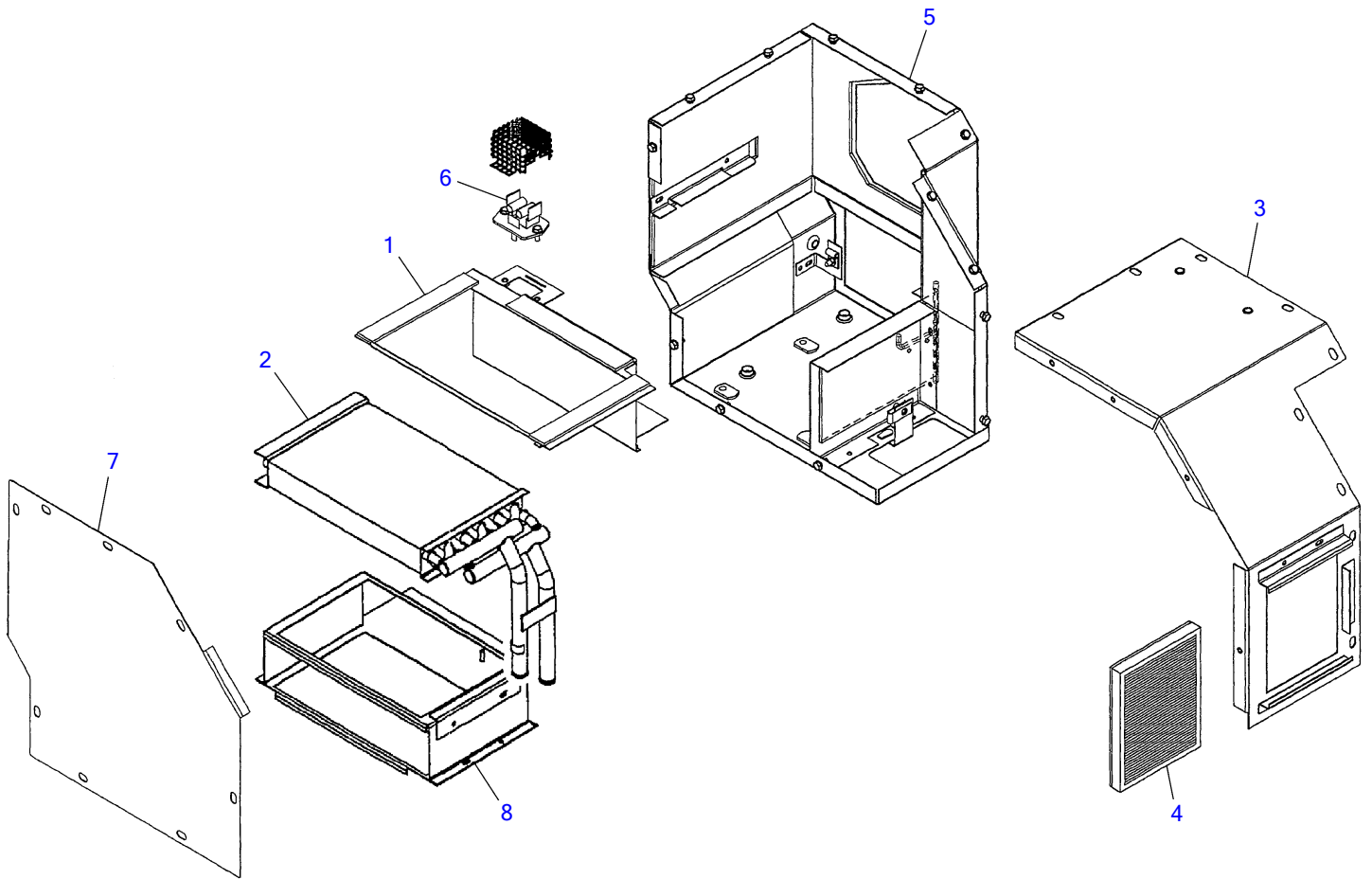


L5E161

S=1/12

**HEATER (2/3) (15820004-15820723)**

Item	Part number	Description	Q'ty	Chan.	Serial No.	Serv.	Remarks
		HEATER ASSY					X03945-13400-5
1	0564531710	BOX ASSY	1				
1-1	0564531711	· BOX	1				
1-2	0564531712	· URETHANE	1				
1-3	0564531713	· URETHANE	1				
1-4	0564531714	· URETHANE	1				
1-5	0564531715	· URETHANE	1				
1-6	0564531716	· URETHANE	2				
1-7	0564531717	· URETHANE	1				
1-8	0564531718	· URETHANE	1				
1-9	0564531719	· URETHANE	1				
2	0564531720	PLATE ASSY	1				
2-1	0564531721	· PLATE	1				
2-2	0564531722	· URETHANE	1				
2-3	0564531723	· RUBBER	1				
7	0564531770	BRACKET	1				
8	0564631180	COVER	1				
10	1911509426	PANEL ASSY, control	1				
18	1100040816	BOLT	4				
19	1140020008	WASHER, spring	4				
20	1141110008	WASHER	2				
31	1100040612	BOLT	5				
32	1140020006	WASHER, spring	9				
33	1141110006	WASHER	9				
38	1130040016	NUT	4				
40	1911509206	MOTOR, blower	1				
41	0564631190	FILTER	1				
42	1911505723	LOUVER	2				
43	1911505722	LOUVER	2				
44	1911509425	HARNES, wiring	1				
45	1652053200	GROMMET	2				
46	1120590510	SCREW	4				
47	1140090005	WASHER, spring	4				
48	1141190005	WASHER	4				
49	1652533016	CAP	3				
	J2e112						



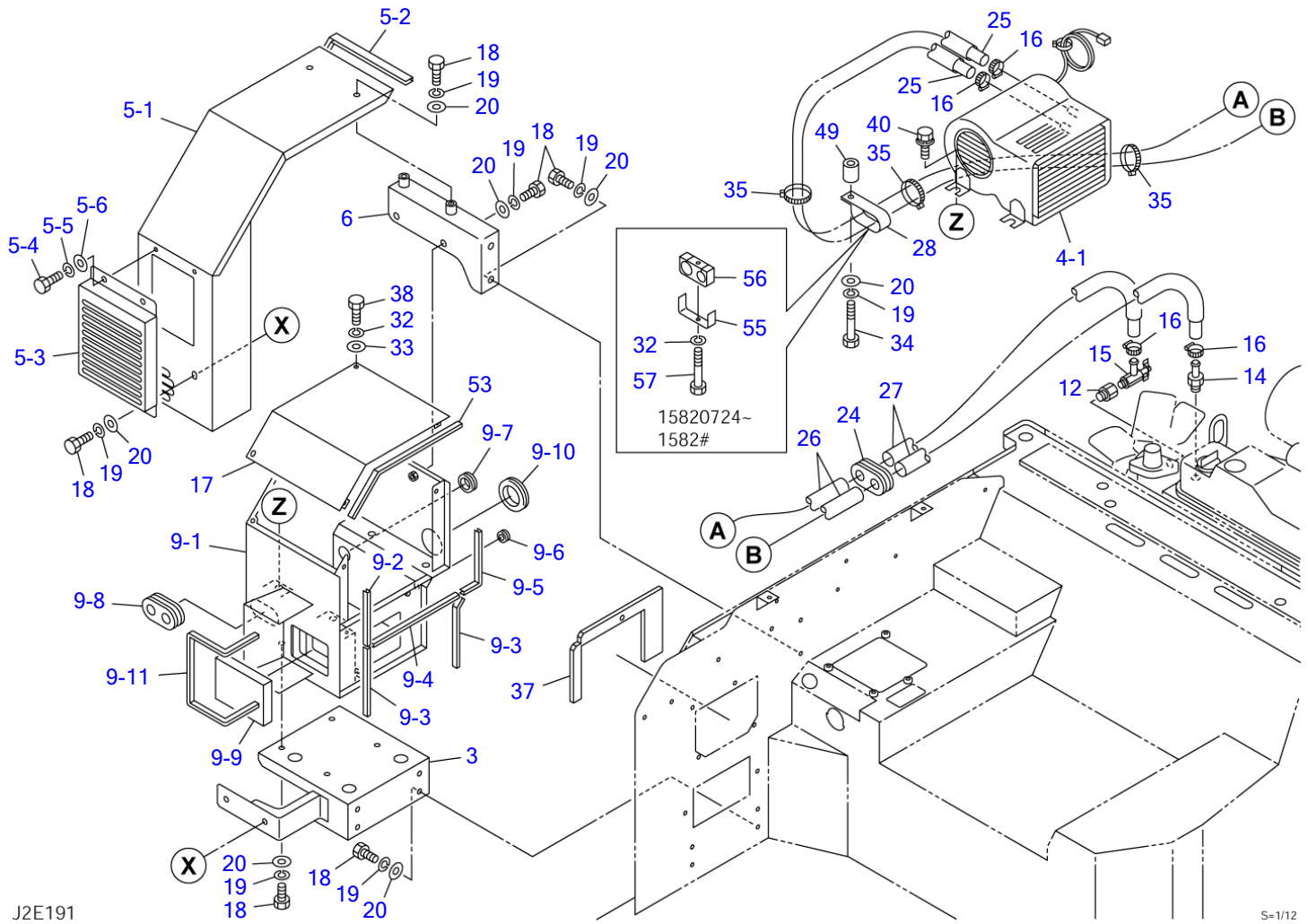
L5E220

S-free

**HEATER (3/3) (15820004-15820723)**

Item	Part number	Description	Q'ty	Chan.	Serial No.	Serv.	Remarks
0	<b>1911509410</b>	HEATER UNIT	1				
1	<b>1911509232</b>	▪ COVER	1				
2	<b>1911509234</b>	▪ CORE, heater	1				
3	<b>1911509235</b>	▪ COVER	1				
4	<b>1911509413</b>	▪ FILTER	1				
5	<b>1911509236</b>	▪ HOUSING	1				
6	<b>1911506343</b>	▪ RESISTOR	1				M
7	<b>1911509411</b>	▪ COVER	1				
8	<b>1911509412</b>	▪ COVER	1				
	<b>L5e221</b>						

TB153FR Book No. BJ2Z004 S/N 15820004-  
HEATER (1/2) (15820724-)



J2E191

S=1/12

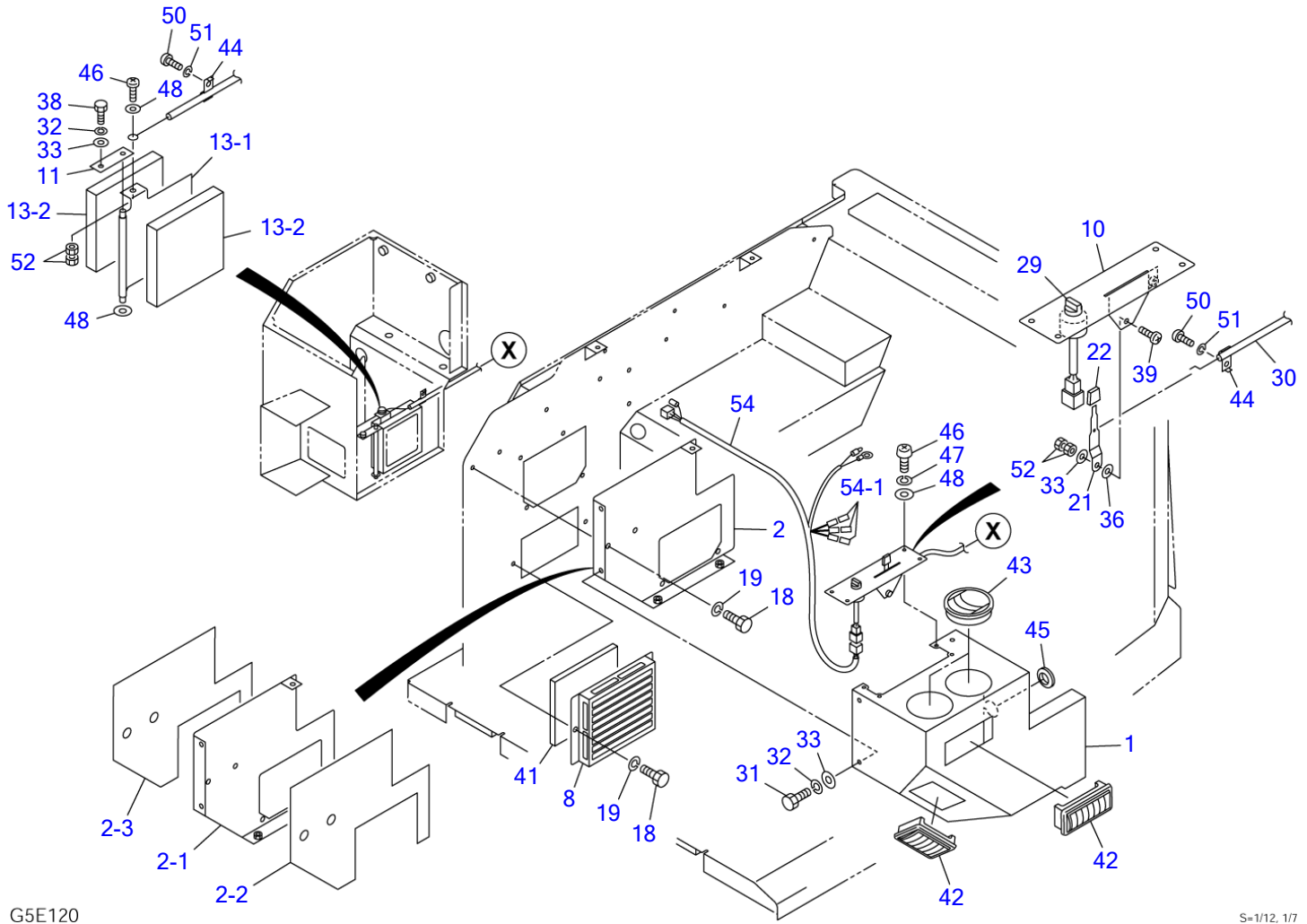


**HEATER (1/2) (15820724-)**

Item	Part number	Description	Q'ty	Chan.	Serial No.	Serv.	Remarks
		HEATER ASSY					X03945-13600-3
3	0564531730	BRACKET	1				
4	0564531910	HEATER UNIT ASSY	1				X05645-31910-0
4-1	1911508100	• HEATER UNIT	1				
5	0394513420	COVER ASSY	1				
5-1	0394617660	• COVER	1				
5-2	1654606036	• RUBBER	1				sold by the meter
5-3	0564531820	• COVER	1				
5-4	1100040816	• BOLT	2				
5-5	1140020008	• WASHER, spring	2				
5-6	1141110008	• WASHER	2				
6	0394513510	BRACKET	1				
9	0564531920	BOX ASSY, heater	1				
9-1	0564531930	• BOX	1				
9-2	1654606012	• TRIM	1				sold by the meter
9-3	1654606015	• TRIM	2				sold by the meter
9-4	1654606022	• TRIM	1				sold by the meter
9-5	1654606014	• TRIM	1				sold by the meter
9-6	1652051200	• GROMMET	1				
9-7	1652060028	• GROMMET	1				
9-8	0337017300	• GUARD	1				
9-9	0564519550	• FILTER	1				
9-10	1652060051	• GROMMET	1				
9-11	1654606033	• TRIM	1				sold by the meter
12	1501910303	CONNECTOR	1				
14	1911502200	ADAPTOR	1				
15	1911502100	VALVE	1				
16	1911500500	BAND	4				
17	0564531940	COVER	1				
18	1100040816	BOLT	16				
19	1140020008	WASHER, spring	17				
20	1141110008	WASHER	21				
24	0097210300	GUARD	1				
25	1911521815	HOSE	2				
26	1531325107	PROTECTOR	2			M	sold by the meter
27	1531325050	PROTECTOR	2				sold by the meter
28	0007300018	CLAMP	1		1582#~	M	No. 24219
32	1140020006	WASHER, spring	4				
33	1141110006	WASHER	4				
34	1100040845	BOLT	1		1582#~		No. 24219
35	1652231250	BAND	3				
37	0564531937	SPONGE	1				
38	1100040616	BOLT	4				
40	1110561016	SCREW	3				
49	0394211020	COLLAR	1		1582#~	M	No. 24219
53	1654606030	TRIM	1				sold by the meter
55	0564631200	CLAMP	1		15820724~1582#		No. 24219
56	0564631210	RUBBER	1		15820724~1582#		
57	1100040650	BOLT	1		15820724~1582#		

**J2e191**

TB153FR Book No. BJ2Z004 S/N 15820004-  
HEATER (2/2) (15820724-)

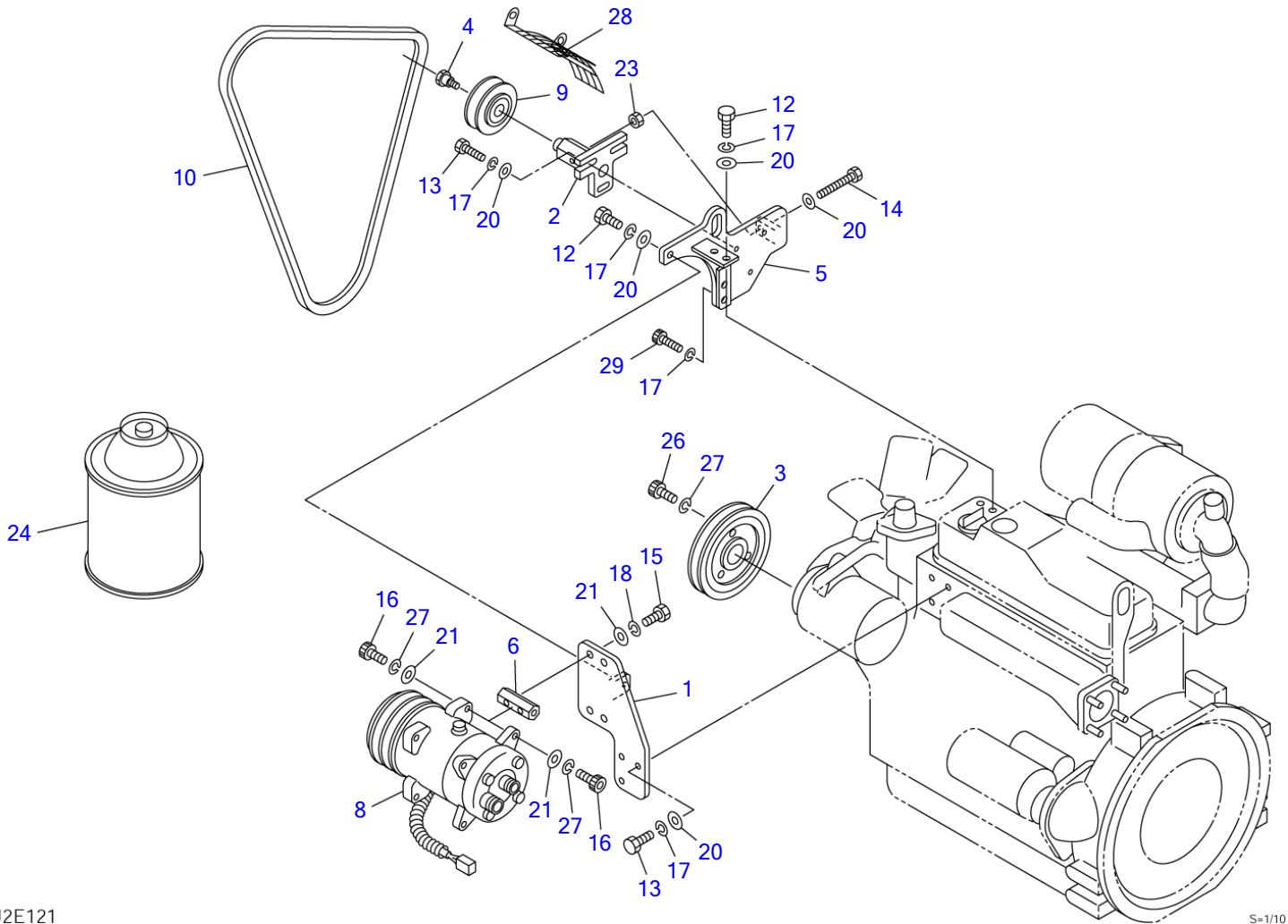


G5E120

S=1/12, 1/7

**HEATER (2/2) (15820724-)**

Item	Part number	Description	Q'ty	Chan.	Serial No.	Serv.	Remarks
		HEATER ASSY					X03945-13600-3
1	0564531960	BOX	1				
2	0564531720	PLATE ASSY	1				
2-1	0564531721	• PLATE	1				
2-2	0564531722	• URETHANE	1				
2-3	0564531723	• RUBBER	1				
8	0564631180	COVER	1				
10	0394513550	PANEL, control	1				
11	0394513501	PLATE	1				
13	0394513560	DAMPER ASSY	1				X03945-13560-0
13-1	0394513570	• DAMPER	1				
13-2	0394513562	• SPONGE	2				
18	1100040816	BOLT	8				
19	1140020008	WASHER, spring	8				
21	0564525300	LEVER	1				
22	0564612550	KNOB	1				
29	1700000011	SWITCH, heater	1				
30	0564525460	WIRE	1			M	
31	1100040612	BOLT	5				
32	1140020006	WASHER, spring	6				
33	1141110006	WASHER	7				
36	1652540014	SPACER	1				
38	1100040616	BOLT	1				
39	1120590516	SCREW	1				
41	0564631190	FILTER	1				
42	1911505723	LOUVER	2				
43	1911505722	LOUVER	2				
44	0564612530	CLAMP	2				
45	1652053200	GROMMET	1				
46	1120590510	SCREW	5				
47	1140090005	WASHER, spring	4				
48	1141190005	WASHER	6				
50	1120530408	SCREW	2				
51	1141110004	WASHER	2				
52	1130040005	NUT	4				
54	0564531950	HARNES ASSY, wiring	1				
54-1	1730500008	• DIODE (3A yellow)	3				
	J2e201						

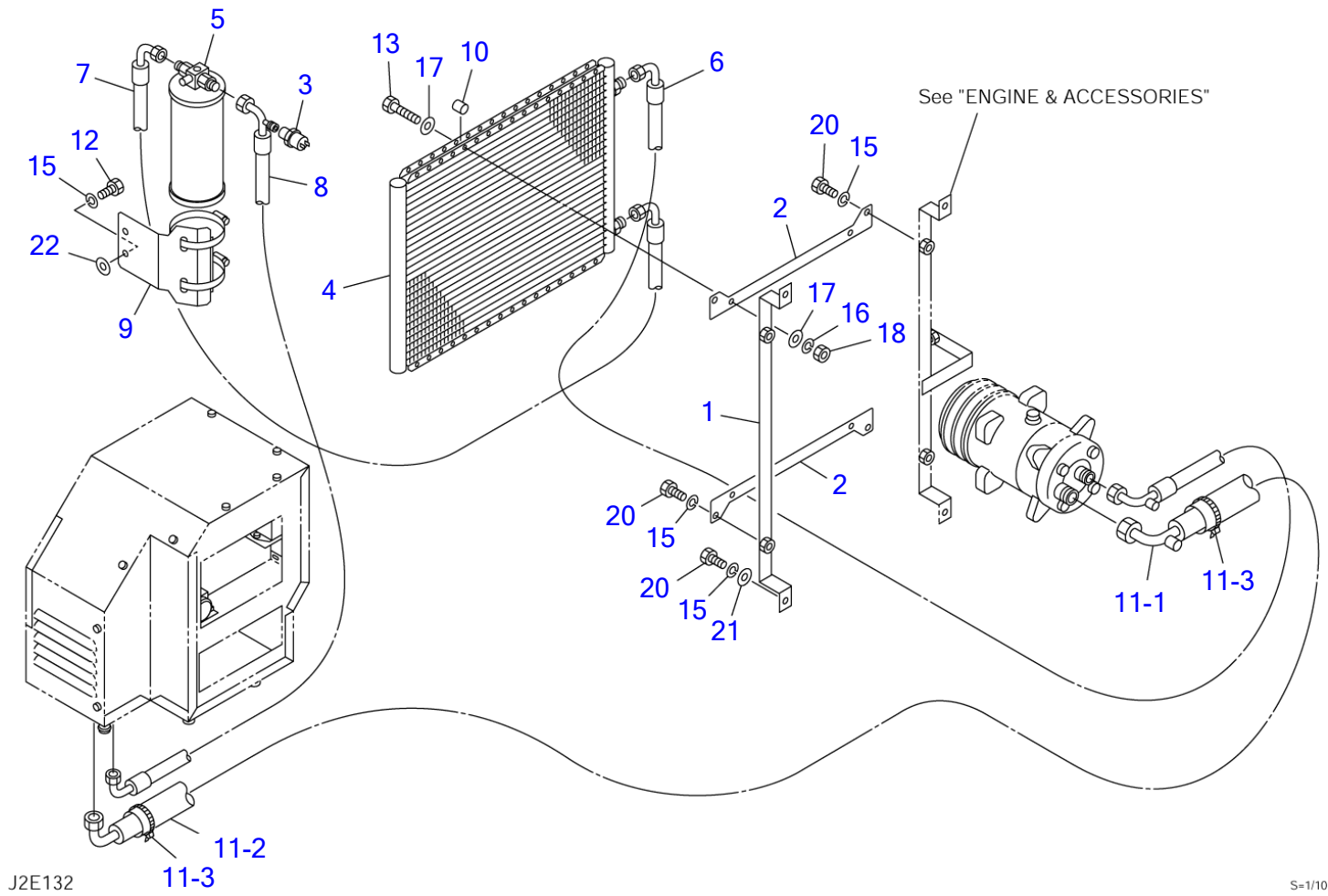


J2E121

S=1/10

AIR CONDITIONER (1/7) (compressor)							
Item	Part number	Description	Q'ty	Chan.	Serial No.	Serv.	Remarks
		CONDITIONER ASSY, air					X03946-17000-1
		CONDITIONER ASSY, air (with 3rd aux. lines)					X03946-17050-1
0-1	X *****	COMPRESSOR ASSY	1				X03946-16100-3
1	0394616110	▪ BRACKET	1				
2	0564630650	▪ BOSS	1		15820004~15820128		M10
	0564630670	▪ BOSS	1		15820129~		M12
3	0394614710	▪ PULLEY	1				
4	0564630640	▪ SHAFT	1		15820004~15820128		M10
	0564630660	▪ SHAFT	1		15820129~		M12
5	0394616150	▪ BRACKET	1				
6	0564620110	▪ BOSS	2				
8	1911506010	▪ COMPRESSOR	1				
9	1911505700	▪ PULLEY	1				
10	1621071056	▪ V-BELT	1				
12	1100040820	▪ BOLT	3				
13	1100040825	▪ BOLT	6				
14	1100240885	▪ BOLT	1				
15	1100041030	▪ BOLT	4				
16	1110041025	▪ BOLT	4				
17	1140020008	▪ WASHER, spring	11				
18	1140020010	▪ WASHER, spring	8				
20	1141110008	▪ WASHER	10				
21	1141110010	▪ WASHER	8				
23	1130040008	▪ NUT	1				
24	1919055000	▪ GAS	8				100g
26	1110041020	▪ SCREW, cap	3				
27	1140420010	▪ WASHER, spring	7				
28	0394616160	▪ GUARD, fan	1				
29	1111820825	▪ SCREW, cap	2				
	J2e121						

TB153FR Book No. BJ2Z004 S/N 15820004-  
AIR CONDITIONER (2/7) (condenser)



J2E132

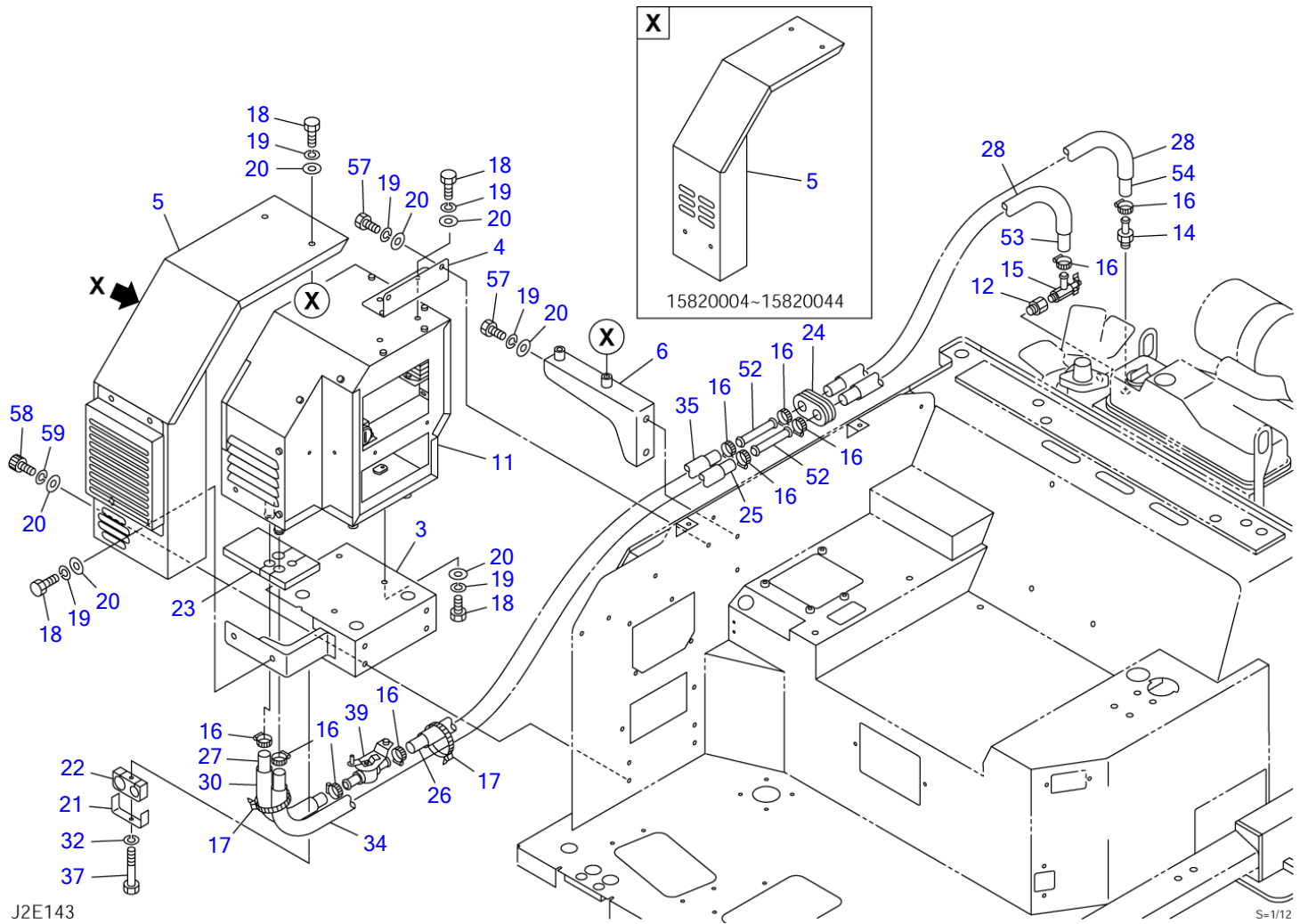
S=1/10

**AIR CONDITIONER (2/7) (condenser)**

Item	Part number	Description	Q'ty	Chan.	Serial No.	Serv.	Remarks
		CONDITIONER ASSY, air					X03946-17000-1
		CONDITIONER ASSY, air (with 3rd aux. lines)					X03946-17050-1
0-2	X *****	CONDENSER ASSY	1				X03946-17200-3
1	0394617210	• BRACKET	1				
2	0394617230	• BRACKET	2				
3	1911505514	• SWITCH, pressure	1				
4	1911506620	• CONDENSER	1				
5	1911505511	• DRIER	1				
6	1911509403	• HOSE	1				
	1911505602	• • O-RING	2				
7	1911509401	• HOSE	1				
	1911505601	• • O-RING	2				
8	1911509402	• HOSE	1				
	1911505601	• • O-RING	2				
9	1911506301	• BRACKET	1				
10	0574600250	• COLLAR	4				
11	0394617620	• HOSE ASSY	1				
11-1	1911509404	• • HOSE	1				
	1911505603	• • • O-RING	2				
11-2	0394615141	• • INSULATOR	1				
11-3	1652241150	• • BAND	2				
12	1100040816	• BOLT	2				
13	1100040640	• BOLT	4				
15	1140020008	• WASHER, spring	8				
16	1140020006	• WASHER, spring	4				
17	1141110006	• WASHER	12				
18	1130040006	• NUT	4				
20	1100040820	• BOLT	6				
21	1141110008	• WASHER	2				
22	0003900039	• WASHER	2				

J2e132

TB153FR Book No. BJ2Z004 S/N 15820004-  
AIR CONDITIONER (3/7) (air conditioner unit)

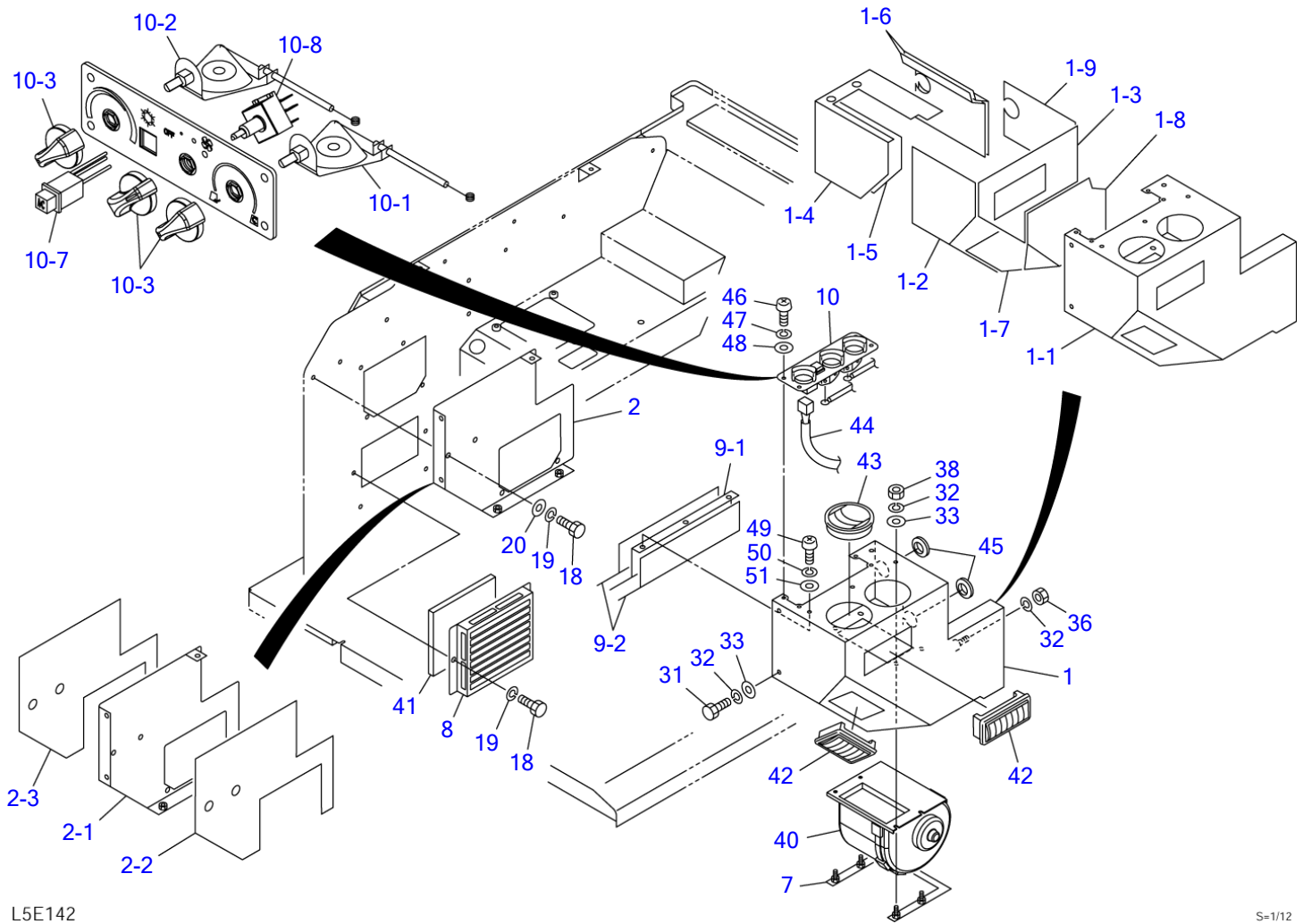




**AIR CONDITIONER (3/7) (air conditioner unit)**

Item	Part number	Description	Q'ty	Chan.	Serial No.	Serv.	Remarks
		CONDITIONER ASSY, air					X03946-17000-1
		CONDITIONER ASSY, air					X03946-17050-1
		(with 3rd aux. lines)					
0-3	X *****	UNIT ASSY	1				X03946-17600-7
3	0564531730	• BRACKET	1				
4	0564631230	• BRACKET	1				
5	0394513410	• COVER	1		15820004~15820044		
	0394617610	• COVER ASSY	1	(H)	15820045~		see page (5/7)
6	0564630860	• BRACKET	1				
11	0564631100	• UNIT ASSY, air conditioner	1		15820004~15820147		see page (5/7)
	0564631240	• UNIT ASSY, air conditioner	1		15820148~		see page (5/7)
12	1501910303	• CONNECTOR	1				
14	1911502200	• ADAPTOR	1				
15	1911502100	• VALVE	1				
16	1911500500	• CLAMP	10				
17	1652241300	• BAND	2				
18	1100040816	• BOLT	10				
19	1140020008	• WASHER, spring	14				
20	1141110008	• WASHER	18				
21	0564631200	• CLAMP	1				
22	0564631210	• RUBBER	1				
23	0564631220	• URETHANE	1				
24	0097210300	• GUARD	1				
25	1911501890	• HOSE	1				
26	1911505615	• HOSE	1				
27	1911501820	• HOSE	1				
28	1531325050	• PROTECTOR	2				sold by the meter
30	1531325012	• PROTECTOR	1				sold by the meter
32	1140020006	• WASHER, spring	1				
34	1531325075	• PROTECTOR	1				sold by the meter
35	1531325050	• PROTECTOR	1				sold by the meter
37	1100040650	• BOLT	1				
39	1911506008	• VALVE, water	1				
52	0394617670	• PIPE	2				
53	1911501870	• HOSE	1				
54	1911505170	• HOSE	1				
57	1100040814	• BOLT	4				
58	1110040814	• SCREW, cap	4				
59	1140420008	• WASHER, spring	4				

J2e143



L5E142

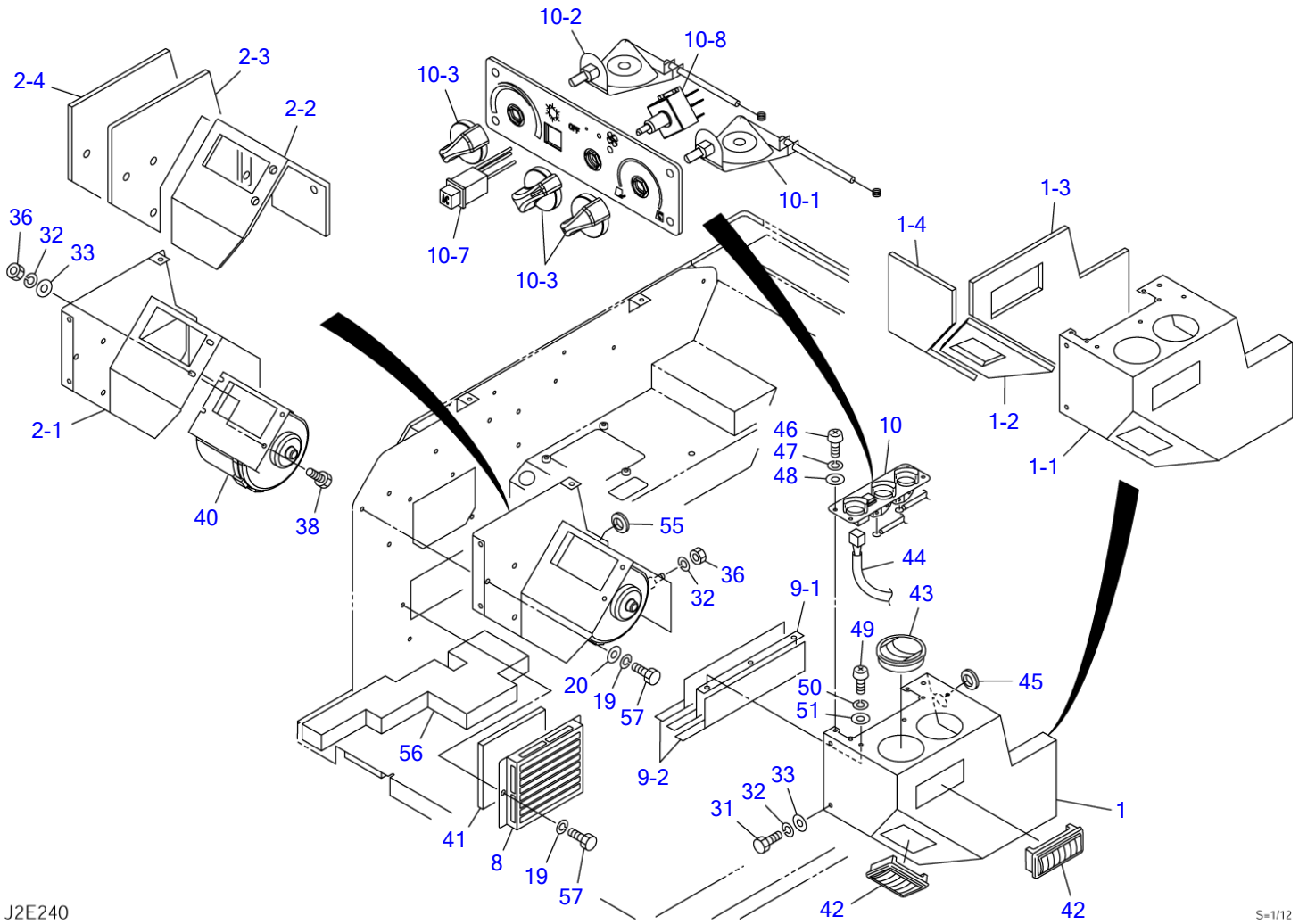
S=1/12

**AIR CONDITIONER (4/7) (air conditioner unit; 15820004-15820723)**

Item	Part number	Description	Q'ty	Chan.	Serial No.	Serv.	Remarks
		CONDITIONER ASSY, air					X03946-17000-1
		CONDITIONER ASSY, air (with 3rd aux. lines)					X03946-17050-1
0-3	X *****	UNIT ASSY	1				X03946-17600-5
1	0564531710	• BOX ASSY	1				
1-1	0564531711	• • BOX	1				
1-2	0564531712	• • URETHANE	1				
1-3	0564531713	• • URETHANE	1				
1-4	0564531714	• • URETHANE	1				
1-5	0564531715	• • URETHANE	1				
1-6	0564531716	• • URETHANE	2				
1-7	0564531717	• • URETHANE	1				
1-8	0564531718	• • URETHANE	1				
1-9	0564531719	• • URETHANE	1				
2	0564531720	• PLATE ASSY	1				
2-1	0564531721	• • PLATE	1				
2-2	0564531722	• • URETHANE	1				
2-3	0564531723	• • RUBBER	1				
7	0564531770	• BRACKET	1				
8	0564631180	• COVER	1				
9	0564531780	• PLATE ASSY	1				
9-1	0564531781	• • PLATE	1				
9-2	0564531782	• • URETHANE	2				
10	1911509208	• PANEL ASSY, control	1				
10-1	1911509210	• • CONVERTER, cable control	1				M
10-2	1911509220	• • CONVERTER, cable control	1				M
10-3	1911505763	• • KNOB	3				M
10-7	1911505767	• • SWTCH, air con.	1				M
10-8	1911509280	• • ROTARY SWITCH, 3-speed	1				M
18	1100040816	• BOLT	4				
19	1140020008	• WASHER, spring	4				
20	1141110008	• WASHER	2				
31	1100040612	• BOLT	5				
32	1140020006	• WASHER, spring	10				
33	1141110006	• WASHER	9				
36	1130040006	• NUT	1				
38	1130040016	• NUT	4				
40	1911509206	• MOTOR, blower	1				
41	0564631190	• FILTER	1				
42	1911505723	• LOUVER	2				
43	1911505722	• LOUVER	2				
44	1911509205	• HARNESS, wiring	1				
45	1652053200	• GROMMET	2				
46	1120590510	• SCREW	4				
47	1140090005	• WASHER, spring	4				
48	1141190005	• WASHER	4				
49	1120590610	• SCREW	3				
50	1140090006	• WASHER, spring	3				
51	1141190006	• WASHER	3				

J2e153

TB153FR Book No. BJ2Z004 S/N 15820004-  
AIR CONDITIONER (4/7) (air conditioner unit; 15820724-)

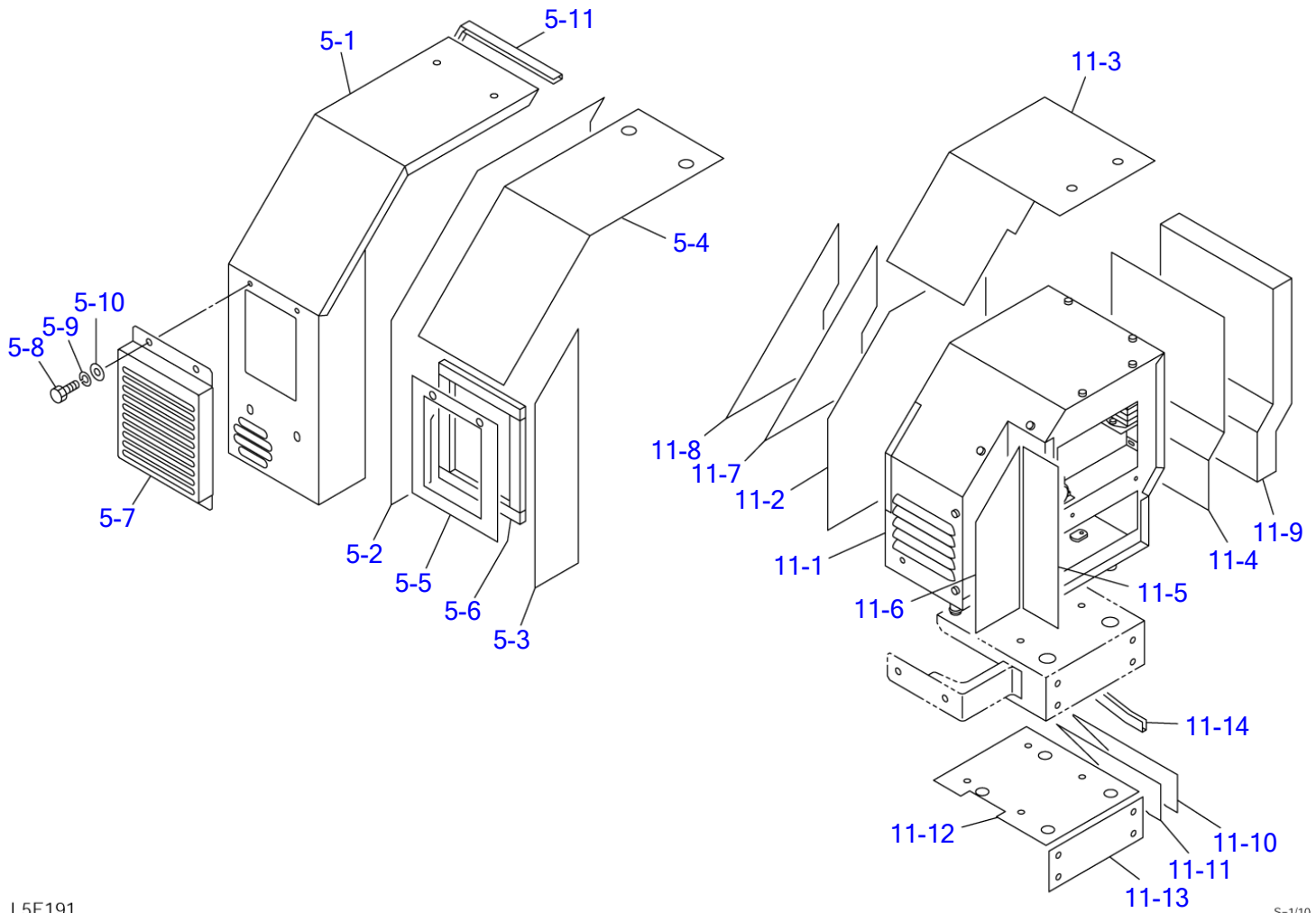


J2E240

S-1/12

**AIR CONDITIONER (4/7) (air conditioner unit; 15820724-)**

Item	Part number	Description	Q'ty	Chan.	Serial No.	Serv.	Remarks
		CONDITIONER ASSY, air					X03946-17000-1
		CONDITIONER ASSY, air (with 3rd aux. lines)					X03946-17050-1
0	X *****	UNIT ASSY	1				X03946-17600-7
1	0564532200	• BOX ASSY	1			M	
1-1	0564531870	• • BOX	1			M	
1-2	0564532210	• • INSULATOR	1			M	
1-3	0564532220	• • INSULATOR	1			M	
1-4	0564532230	• • INSULATOR	1			M	
2	0564532300	• PLATE ASSY	1			M	
2-1	0564532310	• • PLATE	1			M	
2-2	0564532320	• • INSULATOR	1			M	
2-3	0564532330	• • INSULATOR	1			M	
2-4	0564532340	• • INSULATOR	1			M	
8	0564631180	• COVER	1				
9	0564631300	• PLATE ASSY	1			M	
9-1	0564631310	• • PLATE	1			M	
9-2	0564631320	• • URETHANE	2			M	
10	1911509208	• PANEL ASSY, control	1				
10-1	1911509210	• • CONVERTER, cable control	1				
10-2	1911509220	• • CONVERTER, cable control	1				
10-3	1911505763	• • KNOB	3				
10-7	1911505767	• • SWTCH, air con.	1				
10-8	1911509280	• • ROTARY SWITCH, 3-speed	1				
19	1140020008	• WASHER, spring	6				
20	1141110008	• WASHER	4				
31	1100040612	• BOLT	5				
32	1140020006	• WASHER, spring	8				
33	1141110006	• WASHER	7				
36	1130040006	• NUT	3				
38	1100040616	• BOLT	2				
40	1911509206	• MOTOR, blower	1				
41	0564631190	• FILTER	1				
42	1911505723	• LOUVER	2				
43	1911505722	• LOUVER	2				
44	1911509205	• HARNESS, wiring	1				
45	1652053200	• GROMMET	1				
46	1120590510	• SCREW	4				
47	1140090005	• WASHER, spring	4				
48	1141190005	• WASHER	4				
49	1120590610	• SCREW	3				
50	1140090006	• WASHER, spring	3				
51	1141190006	• WASHER	3				
55	1652053600	• GROMMET	1			M	
56	0564631256	• INSULATOR	1			M	
57	1100040814	• BOLT	6				
	J2e240						



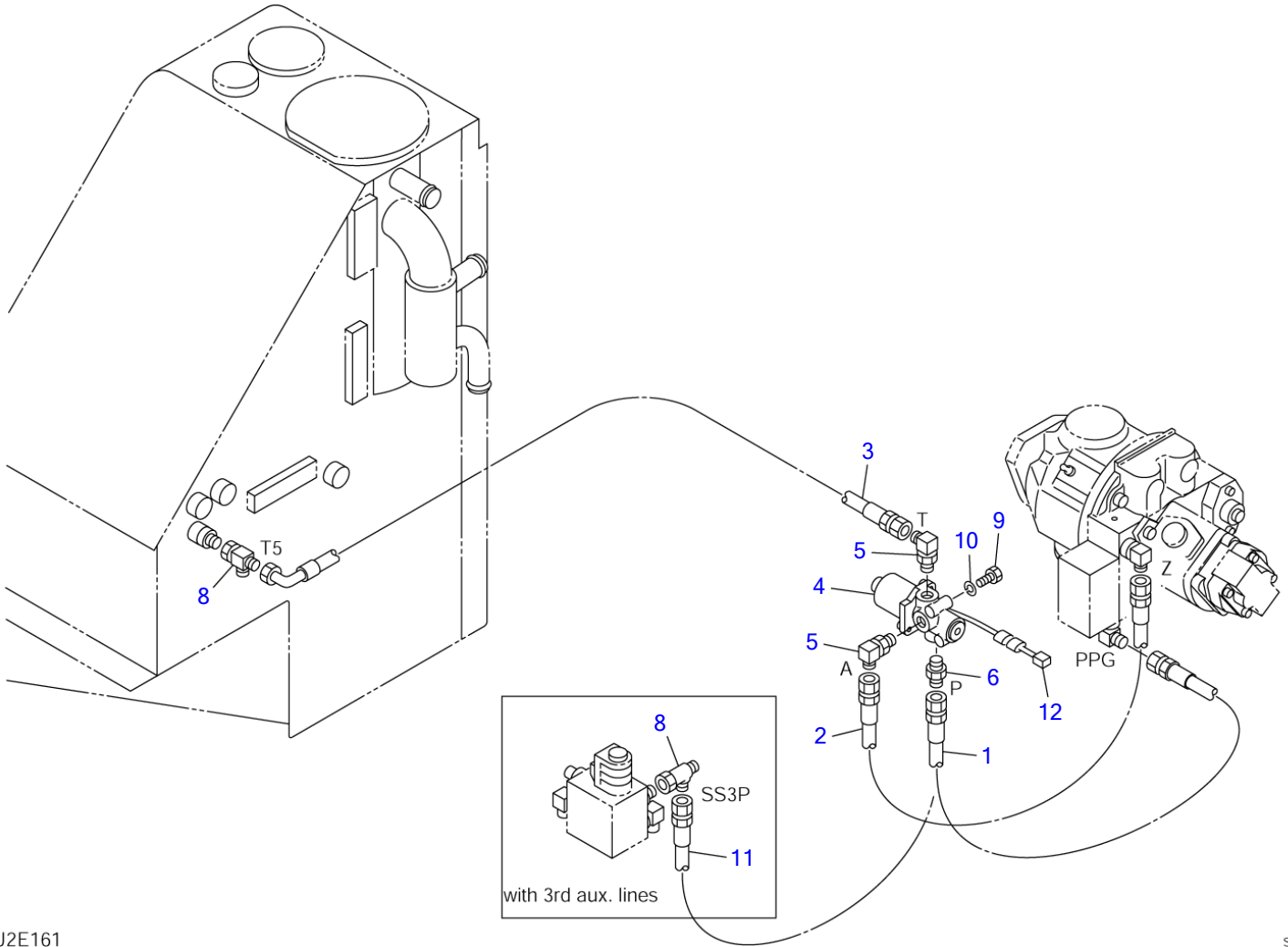
L5E191

S=1/10

**AIR CONDITIONER (5/7) (air conditioner unit)**

Item	Part number	Description	Q'ty	Chan.	Serial No.	Serv.	Remarks
		CONDITIONER ASSY, air					X03946-17000-1
		CONDITIONER ASSY, air (with 3rd aux. lines)					X03946-17050-1
0-3	X *****	UNIT ASSY	1				X03946-17600-7
5	0394617610	· COVER ASSY	1				
5-1	0394617660	· · COVER	1				
5-2	0394617611	· · INSULATOR	1				
5-3	0564631122	· · INSULATOR	1				
5-4	0564631123	· · INSULATOR	1				
5-5	0564631124	· · INSULATOR	1				
5-6	1654304017	· · SPONGE	4				sold by the meter
5-7	0564531820	· · COVER	1				
5-8	1100040816	· · BOLT	2				
5-9	1140020008	· · WASHER, spring	2				
5-10	1141110008	· · WASHER	2				
5-11	1654606036	· · RUBBER	1				sold by the meter
11	0564631100	· UNIT ASSY, air conditioner	1		15820004~15820147		
	0564631240	· UNIT ASSY, air conditioner	1		15820148~		
11-1	1911509230	· UNIT, air conditioner	1				see page (7/7)
11-2	0564631101	· · INSULATOR	1		15820004~15820147		
	0564631113	· · INSULATOR	1		15820148~		
11-3	0564631102	· · INSULATOR	1				
11-4	0564631103	· · INSULATOR	1		15820004~15820147		
	0564631115	· · INSULATOR	1		15820148~		
11-5	0564631104	· · INSULATOR	1		15820004~15820147		
	0564631116	· · INSULATOR	1		15820148~		
11-6	0564631105	· · INSULATOR	1		15820004~15820147		
	0564631117	· · INSULATOR	1		15820148~		
11-7	0564631106	· · INSULATOR	1				
11-8	0564631107	· · URETHANE	1				
11-9	0564631108	· · URETHANE	1		15820004~15820147		
	0564631114	· · URETHANE	1		15820148~		
11-10	0564631109	· · INSULATOR	1				
11-11	0564631110	· · INSULATOR	1				
11-12	0564631111	· · INSULATOR	1				
11-13	0564631112	· · INSULATOR	1				
11-14	1653916022	· · TRIM	1				sold by the meter
	J2e172						

TB153FR Book No. BJ2Z004 S/N 15820004-  
AIR CONDITIONER (6/7) (air conditioner solenoid)



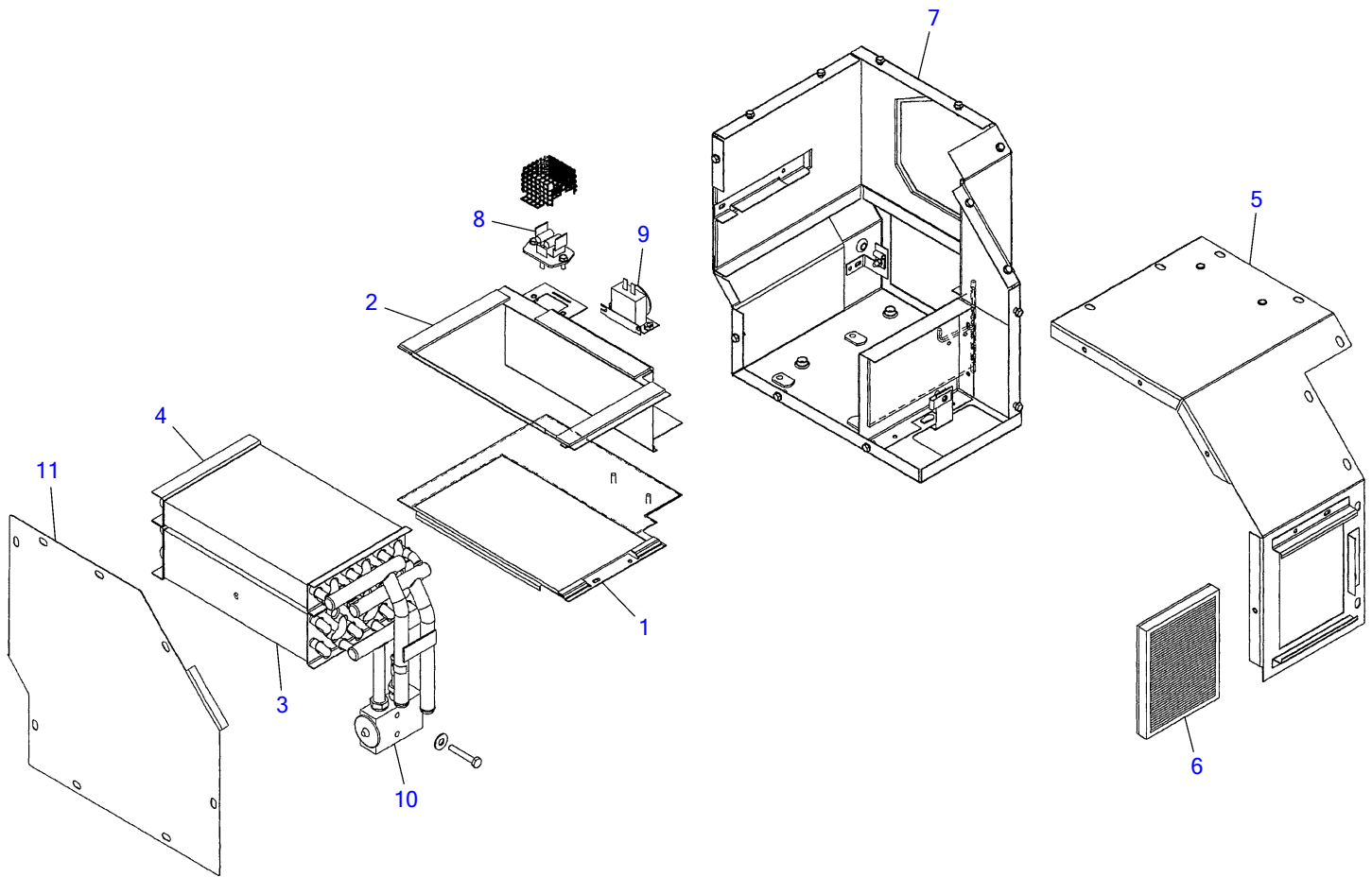
J2E161

S=1/8



**AIR CONDITIONER (6/7) (air conditiner solenoid)**

Item	Part number	Description	Q'ty	Chan.	Serial No.	Serv.	Remarks
		CONDITIONER ASSY, air					X03946-17000-1
		CONDITIONER ASSY, air (with 3rd aux. lines)					X03946-17050-1
0-4	X *****	SOLENOID ASSY, air conditioner	1				X03946-17400-2
	X *****	SOLENOID ASSY, air conditioner (with 3rd aux. lines)	1				X03946-17500-2
1	<b>0394617410</b>	• HOSE ASSY (18010-22065)	1				without 3rd aux. lines
2	<b>0394617420</b>	• HOSE ASSY	1				18010-22070
3	<b>0394617430</b>	• HOSE ASSY	1				18010-52155
4	<b>1901746600</b>	• VALVE, solenoid	1				
5	<b>1515012040</b>	• ELBOW	2				
	<b>1420010110</b>	• • O-RING	1				
6	<b>1515600200</b>	• ADAPTOR	1				
	<b>1515600200</b>	• ADAPTOR	2				with 3rd aux. lines
	<b>1420010110</b>	• • O-RING	1				
8	<b>1513390015</b>	• TEE	1				
	<b>1513390015</b>	• TEE	2				with 3rd aux. lines
9	<b>1100040616</b>	• BOLT	2				
10	<b>1140020006</b>	• WASHER, spring	2				
11	<b>0394617440</b>	• HOSE ASSY (18010-22047)	1				with 3rd aux. lines
12	<b>0564630901</b>	• HARNESS	1				
	<b>J2e161</b>						



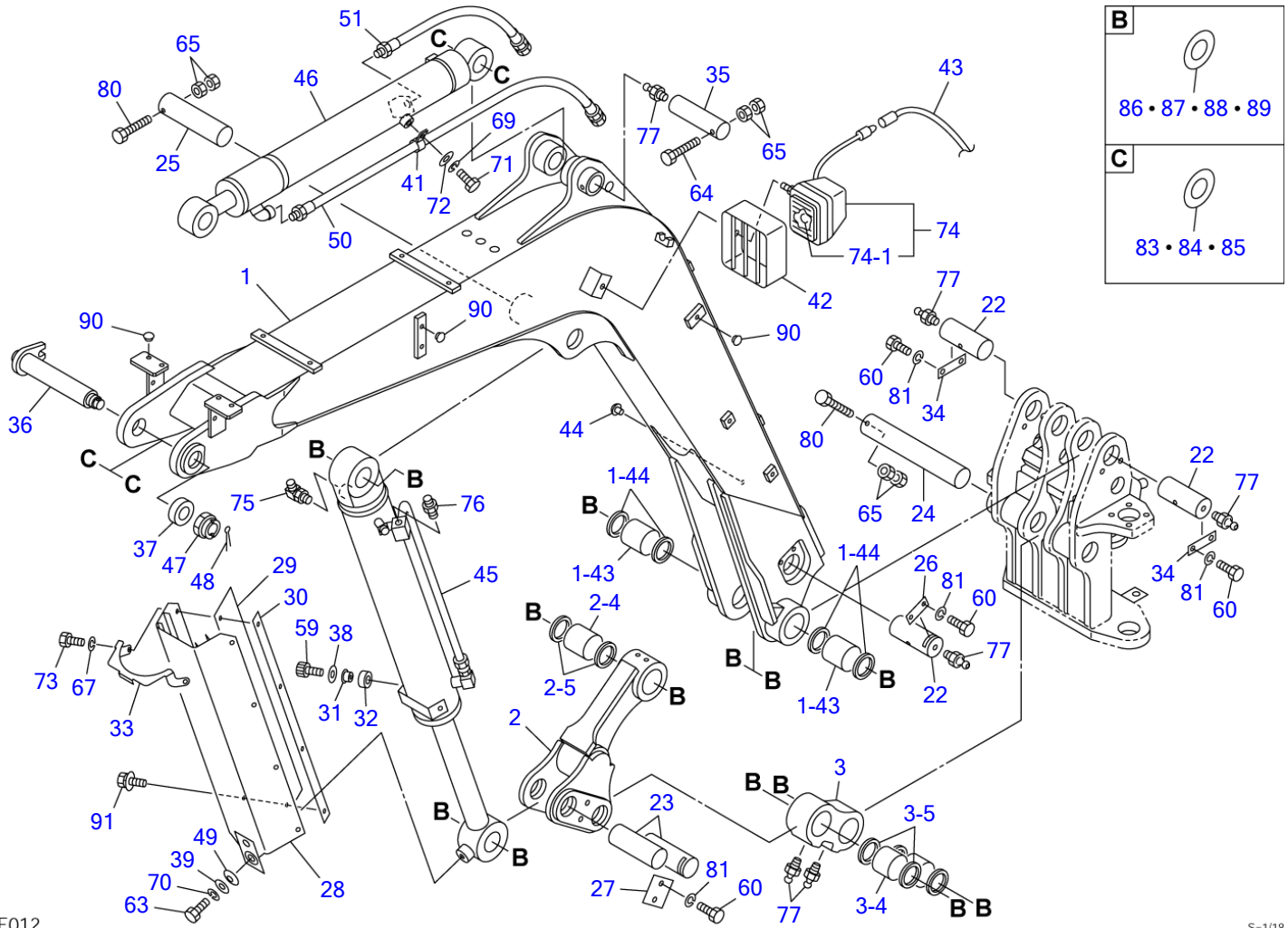
L5E230

S=free

**AIR CONDITIONER (7/7)**

Item	Part number	Description	Q'ty	Chan.	Serial No.	Serv.	Remarks
0	<b>1911509230</b>	UNIT, air conditioner	1				
1	<b>1911509231</b>	▪ COVER	1				
2	<b>1911509232</b>	▪ COVER	1				
3	<b>1911509233</b>	▪ CORE, evaporator	1				
4	<b>1911509234</b>	▪ CORE, heater	1				
5	<b>1911509235</b>	▪ COVER	1				
6	<b>1911509413</b>	▪ FILTER	1				
7	<b>1911509236</b>	▪ HOUSING	1				
8	<b>1911506343</b>	▪ RESISTOR	1				M
9	<b>1911505421</b>	▪ THERMOSTAT	1				M
10	<b>1911505422</b>	▪ VALVE, expansion	1				M
11	<b>1911509411</b>	▪ COVER	1				
	<b>L5e231</b>						

TB153FR Book No. BJ2Z004 S/N 15820004-  
BOOM (1/2)



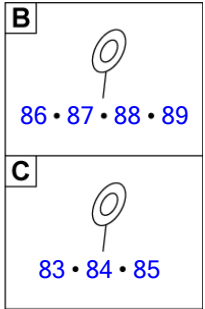
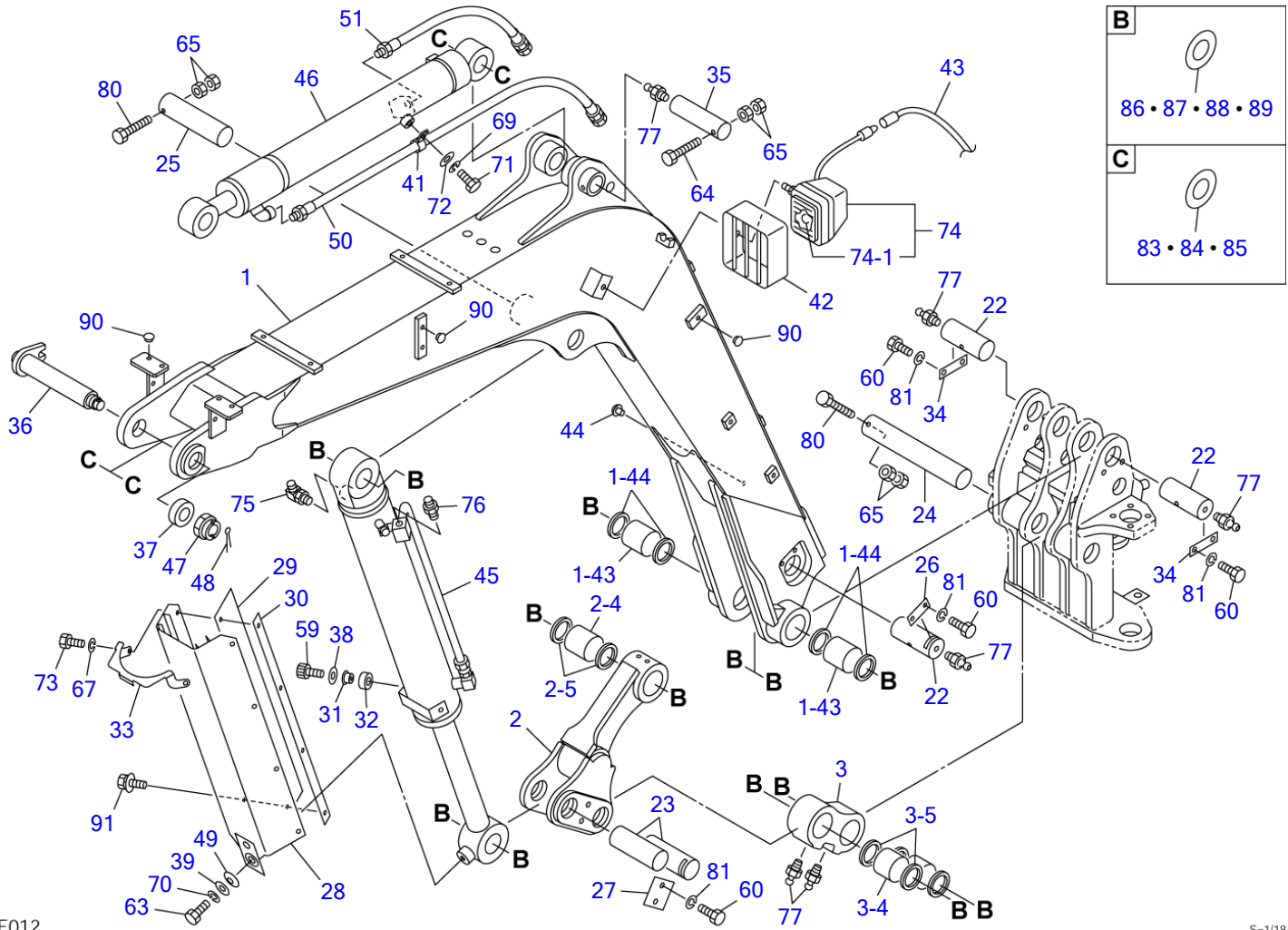
<b>B</b>	
	86 • 87 • 88 • 89
<b>C</b>	
	83 • 84 • 85

J2F012

S-1/18

BOOM (1/2)							
Item	Part number	Description	Q'ty	Chan.	Serial No.	Serv.	Remarks
		BOOM ASSY	1				X03960-16600-2
1	0396015900	BOOM	1		15820004~15820807		
	0396016200	BOOM	1	(H)	15820808~	M	
1-43	0396011350	• BUSHING	2				
1-44	1432200060	• SEAL, dust	4				
2	0396011300	LINK ASSY, boom	1		15820004~15820825		
	0396015220	LINK ASSY, boom	1		15820826~	M	casting
2-4	0396011350	• BUSHING	1				
2-5	1432200060	• SEAL, dust	2				
3	0396007300	LINK	1		15820004~15820543		
	0396015570	LINK	1	(H)	15820544~15820825		
	0396015280	LINK	1	(H)	15820826~	M	casting
3-4	0396011350	• BUSHING	2		15820004~15820543		
	0396015574	• BUSHING	2	(H)	15820544~		
3-5	1432200060	• SEAL, dust	4				
22	0396011600	PIN	3				
23	0396007610	PIN	2				
24	0011507355	PIN	1				
25	0011507215	PIN	1				
26	0396012330	PLATE	1				
27	0396007650	PLATE	1				
28	0396015700	PROTECTOR	1				
29	0396007710	RUBBER	2				
30	0396007720	PLATE	2				
31	0396011710	COLLAR	2				
32	1300206003	BEARING	2				
33	0396011750	COVER	1				
34	0393109400	PLATE	2				
35	0001675001	PIN	1				
36	0011905003	PIN	1				
37	0003900019	WASHER	1				
38	0003600079	WASHER	2				
39	0003600024	WASHER	1				
41	0007300051	CLAMP	1				
42	0056031510	PROTECTOR	1				
43	0434200600	WIRE	1				
44	1652533016	CAP	1				
45	1900092200	CYLINDER, boom	1				
46	1900087900	CYLINDER, arm	1				
47	1132630039	NUT	1				
48	1210010670	PIN, split	1				
49	1225120022	WASHER, conical	1				
50	0396011800	HOSE ASSY	1				
51	0396012320	HOSE ASSY	1				
59	1110040812	SCREW, cap	2				
60	1101041425	BOLT	8				
63	1101041220	BOLT	1				
64	1103041295	BOLT	1				
65	1130240012	NUT	6				
67	1140020006	WASHER, spring	2				
69	1140020010	WASHER, spring	1				
70	1140020012	WASHER, spring	1				
71	1100041016	BOLT	1				
72	1141110010	WASHER	1				
73	1100040620	BOLT	2				
74	1703006100	LAMP ASSY	1				
74-1	1703006106	• BULB	1				
75	1515010042	ELBOW	1				
	1420010180	• O-RING	1				
76	1515600202	ADAPTOR	1				
	1420010180	• O-RING	1				
77	1560001000	FITTING, grease	6				
80	1103141205	BOLT	2				
81	1140020014	WASHER, spring	8				
83	0003600154	SHIM	AR				t=1.0mm
84	0003600061	SHIM	AR				t=0.5mm
85	0003600060	SHIM	AR				t=0.2mm
86	0003600157	SHIM	AR				t=1.0mm

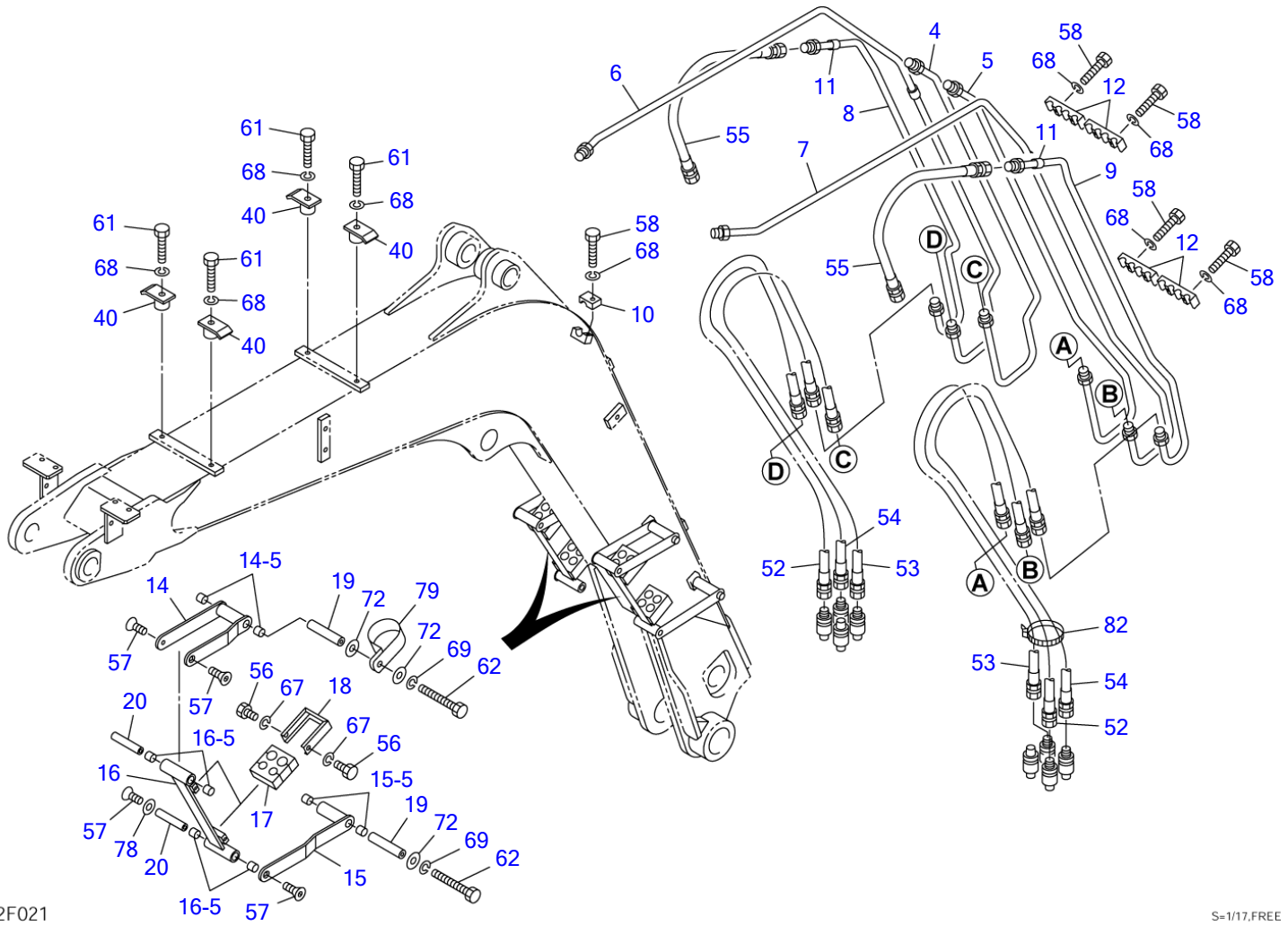
TB153FR Book No. BJ2Z004 S/N 15820004-  
BOOM (1/2)



J2F012

S-1/18

Item	Part number	Description	BOOM (1/2) Q'ty	Chan.	Serial No.	Serv.	Remarks
87	0003600095	SHIM	AR				t=0.5mm
88	0003600094	SHIM	AR				t=0.2mm
89	0003600124	SHIM	AR				
90	1652533016	CAP	12				
91	1100560616	BOLT	6				
91		<<NOTE>>					
91		item 2 (03960-15220) & item 1 (INTERFERENCE SENSOR)					
91		has interchangeability in a set.					
	<b>J2f013</b>						



J2F021

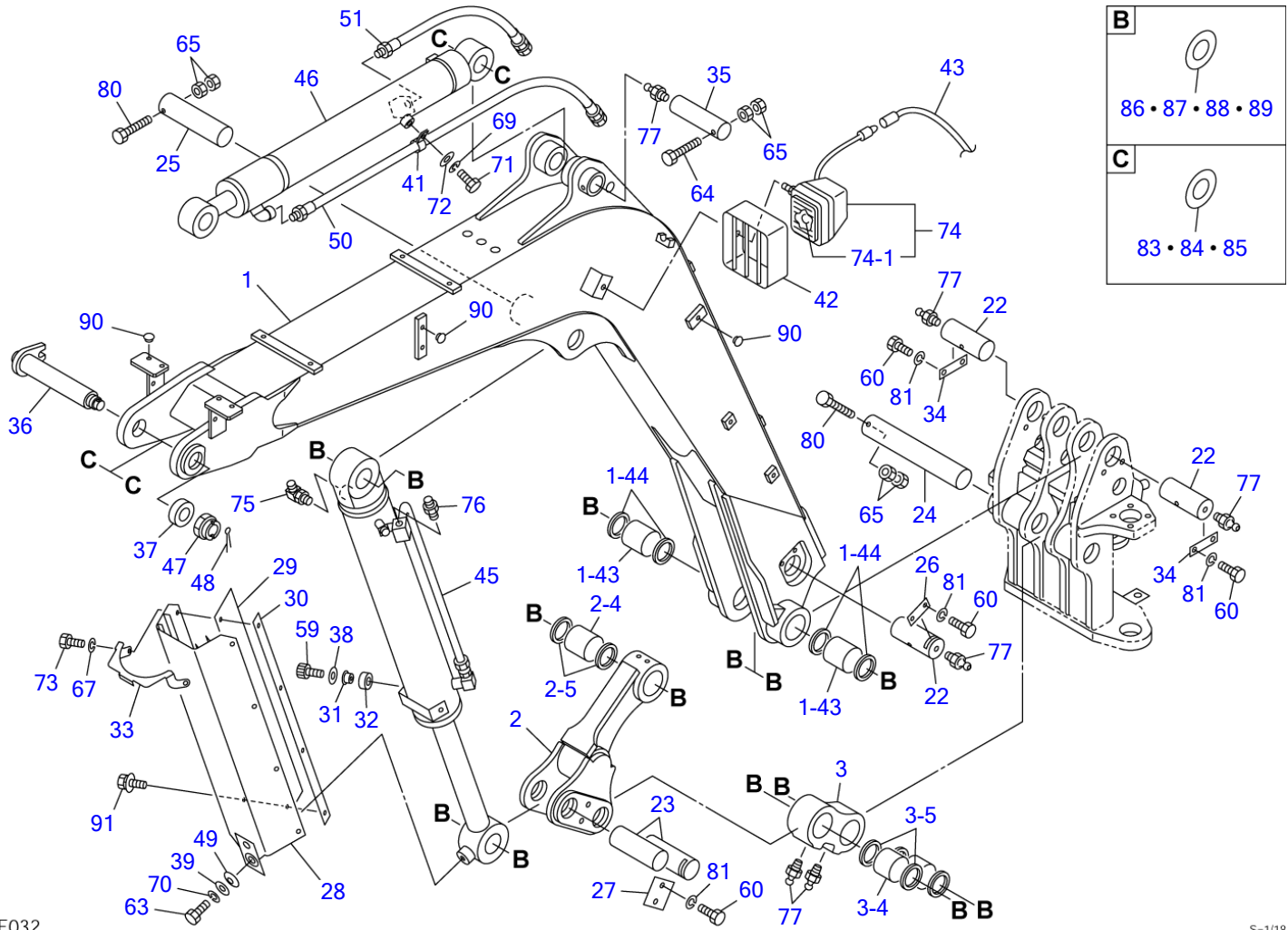
S=1/17,FREE



**BOOM (2/2)**

Item	Part number	Description	Q'ty	Chan.	Serial No.	Serv.	Remarks
		BOOM ASSY	1				X03960-16600-2
4	0396015230	PIPE (R.H.)	1				
5	0396015240	PIPE	1				
6	0396015290	PIPE (R.H.)	1				
7	0396015310	PIPE (L.H.)	1				
8	0396014310	PIPE (R.H.)	1				
9	0396014320	PIPE (L.H.)	1				
10	0447310602	CLAMP	2				
11	1531419003	PROTECTOR	2				sold by the meter
12	0396007480	CLAMP	4				
14	0397310450	ARM	2				
14-5	1333001515	• BUSHING	4				
15	0397310470	ARM	2				
15-5	1333001515	• BUSHING	4				
16	0397310550	LINK, hose	2				
16-5	1333001515	• BUSHING	8				
17	0396011560	RUBBER	4				
18	0396011570	HOLDER	4				
19	0396007560	SHAFT	4				
20	0397310570	SHAFT	4				
40	0396015270	CLAMP	4				
52	0396011820	HOSE ASSY	2				18015-40200
53	0396011830	HOSE ASSY	2				18015-40180
54	0396011840	HOSE ASSY	2				18015-10195
55	0396014330	HOSE ASSY	2				
56	1100040616	BOLT	8				
57	1120800816	SCREW	8				
58	1100040835	BOLT	10				
61	1100040830	BOLT	4				
62	1100141000	BOLT	4				
67	1140020006	WASHER, spring	8				
68	1140020008	WASHER, spring	14				
69	1140020010	WASHER, spring	4				
72	1141110010	WASHER	6				
78	0356015500	WASHER	2				
79	0007300061	CLAMP	2				
82	1652201008	BAND	1				
	<b>J2f023</b>						

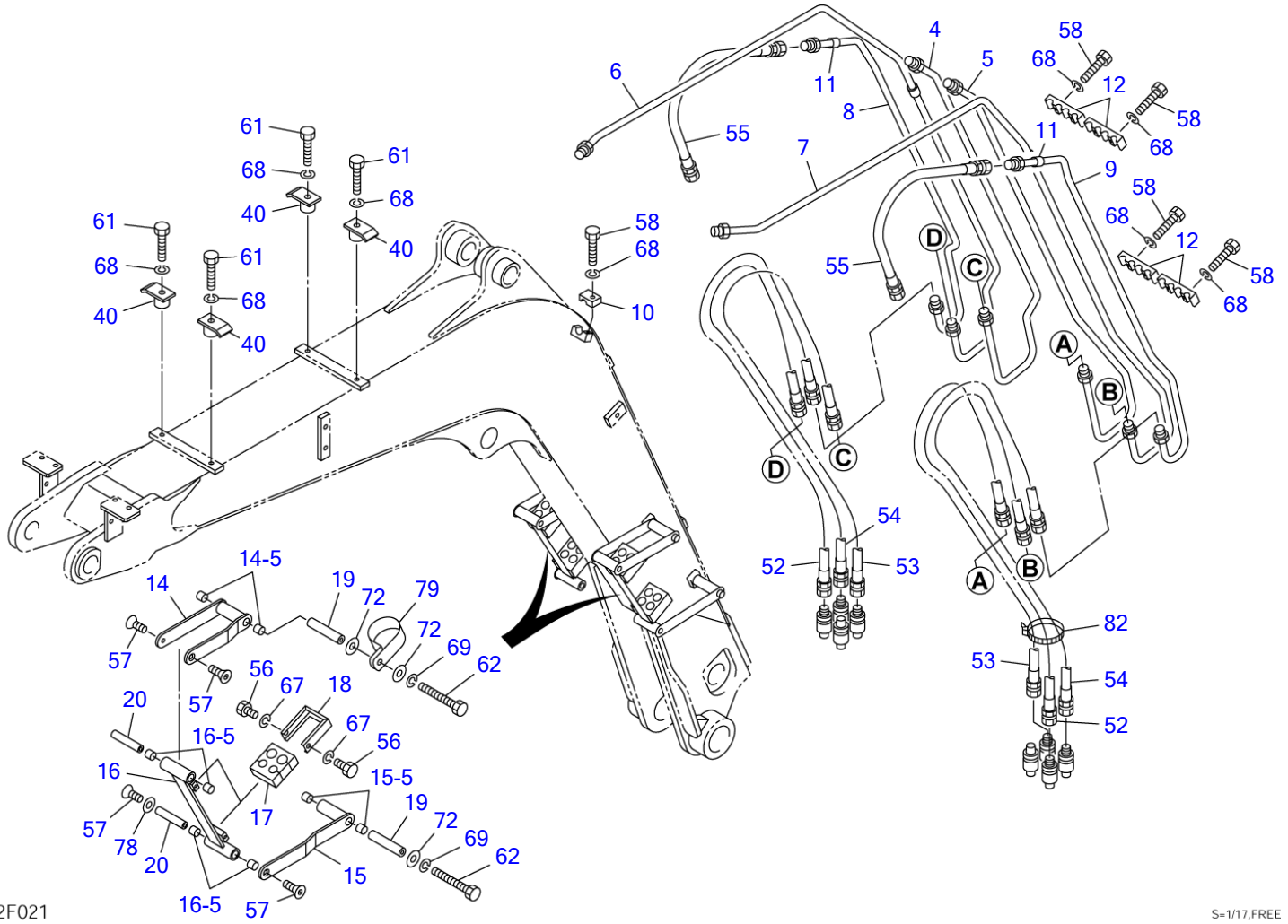
TB153FR Book No. BJ2Z004 S/N 15820004-  
 BOOM (1/2) (with emergency shut-off valve)



J2F032

S-1/18

BOOM (1/2) (with emergency shut-off valve)							
Item	Part number	Description	Q'ty	Chan.	Serial No.	Serv.	Remarks
		BOOM ASSY (with boom shut-off valve)					X03960-16700-2
		BOOM ASSY (with boom & arm shut-off valve)	1				X03960-16800-2
1	0396015900	BOOM	1		15820004~15820807		
	0396016200	BOOM	1	(H)	15820808~		
1-43	0396011350	• BUSHING	2				
1-44	1432200060	• SEAL, dust	4				
2	0396011300	LINK ASSY, boom	1		15820004~15820825		
	0396015220	LINK ASSY, boom	1		15820826~		casting
2-4	0396011350	• BUSHING	1				
2-5	1432200060	• SEAL, dust	2				
3	0396007300	LINK	1		15820004~15820543		
	0396015570	LINK	1	(H)	15820544~15820825		
	0396015280	LINK	1	(H)	15820826~		casting
3-4	0396011350	• BUSHING	2		15820004~15820543		
	0396015574	• BUSHING	2	(H)	15820544~		
3-5	1432200060	• SEAL, dust	4				
22	0396011600	PIN	3				
23	0396007610	PIN	2				
24	0011507355	PIN	1				
25	0011507215	PIN	1				
26	0396012330	PLATE	1				
27	0396007650	PLATE	1				
28	0396015700	PROTECTOR	1				
29	0396007710	RUBBER	2				
30	0396007720	PLATE	2				
31	0396011710	COLLAR	2				
32	1300206003	BEARING	2				
33	0396011750	COVER	1				
34	0393109400	PLATE	2				
35	0001675001	PIN	1				
36	0011905003	PIN	1				
37	0003900019	WASHER	1				
38	0003600079	WASHER	2				
39	0003600024	WASHER	1				
41	0007300051	CLAMP	1				with boom shut-off valve
42	0056031510	PROTECTOR	1				
43	0434200600	WIRE	1				
45	1900092200	CYLINDER, boom	1				
46	1900087900	CYLINDER, arm	1				
47	1132630039	NUT	1				
48	1210010670	PIN, split	1				
49	1225120022	WASHER, conical	1				
50	0396011800	HOSE ASSY	1				with boom shut-off valve
51	0396012320	HOSE ASSY	1				
59	1110040812	SCREW, cap	2				
60	1101041425	BOLT	8				
63	1101041220	BOLT	1				
64	1103041295	BOLT	1				
65	1130240012	NUT	6				
67	1140020006	WASHER, spring	2				
69	1140020010	WASHER, spring	1				with boom shut-off valve
70	1140020012	WASHER, spring	1				
71	1100041016	BOLT	1				with boom shut-off valve
72	1141110010	WASHER	1				with boom shut-off valve
73	1100040620	BOLT	2				
74	1703006100	LAMP ASSY	1				
74-1	1703006106	• BULB	1				
75	1515010042	ELBOW	1				
	1420010180	• O-RING	1				
76	1515600202	ADAPTOR	1				
	1420010180	• O-RING	1				
77	1560001000	FITTING, grease	6				
80	1103141205	BOLT	2				
81	1140020014	WASHER, spring	8				
83	0003600154	SHIM	AR				t=1.0mm



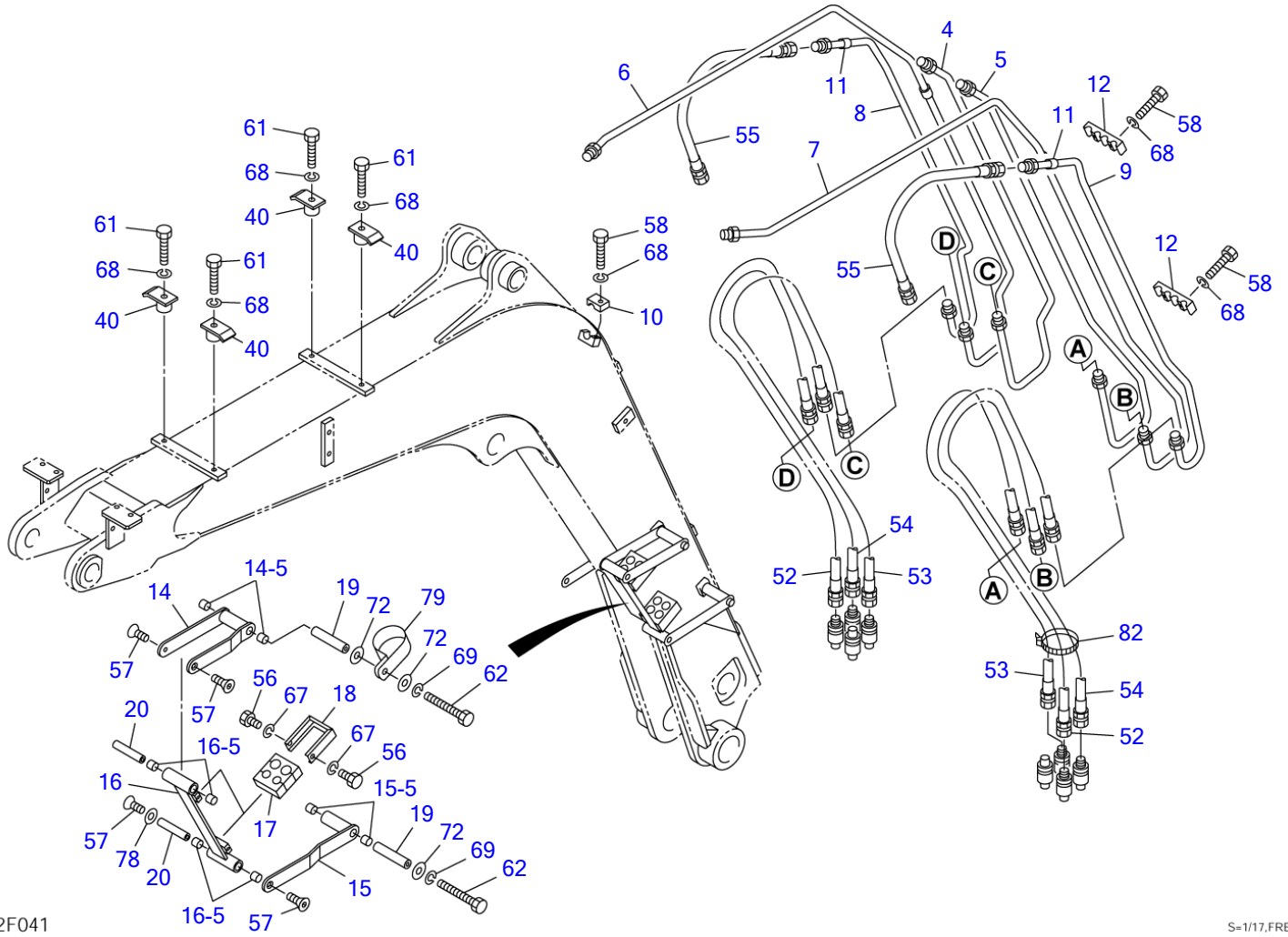
J2F021

S=1/17,FREE

**BOOM (1/2) (with emergency shut-off valve)**

Item	Part number	Description	Q'ty	Chan.	Serial No.	Serv.	Remarks
84	0003600061	SHIM					t=0.5mm
85	0003600060	SHIM					t=0.2mm
86	0003600157	SHIM					t=1.0mm
87	0003600095	SHIM					t=0.5mm
88	0003600094	SHIM					t=0.2mm
89	0003600124	SHIM					
90	1652533016	CAP					
91	1100560616	BOLT					
91		<<NOTE>>					
91		item 2 (03960-15220)					
		& item 1					
		(INTERFERENCE					
		SENSOR)					
91		has interchangeability					
		in a set.					
	<b>J2f033</b>						

TB153FR Book No. BJ2Z004 S/N 15820004-  
BOOM (2/2) (with emergency shut-off valve)



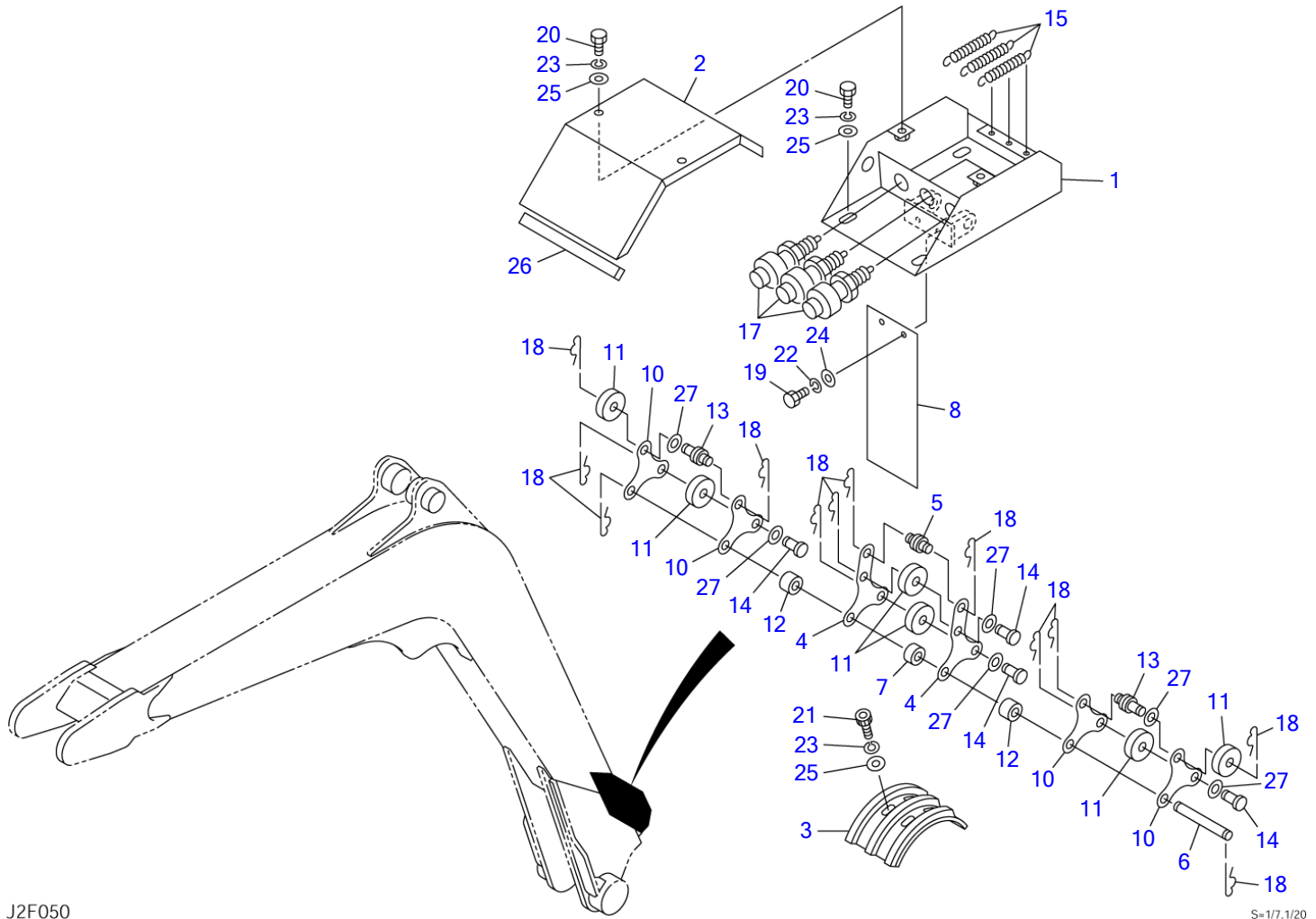
J2F041

S=1/17,FREE

**BOOM (2/2) (with emergency shut-off valve)**

Item	Part number	Description	Q'ty	Chan.	Serial No.	Serv.	Remarks
		BOOM ASSY (with boom shut-off valve)	1				X03960-16700-2
		BOOM ASSY (with boom & arm shut-off valve)					X03960-16800-2
4	0396015230	PIPE (R.H.)	1				
5	0396015240	PIPE	1				
6	0396015290	PIPE (R.H.)	1				
7	0396015310	PIPE (L.H.)	1				
8	0396014310	PIPE (R.H.)	1				
9	0396014320	PIPE (L.H.)	1				
10	0447310602	CLAMP	2				
11	1531419003	PROTECTOR	2				sold by the meter
12	0396007480	CLAMP	2				
14	0397310450	ARM	2				
14-5	1333001515	• BUSHING	4				
15	0397310470	ARM	2				
15-5	1333001515	• BUSHING	4				
16	0397310550	LINK, hose	1				
16-5	1333001515	• BUSHING	8				
17	0396011560	RUBBER	2				
18	0396011570	HOLDER	2				
19	0396007560	SHAFT	4				
20	0397310570	SHAFT	4				
40	0396015270	CLAMP	4				
52	0396011820	HOSE ASSY	2				18015-40200
53	0396011830	HOSE ASSY	2				18015-40180
54	0396011840	HOSE ASSY	2				18015-10195
55	0396014330	HOSE ASSY	2				
56	1100040616	BOLT	8				
57	1120800816	SCREW	6				
58	1100040835	BOLT	6				
61	1100040830	BOLT	4				
62	1100141000	BOLT	2				
67	1140020006	WASHER, spring	8				
68	1140020008	WASHER, spring	10				
69	1140020010	WASHER, spring	6				
72	1141110010	WASHER	6				
78	0356015500	WASHER	2				
79	0007300061	CLAMP	2				
82	1652201008	BAND	1				
	J2f043						

TB153FR Book No. BJ2Z004 S/N 15820004-  
INTERFERENCE SENSOR



J2F050

S=1/7,1/20

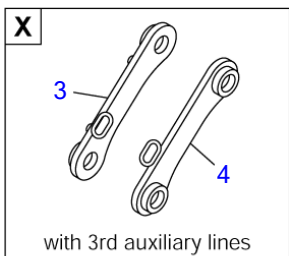
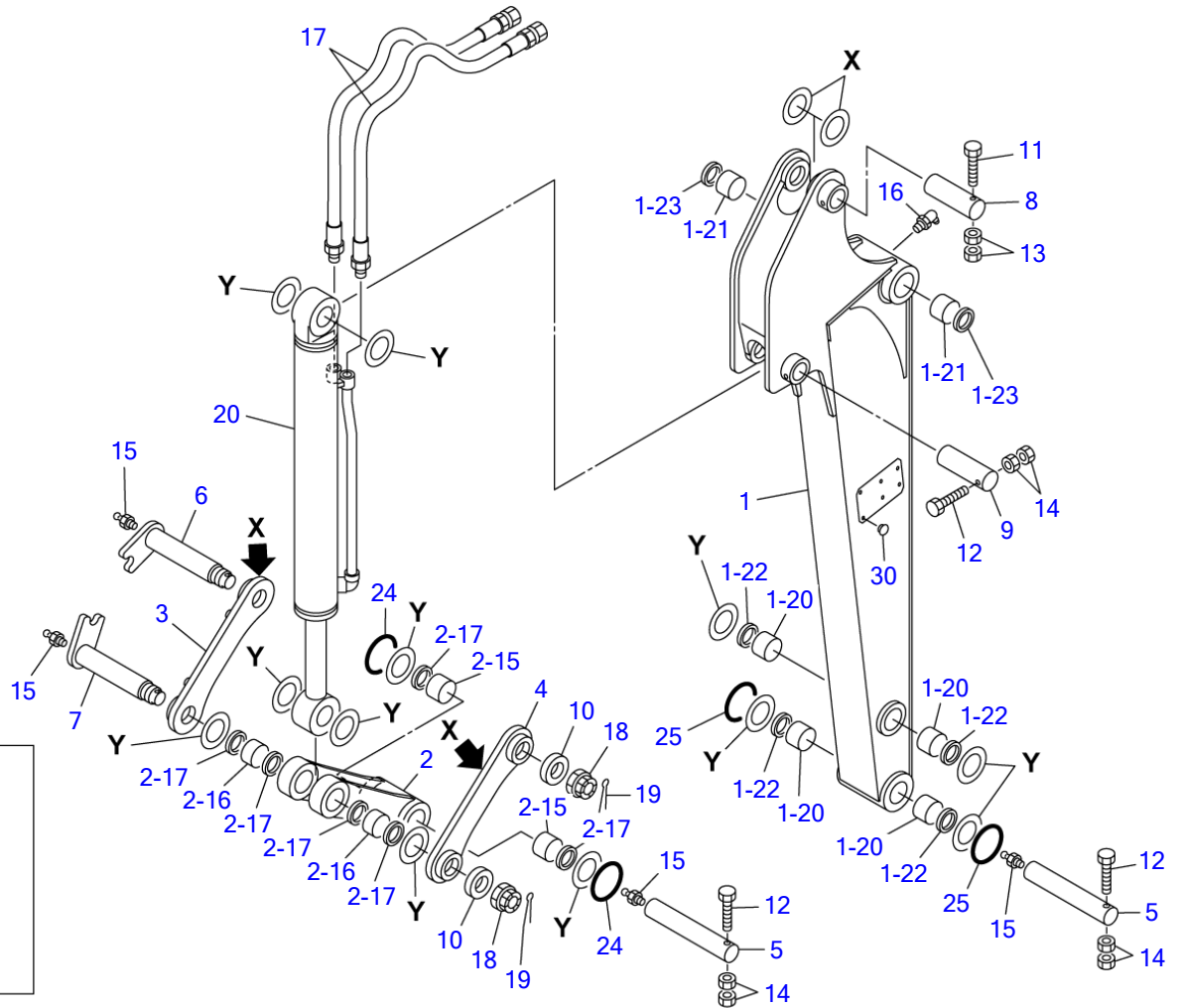
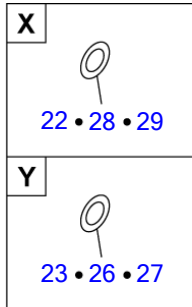


**INTERFERENCE SENSOR**

Item	Part number	Description	Q'ty	Chan.	Serial No.	Serv.	Remarks
		SWITCH ASSY, boom					X03960-16900-0
1	0396012910	BOX, switch	1		15820004~15820825		
	0396016910	BOX, switch	1		15820826~	M	
2	0396012920	COVER	1				
3	0396015810	PLATE	1				
4	0396007840	PLATE	2				
5	0396007850	PIN	1				
6	0396007860	PIN	1				
7	0396007870	COLLAR	1				
8	0396011980	RUBBER	1				
10	0356012540	PLATE	4				
11	0356012550	COLLAR	6				
12	0356012560	COLLAR	2				
13	0356012570	PIN	2				
14	0356012590	PIN	4				
15	0007000074	SPRING	3				
17	1700000014	SWITCH	3				
18	1214000008	PIN, snap	12				
19	1100040616	BOLT	2				
20	1100040816	BOLT	6				
21	1110040816	SCREW, cap	4				
22	1140020006	WASHER, spring	2				
23	1140020008	WASHER, spring	10				
24	1141110006	WASHER	2				
25	1141110008	WASHER	10				
26	1654319015	SPONGE	1				sold by the meter
27	0003600173	SHIM	AR				t=1.0mm

<<NOTE>>  
 item 1 & item 2 (BOOM)  
 has interchangeability in a  
 set.

**J2f051**

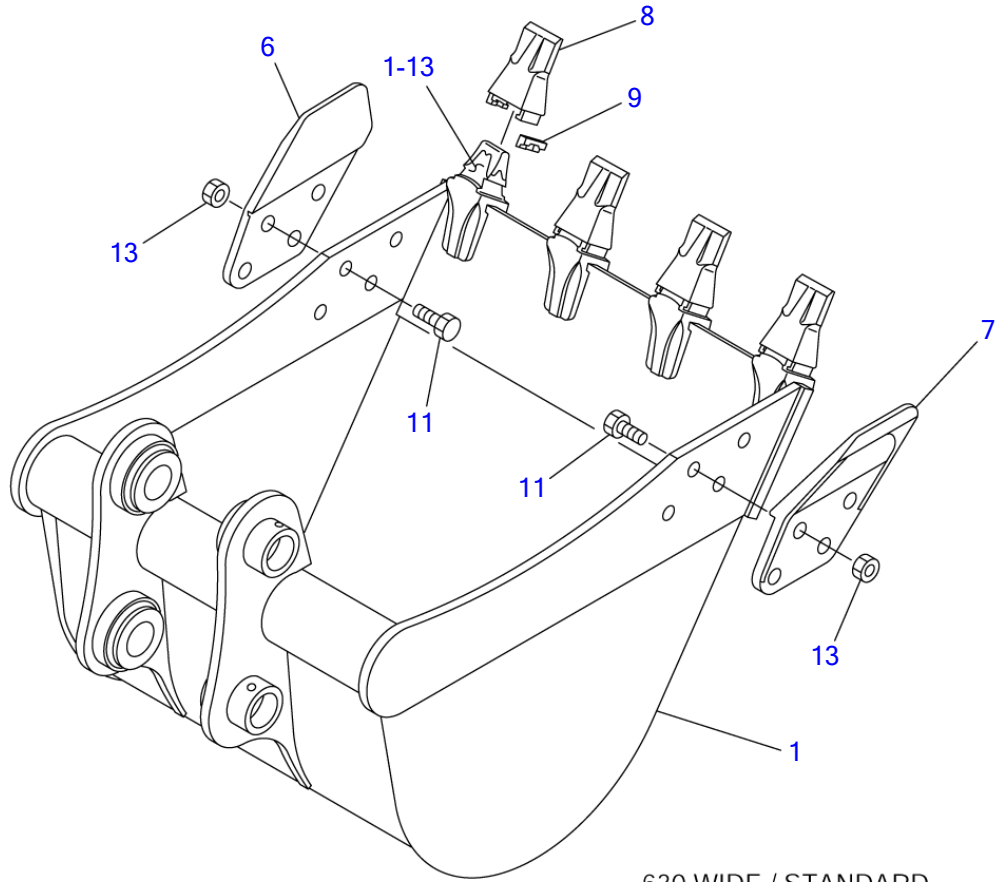


J2F061

S-1/17

ARM								
Item	Part number	Description	Q'ty	Chan.	Serial No.	Serv.	Remarks	
		ARM ASSY					X03961-17700-6	
		ARM ASSY (with 3rd aux. lines)					X03961-18000-6	
		LONG ARM ASSY					X03961-17400-5	
		LONG ARM ASSY (with 3rd aux. lines)					X03961-18100-5	
1	0396117800	ARM	1					
	0396117950	LONG ARM	1					
1-20	0002400040	• BUSHING	4					
1-21	0002400050	• BUSHING	2					
1-22	1432200045	• SEAL, dust	4					
1-23	1432200050	• SEAL, dust	2					
2	0396111300	LINK, bucket	1					
2-15	0002400040	• BUSHING	2					
2-16	0002100027	• BUSHING	2					
2-17	1432200045	• SEAL, dust	6					
3	0396114300	LINK, guide	1					
	0396118010	LINK, guide	1					with 3rd aux. lines
4	0396114400	LINK, guide	1					
	0396118020	LINK, guide	1					with 3rd aux. lines
5	0001524501	PIN	2					
6	0001794012	PIN	1					
7	0001794013	PIN	1					
8	0001605155	PIN	1					
9	0001604150	PIN	1					
10	0003900020	WASHER	2					
11	1103041295	BOLT	1					
12	1103041085	BOLT	3					
13	1130240012	NUT	2					
14	1130240010	NUT	6					
15	1560001000	FITTING, grease	4					
16	1560001675	FITTING, grease	1					
17	1801742100	HOSE ASSY	2					
	1801742125	HOSE ASSY	2					long arm
18	1132630030	NUT	2					
19	1210010655	PIN, split	2					
20	1900075800	CYLINDER, bucket	1					
22	0003600154	SHIM	AR					t=1.0mm f $\phi$ 85
23	0003600161	SHIM	AR					t=1.0mm f $\phi$ 75
24	1432900046	O-RING	2					
25	1432900008	O-RING	2					
26	0003600055	SHIM	AR					t=0.2mm f $\phi$ 76
27	0003600056	SHIM	AR					t=0.5mm f $\phi$ 76
28	0003600060	SHIM	AR					t=0.2mm f $\phi$ 82
29	0003600061	SHIM	AR					t=0.5mm f $\phi$ 82
30	1652533016	CAP	12					
	J2f062							

TB153FR Book No. BJ2Z004 S/N 15820004-  
BUCKET (15820004-1582#)



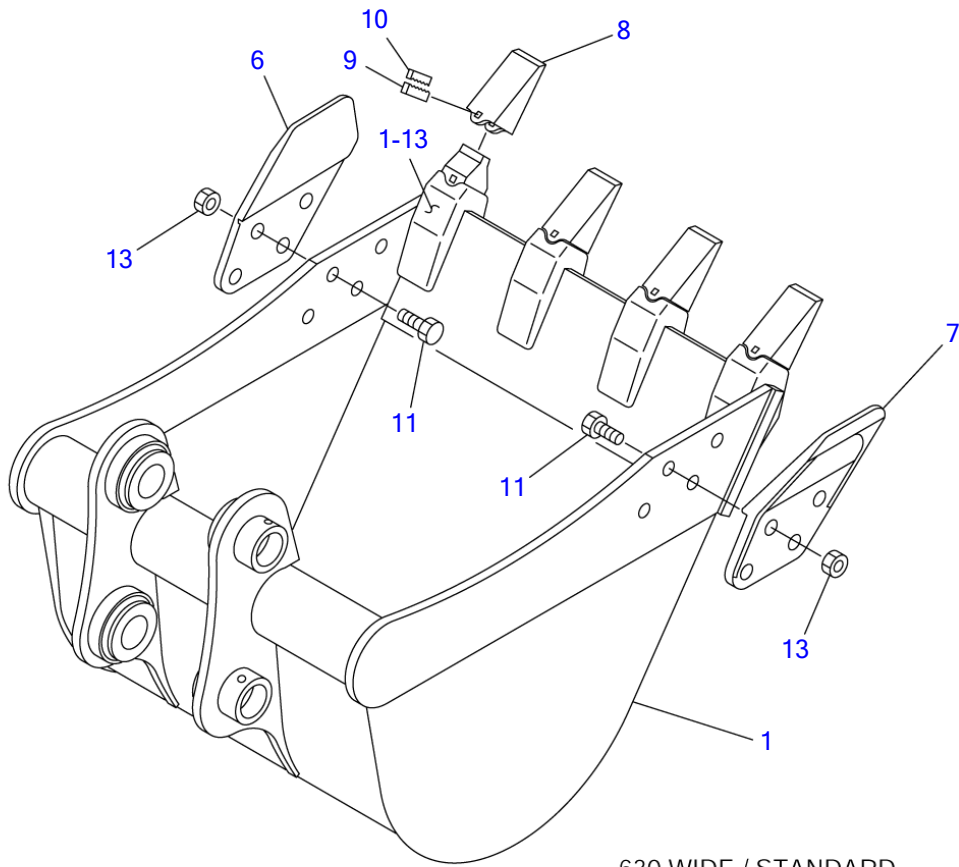
K3F050

S=1/8

**BUCKET (15820004-1582#)**

Item	Part number	Description	Q'ty	Chan.	Serial No.	Serv.	Remarks
0	<b>0396216000</b>	BUCKET ASSY	1				630wide
	<b>0396217000</b>	BUCKET ASSY	1				530wide
1	X *****	· BUCKET	1				
1-13	<b>1914201302</b>	· · ADAPTOR, tooth	4				
6	<b>1914210001</b>	· CUTTER (R.H.)	1				
7	<b>1914210002</b>	· CUTTER (L.H.)	1				
8	<b>1914201301</b>	· POINT, tooth	4				
9	<b>1914201203</b>	· PIN	4				
11	<b>1100051635</b>	· BOLT	8				
13	<b>1130050016</b>	· NUT	8				
	<b>K3f050</b>						

TB153FR Book No. BJ2Z004 S/N 15820004-  
BUCKET (1582#-)



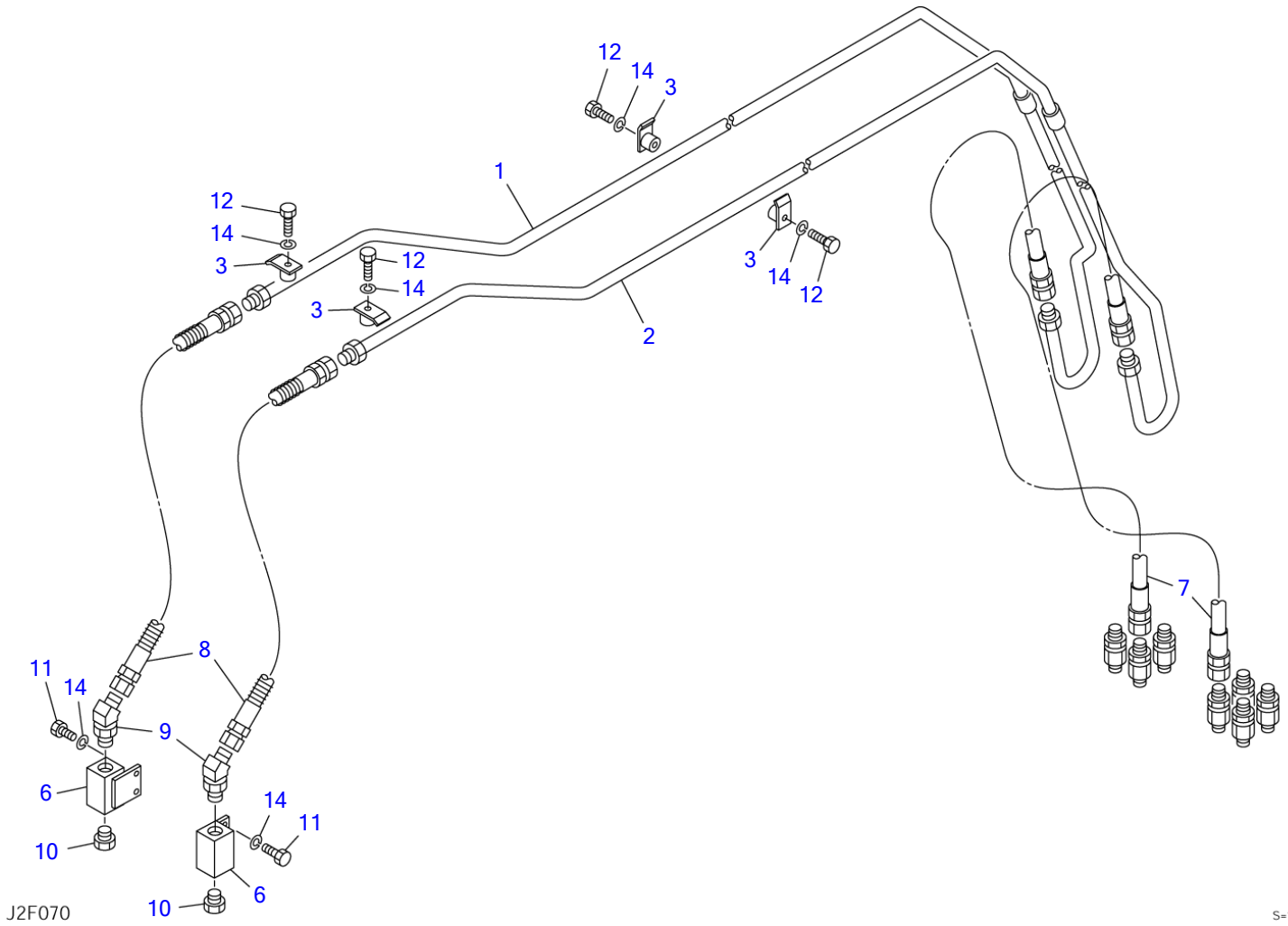
630 WIDE / STANDARD

K3F210

S-1/8

BUCKET (1582#-)						
Item	Part number	Description	Q'ty	Chan.	Serial No.	Serv. Remarks
0	0396217200	BUCKET ASSY	1			630wide No23613
	0396217300	BUCKET ASSY	1			530wide No23613
1	X *****	· BUCKET	1			
1-13	1914200381	· · ADAPTOR, tooth	4			
6	1914210001	· CUTTER (R.H.)	1			
7	1914210002	· CUTTER (L.H.)	1			
8	1914200182	· POINT, tooth	4			
9	1914200183	· PIN, lock	4			
10	1914200184	· PIN	4			
11	1100051635	· BOLT	8			
13	1130050016	· NUT	8			
	K3f210					

TB153FR Book No. BJ2Z004 S/N 15820004-  
AUXILIARY LINE



J2F070

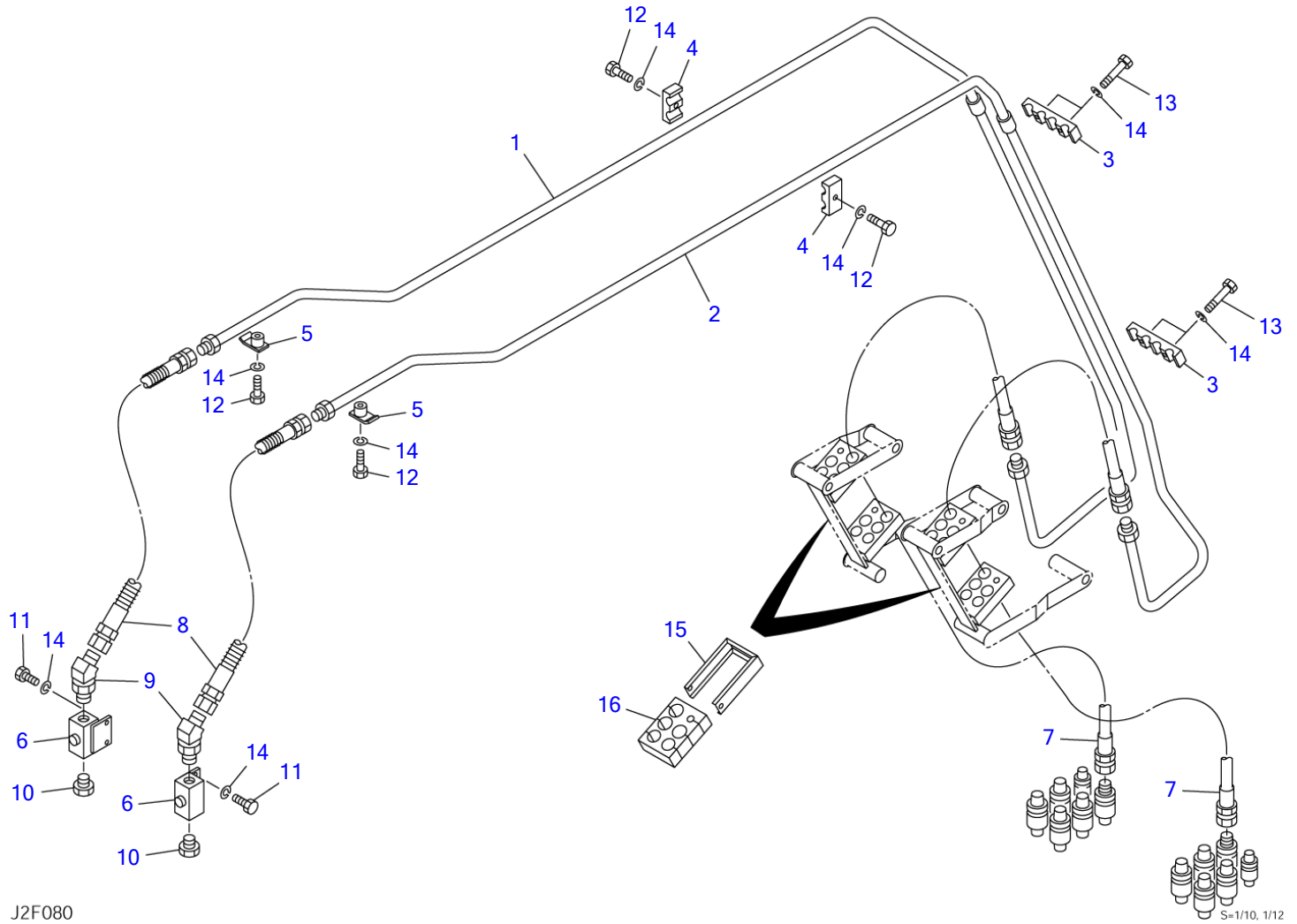
S=1/10



**AUXILIARY LINE**

Item	Part number	Description	Q'ty	Chan.	Serial No.	Serv.	Remarks
0	<b>0397324000</b>	AUXILIARY LINE ASSY	1				X03973-24000-4
	<b>0397324100</b>	AUXILIARY LINE ASSY (long arm)	1				X03973-24100-4
1	<b>0397324030</b>	▪ PIPE (R.H.)	1				
2	<b>0397324040</b>	▪ PIPE (L.H.)	1				
3	<b>0396015270</b>	▪ CLAMP	4				
6	<b>1901719800</b>	▪ VALVE, stop	2				
7	<b>0397307320</b>	▪ HOSE ASSY	2				18015-40195
8	<b>1801640095</b>	▪ HOSE ASSY	2				
	<b>1801640116</b>	▪ HOSE ASSY	2				long arm
9	<b>1515100112</b>	▪ ELBOW	2				
	<b>1420010180</b>	▪ ▪ O-RING	1				
10	<b>1501750004</b>	▪ PLUG	2				
	<b>1420010180</b>	▪ ▪ O-RING	1				
11	<b>1100040816</b>	▪ BOLT	4				
12	<b>1100040835</b>	▪ BOLT	4				
14	<b>1140020008</b>	▪ WASHER, spring	8				
	<b>J2f071</b>						

TB153FR Book No. BJ2Z004 S/N 15820004-  
2ND AUXILIARY LINE



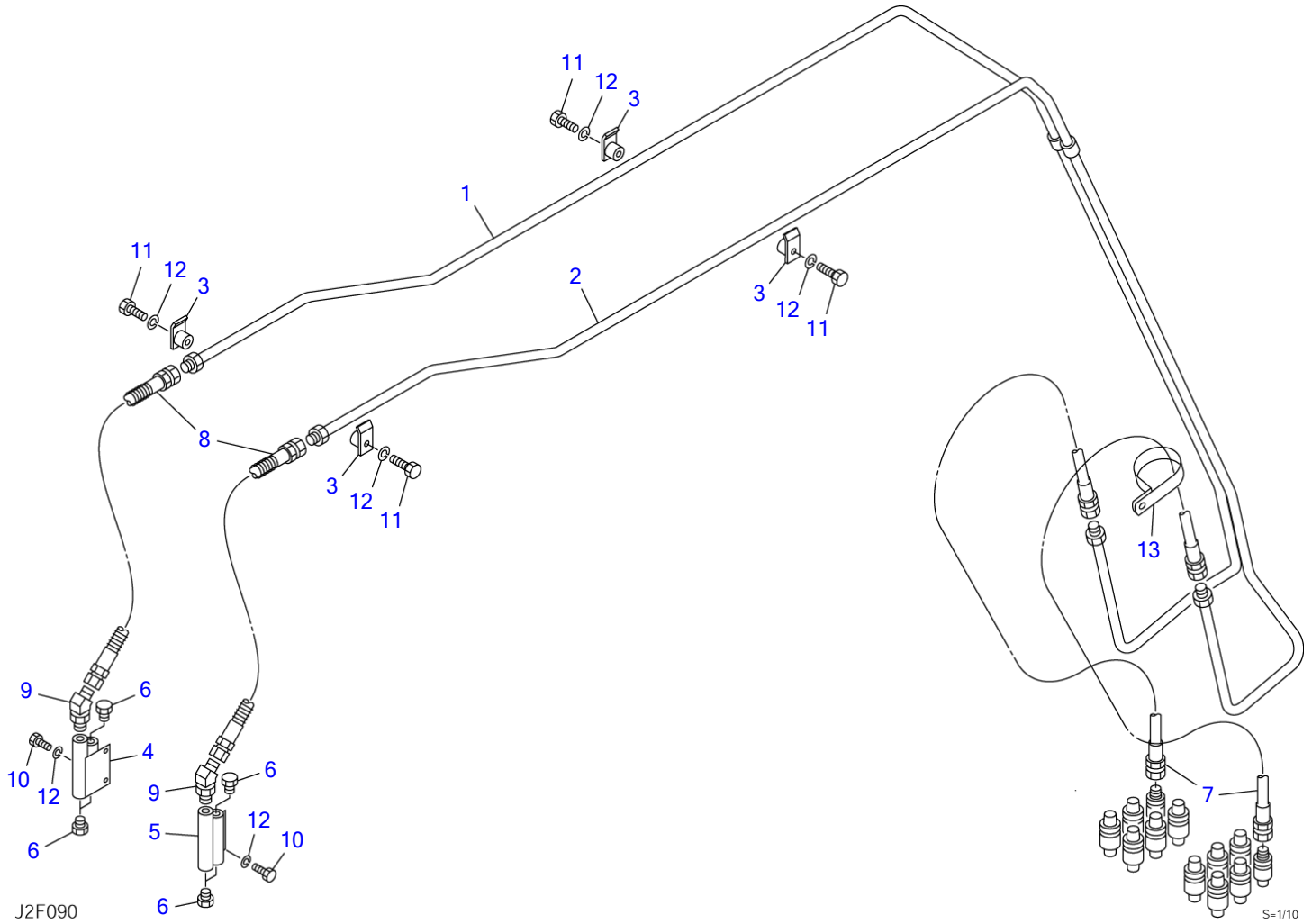
J2F080

S=1/10, 1/12

**2ND AUXILIARY LINE**

Item	Part number	Description	Q'ty	Chan.	Serial No.	Serv.	Remarks
0	<b>0397324200</b>	LINE ASSY, 2nd auxiliary	1				X03973-24200-2
	<b>0397324300</b>	LINE ASSY, 2nd auxiliary (long arm)	1				X03973-24300-2
1	<b>0397324210</b>	▪ PIPE (R.H.)	1				
2	<b>0397324220</b>	▪ PIPE (L.H.)	1				
3	<b>0397324230</b>	▪ CLAMP	2				
4	<b>1534000018</b>	▪ CLAMP	2				
5	<b>0396015270</b>	▪ CLAMP	2				
6	<b>1901719800</b>	▪ VALVE, stop	2				
7	<b>0397310220</b>	▪ HOSE ASSY	2				18015-40195
8	<b>1801640095</b>	▪ HOSE ASSY	2				
	<b>1801640116</b>	▪ HOSE ASSY	2				long arm
9	<b>1515100112</b>	▪ ELBOW	2				
	<b>1420010180</b>	▪ ▪ O-RING	1				
10	<b>1501750004</b>	▪ PLUG	2				
	<b>1420010180</b>	▪ ▪ O-RING	1				
11	<b>1100040816</b>	▪ BOLT	4				
12	<b>1100040835</b>	▪ BOLT	4				
13	<b>1100040860</b>	▪ BOLT	4				
14	<b>1140020008</b>	▪ WASHER, spring	12				
15	<b>0397310210</b>	▪ HOLDER	4				
16	<b>0397324240</b>	▪ RUBBER	4				
	<b>J2f081</b>						

TB153FR Book No. BJ2Z004 S/N 15820004-  
3RD AUXILIARY LINE (available only with 2nd aux. lines)



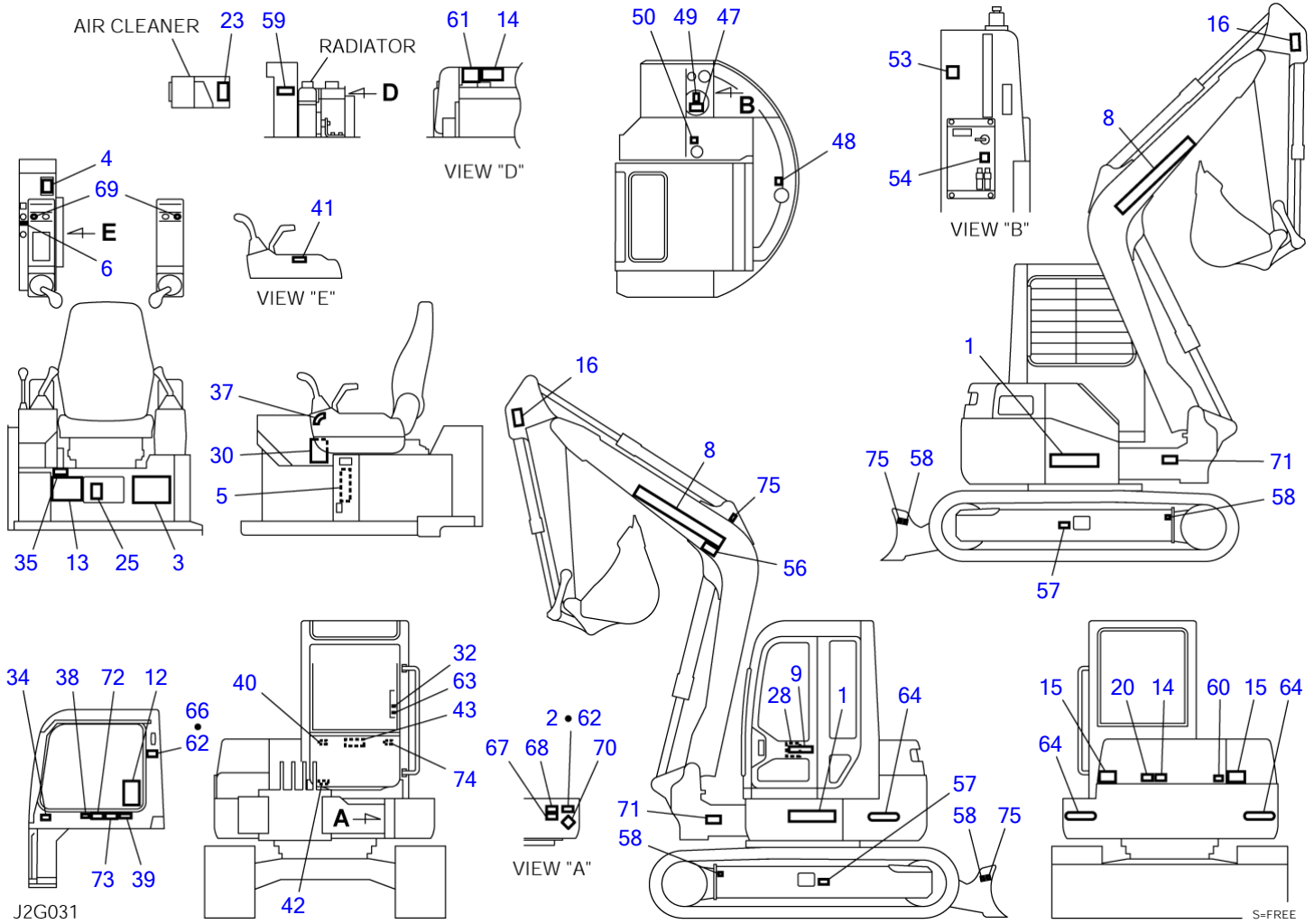
J2F090

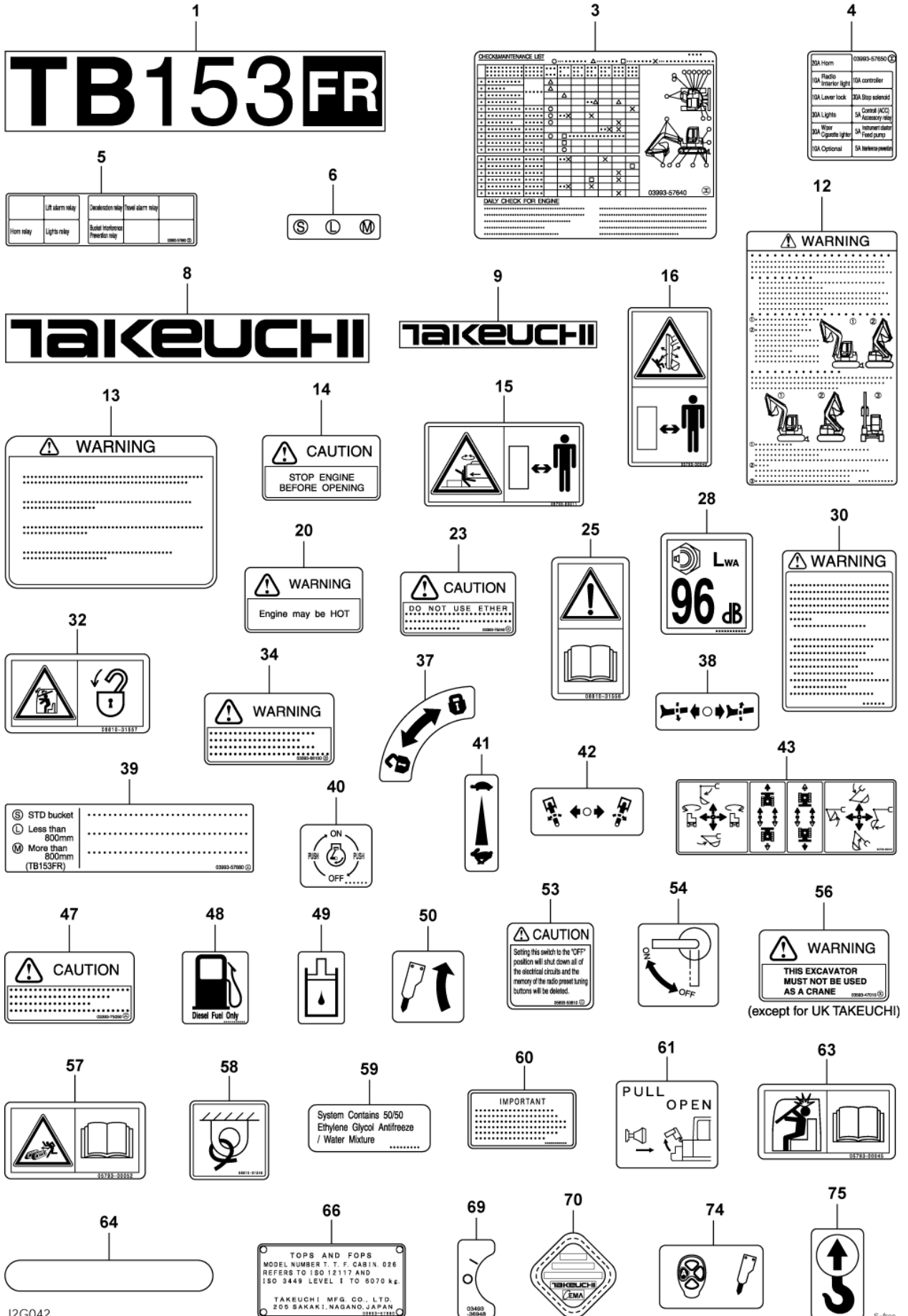
S=1/10

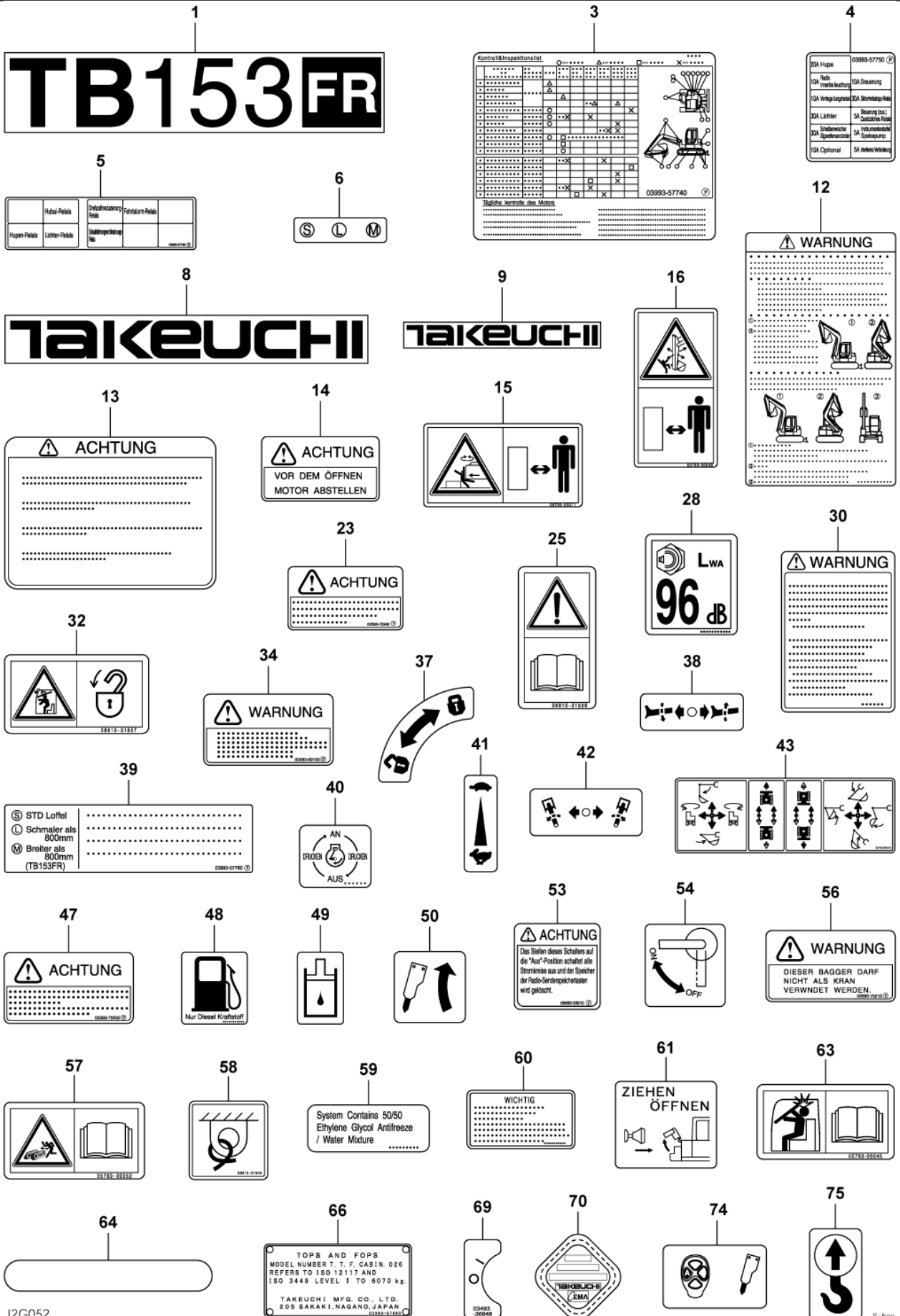
**3RD AUXILIARY LINE (available only with 2nd aux. lines)**

Item	Part number	Description	Q'ty	Chan.	Serial No.	Serv.	Remarks
	<b>0397324400</b>	LINE ASSY, 3rd auxiliary	1				X03973-24400-3
	<b>0397324500</b>	LINE ASSY, 3rd auxiliary (long arm)	1				X03973-24500-3
1	<b>0397324450</b>	▪ PIPE (R.H.)	1				
2	<b>0397324460</b>	▪ PIPE (L.H.)	1				
3	<b>0577307100</b>	▪ CLAMP	4				
4	<b>0567346430</b>	▪ ADAPTOR (R.H.)	1				
5	<b>0567346440</b>	▪ ADAPTOR (L.H.)	1				
6	<b>1501750002</b>	▪ PLUG	6				
	<b>1420010110</b>	▪ ▪ O-RING	1				
7	<b>0397324440</b>	▪ HOSE ASSY	2				18010-22180
8	<b>1801032083</b>	▪ HOSE ASSY	2				
	<b>1801032104</b>	▪ HOSE ASSY	2				long arm
9	<b>1515100110</b>	▪ ELBOW	2				
	<b>1420010110</b>	▪ ▪ O-RING	1				
10	<b>1100040816</b>	▪ BOLT	4				
11	<b>1100040830</b>	▪ BOLT	4				
12	<b>1140020008</b>	▪ WASHER, spring	8				
13	<b>0007300064</b>	▪ CLAMP	1				
	<b>J2f092</b>						

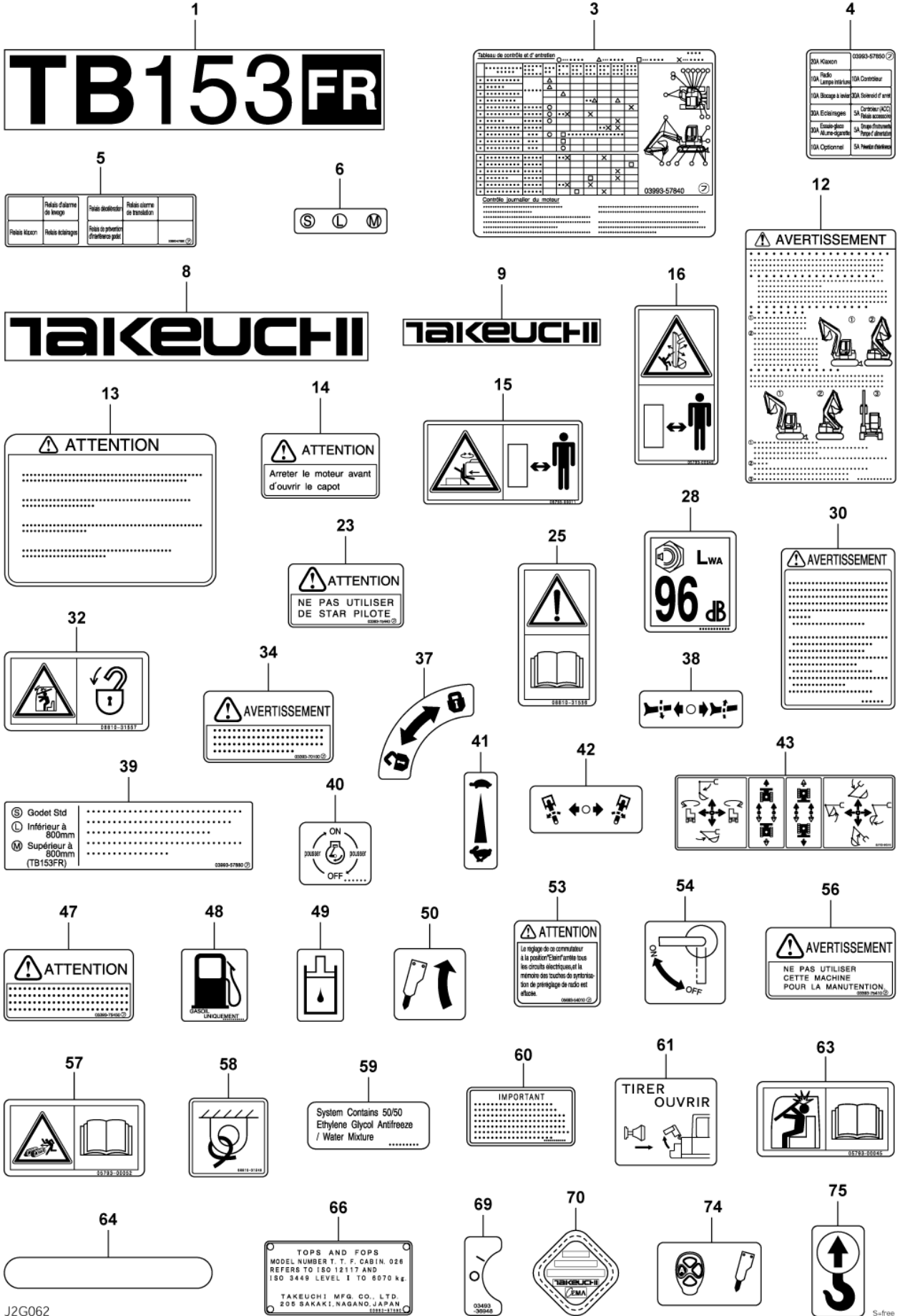
TB153FR Book No. BJ2Z004 S/N 15820004-  
**DECAL (cab)**

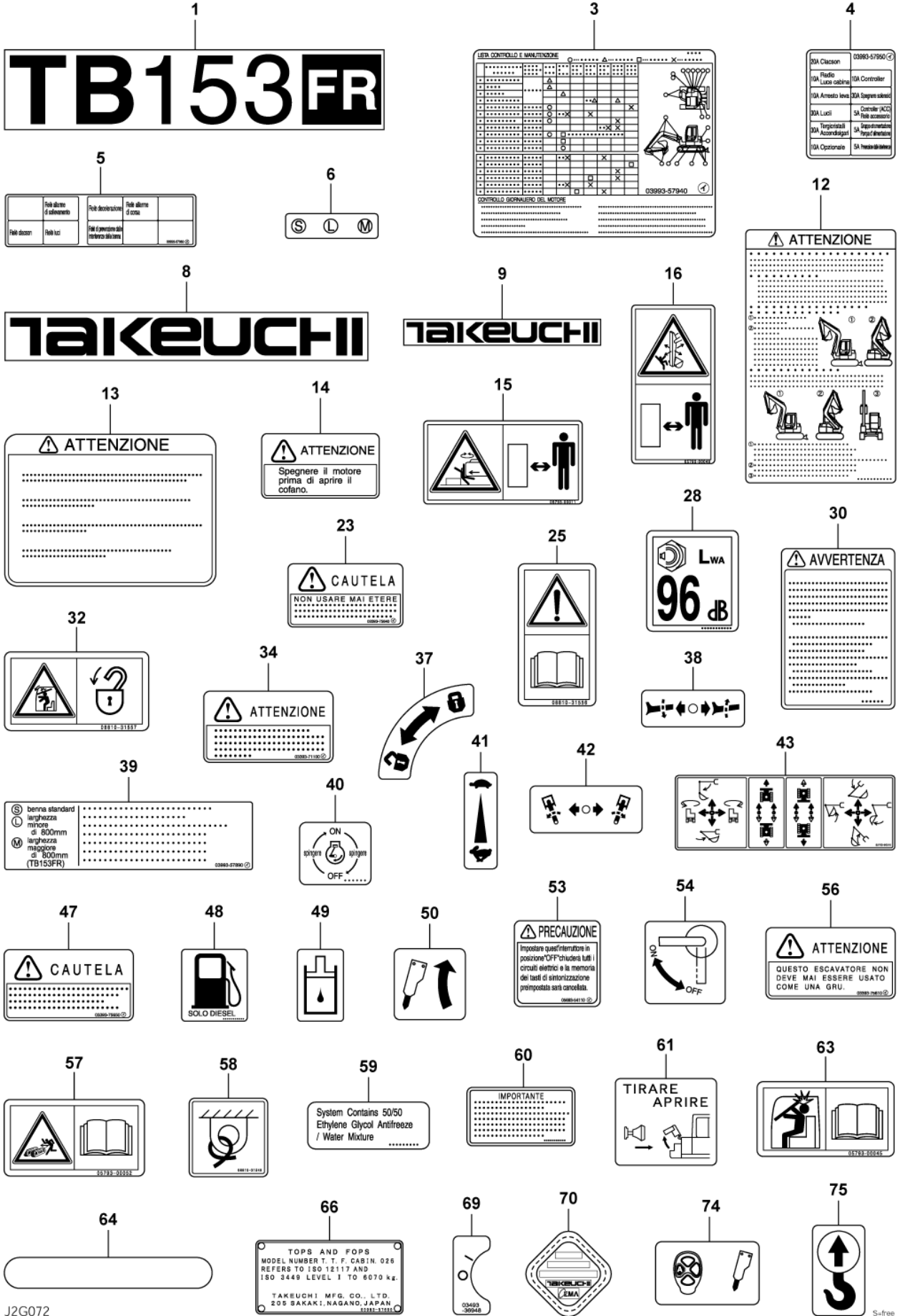




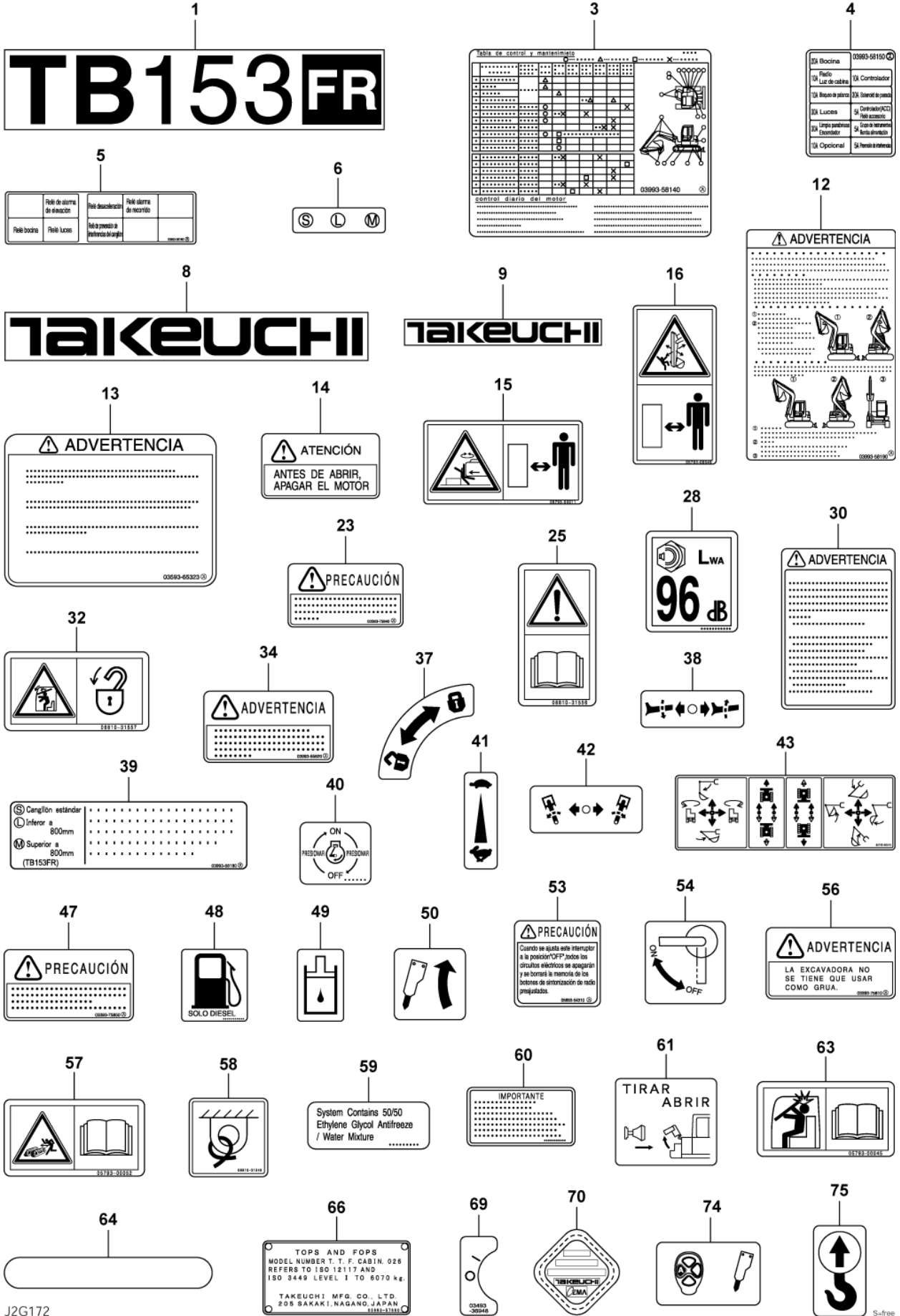


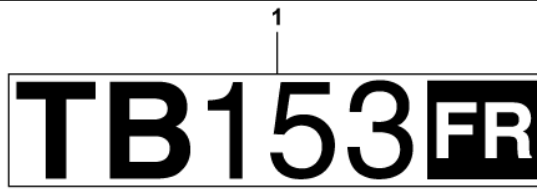






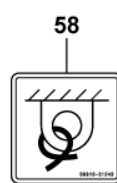

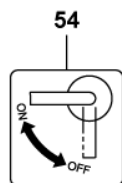
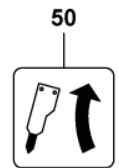
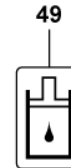
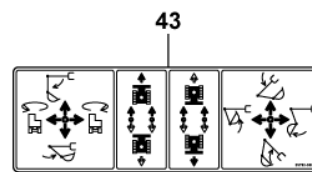
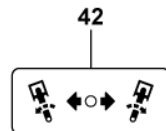
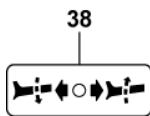
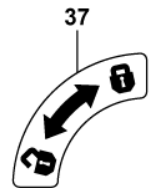

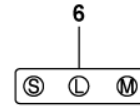






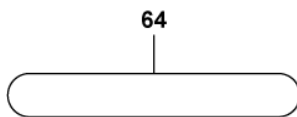
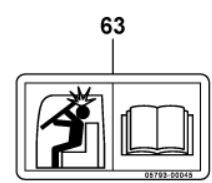
4

SDA Horn	03060-57850
IDA Radio	IDA controller
IDA Interior light	IDA controller
IDA Lever lock	IDA Stop solenoid
SDA Lights	SA Control (ACC)
	SA Necessity relay
SDA Wiper	SA In-cabin heater
SDA Cigarette lighter	SA Food pump
IDA Optional	SA Helium pressure



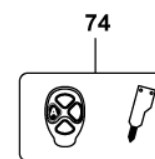
59

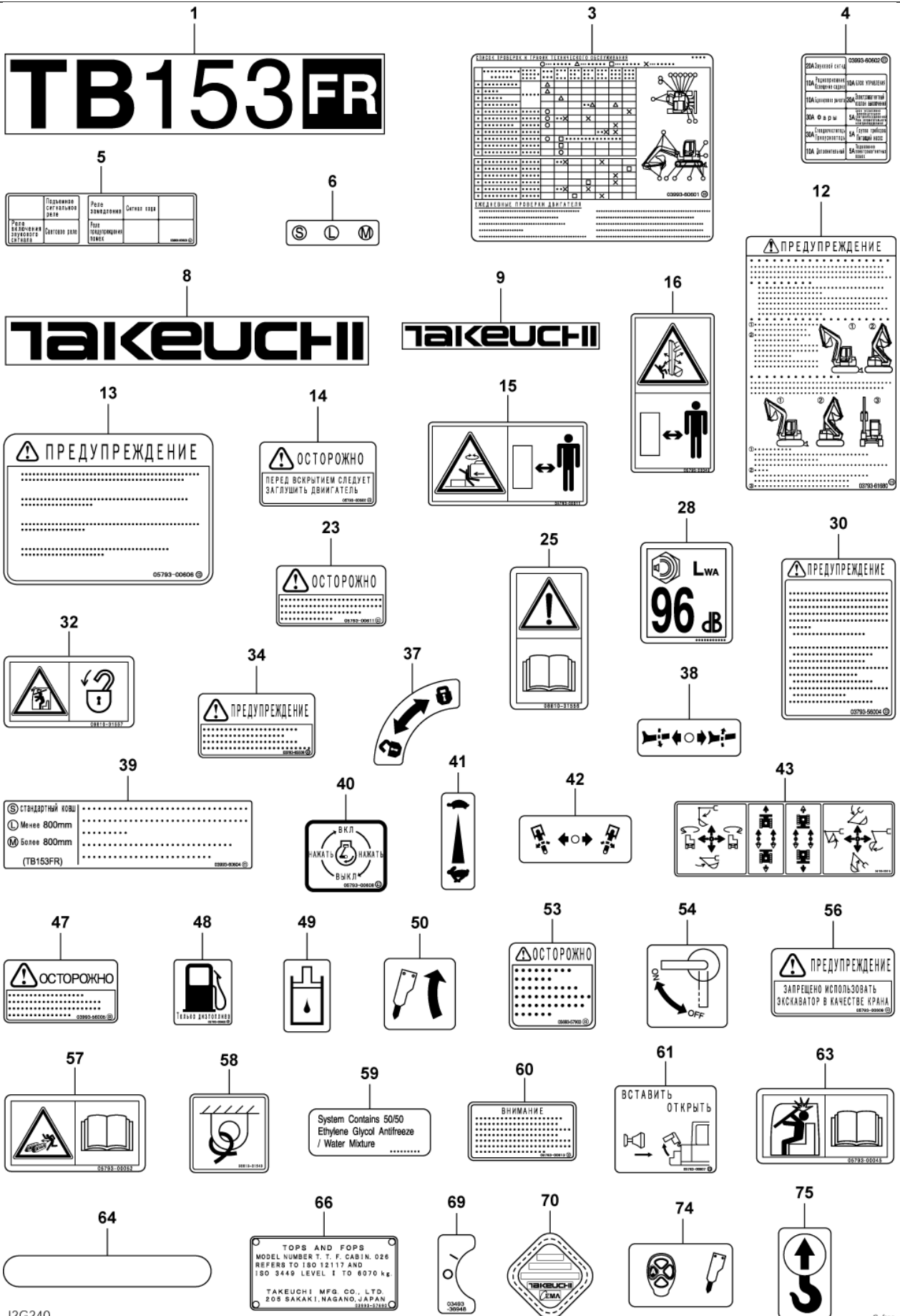
System Contains 50/50  
Ethylene Glycol Antifreeze  
/ Water Mixture



66

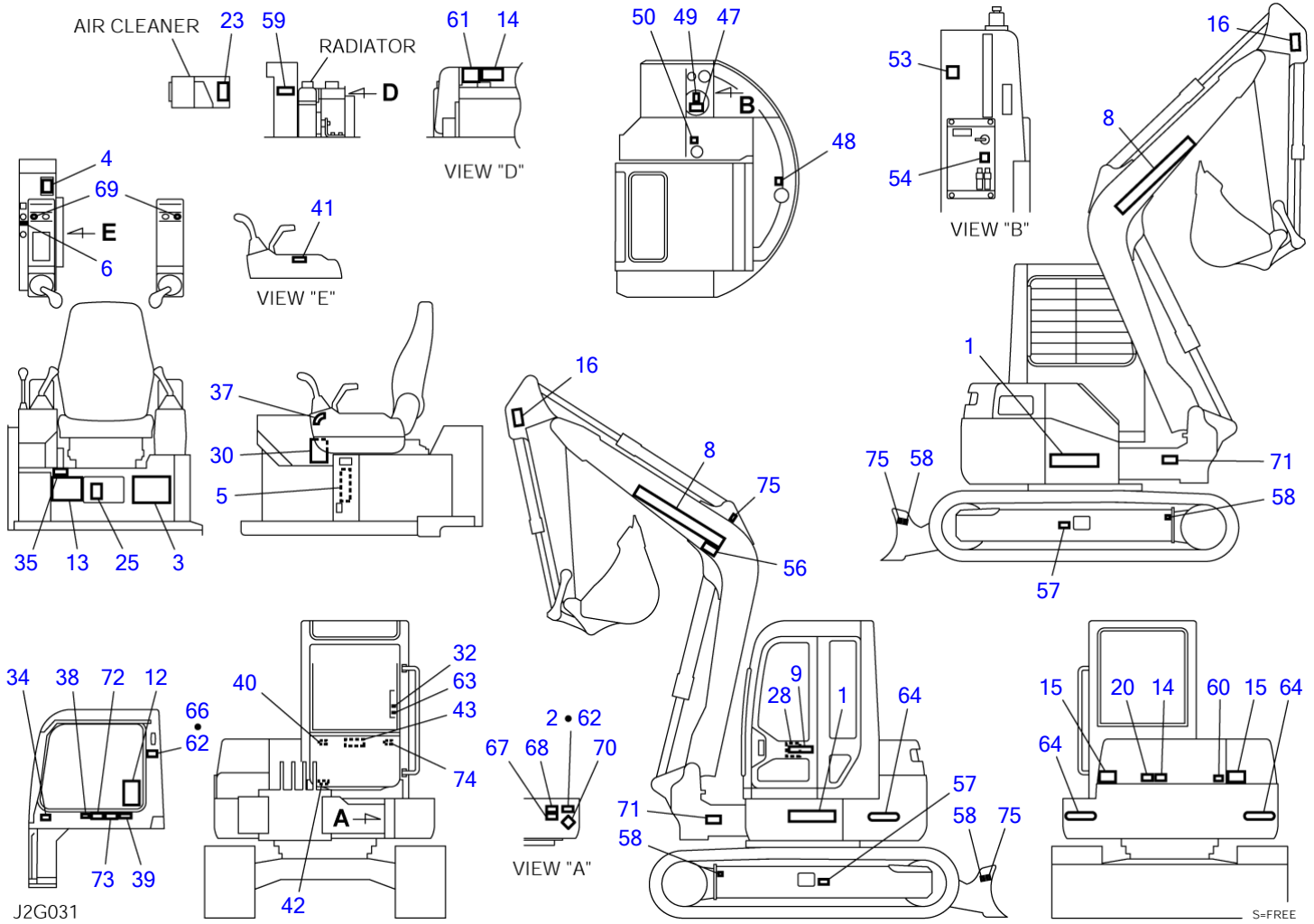
TOPS AND FOPS  
MODEL NUMBER T. F. CABIN. 026  
REFERS TO ISO 12117 AND  
ISO 3449 LEVEL I TO 6070 k.k.  
TAKEUCHI MFG. CO. LTD.  
205 SAKAKI, NAGANO, JAPAN  
01893-37183







TB153FR Book No. BJ2Z004 S/N 15820004-  
**DECAL (cab)**

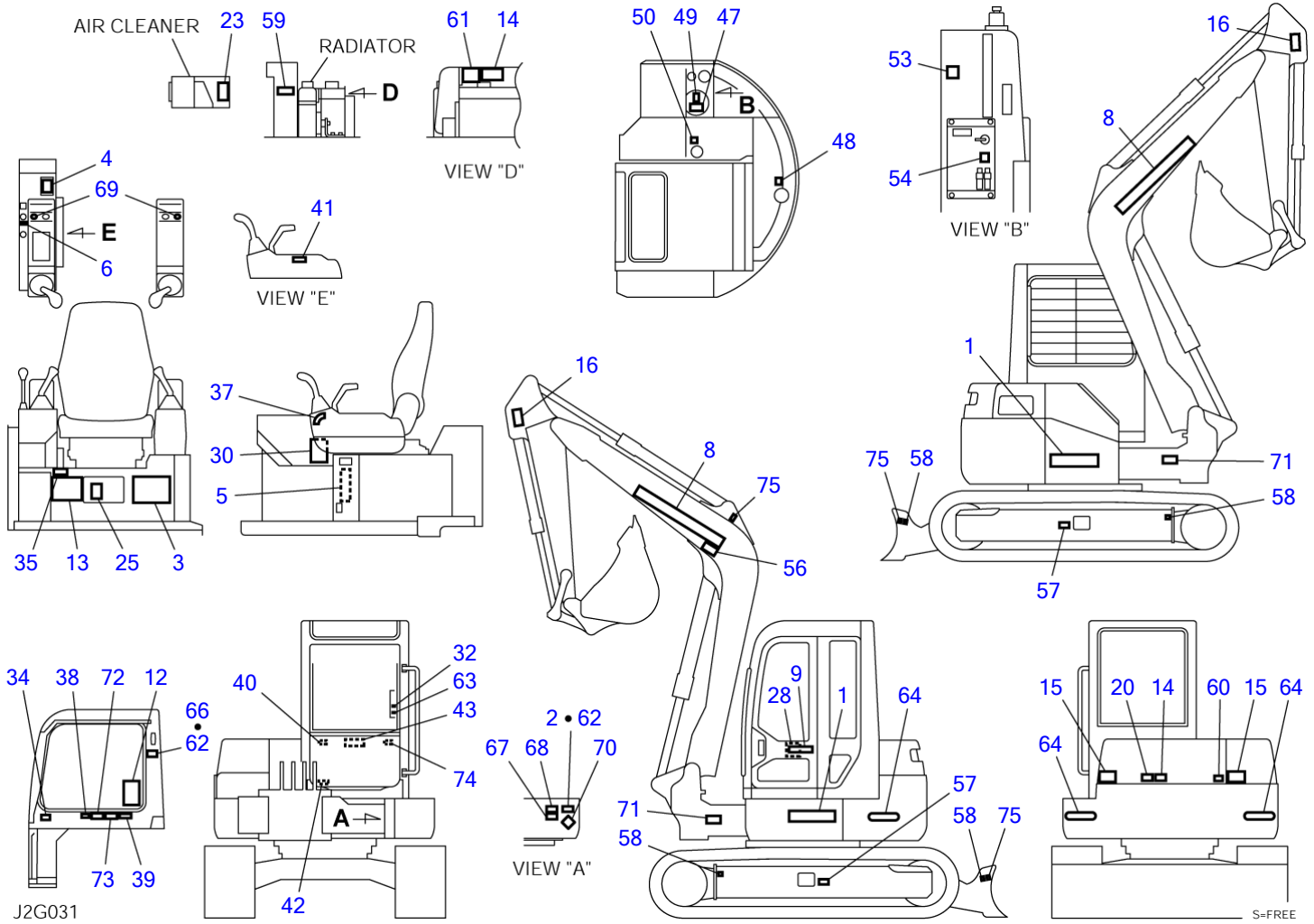




DECAL (cab)

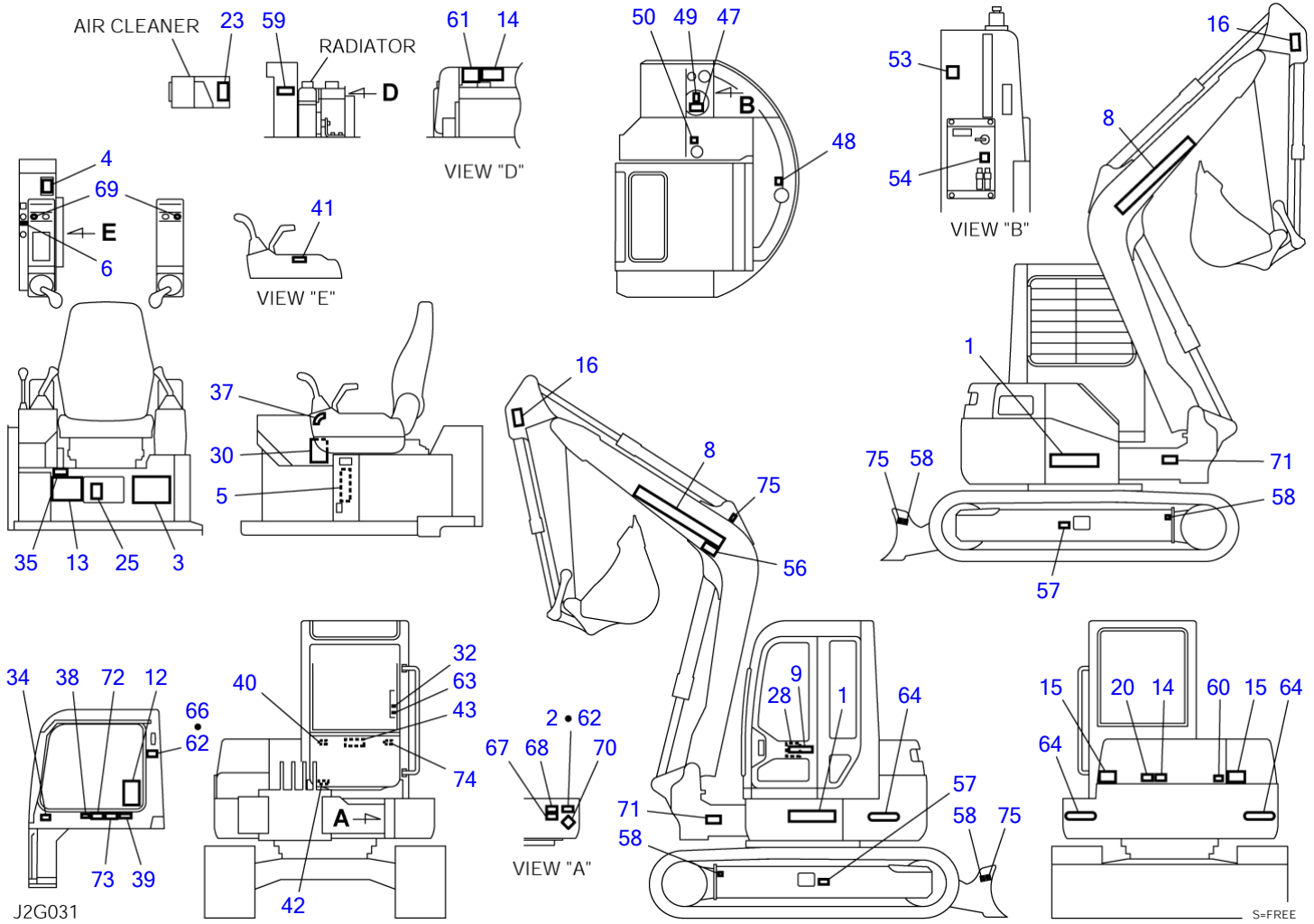
Item	Part number	Description	Q'ty	Chan.	Serial No.	Serv.	Remarks
0	0399357600	DECAL SET (English)	1				X03993-57600-3
	0399357700	DECAL SET (German)	1				X03993-57700-3
	0399357800	DECAL SET (French)	1				X03993-57800-3
	0399357900	DECAL SET (Italian)	1				X03993-57900-3
	0399358000	DECAL SET (U. S. TAKEUCHI)	1				X03993-58000-3
	0399358100	DECAL SET (Spanish)	1				X03993-58100-3
	0399360500	DECAL SET (Dutch)	1				X03993-60500-3
	0399360600	DECAL SET (Russian)	1				X03993-60600-3
	0399360700	DECAL SET (U.K. TAKEUCHI)	1				X03993-60700-3
1	0399357610	• DECAL	2				
2	X *****	• DECAL	1				
3	0399357640	• DECAL (English)	1				
	0399357740	• DECAL (German)	1				
	0399357840	• DECAL (French)	1				
	0399357940	• DECAL (Italian)	1				
	0399358140	• DECAL (Spanish)	1				
	0399360601	• DECAL (Russian)	1				
4	0399357650	• DECAL (English, Dutch)	1				
	0399357750	• DECAL (German)	1				
	0399357850	• DECAL (French)	1				
	0399357950	• DECAL (Italian)	1				
	0399358150	• DECAL (Spanish)	1				
	0399360602	• DECAL (Russian)	1				
5	0399357660	• DECAL (English)	1				
	0399357760	• DECAL (German)	1				
	0399357860	• DECAL (French)	1				
	0399357960	• DECAL (Italian)	1				
	0399358160	• DECAL (Spanish)	1				
	0399360603	• DECAL (Russian)	1				
6	0569358060	• DECAL	1				
8	0359306300	• DECAL	2				
9	0569321400	• DECAL	1				
12	0569352506	• DECAL (English)	1				
	0569352206	• DECAL (German)	1				
	0569352306	• DECAL (French)	1				
	0569352406	• DECAL (Italian)	1				
	0399358190	• DECAL (Spanish)	1				
	0379361680	• DECAL (Russian)	1				
13	0359313700	• DECAL (English)	1				
	0359314700	• DECAL (German)	1				
	0359315700	• DECAL (French)	1				
	0359316700	• DECAL (Italian)	1				
	0359365323	• DECAL (Spanish)	1				
	0579300606	• DECAL (Russian)	1				
14	0359307400	• DECAL (English)	2				
	0359314400	• DECAL (German)	2				
	0359315400	• DECAL (French)	2				
	0359316400	• DECAL (Italian)	2				
	0339364200	• DECAL (Spanish)	2				
	0579300602	• DECAL (Russian)	2				
15	0579300011	• DECAL	2				
16	0579300049	• DECAL	2				
20	0569321980	• DECAL (English)	1				
23	0339375040	• DECAL (English)	1				
	0339375240	• DECAL (German)	1				
	0339375440	• DECAL (French)	1				
	0339375640	• DECAL (Italian)	1				
	0339375840	• DECAL (Spanish)	1				
	0579300611	• DECAL (Russian)	1				
25	0881031556	• DECAL	1				
28	X *****	• DECAL	1				except for U.S. TAKEUCHI
30	0379337300	• DECAL (English)	1				
	0379338300	• DECAL (German)	1				
	0379339300	• DECAL (French)	1				
	0379340300	• DECAL (Italian)	1				
	0379354200	• DECAL (Spanish)	1				
	0399356004	• DECAL (Russian)	1				
32	0881031557	• DECAL	1				

TB153FR Book No. BJ2Z004 S/N 15820004-  
**DECAL (cab)**



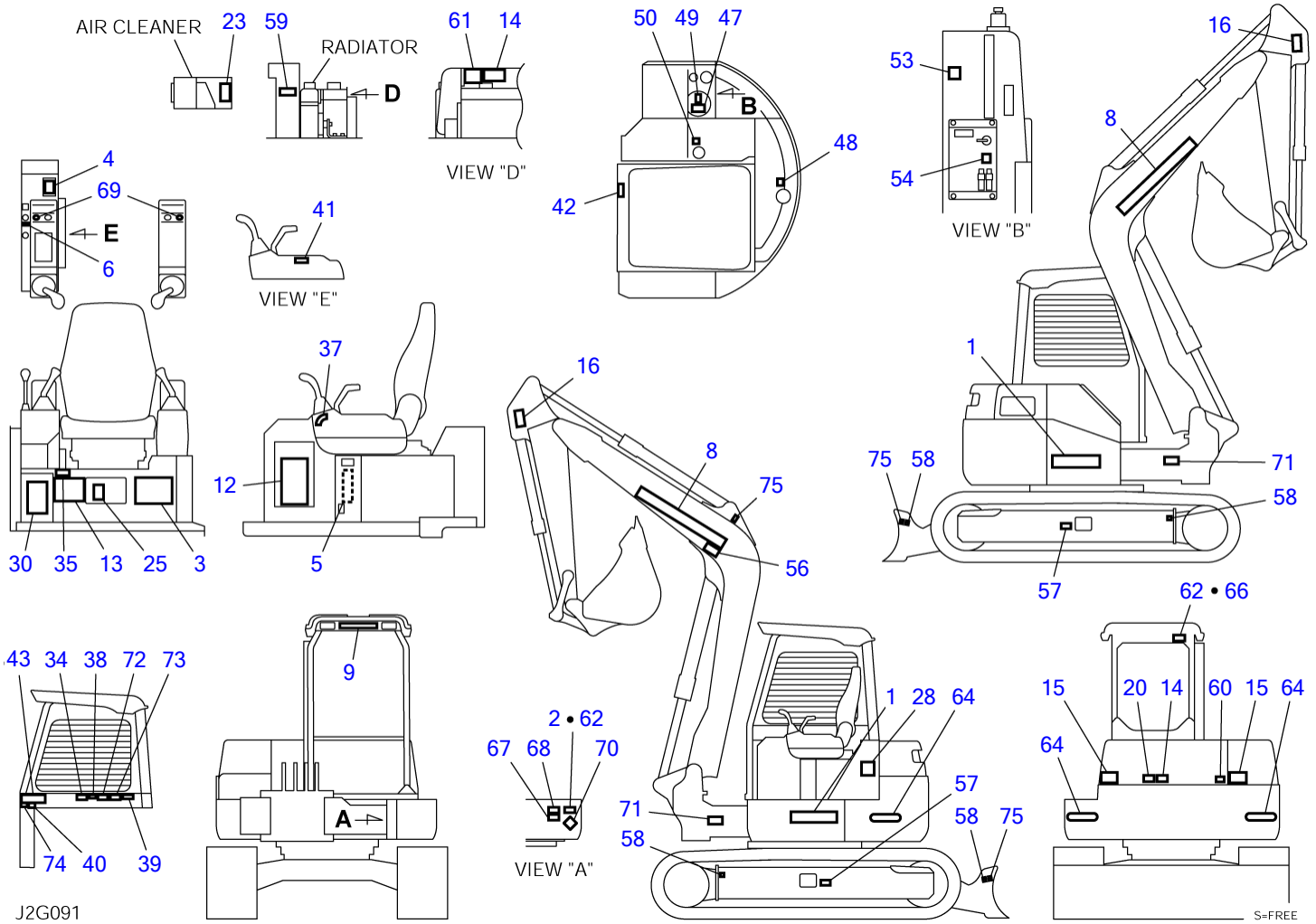
DECAL (cab)							
Item	Part number	Description	Q'ty	Chan.	Serial No.	Serv.	Remarks
34	0339368100	• DECAL (English)	1				
34	0339369100	• DECAL (German)	1				
34	0339370100	• DECAL (French)	1				
34	0339371100	• DECAL (Italian)	1				
34	0399355820	• DECAL (Spanish)	1				
34	0329365506	• DECAL (Russian)	1				
35	X *****	• DECAL	1				
37	0329360100	• DECAL	1				
38	0359325190	• DECAL	1				
39	0399357680	• DECAL (English)	1				
39	0399357780	• DECAL (German)	1				
39	0399357880	• DECAL (French)	1				
39	0399357980	• DECAL (Italian)	1				
39	0399358080	• DECAL (U. S. TAKEUCHI)	1				
39	0399358180	• DECAL (Spanish)	1				
39	0399360604	• DECAL (Russian)	1				
40	0569335060	• DECAL (English)	1				
40	0569327800	• DECAL (German)	1				
40	0569328800	• DECAL (French)	1				
40	0569329800	• DECAL (Italian)	1				
40	0569348500	• DECAL (Spanish)	1				
40	0579300608	• DECAL (Russian)	1				
41	0359317200	• DECAL	1				
42	0329360060	• DECAL	1				
43	0579300015	• DECAL	1				
47	0339375050	• DECAL (English)	1				
47	0339375250	• DECAL (German)	1				
47	0339375450	• DECAL (French)	1				
47	0339375650	• DECAL (Italian)	1				
47	0339375850	• DECAL (Spanish)	1				
47	0399356005	• DECAL (Russian)	1				
48	0359306600	• DECAL (English)	1				
48	0339375260	• DECAL (German)	1				
48	0339375460	• DECAL (French)	1				
48	0339375660	• DECAL (Italian, Spanish)	1				
48	0579300603	• DECAL (Russian)	1				
49	0359306700	• DECAL	1				
50	0359325220	• DECAL	1				
53	0569353810	• DECAL (English)	1				
53	0569353910	• DECAL (German)	1				
53	0569354010	• DECAL (French)	1				
53	0569354110	• DECAL (Italian)	1				
53	0569354310	• DECAL (Spanish)	1				
53	0569357903	• DECAL (Russian)	1				
54	0399351210	• DECAL	1				
56	0359347010	• DECAL (English)	1				except for U.K. TAKEUCHI
56	0339375210	• DECAL (German)	1				
56	0339375410	• DECAL (French)	1				
56	0339375610	• DECAL (Italian)	1				
56	0339375810	• DECAL (Spanish)	1				
56	0579300609	• DECAL (Russian)	1				
57	0579300052	• DECAL	2				
58	0881031549	• DECAL	4				
59	0359313900	• DECAL	1				
60	0339376240	• DECAL (English)	1				
60	0339376340	• DECAL (German)	1				
60	0339379440	• DECAL (French)	1				
60	0339379540	• DECAL (Italian)	1				
60	0339379640	• DECAL (Spanish)	1				
60	0579300613	• DECAL (Russian)	1				
61	0569326400	• DECAL (English)	1				
61	0569327400	• DECAL (German)	1				
61	0569328400	• DECAL (French)	1				
61	0569329400	• DECAL (Italian)	1				
61	0569348400	• DECAL (Spanish)	1				
61	0579300607	• DECAL (Russian)	1				
62	X *****	• SCREW	8				
63	0579300045	• DECAL	1				

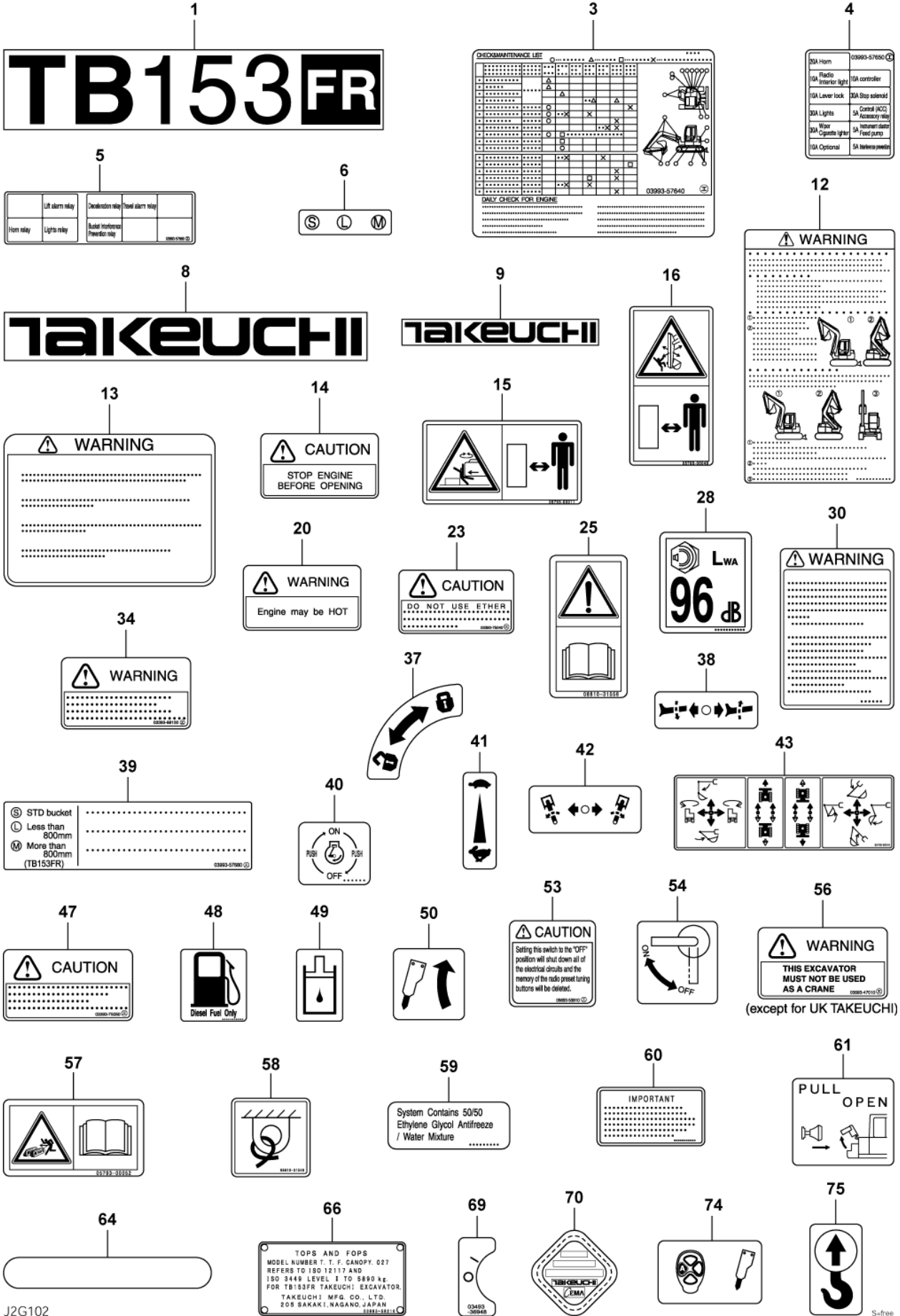
TB153FR Book No. BJ2Z004 S/N 15820004-  
**DECAL (cab)**

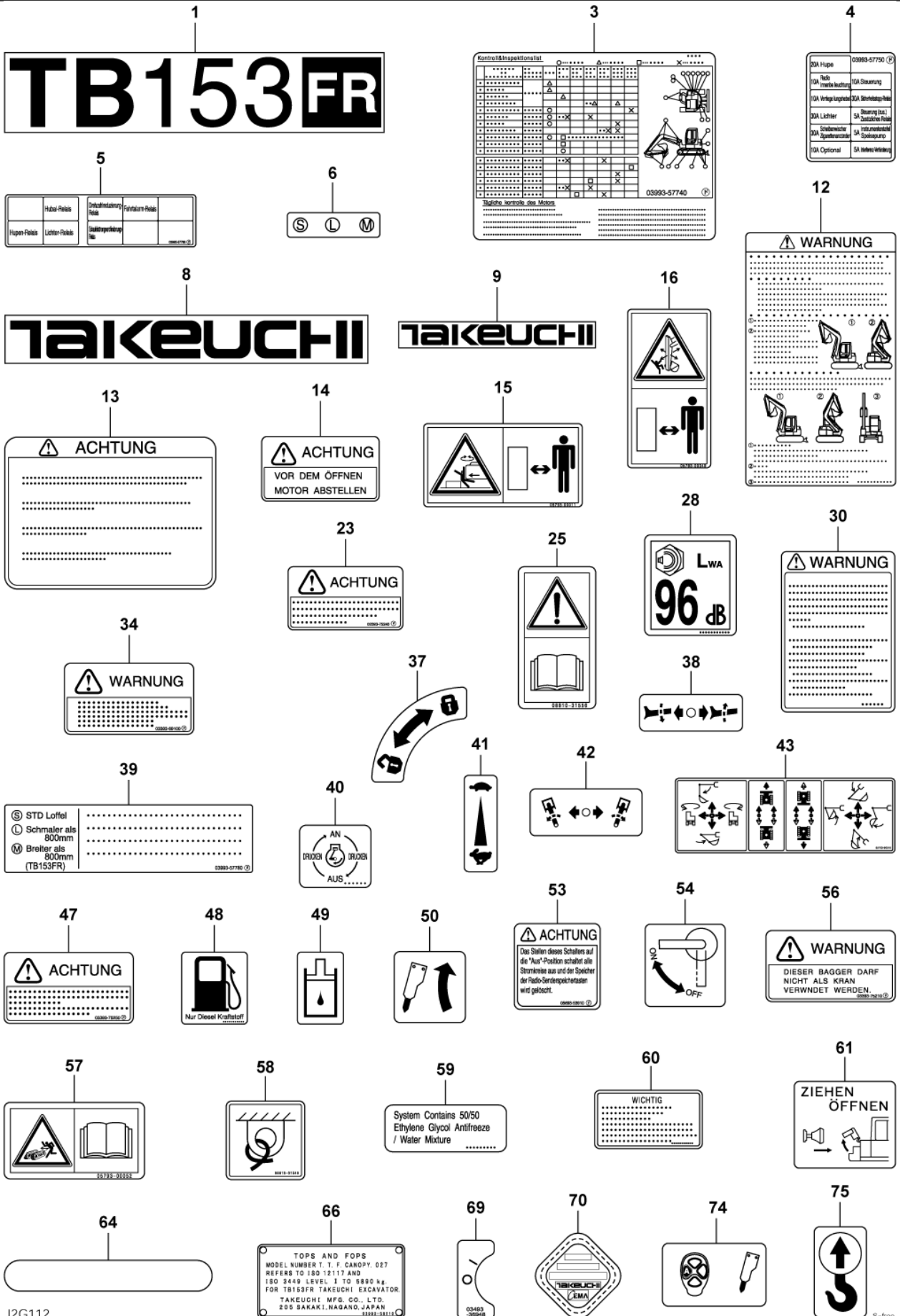


DECAL (cab)							
Item	Part number	Description	Q'ty	Chan.	Serial No.	Serv.	Remarks
64	<b>0569358070</b>	• DECAL	2				
66	X *****	• DECAL	1				
67	X *****	• DECAL	1				
68	X *****	• DECAL	1				
69	<b>0349336948</b>	• DECAL	2				
70	X *****	• DECAL	1				
71	<b>0399352302</b>	• DECAL (U. S. TAKEUCHI)	2				
72	<b>0399352303</b>	• DECAL (U. S. TAKEUCHI)	1				
73	<b>0399352309</b>	• DECAL (U. S. TAKEUCHI)	1				
74	<b>0379336800</b>	• DECAL	1				
75	<b>0399300500</b>	• DECAL	3				
	<b>J2g033</b>						

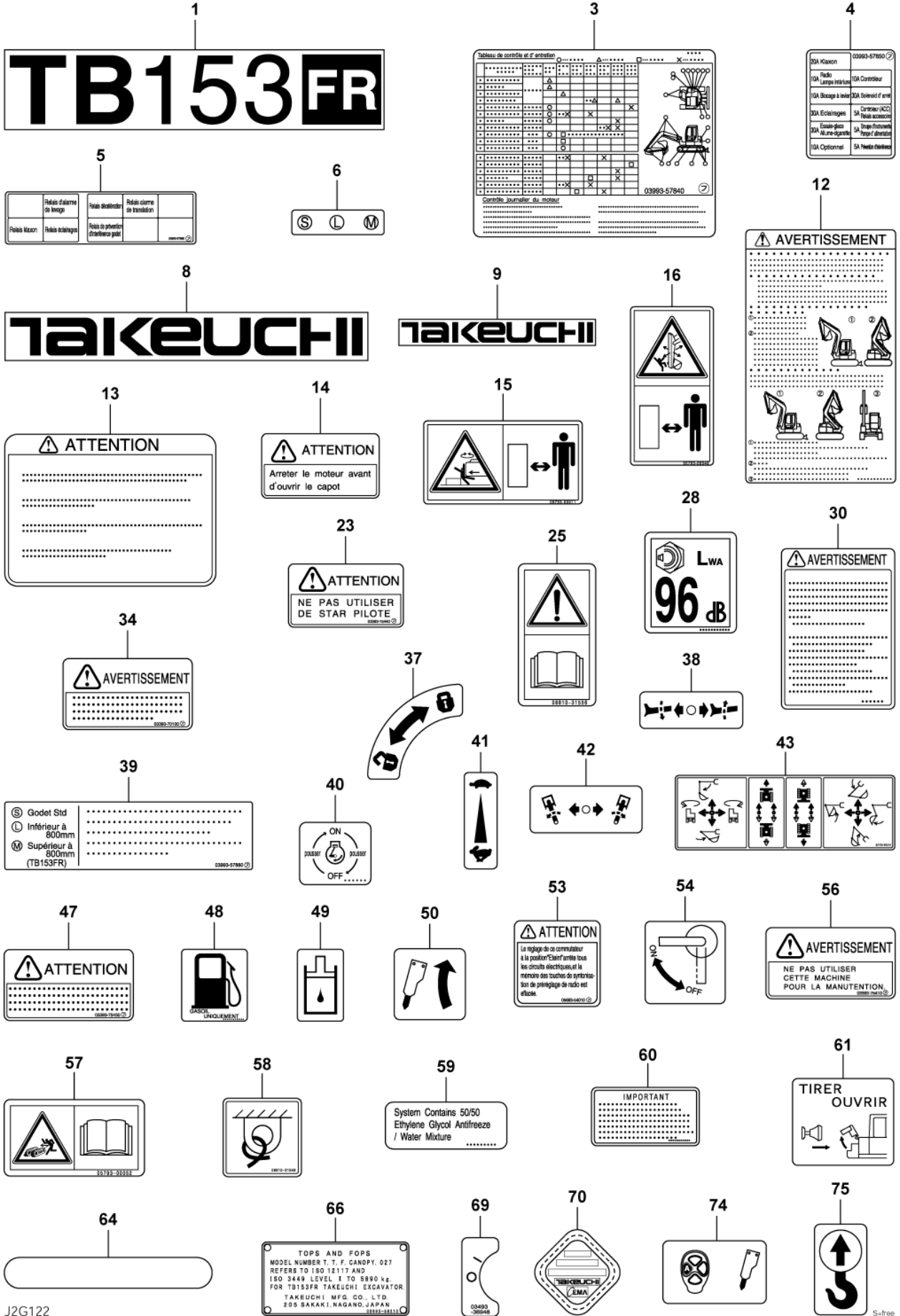
TB153FR Book No. BJ2Z004 S/N 15820004-  
**DECAL (canopy)**

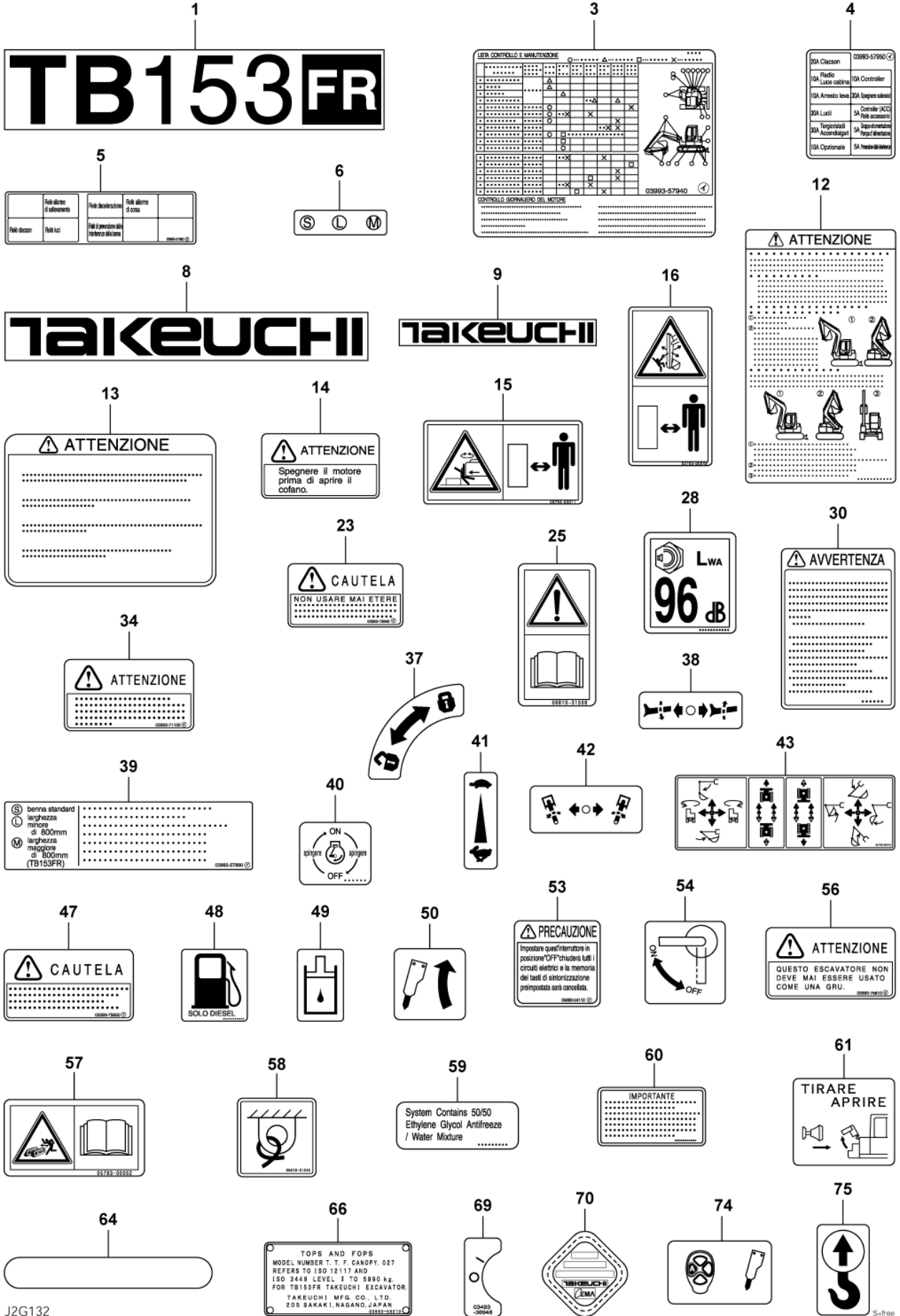




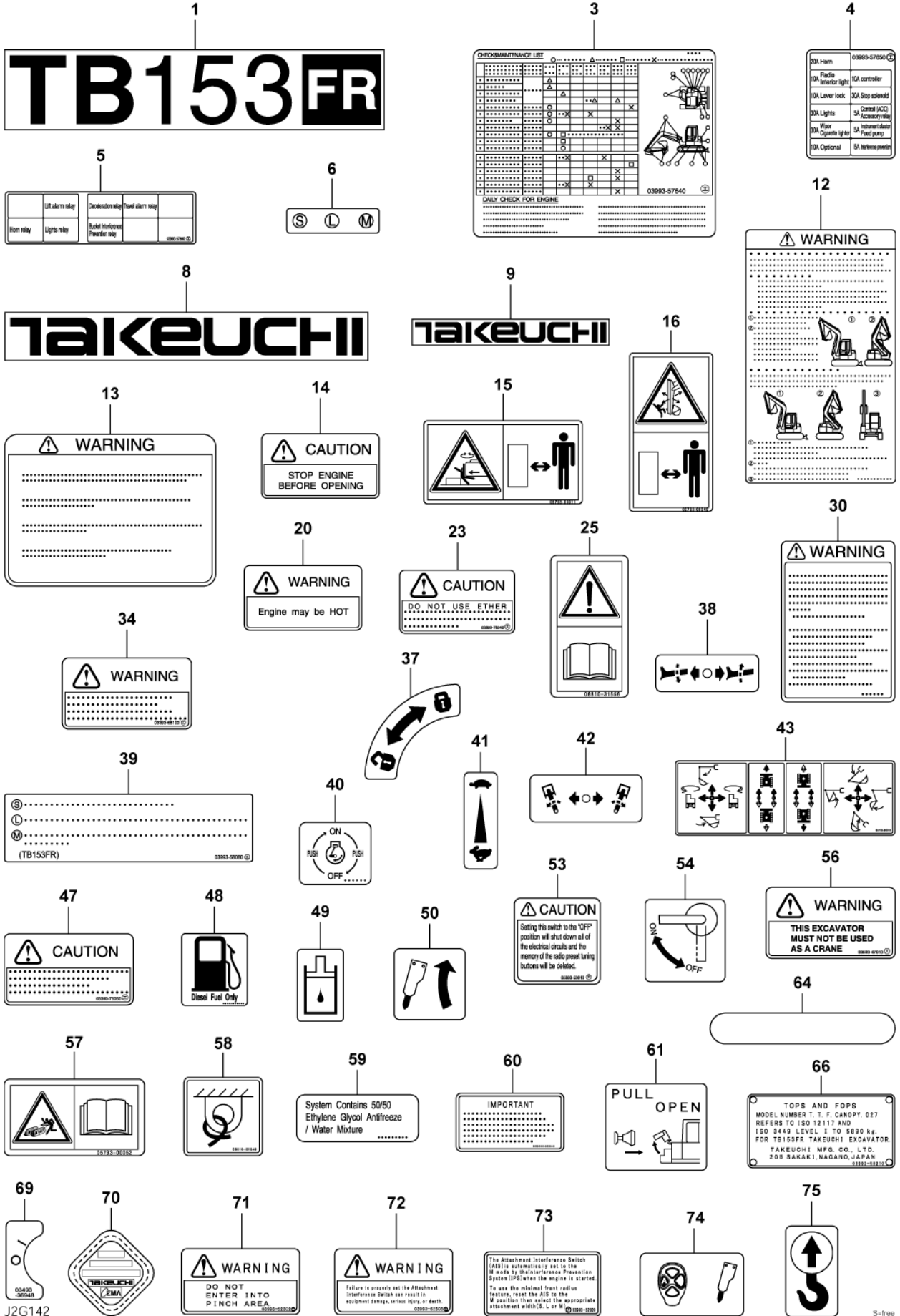


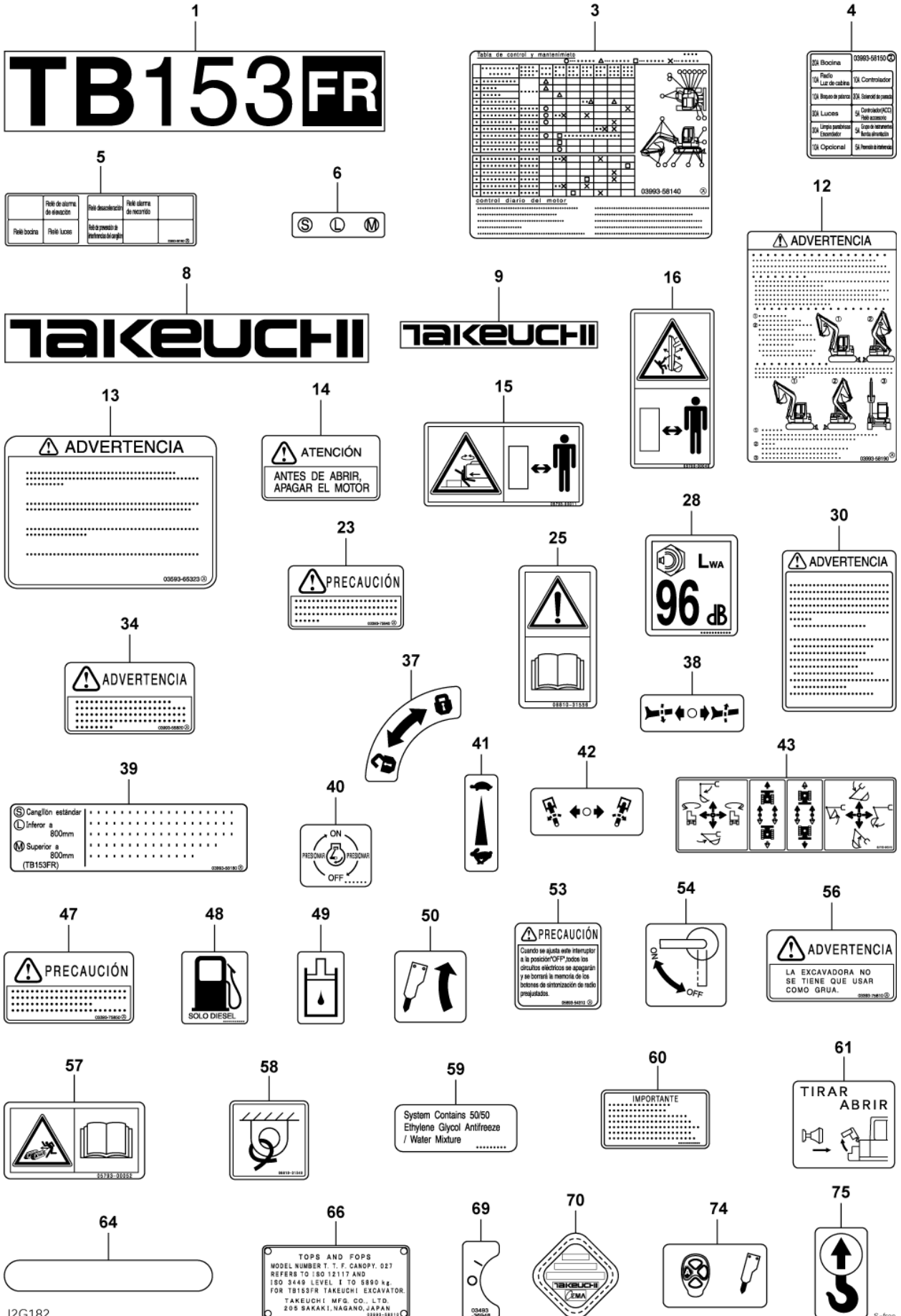


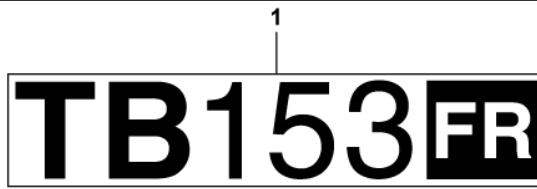




J2G132

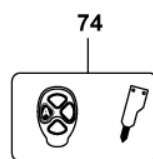
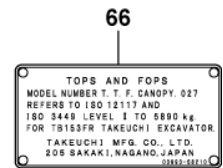
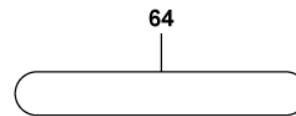
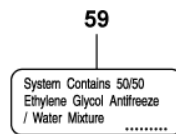

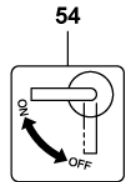
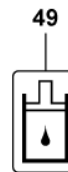
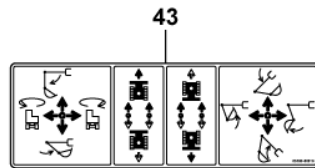
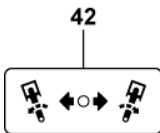
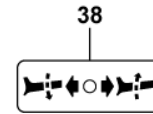


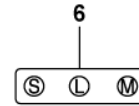




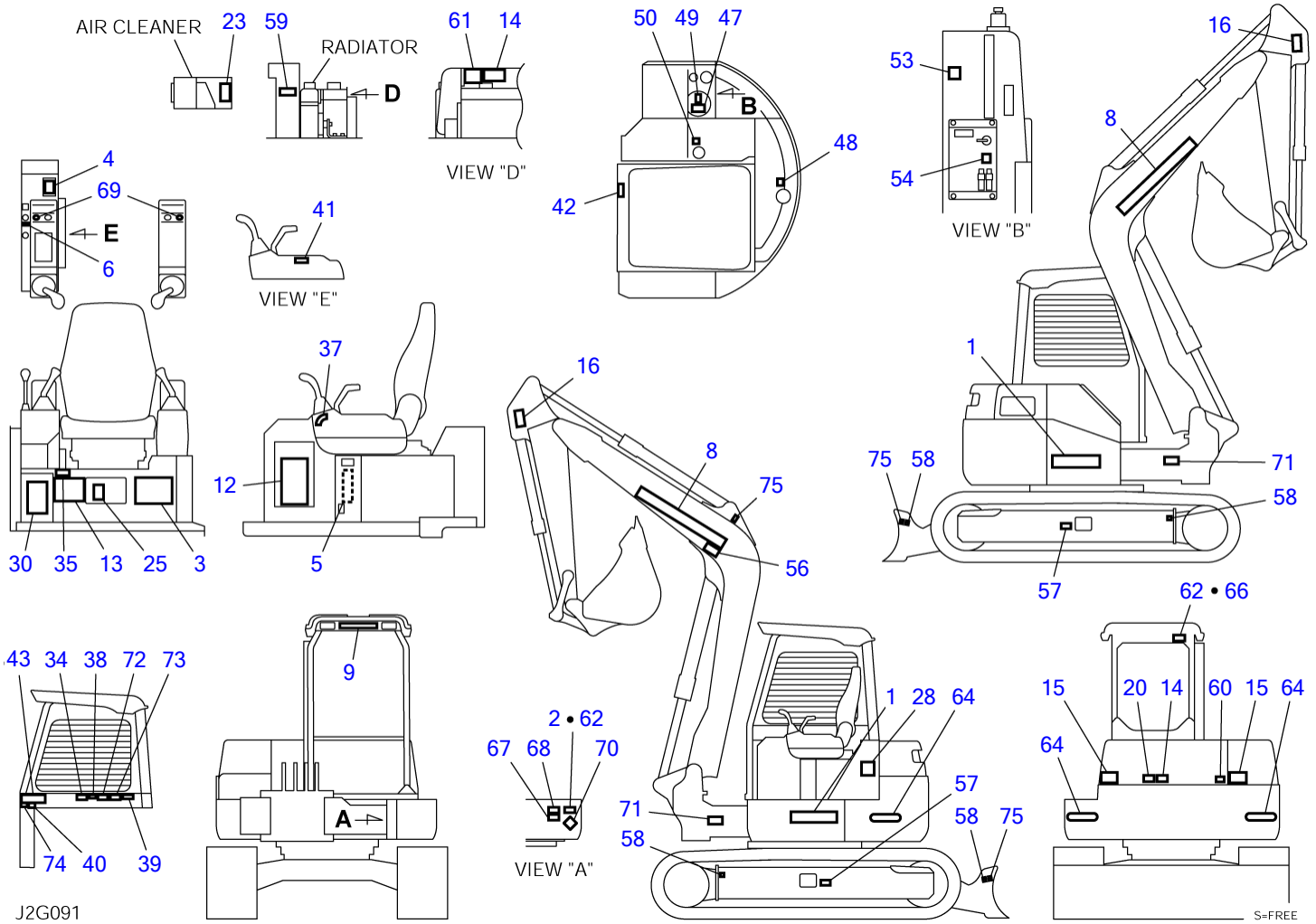


4

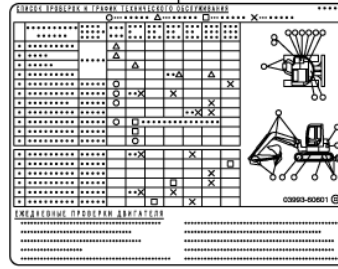
SDA Horn	03950-57950
10A Radio	10A controller
10A Inverter light	10A controller
10A Lever lock	SDA Stop activated
SDA Lights	SA Control (ACC)
	SA Assembly relay
Wear	SA Instrument cable
SDA Diagnostics	SA Feed pump
10A Optional	SA Helium pressure



TB153FR Book No. BJ2Z004 S/N 15820004-  
**DECAL (canopy)**



1  
**TB153FR**

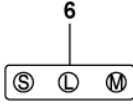


4

ЭМА	ЭМА	ЭМА
ЭМА	ЭМА	ЭМА
ЭМА	ЭМА	ЭМА
ЭМА	ЭМА	ЭМА
ЭМА	ЭМА	ЭМА
ЭМА	ЭМА	ЭМА
ЭМА	ЭМА	ЭМА
ЭМА	ЭМА	ЭМА
ЭМА	ЭМА	ЭМА
ЭМА	ЭМА	ЭМА



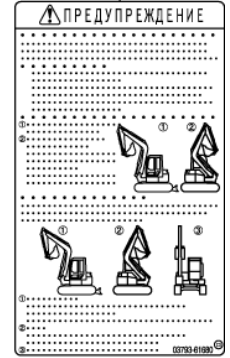
5

Подъемник сидящего оператора	Резьба съемника	Сигнал слова
Резьба вращающегося сигнала	Сигнал звуковой тональности	Сигнал звуковой тональности



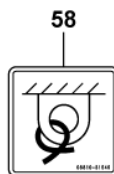
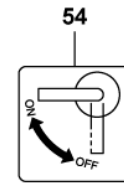
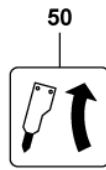
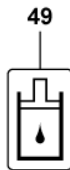
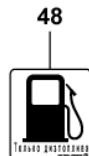
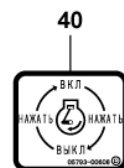
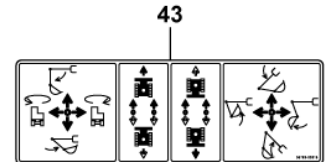
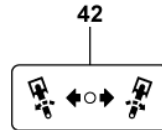
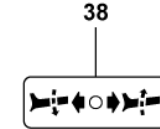
8  
**Такеучи**

9  
**Такеучи**

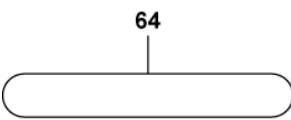


39

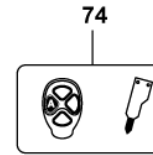
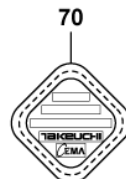
Стандартный ковш	.....
Менее 800mm	.....
Более 800mm	.....
(TB153FR)	.....



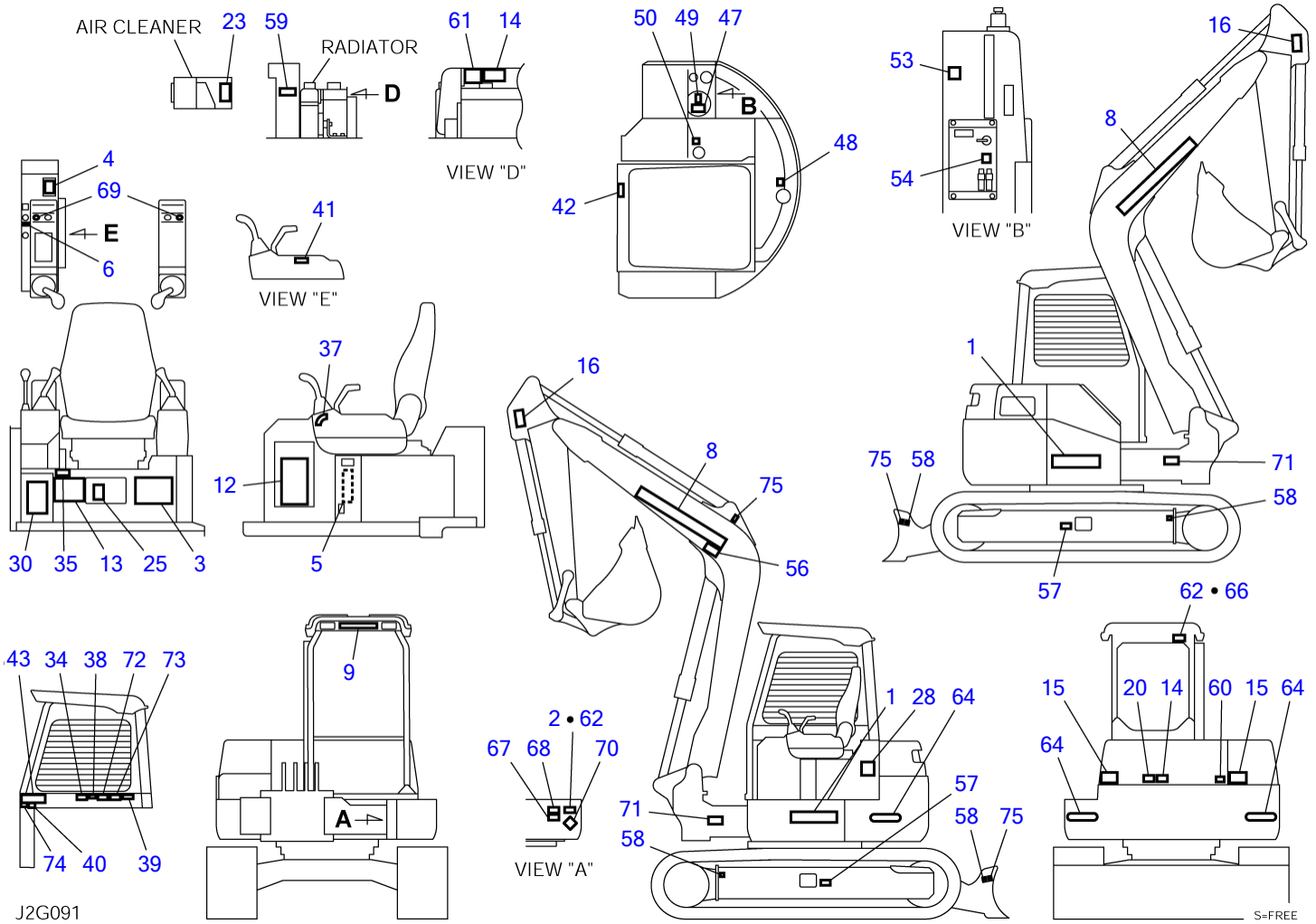
59  
System Contains 50/50  
Ethylene Glycol Antifreeze  
/ Water Mixture .....



66  
TOPS AND FOPS  
MODEL NUMBER T. F. CANOPY. 027  
REFERS TO ISO 12117 AND  
ISO 3449 LEVEL 1 TO 5890 kJ.  
FOR TB153FR TAKEUCHI EXCAVATOR.  
TAKEUCHI MFG. CO., LTD.  
280 SAKAKI, NAGANO, JAPAN



TB153FR Book No. BJ2Z004 S/N 15820004-  
**DECAL (canopy)**

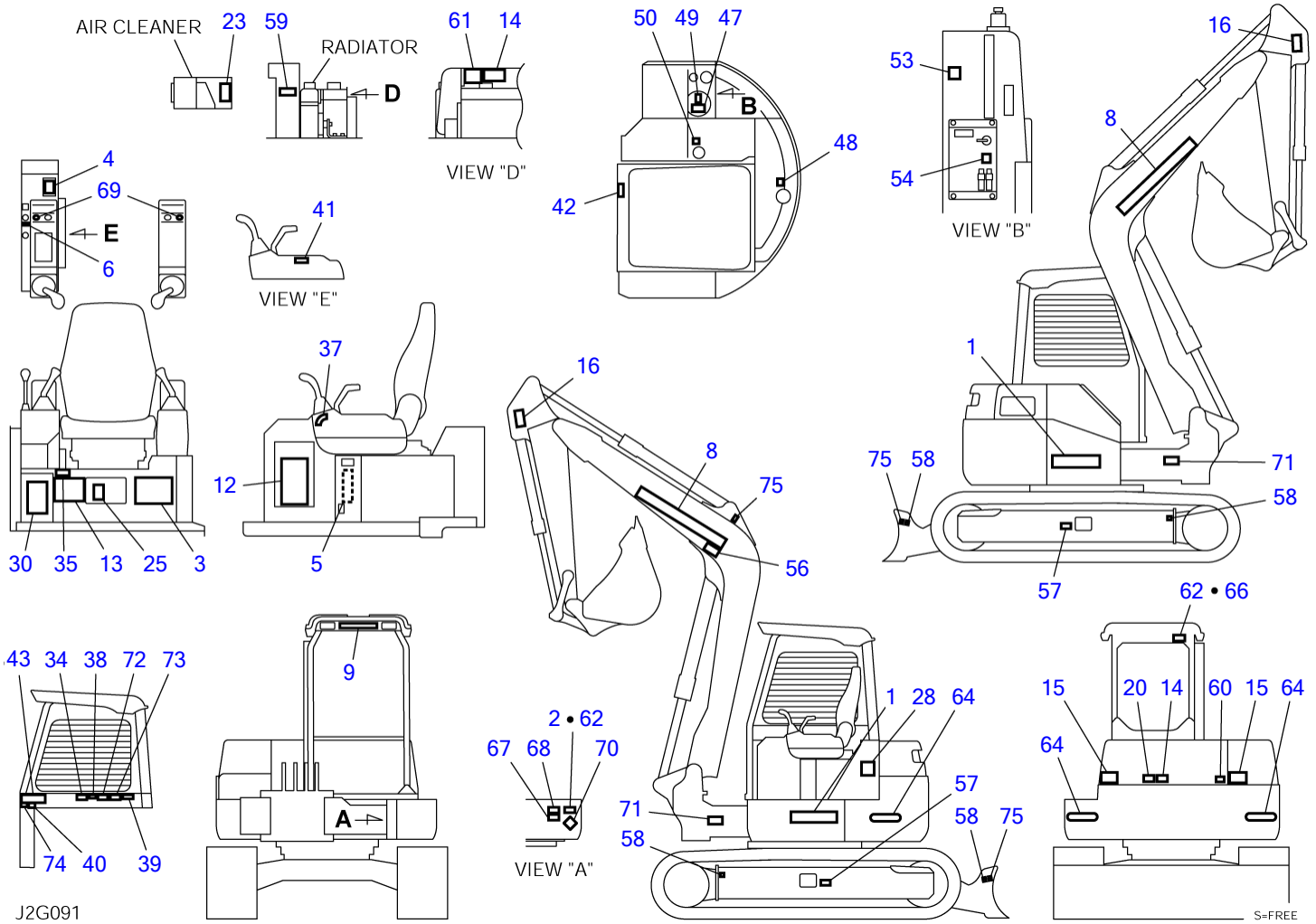




**DECAL (canopy)**

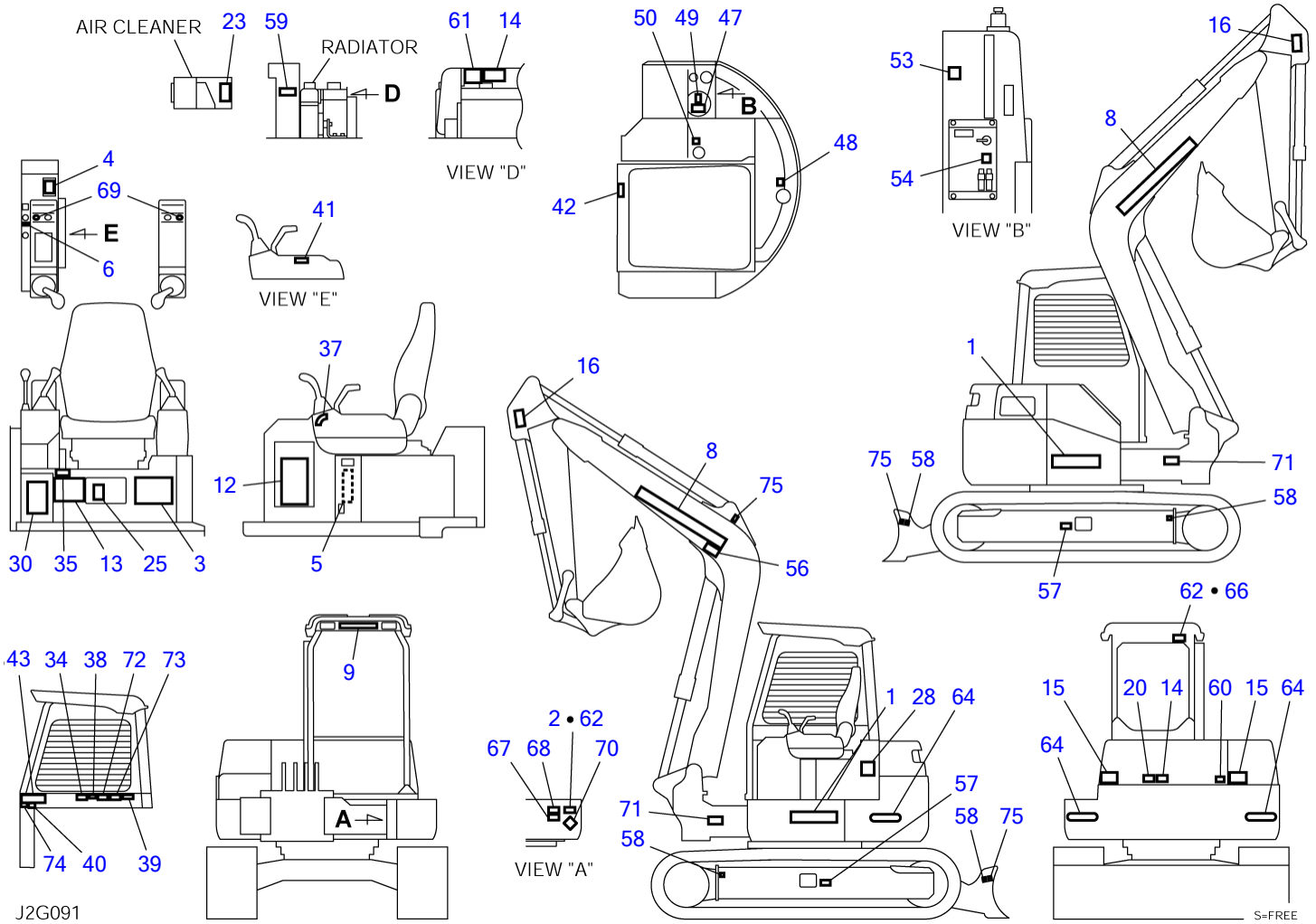
Item	Part number	Description	Qty	Chan.	Serial No.	Serv.	Remarks
0	0399358200	DECAL SET (English)	1				X03993-58200-3
	0399358300	DECAL SET (German)	1				X03993-58300-3
	0399358400	DECAL SET (French)	1				X03993-58400-3
	0399358500	DECAL SET (Italian)	1				X03993-58500-3
	0399358600	DECAL SET (U. S. TAKEUCHI)	1				X03993-58600-3
	0399358700	DECAL SET (Spanish)	1				X03993-58700-3
	0399360800	DECAL SET (Dutch)	1				X03993-60800-3
	0399360900	DECAL SET (Russian)	1				X03993-60900-3
	0399361000	DECAL SET (U.K. TAKEUCHI)	1				X03993-61000-3
1	0399357610	• DECAL	2				
2	X *****	• DECAL	1				
3	0399357640	• DECAL (English)	1				
	0399357740	• DECAL (German)	1				
	0399357840	• DECAL (French)	1				
	0399357940	• DECAL (Italian)	1				
	0399358140	• DECAL (Spanish)	1				
	0399360601	• DECAL (Russian)	1				
4	0399357650	• DECAL (English, Dutch)	1				
	0399357750	• DECAL (German)	1				
	0399357850	• DECAL (French)	1				
	0399357950	• DECAL (Italian)	1				
	0399358150	• DECAL (Spanish)	1				
	0399360602	• DECAL (Russian)	1				
5	0399357660	• DECAL (English)	1				
	0399357760	• DECAL (German)	1				
	0399357860	• DECAL (French)	1				
	0399357960	• DECAL (Italian)	1				
	0399358160	• DECAL (Spanish)	1				
	0399360603	• DECAL (Russian)	1				
6	0569358060	• DECAL	1				
8	0359306300	• DECAL	2				
9	0359306100	• DECAL	1				
12	0569352506	• DECAL (English)	1				
	0569352206	• DECAL (German)	1				
	0569352306	• DECAL (French)	1				
	0569352406	• DECAL (Italian)	1				
	0399358190	• DECAL (Spanish)	1				
	0379361680	• DECAL (Russian)	1				
13	0359313700	• DECAL (English)	1				
	0359314700	• DECAL (German)	1				
	0359315700	• DECAL (French)	1				
	0359316700	• DECAL (Italian)	1				
	0359365323	• DECAL (Spanish)	1				
	0579300606	• DECAL (Russian)	1				
14	0359307400	• DECAL (English)	2				
	0359314400	• DECAL (German)	2				
	0359315400	• DECAL (French)	2				
	0359316400	• DECAL (Italian)	2				
	0339364200	• DECAL (Spanish)	2				
	0579300602	• DECAL (Russian)	2				
15	0579300011	• DECAL	2				
16	0579300049	• DECAL	2				
20	0569321980	• DECAL (English)	1				
23	0339375040	• DECAL (English)	1				
	0339375240	• DECAL (German)	1				
	0339375440	• DECAL (French)	1				
	0339375640	• DECAL (Italian)	1				
	0339375840	• DECAL (Spanish)	1				
	0579300611	• DECAL (Russian)	1				
25	0881031556	• DECAL	1				
28	X *****	• DECAL	1				except for U.S. TAKEUCHI
30	0379337300	• DECAL (English)	1				
	0379338300	• DECAL (German)	1				
	0379339300	• DECAL (French)	1				
	0379340300	• DECAL (Italian)	1				
	0379354200	• DECAL (Spanish)	1				
	0399356004	• DECAL (Russian)	1				
34	0339368100	• DECAL (English)	1				

TB153FR Book No. BJ2Z004 S/N 15820004-  
**DECAL (canopy)**

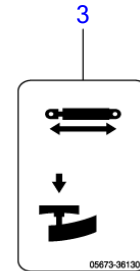
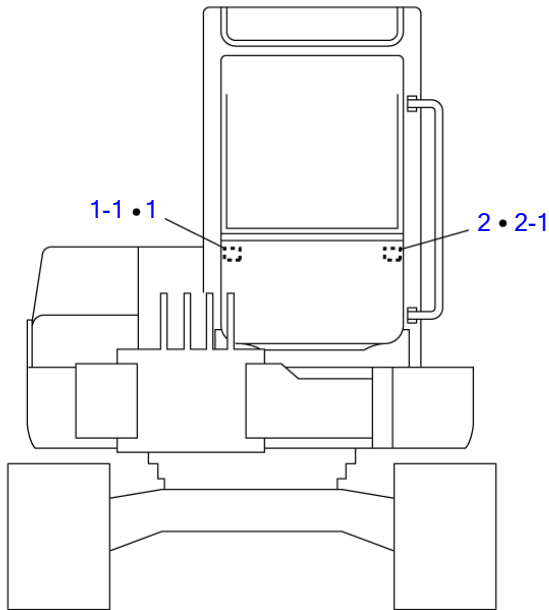
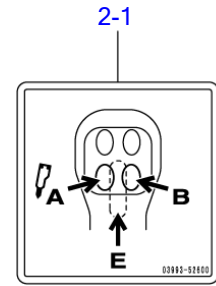
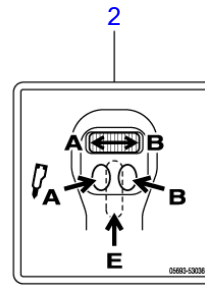
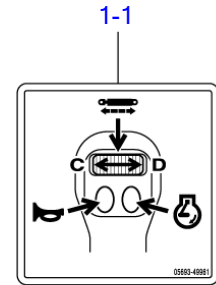
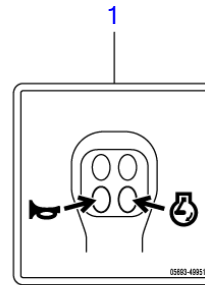
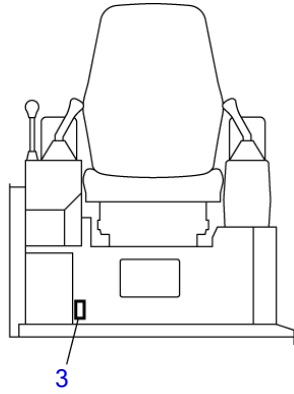


DECAL (canopy)							
Item	Part number	Description	Q'ty	Chan.	Serial No.	Serv.	Remarks
34	0339369100	• DECAL (German)	1				
34	0339370100	• DECAL (French)	1				
34	0339371100	• DECAL (Italian)	1				
34	0399355820	• DECAL (Spanish)	1				
34	0329365506	• DECAL (Russian)	1				
35	X *****	• DECAL	1				
37	0329360100	• DECAL	1				
38	0359325190	• DECAL	1				
39	0399357680	• DECAL (English)	1				
39	0399357780	• DECAL (German)	1				
39	0399357880	• DECAL (French)	1				
39	0399357980	• DECAL (Italian)	1				
39	0399358080	• DECAL (U. S. TAKEUCHI)	1				
39	0399358180	• DECAL (Spanish)	1				
39	0399360604	• DECAL (Russian)	1				
40	0569335060	• DECAL (English)	1				
40	0569327800	• DECAL (German)	1				
40	0569328800	• DECAL (French)	1				
40	0569329800	• DECAL (Italian)	1				
40	0569348500	• DECAL (Spanish)	1				
40	0579300608	• DECAL (Russian)	1				
41	0359317200	• DECAL	1				
42	0329360060	• DECAL	1				
43	0579300015	• DECAL	1				
47	0339375050	• DECAL (English)	1				
47	0339375250	• DECAL (German)	1				
47	0339375450	• DECAL (French)	1				
47	0339375650	• DECAL (Italian)	1				
47	0339375850	• DECAL (Spanish)	1				
47	0399356005	• DECAL (Russian)	1				
48	0359306600	• DECAL (English)	1				
48	0339375260	• DECAL (German)	1				
48	0339375460	• DECAL (French)	1				
48	0339375660	• DECAL (Italian, Spanish)	1				
48	0579300603	• DECAL (Russian)	1				
49	0359306700	• DECAL	1				
50	0359325220	• DECAL	1				
53	0569353810	• DECAL (English)	1				
53	0569353910	• DECAL (German)	1				
53	0569354010	• DECAL (French)	1				
53	0569354110	• DECAL (Italian)	1				
53	0569354310	• DECAL (Spanish)	1				
53	0569357903	• DECAL (Russian)	1				
54	0399351210	• DECAL	1				
56	0359347010	• DECAL (English)	1				except for U.K. TAKEUCHI
56	0339375210	• DECAL (German)	1				
56	0339375410	• DECAL (French)	1				
56	0339375610	• DECAL (Italian)	1				
56	0339375810	• DECAL (Spanish)	1				
56	0579300609	• DECAL (Russian)	1				
57	0579300052	• DECAL	2				
58	0881031549	• DECAL	4				
59	0359313900	• DECAL	1				
60	0339376240	• DECAL (English)	1				
60	0339376340	• DECAL (German)	1				
60	0339379440	• DECAL (French)	1				
60	0339379540	• DECAL (Italian)	1				
60	0339379640	• DECAL (Spanish)	1				
60	0579300613	• DECAL (Russian)	1				
61	0569326400	• DECAL (English)	1				
61	0569327400	• DECAL (German)	1				
61	0569328400	• DECAL (French)	1				
61	0569329400	• DECAL (Italian)	1				
61	0569348400	• DECAL (Spanish)	1				
61	0579300607	• DECAL (Russian)	1				
62	X *****	• SCREW	8				
64	0569358070	• DECAL	2				
66	X *****	• DECAL	1				

TB153FR Book No. BJ2Z004 S/N 15820004-  
 DECAL (canopy)



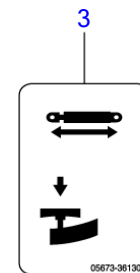
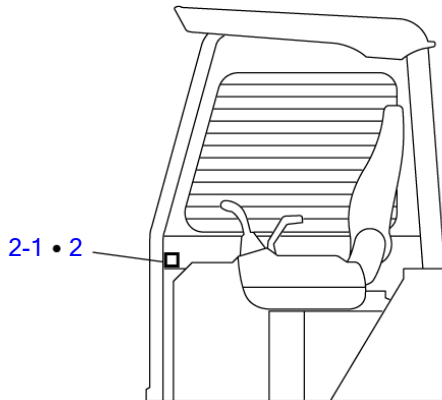
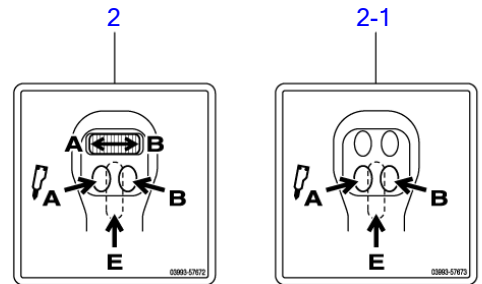
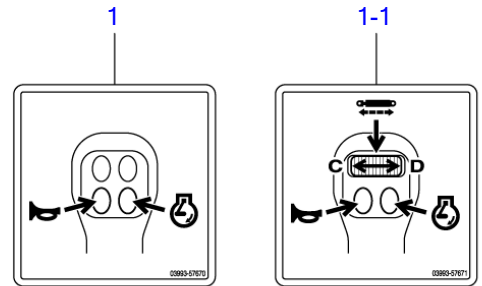
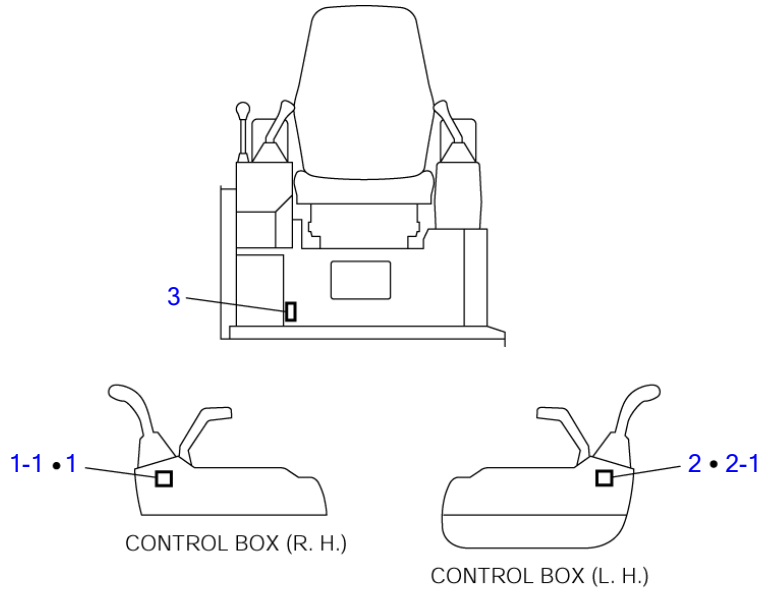
DECAL (canopy)							
Item	Part number	Description	Q'ty	Chan.	Serial No.	Serv.	Remarks
67	X *****	• DECAL	1				
68	X *****	• DECAL	1				
69	<b>0349336948</b>	• DECAL	2				
70	X *****	• DECAL	1				
71	<b>0399352302</b>	• DECAL (U. S. TAKEUCHI)	2				
72	<b>0399352303</b>	• DECAL (U. S. TAKEUCHI)	1				
73	<b>0399352309</b>	• DECAL (U. S. TAKEUCHI)	1				
74	<b>0379336800</b>	• DECAL	1				
75	<b>0399300500</b>	• DECAL	3				
	<b>J2g092</b>						



J2G190

S-FREE

DECAL (operation lever, cab)						
Item	Part number	Description	Q'ty	Chan.	Serial No.	Serv. Remarks
0	<b>0399359200</b>	DECAL SET (1st aux. proportion)	1			X03993-59200-0
	<b>0399359300</b>	DECAL SET (2nd aux. proportion)	1			X03993-59300-0
	<b>0399359400</b>	DECAL SET (1st & 2nd aux. proportion)	1			X03993-59400-0
	<b>0399359500</b>	DECAL SET (with 3rd aux. 2nd aux. proportion)	1			X03993-59500-0
	<b>0399359600</b>	DECAL SET (with 3rd aux. 1st & 2nd aux. proportion)	1			X03993-59600-0
1	<b>0569349951</b>	• DECAL	1			
1-1	<b>0569349961</b>	• DECAL	1			2nd aux. proportion
2	<b>0569353036</b>	• DECAL	1			1st aux. proportion
2-1	<b>0399352600</b>	• DECAL	1			
3	<b>0567336130</b>	• DECAL	1			with 3rd aux. lines
	<b>J2g190</b>					

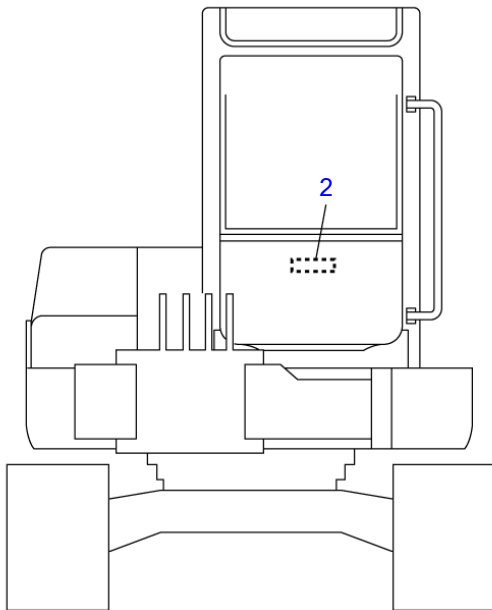
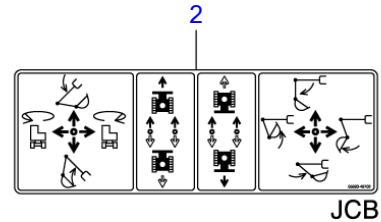
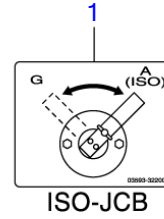
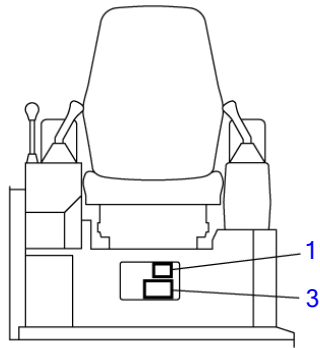


J2G200

S-FREE



DECAL (operation lever, canopy)						
Item	Part number	Description	Q'ty	Chan.	Serial No.	Serv. Remarks
0	<b>0399360000</b>	DECAL SET (1st aux. proportion)	1			X03993-60000-0
	<b>0399360100</b>	DECAL SET (2nd aux. proportion)	1			X03993-60100-0
	<b>0399360200</b>	DECAL SET (1st & 2nd aux. proportion)	1			X03993-60200-0
	<b>0399360300</b>	DECAL SET (with 3rd aux. 2nd aux. proportion)	1			X03993-60300-0
	<b>0399360400</b>	DECAL SET (with 3rd aux. 1st & 2nd aux. proportion)	1			X03993-60400-0
1	<b>0399357670</b>	• DECAL	1			
1-1	<b>0399357671</b>	• DECAL	1			2nd aux. proportion
2	<b>0399357672</b>	• DECAL	1			1st aux. proportion
2-1	<b>0399357673</b>	• DECAL	1			
3	<b>0567336130</b>	• DECAL	1			with 3rd aux. lines
	<b>J2g200</b>					



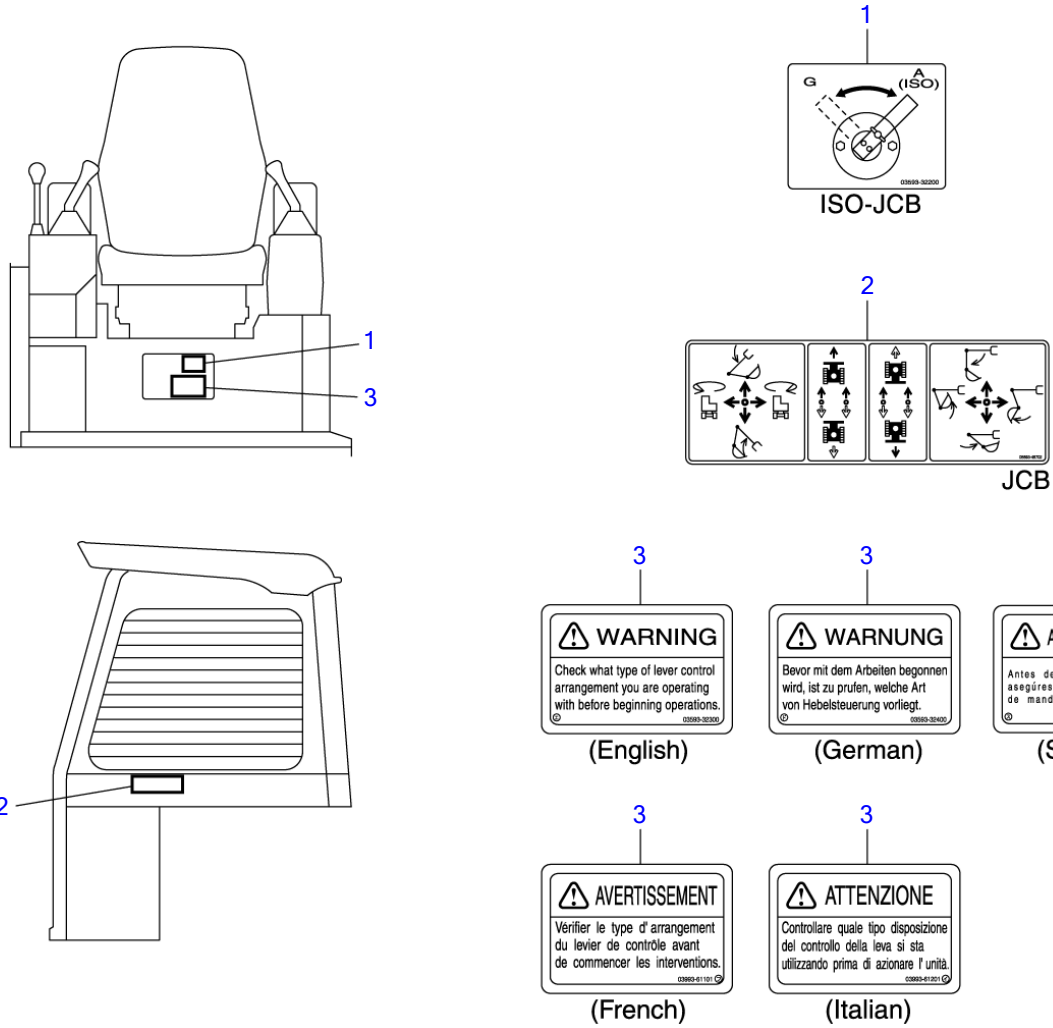
J2G211

S=FREE

**DECAL (selecter valve, cab)**

Item	Part number	Description	Q'ty	Chan.	Serial No.	Serv.	Remarks
0	<b>0399358900</b>	DECAL SET (English)	1				X03993-58900-1
	<b>0399359000</b>	DECAL SET (German)	1				X03993-59000-1
	<b>0399359100</b>	DECAL SET (Spanish)	1				X03993-59100-1
	<b>0399361100</b>	DECAL SET (French)	1				X03993-61100-1
	<b>0399361200</b>	DECAL SET (Italian)	1				X03993-61200-1
1	<b>0359332200</b>	• DECAL	1				ISO-JCB
2	<b>0569349702</b>	• DECAL	1				JCB
3	<b>0359332300</b>	• DECAL	1				English
	<b>0359332400</b>	• DECAL	1				German
	<b>0329364020</b>	• DECAL	1				Spanish
	<b>0399361101</b>	• DECAL	1				French
	<b>0399361201</b>	• DECAL	1				Italian
	<b>J2g211</b>						

TB153FR Book No. BJ2Z004 S/N 15820004-  
 DECAL (selecter valve, canopy)



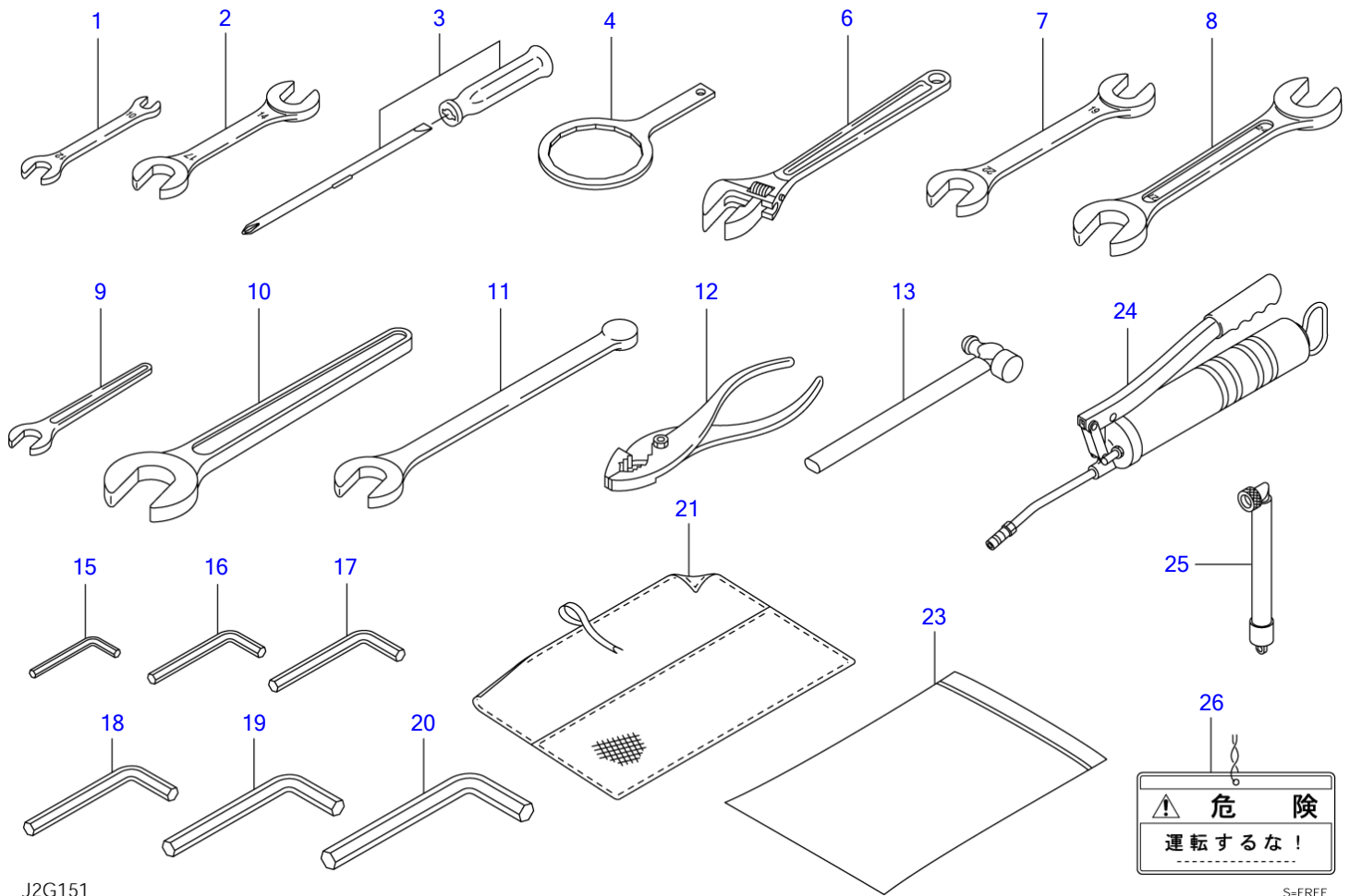
J2G221

S=FREE

**DECAL (selecter valve, canopy)**

Item	Part number	Description	Q'ty	Chan.	Serial No.	Serv.	Remarks
0	<b>0399359700</b>	DECAL SET (English)	1				X03993-59700-1
	<b>0399359800</b>	DECAL SET (German)	1				X03993-59800-1
	<b>0399359900</b>	DECAL SET (Spanish)	1				X03993-59900-1
	<b>0399361400</b>	DECAL SET (French)	1				X03993-61400-1
	<b>0399361500</b>	DECAL SET (Italian)	1				X03993-61500-1
1	<b>0359332200</b>	• DECAL	1				ISO-JCB
2	<b>0569349702</b>	• DECAL	1				JCB
3	<b>0359332300</b>	• DECAL	1				English
	<b>0359332400</b>	• DECAL	1				German
	<b>0329364020</b>	• DECAL	1				Spanish
	<b>0399361101</b>	• DECAL	1				French
	<b>0399361201</b>	• DECAL	1				Italian
	<b>J2g221</b>						

TB153FR Book No. BJ2Z004 S/N 15820004-  
TOOL & ACCESSORIES

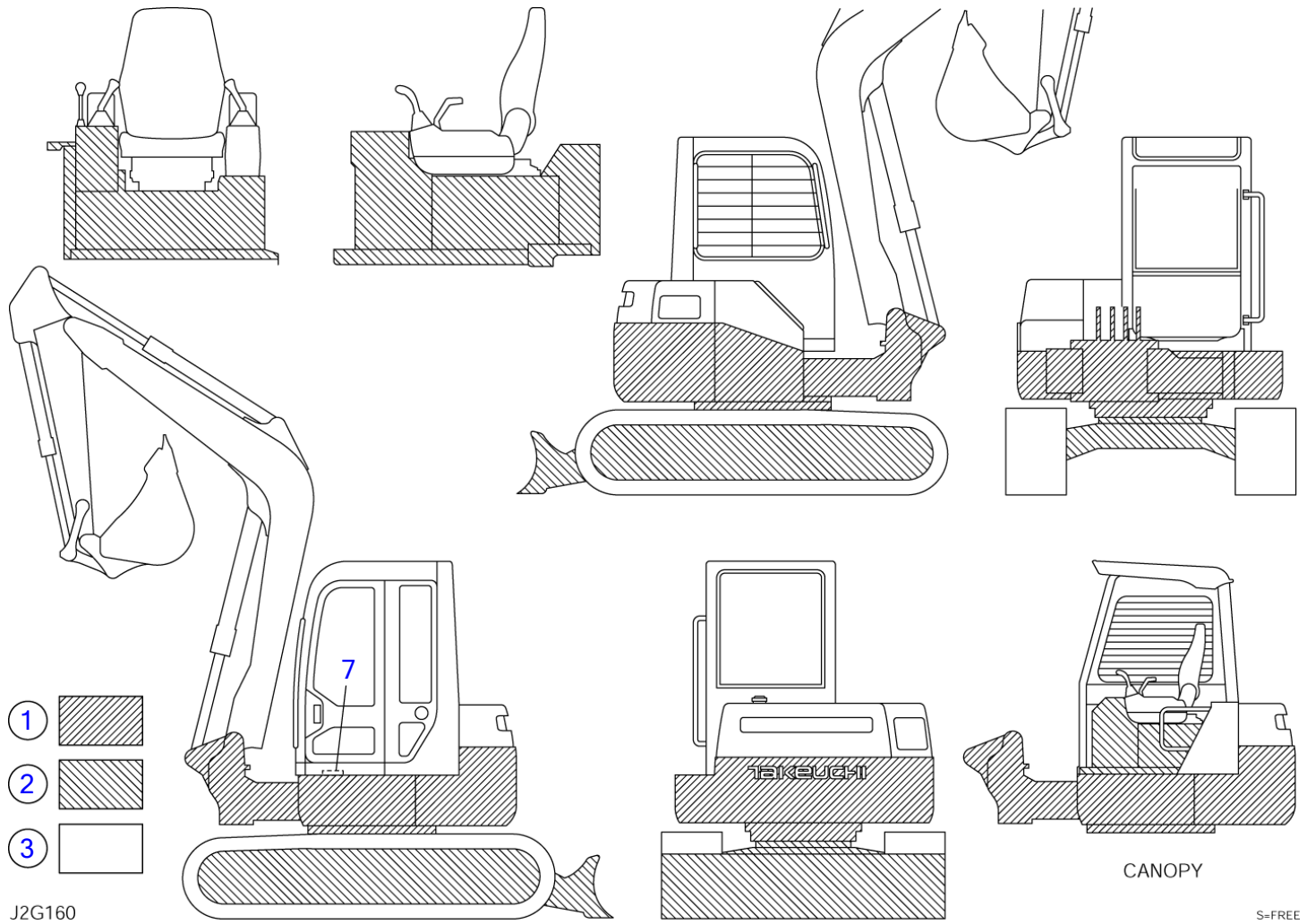


J2G151

S=FREE

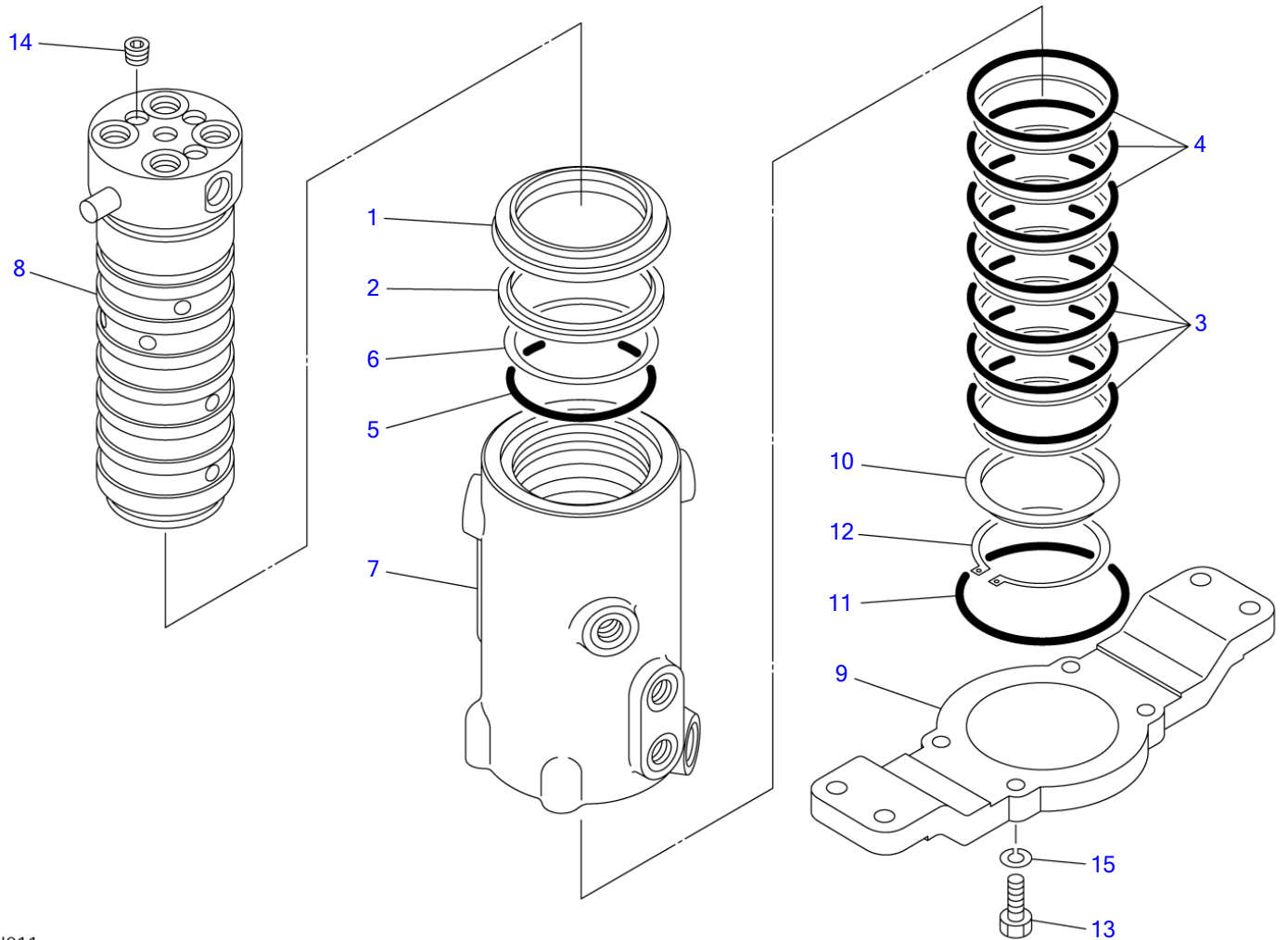
**TOOL & ACCESSORIES**

Item	Part number	Description	Q'ty	Chan.	Serial No.	Serv.	Remarks
		TOOL ASSY (for Japan)					X03992-12000-1
		TOOL ASSY					X03992-12100-1
0	<b>0379207010</b>	TOOL ASSY	1				
1	<b>1910047081</b>	• SPANNER	1				Y28110-100120
2	<b>1910047082</b>	• SPANNER	1				Y28110-140170
3	<b>1910006112</b>	• SCREWDRIVER	1				Y104200-92350
4	<b>1910065081</b>	• WRENCH, filter	1				Y119640-92750
6	<b>1690400250</b>	• WRENCH, monkey	1				
7	<b>1690001922</b>	• SPANNER	1				
8	<b>1690002427</b>	• SPANNER	1				
9	<b>1690100013</b>	• SPANNER	1				
10	<b>1690100041</b>	• SPANNER	1				
11	<b>1690900026</b>	• SPANNER	1				
12	<b>1690500200</b>	• PLIER	1				
13	<b>1690300330</b>	• HAMMER	1				
15	<b>1690600400</b>	• WRENCH, hex.	1				
16	<b>1690600500</b>	• WRENCH, hex.	1				
17	<b>1690600600</b>	• WRENCH, hex.	1				
18	<b>1690600800</b>	• WRENCH, hex.	1				
19	<b>1690601000</b>	• WRENCH, hex.	1				
20	<b>1690601400</b>	• WRENCH, hex.	1				
21	<b>1691400001</b>	• CASE, tool	1				
23	<b>1691900001</b>	• CASE	1				
24	<b>1691060610</b>	GUN, grease	1				
	<b>1691010800</b>	GUN, grease	1				for Japan
25	<b>1554512601</b>	TUBE	1				for EU
26	<b>0359325160</b>	PLATE	1				for Japan
	<b>J2g151</b>						





Item	Part number	Description	Q'ty	Chan.	Serial No.	Serv.	Remarks
		<b>PAINTED COLOR</b>					
		PAINTED COLOR (cab, rubber crawler)					X03991-09600-0
		PAINTED COLOR (canopy, rubber crawler)					X03991-09700-0
		PAINTED COLOR (cab, steel crawler)					X03991-09800-0
		PAINTED COLOR (canopy, steel crawler)					X03991-09900-0
1	<b>1919060105</b>	RED					
	<b>1919069105</b>	RED					spray
2	<b>1919060208</b>	GRAY					
	<b>1919069208</b>	GRAY					spray
3	<b>1919060207</b>	LIGHT GRAY					
	<b>1919069207</b>	LIGHT GRAY					spray
7	<b>1919060175</b>	YELLOW					
	<b>1919069175</b>	YELLOW					spray
		<<NOTE>>					
		The part of the steel carawler uses item 2.					
	<b>J2g160</b>						



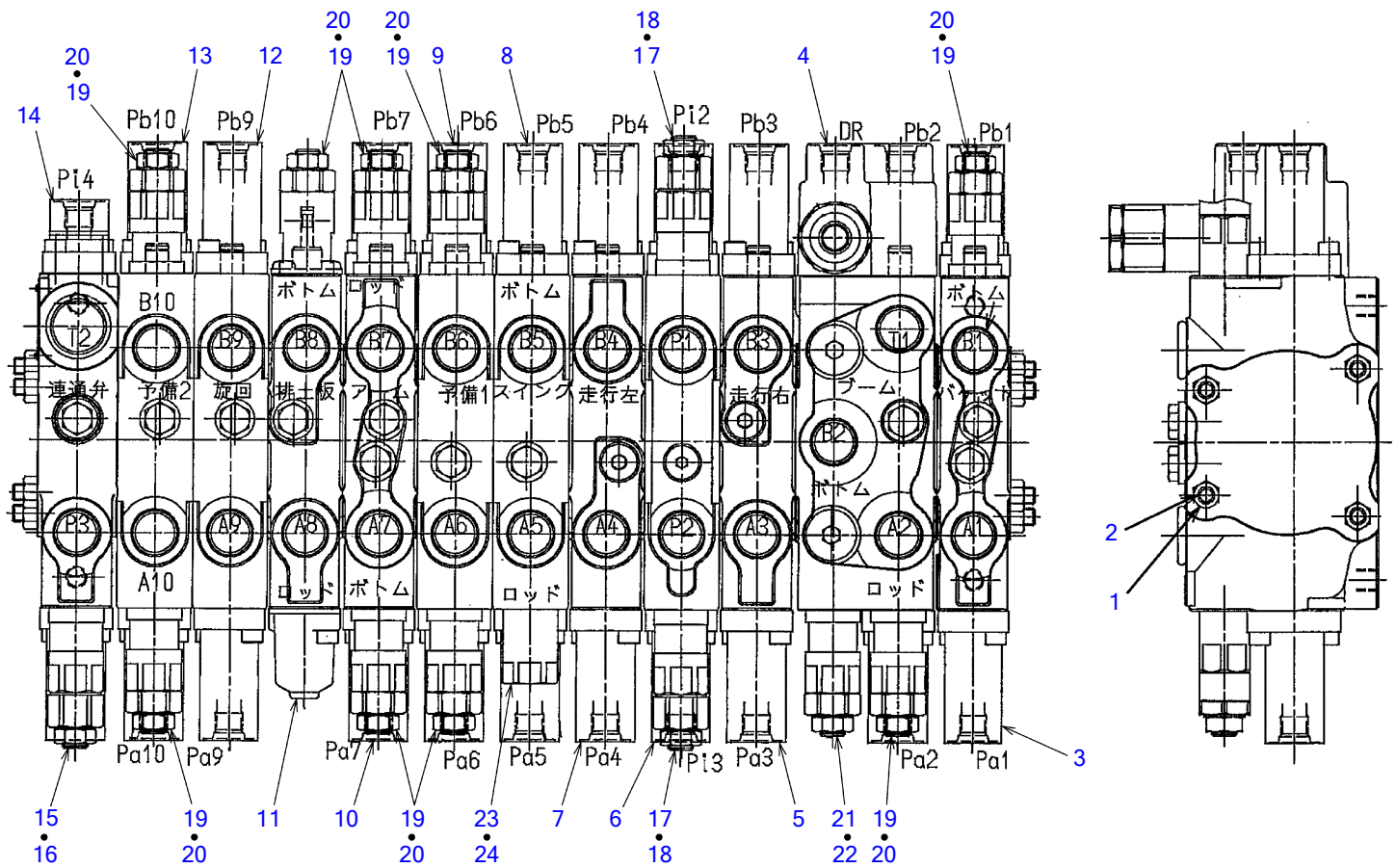
K3H011

S=1/4

**SWIVEL JOINT**

Item	Part number	Description	Q'ty	Chan.	Serial No.	Serv.	Remarks
0	<b>1904006300</b>	JOINT, swivel	1				
0-1	<b>1904006399</b>	• KIT, seal	1				
1	X <b>1904002391</b>	• • SEAL, dust	1				
2	X <b>1904000494</b>	• • SEAL, dust	1				
3	X <b>1904006316</b>	• • SEAL, slipper	4				
4	X <b>1904006317</b>	• • SEAL, slipper	3				
5	X <b>1420010800</b>	• • O-RING	1				
6	X <b>1421030800</b>	• • RING, back-up	1				
7	<b>1904006301</b>	• HUB	1				
8	<b>1904006311</b>	• SHAFT	1				
9	<b>1904003621</b>	• FRANGE	1				
10	<b>1904003691</b>	• SPACER	1				
11	<b>1420110950</b>	• O-RING	1				
12	<b>1220000072</b>	• RING, snap	1				
13	<b>1100041030</b>	• BOLT	4				
14	<b>1501810002</b>	• PLUG	3				
15	<b>1140010010</b>	• WASHER, spring	4				
	<b>K3h012</b>						

TB153FR Book No. BJ2Z004 S/N 15820004-  
CONTROL VALVE



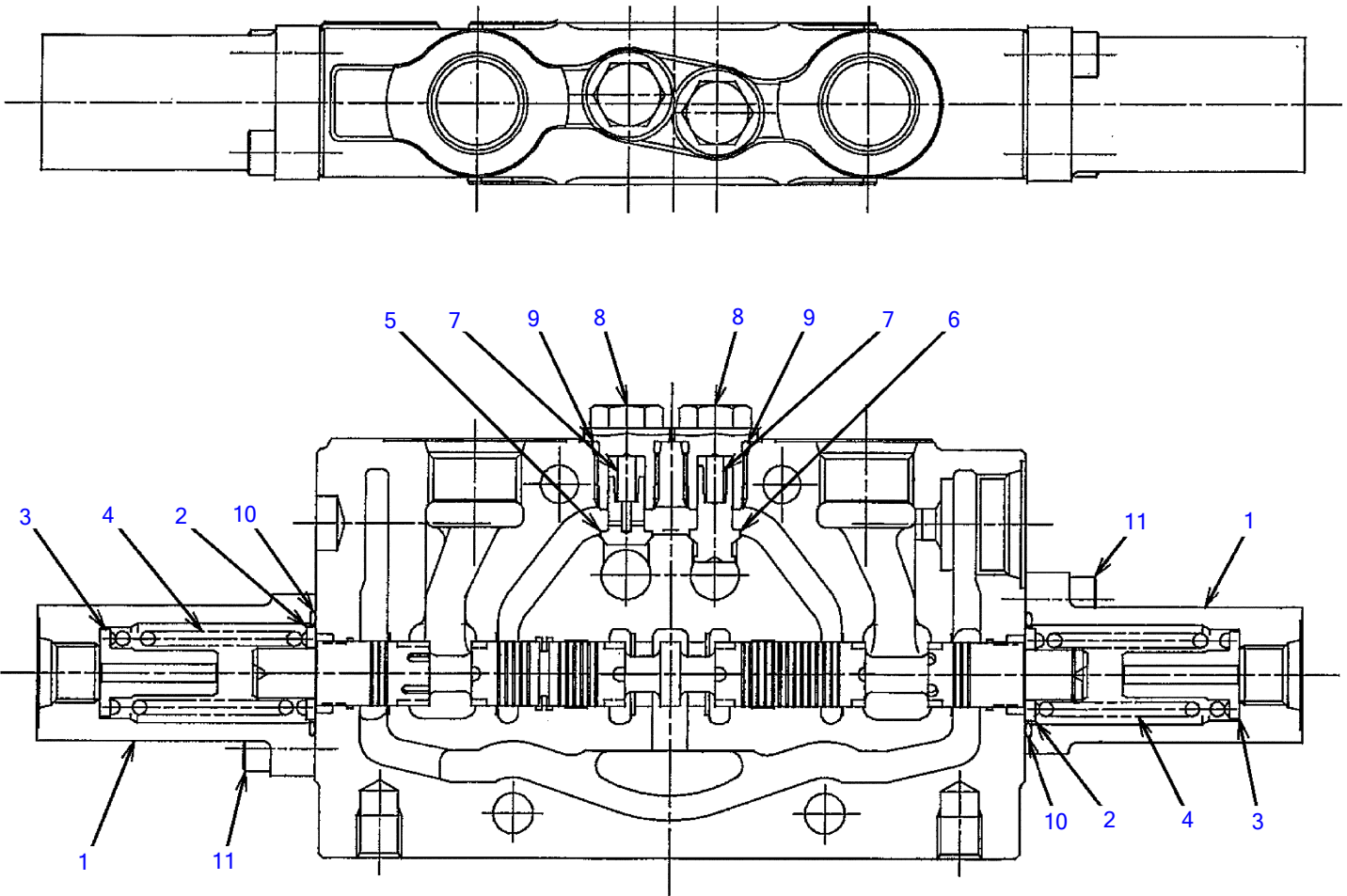
J2H010

S-free

**CONTROL VALVE**

Item	Part number	Description	Q'ty	Chan.	Serial No.	Serv.	Remarks
0	<b>1901043200</b>	VALVE ASSY, control	1				
	<b>1901043300</b>	VALVE ASSY, control	1				with 2nd aux. lines
1	<b>1130050008</b>	• NUT	6				
2	<b>1901043207</b>	• ROD, tie	3				
	<b>1901043307</b>	• ROD, tie	3				with 2nd aux. lines
3	<b>1901043213</b>	• BLOCK ASSY; No.1	1				bucket
4	<b>1901043211</b>	• BLOCK ASSY; No.2	1				boom
5	<b>1901043215</b>	• BLOCK ASSY; No.3	1				traction R.H.
6	<b>1901043203</b>	• BLOCK ASSY; No.4	1				P1, P2
7	<b>1901043216</b>	• BLOCK ASSY; No.5	1				traction L.H.
8	<b>1901043218</b>	• BLOCK ASSY; No.6	1				swing
9	<b>1901043219</b>	• BLOCK ASSY; No.7	1				auxiliary 1
10	<b>1901043212</b>	• BLOCK ASSY; No.8	1				arm
11	<b>1901043217</b>	• BLOCK ASSY; No.9	1				blade
12	<b>1901043214</b>	• BLOCK ASSY; No.10	1				slew
13	<b>1901043319</b>	• BLOCK ASSY; No.11 (with 2nd aux. lines)	1				auxiliary 2
14	<b>1901043220</b>	• BLOCK ASSY; No.12	1				
15	<b>1901043221</b>	• VALVE ASSY	1				relief
16	<b>1420310910</b>	• • O-RING	1				
17	<b>1901042322</b>	• VALVE ASSY	2				relief
18	<b>1420310910</b>	• • O-RING	1				
19	<b>1901043021</b>	• VALVE ASSY	7				over load
	<b>1901043021</b>	• VALVE ASSY (with 2nd aux. lines)	9				over load
20	<b>1420310910</b>	• • O-RING	1				
21	<b>1901043022</b>	• VALVE ASSY	1				over load
22	<b>1420310910</b>	• • O-RING	1				
23	<b>1901042625</b>	• VALVE ASSY	1				antivoid
24	<b>1420310910</b>	• • O-RING	1				

**J2h010**



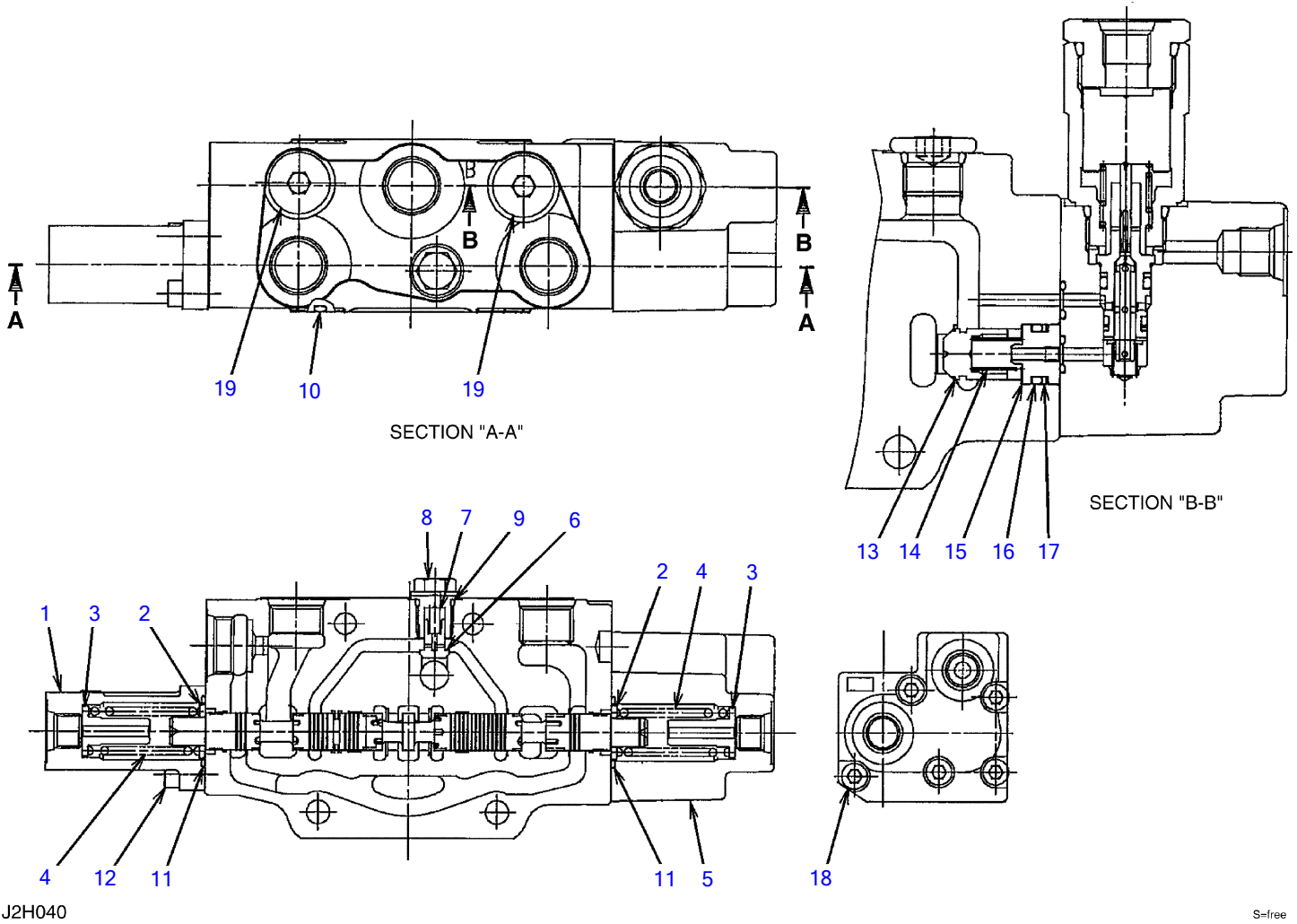
J2H030

S-free

**BLOCK ASSY; No. 1**

Item	Part number	Description	Q'ty	Chan.	Serial No.	Serv.	Remarks
0	<b>1901043213</b>	BLOCK ASSY; No.1	1				bucket
1	<b>1901043266</b>	• CAP	2				
2	<b>1901029754</b>	• HOLDER, spring	2				
3	<b>1901043231</b>	• HOLDER, spring	2				
4	<b>1901043256</b>	• SPRING	2				
5	<b>1901043226</b>	• PLUNGER	1				
6	<b>1901043227</b>	• PLUNGER	1				
7	<b>1901043257</b>	• SPRING	2				
8	<b>1901043271</b>	• PLUG	2				
9	<b>1901043282</b>	• O-RING	2				
10	<b>1420500240</b>	• O-RING	2				
11	<b>1110020618</b>	• SCREW, cap	4				

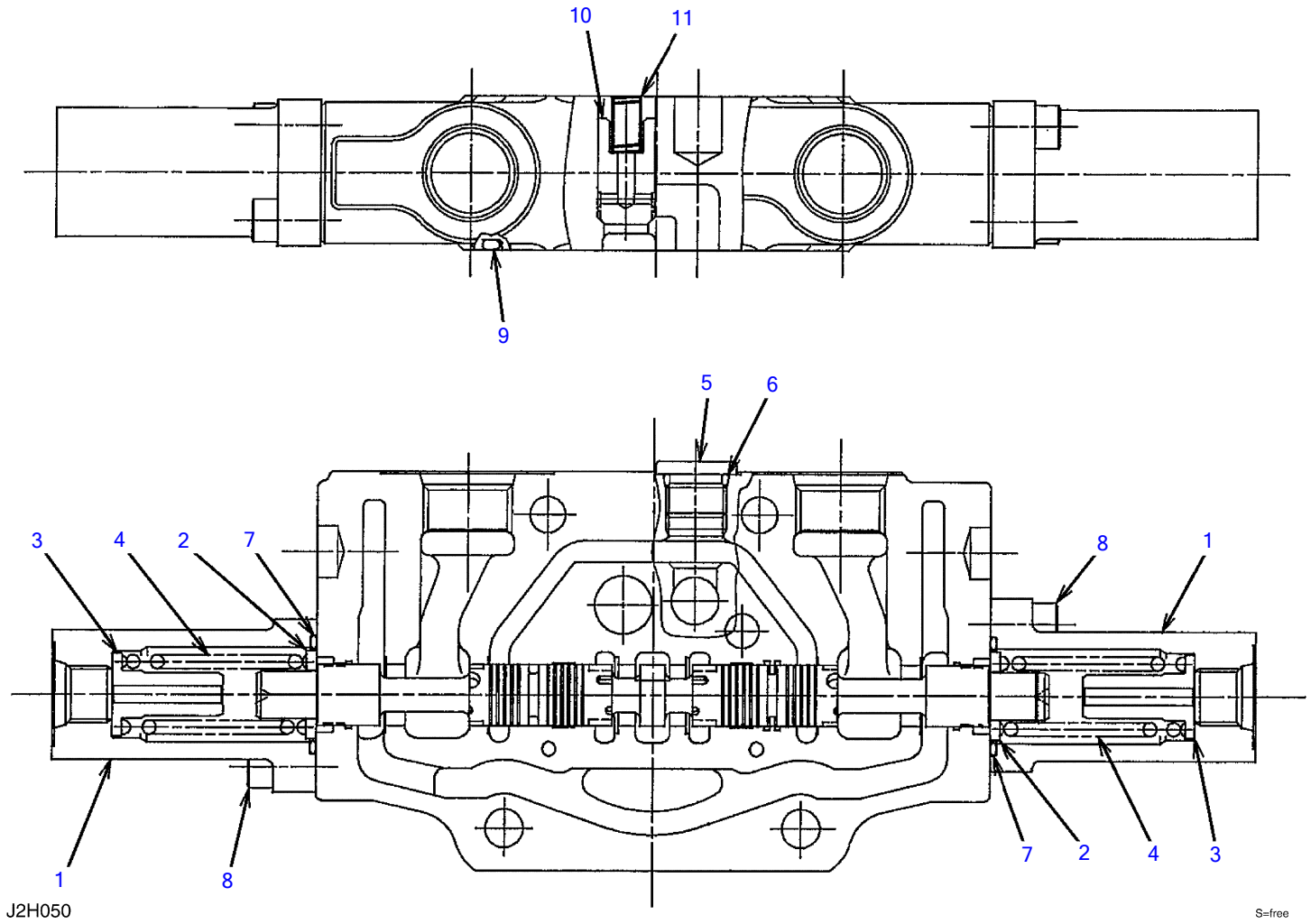
**J2h030**





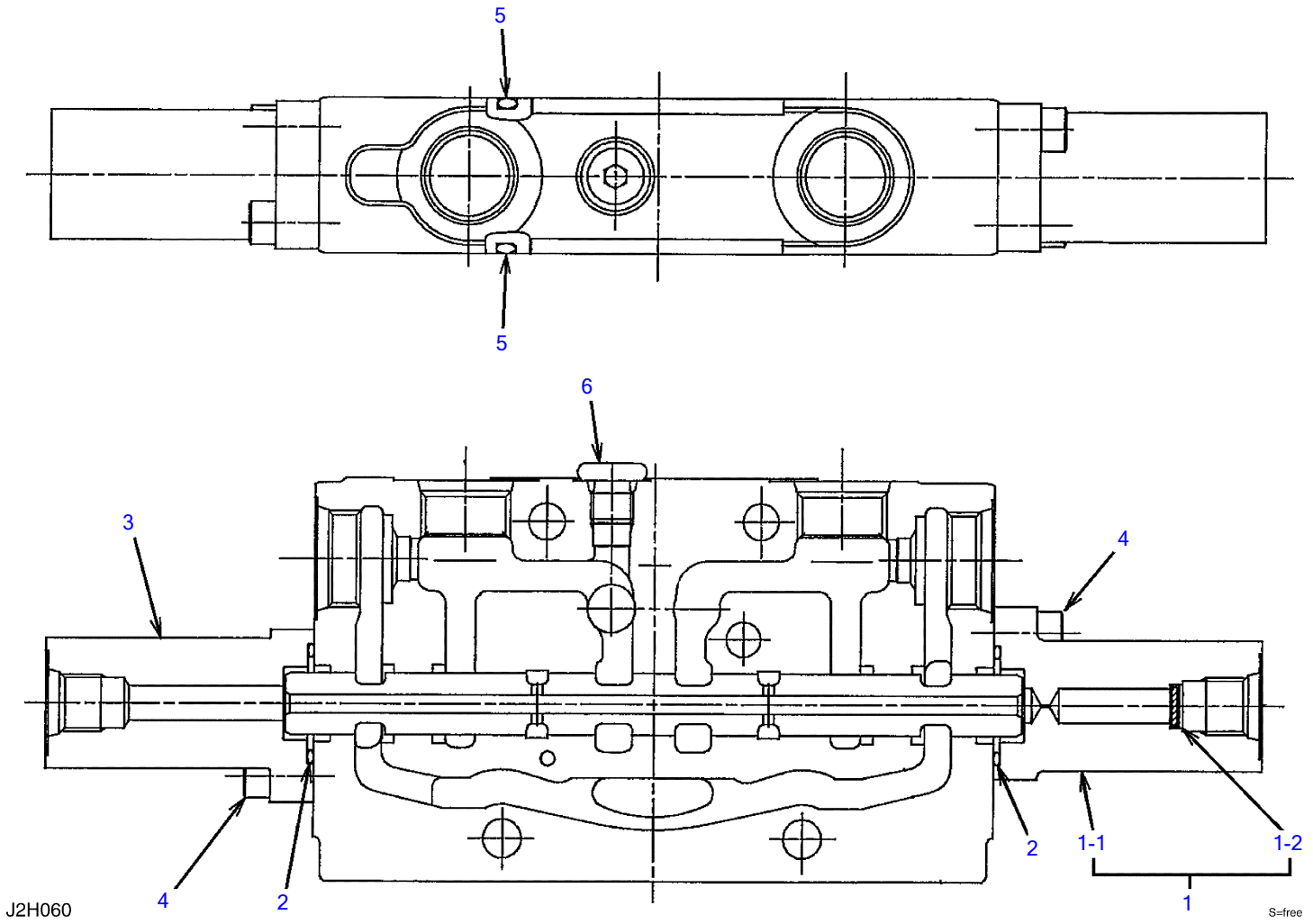
**BLOCK ASSY; No. 2**

Item	Part number	Description	Q'ty	Chan.	Serial No.	Serv.	Remarks
0	<b>1901043211</b>	BLOCK ASSY; No.2	1				boom
1	<b>1901043266</b>	▪ CAP	1				
2	<b>1901029754</b>	▪ HOLDER, spring	2				
3	<b>1901043231</b>	▪ HOLDER, spring	2				
4	<b>1901043256</b>	▪ SPRING	2				
5	<b>1901043228</b>	▪ VALVE ASSY	1				
6	<b>1901043226</b>	▪ PLUNGER	1				
7	<b>1901043257</b>	▪ SPRING	1				
8	<b>1901043271</b>	▪ PLUG	1				
9	<b>1901043282</b>	▪ O-RING	1				
10	<b>1420500700</b>	▪ O-RING	1				
11	<b>1420500240</b>	▪ O-RING	2				
12	<b>1110020618</b>	▪ SCREW, cap	2				
13	<b>1901043229</b>	▪ PLUNGER	1				
14	<b>1901043258</b>	▪ SPRING	1				
15	<b>1901036641</b>	▪ SPACER	1				
16	<b>1420000125</b>	▪ O-RING	1				
17	<b>1421020125</b>	▪ RING, back-up	1				
18	<b>1110020650</b>	▪ SCREW, cap	5				
19	<b>1901036678</b>	▪ PLUG	2				
	<b>J2h041</b>						



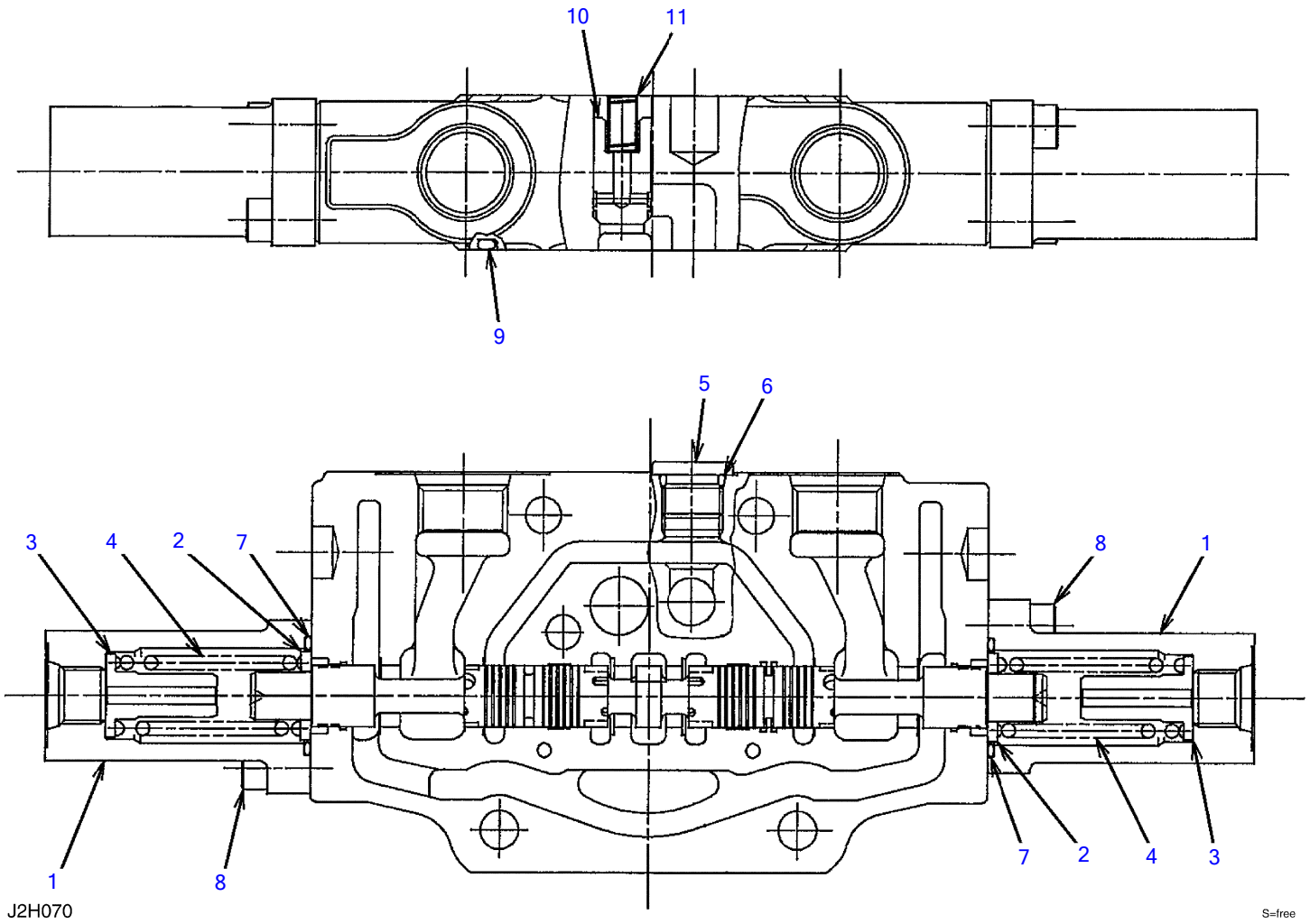
**BLOCK ASSY; No. 3**

Item	Part number	Description	Q'ty	Chan.	Serial No.	Serv.	Remarks
0	<b>1901043215</b>	BLOCK ASSY; No.3	1				traction R.H.
1	<b>1901043266</b>	• CAP	2				
2	<b>1901029754</b>	• HOLDER, spring	2				
3	<b>1901043231</b>	• HOLDER, spring	2				
4	<b>1901043256</b>	• SPRING	2				
5	<b>1901043271</b>	• PLUG	1				
6	<b>1901043282</b>	• O-RING	1				
7	<b>1420500240</b>	• O-RING	2				
8	<b>1110020618</b>	• SCREW, cap	4				
9	<b>1420100700</b>	• O-RING	1				
10	<b>1901036528</b>	• PLUNGER	1				
11	<b>1901034239</b>	• SPRING	1				
	<b>J2h051</b>						



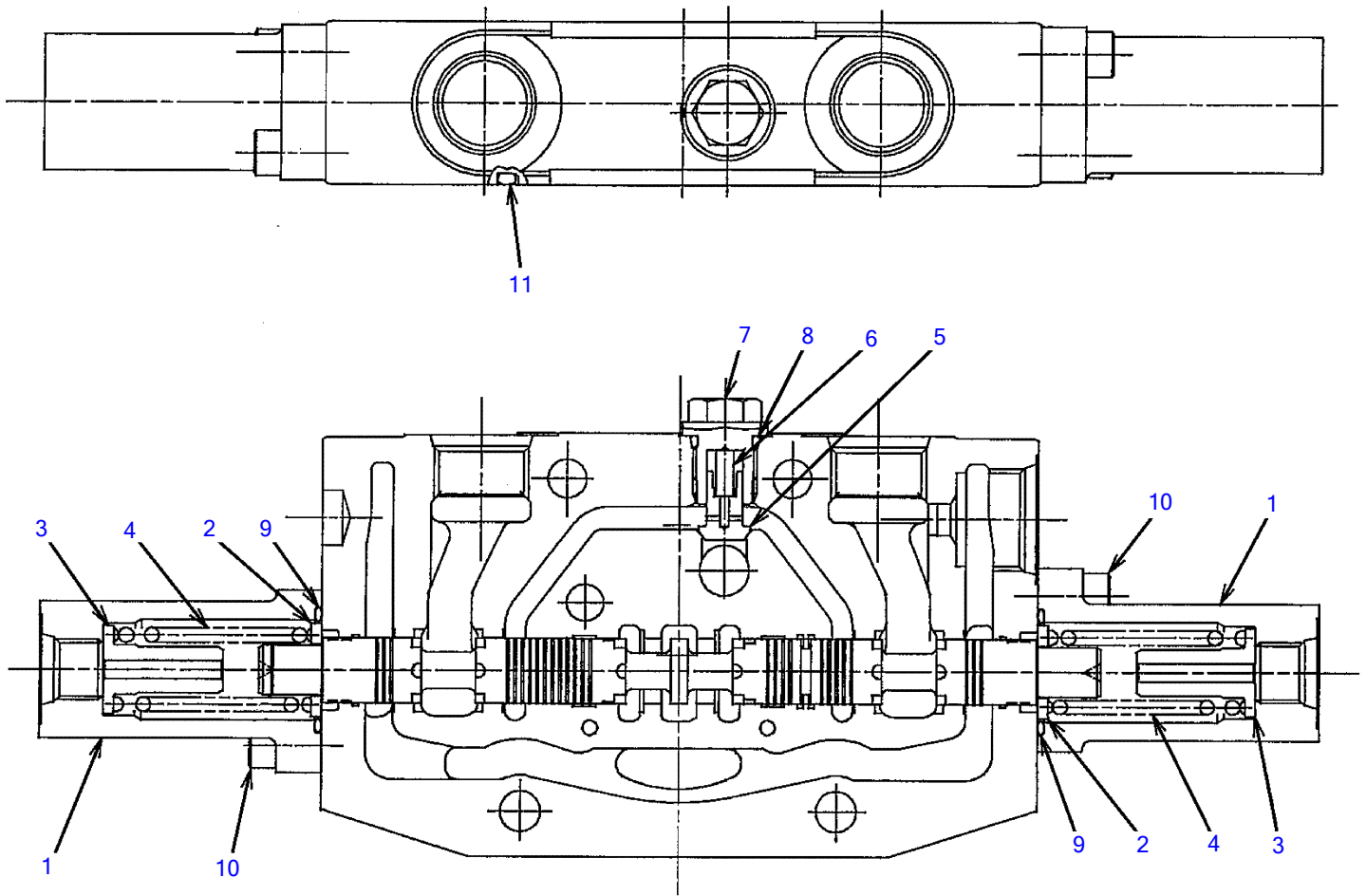
**BLOCK ASSY; No. 4**

Item	Part number	Description	Q'ty	Chan.	Serial No.	Serv.	Remarks
0	<b>1901043203</b>	BLOCK ASSY; No.4	1				P1, P2
1	<b>1901043298</b>	▪ CAP ASSY	1				
1-1	X *****	▪ ▪ CAP	1				X19010-43268
1-2	X *****	▪ ▪ FILTER	1				X19010-43283
2	<b>1420500240</b>	▪ O-RING	2				
3	<b>1901043267</b>	▪ CAP	1				
4	<b>1110020618</b>	▪ SCREW, cap	4				
5	<b>1420100700</b>	▪ O-RING	2				
6	<b>1901036677</b>	▪ PLUG	1				
	<b>J2h061</b>						



**BLOCK ASSY; No. 5**

Item	Part number	Description	Q'ty	Chan.	Serial No.	Serv.	Remarks
0	<b>1901043216</b>	BLOCK ASSY; No.5	1				traction L.H.
1	<b>1901043266</b>	• CAP	2				
2	<b>1901029754</b>	• HOLDER, spring	2				
3	<b>1901043231</b>	• HOLDER, spring	2				
4	<b>1901043256</b>	• SPRING	2				
5	<b>1901043271</b>	• PLUG	1				
6	<b>1901043282</b>	• O-RING	1				
7	<b>1420500240</b>	• O-RING	2				
8	<b>1110020618</b>	• SCREW, cap	4				
9	<b>1420100700</b>	• O-RING	1				
10	<b>1901036528</b>	• PLUNGER	1				
11	<b>1901034239</b>	• SPRING	1				
	<b>J2h071</b>						



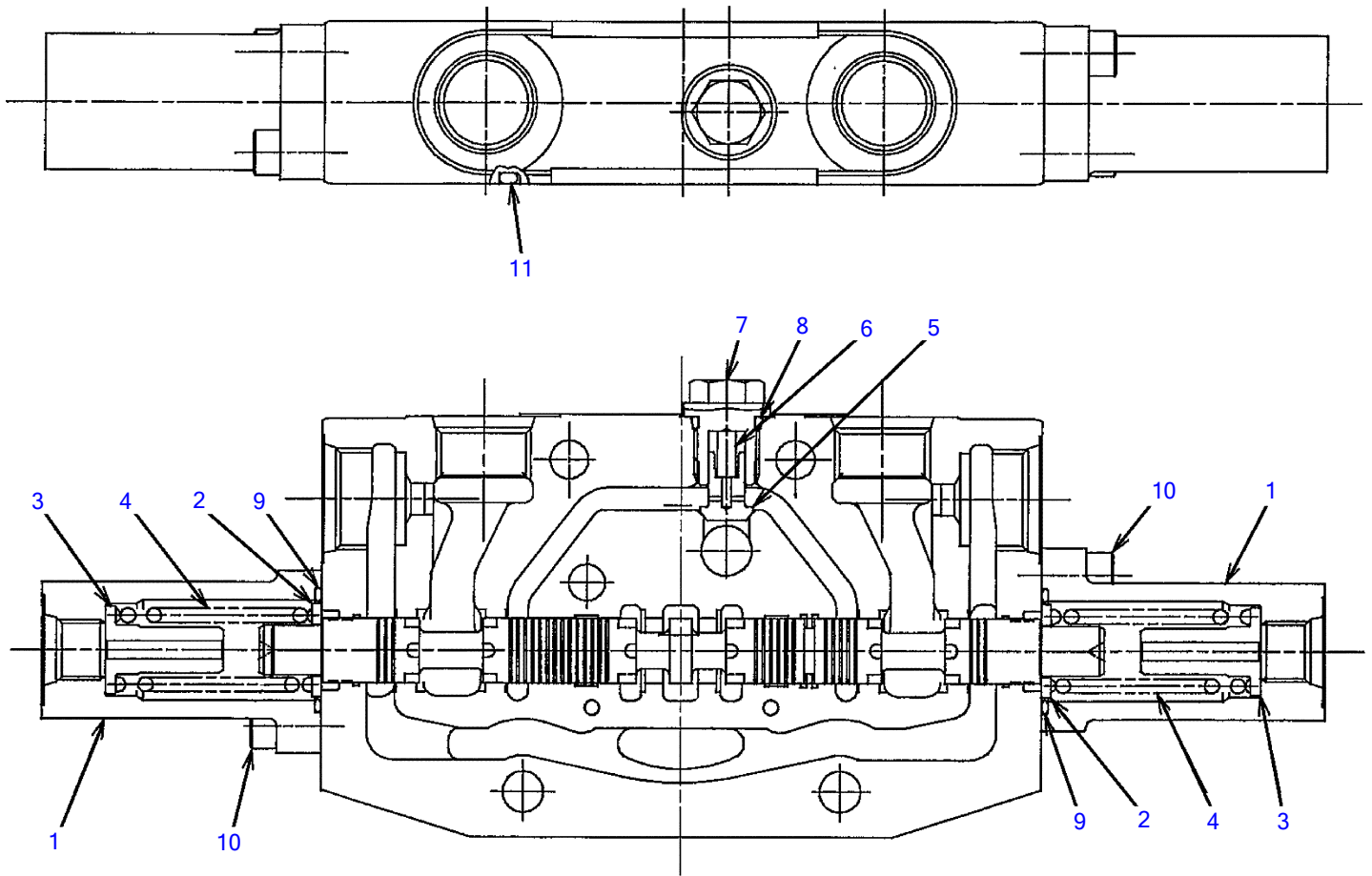
J2H080

S=free



**BLOCK ASSY; No. 6**

Item	Part number	Description	Q'ty	Chan.	Serial No.	Serv.	Remarks
0	<b>1901043218</b>	BLOCK ASSY; No.6	1				swing
1	<b>1901043266</b>	• CAP	2				
2	<b>1901029754</b>	• HOLDER, spring	2				
3	<b>1901043231</b>	• HOLDER, spring	2				
4	<b>1901043256</b>	• SPRING	2				
5	<b>1901043226</b>	• PLUNGER	1				
6	<b>1901043257</b>	• SPRING	1				
7	<b>1901043271</b>	• PLUG	1				
8	<b>1901043282</b>	• O-RING	1				
9	<b>1420500240</b>	• O-RING	2				
10	<b>1110020618</b>	• SCREW, cap	4				
11	<b>1420100700</b>	• O-RING	1				
	<b>J2h081</b>						

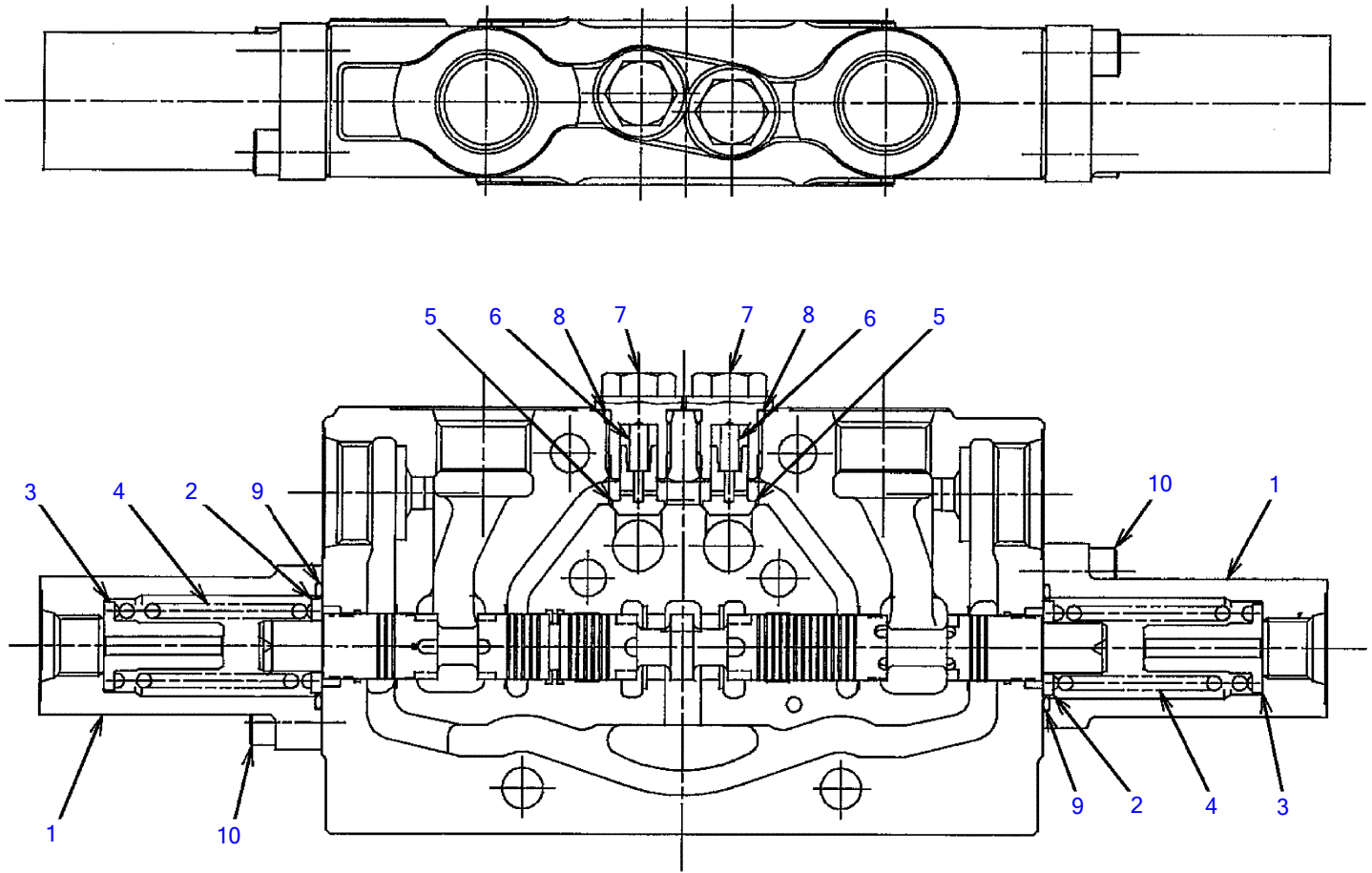


J2H090

S-free

**BLOCK ASSY; No. 7**

Item	Part number	Description	Q'ty	Chan.	Serial No.	Serv.	Remarks
0	<b>1901043219</b>	BLOCK ASSY; No.7	1				auxiliary 1
1	<b>1901043266</b>	• CAP	2				
2	<b>1901029754</b>	• HOLDER, spring	2				
3	<b>1901043231</b>	• HOLDER, spring	2				
4	<b>1901043256</b>	• SPRING	2				
5	<b>1901043226</b>	• PLUNGER	1				
6	<b>1901043257</b>	• SPRING	1				
7	<b>1901043271</b>	• PLUG	1				
8	<b>1901043282</b>	• O-RING	1				
9	<b>1420500240</b>	• O-RING	2				
10	<b>1110020618</b>	• SCREW, cap	4				
11	<b>1420100700</b>	• O-RING	1				
	<b>J2h091</b>						

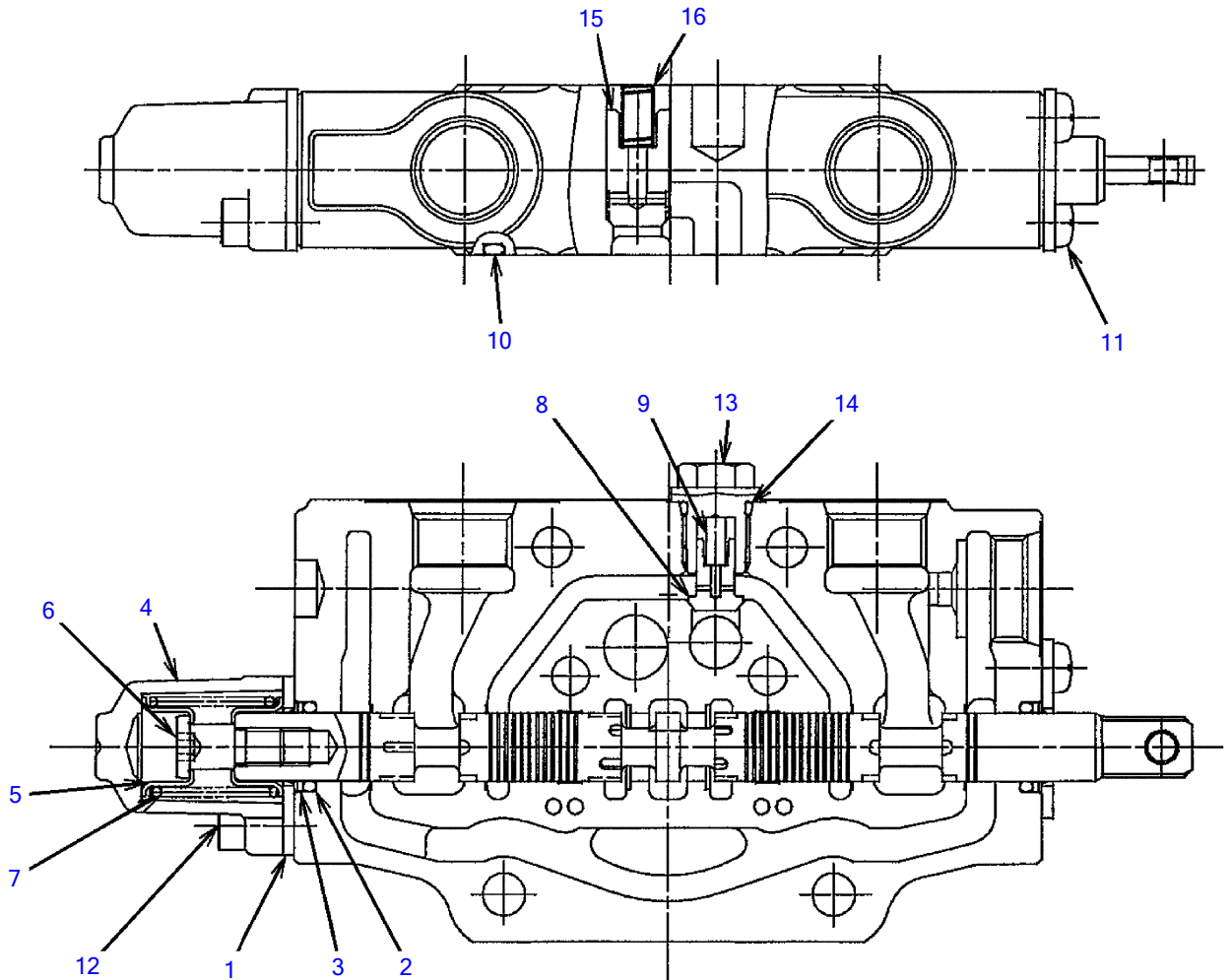


J2H100

S=free

**BLOCK ASSY; No. 8**

Item	Part number	Description	Q'ty	Chan.	Serial No.	Serv.	Remarks
0	<b>1901043212</b>	BLOCK ASSY; No.8	1				arm
1	<b>1901043266</b>	• CAP	2				
2	<b>1901029754</b>	• HOLDER, spring	2				
3	<b>1901043231</b>	• HOLDER, spring	2				
4	<b>1901043256</b>	• SPRING	2				
5	<b>1901043226</b>	• PLUNGER	2				
6	<b>1901043257</b>	• SPRING	2				
7	<b>1901043271</b>	• PLUG	2				
8	<b>1901043282</b>	• O-RING	2				
9	<b>1420500240</b>	• O-RING	2				
10	<b>1110020618</b>	• SCREW, cap	4				
	<b>J2h100</b>						

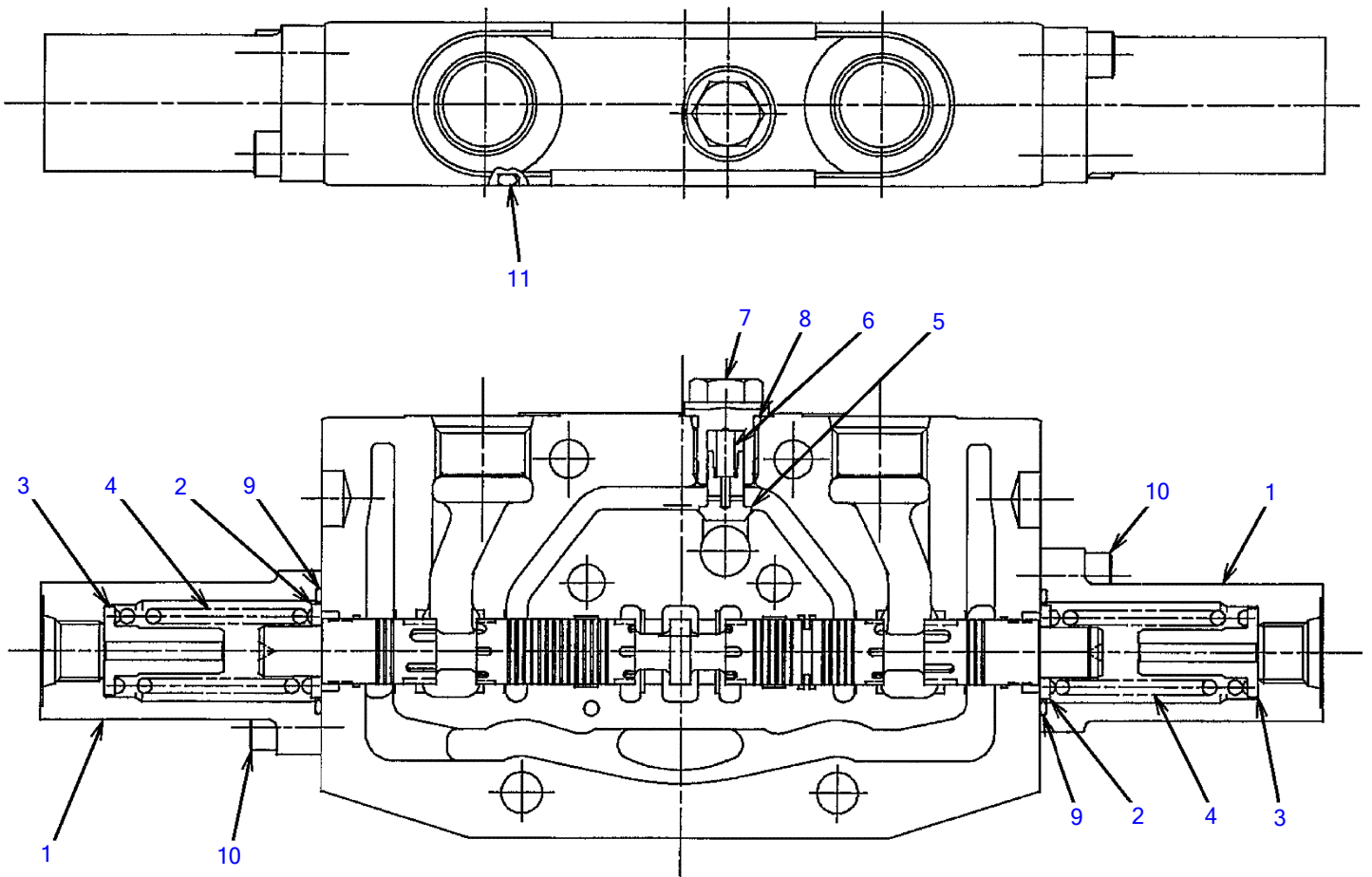


J2H110

S=free

**BLOCK ASSY; No. 9**

Item	Part number	Description	Q'ty	Chan.	Serial No.	Serv.	Remarks
0	<b>1901043217</b>	BLOCK ASSY; No.9	1				blade
1	<b>1901025483</b>	▪ PLATE, seal	2				
2	<b>1901025484</b>	▪ O-RING	2				
3	<b>1901025485</b>	▪ SEAL	2				
4	<b>1901043269</b>	▪ CAP	1				
5	<b>1901025453</b>	▪ HOLDER, spring	2				
6	<b>1901043232</b>	▪ SCREW, cap	1				
7	<b>1901025457</b>	▪ SPRING	1				
8	<b>1901043226</b>	▪ PLUNGER	1				
9	<b>1901043257</b>	▪ SPRING	1				
10	<b>1420100700</b>	▪ O-RING	1				
11	<b>1120540610</b>	▪ SCREW	2				
12	<b>1110020618</b>	▪ SCREW, cap	2				
13	<b>1901043271</b>	▪ PLUG	1				
14	<b>1901043282</b>	▪ O-RING	1				
15	<b>1901036528</b>	▪ PLUNGER	1				
16	<b>1901034239</b>	▪ SPRING	1				
	<b>J2h111</b>						



J2H120

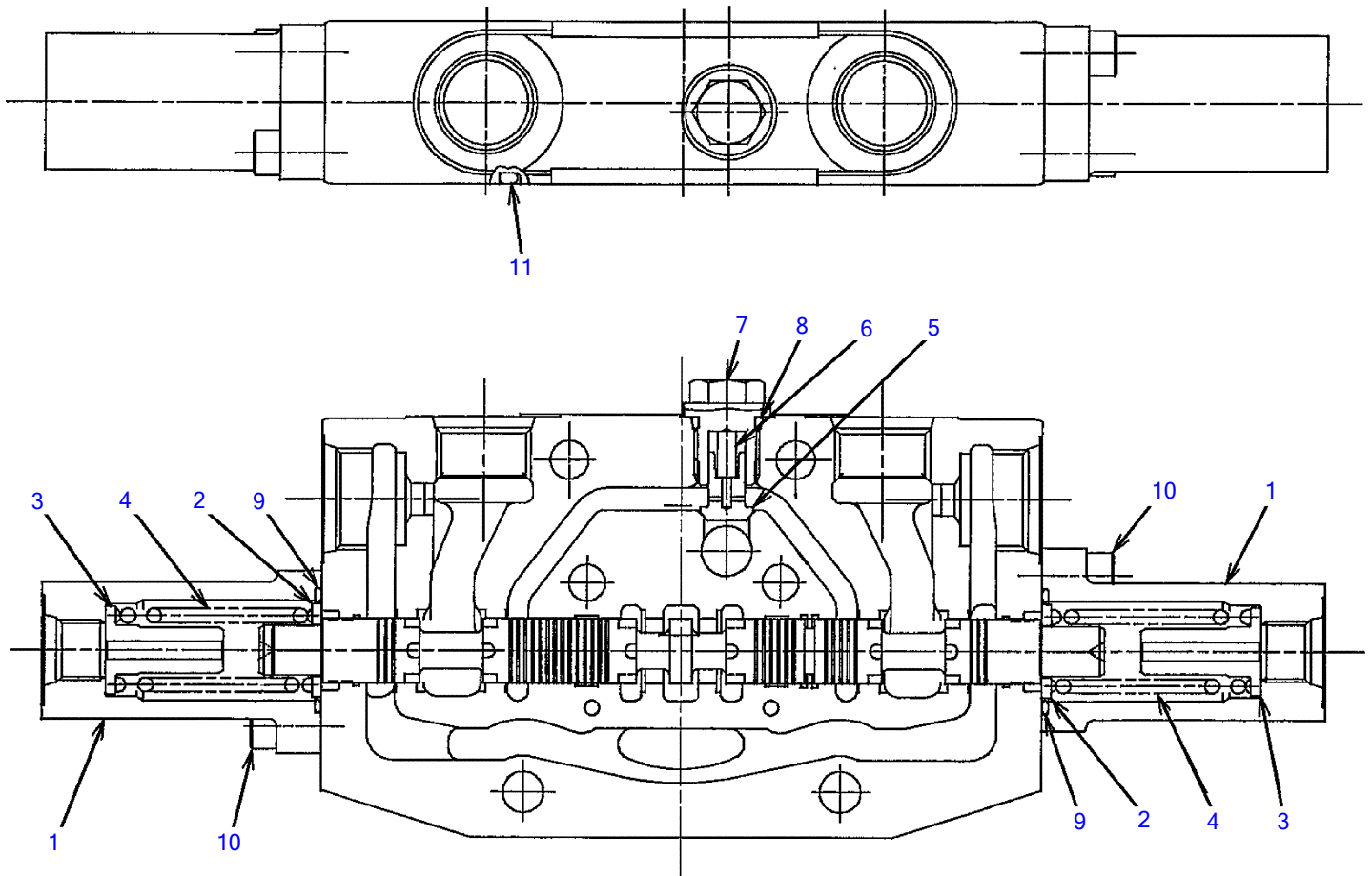
S=free



**BLOCK ASSY; No. 10**

Item	Part number	Description	Q'ty	Chan.	Serial No.	Serv.	Remarks
0	<b>1901043214</b>	BLOCK ASSY; No.10	1				slew
1	<b>1901043266</b>	• CAP	2				
2	<b>1901029754</b>	• HOLDER, spring	2				
3	<b>1901043231</b>	• HOLDER, spring	2				
4	<b>1901043256</b>	• SPRING	2				
5	<b>1901043226</b>	• PLUNGER	1				
6	<b>1901043257</b>	• SPRING	1				
7	<b>1901043271</b>	• PLUG	1				
8	<b>1901043282</b>	• O-RING	1				
9	<b>1420500240</b>	• O-RING	2				
10	<b>1110020618</b>	• SCREW, cap	4				
11	<b>1420100700</b>	• O-RING	1				

J2h121

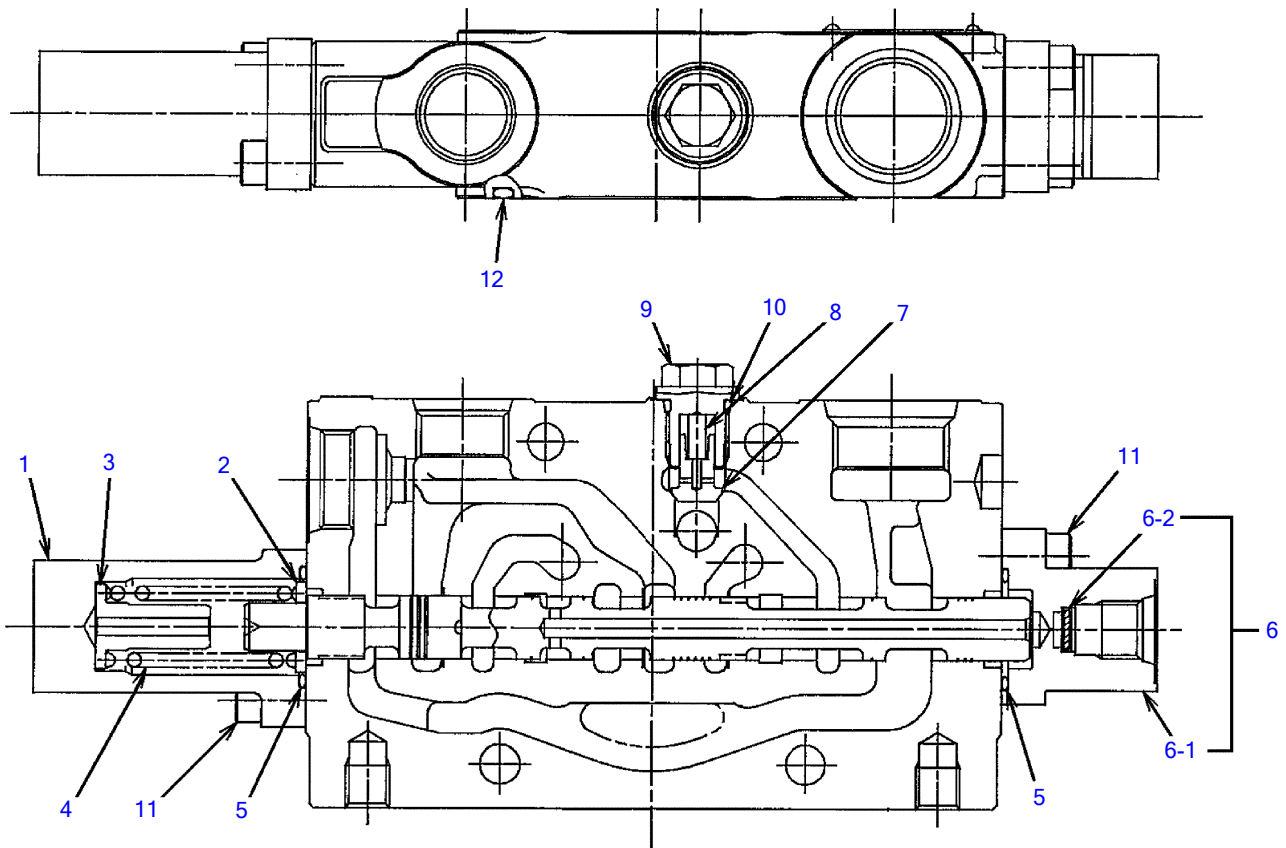


J2H130

S-free

**BLOCK ASSY; No. 11 (with 2nd aux. lines)**

Item	Part number	Description	Q'ty	Chan.	Serial No.	Serv.	Remarks
0	<b>1901043319</b>	BLOCK ASSY; No.11	1				auxiliary 2
1	<b>1901043266</b>	• CAP	2				
2	<b>1901029754</b>	• HOLDER, spring	2				
3	<b>1901043231</b>	• HOLDER, spring	2				
4	<b>1901043256</b>	• SPRING	2				
5	<b>1901043226</b>	• PLUNGER	1				
6	<b>1901043257</b>	• SPRING	1				
7	<b>1901043271</b>	• PLUG	1				
8	<b>1901043282</b>	• O-RING	1				
9	<b>1420500240</b>	• O-RING	2				
10	<b>1110020618</b>	• SCREW, cap	4				
11	<b>1420100700</b>	• O-RING	1				
	<b>J2h131</b>						



00

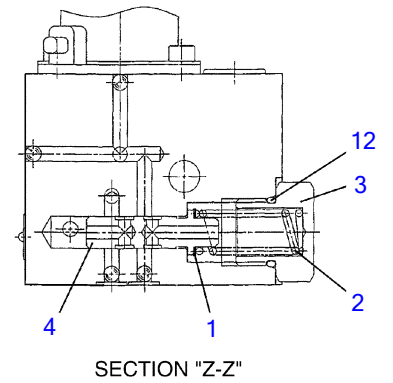
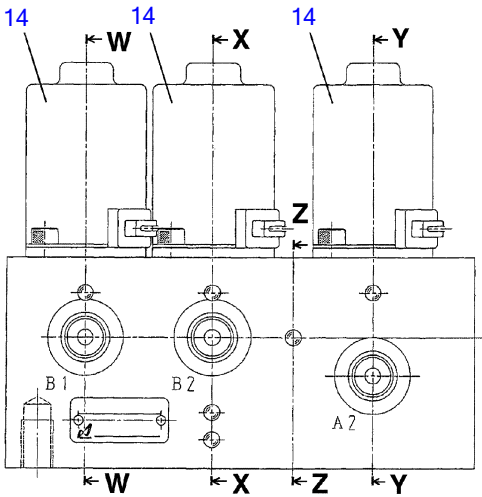
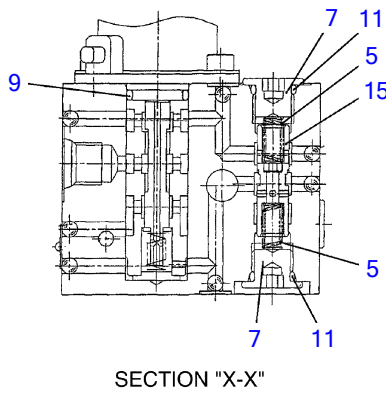
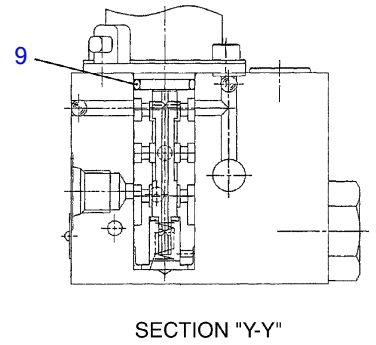
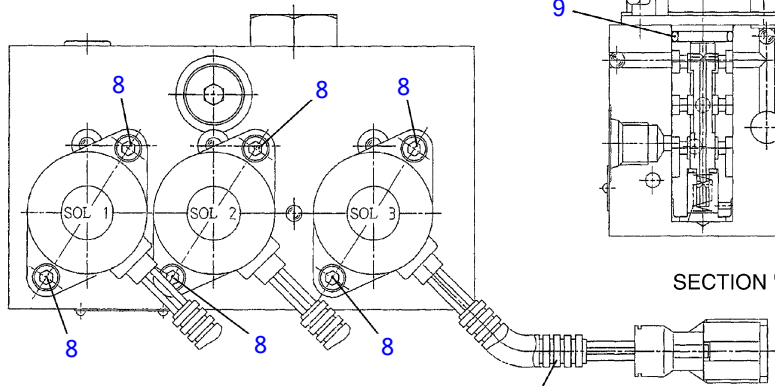
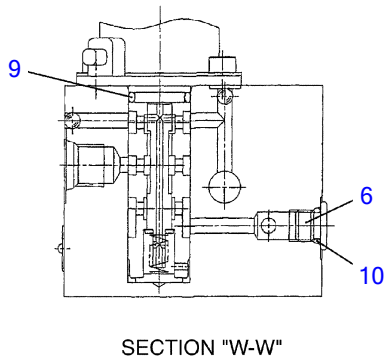
J2H140

S-free

**BLOCK ASSY; No. 12**

Item	Part number	Description	Q'ty	Chan.	Serial No.	Serv.	Remarks
0	<b>1901043220</b>	BLOCK ASSY; No.12	1				
1	<b>1901043270</b>	· CAP	1				
2	<b>1901029754</b>	· HOLDER, spring	1				
3	<b>1901043231</b>	· HOLDER, spring	1				
4	<b>1901043259</b>	· SPRING	1				
5	<b>1420500240</b>	· O-RING	2				
6	<b>1901043297</b>	· CAP ASSY	1				
6-1	X *****	· · CAP	1				X19010-43265
6-2	X *****	· · FILTER	1				X19010-43283
7	<b>1901043226</b>	· PLUNGER	1				
8	<b>1901043257</b>	· SPRING	1				
9	<b>1901043271</b>	· PLUG	1				
10	<b>1901043282</b>	· O-RING	1				
11	<b>1110020618</b>	· SCREW, cap	4				
12	<b>1420100700</b>	· O-RING	1				
	<b>J2h141</b>						

TB153FR Book No. BJ2Z004 S/N 15820004-  
SOLENOID VALVE; 3 BLOCKS



L5H020

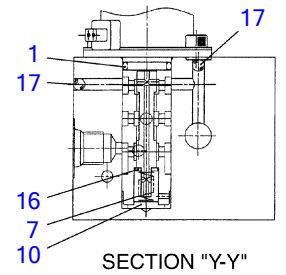
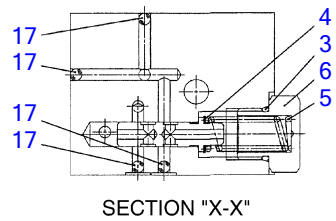
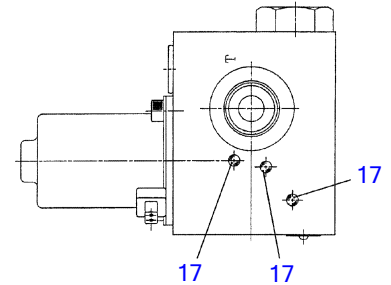
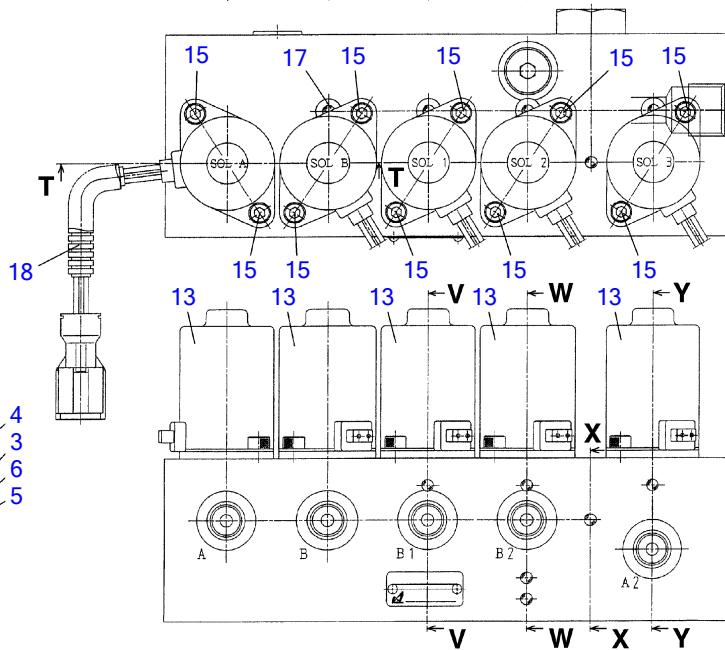
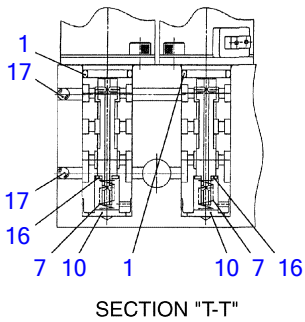
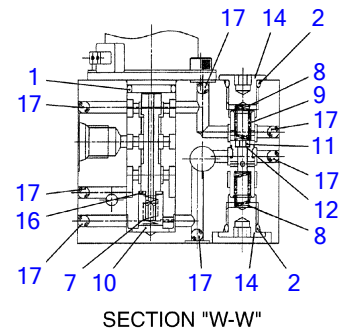
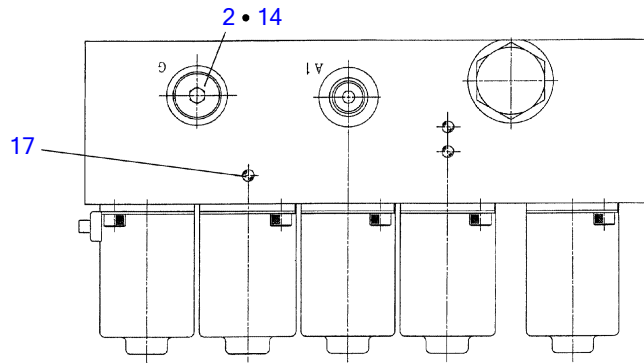
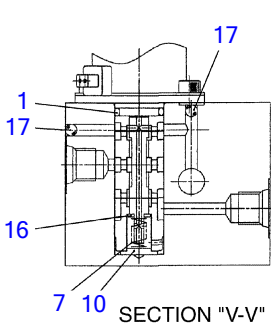
S=free

**SOLENOID VALVE; 3 BLOCKS**

Item	Part number	Description	Q'ty	Chan.	Serial No.	Serv.	Remarks
0	<b>19017-48800</b>	VALVE ASSY, solenoid	1				
1	<b>19017-32003</b>	• SHIM	4				
2	<b>19017-32502</b>	• SPRING	1				
3	<b>19017-32004</b>	• PLUG	1				
4	<b>19017-48805</b>	• SPOOL	1				
5	<b>19017-29605</b>	• SPRING	2				
6	<b>19017-29618</b>	• PLUG	1				
7	<b>19017-20720</b>	• PLUG	2				
8	<b>11100-50510</b>	• SCREW, cap	6				
9	<b>14200-10160</b>	• O-RING	3				
10	<b>14200-10080</b>	• O-RING	1				
11	<b>14200-10110</b>	• O-RING	2				
12	<b>14200-10180</b>	• O-RING	1				
13	<b>19017-48828</b>	• TUBE	3				
14	<b>19017-48816</b>	• SOLENOID	3				
15	<b>19017-37727</b>	• PLUNGER	1				

**L5h020**

TB153FR Book No. BJ2Z004 S/N 15820004-  
SOLENOID VALVE; 2 BLOCKS



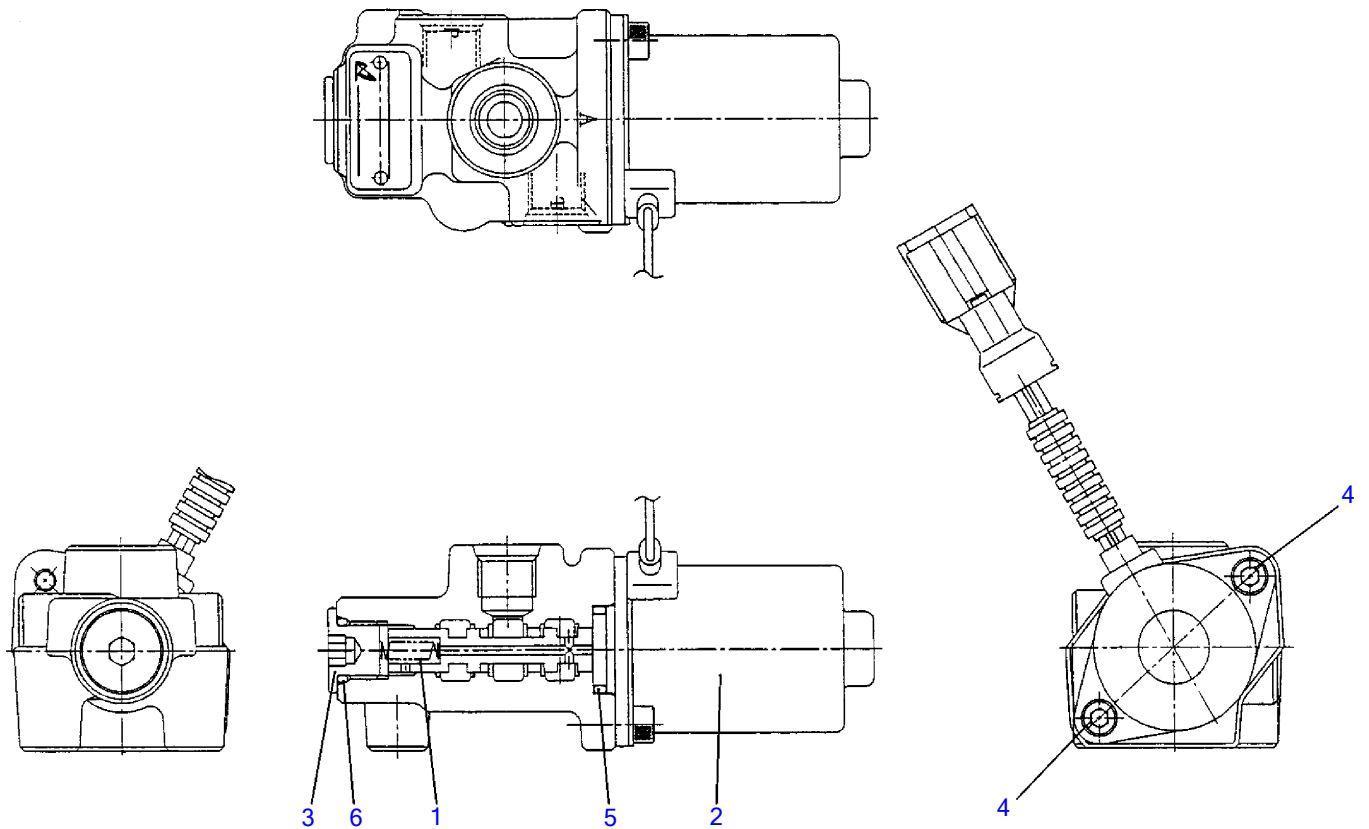
J2H150

S=free



**SOLENOID VALVE; 2 BLOCKS**

Item	Part number	Description	Q'ty	Chan.	Serial No.	Serv.	Remarks
0	<b>1901749200</b>	VALVE ASSY, solenoid	1				
0-1	<b>1901732499</b>	· KIT, seal	1				
1	X <b>1420000160</b>	· · O-RING	5				
2	X <b>1420010110</b>	· · O-RING	3				
3	X <b>1420010180</b>	· · O-RING	1				
4	<b>1901732003</b>	· SHIM	4				
5	<b>1901732502</b>	· SPRING	1				
6	<b>1901732004</b>	· PLUG	1				
7	<b>1901728703</b>	· SPRING	5				
8	<b>1901729605</b>	· SPRING	2				
9	<b>1901729610</b>	· PLUNGER	1				
10	<b>1901728711</b>	· STOPPER	5				
11	<b>1901729616</b>	· RING	1				
12	<b>1901732407</b>	· ORIFICE	1				
13	<b>1901748816</b>	· SOLENOID	5				
14	<b>1901720720</b>	· PLUG	3				
15	<b>1110020510</b>	· SCREW, cap	10				
16	<b>1140010004</b>	· WASHER	5				
17	<b>1901017793</b>	· BALL, steel	22				
18	<b>1901748828</b>	· TUBE	5				
	<b>J2h150</b>						



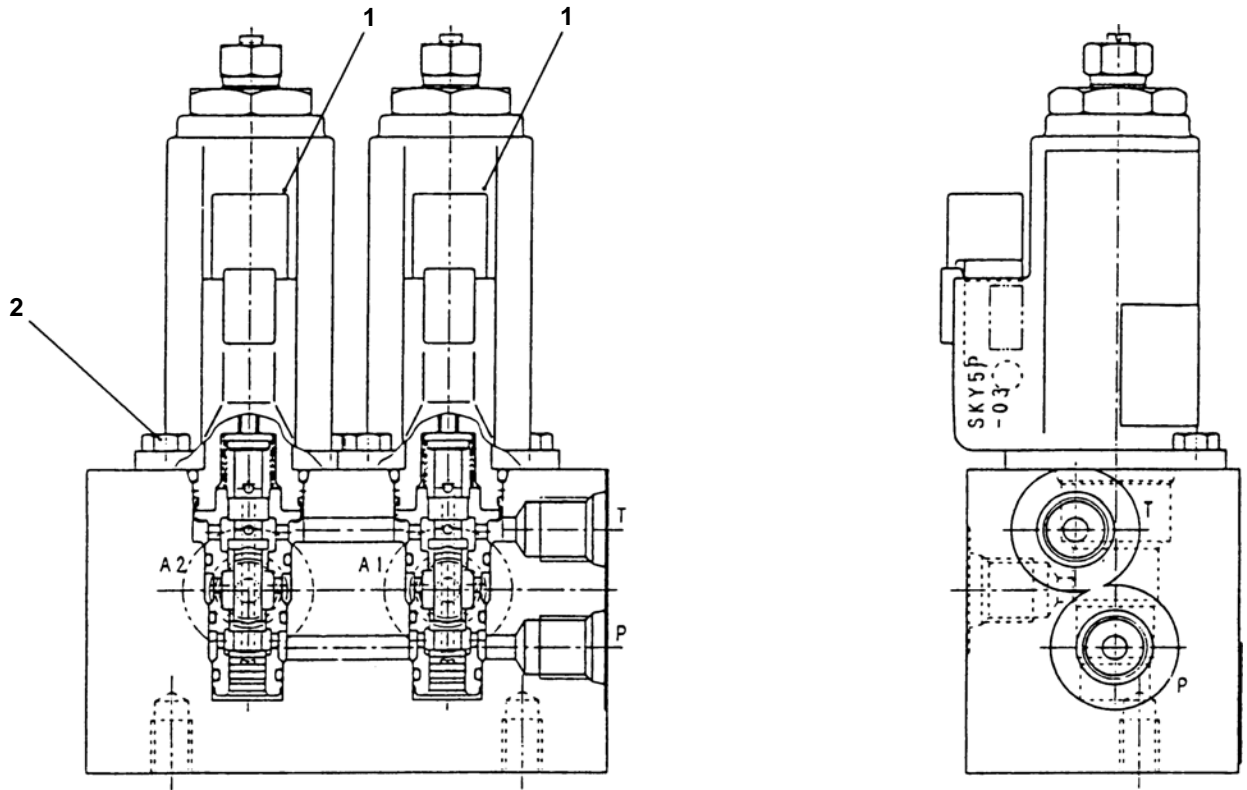
G4H310

S-FREE

**SOLENOID VALVE (for air conditioner)**

Item	Part number	Description	Q'ty	Chan.	Serial No.	Serv.	Remarks
0	<b>1901746600</b>	VALVE ASSY, solenoid	1				
1	<b>1901734404</b>	▪ SPRING	1				
2	<b>1901746604</b>	▪ SOLENOID	1				
3	<b>1901738312</b>	▪ PLUG	1				
4	<b>1110050512</b>	▪ SCREW, cap	2				
5	<b>1420000160</b>	▪ O-RING	1				
6	<b>1420010110</b>	▪ O-RING	1				
	<b>G4h310</b>						

TB153FR Book No. BJ2Z004 S/N 15820004-  
PROPORTIONAL VALVE

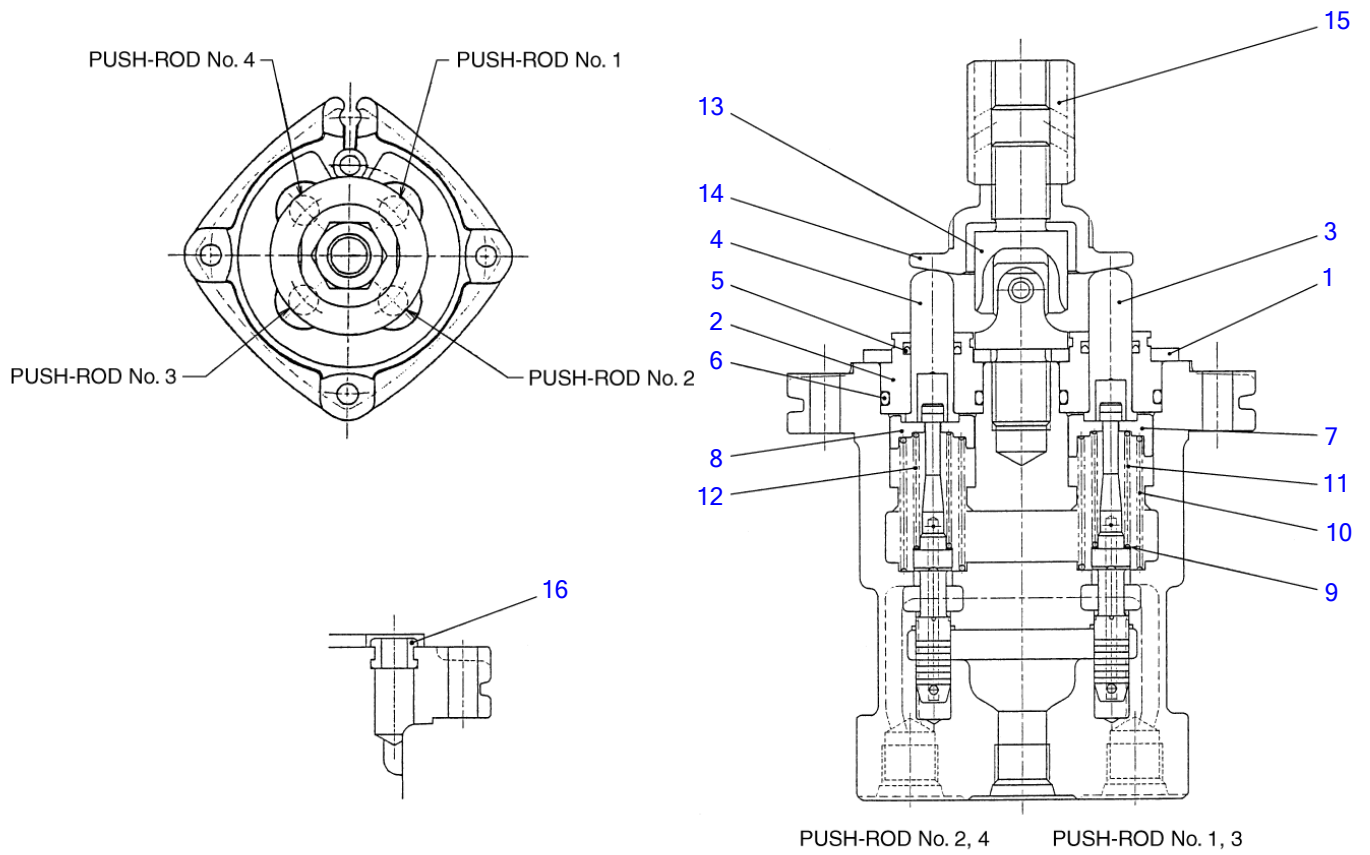


W2H140

**PROPORTIONAL VALVE**

Item	Part number	Description	Q'ty	Chan.	Serial No.	Serv.	Remarks
0	<b>1901738400</b>	VALVE, proportional	1				
1	<b>1901738460</b>	· VALVE ASSY, proportional	2				
2	<b>1100050512</b>	· BOLT	4				
	<b>K3h370</b>						

TB153FR Book No. BJ2Z004 S/N 15820004-  
PILOT VALVE

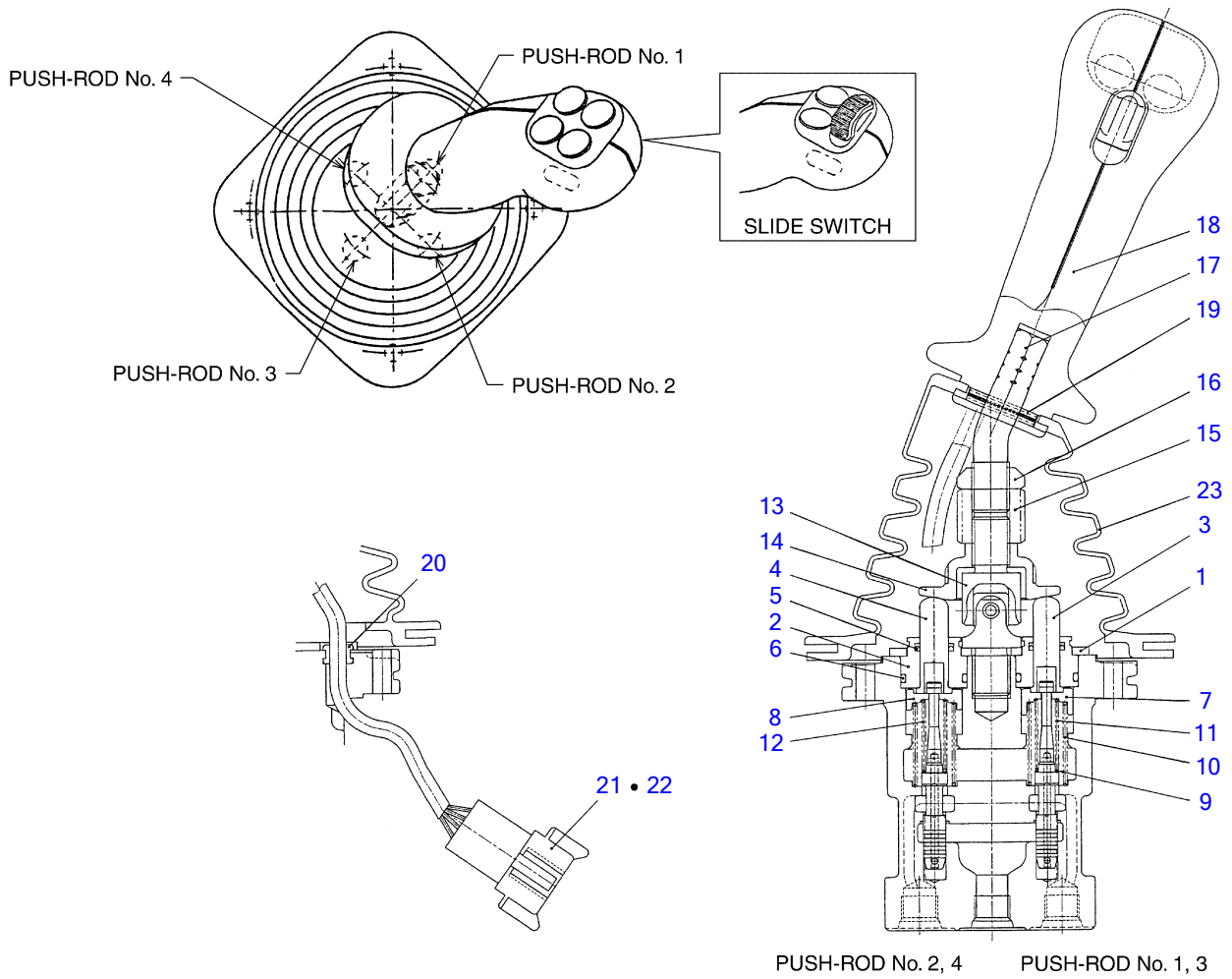


G4H300

S=free

**PILOT VALVE**

Item	Part number	Description	Q'ty	Chan.	Serial No.	Serv.	Remarks
0	1901745600	VALVE ASSY, pilot	1				
1	1901745702	▪ PLATE	1				
2	1901710912	▪ PLUG	4				
3	1901710911	▪ ROD	2				
4	1901719012	▪ ROD	2				
5	1901710914	▪ SEAL	4				
6	1420010200	▪ O-RING	4				
7	1901745709	▪ HOLDER	2				
8	1901745710	▪ HOLDER	2				
9	1901710917	▪ ROD	4				
10	1901745612	▪ SPRING	4				
11	1901742614	▪ SPRING	2				
12	1901742615	▪ SPRING	2				
13	1901720232	▪ JOINT	1				
14	1901743620	▪ PLATE	1				
15	1901703222	▪ NUT	1				
16	1901735630	▪ BUSHING	1				
	G4h300						



J2H160

S=free

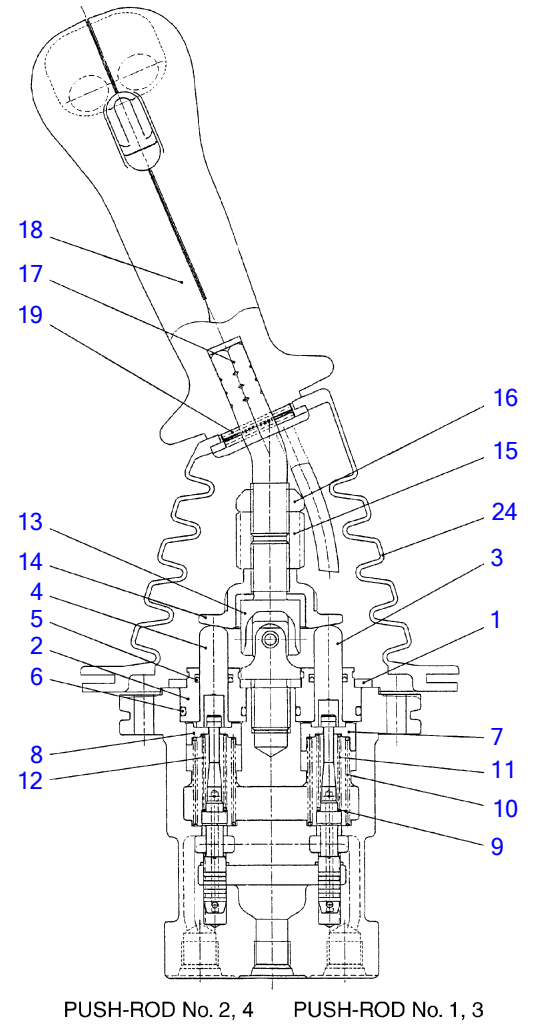
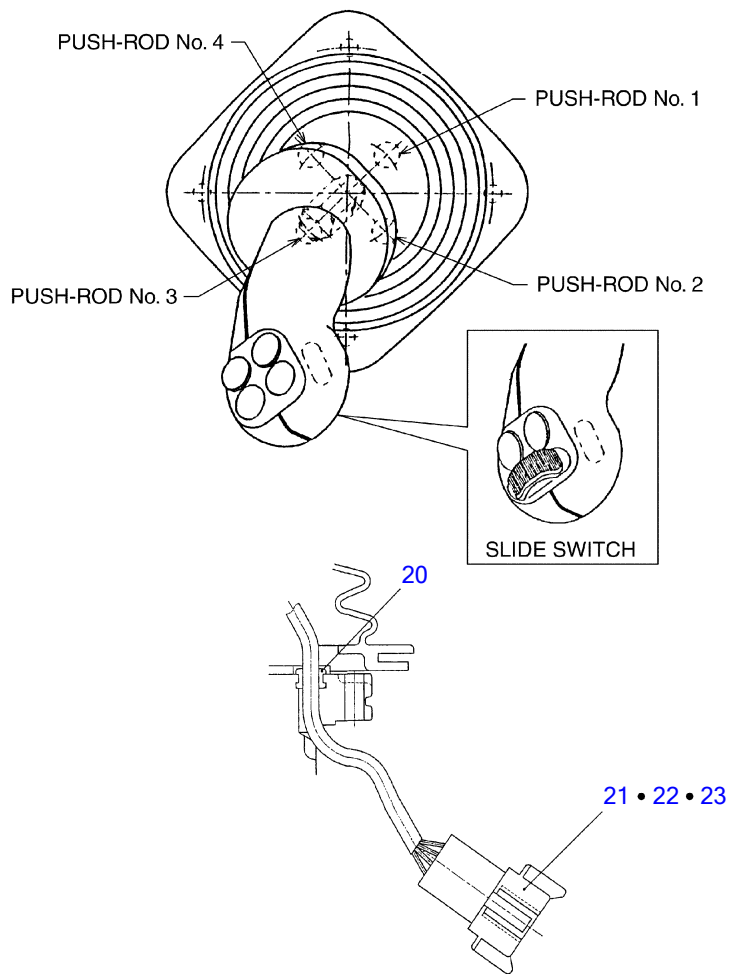


**PILOT VALVE (R) (with 2nd aux. lines)**

Item	Part number	Description	Q'ty	Chan.	Serial No.	Serv.	Remarks
0	<b>1901746400</b>	VALVE ASSY, pilot (slide switch)	1				right
	<b>1901748700</b>	VALVE ASSY, pilot (3 switch)	1				
1	<b>1901745702</b>	• PLATE	1				
2	<b>1901710912</b>	• PLUG	4				
3	<b>1901719011</b>	• ROD	2				
4	<b>1901719012</b>	• ROD	2				
5	<b>1901710914</b>	• SEAL	4				
6	<b>1420010200</b>	• O-RING	4				
7	<b>1901745709</b>	• HOLDER	2				
8	<b>1901745710</b>	• HOLDER	2				
9	<b>1901710917</b>	• WASHER	4				
10	<b>1901745612</b>	• SPRING	4				
11	<b>1901742614</b>	• SPRING	2				
12	<b>1901742615</b>	• SPRING	2				
13	<b>1901720232</b>	• JOINT	1				
14	<b>1901743620</b>	• PLATE	1				
15	<b>1901735625</b>	• NUT	1				
16	<b>1901735626</b>	• NUT	1				
17	<b>1901740432</b>	• LEVER	1				
18	<b>1901740410</b>	• HANDLE	1				slide switch
	<b>1901741210</b>	• HANDLE	1				3 switch
19	<b>1901746521</b>	• PIN, spring	1				
20	<b>1901735630</b>	• BUSHING	1				
21	<b>1901740446</b>	• RECEPTACLE	1				
22	<b>1901740447</b>	• WEDGE	1				
23	<b>1901735632</b>	• BOOT	1				

J2h160

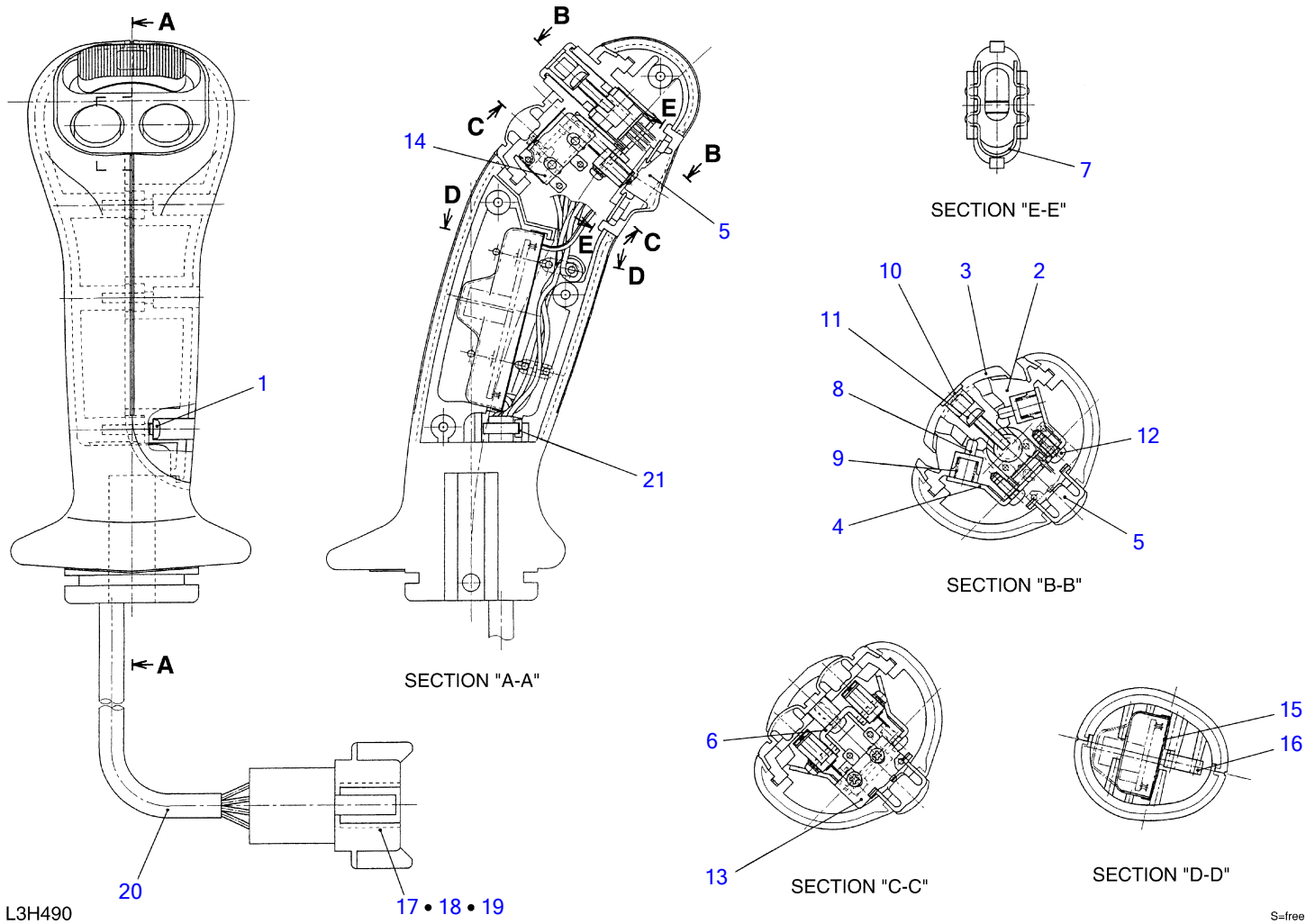
TB153FR Book No. BJ2Z004 S/N 15820004-  
**PILOT VALVE (L) (with 2nd aux. lines)**



J2H170

**PILOT VALVE (L) (with 2nd aux. lines)**

Item	Part number	Description	Q'ty	Chan.	Serial No.	Serv.	Remarks
0	<b>1901746500</b>	VALVE ASSY, pilot (3 switch)	1				left
	<b>1901748600</b>	VALVE ASSY, pilot (slide switch)	1				
1	<b>1901745702</b>	• PLATE	1				
2	<b>1901710912</b>	• PLUG	4				
3	<b>1901719011</b>	• ROD	2				
4	<b>1901719012</b>	• ROD	2				
5	<b>1901710914</b>	• SEAL	4				
6	<b>1420010200</b>	• O-RING	4				
7	<b>1901745709</b>	• HOLDER	2				
8	<b>1901745710</b>	• HOLDER	2				
9	<b>1901710917</b>	• WASHER	4				
10	<b>1901745612</b>	• SPRING	4				
11	<b>1901742614</b>	• SPRING	2				
12	<b>1901742615</b>	• SPRING	2				
13	<b>1901720232</b>	• JOINT	1				
14	<b>1901743620</b>	• PLATE	1				
15	<b>1901735625</b>	• NUT	1				
16	<b>1901735626</b>	• NUT	1				
17	<b>1901740432</b>	• LEVER	1				
18	<b>1901741210</b>	• HANDLE	1				3 switch
	<b>1901740410</b>	• HANDLE	1				slide switch
19	<b>1901746521</b>	• PIN, spring	1				
20	<b>1901735630</b>	• BUSHING	1				
21	<b>1901740446</b>	• RECEPTACLE	1				
22	<b>1901740447</b>	• WEDGE	1				
23	<b>1901741263</b>	• PLUG	3				
24	<b>1901735632</b>	• BOOT	1				
	<b>J2h170</b>						

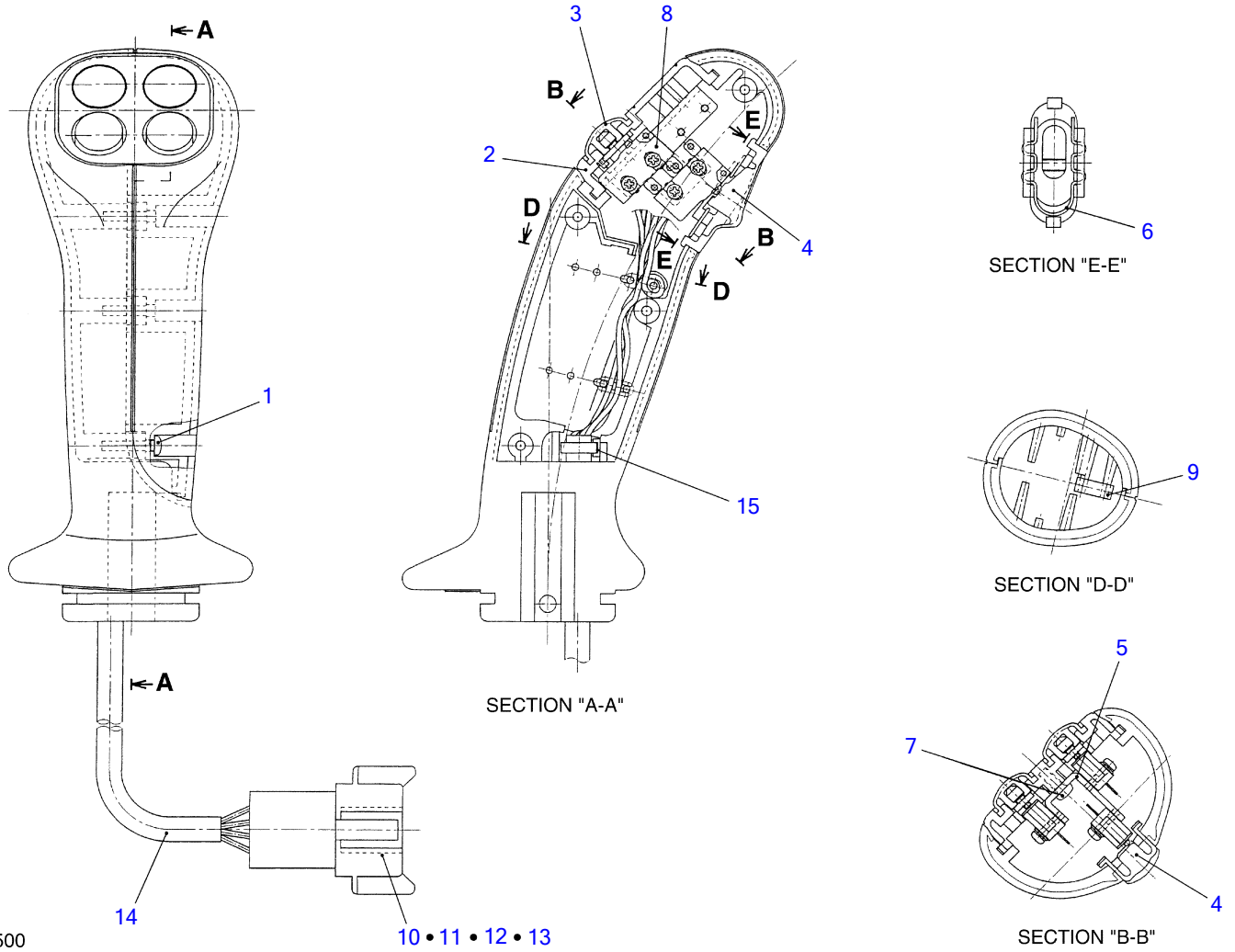


**HANDLE (with slide switch)**

Item	Part number	Description	Q'ty	Chan.	Serial No.	Serv.	Remarks
0	1901740410	HANDLE ASSY	1				
1	1122400312	• SCREW	4				
2	1901740417	• CASE	1				
3	1901740418	• CAM	1				
4	1901740401	• PLATE	1				
5	1901740402	• BUTTON	1				
6	1901740403	• BRACKET	1				
7	1901740404	• CLIP	1				
8	1901740405	• PISTON	2				
9	1901740406	• SPRING	2				
10	1901740407	• CAP	1				
11	1150010312	• SCREW	1				
12	1122400306	• SCREW	3				
13	1901740408	• SWITCH	1				
14	1901740409	• SWITCH	2				
15	1901740411	• COVER	1				
16	1901740412	• CAP	2				
17	1901740446	• RECEPTACLE	1				
18	1901740447	• WEDGE	1				
19	1901740413	• PIN	8				
20	1901740414	• PROTECTOR	1				
21	1901740415	• BAND	1				

L3h490

TB153FR Book No. BJ2Z004 S/N 15820004-  
HANDLE (with 3 switches)



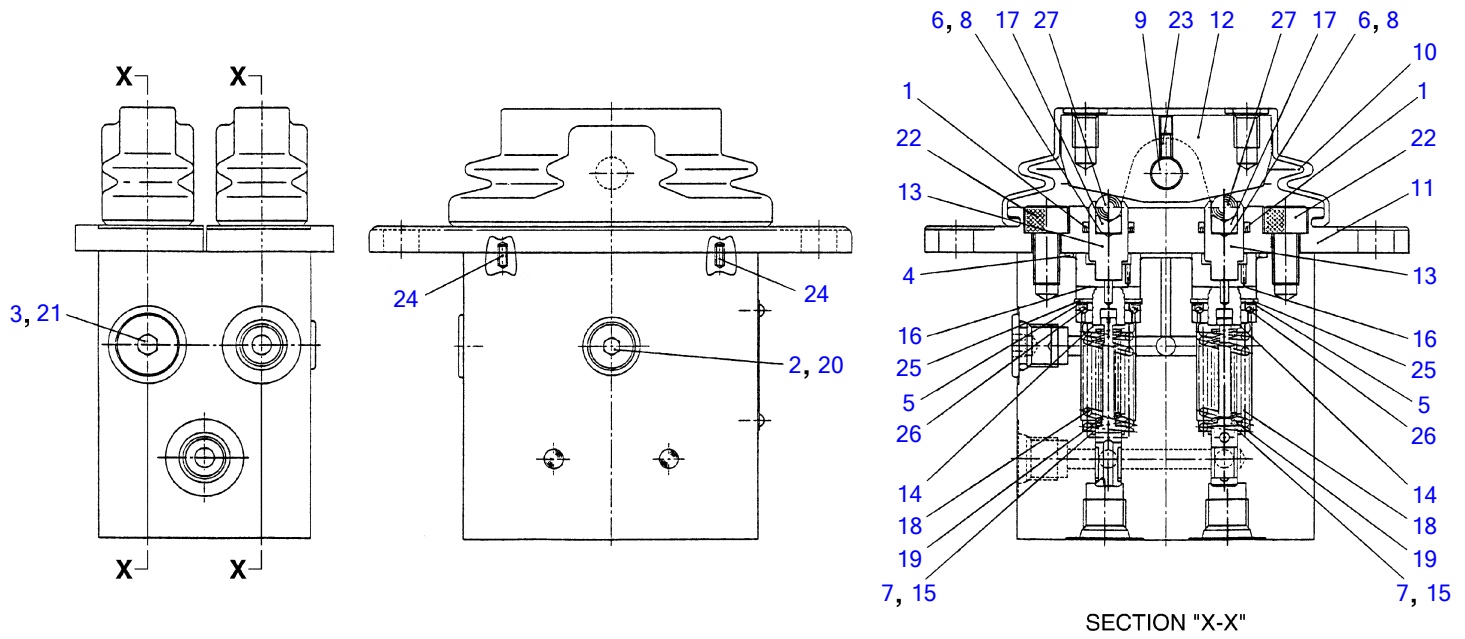
L3H500

10 • 11 • 12 • 13

S=free

**HANDLE (with 3 switches)**

Item	Part number	Description	Q'ty	Chan.	Serial No.	Serv.	Remarks
0	<b>1901741210</b>	HANDLE ASSY	1				
1	<b>1122400312</b>	▪ SCREW	4				
2	<b>1901741211</b>	▪ CASE	1				
3	<b>1901741216</b>	▪ BUTTON	2				
4	<b>1901740402</b>	▪ BUTTON	1				
5	<b>1901741218</b>	▪ BRACKET	1				
6	<b>1901740404</b>	▪ CLIP	1				
7	<b>1122400306</b>	▪ SCREW	2				
8	<b>1901740408</b>	▪ SWITCH	3				
9	<b>1901740412</b>	▪ CAP	2				
10	<b>1901740446</b>	▪ RECEPTACLE	1				
11	<b>1901740447</b>	▪ WEDGE	1				
12	<b>1901740413</b>	▪ PIN	5				
13	<b>1901741263</b>	▪ PIN, BLANKING	3				
14	<b>1901740414</b>	▪ PROTECTOR	1				
15	<b>1901740415</b>	▪ BAND	1				
	<b>L3h500</b>						



L4H110

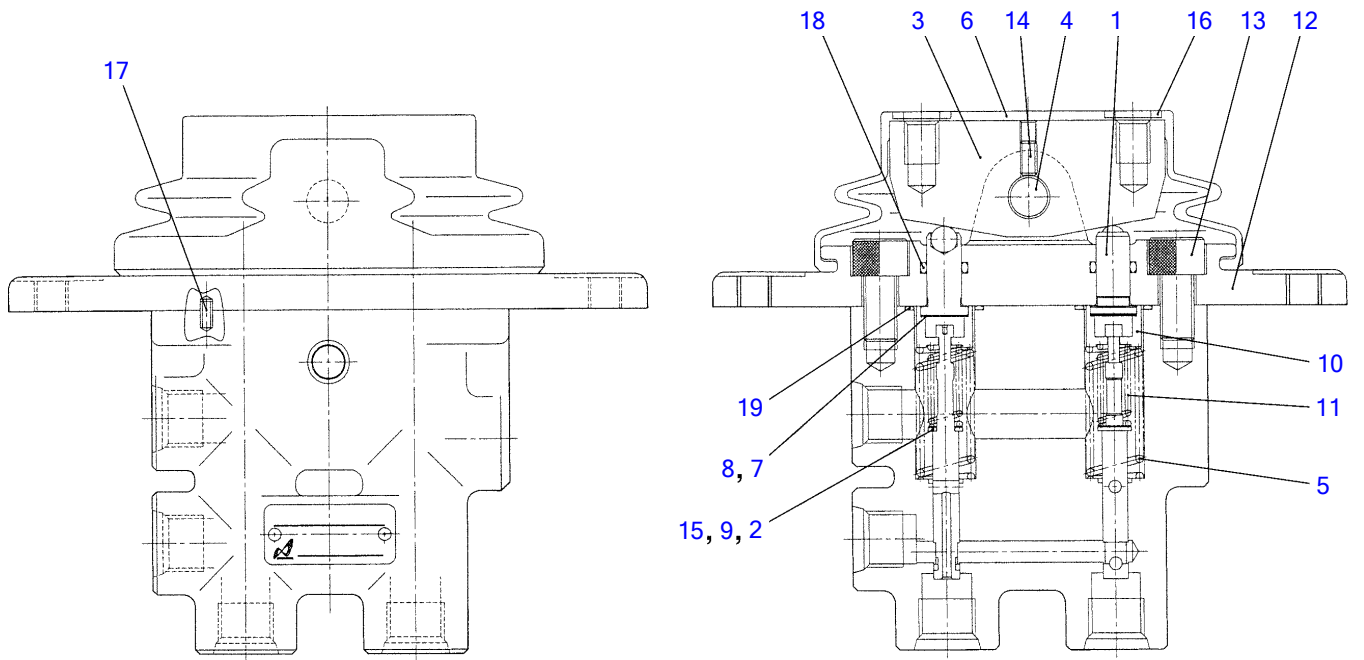
S=FREE



**REMOTE CONTROL VALVE (for travel)**

Item	Part number	Description	Q'ty	Chan.	Serial No.	Serv.	Remarks
0	<b>1901739100</b>	VALVE ASSY, remote control	1				
0-1	<b>1901739199</b>	• KIT, seal	1				
1	X <b>1901728523</b>	• • U-PACKING	4				
2	X <b>1420010080</b>	• • O-RING	1				
3	X <b>1420010110</b>	• • O-RING	1				
4	X <b>1420510460</b>	• • O-RING	2				
5	<b>1901739101</b>	• SHIM	4				
6	<b>1901739102</b>	• ORIFICE	4				
7	<b>1901739103</b>	• SHIM	4				
8	<b>1901739104</b>	• ORIFICE	4				
9	<b>1901729706</b>	• PIN	2				
10	<b>1901729708</b>	• BOOT	2				
11	<b>1901739108</b>	• COVER	2				
12	<b>1901739129</b>	• CAM	2				
13	<b>1901739113</b>	• PUSHER	4				
14	<b>1901739114</b>	• RETAINER	4				
15	<b>1901739115</b>	• SHIM	4				
16	<b>1901739116</b>	• WASHER	4				
17	<b>1901739118</b>	• HOLDER	4				
18	<b>1901739119</b>	• SPRING	4				
19	<b>1901739120</b>	• SPRING	4				
20	<b>1901729618</b>	• PLUG	1				
21	<b>1901720720</b>	• PLUG	1				
22	<b>1110050816</b>	• SCREW, cap	4				
23	<b>1121040606</b>	• SET-SCREW	2				
24	<b>1213040306</b>	• PIN, spring	4				
25	<b>1221000020</b>	• RING, snap	4				
26	<b>1390020020</b>	• BALL, steel	8				
27	<b>1390020500</b>	• BALL, steel	4				
	<b>L5h050</b>						

TB153FR Book No. BJ2Z004 S/N 15820004-  
REMOTE CONTROL VALVE (for offset, for 2nd aux. lines)



J1H160

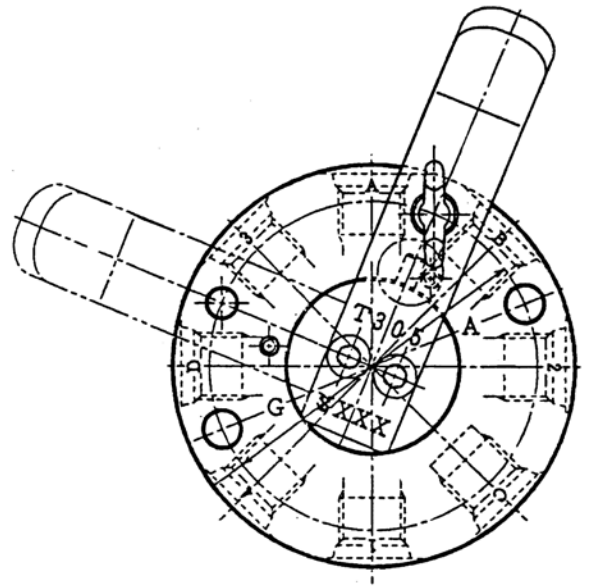
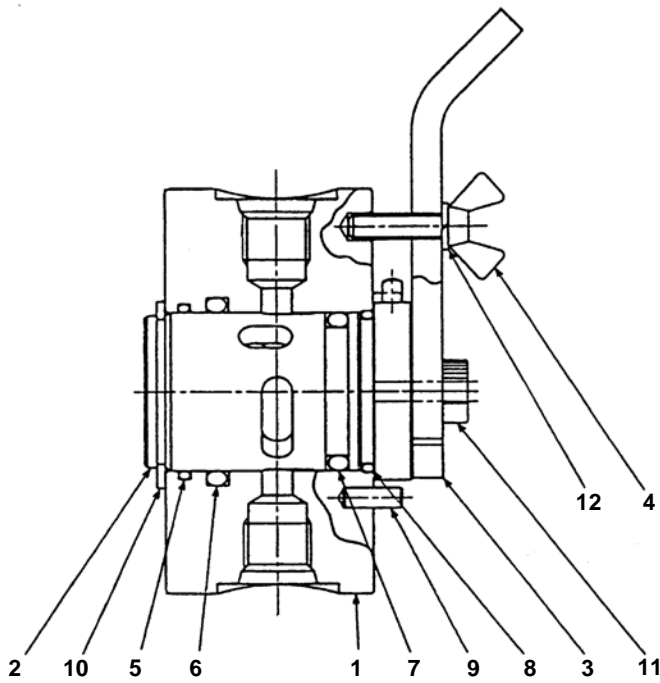
S=free

**REMOTE CONTROL VALVE (for offset, for 2nd aux. lines)**

Item	Part number	Description	Q'ty	Chan.	Serial No.	Serv.	Remarks
0	<b>1901746300</b>	VALVE ASSY, pilot	1				
1	<b>1901746301</b>	▪ PUSHER	2				
2	<b>1901729704</b>	▪ SHIM t=0.1	2				
3	<b>1901729705</b>	▪ CAM	1				
4	<b>1901729706</b>	▪ PIN	1				
5	<b>1901729707</b>	▪ SPRING	2				
6	<b>1901729708</b>	▪ BOOT	1				
7	<b>1901729709</b>	▪ SHIM t=0.1	2				
8	<b>1901729710</b>	▪ SHIM t=0.2	2				
9	<b>1901729711</b>	▪ SHIM t=0.2	2				
10	<b>1901729713</b>	▪ HOLDER, spring	2				
11	<b>1901729714</b>	▪ SPRING	2				
12	<b>1901746315</b>	▪ COVER	1				
13	<b>1100040816</b>	▪ SCREW, cap	2				
14	<b>1121340408</b>	▪ SET-SCREW	1				
15	<b>1141100004</b>	▪ WASHER	2				
16	<b>1141100008</b>	▪ WASHER	2				
17	<b>1213000306</b>	▪ PIN, spring	2				
18	<b>1420000080</b>	▪ O-RING	2				
19	<b>1420310016</b>	▪ O-RING	2				

**J1h160**

TB153FR Book No. BJ2Z004 S/N 15820004-  
SELECTOR VALVE (ISO-JCB pattern)

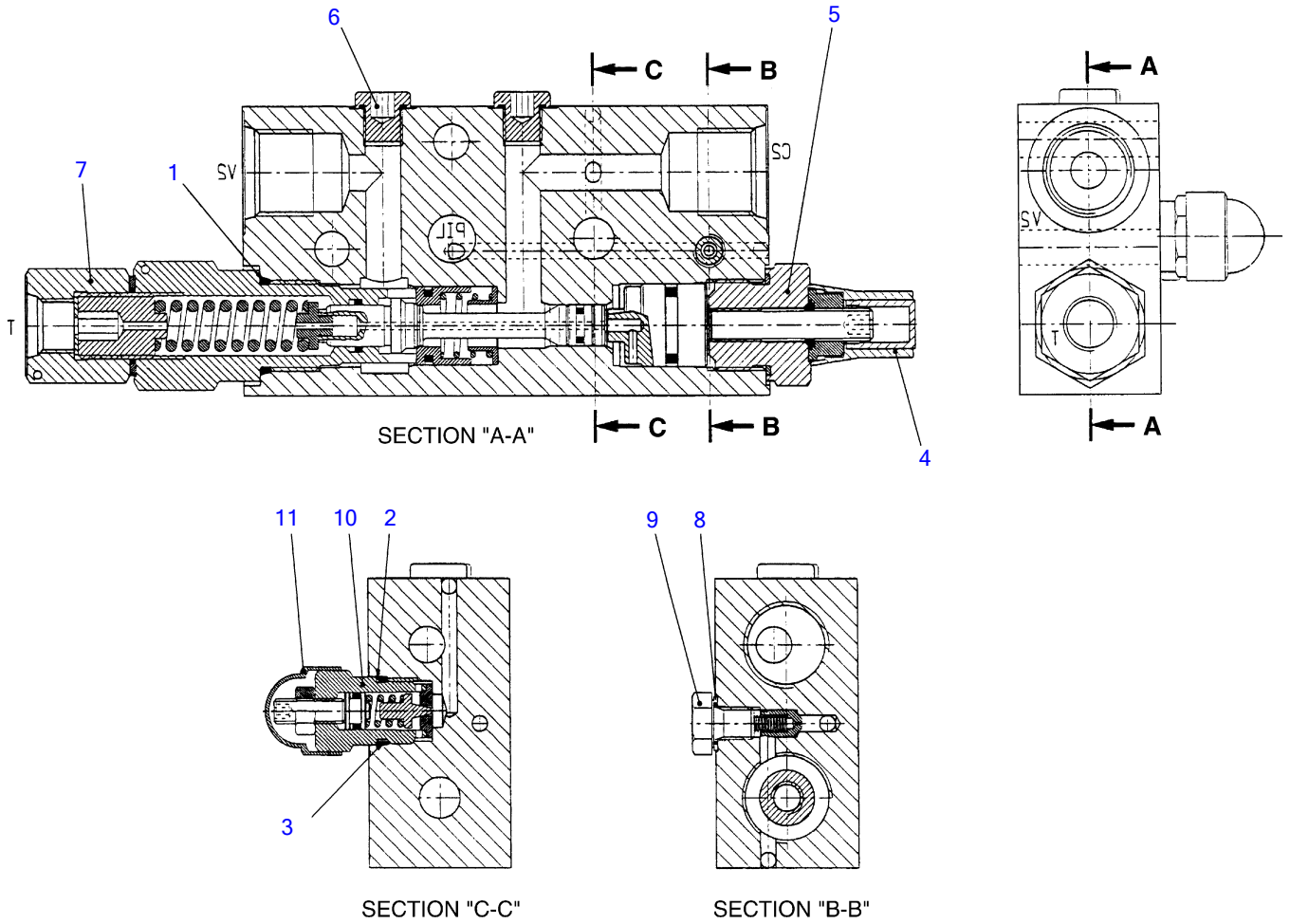


C4H180

**SELECTOR VALVE (ISO-JCB pattern)**

Item	Part number	Description	Q'ty	Chan.	Serial No.	Serv.	Remarks
0	<b>1901730500</b>	VALVE ASSY, selector	1				
1	<b>1901730501</b>	▪ BODY	1				
2	<b>1901730502</b>	▪ ROTOR	1				
3	<b>1901730503</b>	▪ LEVER	1				
4	<b>1901730504</b>	▪ BOLT	1				
5	<b>1901730505</b>	▪ O-RING	1				
6	<b>1901730506</b>	▪ O-RING	1				
7	<b>1901730507</b>	▪ O-RING	1				
8	<b>1901730508</b>	▪ O-RING	1				
9	<b>1213000412</b>	▪ PIN, spring	3				
10	<b>1220000030</b>	▪ RING, snap	1				
11	<b>1110050514</b>	▪ SCREW, cap	2				
12	<b>1140010005</b>	▪ WASHER, spring	1				
	<b>C4h180</b>						

TB153FR Book No. BJ2Z004 S/N 15820004-  
EMERGENCY SHUT-OFF VALVE



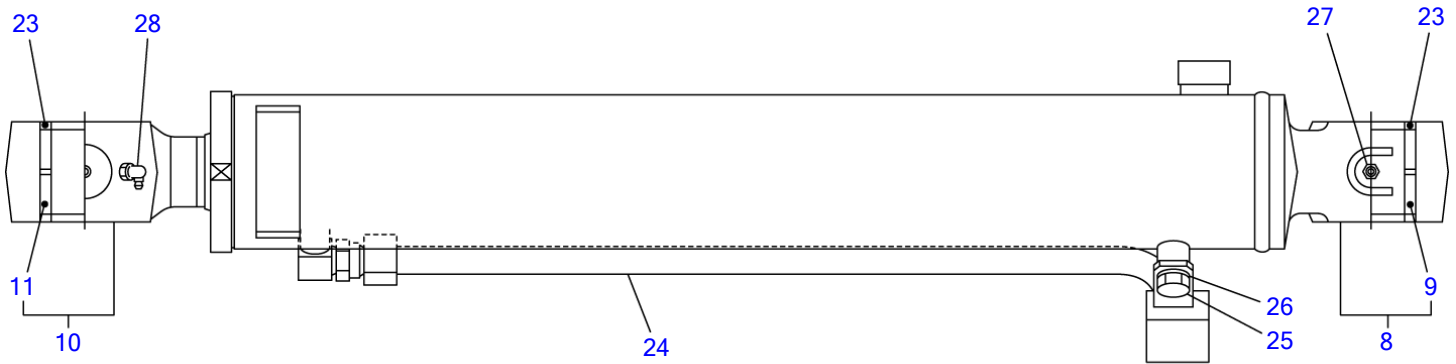
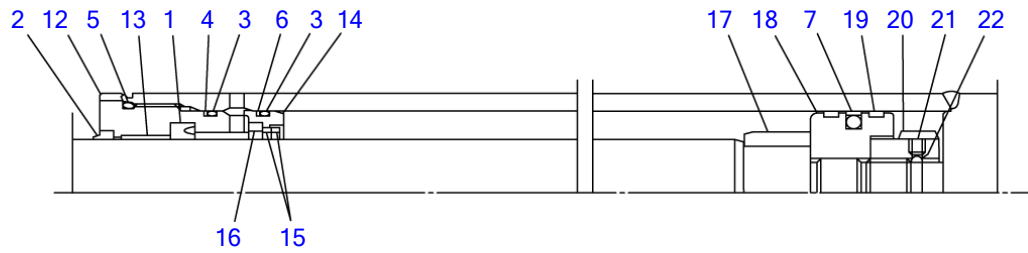
K3H380

S=free

**EMERGENCY SHUT-OFF VALVE**

Item	Part number	Description	Q'ty	Chan.	Serial No.	Serv.	Remarks
0	<b>1901742700</b>	VALVE ASSY, load holding	1				boom
	<b>1901742800</b>	VALVE ASSY, load holding	1				arm
0-1	<b>1901742799</b>	· KIT, seal	1				
1	<b>1901742904</b>	· · O-RING	1				
2	<b>1901742908</b>	· · RING, back-up	1				
3	<b>1901742708</b>	· · O-RING	1				
4	<b>1901742901</b>	· CAP	1				
5	<b>1901742902</b>	· PLUG	1				
6	<b>1901742903</b>	· PLUG	2				
7	<b>1901742704</b>	· SOCKET	1				
8	<b>1901742906</b>	· SEAL	1				
9	<b>1901742907</b>	· PLUG	1				
10	<b>1901742909</b>	· PLUG	1				
11	<b>1901742711</b>	· CAP	1				
	<b>K3h380</b>						

TB153FR Book No. BJ2Z004 S/N 15820004-  
BOOM CYLINDER



J1H190

S=free

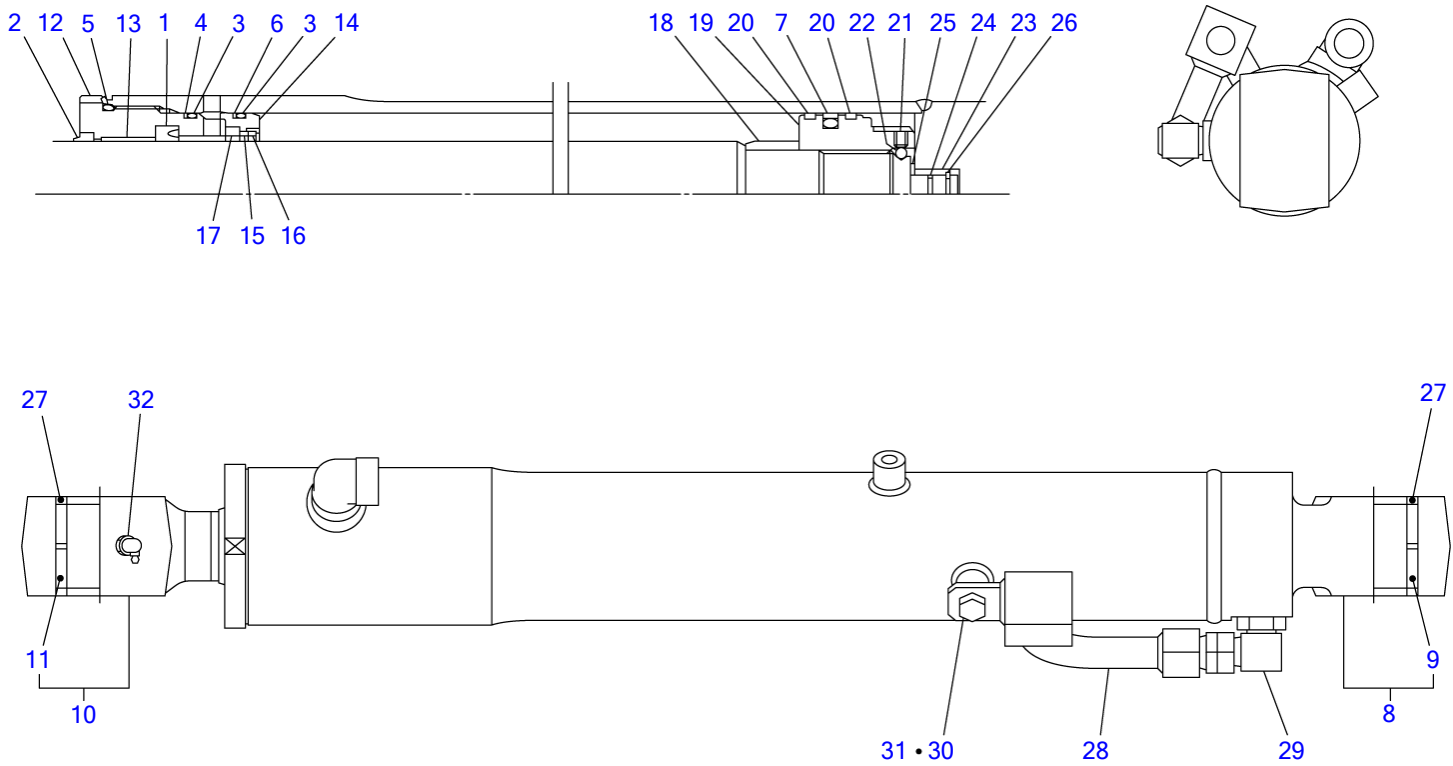


**BOOM CYLINDER**

Item	Part number	Description	Q'ty	Chan.	Serial No.	Serv.	Remarks
0	<b>1900092200</b>	CYLINDER ASSY	1				boom
0-1	<b>1900092299</b>	• KIT, seal	1				
1	X <b>1900047433</b>	• • PACKING, rod	1				
2	X <b>1900071532</b>	• • SEAL, dust	1				
3	X <b>1420111050</b>	• • O-RING	2				
4	X <b>1900092227</b>	• • RING, back-up	1				
5	X <b>1420101100</b>	• • O-RING	1				
6	X <b>1900083527</b>	• • RING, back-up	1				
7	X <b>1900047431</b>	• • PACKING, piston	1				
8	<b>1900092298</b>	• TUBE KIT	1				
9	<b>1900063702</b>	• • BUSHING	1				
10	<b>1900092297</b>	• ROD KIT, piston	1				
11	<b>1900092220</b>	• • BUSHING	1				
12	<b>1900092203</b>	• COVER, rod	1				
13	<b>1900092202</b>	• BUSHING	1				
14	<b>1900092208</b>	• HOLDER	1				
15	<b>1900092216</b>	• RING, cushion	2				
16	<b>1900092228</b>	• COLLAR	1				
17	<b>1900092205</b>	• CUSHION, rod	1				
18	<b>1900092207</b>	• PISTON	1				
19	<b>1900091824</b>	• RING, wear	2				
20	<b>1900092209</b>	• NUT	1				
21	<b>1121041010</b>	• SET-SCREW	1				
22	<b>1390020400</b>	• BALL, steel	1				
23	<b>1900083533</b>	• SEAL, dust	4				
24	<b>1900092210</b>	• PIPE	1				
25	<b>1100041016</b>	• BOLT	1				
26	<b>1141110010</b>	• WASHER	1				
27	<b>1560001000</b>	• FITTING, grease	1				
28	<b>1560001900</b>	• FITTING, grease	1				

**J1h192**

TB153FR Book No. BJ2Z004 S/N 15820004-  
ARM CYLINDER



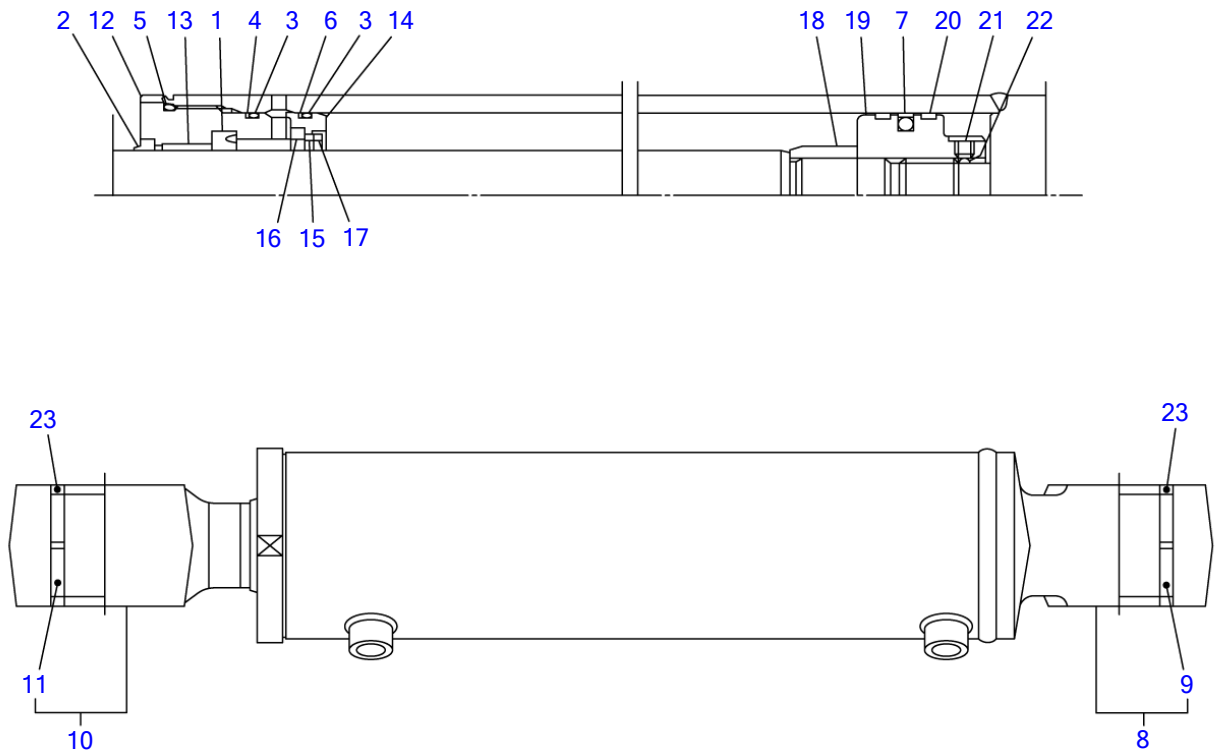
K3H420

S=free

**ARM CYLINDER**

Item	Part number	Description	Q'ty	Chan.	Serial No.	Serv.	Remarks
0	<b>1900087900</b>	CYLINDER ASSY	1				arm
0-1	<b>1900087999</b>	• KIT, seal	1				
1	X <b>1900005812</b>	• • PACKING, rod	1				
2	X <b>1900073933</b>	• • SEAL, dust	1				
3	X <b>1420110850</b>	• • O-RING	2				
4	X <b>1900087028</b>	• • RING, back-up	1				
5	X <b>1420100900</b>	• • O-RING	1				
6	X <b>1900081529</b>	• • RING, back-up	1				
7	X <b>1900047131</b>	• • PACKING, piston	1				
8	<b>1900087998</b>	• TUBE	1				
9	<b>1900047102</b>	• • BUSHING	1				
10	<b>1900087997</b>	• ROD, piston	1				
11	<b>1900081502</b>	• • BUSHING	1				
12	<b>1900087903</b>	• COVER, rod	1				
13	<b>1900087913</b>	• BUSHING	1				
14	<b>1900087908</b>	• HOLDER	1				
15	<b>1900087916</b>	• BEARING, cushion	1				
16	<b>1900087915</b>	• SPACER	1				
17	<b>1900087919</b>	• COLLAR	1				
18	<b>1900087917</b>	• BEARING, cushion	1				
19	<b>1900087906</b>	• PISTON	1				
20	<b>1900087926</b>	• RING, wear	2				
21	<b>1121050808</b>	• SET-SCREW	1				
22	<b>1390020350</b>	• BALL, steel	1				
23	<b>1900081505</b>	• BEARING, cushion	1				
24	<b>1900076335</b>	• SEAL, cushion	1				
25	<b>1900047114</b>	• RING, snap	1				
26	<b>1900047122</b>	• STOPPER	2				
27	<b>1900047023</b>	• SEAL, dust	4				
28	<b>1900081528</b>	• PIPE ASSY	1				
29	<b>1900081519</b>	• NIPPLE	1				
30	<b>1100051016</b>	• BOLT	1				
31	<b>1141110010</b>	• WASHER	1				
32	<b>1560001900</b>	• FITTING, grease	1				
	<b>K3h421</b>						

TB153FR Book No. BJ2Z004 S/N 15820004-  
OFFSET CYLINDER



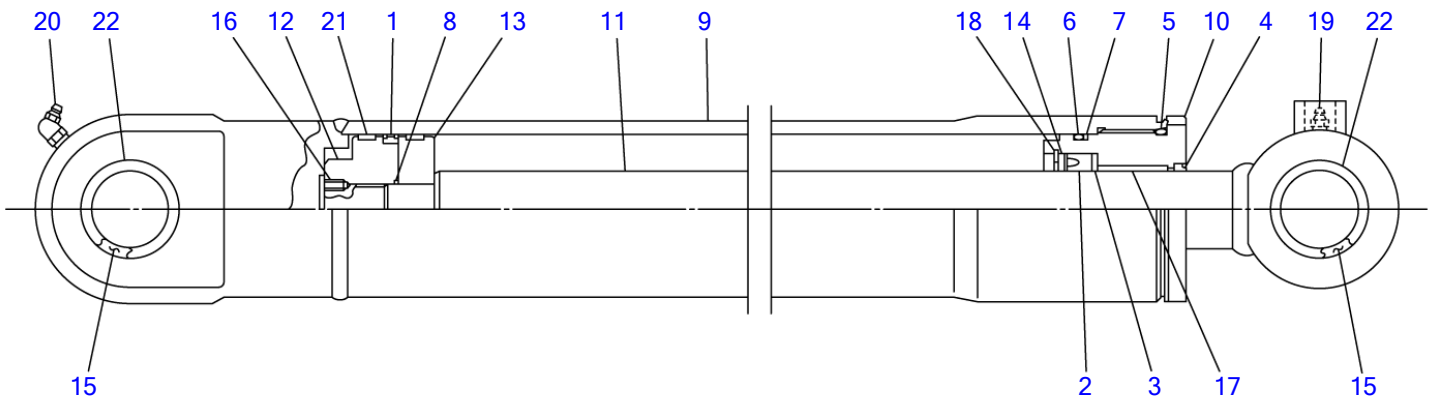
J1H220

S=free

**OFFSET CYLINDER**

Item	Part number	Description	Q'ty	Chan.	Serial No.	Serv.	Remarks
0	<b>1900092300</b>	CYLINDER ASSY	1				offset
0-1	<b>1900092399</b>	▪ KIT, seal	1				
1	X <b>1900047033</b>	▪ ▪ PACKING, rod	1				
2	X <b>1900070831</b>	▪ ▪ SEAL, dust	1				
3	X <b>1420110950</b>	▪ ▪ O-RING	2				
4	X <b>1900086928</b>	▪ ▪ RING, back-up	1				
5	X <b>1420101000</b>	▪ ▪ O-RING	1				
6	X <b>1900063728</b>	▪ ▪ RING, back-up	1				
7	X <b>1900047031</b>	▪ ▪ PACKING, piston	1				
8	<b>1900092398</b>	▪ TUBE KIT	1				
9	<b>1900083602</b>	▪ ▪ BUSHING	1				
10	<b>1900092397</b>	▪ ROD KIT, piston	1				
11	<b>1900083602</b>	▪ ▪ BUSHING	1				
12	<b>1900087803</b>	▪ COVER, rod	1				
13	<b>1900087813</b>	▪ BUSHING	1				
14	<b>1900086908</b>	▪ HOLDER	1				
15	<b>1900086916</b>	▪ RING, cushion	1				
16	<b>1900086919</b>	▪ COLLAR	1				
17	<b>1900087815</b>	▪ SPACER	1				
18	<b>1900087816</b>	▪ CUSHION, rod	1				
19	<b>1900087806</b>	▪ PISTON	1				
20	<b>1900089525</b>	▪ RING, wear	2				
21	<b>1121041010</b>	▪ SET-SCREW	1				
22	<b>1390020400</b>	▪ BALL, steel	1				
23	<b>1900047423</b>	▪ SEAL, dust	4				
	<b>J1h221</b>						

TB153FR Book No. BJ2Z004 S/N 15820004-  
BUCKET CYLINDER



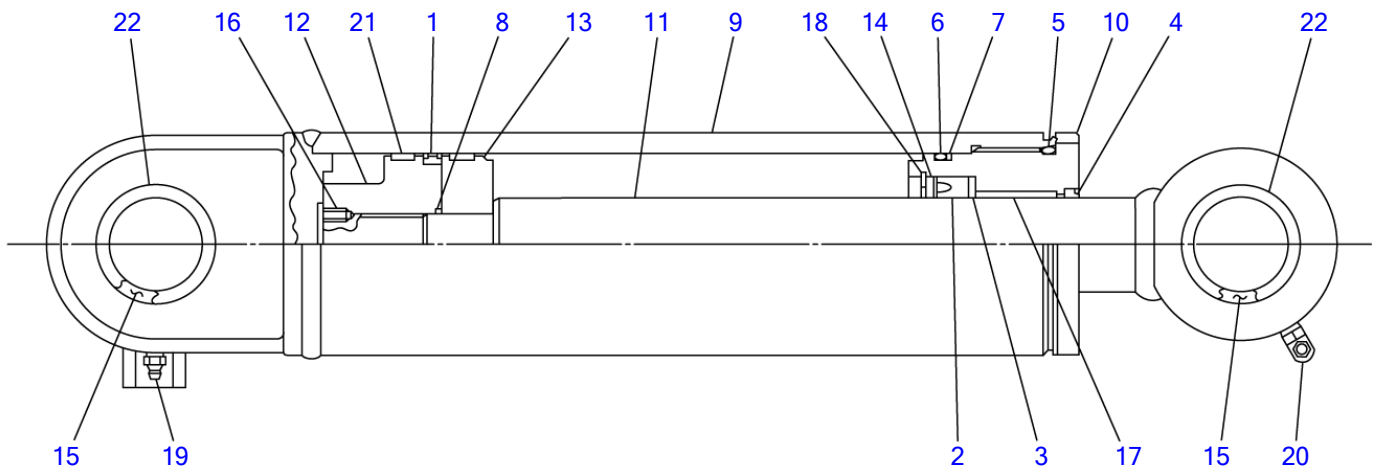
K3H180

S=FREE

**BUCKET CYLINDER**

Item	Part number	Description	Q'ty	Chan.	Serial No.	Serv.	Remarks
0	<b>1900075800</b>	CYLINDER ASSY	1				bucket
0-1	<b>1900075899</b>	KIT, seal	1				
1	X <b>1410220800</b>	• • PACKING, piston	1				
2	X <b>1410545612</b>	• • PACKING, rod	1				
3	X <b>1411261453</b>	• • RING, back-up	1				
4	X <b>1900075823</b>	• • SEAL, dust	1				
5	X <b>1420110800</b>	• • O-RING	1				
6	X <b>1420110750</b>	• • O-RING	1				
7	X <b>1421130750</b>	• • RING, back-up	1				
8	X <b>1420110750</b>	• • O-RING	1				
9	<b>1900075807</b>	• TUBE	1				
10	<b>1900075803</b>	• COVER, rod	1				
11	<b>1900075801</b>	• ROD, piston	1				
12	<b>1900059606</b>	• PISTON	1				
13	<b>1900075855</b>	• HOLDER, packing	1				
14	<b>1900075808</b>	• HOLDER, packing rod	1				
15	<b>1900075802</b>	• BUSHING	2				
16	<b>1121050812</b>	• SET-SCREW	1				
17	<b>1333004540</b>	• BUSHING	1				
18	<b>1221000060</b>	• RING, snap	1				
19	<b>1560001000</b>	• FITTING, grease	1				
20	<b>1560001675</b>	• FITTING, grease	1				
21	<b>1410810800</b>	• RING, wear	2				
22	<b>1432200045</b>	• SEAL, dust	4				
	<b>K3h182</b>						

TB153FR Book No. BJ2Z004 S/N 15820004-  
DOZER BLADE CYLINDER



K3H200

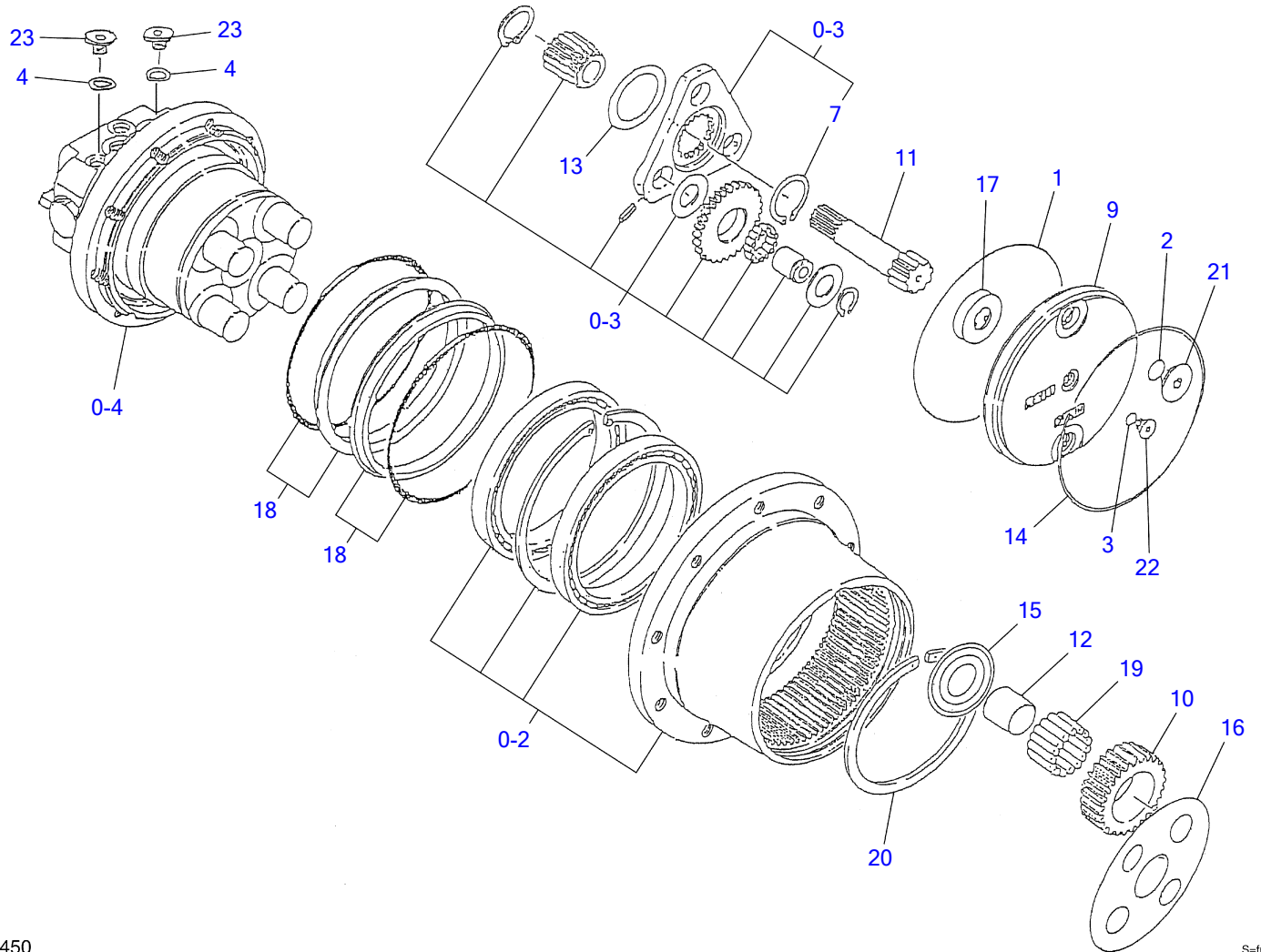
S=FREE



**DOZER BLADE CYLINDER**

Item	Part number	Description	Q'ty	Chan.	Serial No.	Serv.	Remarks
0	<b>1900077100</b>	CYLINDER ASSY	1				blade
0-1	<b>1900077199</b>	• KIT, seal	1				
1	X <b>1410221100</b>	• • PACKING, piston	1				
2	X <b>1410560762</b>	• • PACKING, rod	1				
3	X <b>1411276603</b>	• • RING, back-up	1				
4	X <b>1900077123</b>	• • SEAL, dust	1				
5	X <b>1420111100</b>	• • O-RING	1				
6	X <b>1420111050</b>	• • O-RING	1				
7	X <b>1421131050</b>	• • RING, back-up	1				
8	X <b>1420110450</b>	• • O-RING	1				
9	<b>1900077107</b>	• TUBE	1				
10	<b>1900077103</b>	• COVER, rod	1				
11	<b>1900077101</b>	• ROD, piston	1				
12	<b>1900077106</b>	• PISTON	1				
13	<b>1900077155</b>	• HOLDER, packing	1				
14	<b>1900077108</b>	• HOLDER, rod packing	1				
15	<b>1900077102</b>	• BUSHING	2				
16	<b>1121050812</b>	• SET-SCREW	1				
17	<b>1333006040</b>	• BUSHING	1				
18	<b>1221000075</b>	• RING, snap	1				
19	<b>1560001000</b>	• FITTING, grease	1				
20	<b>1560001675</b>	• FITTING, grease	1				
21	<b>1410811100</b>	• RING, wear	2				
22	<b>1432200055</b>	• SEAL, dust	4				
	<b>K3h202</b>						

TB153FR Book No. BJ2Z004 S/N 15820004-  
TRAVEL MOTOR (1/3) (reduction sec.)



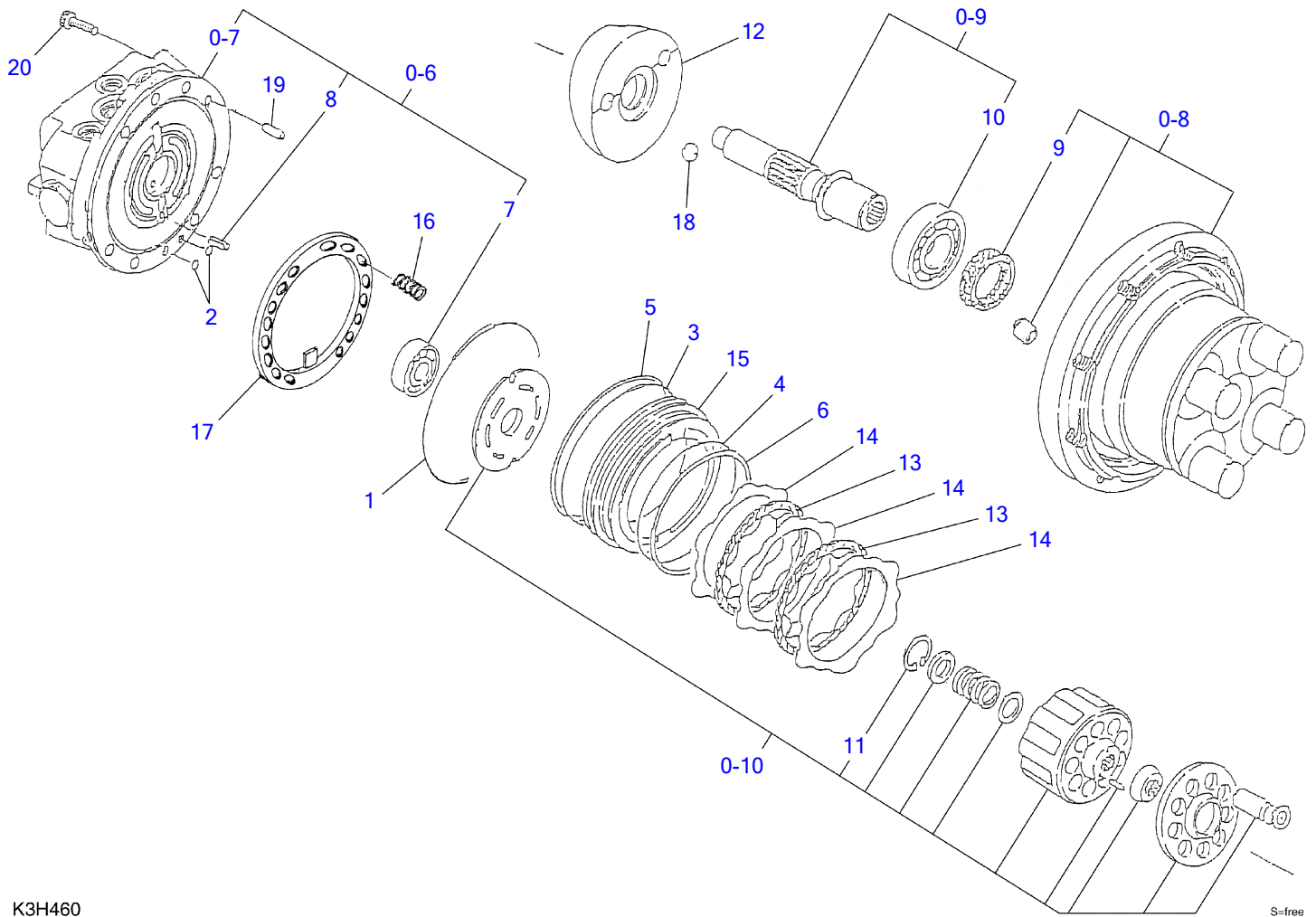
K3H450

S=free

**TRAVEL MOTOR (1/3) (reduction sec.)**

Item	Part number	Description	Q'ty	Chan.	Serial No.	Serv.	Remarks
0	<b>1903124800</b>	MOTOR ASSY, travel	1				
0-1	<b>1903119599</b>	• KIT, seal	1				
1	X <b>1420300264</b>	• • O-RING	1				
2	X <b>1420010140</b>	• • O-RING	2				
3	X <b>1420010080</b>	• • O-RING	1				
4	X <b>1420010110</b>	• • O-RING	2				
0-2	<b>1903124898</b>	• KIT, body	1				
0-3	<b>1903124897</b>	• KIT, carrier2	1				
7	<b>1220000035</b>	• • RING, snap	4				
9	<b>1903119502</b>	• COVER	1				
10	<b>1903124806</b>	• GEAR	4				
11	<b>1903124809</b>	• GEAR	1				
12	<b>1903124810</b>	• RING	4				
13	<b>1903124812</b>	• WASHER	1				
14	<b>1903119513</b>	• RING, snap	1				
15	<b>1903124814</b>	• PLATE	4				
16	<b>1903124815</b>	• PLATE	1				
17	<b>1903118916</b>	• RING	1				
18	<b>1903124817</b>	• SEAL, floating	2				
19	<b>1903124820</b>	• BEARING	136				
20	<b>1903119523</b>	• RING, snap	1				
21	<b>1903118932</b>	• PLUG	2				
22	<b>1903118933</b>	• PLUG	1				
23	<b>1903901930</b>	• PLUG	2				
0-4	<b>1903907300</b>	• MOTOR, hydraulic	1				
	<b>K3h451</b>						

TB153FR Book No. BJ2Z004 S/N 15820004-  
TRAVEL MOTOR (2/3) (motor sec.)



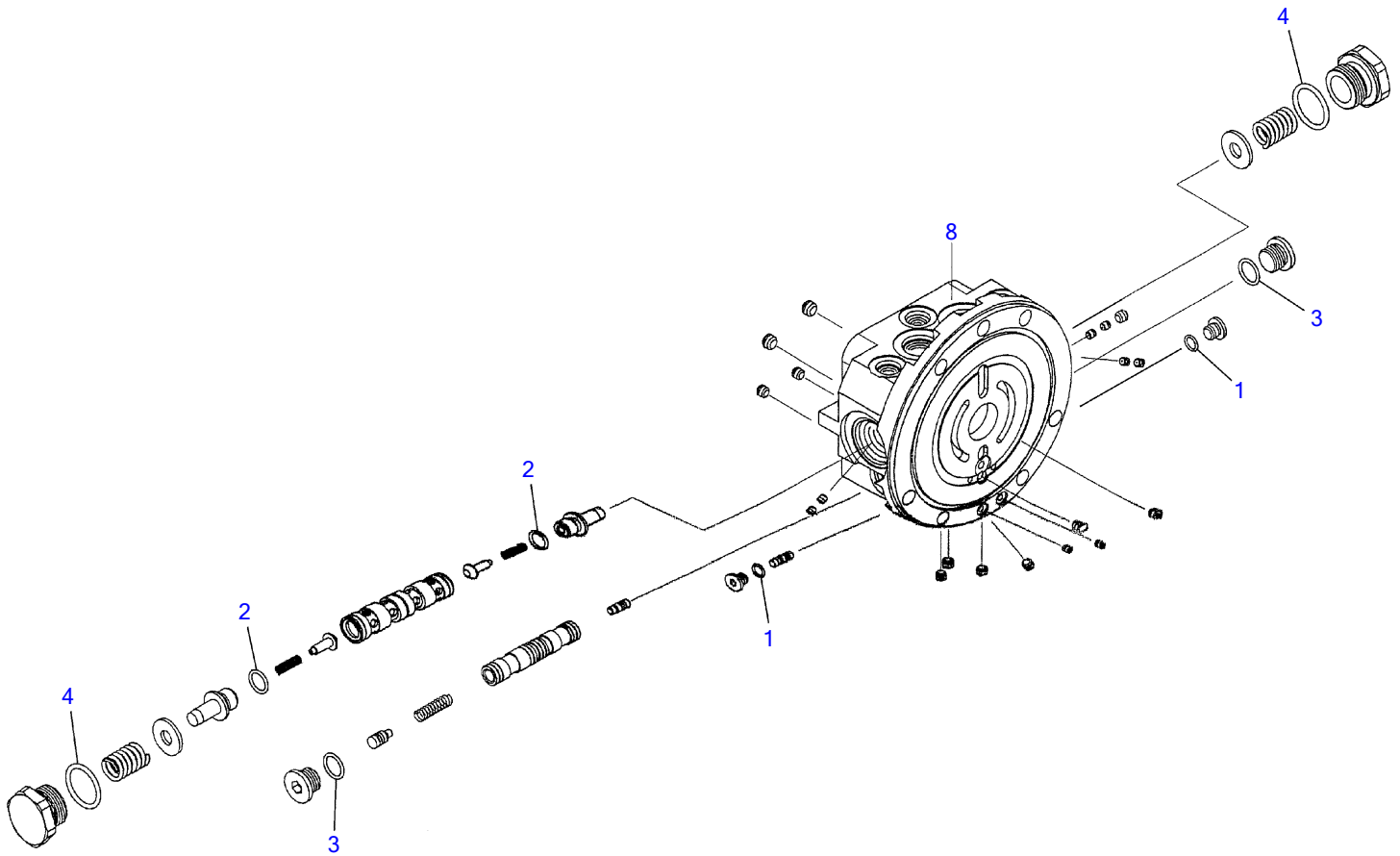
K3H460

S=free

TRAVEL MOTOR (2/3) (motor sec.)

Item	Part number	Description	Q'ty	Chan.	Serial No.	Serv.	Remarks
0	<b>1903124800</b>	MOTOR ASSY, travel	1				
0-4	<b>1903907300</b>	· MOTOR, hydraulic	1				
0-5	<b>1903907399</b>	· · KIT, seal	1				
1	X <b>1420111350</b>	· · · O-RING	1				
2	X <b>1420010070</b>	· · · O-RING	2				
3	X <b>1420111250</b>	· · · O-RING	1				
4	X <b>1420111150</b>	· · · O-RING	1				
5	X <b>1421131250</b>	· · · RING, back-up	1				
6	X <b>1421131150</b>	· · · RING, back-up	1				
0-6	<b>1903907398</b>	· · KIT, body1	1				
0-7	X <b>*****</b>	· · · BODY ASSY	1				
7	<b>1300006206</b>	· · · BEARNIG	1				
8	<b>1213000616</b>	· · · PIN, spring	1				
0-8	<b>1903907397</b>	· · KIT, body2	1				
9	<b>1903902319</b>	· · · SEAL, oil	1				
0-9	<b>1903907396</b>	· · SHAFT ASSY	1				
10	<b>1300006206</b>	· · · BEARING	1				
0-10	<b>1903907395</b>	· · BARREL KIT, cylinder	1				
11	<b>1221000035</b>	· · · RING, snap	1				
12	<b>1903907310</b>	· · PLATE	1				
13	<b>1903904615</b>	· · PLATE	2				
14	<b>1903907316</b>	· · PLATE	3				
15	<b>1903907317</b>	· · PISTON	1				
16	<b>1903907319</b>	· · SPRING	10				
17	<b>1903907320</b>	· · RETAINER	1				
18	<b>1390021000</b>	· · BALL, steel	2				
19	<b>1212010815</b>	· · PIN	2				
20	<b>1110021025</b>	· · SCREW, cap	7				
	<b>K3h460</b>						

TB153FR Book No. BJ2Z004 S/N 15820004-  
TRAVEL MOTOR (3/3) (valve sec.)



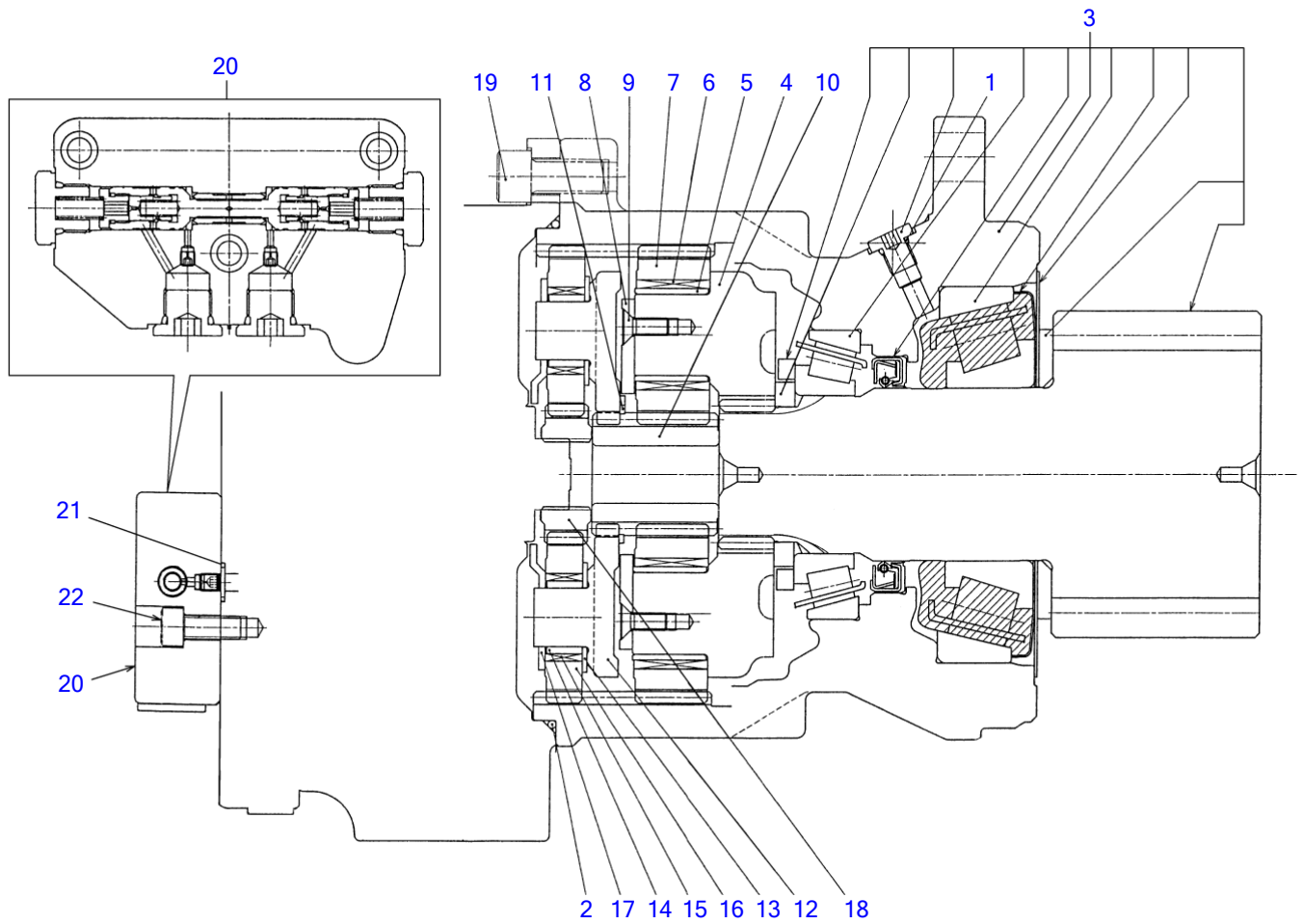
K3H470

S=free

**TRAVEL MOTOR (3/3) (valve sec.)**

Item	Part number	Description	Q'ty	Chan.	Serial No.	Serv.	Remarks
0	<b>1903124800</b>	MOTOR ASSY, travel	1				
0-7	X *****	▪ BODY ASSY	1				
0-8	<b>1903907393</b>	▪ ▪ KIT, seal	1				
1	<b>1420010080</b>	▪ ▪ ▪ O-RING	2				
2	<b>1420000125</b>	▪ ▪ ▪ O-RING	2				
3	<b>1420010140</b>	▪ ▪ ▪ O-RING	2				
4	<b>1420010250</b>	▪ ▪ ▪ O-RING	2				
	<b>K3h470</b>						

TB153FR Book No. BJ2Z004 S/N 15820004-  
SLEW MOTOR (1/2) (reduction sec.)



K3H263

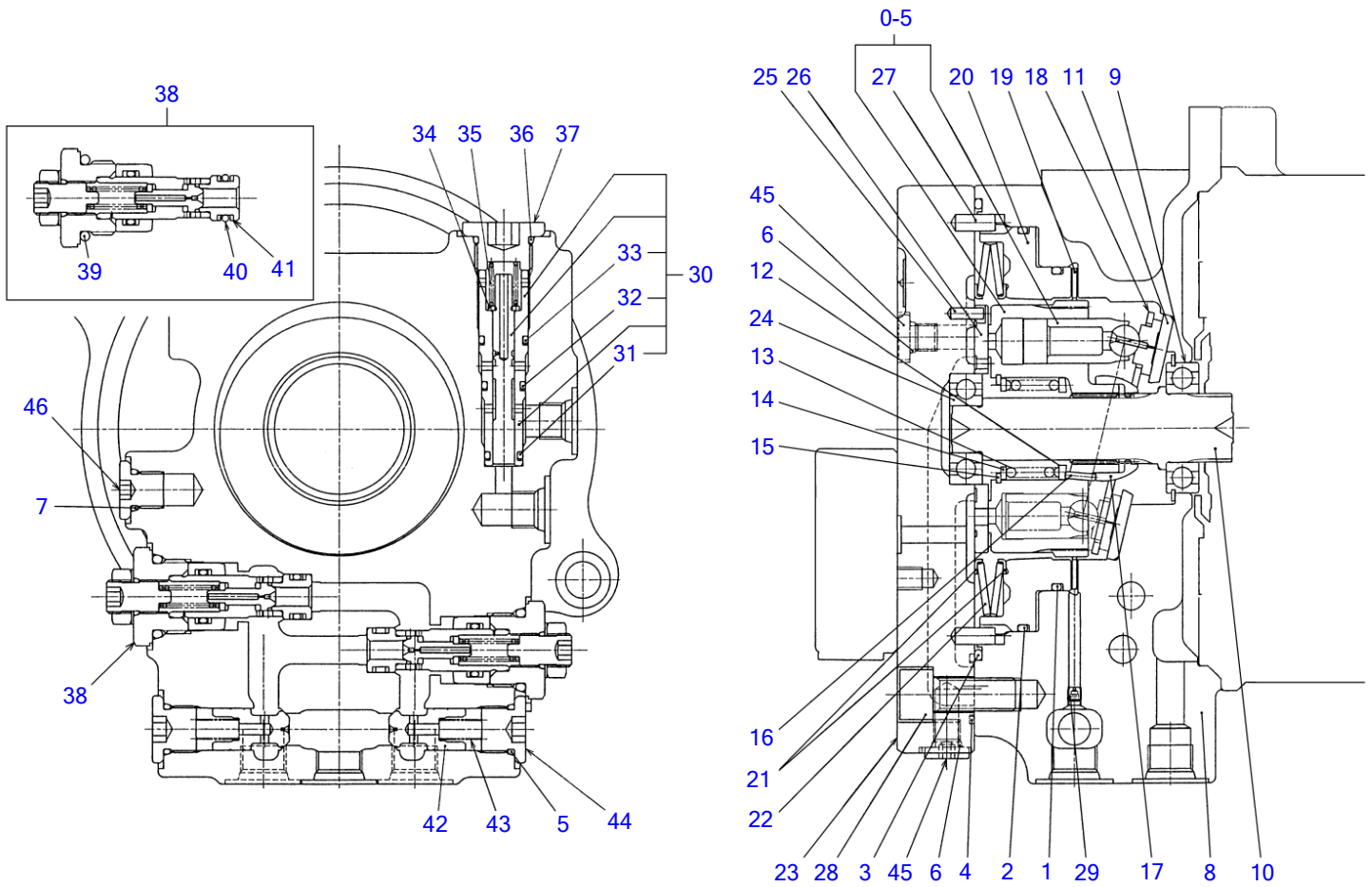
S=free



**SLEW MOTOR (1/2) (reduction sec.)**

Item	Part number	Description	Q'ty	Chan.	Serial No.	Serv.	Remarks
0	<b>1903125500</b>	MOTOR ASSY, slew	1				
0-1	X *****	• GEAR, reduction	1				X19129-07700
0-2	<b>1912907799</b>	• • KIT, seal	1				
1	X <b>1420010080</b>	• • • O-RING	1				
2	X <b>1420300260</b>	• • • O-RING	1				
3	<b>1912907798</b>	• • HOUSING ASSY	1				
4	<b>1912907011</b>	• • HOLDER	1				
5	<b>1912905415</b>	• • LACE, inner	4				
6	<b>1912905416</b>	• • BEARING	4				
7	<b>1912904517</b>	• • GEAR	4				
8	<b>1912907015</b>	• • PLATE, thrust	1				
9	<b>1912900714</b>	• • SCREW	4				
10	<b>1912906009</b>	• • GEAR	1				
11	<b>1220000042</b>	• • RING, snap	1				
12	<b>1912907019</b>	• • HOLDER	1				
13	<b>1912907020</b>	• • WASHER, thrust	3				
14	<b>1912900720</b>	• • LACE, inner	3				
15	<b>1912905422</b>	• • CAGE&ROLLER	3				
16	<b>1912907023</b>	• • GEAR	3				
17	<b>1912907097</b>	• • PLATE, thrust	1				
18	<b>1912907025</b>	• • GEAR	1				
19	<b>1110041230</b>	• SCREW, cap	2				
20	<b>1903119920</b>	• VALVE ASSY	1				
21	<b>1420010100</b>	• O-RING	3				
22	<b>1110040820</b>	• SCREW, cap	3				
	<b>J2h180</b>						

TB153FR Book No. BJ2Z004 S/N 15820004-  
SLEW MOTOR (2/2) (motor sec.)



K3H274

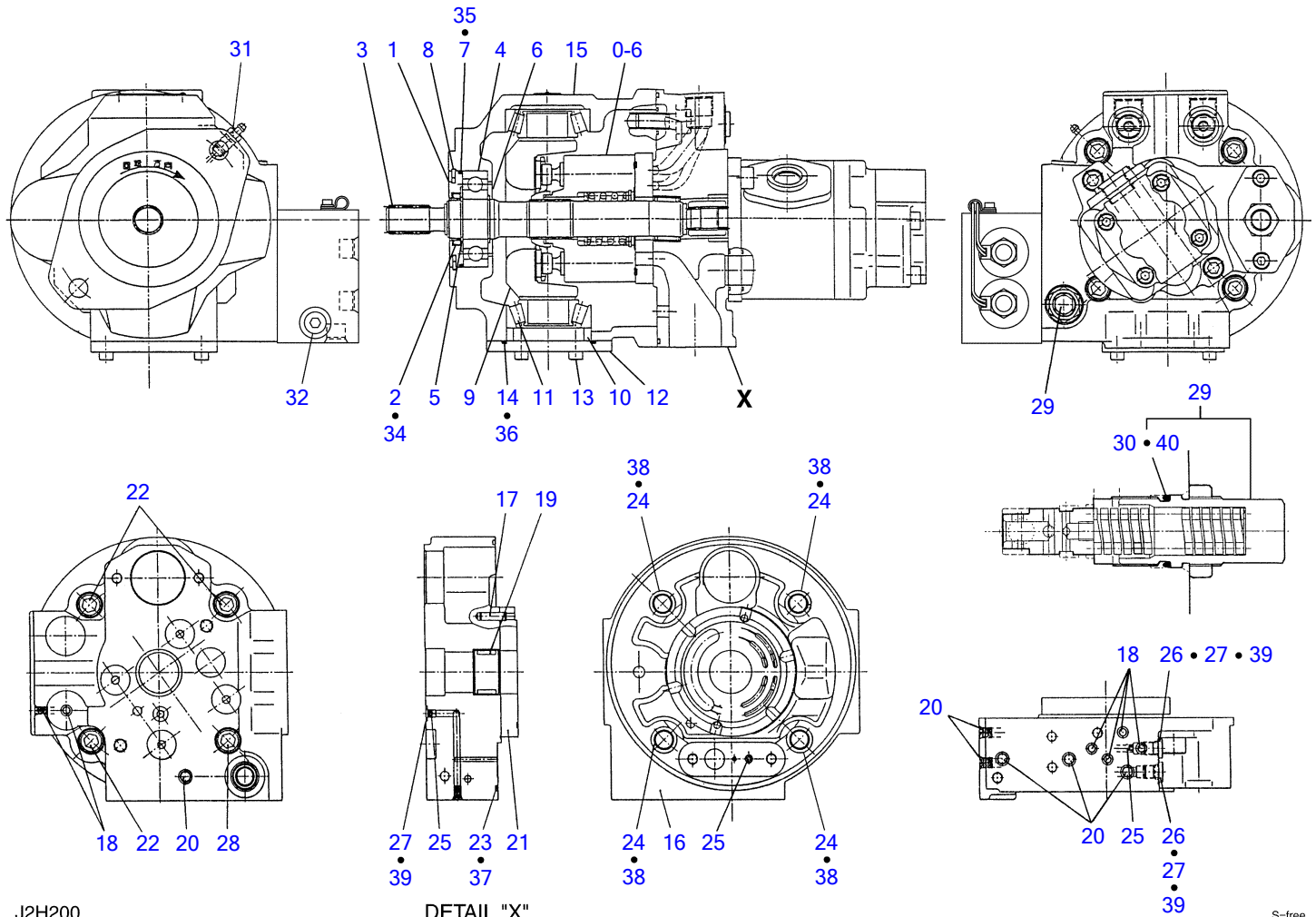
S=free

**SLEW MOTOR (2/2) (motor sec.)**

Item	Part number	Description	Q'ty	Chan.	Serial No.	Serv.	Remarks
0	<b>1903125500</b>	MOTOR ASSY, slew	1				
0-3	X *****	• MOTOR, piston	1				X19039-07600
0-4	<b>1903906799</b>	• • KIT, seal	1				
1	X <b>1420111100</b>	• • • O-RING	1				
2	X <b>1420111350</b>	• • • O-RING	1				
3	X <b>1903007227</b>	• • • O-RING	1				
4	X <b>1420010210</b>	• • • O-RING	2				
5	X <b>1420010140</b>	• • • O-RING	2				
6	X <b>1420010080</b>	• • • O-RING	2				
7	X <b>1420010110</b>	• • • O-RING	1				
8	<b>1903906701</b>	• • CASE	1				
9	<b>1903904502</b>	• • BEARING, ball	1				
10	<b>1903904503</b>	• • SHAFT	1				
11	<b>1903904504</b>	• • PLATE, thrust	1				
0-5	<b>1903120698</b>	• • KIT, cylinder block	1				
12	<b>1903106808</b>	• • COLLAR	1				
13	<b>1903904507</b>	• • SPRING	1				
14	<b>1903904508</b>	• • WASHER	1				
15	<b>1221000037</b>	• • RING, snap	1				
16	<b>1903904510</b>	• • PIN	3				
17	<b>1903106813</b>	• • HOLDER	1				
18	<b>1903904511</b>	• • PLATE	1				
19	<b>1903904514</b>	• • DISK	1				
20	<b>1903904515</b>	• • PISTON	1				
21	<b>1903904518</b>	• • SHEET, spring	2				
22	<b>1903904519</b>	• • SPRING	1				
23	<b>1903904521</b>	• • COVER	1				
24	<b>1903107927</b>	• • BEARING	1				
25	<b>1903005224</b>	• • PIN	1				
26	<b>1903904524</b>	• • PLATE, valve	1				
27	<b>1903904525</b>	• • PIN	2				
28	<b>1110041230</b>	• • SCREW, cap	5				
29	<b>1901802713</b>	• • ORIFICE	1				
30	<b>1901809200</b>	• • VALVE ASSY	1				
31	<b>1420010101</b>	• • • O-RING	1				
32	<b>1420010120</b>	• • • O-RING	1				
33	<b>1420010140</b>	• • • O-RING	1				
34	<b>1141110008</b>	• • WASHER	1				
35	<b>1903906135</b>	• • SPRING	1				
36	<b>1420010180</b>	• • O-RING	1				
37	<b>1903904537</b>	• • PLUG	1				
38	<b>1903906798</b>	• • VALVE ASSY, relief	2				
39	<b>1420010240</b>	• • • O-RING	1				
40	<b>1420010120</b>	• • • O-RING	1				
41	<b>1421020120</b>	• • • RING, back-up	2				
42	<b>1903904539</b>	• • VALVE, check	2				
43	<b>1903904540</b>	• • SPRING	2				
44	<b>1903106843</b>	• • PLUG	2				
45	<b>1912905325</b>	• • PLUG	2				
46	<b>1903108655</b>	• • PLUG	1				

J2h191

TB153FR Book No. BJ2Z004 S/N 15820004-  
HYDRAULIC PUMP (1/3)



J2H200

DETAIL "X"

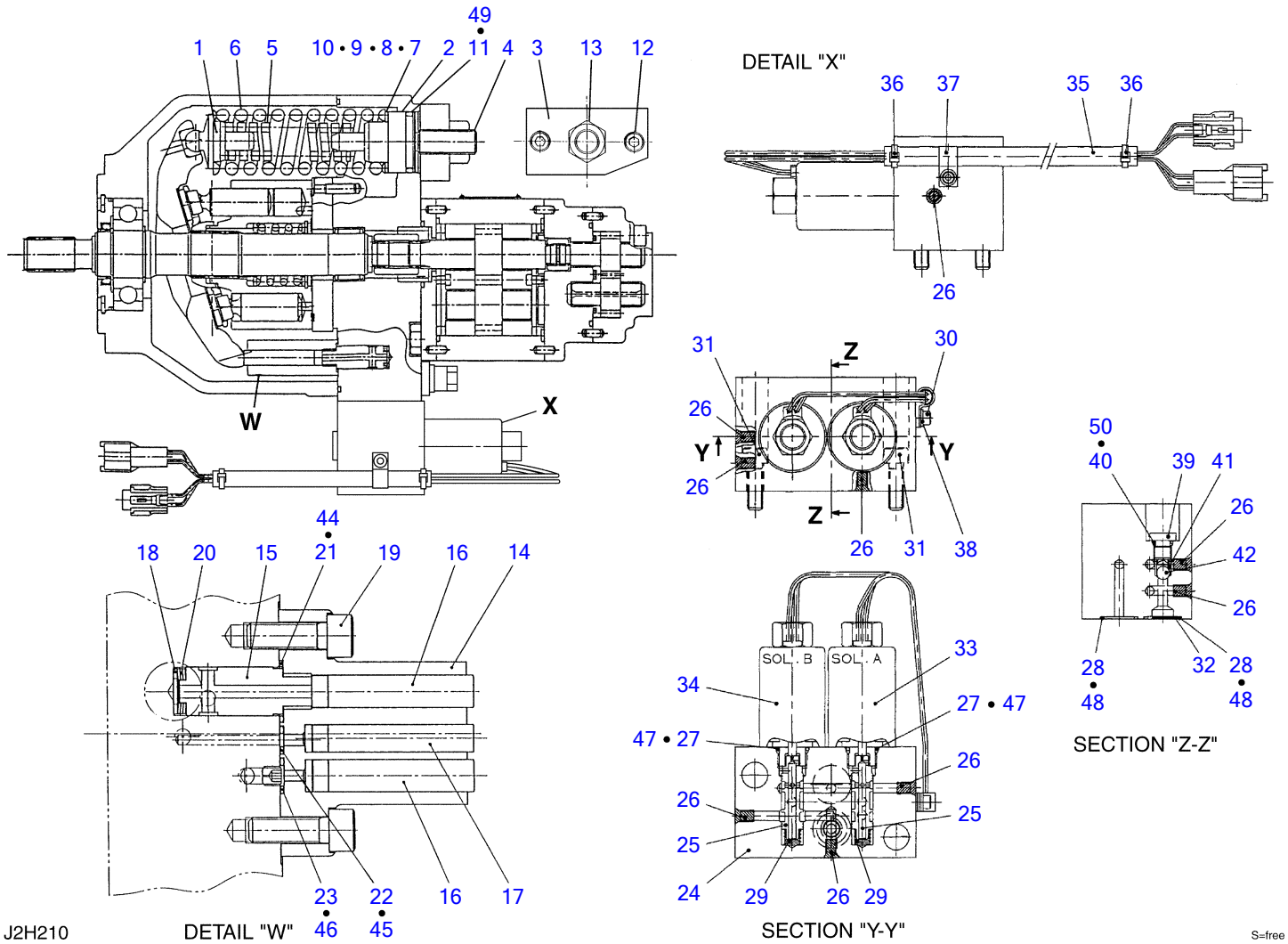
S=free

**HYDRAULIC PUMP (1/3)**

Item	Part number	Description	Q'ty	Chan.	Serial No.	Serv.	Remarks
0	1902022600	PUMP, hydraulic	1				
0-1	1902903400	· SHAFT ASSY	1				
0-2	1902903498	· · CASE ASSY, seal	1				
1	X *****	· · · CASE, seal	1				
2	X *****	· · · SEAL, dust	1				
3	1902903401	· · SHAFT	1				
4	1902903403	· · BEARING	1				
5	1220000028	· · RING, snap	1				
6	1220000030	· · RING, snap	1				
7	1420300147	· · O-RING	1				
8	1221000072	· · RING, snap	1				
0-3	1902017098	· HANGER ASSY	1				
0-4	X *****	· · HANGER ASSY	1				
0-5	1902906798	· · · HANGER SUB ASSY	1				
9	X *****	· · · · HANGER	1				
10	X *****	· · · · PIECE, distance	1				
11	X *****	· · · · BEARING	2				
12	1902903501	· · · PLATE	1				
13	1110020616	· · · SCREW, cap	4				
14	1420300144	· · · O-RING	1				
15	X *****	· · HOUSING	1				
0-6	1902906800	· ROTARY ASSY	1				
0-7	1902906900	· COVER ASSY	1				
0-8	1902906998	· · COVER SUB ASSY	1				
16	X *****	· · · COVER	1				
17	X *****	· · · PIN	2				
18	X *****	· · · PLUG	3				
19	X *****	· · · BEARING	1				
20	X *****	· · · PLUG	3				
21	1902906902	· · PLATE	1				
22	1110021230	· · SCREW, cap	3				
23	1420300168	· · O-RING	1				
24	1902903602	· · O-RING	4				
25	1902903603	· · ORIFICE	3				
26	1902900964	· · PLUG	2				
27	1420010080	· · O-RING	3				
28	1110021255	· · SCREW, cap	1				
29	1901800050	· VALVE, relief	1				
30	1902903602	· · O-RING	1				
31	1902017011	· VALVE	1				
32	1901034371	· PLUG					
33	1902017099	· KIT, seal 1	1				
34	X *****	· · SEAL, dust	1				
35	1420300147	· · O-RING	1				
36	1420300144	· · O-RING	1				
37	1420300168	· · O-RING	1				
38	1902903602	· · O-RING	4				
39	1420010080	· · O-RING	3				
40	1902903602	· · O-RING	1				

J2h201

TB153FR Book No. BJ2Z004 S/N 15820004-  
HYDRAULIC PUMP (2/3)



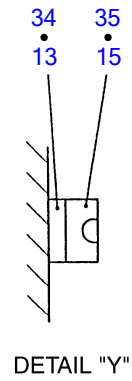
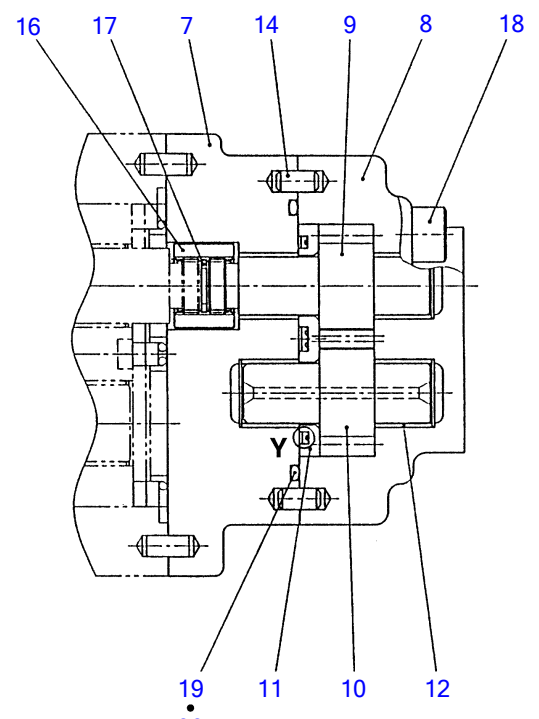
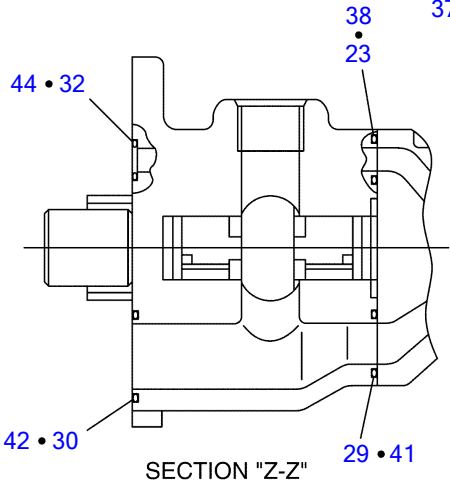
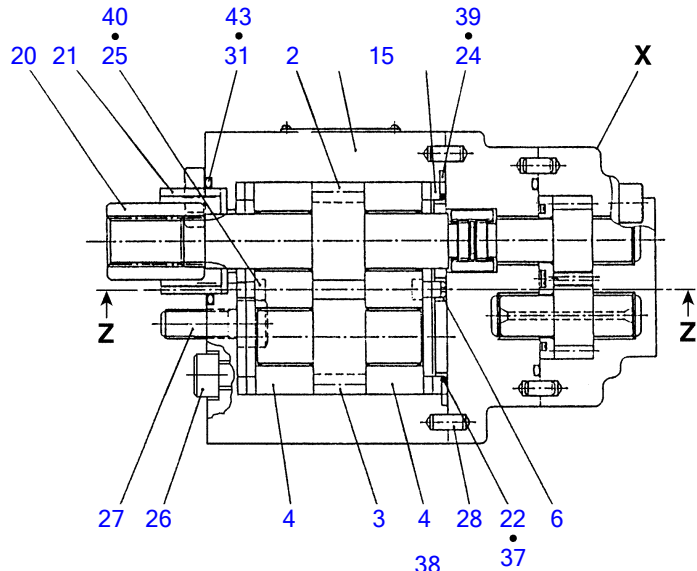
S-free

**HYDRAULIC PUMP (2/3)**

Item	Part number	Description	Q'ty	Chan.	Serial No.	Serv.	Remarks
0	1902022600	PUMP, hydraulic	1				
0-9	1902911300	• SPRING ASSY	1				
1	1902903502	• • HOLDER, spring	1				
2	1902907002	• • HOLDER, spring	1				
3	1902909203	• • COVER	1				
0-10	1902911398	• • SCREW ASSY, adjust	1				
4	1902903505	• • • SCREW	1				
5	1902903506	• • • SPRING	1				
6	1902022613	• • • SPRING	1				
7	1902911334	• • • SHIM t=0.3	2				
8	1902911344	• • • SHIM t=0.5	2				
9	1902903510	• • • SHIM t=1.0	2				
10	1902903511	• • • SHIM t=2.0	2				
11	1420000340	• • O-RING	1				
12	1110020830	• • SCREW, cap	2				
13	1130050016	• • NUT	1				
0-11	1902911400	• CONTROL ASSY, piston	1				
14	1902907101	• • CYLINDER	1				
15	1902911402	• • PISTON	1				
16	1902907103	• • PIN	2				
17	1902911404	• • PIN	1				
18	1902907105	• • HOLDER, spring	1				
19	1110020825	• • SCREW, cap	2				
20	1902903608	• • WASHER, conical	3				
21	1420310016	• • O-RING	1				
22	1420310009	• • O-RING	1				
23	1420310011	• • O-RING	1				
0-12	1902911600	• VALVE ASSY	1				
0-13	1902911698	• • BODY SUB ASSY	1				
24	X *****	• • • BODY	1				
25	X *****	• • • SPOOL	2				
26	1902900727	• • PLUG	7				
27	1420010140	• • O-RING	2				
28	1420300017	• • O-RING	2				
29	1902911606	• • SPRING	2				
30	1110020410	• • SCREW, cap	5				
31	1110020825	• • SCREW, cap	2				
32	1902907309	• • ELEMENT, filter	1				
33	1902911610	• • SOLENOID	1				
34	1902911611	• • SOLENOID	1				
35	1902907313	• • COVER	1				
36	1902907314	• • BAND	2				
37	1902907315	• • CLAMP	1				
38	1141110004	• • WASHER	1				
39	1901729103	• • PLUG	1				
40	1420010080	• • O-RING	1				
41	1901729105	• • SPRING	1				
42	1390010450	• • BALL, steel	1				
43	1902017097	• KIT, seal 2	1				
44	1420310016	• • O-RING	1				
45	1420310009	• • O-RING	1				
46	1420310011	• • O-RING	1				
47	1420010140	• • O-RING	2				
48	1420300017	• • O-RING	2				
49	1420000340	• • O-RING	1				
50	1420010080	• • O-RING	1				

J2h210

TB153FR Book No. BJ2Z004 S/N 15820004-  
HYDRAULIC PUMP (3/3)



J2H220

SECTION "Z-Z"

DETAIL "X"

DETAIL "Y"

S-free

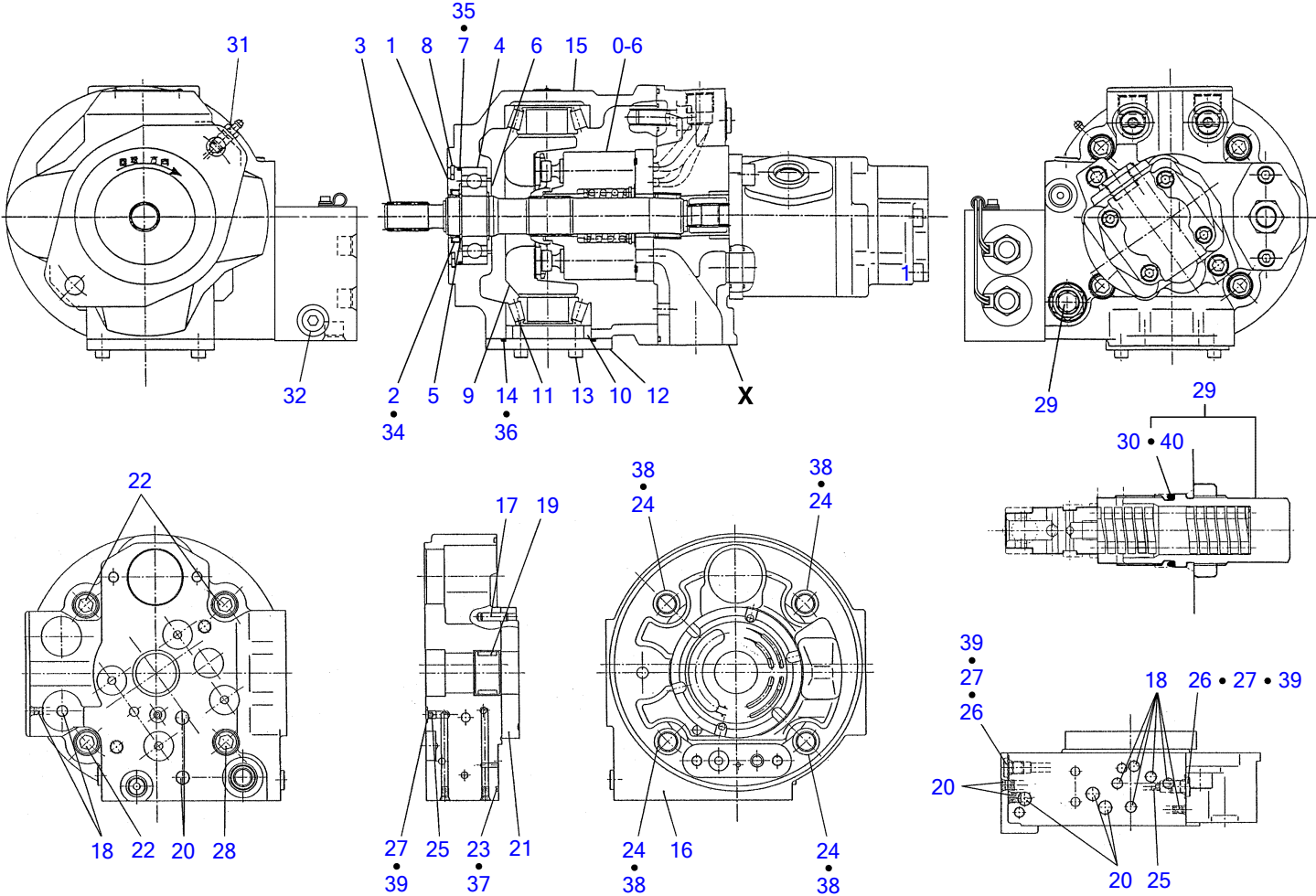


**HYDRAULIC PUMP (3/3)**

Item	Part number	Description	Q'ty	Chan.	Serial No.	Serv.	Remarks
0	<b>1902022600</b>	PUMP, hydraulic	1				
0-14	<b>1902911500</b>	· PUMP ASSY, gear	1				
0-15	<b>1902911598</b>	· · KIT, body	1				
1	X *****	· · · CASE	1				
2	X *****	· · · GEAR	1				
3	X *****	· · · GEAR	1				
4	X *****	· · · PLATE, side	2				
5	<b>1902909310</b>	· · PLATE	2				
6	<b>1902901609</b>	· · GUIDE	2				
0-16	<b>1902907400</b>	· · PUMP ASSY, sub gear	1				
0-17	<b>1902907498</b>	· · · KIT, body	1				
7	X *****	· · · · FRAME	1				
8	X *****	· · · · HOUSING	1				
9	X *****	· · · · GEAR	1				
10	X *****	· · · · GEAR	1				
11	X *****	· · · · PLATE, side	1				
12	X *****	· · · · METAL	4				
13	<b>1902905907</b>	· · · RING, back-up	1				
14	<b>1902900716</b>	· · · PIN	2				
15	<b>1902905908</b>	· · · RING	1				
16	<b>1902905909</b>	· · · RING	1				
17	<b>1221000012</b>	· · · RING, snap	1				
18	<b>1110020840</b>	· · · SCREW, cap	4				
19	<b>1420300138</b>	· · · O-RING	1				
20	<b>1902907212</b>	· · COUPLING	1				
21	<b>1902907213</b>	· · BUSHING	1				
22	<b>1902907214</b>	· · O-RING	2				
23	<b>1420310014</b>	· · O-RING	1				
24	<b>1902901611</b>	· · RING	1				
25	<b>1902903714</b>	· · RING	2				
26	<b>1110021090</b>	· · SCREW, cap	4				
27	<b>1110021025</b>	· · SCREW, cap	2				
28	<b>1902900716</b>	· · PIN	2				
29	<b>1420300018</b>	· · O-RING	1				
30	<b>1420300023</b>	· · O-RING	1				
31	<b>1420300128</b>	· · O-RING	1				
32	<b>1420010100</b>	· · O-RING	1				
33	<b>1902911599</b>	· KIT, seal	1				
34	<b>1902905907</b>	· · RING, back-up	1				
35	<b>1902905908</b>	· · RING	1				
36	<b>1420300138</b>	· · O-RING	1				
37	<b>1902907214</b>	· · O-RING	2				
38	<b>1420310014</b>	· · O-RING	1				
39	<b>1902901611</b>	· · RING	1				
40	<b>1902903714</b>	· · RING	2				
41	<b>1420300018</b>	· · O-RING	1				
42	<b>1420300023</b>	· · O-RING	1				
43	<b>1420300128</b>	· · O-RING	1				
44	<b>1420010100</b>	· · O-RING	1				

**J2h220**

TB153FR Book No. BJ2Z004 S/N 15820004-  
 HYDRAULIC PUMP (1/3) (for air conditioner)



J2H230

DETAIL "X"

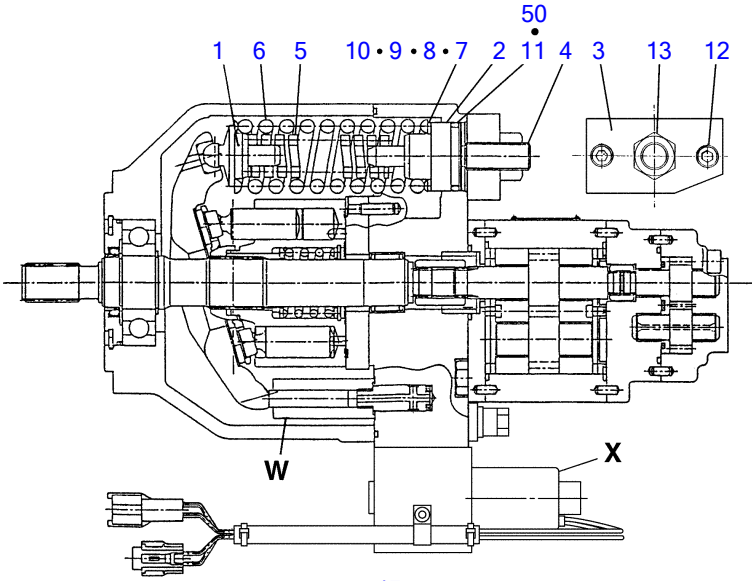
S=free

**HYDRAULIC PUMP (1/3) (for air conditioner)**

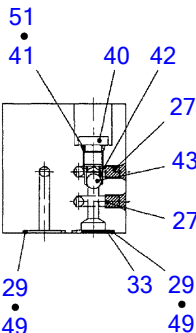
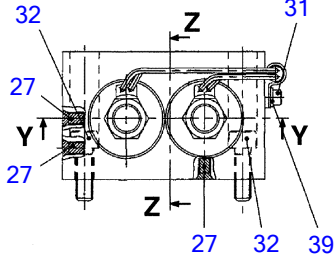
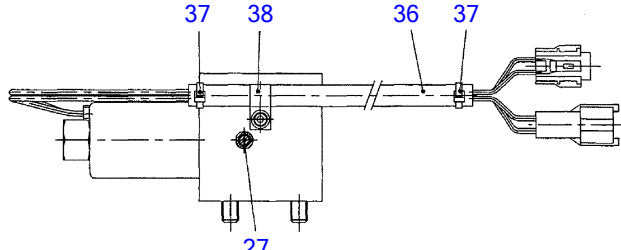
Item	Part number	Description	Q'ty	Chan.	Serial No.	Serv.	Remarks
0	1902022000	PUMP, hydraulic	1				
0-1	1902903400	· SHAFT ASSY	1				
0-2	1902903498	· · CASE ASSY, seal	1				
1	X *****	· · · CASE, seal	1				
2	X *****	· · · SEAL, dust	1				
3	1902903401	· · SHAFT	1				
4	1902903403	· · BEARING	1				
5	1220000028	· · RING, snap	1				
6	1220000030	· · RING, snap	1				
7	1420300147	· · O-RING	1				
8	1221000072	· · RING, snap	1				
0-3	1902017098	· HANGER ASSY	1				
0-4	X *****	· · HANGER ASSY	1				
0-5	1902906798	· · · HANGER SUB ASSY	1				
9	X *****	· · · · HANGER	1				
10	X *****	· · · · PIECE, distance	1				
11	X *****	· · · · BEARING	2				
12	1902903501	· · · PLATE	1				
13	1110020616	· · · SCREW, cap	4				
14	1420300144	· · · O-RING	1				
15	X *****	· · HOUSING	1				
0-6	1902906800	· ROTARY ASSY	1				
0-7	1902907500	· COVER ASSY	1				
0-8	1902907598	· · COVER SUB ASSY	1				
16	X *****	· · · COVER	1				
17	X *****	· · · PIN	2				
18	X *****	· · · PLUG	3				
19	X *****	· · · BEARING	1				
20	X *****	· · · PLUG	3				
21	1902906902	· · PLATE	1				
22	1110021230	· · SCREW, cap	3				
23	1420300168	· · O-RING	1				
24	1902903602	· · O-RING	4				
25	1902903603	· · ORIFICE	3				
26	1902905703	· · PLUG	2				
27	1420010080	· · O-RING	3				
28	1110021255	· · SCREW, cap	1				
29	1901800050	· VALVE, relief	1				
30	1902903602	· · O-RING	1				
31	1902017011	· VALVE	1				
32	1901034371	· PLUG					
33	1902017099	· KIT, seal 1	1				
34	X *****	· · SEAL, dust	1				
35	1420300147	· · O-RING	1				
36	1420300144	· · O-RING	1				
37	1420300168	· · O-RING	1				
38	1902903602	· · O-RING	4				
39	1420010080	· · O-RING	3				
40	1902903602	· · O-RING	1				

J2h231

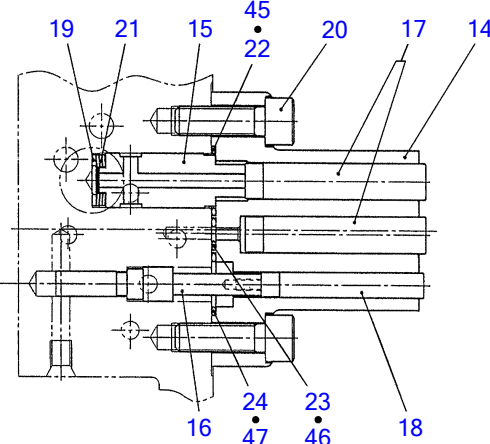
TB153FR Book No. BJ2Z004 S/N 15820004-  
 HYDRAULIC PUMP (2/3) (for air conditioner)



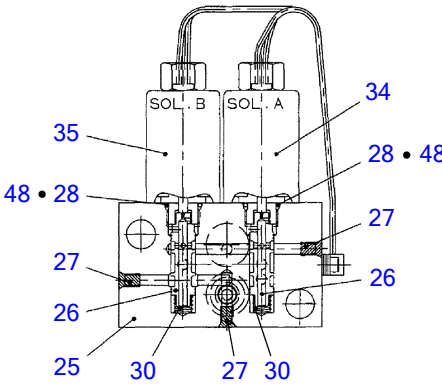
DETAIL "X"



SECTION "Z-Z"



DETAIL "W"



SECTION "Y-Y"

J2H240

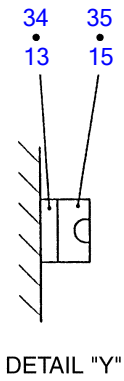
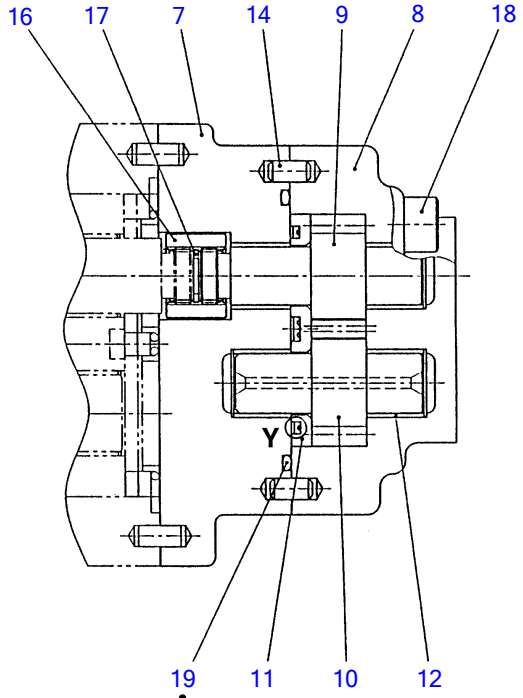
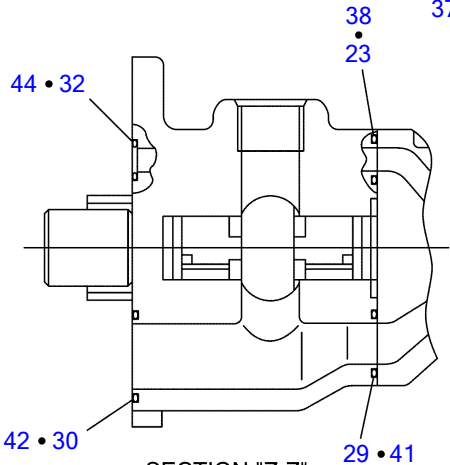
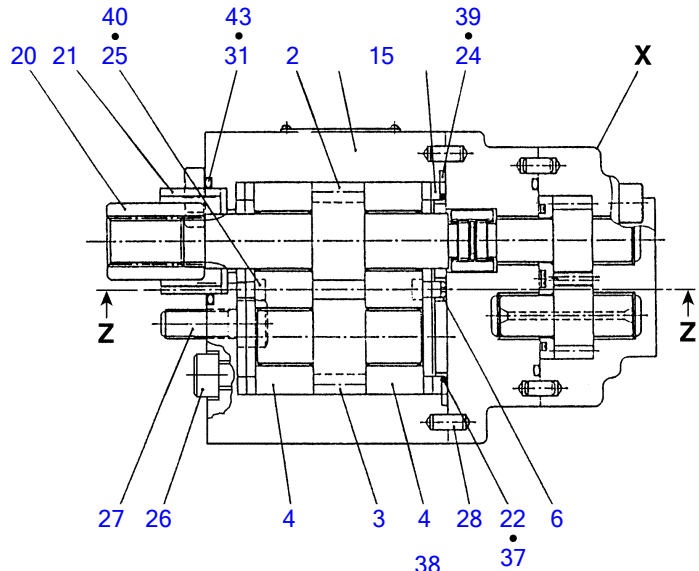
S-free

**HYDRAULIC PUMP (2/3) (for air conditioner)**

Item	Part number	Description	Q'ty	Chan.	Serial No.	Serv.	Remarks
0	1902022000	PUMP, hydraulic	1				
0-9	1902911300	• SPRING ASSY	1				
1	1902903502	• • HOLDER, spring	1				
2	1902907002	• • HOLDER, spring	1				
3	1902909203	• • COVER	1				
0-10	1902911398	• • SCREW ASSY, adjust	1				
4	1902903505	• • • SCREW	1				
5	1902903506	• • • SPRING	1				
6	1902022613	• • • SPRING	1				
7	1902911334	• • • SHIM t=0.3	2				
8	1902911344	• • • SHIM t=0.5	2				
9	1902903510	• • • SHIM t=1.0	2				
10	1902903511	• • • SHIM t=2.0	2				
11	1420000340	• • O-RING	1				
12	1110020830	• • SCREW, cap	2				
13	1130050016	• • NUT	1				
0-11	1902911700	• CONTROL ASSY, piston	1				
14	1902907601	• • CYLINDER	1				
15	1902911402	• • PISTON	1				
16	1902907611	• • PISTON	1				
17	1902907103	• • PIN	2				
18	1902907604	• • PIN	1				
19	1902907105	• • HOLDER, spring	1				
20	1110020825	• • SCREW, cap	2				
21	1902903608	• • WASHER, conical	3				
22	1420310016	• • O-RING	1				
23	1420310009	• • O-RING	1				
24	1420310015	• • O-RING	1				
0-12	1902911600	• VALVE ASSY	1				
0-13	1902911698	• • BODY SUB ASSY	1				
25	X *****	• • • BODY	1				
26	X *****	• • • SPOOL	2				
27	1902900727	• • PLUG	7				
28	1420010140	• • O-RING	2				
29	1420300017	• • O-RING	2				
30	1902911606	• • SPRING	2				
31	1110020410	• • SCREW, cap	5				
32	1110020825	• • SCREW, cap	2				
33	1902907309	• • ELEMENT, filter	1				
34	1902911610	• • SOLENOID	1				
35	1902911611	• • SOLENOID	1				
36	1902907313	• • COVER	1				
37	1902907314	• • BAND	2				
38	1902907315	• • CLAMP	1				
39	1141110004	• • WASHER	1				
40	1901729103	• • PLUG	1				
41	1420010080	• • O-RING	1				
42	1901729105	• • SPRING	1				
43	1390010450	• • BALL, steel	1				
44	1902017097	• KIT, seal 2	1				
45	1420310016	• • O-RING	1				
46	1420310009	• • O-RING	1				
47	1420310015	• • O-RING	1				
48	1420010140	• • O-RING	2				
49	1420300017	• • O-RING	2				
50	1420000340	• • O-RING	1				
51	1420010080	• • O-RING	1				

J2h240

TB153FR Book No. BJ2Z004 S/N 15820004-  
 HYDRAULIC PUMP (3/3) (for air conditioner)



J2H220

SECTION "Z-Z"

DETAIL "X"

DETAIL "Y"

S-free

**HYDRAULIC PUMP (3/3) (for air conditioner)**

Item	Part number	Description	Q'ty	Chan.	Serial No.	Serv.	Remarks
0	<b>1902022000</b>	PUMP, hydraulic	1				
0-14	<b>1902911800</b>	· PUMP ASSY, gear	1				
0-15	<b>1902911898</b>	· · KIT, body	1				
1	X *****	· · · CASE	1				
2	X *****	· · · GEAR	1				
3	X *****	· · · GEAR	1				
4	X *****	· · · PLATE, side	2				
5	<b>1902909310</b>	· · PLATE	2				
6	<b>1902901609</b>	· · GUIDE	2				
0-16	<b>1902907400</b>	· · PUMP ASSY, sub gear	1				
0-17	<b>1902907498</b>	· · · KIT, body	1				
7	X *****	· · · · FRAME	1				
8	X *****	· · · · HOUSING	1				
9	X *****	· · · · GEAR	1				
10	X *****	· · · · GEAR	1				
11	X *****	· · · · PLATE, side	1				
12	X *****	· · · · METAL	4				
13	<b>1902905907</b>	· · · RING, back-up	1				
14	<b>1902900716</b>	· · · PIN	2				
15	<b>1902905908</b>	· · · RING	1				
16	<b>1902905909</b>	· · · RING	1				
17	<b>1221000012</b>	· · · RING, snap	1				
18	<b>1110020840</b>	· · · SCREW, cap	4				
19	<b>1420300138</b>	· · · O-RING	1				
20	<b>1902907212</b>	· · COUPLING	1				
21	<b>1902907213</b>	· · BUSHING	1				
22	<b>1902907214</b>	· · O-RING	2				
23	<b>1420310014</b>	· · O-RING	1				
24	<b>1902901611</b>	· · RING	1				
25	<b>1902903714</b>	· · RING	2				
26	<b>1110021090</b>	· · SCREW, cap	4				
27	<b>1110021025</b>	· · SCREW, cap	2				
28	<b>1902900716</b>	· · PIN	2				
29	<b>1420300018</b>	· · O-RING	1				
30	<b>1420300023</b>	· · O-RING	1				
31	<b>1420300128</b>	· · O-RING	1				
32	<b>1420010100</b>	· · O-RING	1				
33	<b>1902911599</b>	· KIT, seal	1				
34	<b>1902905907</b>	· · RING, back-up	1				
35	<b>1902905908</b>	· · RING	1				
36	<b>1420300138</b>	· · O-RING	1				
37	<b>1902907214</b>	· · O-RING	2				
38	<b>1420310014</b>	· · O-RING	1				
39	<b>1902901611</b>	· · RING	1				
40	<b>1902903714</b>	· · RING	2				
41	<b>1420300018</b>	· · O-RING	1				
42	<b>1420300023</b>	· · O-RING	1				
43	<b>1420300128</b>	· · O-RING	1				
44	<b>1420010100</b>	· · O-RING	1				

**J2h250**

# How to read this Parts Catalog.

1. Parts mentioned in this Parts Catalog may not necessarily be standard equipping parts.
2. Parts change may be made without prior notice.
3. Form of this Parts Catalog.

Y00F2161 (1997.09.01)

**Fig. 29 燃料噴射ポンプ(ブーコン用)**  
**FUEL INJECTION PUMP (W/BOOST)**

見出 REF.No.	レベル LEV.	部品番号 PARTS No.	部品名	DESCRIPTION	個数 (Qty)						備考
					A	B	C	D	E	F	
1	.	729595-51390	F0ポンプ ASY(7-コック)	FULE INJECTION PUMP	1	1	1	1	1	1	
1-1	.	729595-51391	F0ポンプ ASY(7-コック)	FULE INJECTION PUMP	1	1	1	1	1	1	
3	..	26022-060162	ナメネジ M 6X 16	SCREW M 6X 16	9	9	9	9	9	9	
I 3-1	..	26022-060162	ナメネジ M 6X 16	SCREW M 6X 16	4	4	4	4	4	4	K
4	..	129470-51040	カムシャフト	CAMSHAFT	1	1	1	1	1	1	
5	..	122710-51050	ベアリングローラ	BEARING, ROLLER	2	2	2	2	2	2	
6	..	129470-51060	ベアリングホルダ	RETAINER	1	1	1	1	1	1	

**備考**  
(1) ブーストコンペンセータ付き。4JH-DT, 4JH-DTZとも  
E/# 00155 までは、特別注文仕様とします

**Remarks**  
(1) BOOST COMPENSATOR TYPE.  
OPTIONAL PART, TO E/# 00155.  
(4JH - DT, 4JH - DTZ)

**① Ref. No.**

The Ref. No. in the list may not be accord with the Ref. No. on illustration.

(Ex.) Illustration No.                      List head No.

1    1 (Befor change)                      →                      1 -1 (After change)

When interchangeable symbol N, R, and K, illustrations for new parts are sometimes omitted.

**② Lev.(Level)**

Indication and Meaning of Level

Level : Hereunder is given the relation among the number of dots(•), the level and the nominal parent- child relationship.

- .....Parent parts(Assembly parts)
- .....Child parts included in "••" (Semi- Assembly parts, component parts of Assembly parts.)
- .....Child parts included in "•••", Grand- child parts in terms of "••".  
(Compornent parts of Semi- Assembly parts.)

Note) A parts of non- sale parts are illustlated but not listed.

**③ Change Mark**

Change Mark "I" is given to the part for which a desigh change was made at this time.

The design change was not shown in the last published Parts Catalog.

**④ Interchangeability Mark**

In the case where a part change took place, one of the following interchangeability marks is indicated for that part.

Symbol	interchangeability	Contents note
N	Old $\longleftrightarrow$ New	New Part is interchangeable for Old Part but not interchangeable conversely.
Q	Old $\longleftrightarrow$ New	New Part is not interchangeable for Old Part but interchangeable conversely.
R	Old $\longleftrightarrow$ New	New Part is interchangeable for Old Part and vice versa.
S	Old $\longleftrightarrow$ New	New Part is not interchangeable for Old Part and vice versa.
W		Part newly added.
Z		Part discontinued.
F		Not interchangeable single part but interchangeable by set of the related parts.
K		Changed only in quantity used.

**⑤ Effective Machine No.**

When a part is changed, Effective Machine No. of a Model for which the part is applicable is indication in each column of (A)- (F).

Product Symbol	Product No.	Product Symbol	Product No.
C	Clutch No. Compressor No.	M	Machine No.
D	Drive No.	T	Tractor No.
E	Engine No.	Note1) ※	Date

Note1) Date may follow the symbol in some cases. (Ex.) ※ 1996.01

Note2) As far as engine models shown by "XXX" are concerned, the modification of the parts could not be predicted or the engine models themselves could not be identified.

Note3) (A=E/#00185) means that the design change on the part has been effective for the model at the column (A)(in this case, for 4JH- DT) on and from E/(Engine Serial Number) 00185.

**⑥ Remarks Mark**

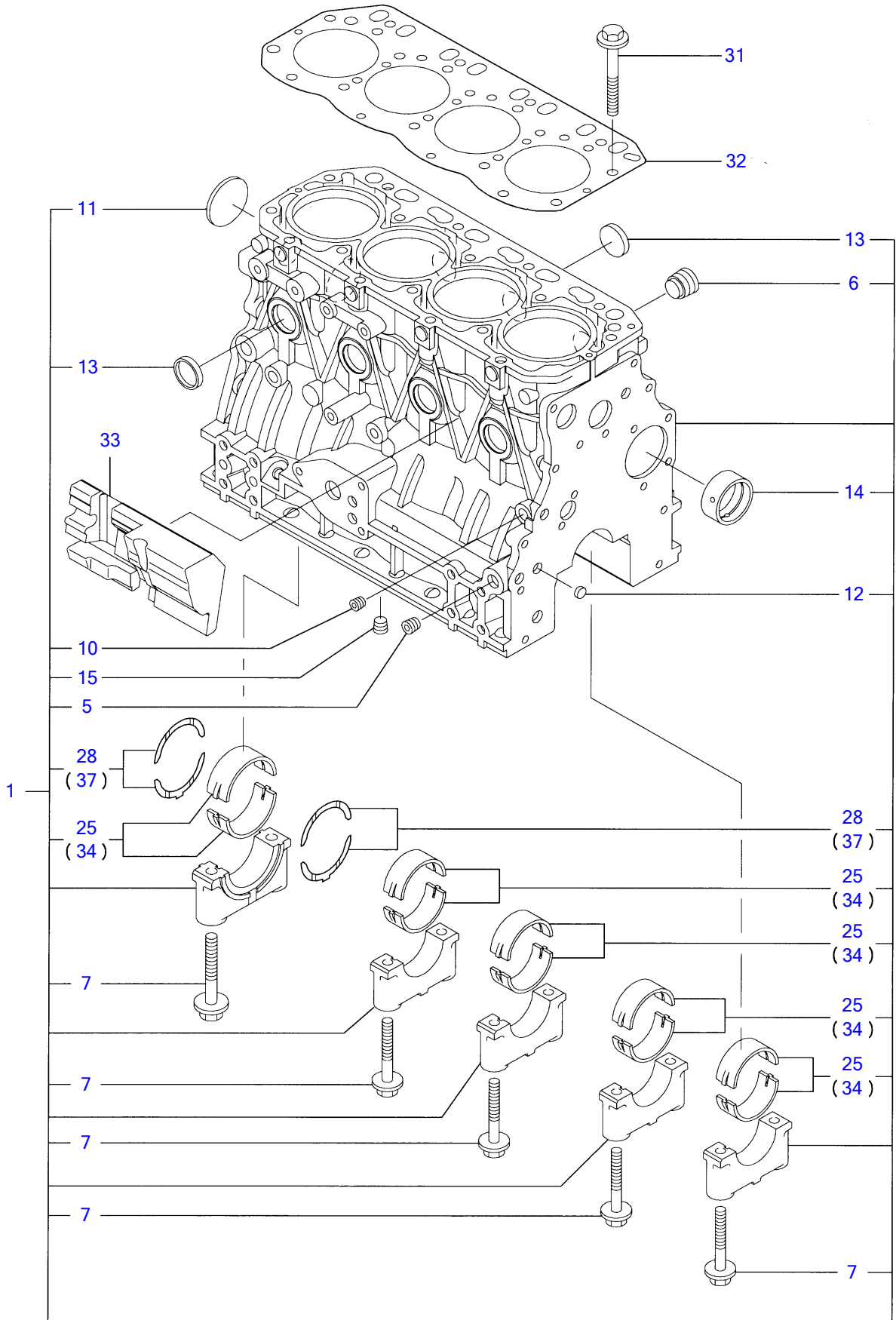
Figures or alphabets (Symbols) are entered in the remark column.

The comments(remarks)on the pertinent parts are indicated in the lower part of the list by the same symbols as those stated above.





Engine for TB153FR 4TNV88-PTBZ1  
CYLINDER BLOCK

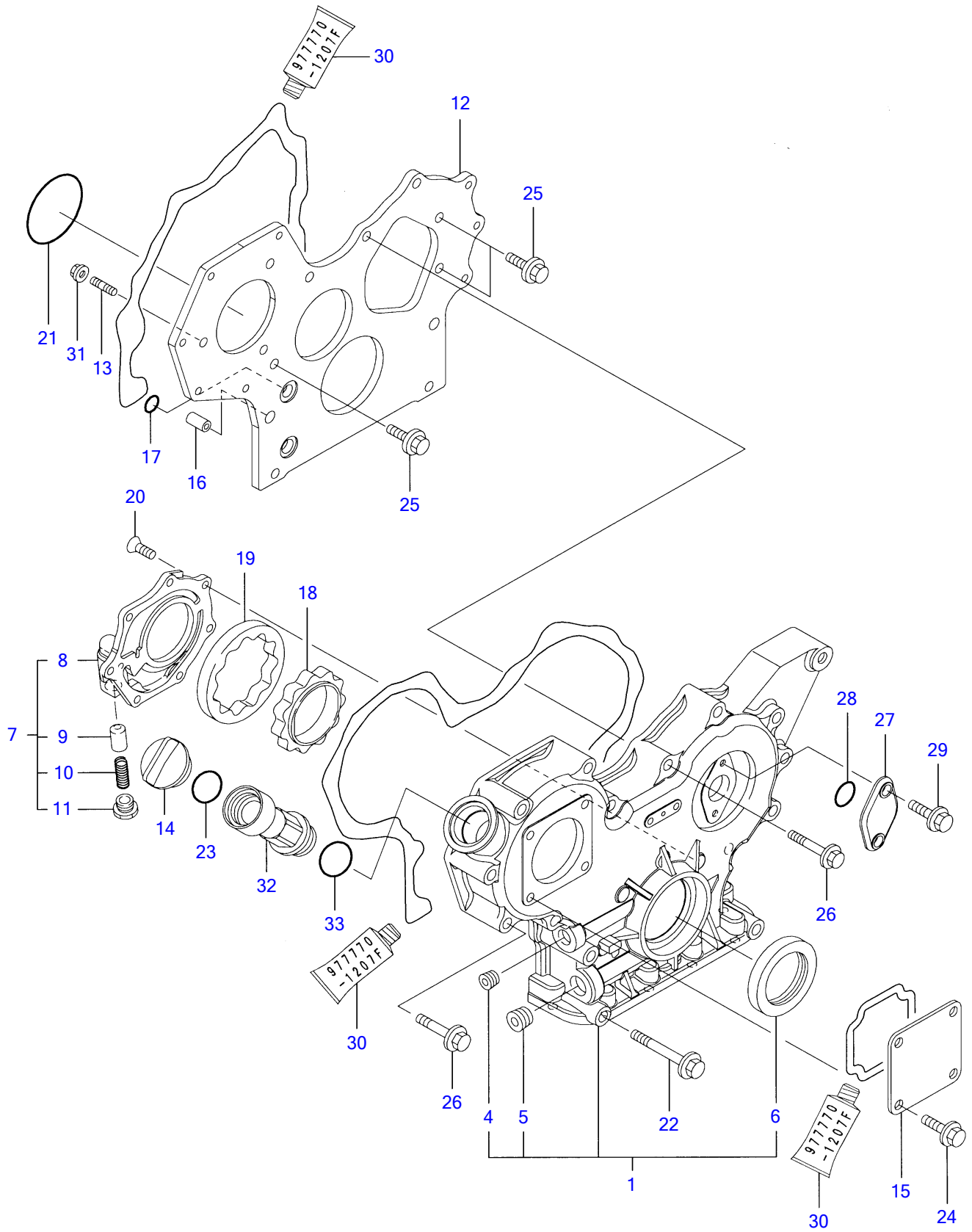


Y00D8900	1. シリンダブロック			
4TNV88-PTBZ1		1:06.02		PLUS

¼ØÝÀÞÍÞÛ, CYLINDER BLOCK

REF NO.	PARTS NO.	Description	Q'ty	I	R	Notes
1	Y729602-01560	¼ØÝÀÞÍÞÛ, CMP	1			
5	Y124160-01910	• Ìß×, Þ PT1/4	2			
6	Y171051-01921	• Ìß×, Þ NPTF1	1			
7	Y129150-02020	• ÍÞÛÀ(ÒÀÛ·ÒÀÌß	10			
10	Y124060-01050	• Ìß×, Þ	1			
11	Y129001-01250	• »×¶ÍÞÀÌß×, Þ 50	1			
12	Y27241-120000	• ÛÝ¶ÍÞÀÌß×, Þ 12	2			
13	Y27241-300000	• ÛÝ¶ÍÞÀÌß×, Þ 30	8			
14	Y129795-02411	• ÌÞÀ¼Ö (A)	1			
15	Y124160-01910	• Ìß×, Þ PT1/4	1			
25	Y129001-02930	• Ò²ÝÒÀÛCMP(STDÎÖ³ËÝ)	5			(3) ÎÖ³ÌÞËÝÀÞ½
28	Y129150-02930	• ½×½ÀÌÞ±ØÝ, Þ	2			
31	Y129150-01200	ÍÀÀÞÍÞÛÀ	18			
32	Y129407-01340	ÍÀÀÞ¶ÍÞ½'ÀÄ	1			
33	Y129004-01190	Ä²»Þ²Ë½Íß-»	1			
34	Y129150-02870	Ò²ÝÒÀÛ U.S=0.25	5			(1) ±ÝÀÞ°»²½Þ(U.S=0.25
37	Y129150-02940	½×½ÀÒÀÛÖS=.25(2¹³¼ÄÄ	1			(2) μ°ËÞ°»²½Þ(O.S=0.25)

Engine for TB153FR 4TNV88-PTBZ1  
GEAR HOUSING

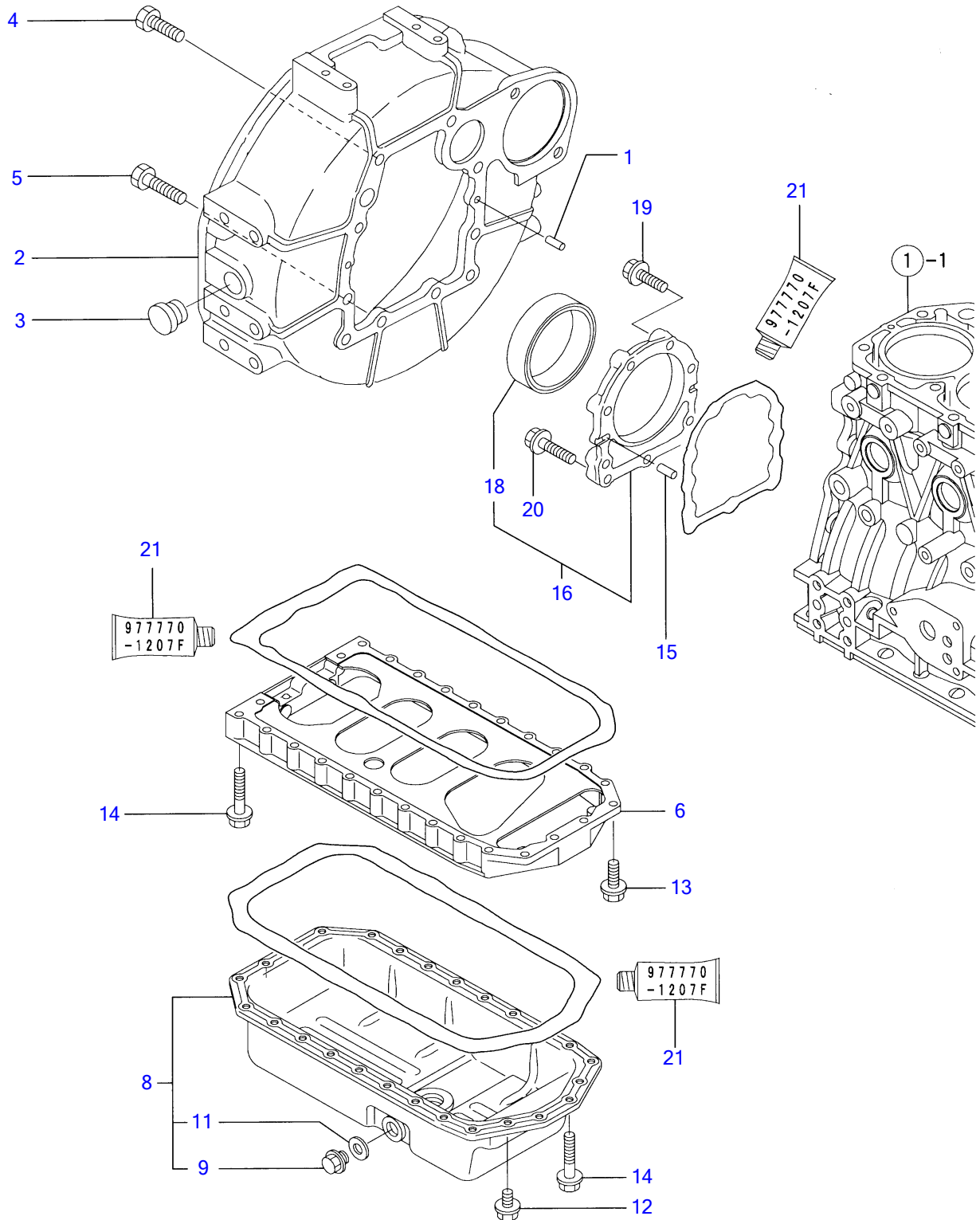


Y00D8900	2. ギヤケース		
4TNV88-PTBZ1		1:06.02	PLUS

·pÔ¹-½ GEAR HOUSING

REF NO.	PARTS NO.	Description	Q'ty	I	R	”õll
1	Y729233-01500	·pÔ¹-½ CMP	1			
4	Y23876-030000	· È¼bìßx, bPT 3/8	1			
5	Y23876-040000	· È¼bìßx, bPT 1/2	1			
6	Y119934-01800	· µ²Ù¼-Ù	1			
7	Y119802-32100	¶Êb-CMP(LOP	1			
8	Y119802-32070	· ¶Êb-(LOP	1			
		PUMP				
9	Y129900-32130	· ØØ-ìÊbÙlþ	1			
10	Y129418-32320	· ½ìßØÝ,þ	1			
11	Y129001-32330	· Ìßx,þ	1			
12	Y119802-01520	ìxÝ¼þ (·pÔ¹-½	1			
		FRANGE, GEAR				
		CASE				
13	Y119802-01561	½ÄÄbîþÜÄ 8X25	3			
14	Y124160-01751	ìÀ(îÖ³)	1			
15	Y124240-01871	ìÀ(HO-P	1			
16	Y129795-01950	Êß²ìßÉÄ,	2			
17	Y119609-32040	OØÝ,þ	4			
18	Y119802-32111	²ÝÄ-Ù-Ä(LOP	1			
19	Y119802-32120	±³Ä-Ù-Ä(LOP	1			
20	Y119802-32130	»xºÈ¼þ(+±Ä 6X16	7			
21	Y121850-51960	OØÝ,þ(FOPÄØÄ¹)	1			
22	Y129001-91841	ÄÊþîþÜÄM8X85(¼þÄb³,Ð	3			
		PLATED				
23	Y24311-000320	OØÝ,þ 1A P 32.0	1			
24	Y26106-080162	ÄÊþîþÜÄ 8X 16	4			
		PLATED				
25	Y26106-080162	ÄÊþîþÜÄ 8X 16	3			
		PLATED				
26	Y26106-080552	ÄÊþîþÜÄ 8X 55	12			
		PLATED				
27	Y121023-01551	ìÀ(ÄºÒ-Ä	1			
28	Y24341-000240	OØÝ,þ 1A S 24.0	1			
29	Y26106-060162	ÄÊþîþÜÄ 6X 16	2			
		PLATED				
30	Y977770-1207F	¼Øº-Ý¹² ·¼þÖ³¶þ½¹ÄÄ	1			(1) µìß¼®Ý ìþËÝÄþ½
31	Y26306-080002	ÄÊþÄ-ÄÄÄ(UBS 8	3			
32	Y171031-11741	îÖ³Êß²ìß	1			
33	Y24311-000320	OØÝ,þ 1A P 32.0	1			

Engine for TB153FR 4TNV88-PTBZ1  
**FLYWHEEL HOUSING & OIL SUMP**

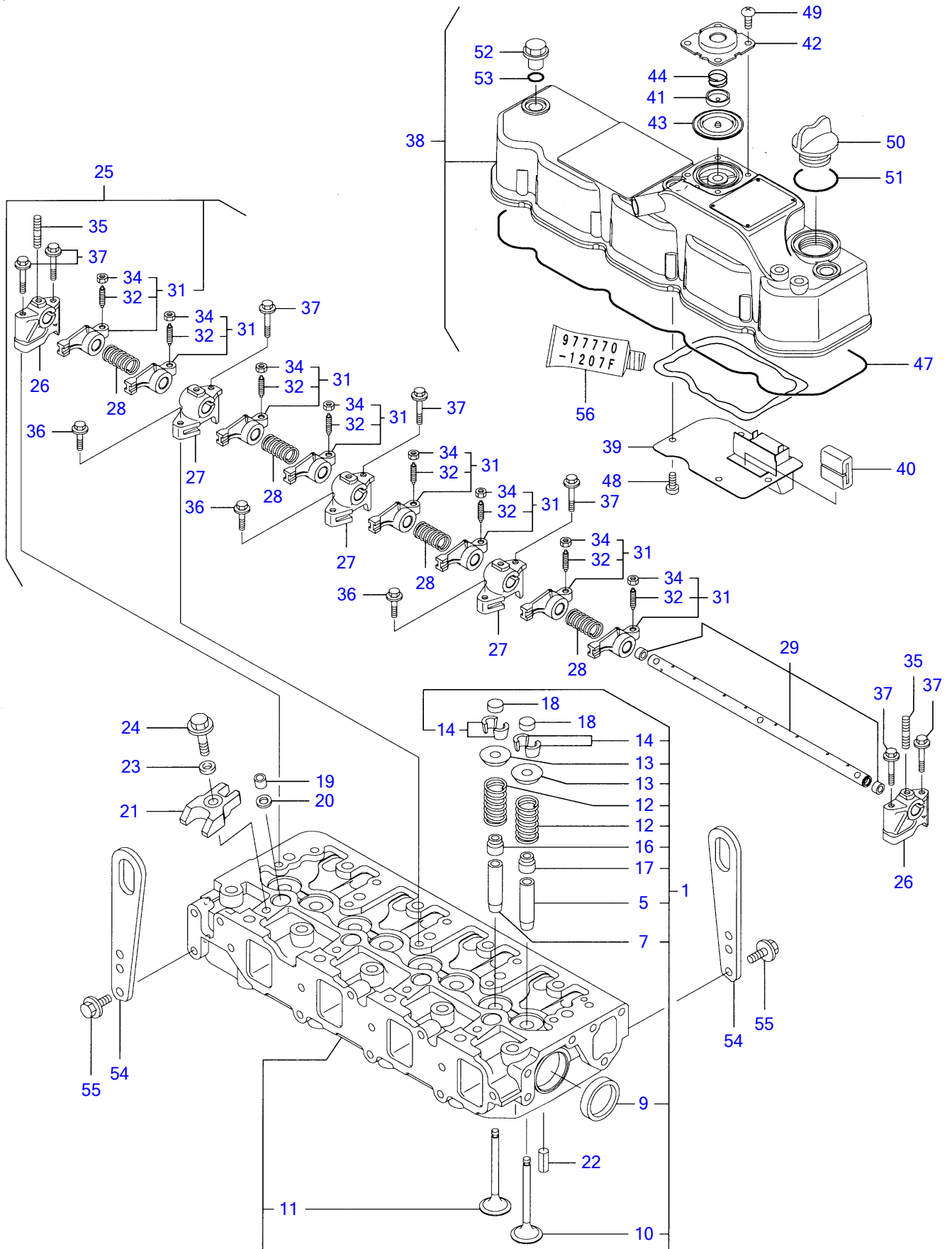


Y00D8900	3. フライホイールハウジング & オイルパン			
4TNV88-PTBZ1		1:06.02		PLUS

FLYWHEEL HOUSING & OIL SUMP

REF NO.	PARTS NO.	Description	Q'ty	I	R	Notes
1	Y129100-01580	PARALLEL PIN 8X16	2			
2	Y129612-01600	HOUSING,FLYWHEEL	1			
3	Y119620-01750	CAP, FLYWHEEL COVER	1			
4	Y26206-100252	BOLT M10X25	6			
5	Y26206-100302	BOLT M10X30	4			
6	Y129400-01730	SPACER, OIL SUMP	1			
8	Y129400-01770	SUMP ASSY, LUB. OIL	1			
9	Y119640-01640	DRAIN PLUG M22	1			
11	Y22190-220002	SEAL WASHER 22S	1			
12	Y26106-080162	BOLT M 8X 16 PLATED	4			
13	Y26106-080252	BOLT M 8X 25 PLATED	2			
14	Y26106-080452	BOLT M 8X 45 PLATED	24			
15	Y129100-01580	PARALLEL PIN 8X16	2			
16	Y129100-01640	CASE ASSY, OIL SEAL	1			
18	Y129795-01780	SEAL, OIL	1			
19	Y129486-01670	BOLT M8X30,COLLAR HD	6			
20	Y26106-080352	BOLT M 8X 35 PLATED	3			
21	Y977770-1207F	GASKET.LIQUID	1			(1) μiB¼@Ý iBËÝÄB½

# Engine for TB153FR 4TNV88-PTBZ1 CYLINDER HEAD & BONNET

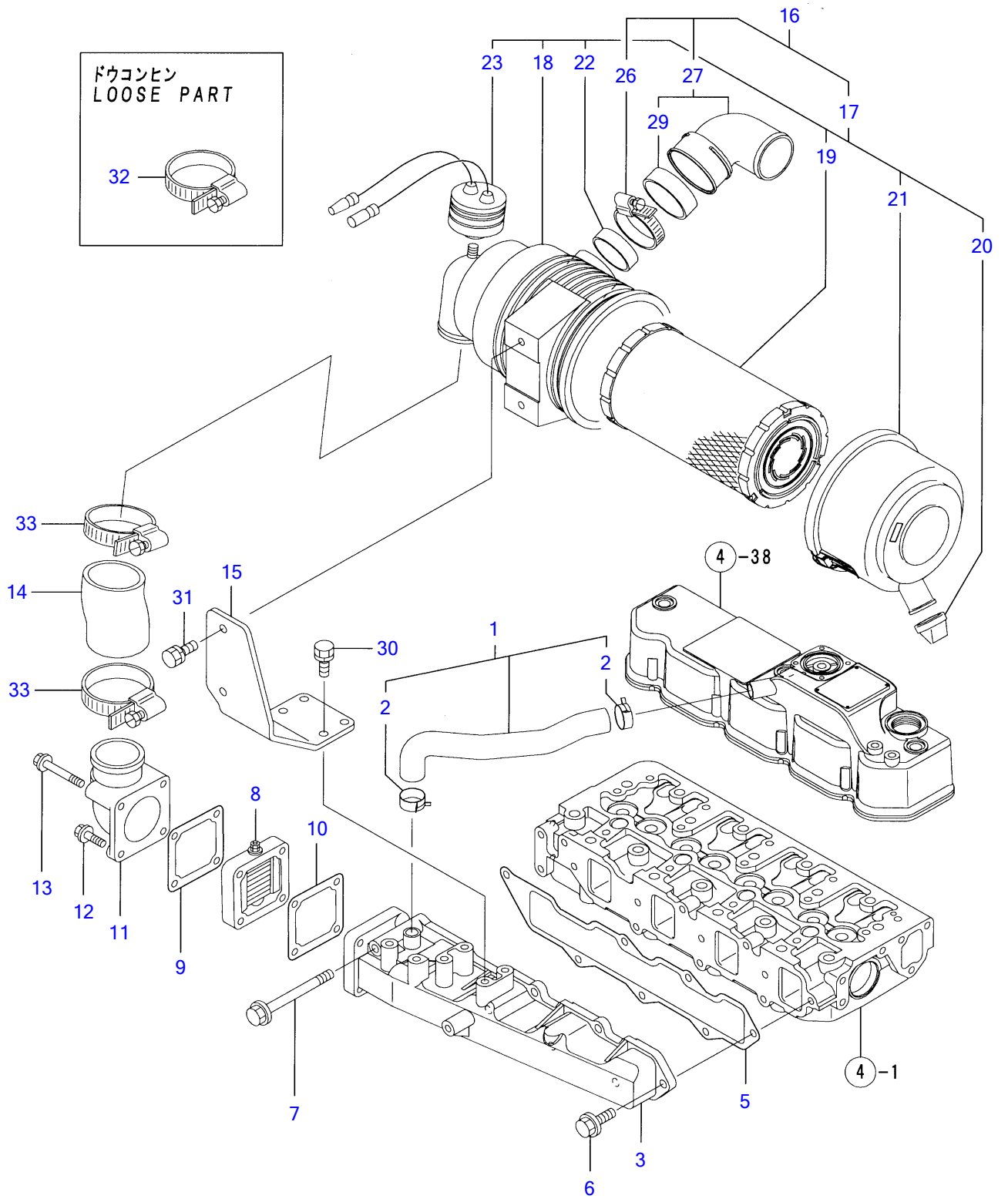


Y00D8900	4. シリンダヘッド & ボンネット		
4TNV88-PTBZ1		1:06.02	PLUS



REF NO.	PARTS NO.	Description	Q'ty	I	R	"óll
1	Y129601-11700	HED ASSY, CYLINDER	1			
5	Y120130-11860	• GUIDE, VALVE	4		(1)	İÖ³İPËYÄP½
7	Y129150-11810	• GUIDE, VALVE	4		(1)	İÖ³İPËYÄP½
9	Y27241-400000	• PLUG 40	2			
10	Y129004-11130	• VALVE, INTAKE	4			
11	Y129100-11112	• VALVE, EXHAUST	4			
12	Y129795-11120	• SPRING, VALVE	8			
13	Y129795-11180	• RETAINER, SPRING	8			
14	Y27310-080001	• COTTER 8	8			
16	Y121400-11340	• SEAL, VALVE STEM	4			
17	Y124460-11340	• SEAL, VALVE STEM	4			
18	Y129150-11370	CAP, VALVE	8			
19	Y119802-11870	PROTECTOR, NOZZLE	4			
20	Y119625-11880	SEAT, NOZZLE	4			
21	Y129004-11900	RETAINER, NOZZLE	4			
22	Y22351-060012	SPRING PIN 6X12	2			
23	Y120270-54410	WASHER	4			
24	Y26106-080352	BOLT M 8X 35 PLATED	4			
25	Y129601-11241	SHAFT ASSY, ROCKER	1			
26	Y119802-11260	• SUPPORT, ROCKER ARM	2			
27	Y119802-11270	• SUPPORT, ROCKER ARM	3			
28	Y129150-11280	• SPRING	4			
29	Y129601-11251	• SHAFT	1			
31	Y129004-11650	• ARM ASSY, ROCKER	8			
32	Y129150-11230	• • SCREW, VALVE	8			
34	Y129150-11750	• • NUT M8XP1.0	8			
35	Y26226-080182	• STUD M 8X 18 PLATED	3			
36	Y26106-080252	BOLT M 8X 25 PLATED	3			
37	Y26106-080502	BOLT M 8X 50 PLATED	7			
38	Y129601-11350	BONNET ASSY	1			
39	Y129004-03010	• PLATE, BAFFLE	1			
40	Y129150-03070	• BAFFLE, BREATHER	1			
41	Y119802-03110	• PLATE, DIAPHRAGM	1			
42	Y119802-03121	• COVER, DIAPHRAGM	1			
43	Y119802-03130	• DIAPHRAGM	1			
44	Y119802-03141	• SPRING, DIAPHRAGM	1			
47	Y129601-11310	• GASKET, COVER	1			
48	Y22857-500100	• SCREW 5X10, TAPPING	4			
49	Y22857-500100	• SCREW 5X10, TAPPING	4			
50	Y124160-01751	COVER, FILLER	1			
51	Y24311-000320	O-RING 1A P-32.0	1			
52	Y124160-11360	KNOB	3			
53	Y24311-000120	O-RING 1A P 12.0	3			
54	Y129900-07900	LIFTER, ENGINE	2			
55	Y26106-080162	BOLT M 8X 16 PLATED	4			
56	Y977770-1207F	GASKET, LIQUID	1		(2)	µİB¼@Y İPËYÄP½

Engine for TB153FR 4TNV88-PTBZ1  
**SUCTION MANIFOLD & AIR CLEANER**

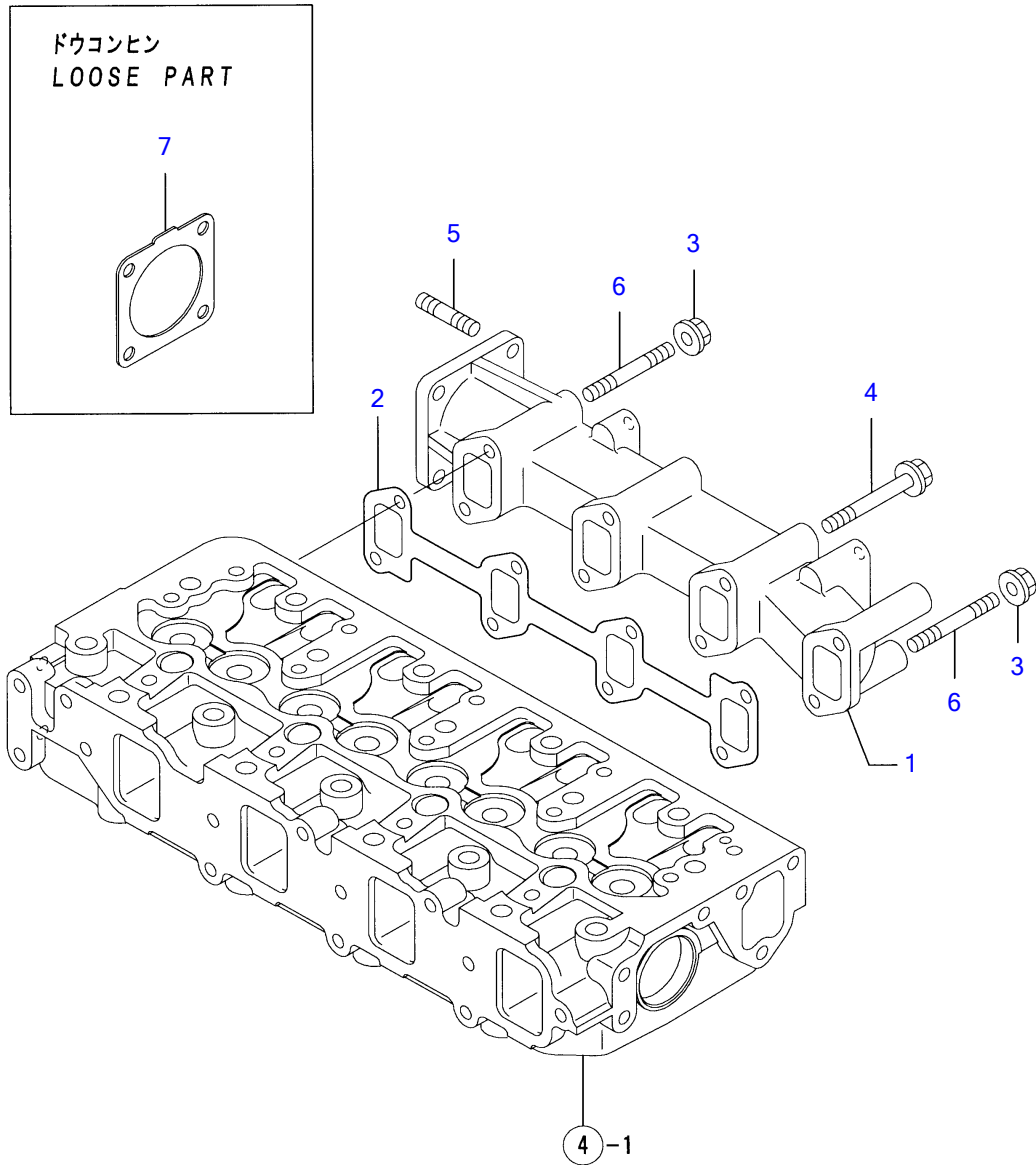


Y00D8900	5. キュウキマニホールド & エアクリーナ		
4TNV88-PTBZ1	1:06.02		PLUS

·Ö³·ĪÆĪ-ÜÄÞ & '±,Ø-Ä SUCTION MANIFOLD & AIR CLEANER

REF NO.	PARTS NO.	Description	Q'ty	I	R	"ö
1	Y129601-03080	PIPE,BREATHER	1			
2	Y129410-03990	CLAMP 24	2			
3	Y129601-12100	MANIFOLD,INT	1			
5	Y129407-12110	GASKET,INT.MANOFOLD	1			
6	Y26106-080202	BOLT M 8X 20 PLATED	6			
7	Y26106-080802	BOLT M 8X 80 PLATED	1			
8	Y129100-77500	HEATER, AIR	1			
9	Y129100-77510	GASKET, AIR HEATER	1			
10	Y129150-77511	GASKET, (NON-ASB.)	1			
11	Y171340-77520	BEND	1			
12	Y26106-080402	BOLT M 8X 40 PLATED	2			
13	Y26106-080802	BOLT M 8X 80 PLATED	2			
14	Y119910-12210	PIPE,INTAKE	1			
15	Y119802-12560	BRACKET,AIRCLEANER	1			
16	Y129612-12681	CLEANER ASSY, AIR	1			
17	Y129612-12691	CLEANER ASSY, AIR	1			
18	Y119910-12510	BODY, AIR CLEANER	1			
19	Y119808-12520	ELEMENT, OUTER	1			
20	Y119808-12540	VALVE, UNLOADER	1			
21	Y119866-12541	COVER ASSY	1			
22	Y129259-12570	RING	1			
23	Y129953-12620	INDICATOR ASSY	1			
26	Y23000-060000	CLAMP 60	1			
27	Y129612-12560	ELBOW, AIR INTAKE	1			
29	Y129612-12590	ELBOW,AIR INTAKE	1			
30	Y26013-080222	BOLT M 8X 22	4			
31	Y26013-080222	BOLT M 8X 22	2			
32	Y23000-060000	CLAMP 60	1			
33	Y23000-060000	CLAMP 60	2			

Engine for TB153FR 4TNV88-PTBZ1  
EXHAUST MANIFOLD

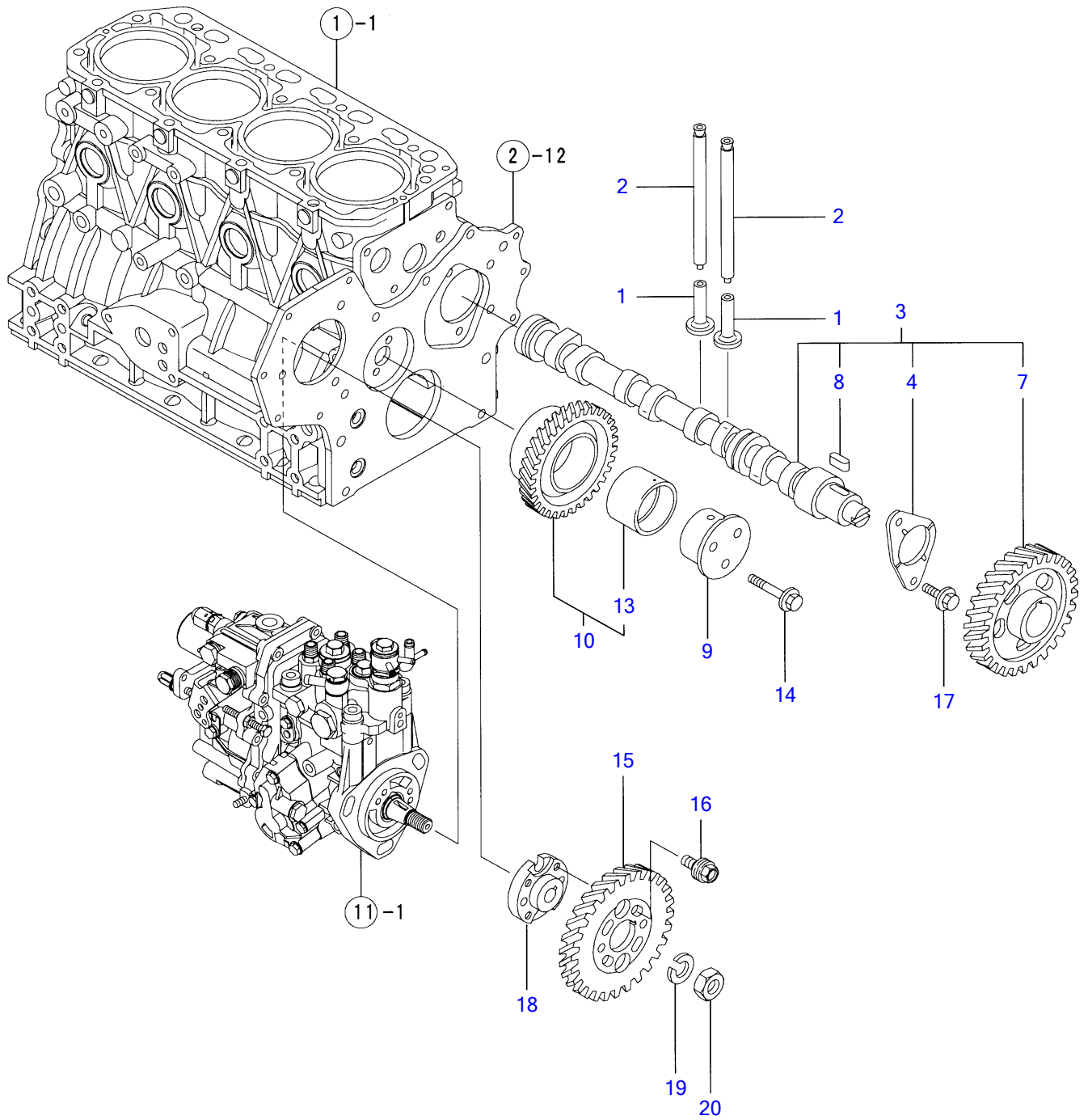


Y00D8900	6. ハイキマニホールド & サイレンサ			
4TNV88-PTBZ1		1:06.02		PLUS

Ê²-ĪÆĪ-ÛÄÞ EXHAUST MANIFOLD

REF NO.	PARTS NO.	Description	Q'ty
1	Y129640-13109	MANIFOLD, EXHAUST	1
2	Y129550-13110	GASKET, EXH.MANIFOLD	1
3	Y26306-080002	NUT	2
4	Y123900-13630	BOLT 8X80	6
5	Y119131-18320	BOLT M 8X 22	4
6	Y123900-13610	STUD BOLT M 8X 80	2
7	Y129930-13201	GASKET, SILENCER	1

# Engine for TB153FR 4TNV88-PTBZ1 CAMSHAFT & DRIVING GEAR

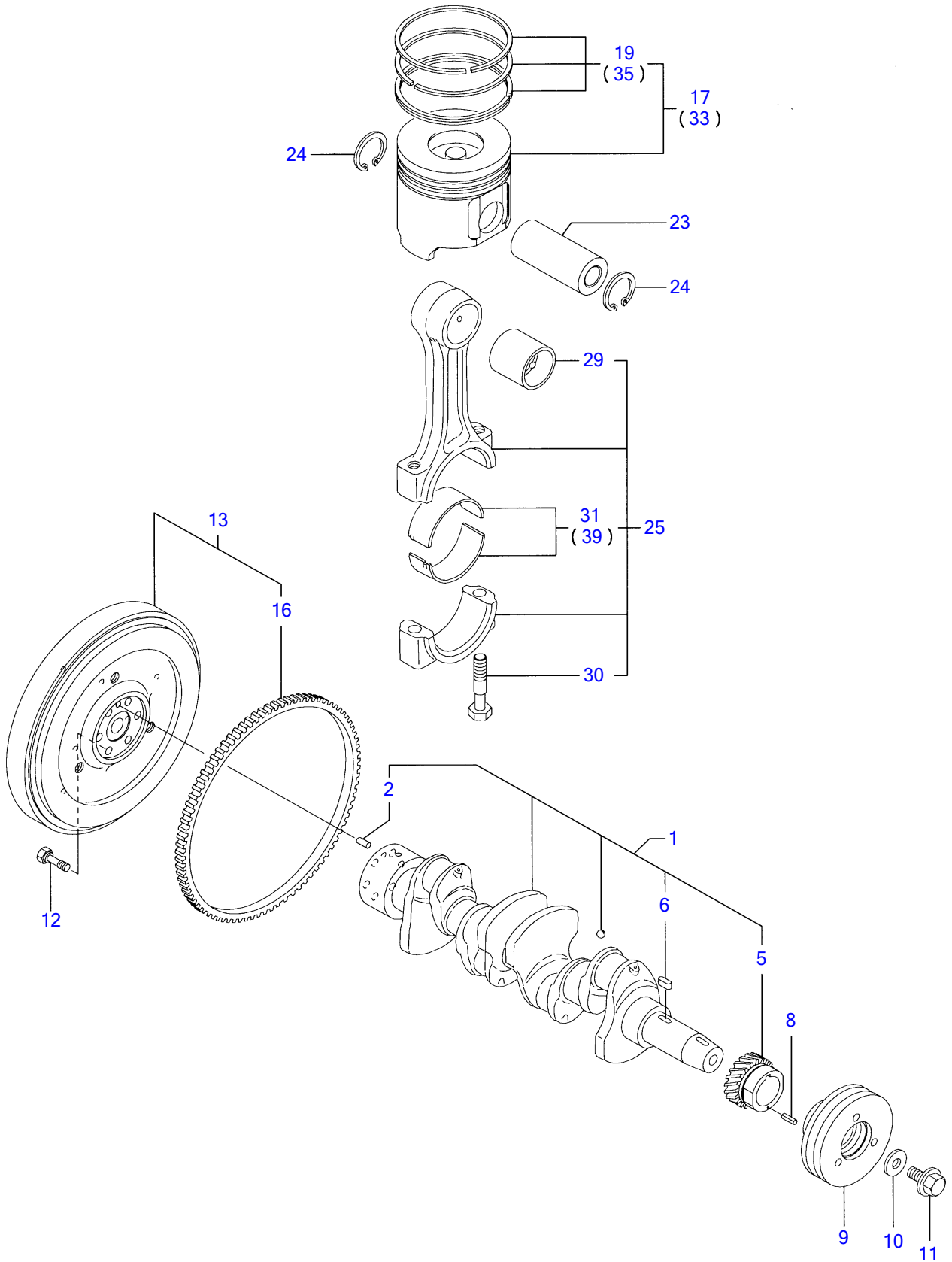


Y00D8900	7. カムシャフト & クドウギヤ		
4TNV88-PTBZ1		1:06.02	PLUS

CAMSHAFT & DRIVING GEAR

REF NO.	PARTS NO.	Description	Q'ty	I	R	"ö
1	Y129150-14200	TAPPET	8			
2	Y129150-14400	ROD, PUSH	8			
3	Y729402-14580	CAMSHAFT ASSY	1			
4	Y129150-02450	• METAL, THRUST(CAM	1			
7	Y129150-14101	• GEAR, CAMSHAFT	1			
8	Y22512-070140	• KEY 7X 14	1			
9	Y119802-25051	SHAFT, IDLE GEAR	1			
10	Y119802-25100	GEAR ASSY, IDLE	1			
13	Y119802-25070	• BUSH, IDLE GEAR	1			(1) ÎÖ³ pËÝÄb½
14	Y26106-080402	BOLT M 8X 40 PLATED	3			
15	Y119802-25901	GEAR, PUMP	1			
16	Y129150-25301	BOLT, FI-P	4			
17	Y26106-080142	BOLT 8X 14 PLATED	2			
18	Y158552-51151	FLANGE	1			
19	Y22217-140000	SPRING WASHER 14	1			
20	Y26776-140002	LOCK NUT M14 PLATED	1			

Engine for TB153FR 4TNV88-PTBZ1  
**CRANKSHAFT & PISTON**



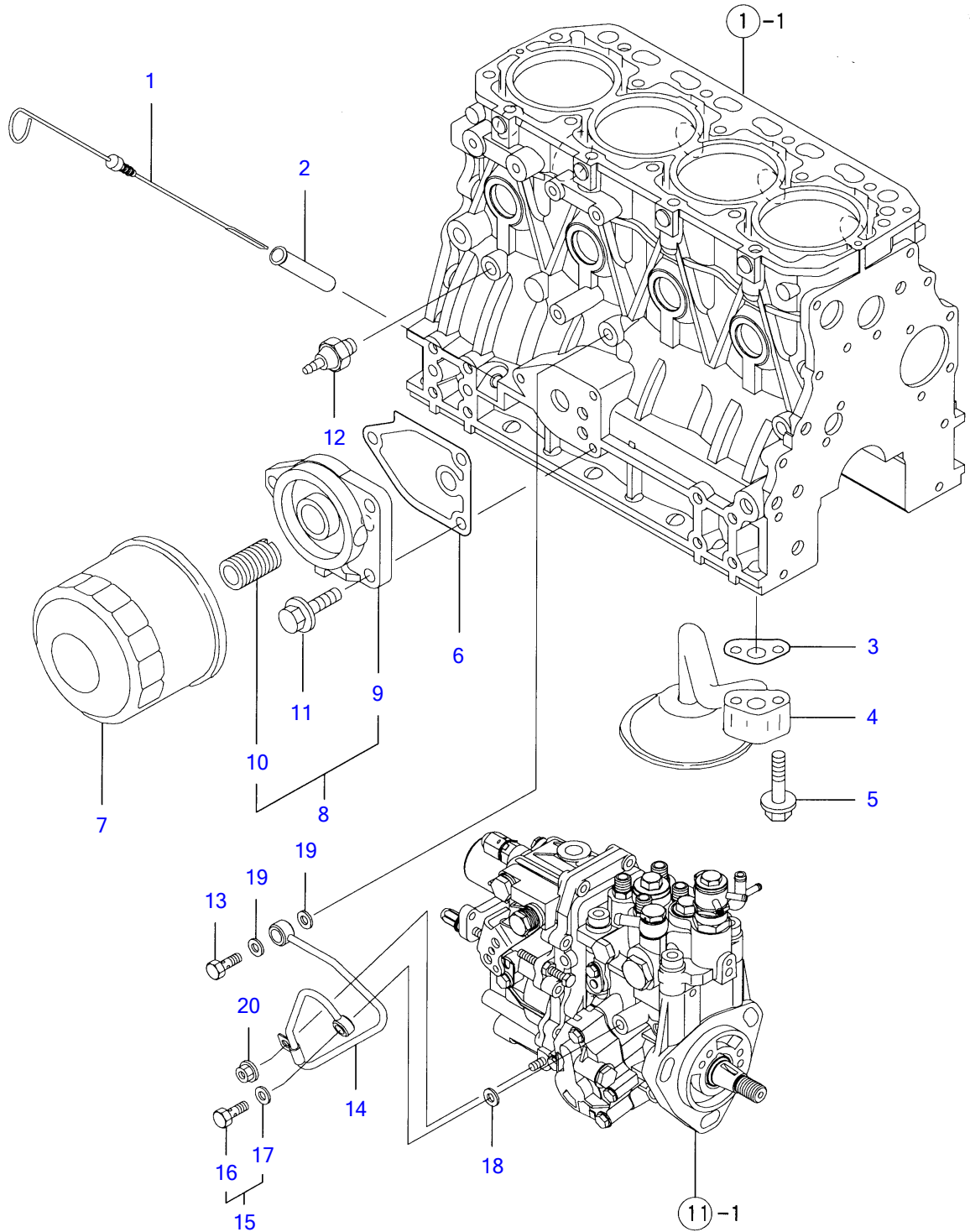
Y00D8900	8. クランクシャフト & ピストン		
4TNV88-PTBZ1	1:06.02		PLUS



CRANKSHAFT & PISTON

REF NO.	PARTS NO.	Description	Q'ty	I	R	"δ
1	Y129601-21002	CRANKSHAFT ASSY	1			
2	Y129100-01580	PARALLEL PIN 8X16	1			
5	Y119802-21202	GEAR, CRANKSHAFT	1			
6	Y22512-070140	KEY 7X 14	1			
8	Y22351-030010	SPRING PIN 3X10	1			
9	Y119802-21650	V-PULLEY, CRANKSHAFT	1			
10	Y129795-21661	WASHER	1			
11	Y121850-21680	BOLT, V-PULLEY	1			
12	Y121111-21501	BOLT, FLYWHEEL	6			
13	Y129642-21590	FLYWHEEL ASSY	1			
16	Y119865-21600	GEAR, RING	1			
17	Y129005-22080	PISTON ASSY	4			
19	Y129005-22500	RING SET, PISTON	4			
23	Y129202-22300	PIN, PISTON(D26,L70)	4			
24	Y22252-000260	CIRCLIP 26	8			
25	Y729402-23100	ROD ASSY, CONNECTING	4			
29	Y129100-23910	BUSH, PISTON PIN	4			(1) 10³ pEYÄp½
30	Y121550-23200	BOLT, CONNECTING ROD	8			
31	Y129150-23600	METAL, CRANKPIN	4			
33	Y129005-22900	PISTON W/RING OS=.25	4			(2) μ°Êp°»²½p(O.S=0.25) pEYÄp½
35	Y129005-22950	RING SET O.S=0.25	4			(2) μ°Êp°»²½p(O.S=0.25) pEYÄp½
39	Y129150-23610	METAL.PIN US=0.25	4			(3) ±YÄp°»²½p(U.S=0.25) pEYÄp½

Engine for TB153FR 4TNV88-PTBZ1  
LUB.OIL SYSTEM

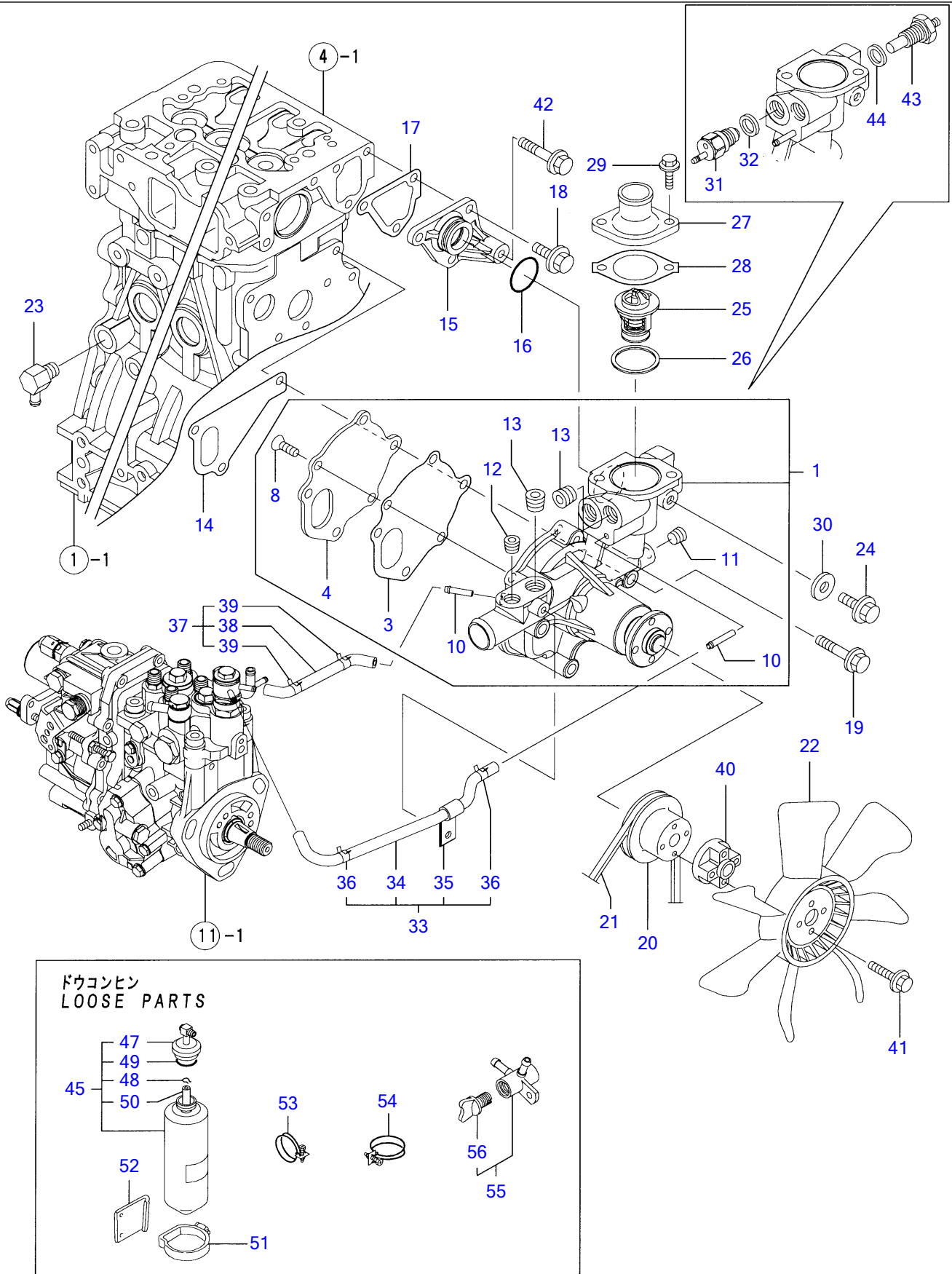


Y00D8900	9. LOシステム		
4TNV88-PTBZ1		1:06.02	PLUS

LO $\frac{1}{2}$ ÅÑ LUB.OIL SYSTEM

REF NO.	PARTS NO.	Description	Q'ty
1	Y129004-34802	DIPSTICK, LUB.OIL	1
2	Y121520-34810	GUIDE, DIPSTICK	1
3	Y129150-35042	GASKET, (NON-ASB.)	1
4	Y129436-35091	PIPE ASSY, LUB. OIL	1
5	Y26106-080352	BOLT M 8X 35 PLATED	2
6	Y129150-35111	GASKET, (NON-ASB.)	1
7	Y129150-35152	FILTER 80X80L	1
8	Y119802-35100	BRACKET ASSY, FILTER	1
9	Y119802-35110	• BRACKET, FILTER	1
10	Y129100-35140	• STUD	1
11	Y26106-080202	BOLT M 8X 20 PLATED	3
12	Y114250-39450	SWITCH,(0.5KG)L.O.	1
13	Y124160-39140	BOLT 10, PIPE JOINT	1
14	Y119802-39450	PIPE ASSY, LUB. OIL	1
15	Y129005-59830	BOLT ASSY, JOINT	1
16	Y23857-030000	• JOINT BOLT 3	1
17	Y22190-080002	• SEAL WASHER 8S	1
18	Y22190-080002	SEAL WASHER 8S	1
19	Y22190-100002	SEAL WASHER 10S	2
20	Y26366-060002	NUT M 6	1

# Engine for TB153FR 4TNV88-PTBZ1 COOLING WATER SYSTEM

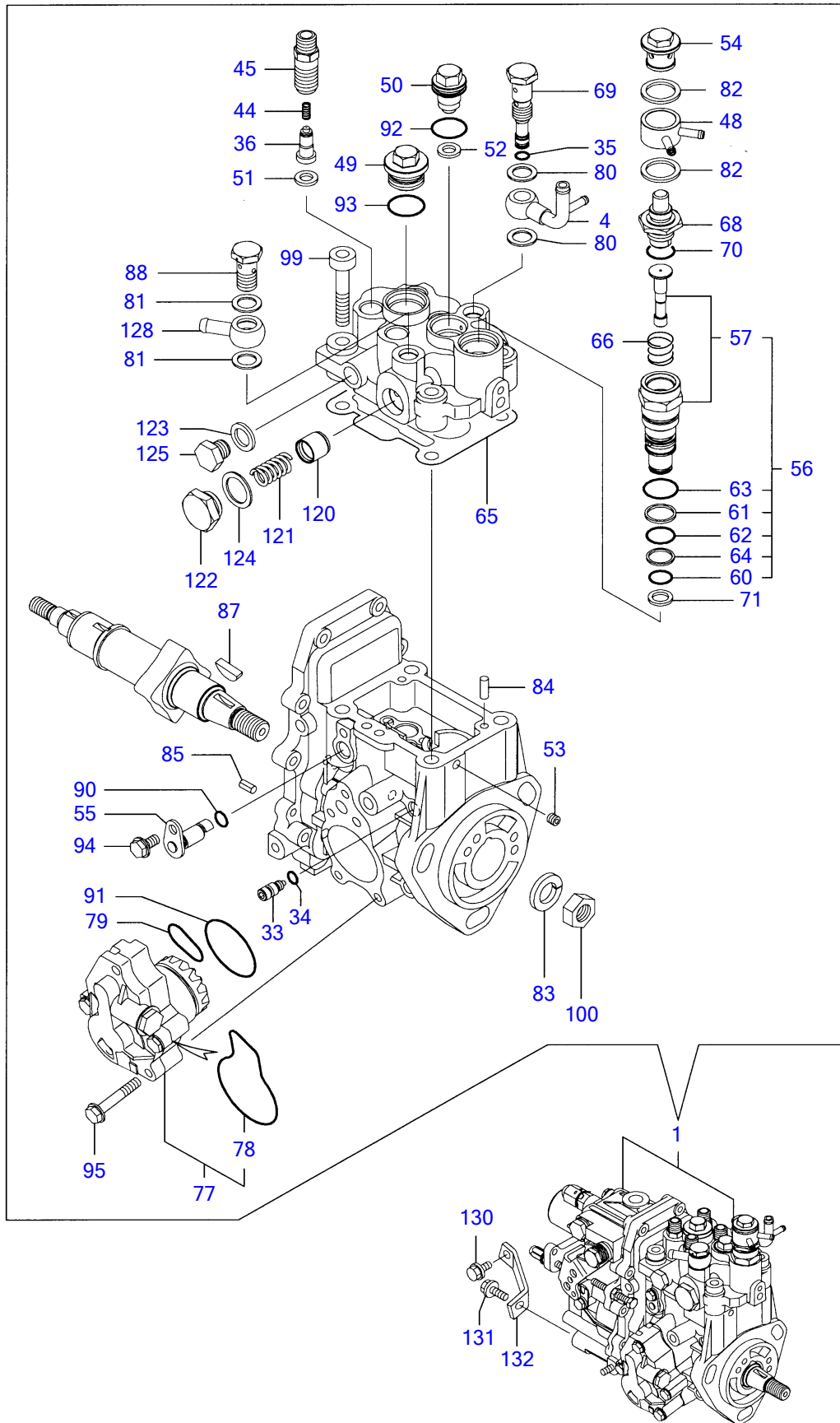


Y00D8900	10. CWシステム		
4TNV88-PTBZ1		1:06.02	PLUS

CW¼½ÄÑ COOLING WATER SYSTEM

REF NO.	PARTS NO.	Description	Q'ty
1	Y129004-42001	CWÍßÝÍß CMP	1
3	Y129100-42051	• PK(CW-P)(ÉÝ±½)	1
4	Y129100-42121	• ÍßÚ-Ä	1
8	Y121850-42410	• ½,ØÖ³	3
10	Y119802-49113	• CW-T Ä-ÞÄ	2
11	Y23876-010000	• É¼ÞÍß×, ÞPT1/8	1
12	Y23876-020000	• É¼ÞÍß×, ÞPT1/4	1
13	Y129916-49740	• É¼ÞÍß×, Þ R03	2
14	Y129486-42021	PK(CW-P)	1
15	Y129004-42040	¼ÞÖ²ÝÄ(CW-P)	1
16	Y129486-42140	OØÝ, Þ G 30	1
17	Y124395-49840	PK(»-Ó½ÄÄÄ¹-½	1
18	Y26106-080162	ÄÉÞÍÞÜÄ 8X 16	3
19	Y26106-080602	ÄÉÞÍÞÜÄ 8X 60	3
20	Y129403-42380	VÍß-Ø(D=110)	1
21	Y25132-003800	VÍÞÜÄ(Ü- Ä¼ÞA38	1
22	Y129655-44740	Í±Ý(D380)	1
23	Y121750-49110	Ä-ÞÄ(Ø½ÞÇ-Éß²Íß)	1
24	Y26106-080122	ÄÉÞÍÞÜÄ 8X 12	1
25	Y129457-49801	»-Ó½ÄÄÄ(82ßC	1
26	Y129150-49811	PK(»-Ó½ÄÄÄ ¼Ä)(ÉÝ±½)	1
27	Y129350-49530	»-Ó½ÄÄÄ¶ÉÞ-(ÍÞ×Ä, :12	1
28	Y129795-49551	PK(»-Ó½ÄÄÄ¶ÉÞ-)(ÉÝ±½	1
29	Y26106-080222	ÄÉÞÍÞÜÄ 8X 22	2
30	Y23414-080000	ÉßÄ-Ý(Ü 8	1
31	Y121250-44901	»-Ó½²ÄÄ(110ßC 1¼¼Ý¼·	1
32	Y124465-44950	ÉßÄ-Ý16	1
33	Y129004-49610	CW-T A CMP(MP2	1
34	Y129004-49711	• CW-T A(MP2	1
35	Y119802-49730	• ÍÜÄÞÖ(CW-T	1
36	Y124722-59050	• Í-½,ØÄÍß(Ü 9	2
37	Y129004-49620	CW-T B CMP(MP2	1
38	Y129004-49721	• CW-T B(MP2	1
39	Y124722-59050	• Í-½,ØÄÍß(Ü 9	2
40	Y121267-44760	½Íß-» (ÍÞ×Ä, :12)	1
41	Y26106-060302	ÄÉÞÍÞÜÄ 6X 30	4
42	Y26106-080452	ÄÉÞÍÞÜÄ 8X 45	1
43	Y119266-49350	»-Ó¾Ý»-	1
44	Y129150-49360	PK 10	1
45	Y171064-44510	»ÍÞÄÝ, CMP	1
47	Y121450-44531	• ÖÄÍß	1
48	Y124450-44560	• µ»(µ-ÉÞ-ÍÜ-Éß²Íß	1
49	Y121470-44581	• ÉßÄ-Ý	1
50	Y23065-070225	• ÉÞÆÉß²Íß²ÞÑ 7X 9X225	1
51	Y124450-44550	ÉÞÝÄÞ(»ÍÞÄÝ,	1
52	Y121256-44600	ÍÞ×¹ÄÄ (ÍÞ×Ä, :12)	1
53	Y23010-038000	Í-½ÉÞÝÄÞ 38	2
54	Y23010-044000	Í-½ÉÞÝÄÞ 44	2
55	Y129150-49100	»ÝÍß³Ä, CMP	1
56	Y129150-49080	• ÄÞÜÝ²Ä,	1

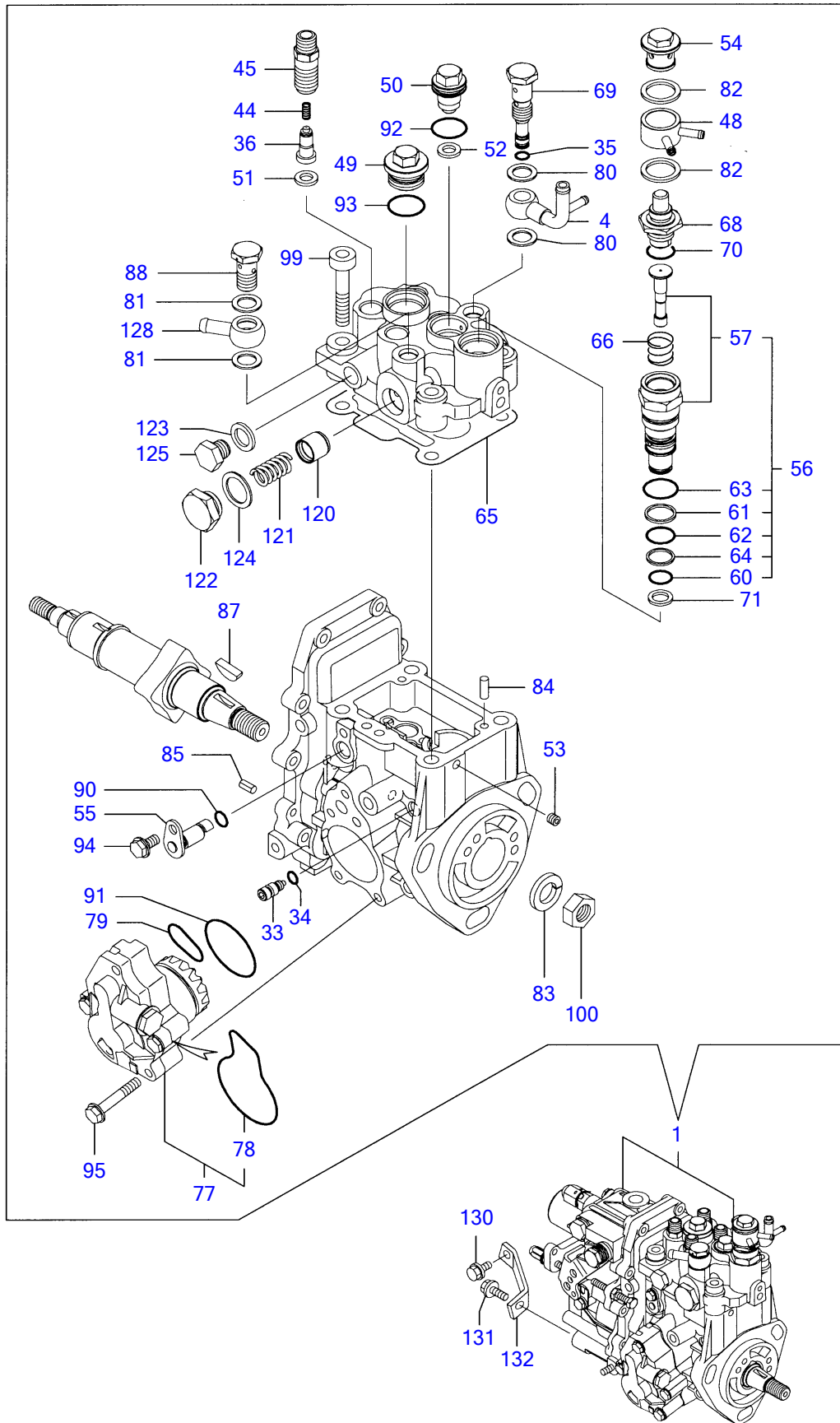
# Engine for TB153FR 4TNV88-PTBZ1 FUEL INJECTION PUMP



Y00D8900	11. F0ファンシャポンプ			
4TNV88-PTBZ1		1:06.02		PLUS

REF NO.	PARTS NO.	FOIÝ¼ÓÍßÝÍß	FUEL INJECTION PUMP	Q'ty	CEÝŠ:¼«	”ó¼
1	Y729642-51490	FOIÝ¼ÓÍßÝÍß ASSY	PUMP ASSY, F.INJECT	1	(1)	ÐÁÞ¼ NO.1 FOIÝ¼ÓÍßÝÍß ASSY ÆÉºÓ, NO.12 ¶ÞÉÞÁ µ ì,Ðí½.
4	Y158552-51670	¼ÞÖ²ÝÄ(µ-ÉÞ-ÌÛ-	• JOINT	1		
33	Y158600-51270	ÛØÄÞÒ(ÁÍßÄÄ	• STOPPER	1		
34	Y158563-51281	• OØÝ,Þ 4D S6	• O-RING	1		
35	Y158563-51281	• OØÝ,Þ 4D S6	• O-RING	1		
36	Y158560-51300	• ÄÞØÞÞØÉÞÛÞ CMP	• VALVE ASSY, DILEVERY	4		
44	Y158563-51330	• SP(ÄÞØÞÞØÉÞÛÞ	• SPRING	4		
45	Y158601-51340	• ÛÄÞ(ÄÞØÞÞØ	• HOLDER, DELIVERY	4		
48	Y158553-51551	• ¼ÞÖ²ÝÄ(Û².Ö,½²	• JOINT, COOLING WATER	1		
49	Y158601-51550	• Ìß×,Þ(ÌÞÝÉß²¼Þ,	• PLUG	1		
50	Y119802-51560	• ÉÞÛÛÌß×,Þ	• BARREL PLUG	1		
51	Y158552-51570	• PK(ÉÞÛÛÌß×,Þ	• PK(BARREL PLUG	4		
52	Y158552-51570	• PK(ÉÞÛÛÌß×,Þ	• PK(BARREL PLUG	1		
53	Y158557-51570	• Ìß×,Þ(×Ä,	• PLUG	1		
54	Y158601-51570	• Ìß×,Þ(Û².Ö,½²	• PLUG,WATER PUMP	1		
55	Y158552-51580	• ØÝ,ØÌÄ-	• LIFTER	1		
56	Y119802-51590	• Ä²Ì-¾ÄÄ	• TIMER SET	1		
57	Y119802-51600	• • Ä²Ì-CMP(»-Ó´ÛÒÝÄ	• • TIMER CMP	1		
60	Y158553-51670	• • OØÝ,Þ 1011	• • O-RING, 1011	1		
61	Y119802-51680	• • ÉÞÄ,±ÄÌßØÝ,Þ	• • BACKUP RING	1		
62	Y119802-51690	• • OØÝ,Þ	• • O RING	1		
63	Y24356-010200	• • OØÝ,Þ 4D 1020	• • PACKING, 1020	1		
64	Y24372-000150	• • ÉÞÄ,±ÄÌßØÝ,Þ	• • RING, BACKUP T2 P 15	1		
65	Y158552-51600	• PK(ÍÄÄÞ	• PACKING, HEAD	1		
66	Y158553-51630	• SP(Ä²Ì-	• SPRING,TIMER	1		
68	Y158553-51640	• »-Ó´ÛÒÝÄ	• ELEMENT, THERMO	1		
69	Y158601-51650	• µ-ÉÞÛ-Ä·ÞÄ	• JOINT	1		
70	Y158553-51660	• OØÝ,Þ P14	• O-RING,P14	1		
71	Y158553-51680	• PK(Ä²Ì-	• PACKING,TIMER	1		
77	Y158552-52100	• Ì²-ÄÞÍßÝÍß CMP	• PUMP ASSY,FEED	1		
78	Y158552-52500	• • O ØÝ,Þ(Ì²°ÄÞP²ÝÄ°	• • O-RING(FEED P INNER	1		
79	Y158552-52310	• OØÝ,Þ(Ì²-ÄÞÍßÝÍß	• O-RING	1		
80	Y22190-120002	• ¼-ÛÛÄ¼Ö(éÛ 12	• SEAL WASHER 12	2		
81	Y22190-120002	• ¼-ÛÛÄ¼Ö(éÛ 12	• SEAL WASHER 12	2		
82	Y22190-180002	• ¼-ÛÛÄ¼Ö(éÛ 18	• SEAL WASHER 18	2		
83	Y22217-140000	• ÉÞÈ»Þ¶ÞÈ 14	• SPRING WASHER 14	1		
84	Y22312-050140	• Í²º³ÉßÝ 5X14	• PARALLEL PIN 5X14	2		
85	Y22351-050010	• ½ÌßØÝ,ÞÉßÝ 5.0AX 10	• SPRING PIN 5X10	2		
87	Y119802-51090	• ÉÝ¹ÞÄ.º 4X16	• KEY,WOODRUFF 4X16	1		
88	Y23857-060000	• ¶ÝÄ·ÞÄÌÞÛÄ 6	• JOINT BOLT 6,PIPE	1		
90	Y24311-000070	• OØÝ,Þ 1A P 7.0	• O-RING 1A P-7.0	1		
91	Y158552-52400	• O ØÝ,Þ 4E S42	• O-RING 4E S42	1		
92	Y24356-010180	• OØÝ,Þ 4D 1018	• O-RING	1		
93	Y24356-010200	• OØÝ,Þ 4D 1020	• PACKING, 1020	1		
94	Y26106-060102	• ÄÉÞÞÛÄ 6X 10	• BOLT 6X 10 PLATED	1		
95	Y158553-51770	• ÌÞÛÄ	• BOLT	4		

# Engine for TB153FR 4TNV88-PTBZ1 FUEL INJECTION PUMP



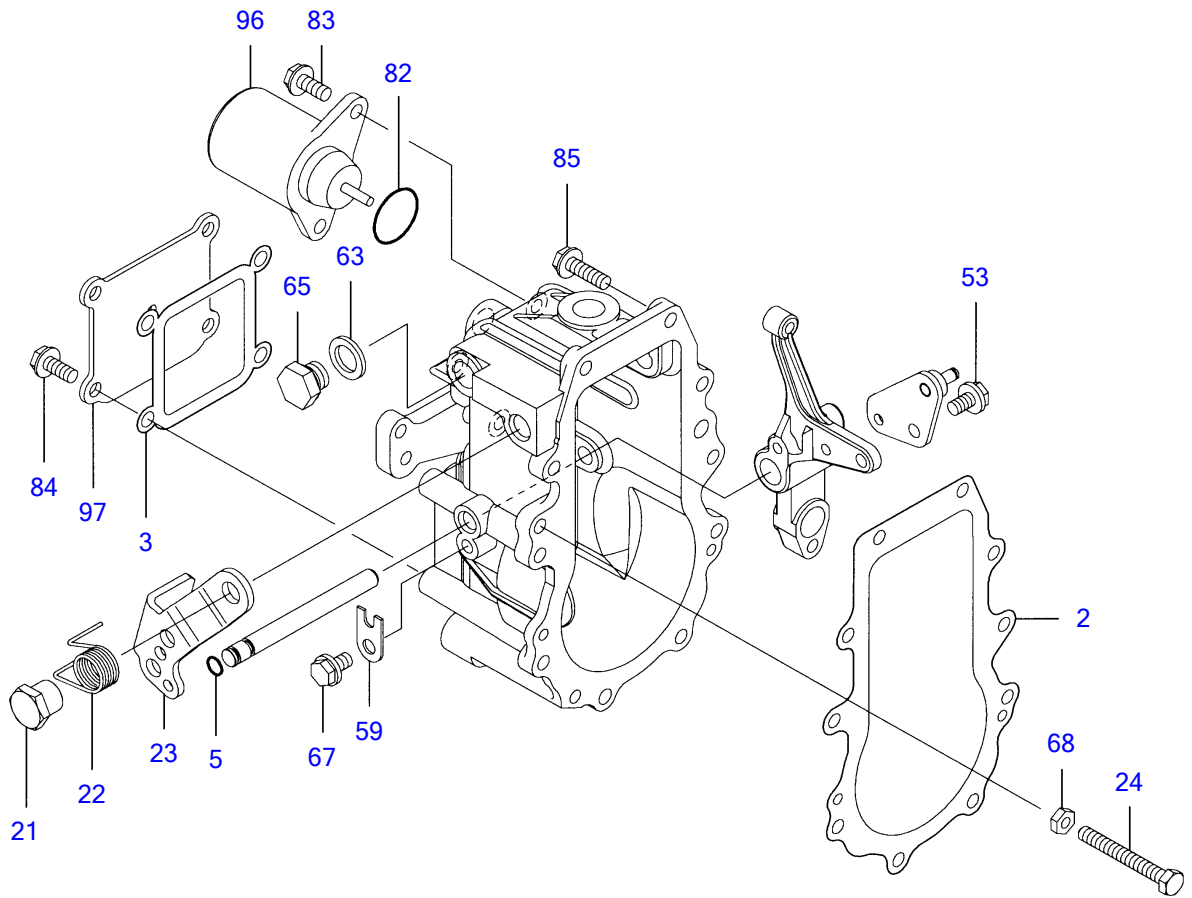
Y00D8900	11. F0ファンシャポンプ			
4TNV88-PTBZ1		1:06.02		PLUS



FOIY¼ÔÍBÝÍB FUEL INJECTION PUMP

REF NO.	PARTS NO.	Description	Q'ty	I	R	"õ
99	Y26450-080452	• 6¼±ÁÍÞÙÄ 8X 45	4			
100	Y26776-140002	• ÁÖÄÄÄ(Î¿ 14	1			
120	Y158601-51770	• ±·ÖÑÚ-ÄËß½ÄÝ	1			
121	Y158552-51780	• ±·ÖÑÚ-ÄSP	1			
122	Y158601-51790	• ±·ÖÑÚ-ÄÍß×, Þ	1			
123	Y22190-120002	• ¼-ÙÚÄ¼Ô(ëÛ 12	1			
124	Y22190-180002	• ¼-ÙÚÄ¼Ô(ëÛ 18	1			
125	Y23887-120002	• 6¼Íß×, Þ M12	1			
128	Y129916-59020	• ¼YÄ-ÞÄ(¼Ä, Ä 12	1			
130	Y26106-080162	• ÄËÞÍÞÙÄ 8X 16	1			
131	Y26106-080202	• ÄËÞÍÞÙÄ 8X 20	1			
132	Y129601-51250	• ÌÜÄÞÒ(FOP	1			

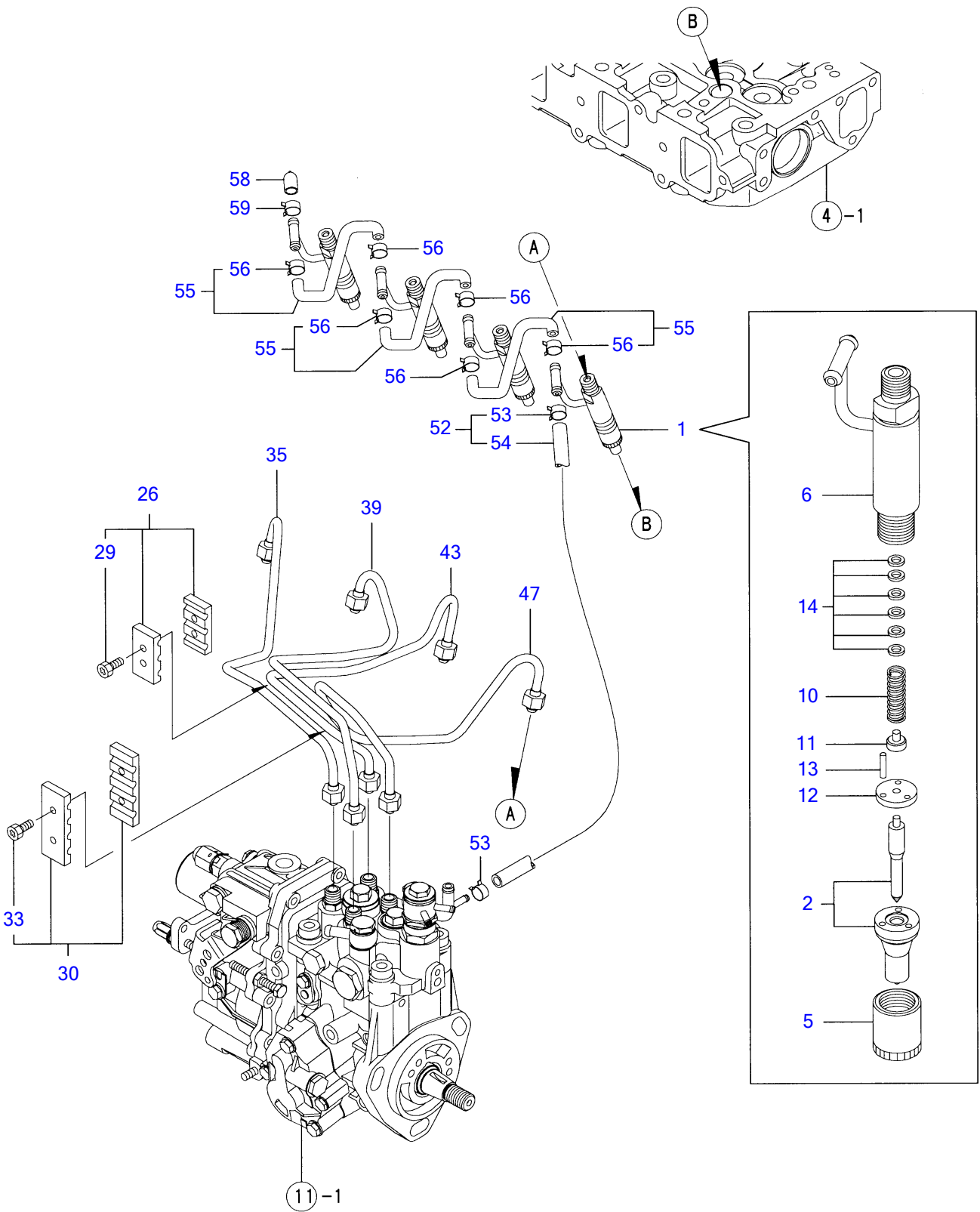
Engine for TB153FR 4TNV88-PTBZ1  
GOVERNOR



Y00D8900	12. ガバナ			
4TNV88-PTBZ1		1:06.02		PLUS

REF NO.	PARTS NO.	Description	Q'ty	GOVERNOR
2	Y158553-61050	PACKING, CASE	1	
3	Y158553-61070	PACKING	1	
5	Y129155-51280	O-RING S6	1	
21	Y129255-61410	NUT	1	
22	Y119807-61420	SPRING	1	
23	Y158552-61441	LEVER, REGULATOR	1	
24	Y129155-61460	BOLT, IDLE LIMIT	1	
53	Y26106-060102	BOLT 6X 10 PLATED	1	
59	Y119660-61901	RETAINER, SHAFT	1	
63	Y22190-120000	SEAL WASHER 12(BOLT)	1	
65	Y23887-120002	PLUG M12,HEX.	1	
67	Y26106-060102	BOLT 6X 10 PLATED	1	
68	Y26756-060002	LOCK NUT 6	1	
82	Y24341-000280	O-RING 1A S-28.0	1	
83	Y26106-060142	BOLT M 6X 14 PLATED	2	
84	Y26106-060142	BOLT M 6X 14 PLATED	4	
85	Y26106-060202	BOLT M 6X 20 PLATED	10	
96	Y119233-77932	SOLENOID, STOP	1	
97	Y129642-61060	COVER, CASE	1	

# Engine for TB153FR 4TNV88-PTBZ1 FUEL INJECTION VALVE

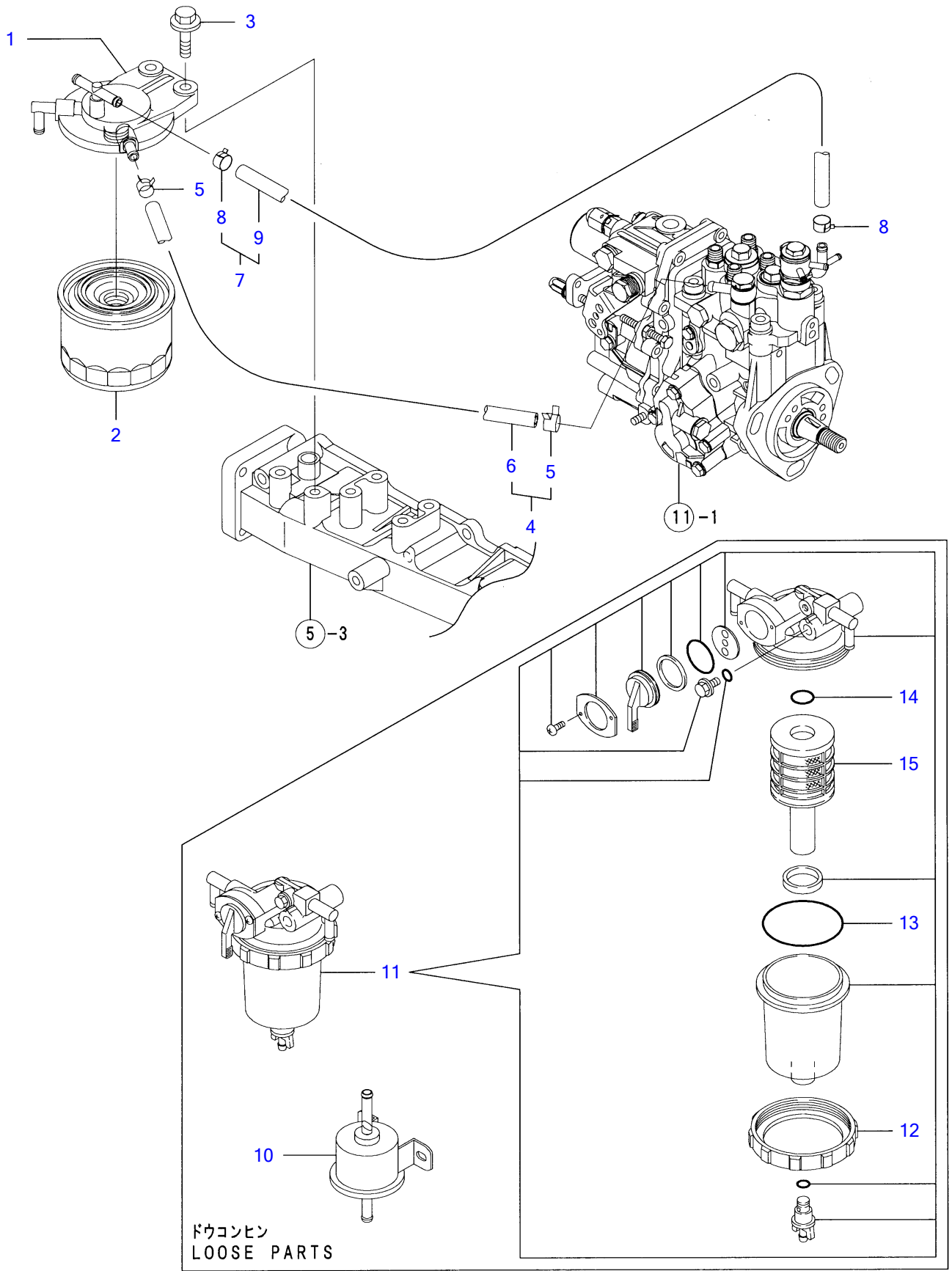


Y00D8900	13. F07ファンシャベン		
4TNV88-PTBZ1	1:06.02		PLUS

FOI¼-ÍPÝ FUEL INJECTION VALVE

REF NO.	PARTS NO.	Description	Q'ty
1	Y729645-53100	FOÍPÝ ASSY(WBG FUEL INJECTOR(WBG	4
2	Y129602-53001	• É½PÙ CMP • NOZZLE ASSY	4
5	Y114250-53080	• 1-½ÄÄ(D16.95) • NUT, NOZZLE CASE	4
6	Y119802-53100	• É½PÙÍÜÄP CMP • HOLDER ASSY, NOZZLE	4
10	Y114250-53120	• ½ÍRØÝ,P(É½PÙ • SPRING, NOZZLE	4
11	Y114250-53130	• ¼-Ä(É½PÙ½ÍRØÝ,P • SEAT, NOZZLE SPRING	4
12	Y114250-53140	• ½ÄÄÍRÍRÚ-Ä • PLATE, STOP	4
13	Y114250-53210	• ÉRÝ(É½PÙ²Á·PÒ • PIN	8
14	Y114250-53400	• ¼Ñ CMP • SHIM PACK	4
26	Y129150-59120	ÌÜÄPÒ(ÍÝ¼Ô¶Ý CMP RETAINER, INJ. PIPE	1
29	Y129150-59131	• HB4X14 • BOLT M4X14,HEX.SCKT.	2
30	Y129550-59120	ÌÜÄPÒ(ÍÝ¼Ô¶ÝCMP RETAINER	1
33	Y129150-59131	• HB4X14 • BOLT M4X14,HEX.SCKT.	2
35	Y129601-59810	FO-T(ÍÝ¼Ô CMP PIPE ASSY, INJECTION	1
39	Y129601-59820	FO-T(ÍÝ¼Ô CMP PIPE ASSY, INJECTION	1
43	Y129601-59830	FO-T(ÍÝ¼Ô CMP PIPE ASSY, INJECTION	1
47	Y129601-59840	FO-T(ÍÝ¼Ô CMP PIPE ASSY, INJECTION	1
52	Y119802-59550	FO-T(ÓÄP¼ CMP PIPE ASSY, RETURN	1
53	Y124722-59050	• Î-½,ØÄÍR(ÌÜ 9 • CLAMP 9	2
54	Y119802-59560	• FO-T(ÓÄP¼ • PIPE, FUEL RETURN	1
55	Y129486-59551	FO-T(ÓÄP¼ CMP PIPE, FUEL RETURN	3
56	Y124722-59050	• Î-½,ØÄÍR(ÌÜ 9 • CLAMP 9	6
58	Y119593-59581	·ÓÄÍR(FO-TÓÄP¼ CAP	1
59	Y124060-77680	Î-½,ØÄÍR(ÌÜ 10 CLAMP 10	1

# Engine for TB153FR 4TNV88-PTBZ1 FUEL LINE

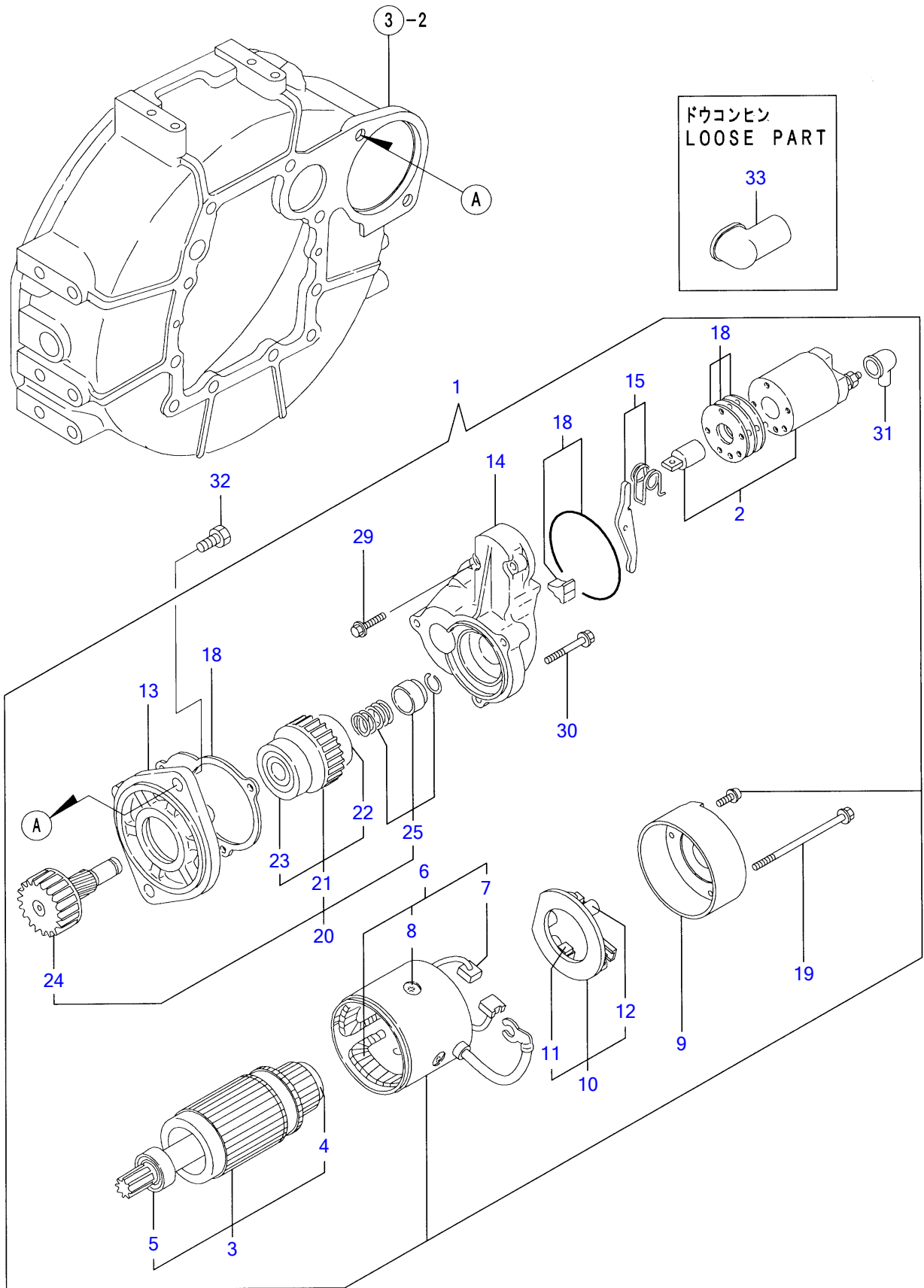


Y00D8900	14. FOパイプ		
4TNV88-PTBZ1		1:06.02	PLUS

**FOËÛÛ FUEL LINE**

REF NO.	PARTS NO.	Description	Q'ty	I	R	”ó
1	Y129004-55611	BRACKET, FILTER	1			
2	Y119802-55800	FILTER, FUEL	1			
3	Y26106-080302	BOLT M 8X 30 PLATED	2			
4	Y129210-59090	PIPE ASSY, FUEL OIL	1			
5	Y124766-59050	• CLAMP 12	2			
6	Y105325-59570	• PIPE, FUEL OIL	1			
7	Y129210-59150	PIPE ASSY, FUEL OIL	1			
8	Y124766-59050	• CLAMP 12	2			
9	Y105025-59530	• PIPE,FUEL (D13XL400)	1			
10	Y129612-52100	FUEL PUMP	1			
11	Y129906-55700	SEPARATOR ASSY	1			
12	Y129100-55690	• RING, RETAINING	1			
13	Y24321-000650	• O-RING 1A G-65.0	1			
14	Y24311-000160	• O-RING 1A P-16.0	1			
15	Y119802-55710	• ELEMENT	1			

# Engine for TB153FR 4TNV88-PTBZ1 STARTING MOTOR



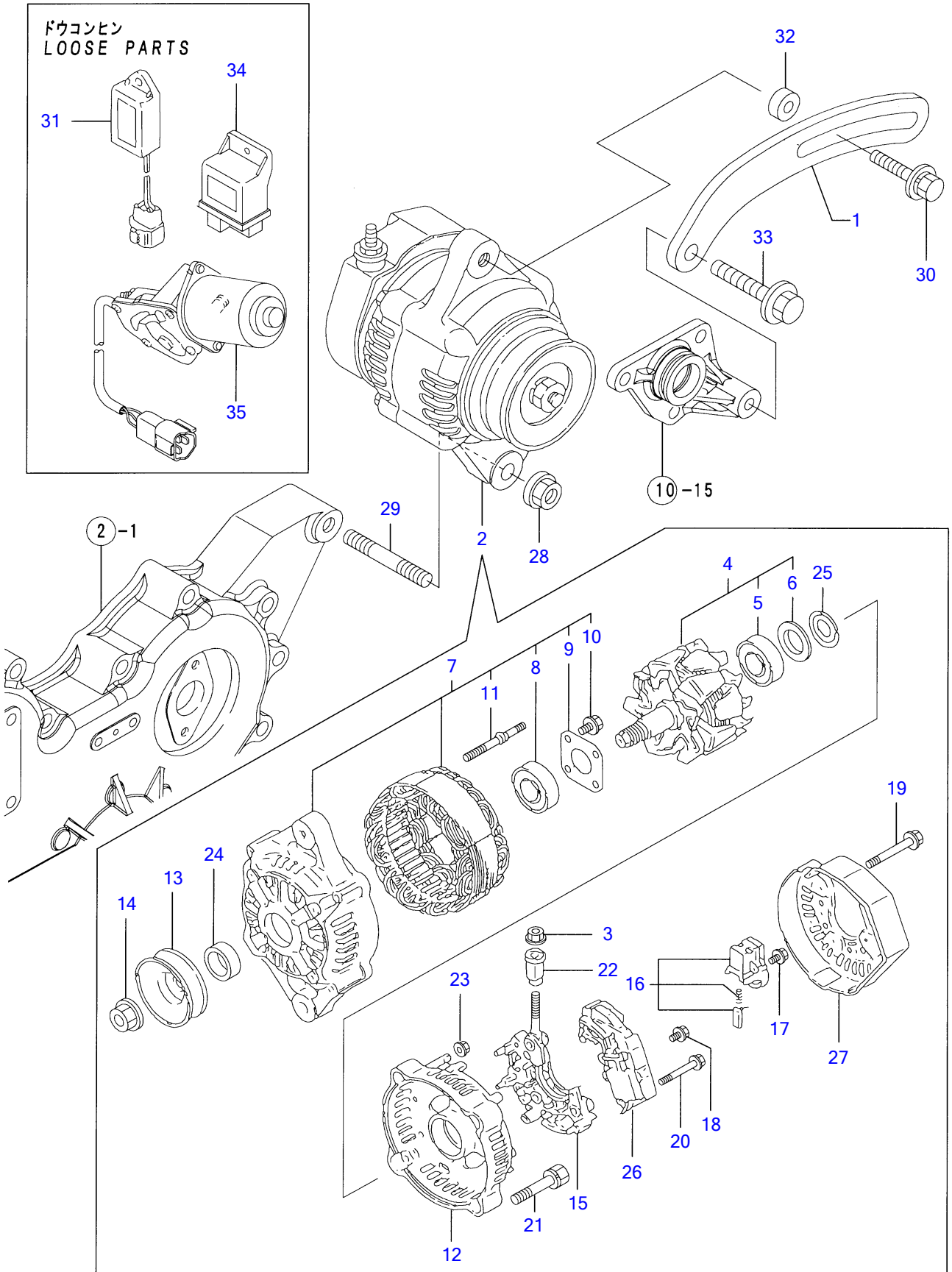
Y00D8900	15. スタートモーター		
4TNV88-PTBZ1		1:06.02	PLUS



½Ä-Ä²Ý, ÞÓ-Ä STARTING MOTOR

REF NO.	PARTS NO.	Description	Q'ty
1	Y129136-77011	STARTER	1
2	Y129136-77310	• SHAFT, PINION	1
3	Y129900-77400	• ARMATURE ASSY	1
4	YX2130350900	• • BALL BEARING	1
5	YX2114255110	• • BALL BEARING	1
6	Y129900-77440	• COIL ASSY, FIELD	1
7	Y129900-77450	• • BRUSH (+)	2
8	Y171008-77450	• • SCREW, POLE CORE SET	4
9	Y129900-77460	• COVER, REAR	1
10	Y129900-77480	• HOLDER ASSY, BRASH	1
11	Y129900-77450	• • BRUSH (+)	2
12	Y129400-77490	• • SPRING, BRUSH	4
13	Y171008-77510	• HOUSING ASSY, GEAR	1
14	Y129136-77520	• CENTER HOUSING	1
15	Y171008-77540	• LEVER SET, SHIFT	1
18	Y129400-77571	• DUST COVER, (NON-ASB.)	1
19	Y129900-77640	• BOLT, THROUGH	2
20	Y171008-77650	• PINION ASSY	1
21	YX2114555500	• • CLUTCH ASSY	1
22	YX2114955020	• • • BALL BEARING	1
23	YX2240410100	• • • BALL BEARING	1
24	Y171008-77660	• • SHAFT, PINION	1
25	Y171008-77670	• • STOPPER SET, PINION	1
29	Y26106-060322	• BOLT M 6X 32 PLATED	2
30	Y26106-060402	• BOLT M 6X 40 PLATED	3
31	Y171008-77750	• COVER, M TERMINAL	1
32	Y26116-120252	BOLT M12X 25 PLATED	2
33	Y124550-77030	COVER, TERMINAL	1

# Engine for TB153FR 4TNV88-PTBZ1 GENERATOR

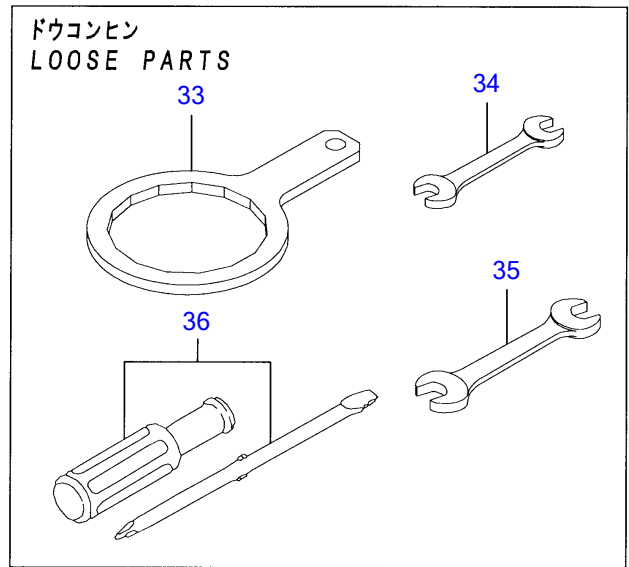
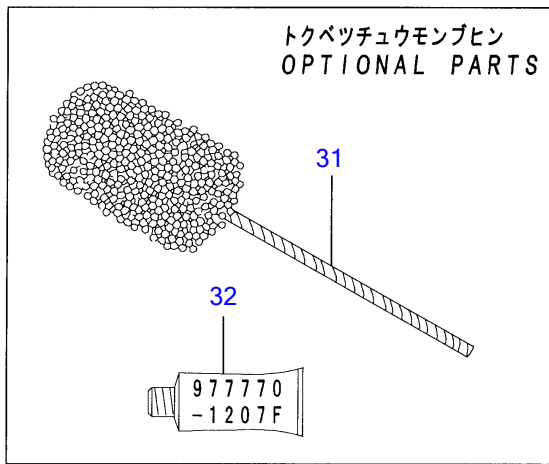
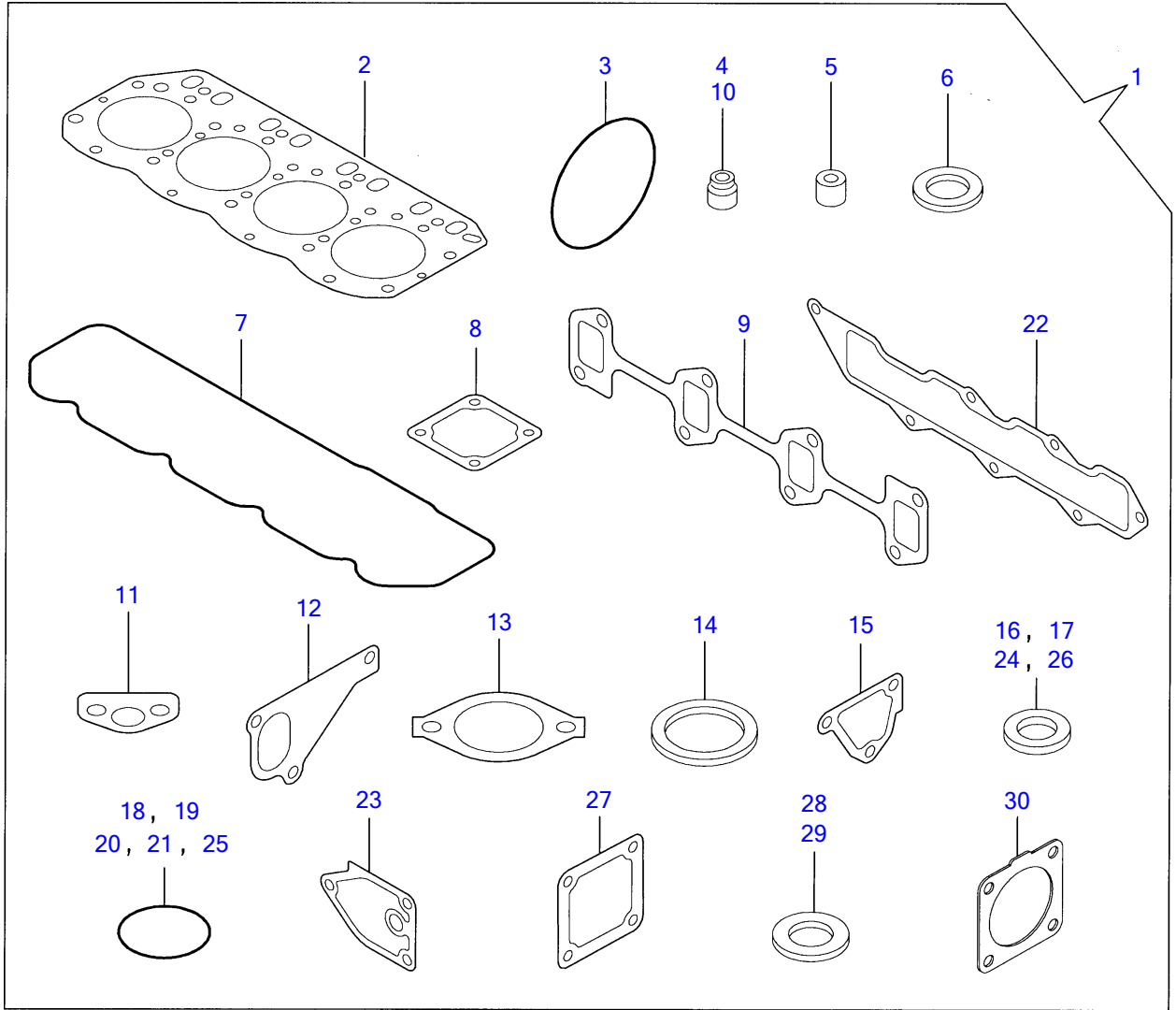


Y00D8900	16. ジェネレータ		
4TNV88-PTBZ1		1:06.02	PLUS

¼P'ÈÚ-À GENERATOR

REF NO.	PARTS NO.	Description	Q'ty
1	Y119802-77330	ADJUSTER, BELT	1
2	Y129240-77200	ALTERNATOR	1
3	Y129240-79310	• NUT	1
4	Y119620-77380	• ROTOR ASSY	1
5	Y126501-79240	• • BALL BEARING	1
6	Y119620-79250	• • COVER, BEARING	1
7	Y119620-77421	• FLAME ASSY, DRIVE	1
8	Y119620-79200	• • BALL BEARING	1
9	Y119620-79210	• • PLATE	1
10	Y119620-79220	• • SCREW	4
11	Y119620-79230	• • BOLT, STUD	2
12	Y119620-77440	• FLAME ASSY, REAR	1
13	Y119620-77461	• PULLEY	1
14	Y119620-77471	• NUT	1
15	Y119620-79260	• HOLDER	1
16	Y129052-79270	• HOLDER, BRUSH	1
17	Y119620-79290	• SCREW	6
18	Y119620-79300	• SCREW	1
19	Y119620-79310	• BOLT	3
20	Y119620-79320	• SCREW WWASHER	2
21	Y119620-79330	• BOLT	2
22	Y119620-79340	• INSULATION BUSH	1
23	Y119620-79350	• NUT	2
24	Y119620-77490	• COLLAR	1
25	Y119620-79360	• THRUST WASHER	1
26	Y129240-77710	• REGULATOR ASSY	1
27	Y129240-79300	• COVER	1
28	Y26306-100002	NUT	1
29	Y129795-01900	STUD	1
30	Y129972-77341	BOLT, ADJUSTING	1
31	Y129211-77920	TIMER	1
32	Y119940-77270	ADJUSTER, BELT	1
33	Y26106-080452	BOLT M 8X 45 PLATED	1
34	Y119802-77200	RELAY, SAFETY	1
35	Y129136-66810	MOTOR, ENGINE STOP	1

Engine for TB153FR 4TNV88-PTBZ1  
GASKET SET & TOOL



Y00D8900	17. パッキンセット & コウグ			
4TNV88-PTBZ1		1:06.02		PLUS

REF NO.	PARTS NO.	Description	Q'ty	R	Notes
1	Y729601-92950	GASKET SET(NON-ASB.)	1	(1)	
2	Y129407-01340	GASKET,CYL.HEAD	1		
3	Y121850-51960	O-RING, F.I.PUMP	1		
4	Y124460-11340	SEAL, VALVE STEM	4		
5	Y119802-11870	PROTECTOR, NOZZLE	4		
6	Y119625-11880	SEAT, NOZZLE	4		
7	Y129601-11310	GASKET,COVER	1		
8	Y129150-77511	GASKET, (NON-ASB.)	1		
9	Y129550-13110	GASKET, EXH.MANIFOLD	1		
10	Y121400-11340	SEAL, VALVE STEM	4		
11	Y129150-35042	GASKET, (NON-ASB.)	1		
12	Y129486-42021	GASKET	1		
13	Y129795-49551	GASKET, (NON-ASB.)	1		
14	Y129150-49811	GASKET, (NON-ASB.)	1		
15	Y124395-49840	GASKET, THERMO. CASE	1		
16	Y22190-080002	SEAL WASHER 8S	2		
17	Y124465-44950	GASKET 16	1		
18	Y24311-000120	O-RING 1A P 12.0	3		
19	Y24311-000320	O-RING 1A P-32.0	3		
20	Y24341-000240	O-RING 1A S-24.0	1		
21	Y129486-42140	O-RING,CW-P	1		
22	Y129407-12110	GASKET,INT.MANOFOLD	1		
23	Y129150-35111	GASKET, (NON-ASB.)	1		
24	Y22190-220002	SEAL WASHER 22S	1		
25	Y119609-32040	O-RING P16	4		
26	Y22190-100002	SEAL WASHER 10S	2		
27	Y129100-77510	GASKET, AIR HEATER	1		
28	Y23414-080000	GASKET 8, ROUND	1		
29	Y129150-49360	GASKET 10	1		
30	Y129930-13201	GASKET, SILENCER	1		
31	Y129400-92430	HORN, FLEX	1	(1)	
32	Y977770-1207F	GASKET.LIQUID	1	(1)	
33	Y119640-92750	WRENCH, FILTER	1		
34	Y28110-100120	WRENCH 10X12	1		
35	Y28110-140170	WRENCH 14X17	1		
36	Y104200-92350	DRIVER, SCREW	1		