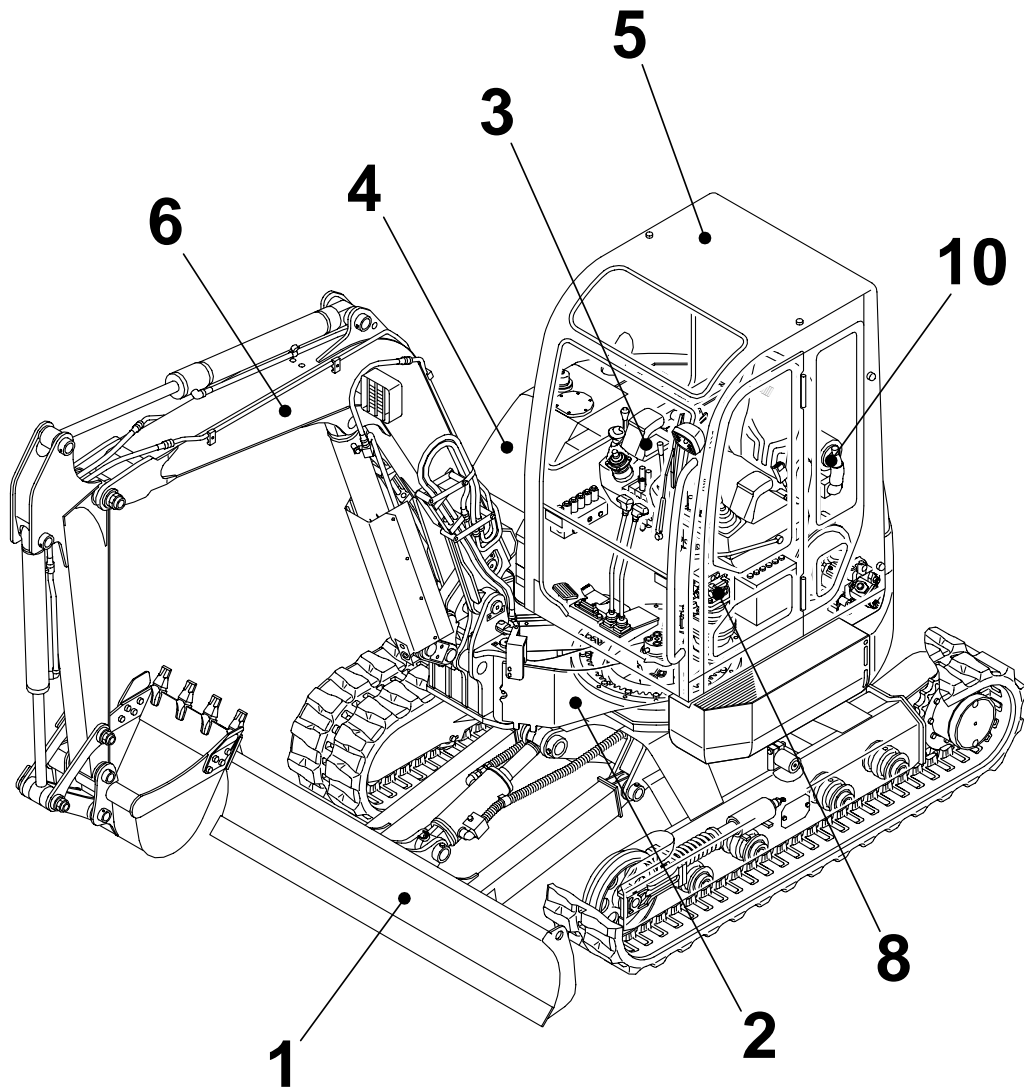


# TB138FR

Book No. BG5Z002  
Serial No.13810003-

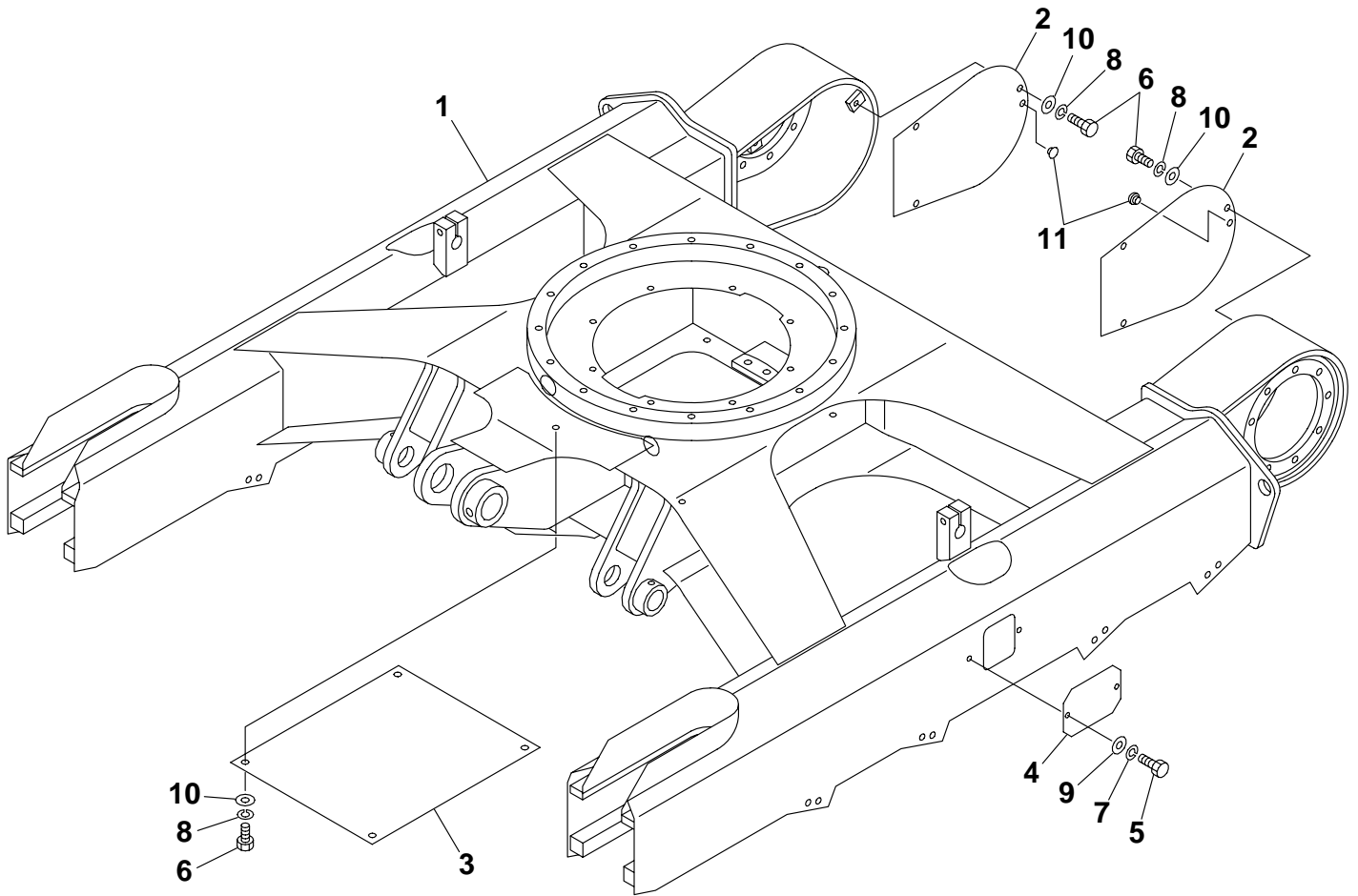


# TAKEUCHI



Item	Part number	Description	INDEX				Remarks
			Q'ty	Chan.	Serial No.	Serv.	
1		UNDERCARRIAGE					
2		TURNTABLE & CONTROL LEVER					
3		ENGINE & ELECTRICAL SYSTEM					
4		HYDRAULIC PIPNG & TANK					
5		COVER & CAB					
6		HOE ATTACHMENT					
7		DECAL & TOOL					
8		HYDRAULIC DEVICE					
10		ENGINE					
		2008.4.16					

TB138FR Book No. BG5Z002 S/N 13810003-  
**LOWER FRAME**



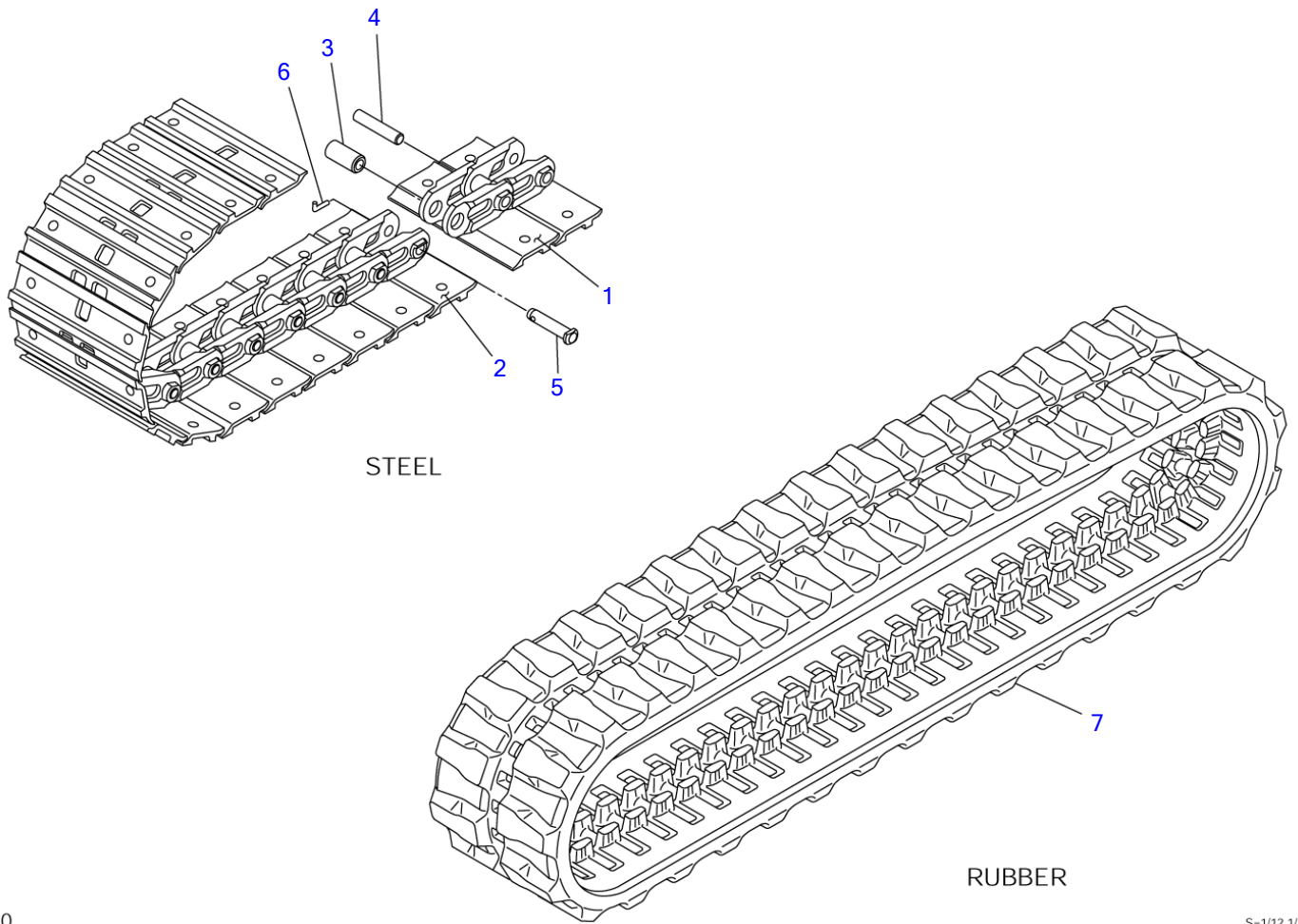
G5A010

S-1/12

**LOWER FRAME**

Item	Part number	Description	Q'ty	Chan.	Serial No.	Serv.	Remarks
		FRAME ASSY, lower					X03710-17500-0
1	X *****	FRAME	1				
2	<b>03510-06010</b>	COVER	2				
3	<b>04310-03600</b>	COVER	1				
4	<b>03310-18600</b>	COVER	2				
5	<b>11000-40816</b>	BOLT	4				
6	<b>11000-41020</b>	BOLT	10				
7	<b>11400-20008</b>	WASHER, spring	4				
8	<b>11400-20010</b>	WASHER, spring	10				
9	<b>11411-10008</b>	WASHER	4				
10	<b>11411-10010</b>	WASHER	10				
11	<b>16525-33019</b>	CAP	2				
	<b>G5a010</b>						

TB138FR Book No. BG5Z002 S/N 13810003-  
CRAWLER BELT



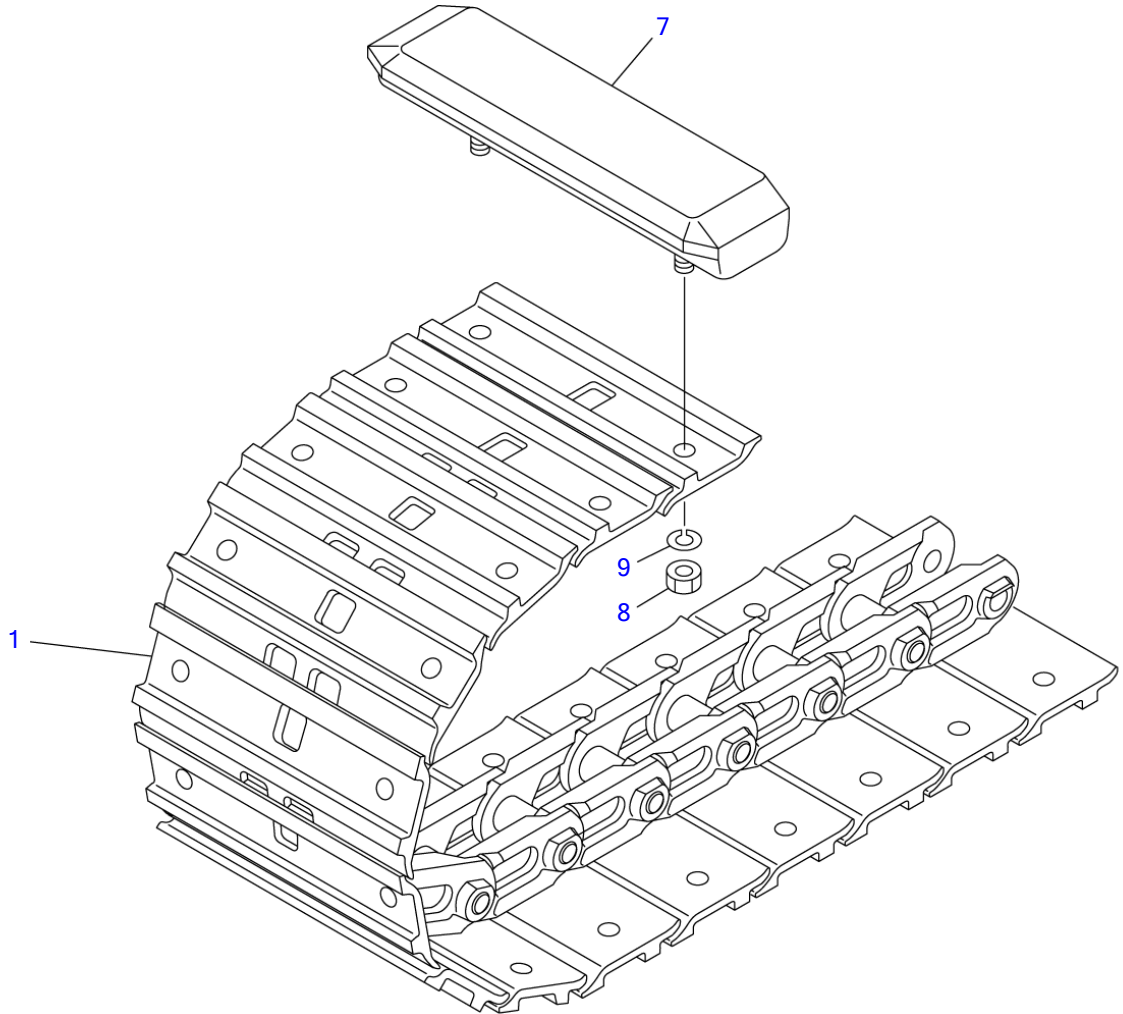
G5A020

S=1/12,1/14

**CRAWLER BELT**

Item	Part number	Description	Q'ty	Chan.	Serial No.	Serv.	Remarks
0-1	<b>1914054300</b>	BELT, steel crawler	2				
1	<b>1914054313</b>	▪ PLATE ASSY	42				
2	<b>1914054314</b>	▪ PLATE ASSY, master	1				
3	<b>1914053505</b>	▪ BUSHING	43				
4	<b>1914053506</b>	▪ PIN, track	42				
5	<b>1914053507</b>	▪ PIN, master	1				
6	<b>1914053508</b>	▪ PIN, cotter	1				
7	<b>1914068400</b>	BELT, rubber crawler	2				
	<b>G5a020</b>						

TB138FR Book No. BG5Z002 S/N 13810003-  
CRAWLER BELT (with rubber pads)



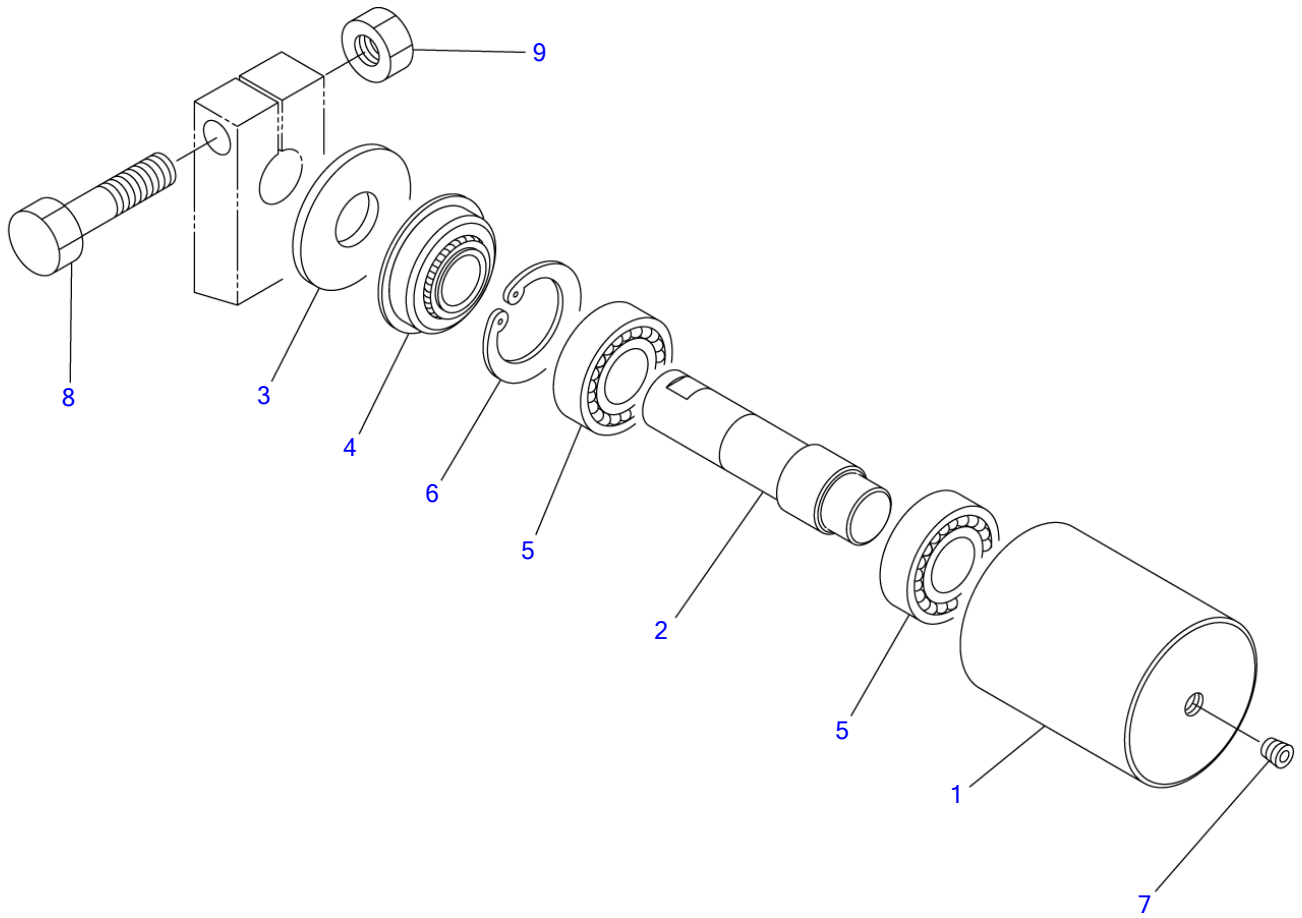
G4A112

S=1/6



**CRAWLER BELT (with rubber pads)**

Item	Part number	Description	Q'ty	Chan.	Serial No.	Serv.	Remarks
0	<b>1914054400</b>	BELT ASSY, steel crawler (with rubber pads)	2				
1	<b>1914054300</b>	▪ BELT, steel crawler	1				
7	<b>1914400400</b>	▪ PAD, rubber	43				
8	<b>1130020012</b>	▪ ▪ NUT	2				
9	<b>1140020012</b>	▪ ▪ WASHER, spring	2				
	<b>G4a113</b>						



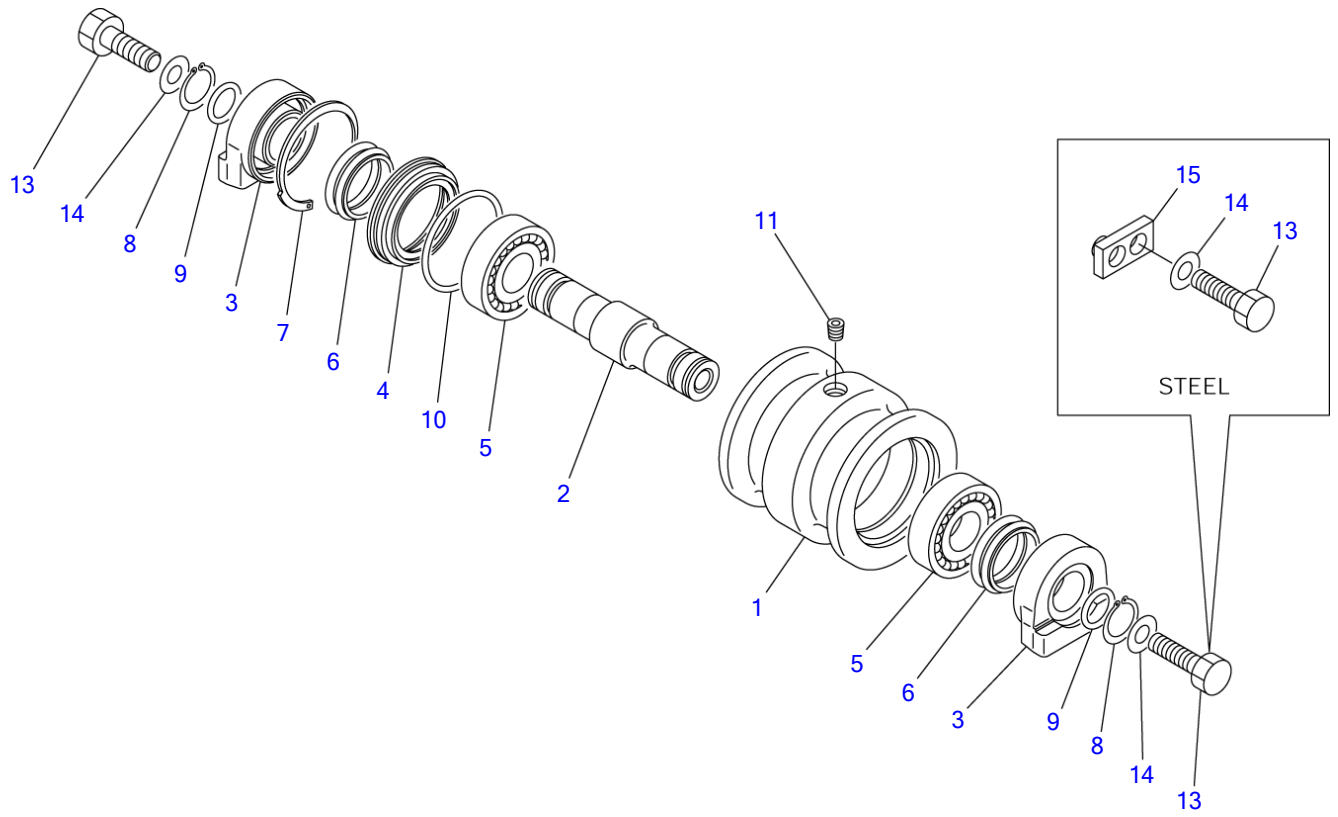
G4A100

S=1/3

**CARRIER ROLLER**

Item	Part number	Description	Q'ty	Chan.	Serial No.	Serv.	Remarks
		ROLLER ASSY, carrier					X03712-00000-1
0-1	<b>0371200100</b>	ROLLER SUB ASSY	2				
1	<b>0371200110</b>	▪ ROLLER	1				
2	<b>0431200200</b>	▪ SHAFT	1				
3	<b>0431200300</b>	▪ COVER	1				
4	<b>1431202552</b>	▪ SEAL	1				
5	<b>1300006205</b>	▪ BEARING	2				
6	<b>1221000052</b>	▪ RING, snap	1				
7	<b>1501820001</b>	▪ PLUG	1				
8	<b>1100041060</b>	BOLT	2				
9	<b>1130040010</b>	NUT	2				
	<b>G4a100</b>						

TB138FR Book No. BG5Z002 S/N 13810003-  
TRACK ROLLER



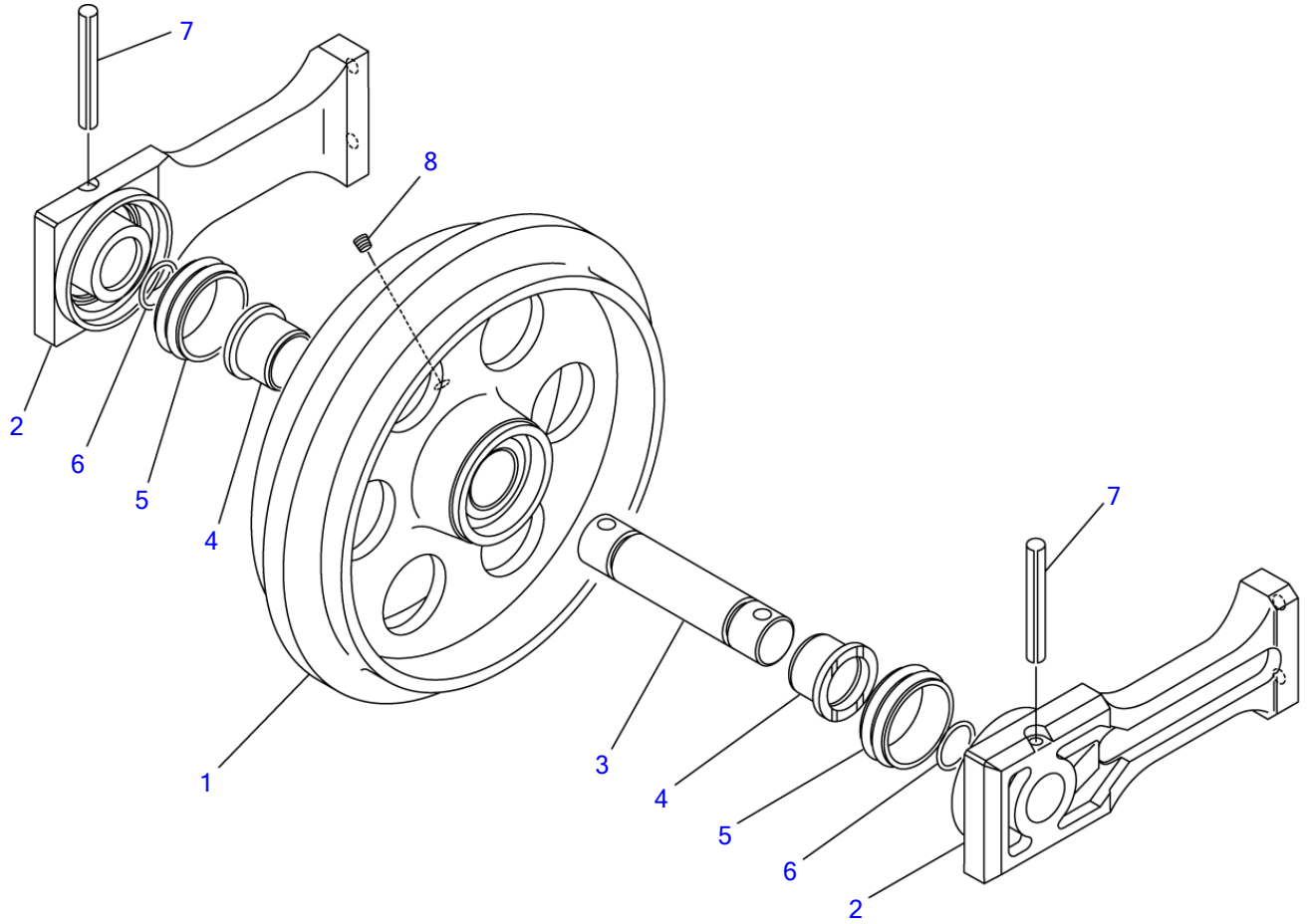
G4A030

S=1/5

**TRACK ROLLER**

Item	Part number	Description	Q'ty	Chan.	Serial No.	Serv.	Remarks
		ROLLER ASSY, track (steel)					X03713-00000-2
		ROLLER ASSY, track (rubber)					X04313-11000-2
0-1	<b>0431311100</b>	ROLLER SUB ASSY, track	8				
1	<b>0431311300</b>	• ROLLER	1				
2	<b>0431310200</b>	• SHAFT	1				
3	<b>0431310300</b>	• COVER	2				
4	<b>0431300400</b>	• RETAINER	1				
5	<b>1300006306</b>	• BEARING	2				
6	<b>1432500450</b>	• SEAL, floating	2				
7	<b>1222015080</b>	• RING, seeger	1				
8	<b>1220000030</b>	• RING, snap	2				
9	<b>1420100250</b>	• O-RING	2				
10	<b>1420100700</b>	• O-RING	1				
11	<b>1501810001</b>	• PLUG	1				
13	<b>1101051440</b>	BOLT	16				
	<b>1101051450</b>	BOLT	16				steel
14	<b>1141540014</b>	WASHER	16				
15	<b>0371300100</b>	STOPPER	16				steel
	<b>G4a031</b>						

TB138FR Book No. BG5Z002 S/N 13810003-  
FRONT IDLER



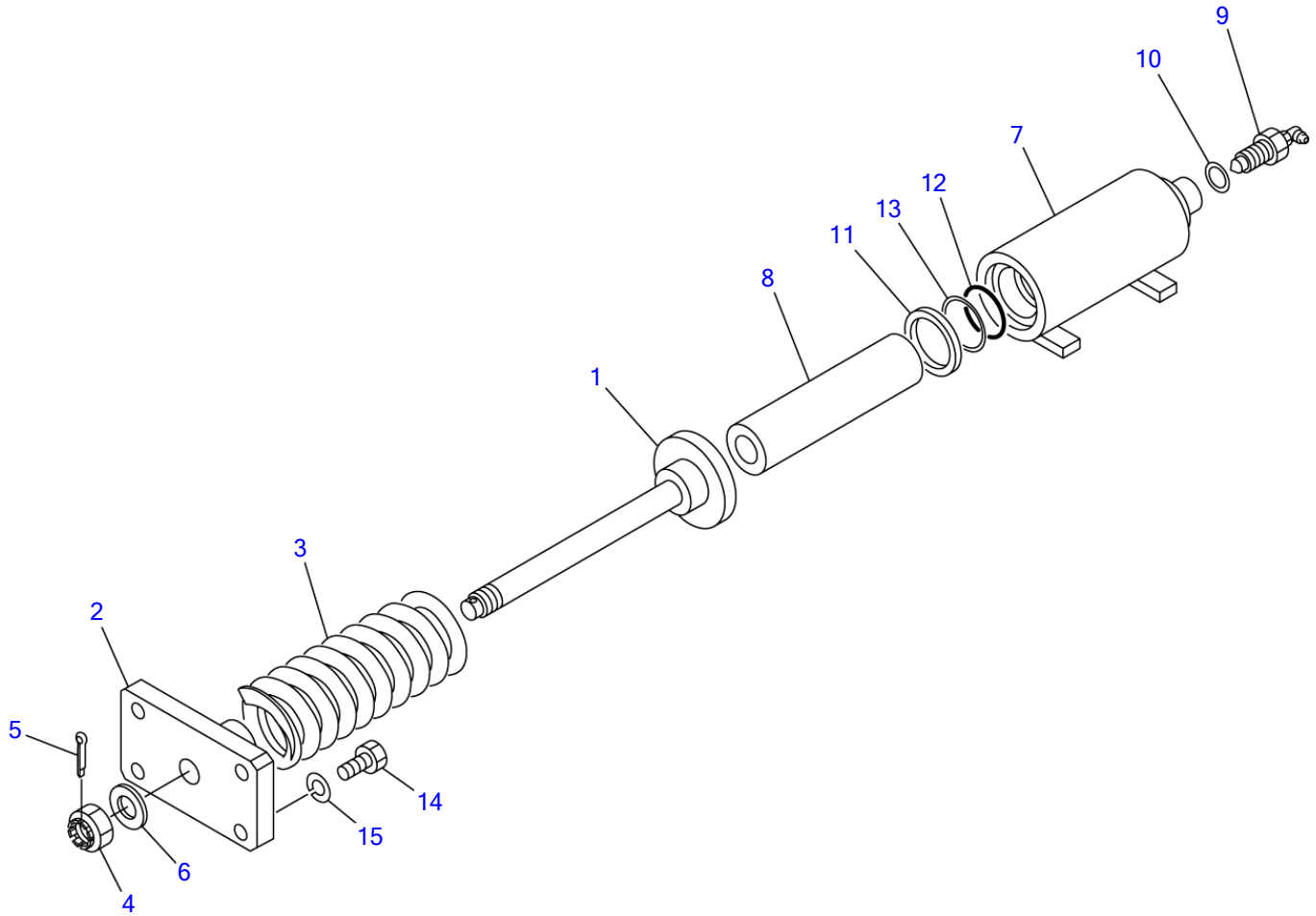
U1A050

S=1/5

FRONT IDLER						
Item	Part number	Description	Q'ty	Chan.	Serial No.	Serv. Remarks
0-1	<b>0371400000</b>	IDLER ASSY, front	2			X03714-00000-2
1	<b>0371400100</b>	▪ IDLER	1			
2	<b>0371400200</b>	▪ BLOCK	2			
3	<b>0371400300</b>	▪ SHAFT	1			
4	<b>1333064039</b>	▪ BUSHING	2			
5	<b>1432500640</b>	▪ SEAL, floating	2			
6	<b>1420100350</b>	▪ O-RING	2			
7	<b>1213000885</b>	▪ PIN, spring	2			
8	<b>1501810001</b>	▪ PLUG	1			
	<b>G5a030</b>					

TB138FR Book No. BG5Z002 S/N 13810003-  
TRACK ADJUSTER

---



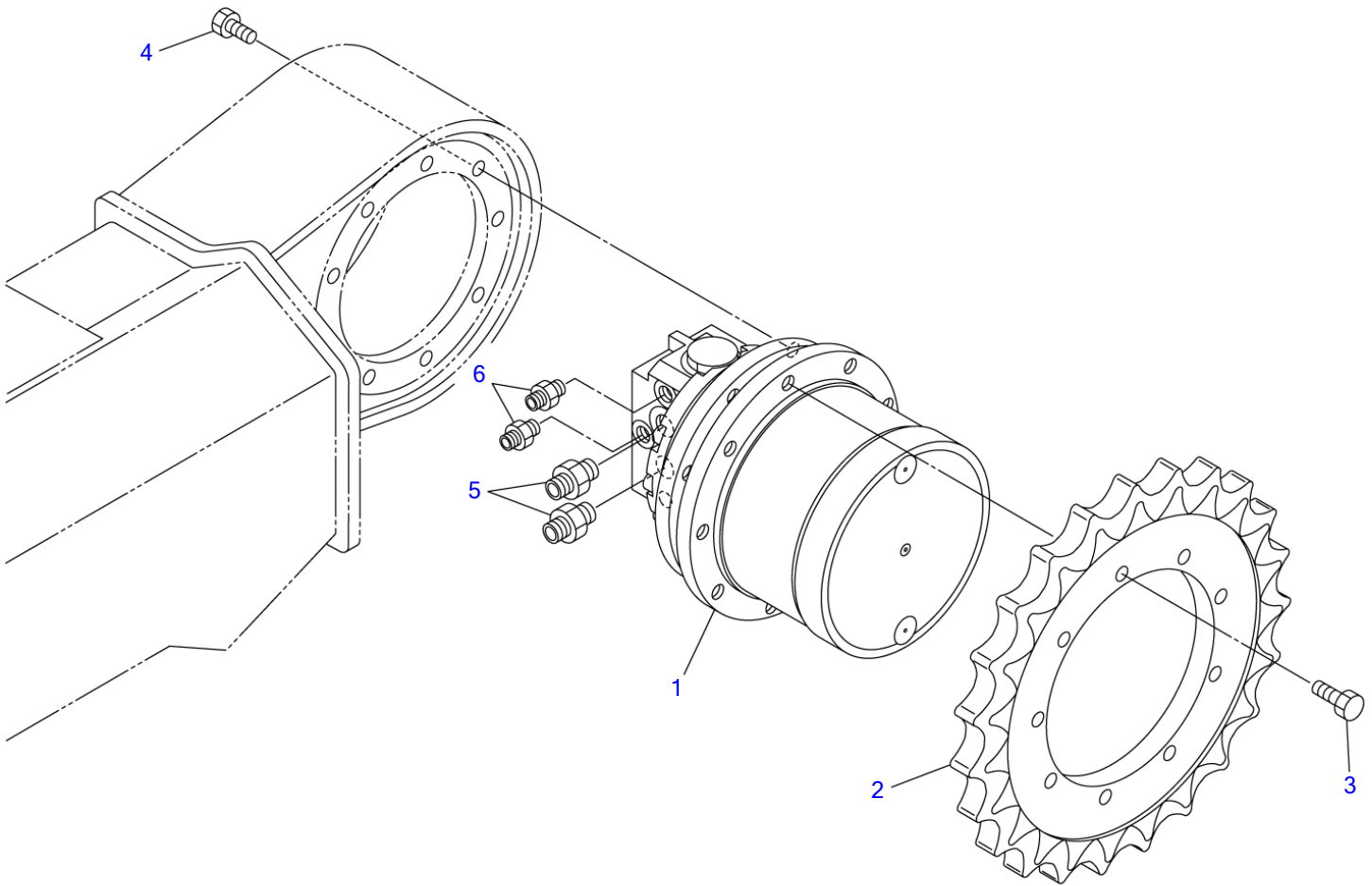
G4A040

S=1/6



**TRACK ADJUSTER**

Item	Part number	Description	Q'ty	Chan.	Serial No.	Serv.	Remarks
		SPRING ASSY					X03715-01000-1
0-1	<b>0371501100</b>	SPRING SUB ASSY	2				
1	<b>0371501200</b>	▪ ROD	1				
2	<b>0431510300</b>	▪ PLATE	1				
3	<b>0007000004</b>	▪ SPRING	1				
4	<b>1132030020</b>	▪ NUT	1				
5	<b>1210000440</b>	▪ PIN, split	1				
6	<b>1141540020</b>	▪ WASHER	1				
0-2	<b>0371501500</b>	CYLINDER ASSY, grease	2				
7	<b>0371501600</b>	▪ CYLINDER, grease	1				
8	<b>0371501700</b>	▪ PISTON	1				
9	<b>1541301602</b>	▪ VALVE, check	1				
10	<b>1541201616</b>	▪ WASHER	1				
11	<b>1400402640</b>	▪ SEAL, oil	1				
12	<b>1422010450</b>	▪ O-RING	1				
13	<b>1421020450</b>	▪ RING, back-up	1				
14	<b>1101051240</b>	BOLT	8				
15	<b>1140010012</b>	WASHER, spring	8				
	<b>G4a041</b>						



G5A040

S=1/6

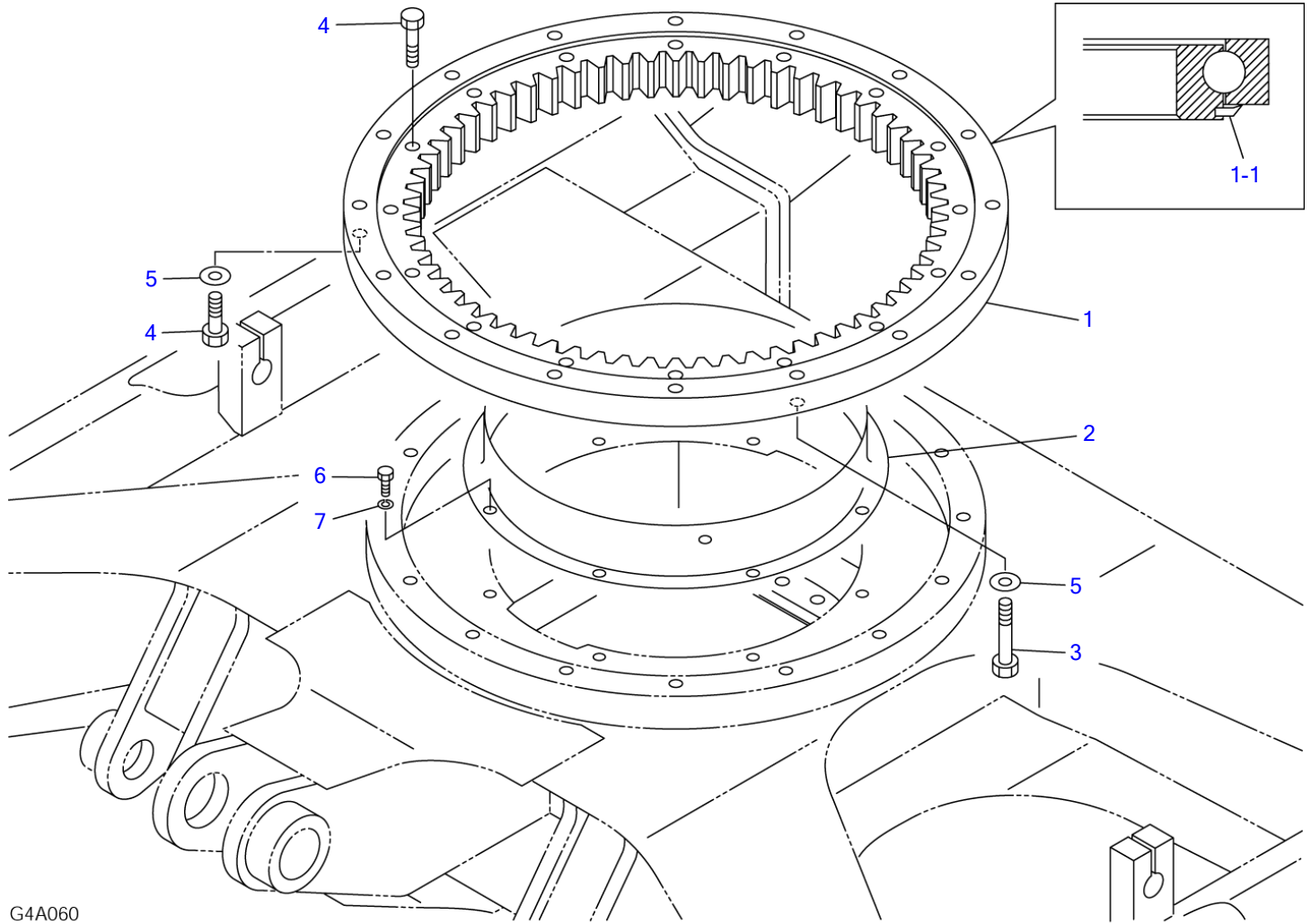
**TRAVEL DEVICE**

Item	Part number	Description	Q'ty	Chan.	Serial No.	Serv.	Remarks
		MOTOR ASSY, travel					X03716-08000-1
1	1903125700	MOTOR, travel	2		13810003~13810158		
	1903127300	MOTOR, travel	2	(H)	13810159~	M	
2	0471000600	SPROCKET	2				
3	1100051235	BOLT	18				
4	1100051230	BOLT	18				
5	1515600577	ADAPTOR	4				
	1420010180	· O-RING	1				
6	1515600200	ADAPTOR	4				
	1420010110	· O-RING	1				

<<NOTE>>  
 When you change a motor,  
 Please change it at the right  
 and left same time.

**G5a041**

TB138FR Book No. BG5Z002 S/N 13810003-  
SLEW BEARING

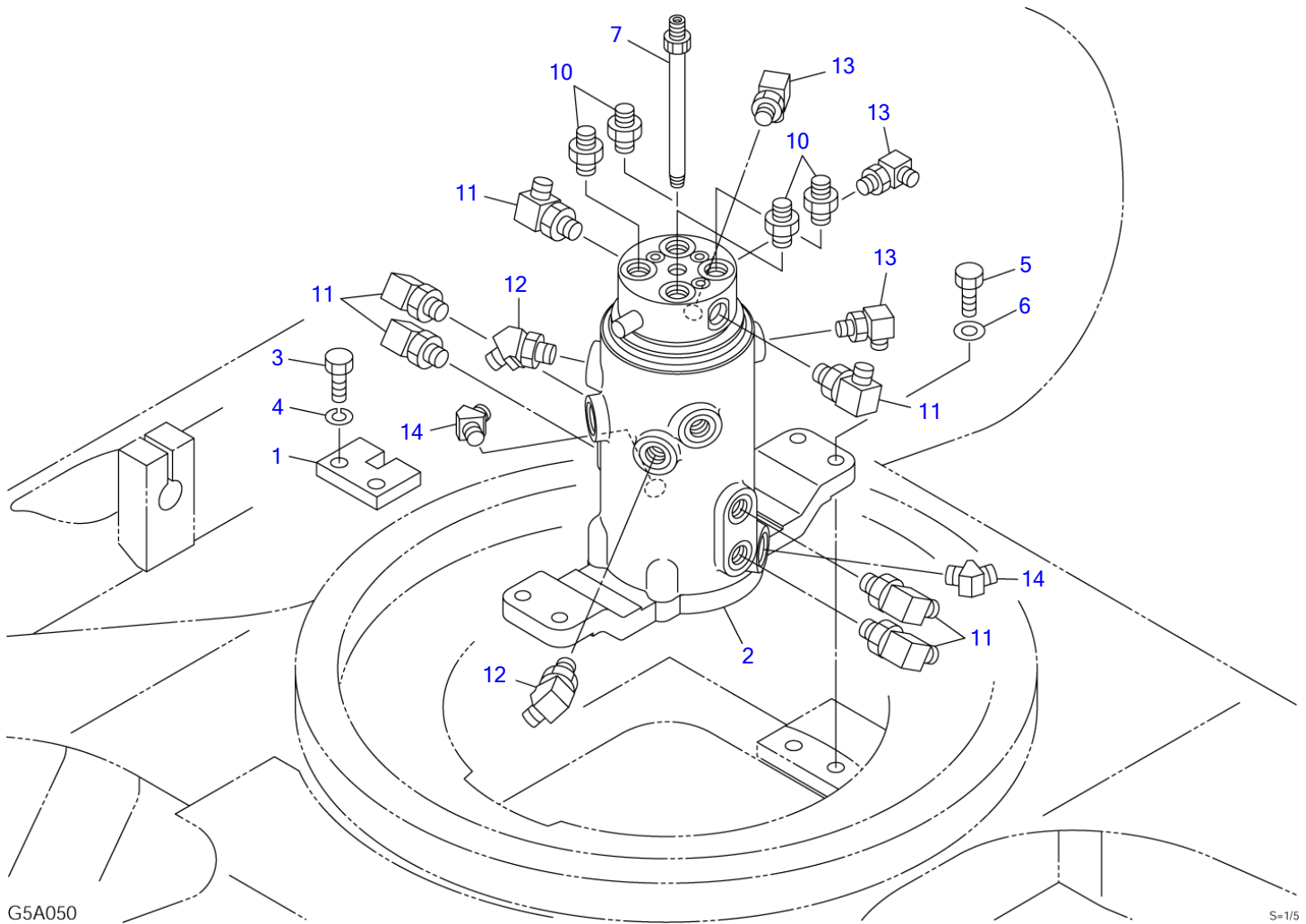


S=1/6

**SLEW BEARING**

Item	Part number	Description	Q'ty	Chan.	Serial No.	Serv.	Remarks
		BEARING ASSY, slew					X03720-00000-1
1	<b>1913003700</b>	BEARING	1				
1-1	<b>1913003709</b>	• SEAL	1				
2	<b>0432300100</b>	BATH, grease	1				
3	<b>0352000100</b>	BOLT	1				
4	<b>1101051265</b>	BOLT	31				
5	<b>1141540012</b>	WASHER	16				
6	<b>1100040816</b>	BOLT	8				
7	<b>1140020008</b>	WASHER, spring	8				
	<b>G4a060</b>						

TB138FR Book No. BG5Z002 S/N 13810003-  
SWIVEL JOINT & ACCESSORIES

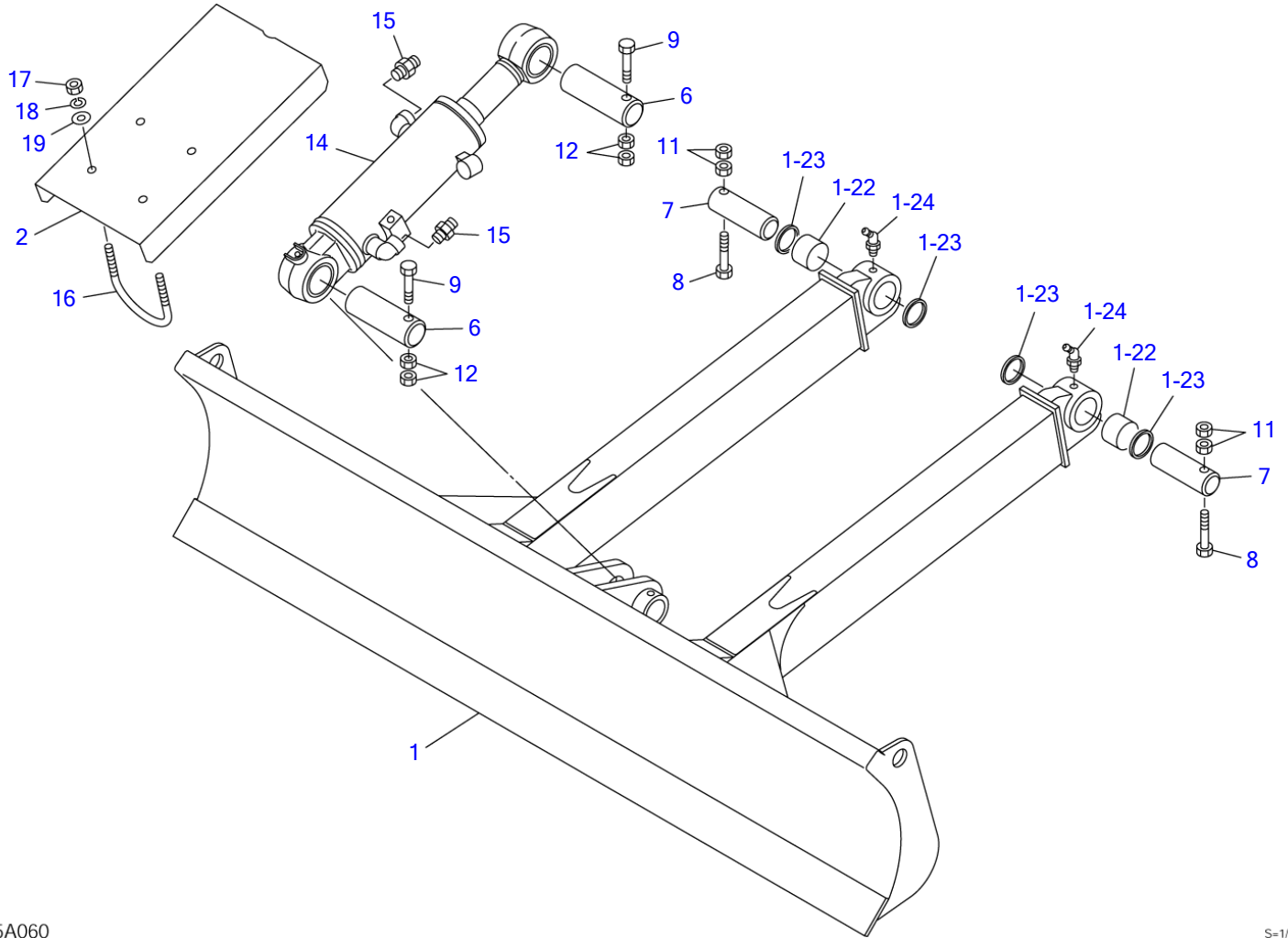


G5A050

S=1/5

**SWIVEL JOINT & ACCESSORIES**

Item	Part number	Description	Q'ty	Chan.	Serial No.	Serv.	Remarks
		JOINT ASSY, swivel					X03721-02000-1
1	<b>0442100100</b>	STOPPER	1				
2	<b>1904005900</b>	JOINT, swivel	1				
3	<b>1101041230</b>	BOLT	2				
4	<b>1140020012</b>	WASHER, spring	2				
5	<b>1101041240</b>	BOLT	4				
6	<b>1141100012</b>	WASHER	4				
7	<b>0352104100</b>	BUSHING	1				
10	<b>1515600201</b>	ADAPTOR	4				
	<b>1420010140</b>	· O-RING	1				
11	<b>1515010041</b>	ELBOW	6				
	<b>1420010140</b>	· O-RING	1				
12	<b>1515100111</b>	ELBOW	2				
	<b>1420010140</b>	· O-RING	1				
13	<b>1515012040</b>	ELBOW	3				
	<b>1420010110</b>	· O-RING	1				
14	<b>1511250002</b>	ELBOW	2				
	<b>G5a050</b>						



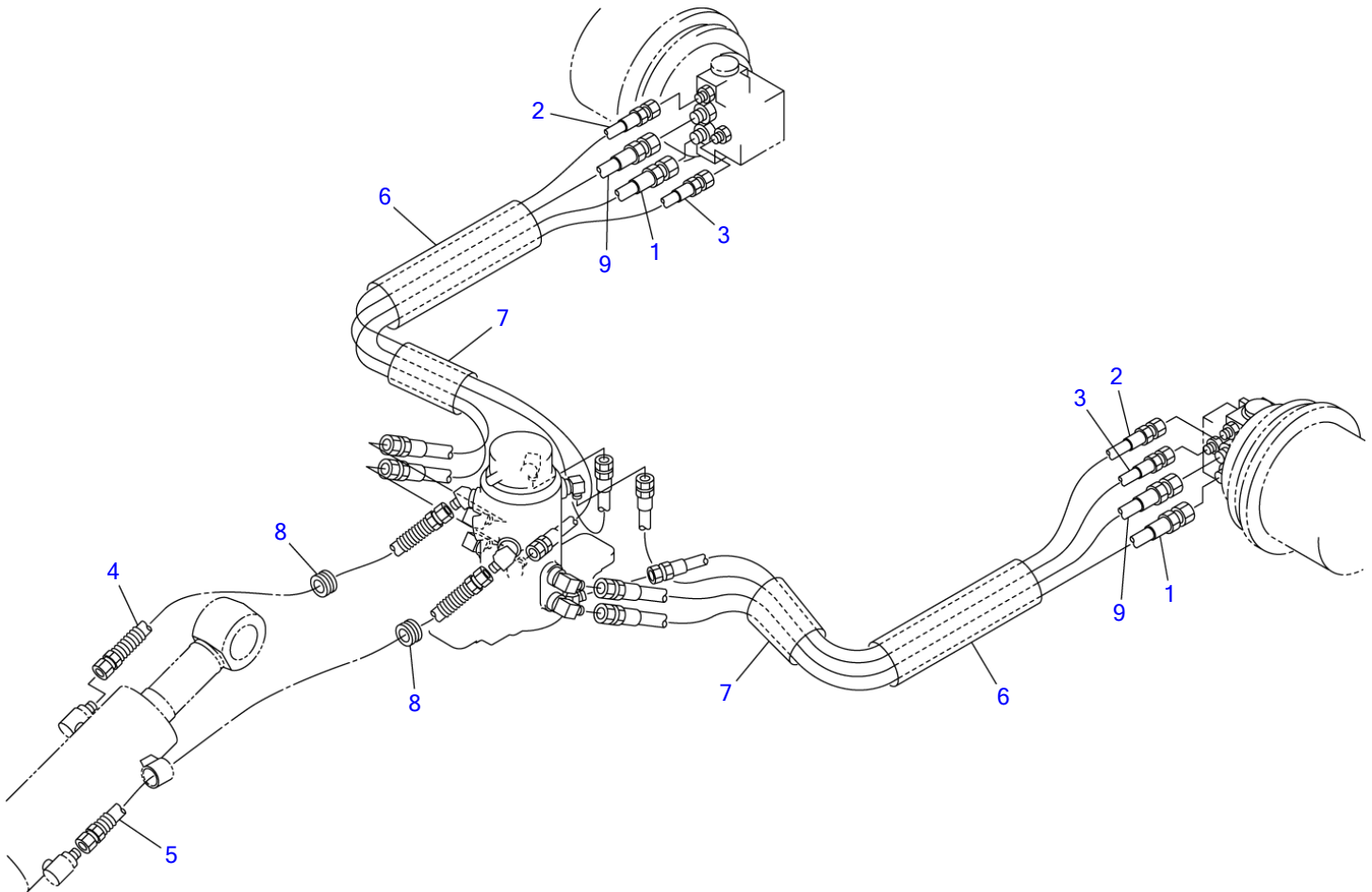
G5A060

S=1/12



**DOZER BLADE**

Item	Part number	Description	Q'ty	Chan.	Serial No.	Serv.	Remarks
		BLADE ASSY, dozer					x03763-09500-0
1	<b>0376309600</b>	BLADE SUB ASSY, dozer	1				
1-22	<b>0436312300</b>	• BUSHING	2				
1-23	<b>1432200040</b>	• SEAL, dust	4				
1-24	<b>1560001675</b>	• FITTING, grease	2				
2	<b>0566327010</b>	COVER	1				
6	<b>0001606140</b>	PIN	2				
7	<b>0001603125</b>	PIN	2				
8	<b>1103041080</b>	BOLT	2				
9	<b>1103141200</b>	BOLT	2				
11	<b>1130240010</b>	NUT	4				
12	<b>1130240012</b>	NUT	4				
14	<b>1900091700</b>	CYLINDER, dozer blade	1				
15	<b>1515600201</b>	ADAPTOR	2				
	<b>1420010140</b>	• O-RING	1				
16	<b>1533203040</b>	U-BOLT	2				
17	<b>1130040010</b>	NUT	4				
18	<b>1140020010</b>	WASHER, spring	4				
19	<b>1141110010</b>	WASHER	4				
	<b>G5a060</b>						

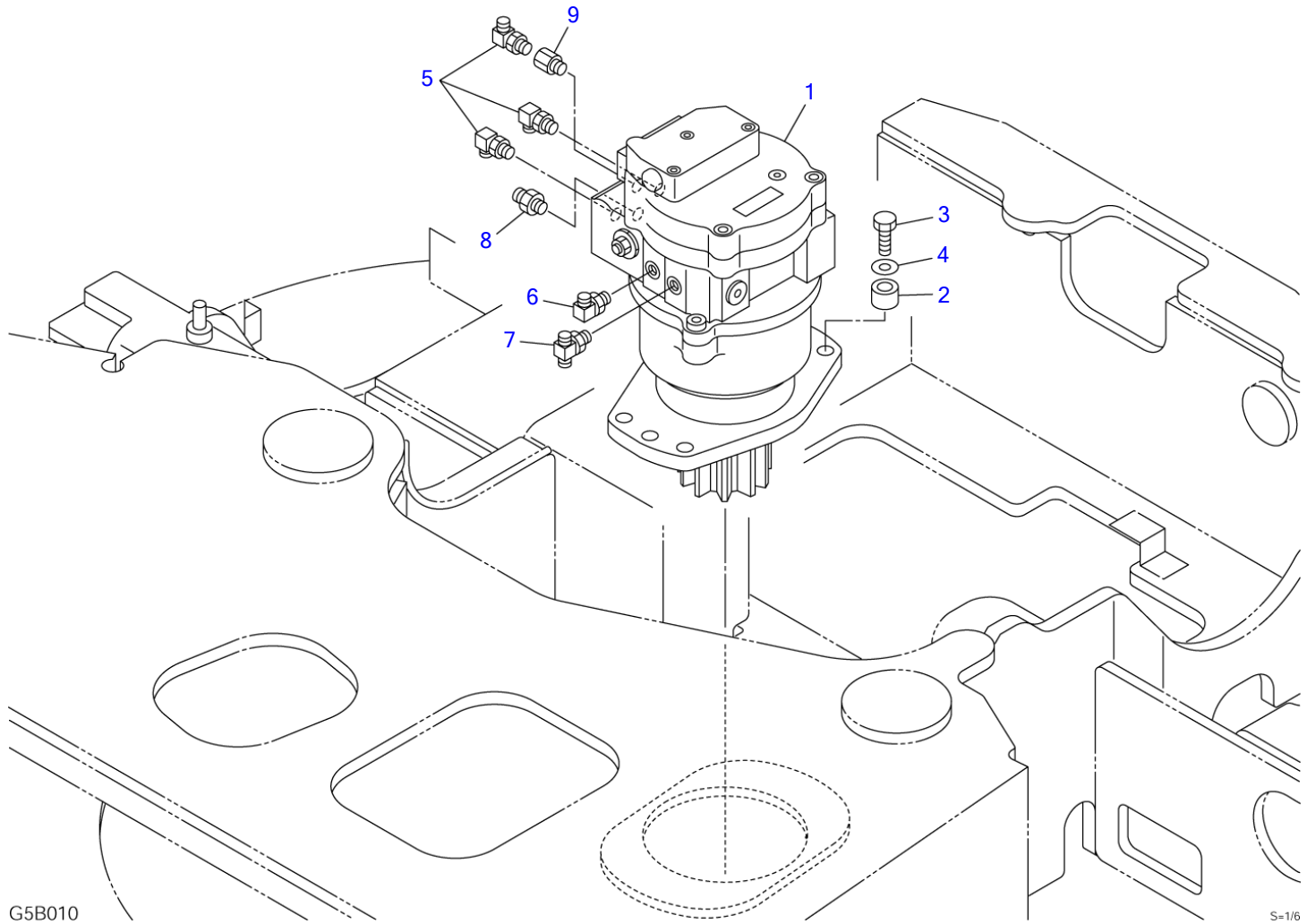


G4A091

S=1/10

**PIPING; LOWER**

Item	Part number	Description	Q'ty	Chan.	Serial No.	Serv.	Remarks
		PIPING ASSY, lower					X03772-09500-0
1	<b>1801520110</b>	HOSE ASSY	2				
2	<b>1801022110</b>	HOSE ASSY	2				
3	<b>0377209510</b>	HOSE ASSY	2				18010-22120
4	<b>1801620090</b>	HOSE ASSY	1				
5	<b>1801620110</b>	HOSE ASSY	1				
6	<b>1531350040</b>	PROTECTOR	2				sold by the meter
7	<b>1531350015</b>	PROTECTOR	2				sold by the meter
8	<b>0437200100</b>	GUARD	2				
9	<b>0377209520</b>	HOSE ASSY	2				18015-20110
	<b>G5a070</b>						



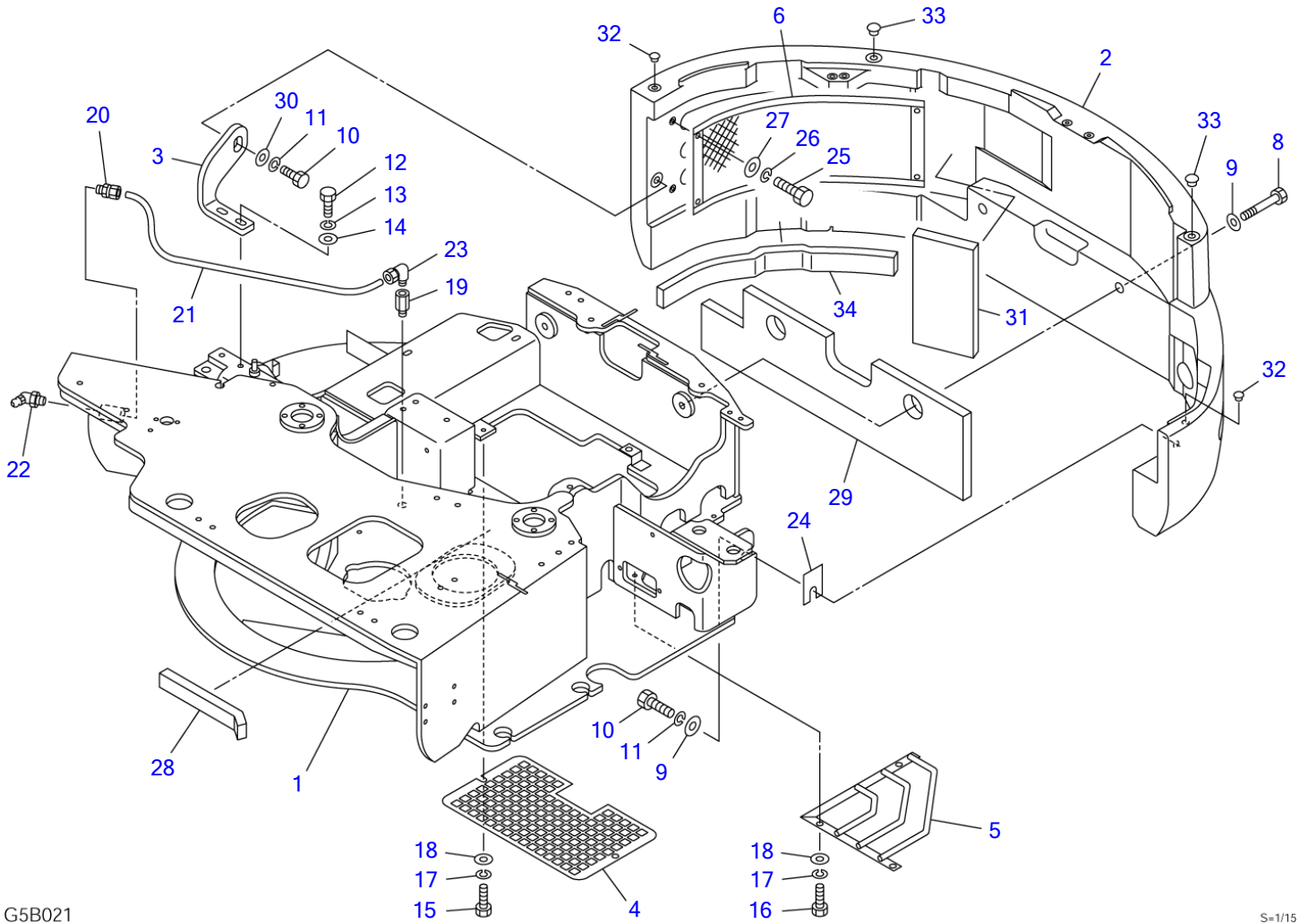
G5B010

S=1/6

**SLEWING DEVICE**

Item	Part number	Description	Q'ty	Chan.	Serial No.	Serv.	Remarks
		DEVICE ASSY, slewing					X03723-12600-0
1	1903123400	MOTOR, slew	1				
2	0372309030	SPACER	6				
3	1101041465	BOLT	6				
4	1141550014	WASHER	6				
5	1515010041	ELBOW	3				
	1420010140	• O-RING	1				
6	1515012040	ELBOW	1				
	1420010110	• O-RING	1				
7	1512370010	TEE	1				
	1420010110	• O-RING	1				
8	1515600201	ADAPTOR	1				
	1420010140	• O-RING	1				
9	0007213023	BUSHING	1				
	1420010140	• O-RING	1				
	G5b010						

TB138FR Book No. BG5Z002 S/N 13810003-  
TURNTABLE



G5B021

S-1/15

							<b>TURNTABLE</b>
Item	Part number	Description	Q'ty	Chan.	Serial No.	Serv.	Remarks
		TURNTABLE ASSY					X03730-14000-2
1	X *****	TURNTABLE	1				
2	0373014200	COUNTERWEIGHT	1				
3	0373014300	ANGLE	1				
4	0373014410	COVER	1				
5	0373014320	GUARD	1				
6	0373014420	NET	1				
8	1101141625	BOLT	2				
9	0003000010	WASHER	3				
10	1101041650	BOLT	2				
11	1140020016	WASHER, spring	2				
12	1101041240	BOLT	2				
13	1140020012	WASHER, spring	2				
14	0003600024	WASHER	2				
15	1100041020	BOLT	2				
16	1100041025	BOLT	3				
17	1140020010	WASHER, spring	5				
18	1141110010	WASHER	5				
19	0007210026	BUSHING	1				
20	1532520601	CONNECTOR	1				
21	1532020681	TUBE	1				sold by the meter
22	1560001675	FITTING, grease	1				
23	1532620601	ELBOW	1				
24	0393014200	PLATE	1				
25	1100040820	BOLT	4				
26	1140020008	WASHER, spring	4				
27	1141110008	WASHER	4				
28	1654314028	SPONGE	1				
29	0373014430	ABSORBENT, noise	1				
30	0003600198	WASHER	1				
31	0373014440	ABSORBENT, noise	1				
32	1652533016	CAP	2				
33	1652533021	CAP	2				
34	0373014450	ABSORBENT, noise	1				
	G5b021						



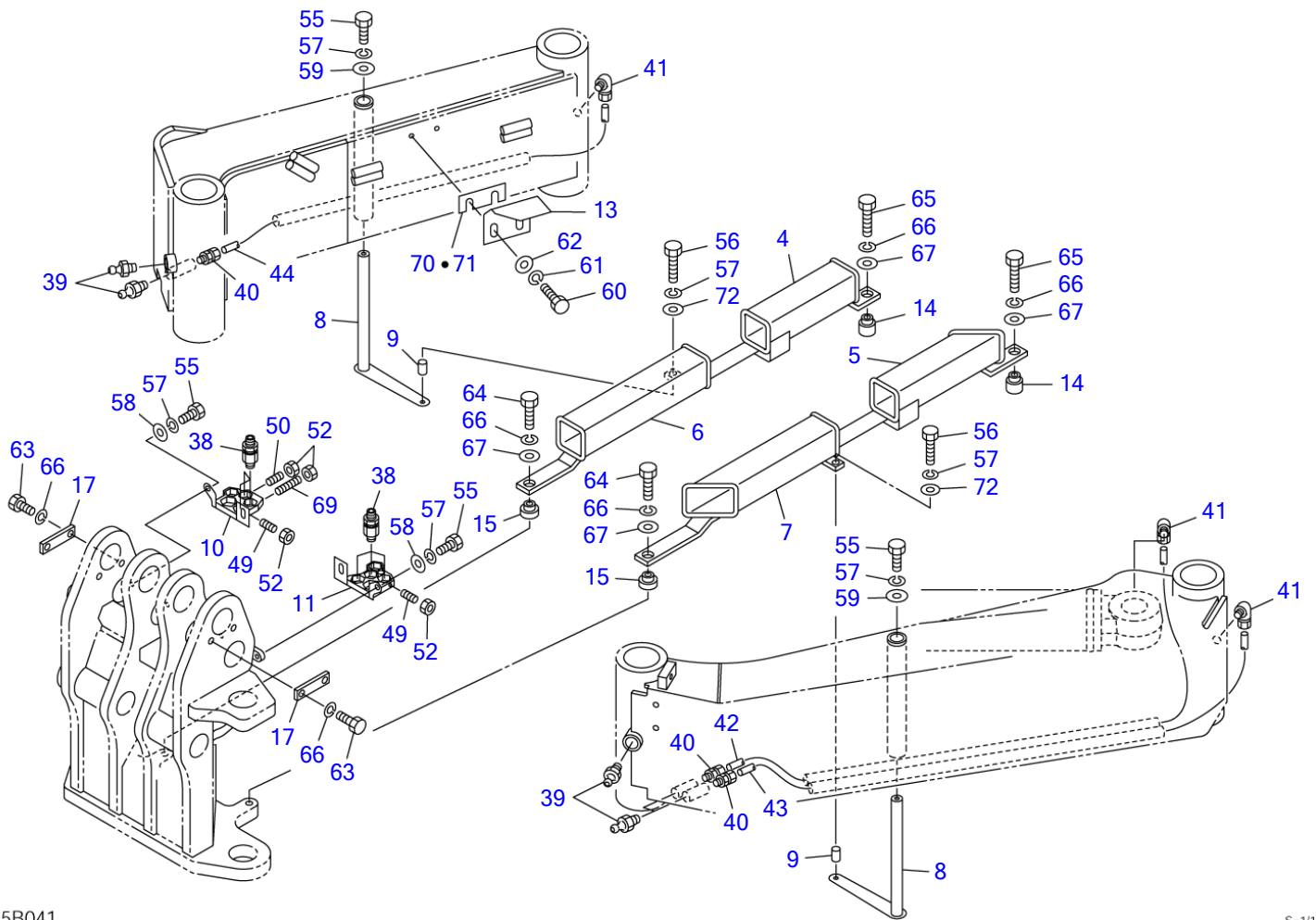


**BOOM OFFSET (1/2)**

Item	Part number	Description	Q'ty	Chan.	Serial No.	Serv.	Remarks
		OFFSET ASSY, boom					X03731-10000-4
1	0373110100	BRACKET	1				
2	0373110200	OFFSET, arm (L.H)	1				
2-31	0002400025	• BUSHING	4				
2-32	1432200050	• SEAL, dust	2				
2-33	1333002015	• BUSHING	2				
3	0373110300	OFFSET, arm (R.H)	1				
3-31	0002400025	• BUSHING	4				
3-32	1432200050	• SEAL, dust	2				
3-33	1333002015	• BUSHING	2				
12	0373107430	BRACKET	1				
16	0373106460	WASHER	4				
17	0373106470	PLATE	4	A	13810003~13810152		
	0373106470	PLATE	2	a(H)	13820153~		
18	0353114510	PLATE	1				
19	0353114530	PLATE	1				
20	0373106510	PIN	2				
21	0373106520	PIN	2	A	13810003~13810152		
	0373110550	PIN	2	a(H)	13820153~		
22	0353106650	PIN	1				
23	0353106670	PIN	1				
24	0373110460	GUARD	1				
25	0373110470	PLATE	1				
26	0373106570	RUBBER	1				
27	0373107460	PIN	1				
28	0353114600	YOKE	1				
29	0353108500	LINK	1				
30	0353114620	PIN	1				
31	0004012035	PIN	1				
32	0003600057	WASHER	1				
33	0007210027	BUSHING	1				
34	1214000008	PIN, snap	1				
35	1900086600	CYLINDER, offset	1				
36	1515010041	ELBOW	2				
	1420010140	• O-RING	1				
37	1220000012	RING, retaining	2				
39	1560001000	FITTING, grease	1				
45	1121741240	SET-SCREW	4				
46	1121741245	SET-SCREW	8				
47	1121741250	SET-SCREW	AR	A	13810003~13810152		
	1121741255	SET-SCREW	AR	a(H)	13820153~		
48	0353114560	NUT	16				M
51	1100040616	BOLT	4				
53	1140020006	WASHER, spring	4				
54	1141110006	WASHER	4				
60	1100041025	BOLT	2				
61	1140020010	WASHER, spring	2				
62	0003600020	WASHER	2				
63	1101041220	BOLT	3				
66	1140020012	WASHER, spring	3				
68	1130040016	NUT	1				
73	0373110560	PLATE	2	a	13820153~		
74	1121741260	SET-SCREW	AR				

<<NOTE>>  
 SET "A" is interchangeable  
 with SET "a".

**G5b032**



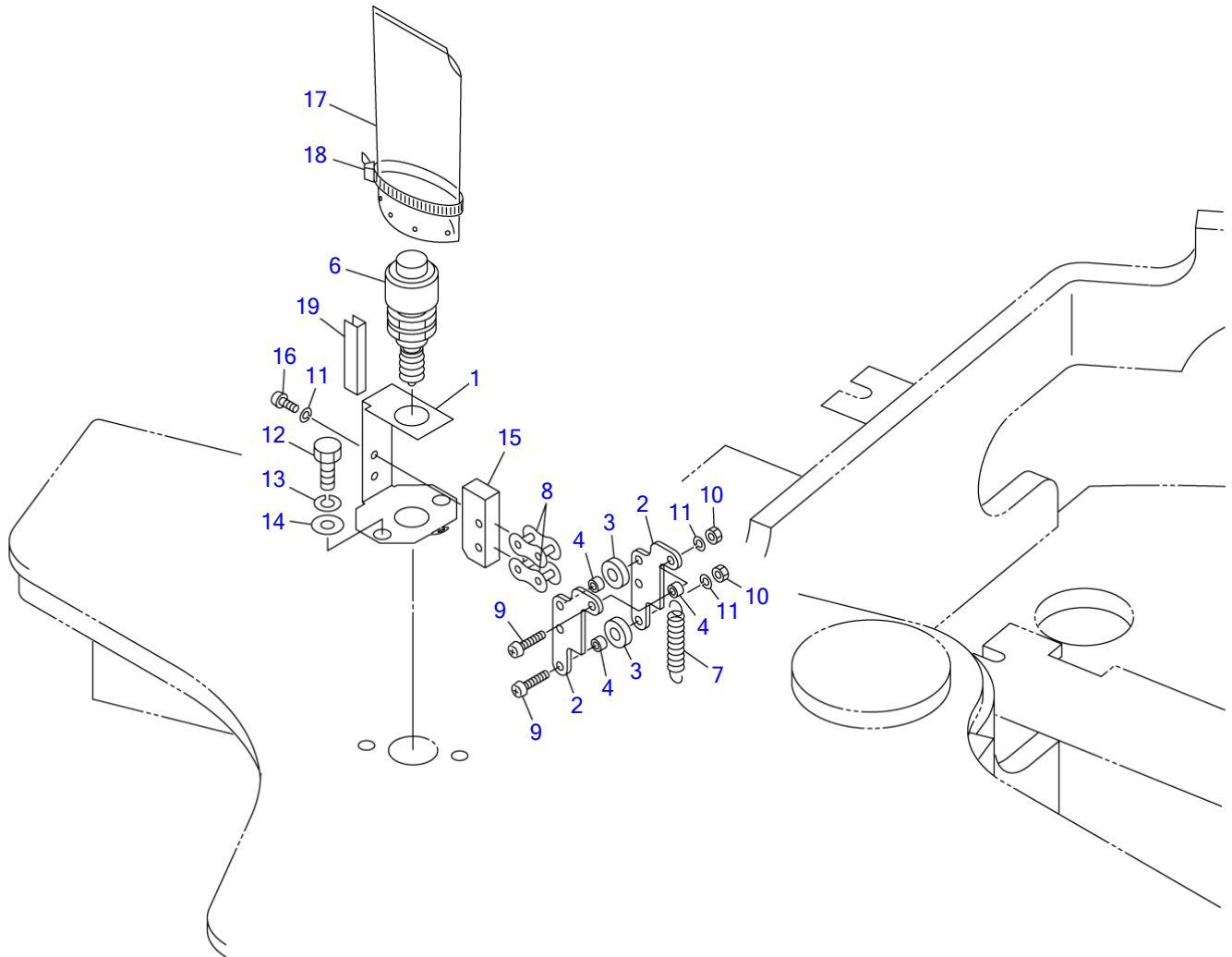
G5B041

S=1/12

**BOOM OFFSET (2/2)**

Item	Part number	Description	Q'ty	Chan.	Serial No.	Serv.	Remarks
		OFFSET ASSY, boom					X03731-10000-4
4	0373110500	GUIDE	1				
5	0373110510	GUIDE	1				
6	0373110520	GUIDE	1				
7	0373110530	GUIDE	1				
8	0373107420	LEVER	2				
9	0353114450	COLLAR	2				
10	0373110450	CLAMP	1				
11	0373110440	CLAMP	1				
13	0373110420	ANGLE	1				
14	0373107450	COLLAR	2				
15	0353114470	COLLAR	2				
17	0373106470	PLATE	2				
38	1514011103	ADAPTOR	6				
39	1560001000	FITTING, grease	5				
40	1532520601	CONNECTOR	3				
41	1532620601	ELBOW	3				
42	1532120620	TUBE	1				sold by the meter
43	1532120612	TUBE	1				sold by the meter
44	1532020686	TUBE	1				sold by the meter
49	1121040610	SET-SCREW	4				
50	1121040614	SET-SCREW	1				
52	1130040006	NUT	6				
55	1100040820	BOLT	6				
56	1100040825	BOLT	2				
57	1140020008	WASHER, spring	8				
58	1141110008	WASHER	4				
59	0003608003	WASHER	2				
60	1100041025	BOLT	3				
61	1140020010	WASHER, spring	3				
62	0003600020	WASHER	3				
63	1101041220	BOLT	5				
64	1101041240	BOLT	2				
65	1101041250	BOLT	2				
66	1140020012	WASHER, spring	9				
67	0003600006	WASHER	4				
69	1121040625	SET-SCREW	1				
70	0003900059	SPACER	AR				
71	0003900060	SPACER	AR				
72	0003600011	WASHER	2				
	G5b042						

TB138FR Book No. BG5Z002 S/N 13810003-  
OFFSET SWITCH



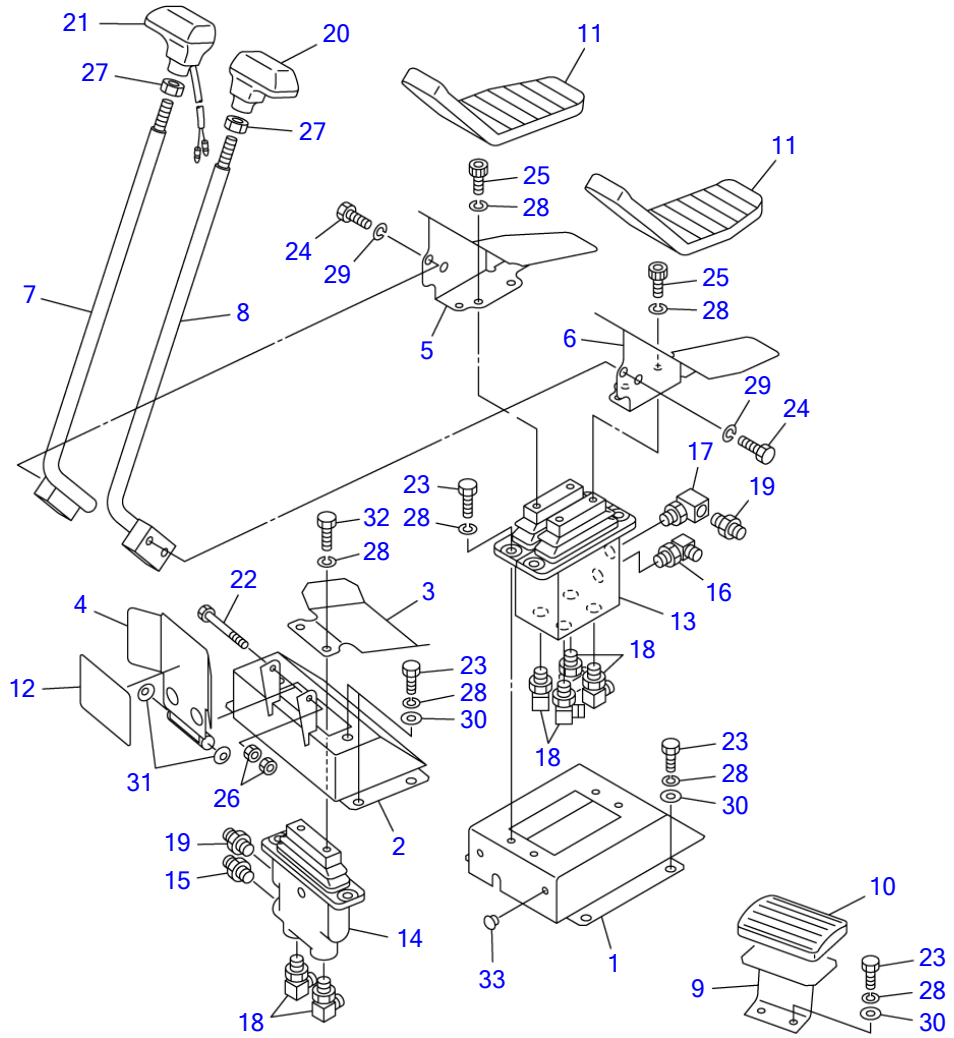
F4B050

S=1/4

**OFFSET SWITCH**

Item	Part number	Description	Q'ty	Chan.	Serial No.	Serv.	Remarks
		SWITCH ASSY, offset					X03331-20900-4
1	0333120930	BRACKET	1				
2	0333120920	PIPE	2				
3	0353108830	ROLLER	2				
4	0353108840	COLLAR	3				
6	1700000014	SWITCH	1				
7	0323255900	SPRING	1				
8	1620550000	LINK ASSY	2				
9	1120530520	SCREW	2				
10	1130030005	NUT	2				
11	1140020005	WASHER, spring	4				
12	1100040816	BOLT	2				
13	1140020008	WASHER, spring	2				
14	1141110008	WASHER	2				
15	0333120940	BLOCK	1				
16	1120530512	SCREW	2				
17	0333120950	COVER	1				
18	1652201007	BAND	1				
19	1654606005	TRIM	1				sold by the meter
	J1b051						

TB138FR Book No. BG5Z002 S/N 13810003-  
TRAVEL LEVER



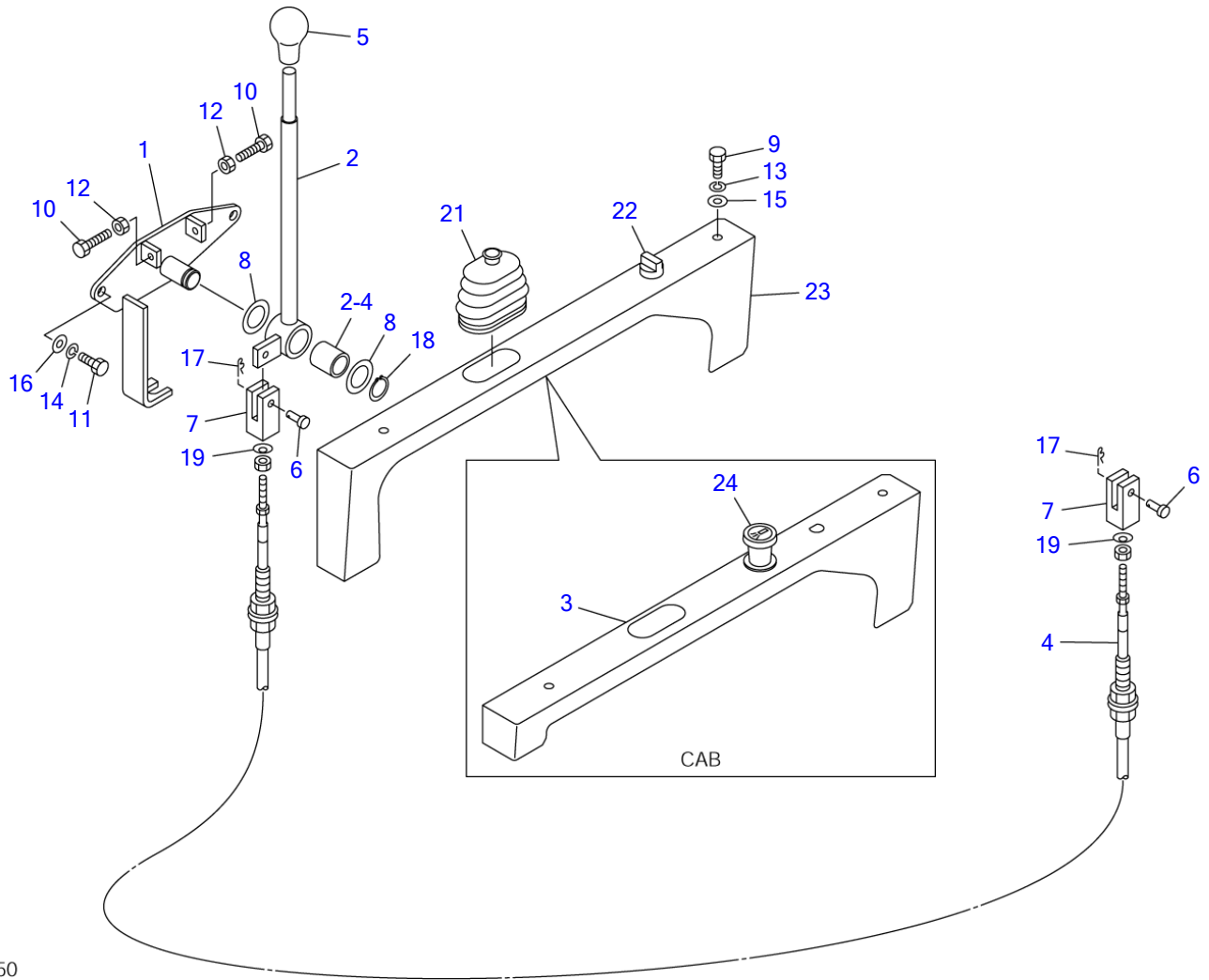
L5B061

S=1/8

**TRAVEL LEVER**

Item	Part number	Description	Q'ty	Chan.	Serial No.	Serv.	Remarks
		LEVER ASSY, control					X05632-30500-2
1	0563230510	BRACKET	1				
2	0563230520	BRACKET	1				
3	0563230530	PEDAL	1				
4	0563230550	COVER	1				
5	0563230020	PEDAL (R.H.)	1				
6	0563230030	PEDAL (L.H.)	1				
7	0563226400	LEVER (R.H.)	1				
8	0563226300	LEVER (L.H.)	1				
9	0563219700	REST, foot	1				
10	0563218500	COVER	1				
11	0563226200	COVER	2				
12	0333241250	SHEET	1				
13	1901739100	VALVE, pilot	1				
14	1901746300	VALVE, pilot	1				
15	1512370008	ADAPTOR (with filter)	1				
	1420010110	• O-RING	1				
16	1512375004	ELBOW	1				
	1420010110	• O-RING	1				
17	1513300014	ELBOW	1				
	1420010110	• O-RING	1				
18	1515012040	ELBOW	6				
	1420010110	• O-RING	1				
19	1515600200	ADAPTOR	2				
	1420010110	• O-RING	1				
20	1650202610	GRIP	1				
21	1650203210	GRIP (with switch)	1				
22	1100040680	BOLT	1				
23	1100040820	BOLT	16				
24	1100041020	BOLT	4				
25	1110040816	SCREW, cap	4				
26	1130040006	NUT	2				
27	1131040012	NUT	2				
28	1140020008	WASHER, spring	22				
29	1140020010	WASHER, spring	4				
30	1141110008	WASHER	14				
31	1225110006	WASHER, conical	2				
32	1100040816	BOLT	2				
33	1652533016	CAP	2				
	L5b061						

TB138FR Book No. BG5Z002 S/N 13810003-  
DOZER BLADE LEVER



G5B050

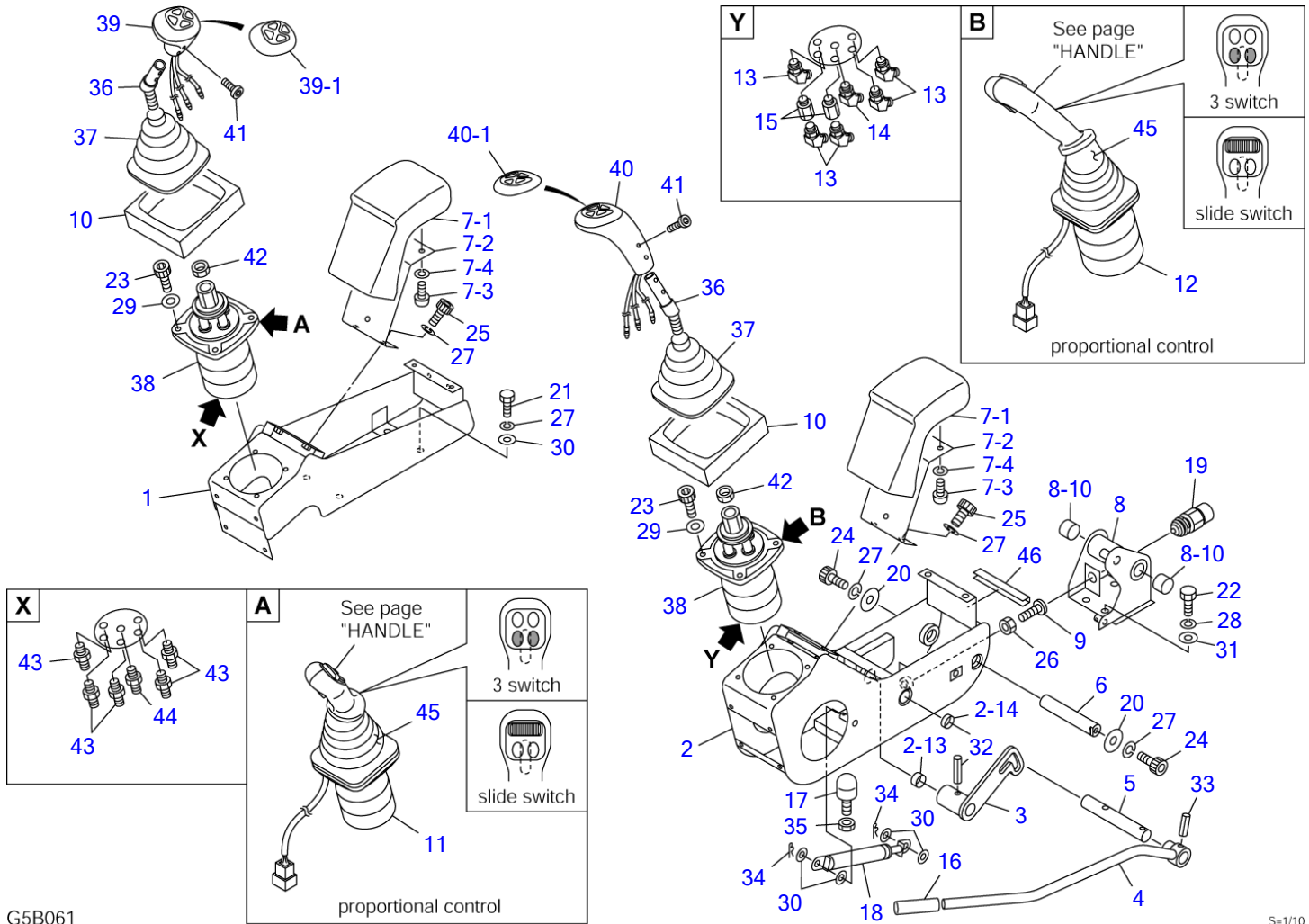
S=1/6



**DOZER BLADE LEVER**

Item	Part number	Description	Q'ty	Chan.	Serial No.	Serv.	Remarks
		LEVER ASSY, blade (cab)					X03773-01500-1
		LEVER ASSY, blade (canopy)					X03773-01600-1
1	<b>0393301150</b>	BRACKET	1				
2	<b>0393301160</b>	LEVER	1				
2-4	<b>1333002025</b>	• BUSHING	1				
3	<b>0393301180</b>	COVER	1				cab
4	<b>1630776280</b>	CABLE, control	1				
5	<b>1650153655</b>	GRIP	1				
6	<b>0004006017</b>	PIN	2				
7	<b>0005506024</b>	YOKE	2				
8	<b>0093208300</b>	WASHER	2				
9	<b>1100090612</b>	BOLT	2				
10	<b>1100040625</b>	BOLT	2				
11	<b>1100040816</b>	BOLT	2				
12	<b>1130040006</b>	NUT	2				
13	<b>1140090006</b>	WASHER, spring	2				
14	<b>1140020008</b>	WASHER, spring	2				
15	<b>1141190006</b>	WASHER	2				
16	<b>1141110008</b>	WASHER	2				
17	<b>1214000006</b>	PIN, snap	2				
18	<b>1220000020</b>	RING, retaining	1				
19	<b>1225000005</b>	WASHER	2				
21	<b>0334120100</b>	BOOT	1				
22	<b>1700000038</b>	SWITCH	1				
23	<b>0393301190</b>	COVER	1				canopy
24	<b>1711900059</b>	LIGHTER	1				cab
	<b>G5b050</b>						

TB138FR Book No. BG5Z002 S/N 13810003-  
**OPERATION LEVER & STAND**



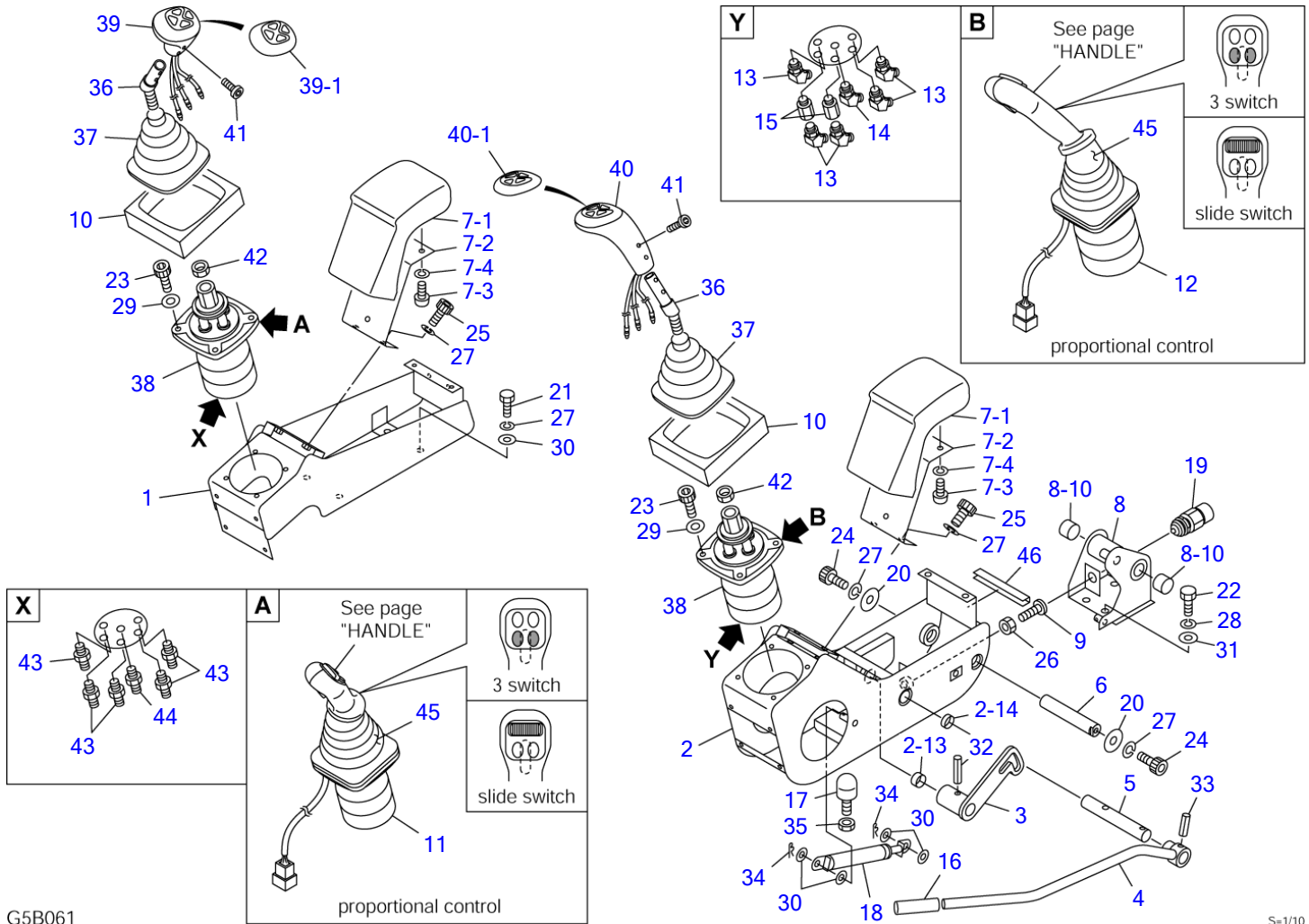
G5B061

S=1/10

**OPERATION LEVER & STAND**

Item	Part number	Description	Q'ty	Chan.	Serial No.	Serv.	Remarks
		VALVE ASSY					X03751-08000-1
		VALVE ASSY (2nd aux. proportion)					X03751-08100-1
		VALVE ASSY (1st aux. proportion)					X03751-08200-1
		VALVE ASSY (1st & 2nd aux. proportion)					X03751-08300-1
1	0345108080	BOX, control (R.H.)	1				
2	0395113700	BOX, control (L.H.)	1				
2-13	1333002010	• BUSHING	1				
2-14	1333002015	• BUSHING	1				
3	0395113450	PLATE (L.H.)	1				
4	0375108040	LEVER (L.H.)	1				
5	0335124700	SHAFT	1				
6	0335124750	SHAFT	1				
7	0375105500	REST, arm	2				
7-1	0375105510	• URETHANE	1				
7-2	0375105520	• PLATE	1				
7-3	1120530812	• SCREW	3				
7-4	1140020008	• WASHER, spring	3				
8	0375104400	BRACKET (L.H.)	1				
8-10	1333002015	• BUSHING	2				
9	0335120970	BOLT	1				
10	0395113046	SPONGE	2				
11	1901748700	VALVE ASSY (R.H.) (3 switch)	1				1st aux. proportion
	1901746400	VALVE ASSY (R.H.) (slide switch)	1				2nd, 1st & 2nd aux. proportion
12	1901746500	VALVE ASSY (L.H.) (3 switch)	1				2nd, 1st & 2nd aux. proportion
	1901748600	VALVE ASSY (L.H.) (slide switch)	1				1st, 1st & 2nd aux. proportion
13	1515100110	ELBOW	5				
	1420010110	• O-RING	1				
14	1512370012	ADAPTOR (with filter)	1				
	1420010110	• O-RING	1				
15	1513250202	BUSHING	2				
	1420010110	• O-RING	1				
16	1650202300	CAP	1				
17	1651101224	STOPPER	1				
18	1653900057	SPRING, gas	1				
19	1700000033	SWITCH, limit	1				
20	0003600011	WASHER	2				
21	1100040820	BOLT	4				
22	1100041020	BOLT	4				
23	1110040625	SCREW, cap	8				
24	1110040816	SCREW, cap	2				
25	1110040820	SCREW, cap	4				
26	1130040010	NUT	1				
27	1140020008	WASHER, spring	10				
28	1140020010	WASHER, spring	4				
29	1141110006	WASHER	8				
30	1141110008	WASHER	8				
31	1141110010	WASHER	4				
32	1213000832	PIN, spring	1				
33	1213000836	PIN, spring	1				
34	1214000008	PIN, snap	2				
35	1130040012	NUT	1				
36	0375105100	LEVER	2				only 1st aux. lines
37	0335124900	BOOT	2				only 1st aux. lines
38	1901745600	VALVE, pilot	2				only 1st aux. lines
39	1650204600	GRIP (R.H.)	1				only 1st aux. lines
39-1	1650204601	• COVER	1				only 1st aux. lines
40	1650204700	GRIP (L.H.)	1				only 1st aux. lines
40-1	1650204701	• COVER	1				only 1st aux. lines
41	1111810610	SCREW, cap	4				only 1st aux. lines
42	1130040014	NUT	2				only 1st aux. lines
43	1515600200	ADAPTOR	5				

TB138FR Book No. BG5Z002 S/N 13810003-  
**OPERATION LEVER & STAND**



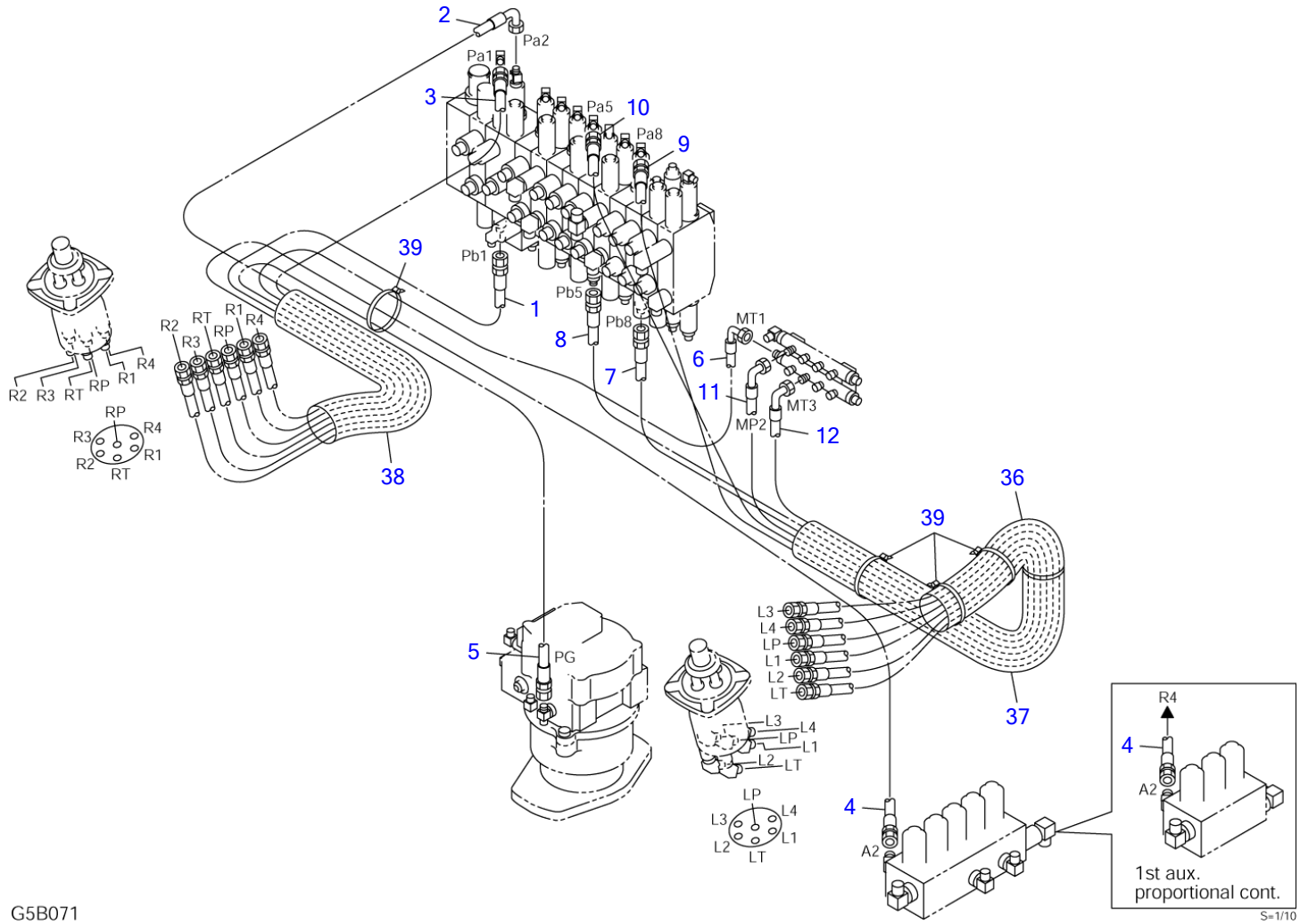
G5B061

S=1/10

**OPERATION LEVER & STAND**

Item	Part number	Description	Q'ty	Chan.	Serial No.	Serv.	Remarks
43	<b>1420010110</b>	• O-RING	1				
44	<b>1512370008</b>	ADAPTOR (with filter)	1				
44	<b>1420010110</b>	• O-RING	1				
45	<b>0881510020</b>	BOOT	2				proportional cont.
46	<b>1653917009</b>	TRIM	1			M	sold by the meter
	<b>G5b061</b>						

TB138FR Book No. BG5Z002 S/N 13810003-  
 PIPING; OPERATION LEVER (1/2)



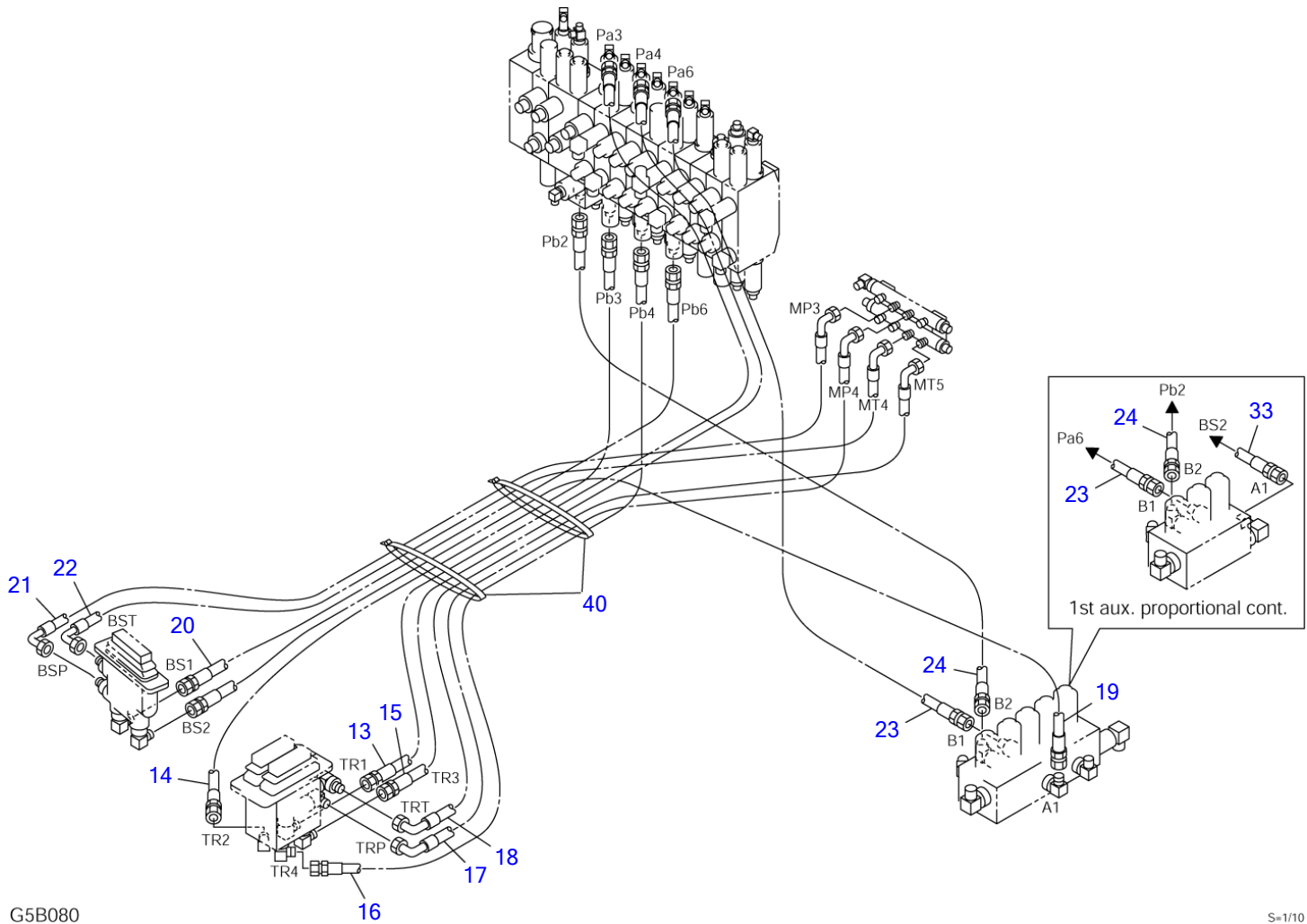
G5B071

S=1/10

**PIPING; OPERATION LEVER (1/2)**

Item	Part number	Description	Q'ty	Chan.	Serial No.	Serv.	Remarks
		PIPING ASSY					X03771-20000-5
		PIPING ASSY (1st aux. proportion)					X03771-20600-5
1	<b>0377120010</b>	HOSE ASSY	1				19348-22135
2	<b>0377120020</b>	HOSE ASSY	1				19348-52088
3	<b>0377120030</b>	HOSE ASSY	1				19348-22088
4	<b>0377120040</b>	HOSE ASSY	1				19348-22180
5	<b>0377120050</b>	HOSE ASSY	1				19348-22160
6	<b>0377120060</b>	HOSE ASSY	1				19348-52130
7	<b>0377120070</b>	HOSE ASSY	1				19348-22190
8	<b>0377120080</b>	HOSE ASSY	1				19348-22200
9	<b>0377120090</b>	HOSE ASSY	1				19348-22160
10	<b>0377120100</b>	HOSE ASSY	1				19348-22170
11	<b>0377120110</b>	HOSE ASSY	1				19348-52170
12	<b>0377120120</b>	HOSE ASSY	1				19348-52165
36	<b>1531645030</b>	PROTECTOR	1				sold by the meter
37	<b>1567523870</b>	PROTECTOR	1				sold by the meter
38	<b>1567523855</b>	PROTECTOR	1				sold by the meter
39	<b>1652200007</b>	BAND	4				
	<b>G5b071</b>						

TB138FR Book No. BG5Z002 S/N 13810003-  
 PIPING; OPERATION LEVER (2/2)

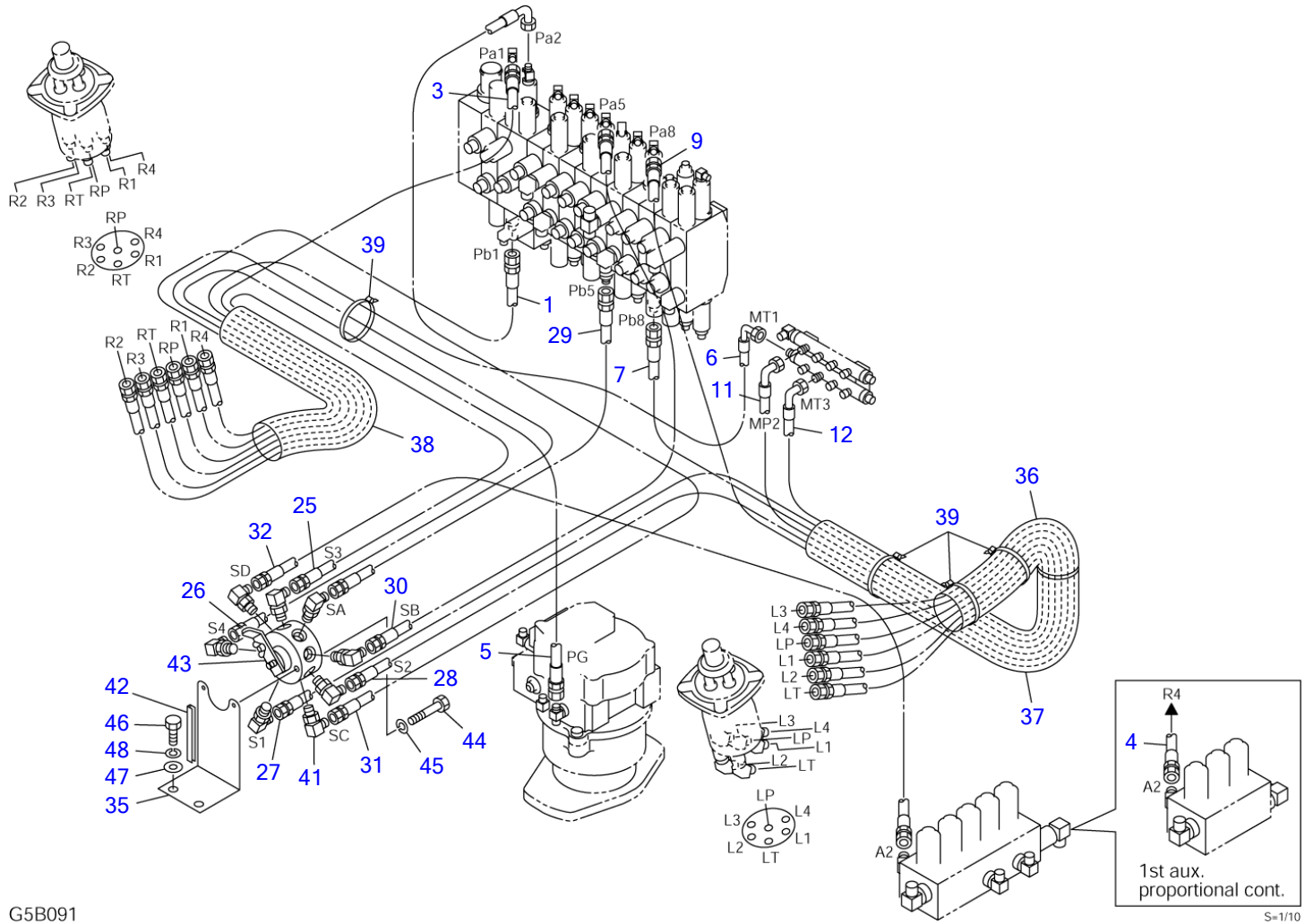




**PIPING; OPERATION LEVER (2/2)**

Item	Part number	Description	Q'ty	Chan.	Serial No.	Serv.	Remarks
		PIPING ASSY					X03771-20000-5
		PIPING ASSY (1st aux. proportion)					X03771-20600-5
13	<b>0377120130</b>	HOSE ASSY	1				19348-22100
14	<b>0377120140</b>	HOSE ASSY	1				19348-22115
15	<b>0377120150</b>	HOSE ASSY	1				19348-22095
16	<b>0377120160</b>	HOSE ASSY	1				19348-22140
17	<b>0377120170</b>	HOSE ASSY	1				19348-52070
18	<b>0377120180</b>	HOSE ASSY	1				19348-52073
19	<b>0377120190</b>	HOSE ASSY (except for 1st aux. proportion)	1				19348-22120
20	<b>0377120200</b>	HOSE ASSY	1				19348-22125
21	<b>0377120210</b>	HOSE ASSY	1				19348-52075
22	<b>0377120220</b>	HOSE ASSY	1				19348-52075
23	<b>0377120230</b>	HOSE ASSY	1				19348-22080
24	<b>0377120240</b>	HOSE ASSY	1				19348-22100
33	<b>0377120330</b>	HOSE ASSY (1st aux. proportion)	1				19348-22105
40	<b>1652231250</b>	BAND	2				
	<b>G5b081</b>						

TB138FR Book No. BG5Z002 S/N 13810003-  
 PIPING; OPERATION LEVER (1/2) (ISO-JCB pattern)



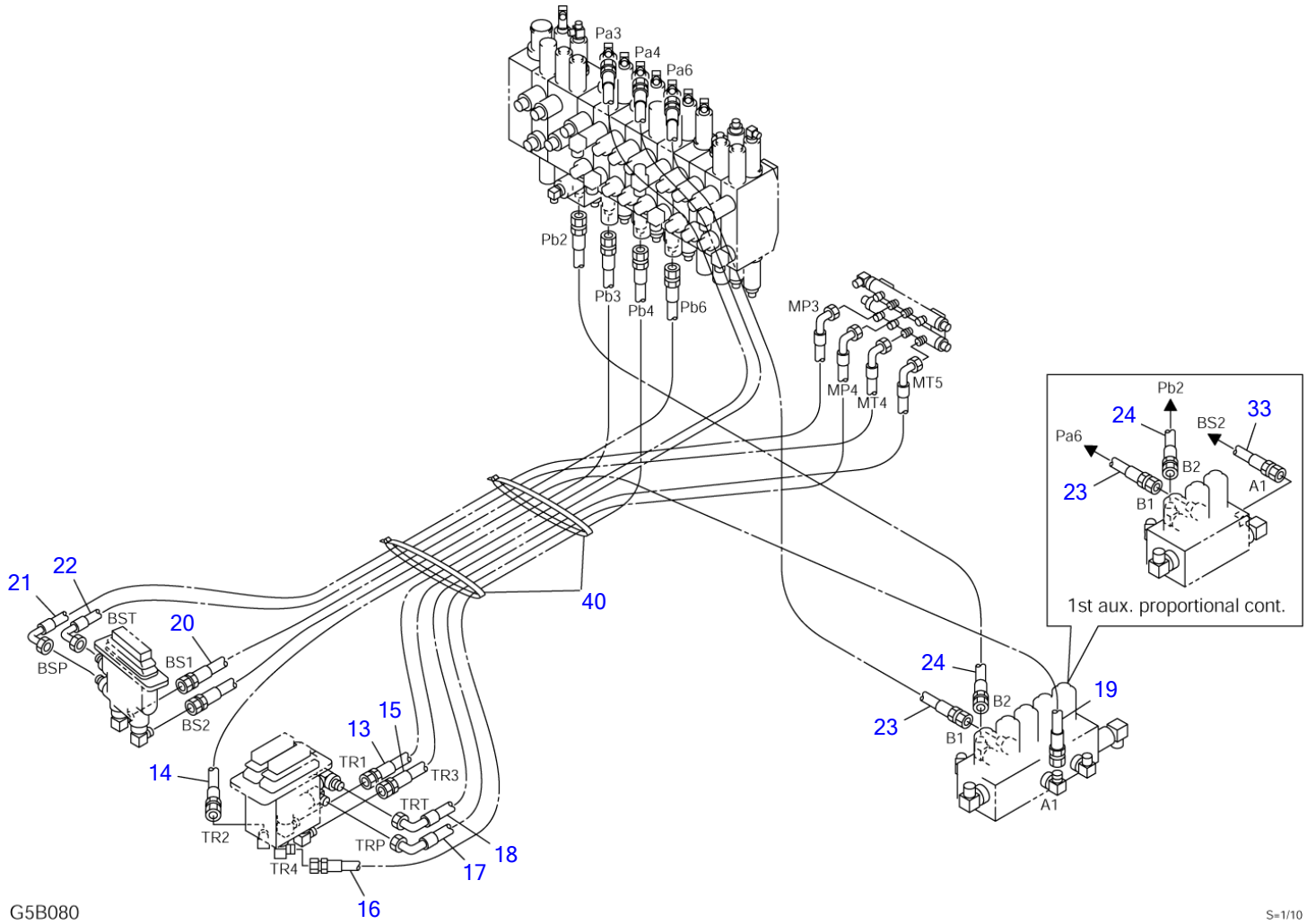
G5B091

S-1/10

**PIPING; OPERATION LEVER (1/2) (ISO-JCB pattern)**

Item	Part number	Description	Q'ty	Chan.	Serial No.	Serv.	Remarks
		PIPING ASSY					X03771-20500-5
		PIPING ASSY (1st aux. proportion)					X03771-20700-5
1	0377120010	HOSE ASSY	1				19348-22135
3	0377120030	HOSE ASSY	1				19348-22088
4	0377120040	HOSE ASSY	1				19348-22180
5	0377120050	HOSE ASSY	1				19348-22160
6	0377120060	HOSE ASSY	1				19348-52130
7	0377120070	HOSE ASSY	1				19348-22190
9	0377120090	HOSE ASSY	1				19348-22160
11	0377120110	HOSE ASSY	1				19348-52170
12	0377120120	HOSE ASSY	1				19348-52165
25	0377120250	HOSE ASSY	1				19348-22145
26	0377120260	HOSE ASSY	1				19348-22145
27	0377120270	HOSE ASSY	1				19348-22150
28	0377120280	HOSE ASSY	1				19348-22150
29	0377120290	HOSE ASSY	1				19348-22080
30	0377120300	HOSE ASSY	1				19348-22060
31	0377120310	HOSE ASSY	1				19348-52080
32	0377120320	HOSE ASSY	1				19348-22050
35	0567149490	PLATE	1				
36	1531645030	PROTECTOR	1				sold by the meter
37	1567523870	PROTECTOR	1				sold by the meter
38	1567523855	PROTECTOR	1				sold by the meter
39	1652200007	BAND	4				
41	1515012040	ELBOW	8				
	1420010110	· O-RING	1				
42	1654601010	TRIM	1				sold by the meter
43	1901730500	VALVE, selector	1				
44	1100040650	BOLT	2				
45	1140020006	WASHER, spring	2				
46	1100041225	BOLT	2				
47	1140020012	WASHER, spring	2				
48	1141110012	WASHER	2				
	<b>G5b091</b>						

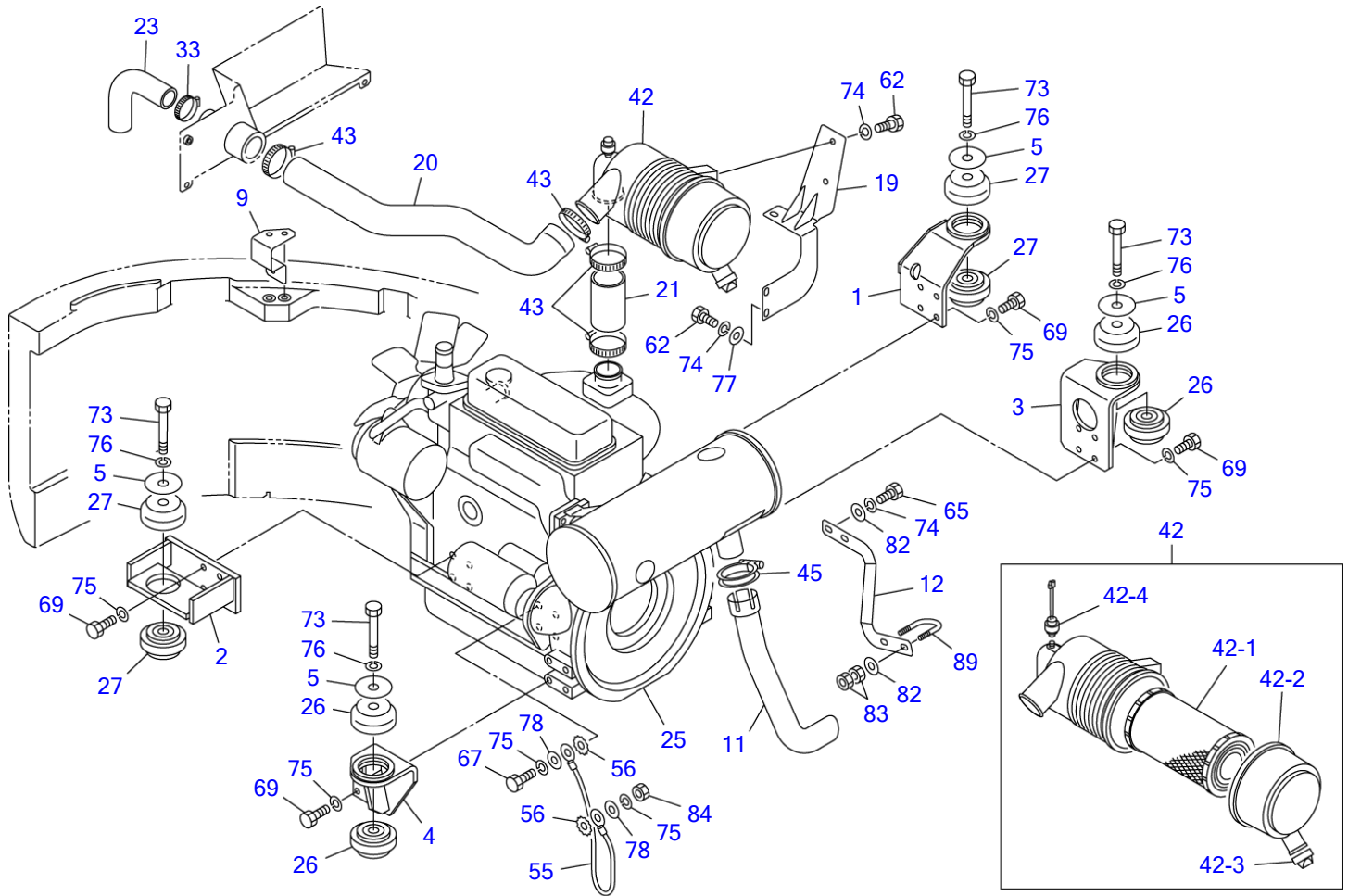
TB138FR Book No. BG5Z002 S/N 13810003-  
 PIPING; OPERATION LEVER (2/2) (ISO-JCB pattern)



**PIPING; OPERATION LEVER (2/2) (ISO-JCB pattern)**

Item	Part number	Description	Q'ty	Chan.	Serial No.	Serv.	Remarks
		PIPING ASSY					X03771-20500-5
		PIPING ASSY (1st aux. proportion)					X03771-20700-5
13	<b>0377120130</b>	HOSE ASSY	1				19348-22100
14	<b>0377120140</b>	HOSE ASSY	1				19348-22115
15	<b>0377120150</b>	HOSE ASSY	1				19348-22095
16	<b>0377120160</b>	HOSE ASSY	1				19348-22140
17	<b>0377120170</b>	HOSE ASSY	1				19348-52070
18	<b>0377120180</b>	HOSE ASSY	1				19348-52073
19	<b>0377120190</b>	HOSE ASSY (except for 1st aux. proportion)	1				19348-22120
20	<b>0377120200</b>	HOSE ASSY	1				19348-22125
21	<b>0377120210</b>	HOSE ASSY	1				19348-52075
22	<b>0377120220</b>	HOSE ASSY	1				19348-52075
23	<b>0377120230</b>	HOSE ASSY	1				19348-22080
24	<b>0377120240</b>	HOSE ASSY	1				19348-22100
33	<b>0377120330</b>	HOSE ASSY (1st aux. proportion)	1				19348-22105
40	<b>1652231250</b>	BAND	2				
	<b>G5b101</b>						

TB138FR Book No. BG5Z002 S/N 13810003-  
ENGINE & ACCESSORIES (1/3)



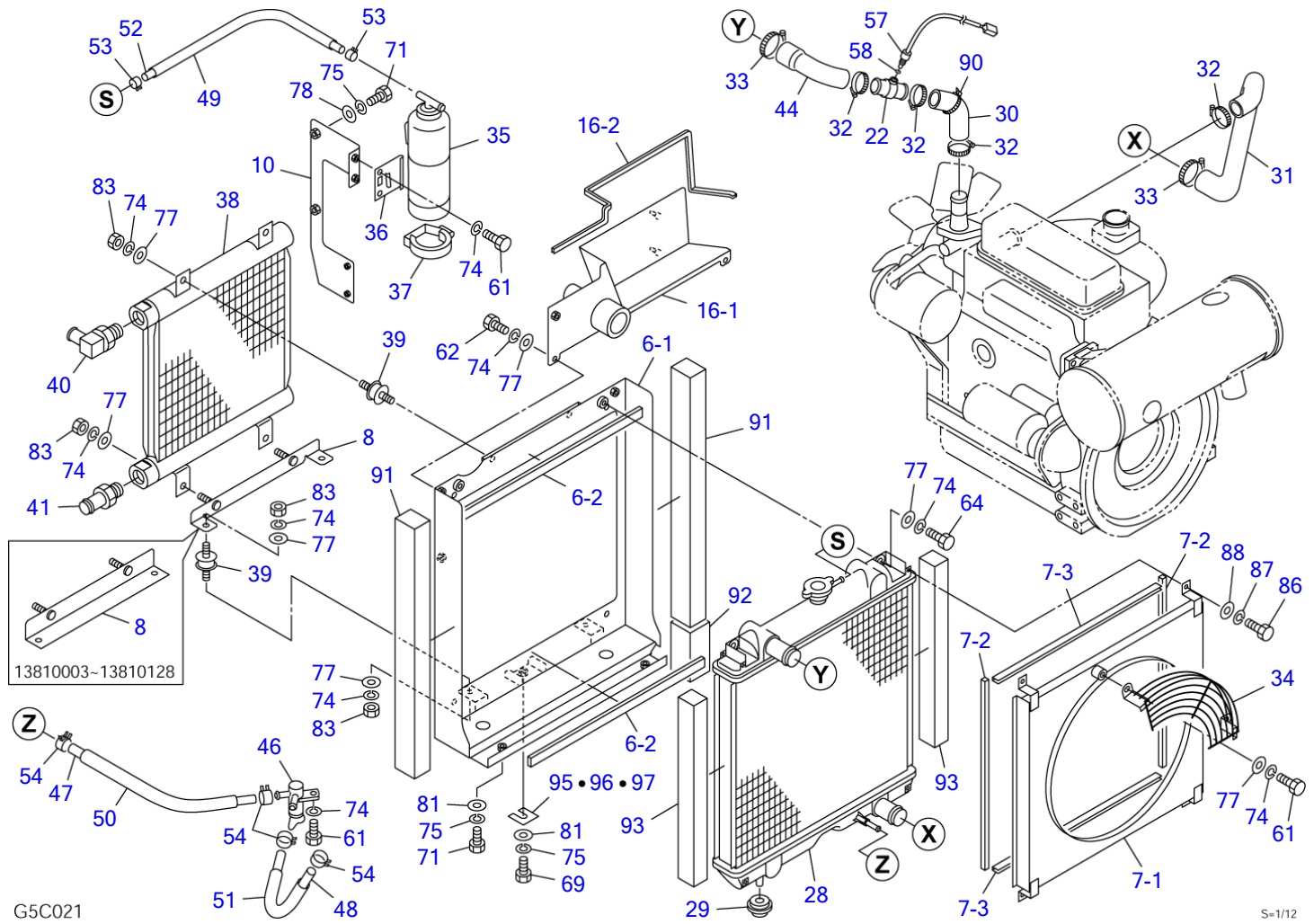
G5C011

S-1/12

**ENGINE & ACCESSORIES (1/3)**

Item	Part number	Description	Q'ty	Chan.	Serial No.	Serv.	Remarks
		ENGINE ASSY					X03740-18000-8
1	0374018130	FOOT, engine (F.R.)	1				
2	0374018140	FOOT, engine (F.L.)	1				
3	0374018150	FOOT, engine (R.R.)	1				
4	0374018160	FOOT, engine (R.L.)	1				
5	0003600085	WASHER	4				
9	0374018570	BRACKET	1				
11	0374018450	PIPE	1				
12	0374018560	BRACKET	1				
19	0374018530	BRACKET	1				
20	0374018190	HOSE	1				
21	0374018021	HOSE	1				
23	0374018023	HOSE	1				
25	1910189001	ENGINE	1				3TNV88-XTBZ
26	1651030003	RUBBER, cushion	4				
27	1651030002	RUBBER, cushion	4				
33	1533700051	BAND	1				
42	0374018620	CLEANER, air	1		13810003~13810074		
	0374018320	CLEANER, air	1		13810075~		
42-1	X *****	· ELEMENT	1				Y119808-12520
42-2	X *****	· COVER	1				Y119866-12541
42-3	X *****	· VALVE	1				Y119808-12540
42-4	X *****	· INDICATOR	1				Y129953-12620
43	1533700071	BAND	4				
45	1910120023	CLAMP	1				Y121120-13590
55	1702430280	CABLE, earth	1				
56	1140330010	WASHER	2				
62	1100040820	BOLT	4				
65	1100040835	BOLT	2				
67	1100041016	BOLT	1				
69	1100041025	BOLT	16				
73	1101141200	BOLT	4				
74	1140020008	WASHER, spring	6				
75	1140020010	WASHER, spring	18				
76	1140020012	WASHER, spring	4				
77	1141110008	WASHER	2				
78	1141110010	WASHER	2				
82	0003608252	WASHER	4				
83	1130040008	NUT	4				
84	1130040010	NUT	1				
89	1533201012	U-BOLT	1				
	G5c011						

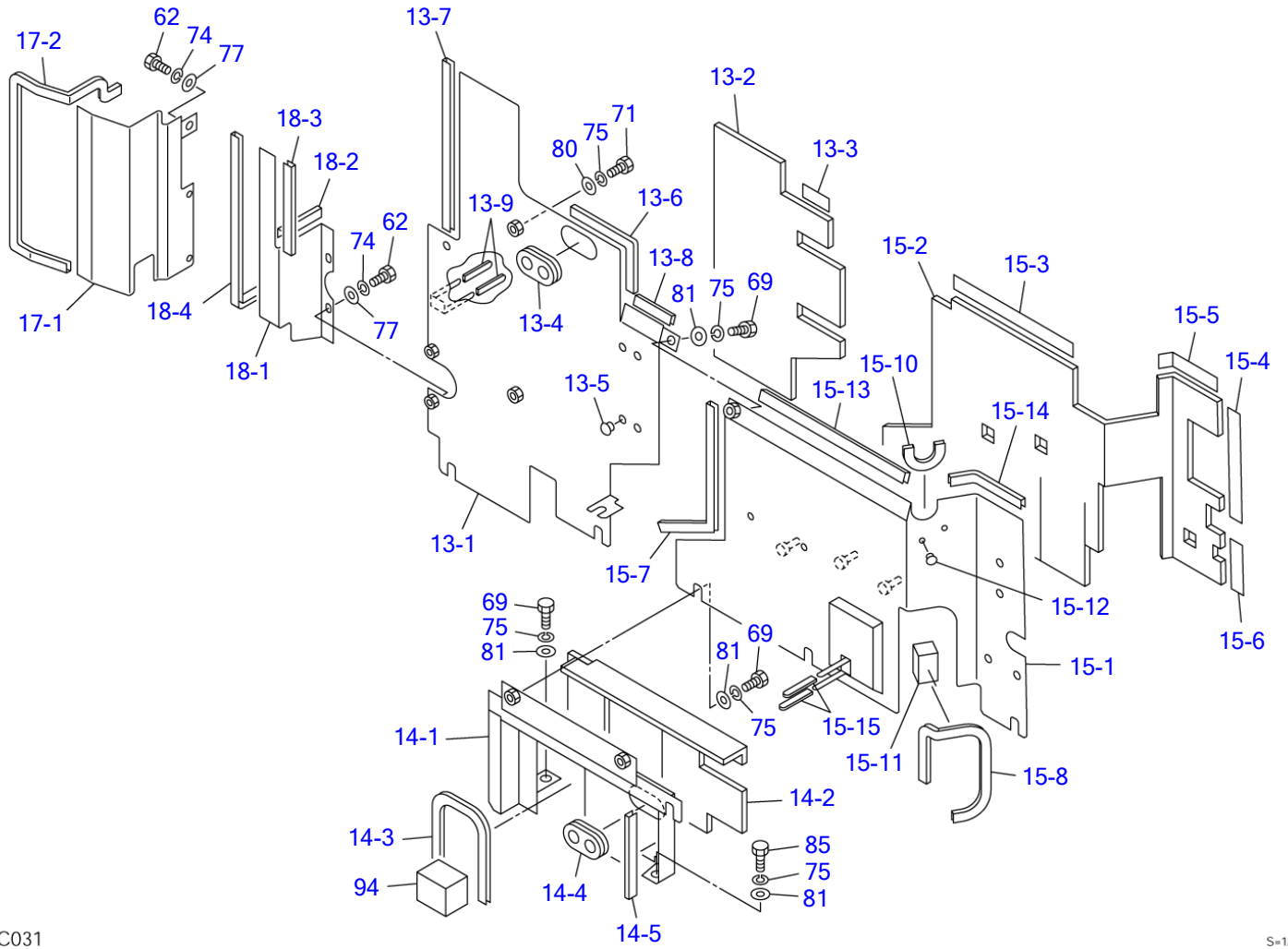
TB138FR Book No. BG5Z002 S/N 13810003-  
ENGINE & ACCESSORIES (2/3)





**ENGINE & ACCESSORIES (2/3)**

Item	Part number	Description	Q'ty	Chan.	Serial No.	Serv.	Remarks
		ENGINE ASSY					X03740-18000-8
6	0374018290	BRACKET ASSY	1		13810003~13810128		
	0374018640	BRACKET ASSY	1		13810129~		
6-1	0374018440	• BRACKET	1		13810003~13810128		
	0374018580	• BRACKET	1		13810129~		
6-2	1654303048	• SPONGE	2				sold by the meter
7	0374018220	SHROUD ASSY	1				
7-1	0374018230	• SHROUD	1				
7-2	1654318042	• SPONGE	2				sold by the meter
7-3	1654606044	• SEAL	2				sold by the meter
8	0374018550	BRACKET	1		13810003~13810128		
	0374018590	BRACKET	1		13810129~		
10	0374018210	BRACKET	1				
16	0374018370	PLATE ASSY	1				
16-1	0374018500	• PLATE	1				
16-2	1654606072	• SEAL	1				sold by the meter
22	0394021700	JOINT	1				
28	1910201003	RADIATOR					Y129642-44520
29	1910170052	RUBBER, cushion	2				Y119255-44660
30	0374018030	HOSE	1				
31	0374018170	HOSE	1				
32	1533700039	BAND	4				
33	1533700051	BAND	2				
34	0374010600	GUARD	1				
35	1910047040	TANK, sub	1				Y171064-44510
36	1910047052	BRACKET	1				Y121256-44600
37	1910047047	BAND	1				Y124450-44550
38	1911300060	OIL COOLER	1		13810003~13810128		"CE f%o fW 1412-180-1000
	1911300280	OIL COOLER	1		13810129~		"CE f%o fW Z902-689-1000
39	1651014003	RUBBER, cushion	4				
40	1513350027	ELBOW	1				
	1420010290	• O-RING	1				
41	0007224015	ADAPTOR	1				
44	0374018044	HOSE	1				
46	1910078037	VALVE, drain	1				Y129150-49100
47	1530808050	HOSE	1				sold by the meter
48	1530808045	HOSE	1				sold by the meter
49	1531407040	PROTECTOR	1				sold by the meter
50	1531115040	PROTECTOR	1				sold by the meter
51	1531115035	PROTECTOR	1				sold by the meter
52	1531115030	HOSE	1				sold by the meter
53	1533120011	BAND	2				
54	1533120012	BAND	4				
57	1700100046	SENSOR	1				
58	1420000100	O-RING	1				
61	1100040816	BOLT	5				
62	1100040820	BOLT	2				
64	1100040830	BOLT	2				
69	1100041025	BOLT	1				
71	1100041035	BOLT	4				
74	1140020008	WASHER, spring	17				
75	1140020010	WASHER, spring	5				
77	1141110008	WASHER	14				
78	1141110010	WASHER	2				
81	1141550010	WASHER	4				
83	1130040008	NUT	8				
86	1100040616	BOLT	4				
87	1140020006	WASHER, spring	4				
88	1141110006	WASHER	4				
90	1652231250	BAND	1				
91	0374018091	URETHANE	2				
92	0374018092	URETHANE	1				
93	0374010045	URETHANE	2				
95	0323054001	SHIM	AR				t=1.0mm
96	0323054002	SHIM	AR				t=2.3mm
97	0323054003	SHIM	AR				t=3.2mm
	G5c021						

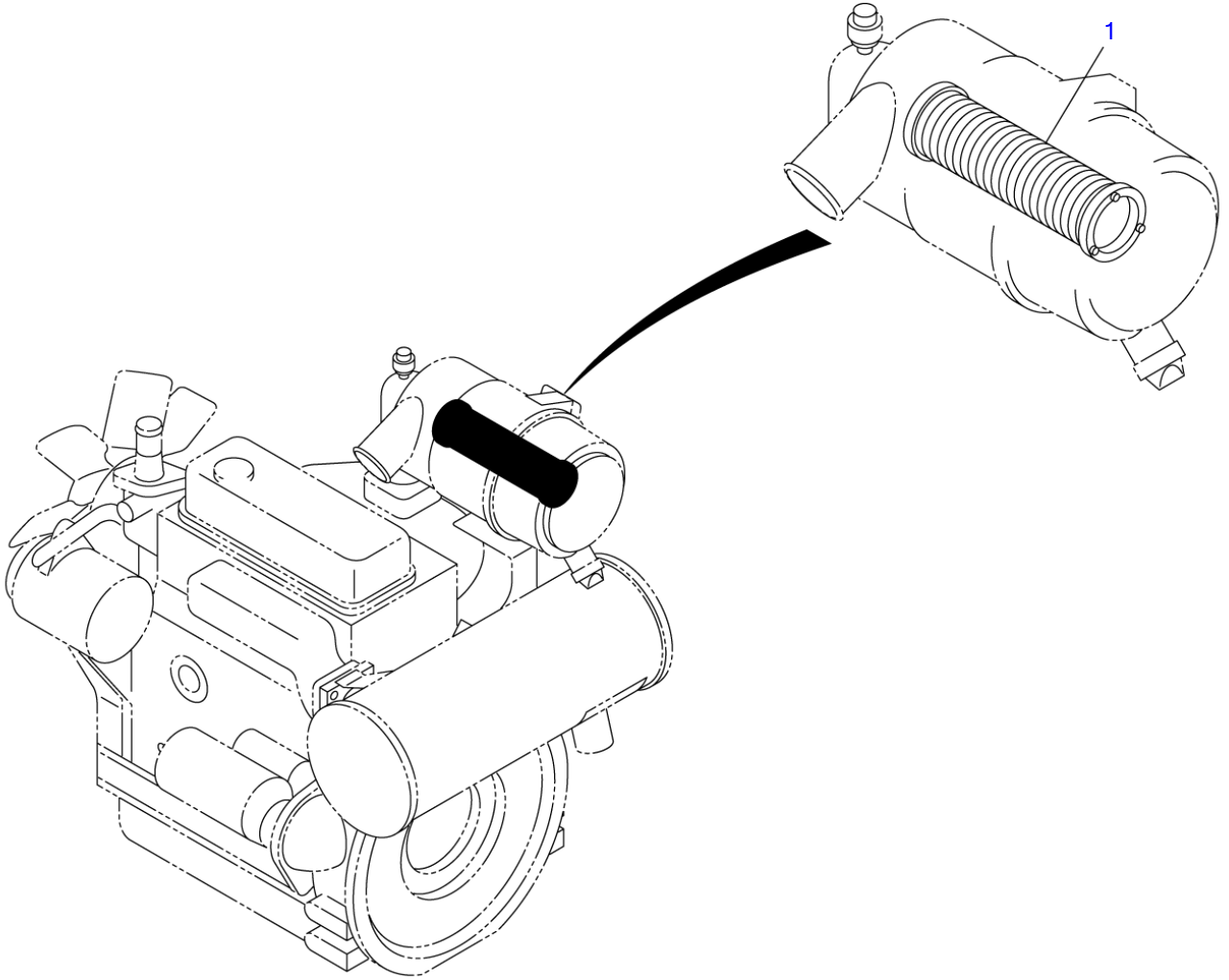


G5C031

S=1/10

**ENGINE & ACCESSORIES (3/3)**

Item	Part number	Description	Q'ty	Chan.	Serial No.	Serv.	Remarks
		ENGINE ASSY					X03740-18000-8
13	0374018340	PLATE ASSY	1		13810003~13810128		
	0374018650	PLATE ASSY	1		13810129~		
13-1	0374018480	• PLATE	1		13810003~13810128		
	0374018600	• PLATE	1		13810129~		
13-2	0374018343	• INSULATOR	1				
13-3	1654401006	• TAPE	1				sold by the meter
13-4	0337017300	• GUARD	1				
13-5	1652533019	• CAP	2				
13-6	1654625023	• TRIM	1				sold by the meter
13-7	1654625030	• TRIM	1				sold by the meter
13-8	1654625005	• TRIM	1				sold by the meter
13-9	0872433150	• TUBE	4		13810129~		
14	0374018350	PLATE ASSY	1				
14-1	0374018470	• PLATE	1				
14-2	0374018353	• INSULATOR	1				
14-3	1654625039	• TRIM	1				sold by the meter
14-4	0097210300	• GUARD	1				
14-5	1654520013	• RUBBER	1				sold by the meter
15	0374018360	PLATE ASSY	1				
15-1	0374018490	• PLATE	1				
15-2	0374018363	• INSULATOR	1				
15-3	1654401026	• TAPE	1				sold by the meter
15-4	1654401021	• TAPE	1				sold by the meter
15-5	1654401012	• TAPE	1				sold by the meter
15-6	1654401009	• TAPE	1				sold by the meter
15-7	1654625041	• TRIM	1				sold by the meter
15-8	1654625027	• TRIM	1				sold by the meter
15-10	1654629008	• TRIM	1				sold by the meter
15-11	1654341005	• SPONGE	1		13810003~13810128		sold by the meter
15-12	1652533017	• CAP	2				
15-13	1654625032	• TRIM	1				sold by the meter
15-14	1654625012	• TRIM	1				sold by the meter
15-15	0872433150	• TUBE	4		13810129~		
17	0374018380	PLATE ASSY	1				
17-1	0374018510	• PLATE	1				
17-2	1654606056	• TRIM	1				sold by the meter
18	0374018390	PLATE ASSY	1		13810003~13810128		
	0374018660	PLATE ASSY	1		13810129~		
18-1	0374018520	• PLATE	1		13810003~13810128		
	0374018610	• PLATE	1		13810129~		
18-2	1654606008	• SEAL	1				sold by the meter
18-3	1654606016	• TRIM	1				sold by the meter
18-4	1654606038	• SEAL	1				sold by the meter
62	1100040820	BOLT	5				
69	1100041025	BOLT	8				
71	1100041035	BOLT	2				
74	1140020008	WASHER, spring	5				
75	1140020010	WASHER, spring	11				
77	1141110008	WASHER	5				
80	0003600025	WASHER	2				
81	1141550010	WASHER	9				
85	1110041025	SCREW, cap	1				
94	1654346006	SPONGE	1				sold by the meter
	G5c031						



G5C040

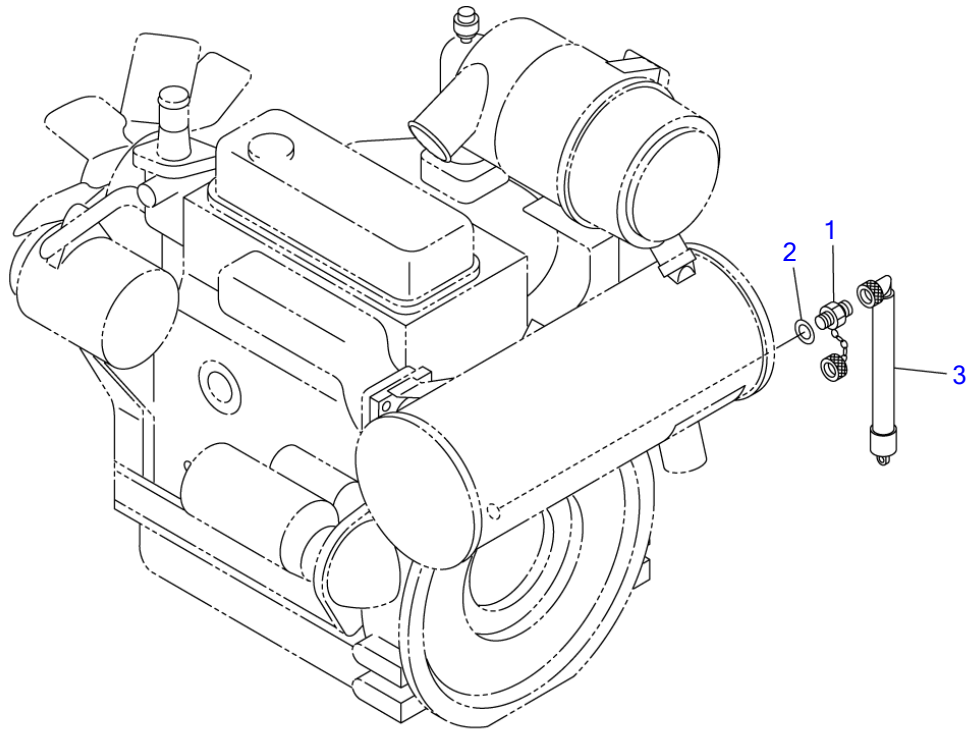
S=1/4, 1/8

**AIR CLEANER (for double element)**

Item	Part number	Description	Q'ty	Chan.	Serial No.	Serv.	Remarks
1	<b>1911102772</b> <b>G4c150</b>	CLEANER ASSY, air ELEMENT	1				X03740-07500-0 Donaldson P82-2858

TB138FR Book No. BG5Z002 S/N 13810003-  
DRAIN PLUG

---



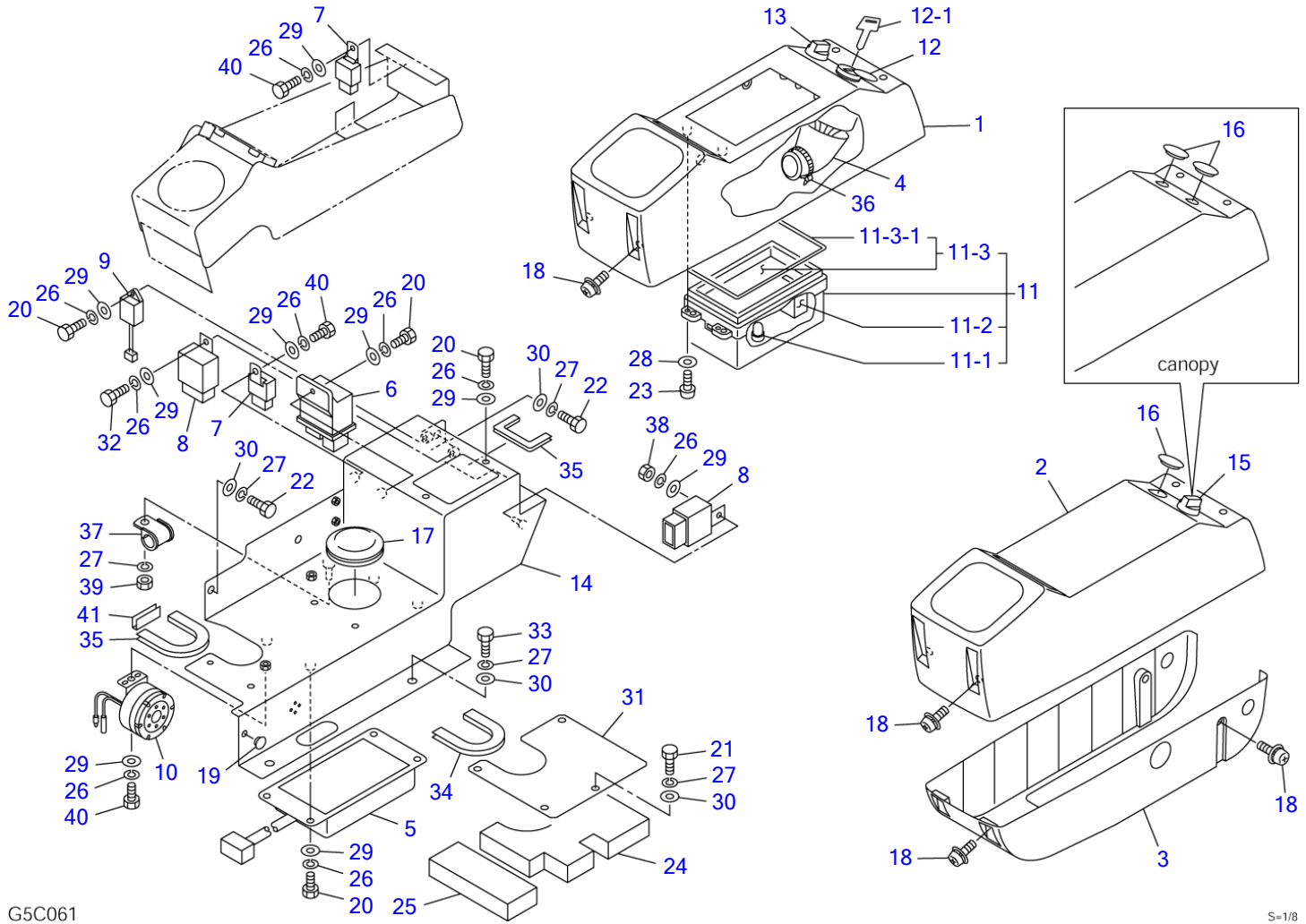
G5C050

S-1/8

**DRAIN PLUG**

Item	Part number	Description	Q'ty	Chan.	Serial No.	Serv.	Remarks
		PLUG ASSY, drain					X03340-13000-2
1	1554502250	PLUG	1				
2	1432122302	WASHER	1				
3	1554512601	TUBE	1				
	J1c031						

TB138FR Book No. BG5Z002 S/N 13810003-  
CONTROL BOX



G5C061

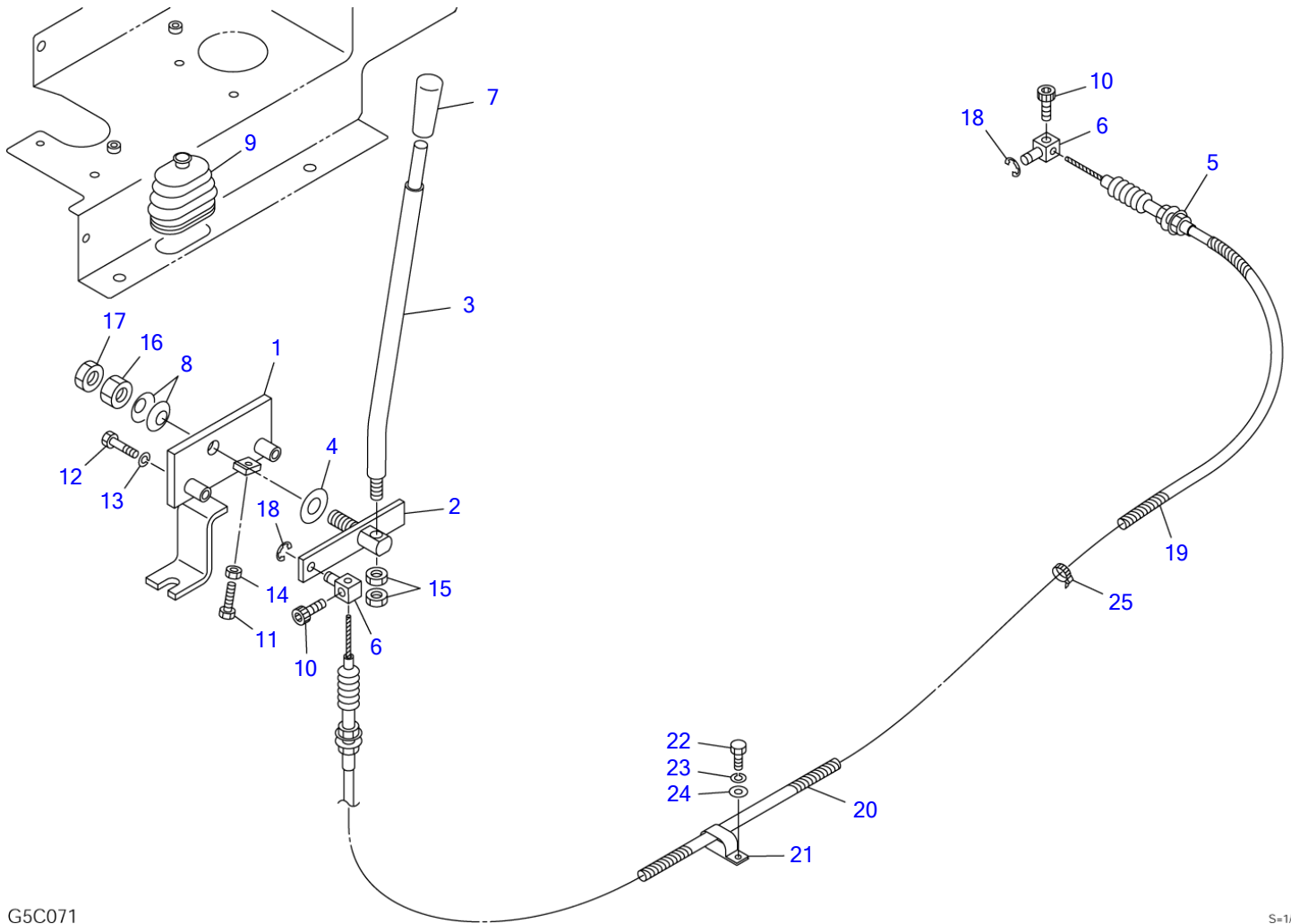
S=1/8



**CONTROL BOX**

Item	Part number	Description	Q'ty	Chan.	Serial No.	Serv.	Remarks
		BOX ASSY, control (cab)					X03743-07000-2
		BOX ASSY, control (canopy)					X03743-07100-2
1	0334326150	COVER (R.H.)	1				
2	0334327150	COVER (L.H.)	1				
3	0334327250	COVER (L.H.)	1				
4	0870431821	COVER	1				
5	1730140910	CONTROLLER	1				
6	1910181106	RELAY, safety	1				Y119802-77200
7	1711900042	RELAY	2				
8	1711900062	RELAY	2				
9	1910150118	UNIT, timer	1				Y129211-77920
10	1703700010	BUZZER	1				
11	1730141330	GAUGE, cluster	1				
11-1	1730140634	• BULB	10				
11-2	1730140652	• METER, hour	1				
11-3	1730140653	• GLASS	1				
11-3-1	1730140654	• • PACKING	1				
12	1700100052	SWITCH, starter	1				cab
	1700100072	SWITCH, starter	1				canopy
12-1	1700100019	KEY	1				
13	1700000010	SWITCH, lamp	1				
14	0374307030	BOX	1				
15	1704300007	SWITCH, wiper	1				cab
16	1652533019	CAP	2				canopy
	1652533019	CAP	1				cab
17	1652060063	BUSHING	1				
18	1110540614	BOLT, sems	10				
19	1652533016	CAP	1				cab
20	1100040616	BOLT	8				
21	1100040816	BOLT	4				
22	1100040814	BOLT	3				
23	1120530416	SCREW	4				
24	0374307001	URETHAN	1				
25	0564335002	URETHAN	1				
26	1140020006	WASHER, spring	13				
27	1140020008	WASHER, spring	10				
28	1141110004	WASHER	4				
29	1141110006	WASHER	13				
30	1141110008	WASHER	9				
31	0374307020	PLATE	1				
32	1100040620	BOLT	1				
33	1100040820	BOLT	2				
34	1653916013	TRIM	1				sold by the meter
35	1653916011	TRIM	2				sold by the meter
36	1652201005	BAND	1				
37	1711900072	CLAMP	1				
38	1130040006	NUT	1				
39	1130040008	NUT	1				
40	1100040612	BOLT	3				
41	1653916004	TRIM	1				sold by the meter

G5c061



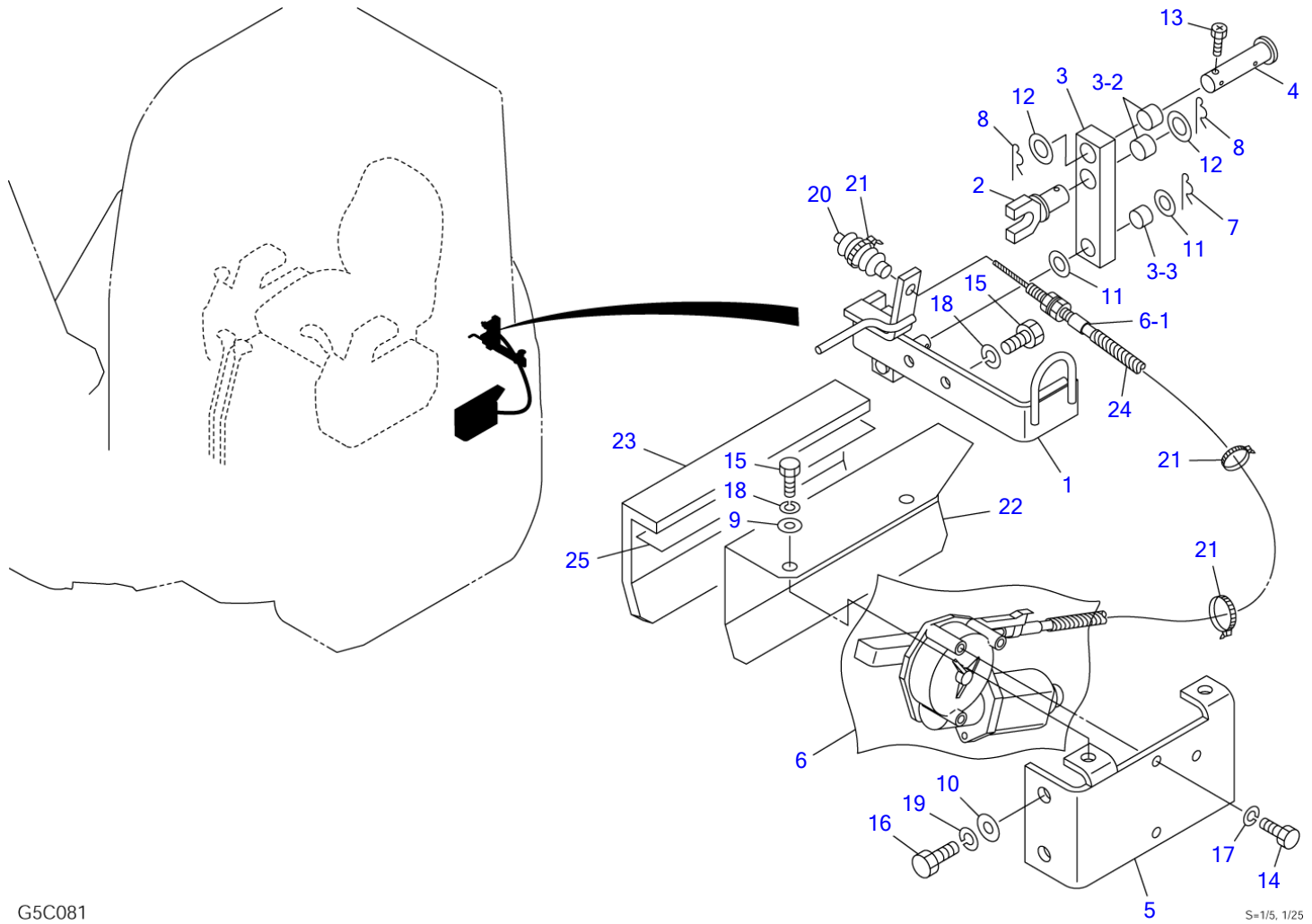
G5C071

S-1/6

**ENGINE CONTROL**

Item	Part number	Description	Q'ty	Chan.	Serial No.	Serv.	Remarks
		CONTROL ASSY, engine					X03741-05300-2
1	0394110040	PLATE	1				
2	0394110050	LEVER	1				
3	0394110060	SHAFT	1				
4	0344100400	WASHER	1				
5	0334121200	WIRE	1				
6	0007900016	PIN	2				
7	1650132050	GRIP	1				
8	1225110014	WASHER, conical	2				
9	0334120100	BOOT	1				
10	1110040510	SCREW, cap	2				
11	1100240635	BOLT	1				
12	1100040845	BOLT	2				
13	1140020008	WASHER, spring	2				
14	1130140006	NUT	1				
15	1130140010	NUT	2				
16	1130540014	NUT	1				
17	1130640014	NUT	1				
18	1224010006	RING, retaining	2				
19	1532208045	PROTECTOR	1				sold by the meter
20	1532208025	PROTECTOR	1				sold by the meter
21	0007300055	CLAMP	1				
22	1101041220	BOLT	1				
23	1140020012	WASHER, spring	1				
24	1141110012	WASHER	1				
25	1652231100	BAND	1				
	G5c071						

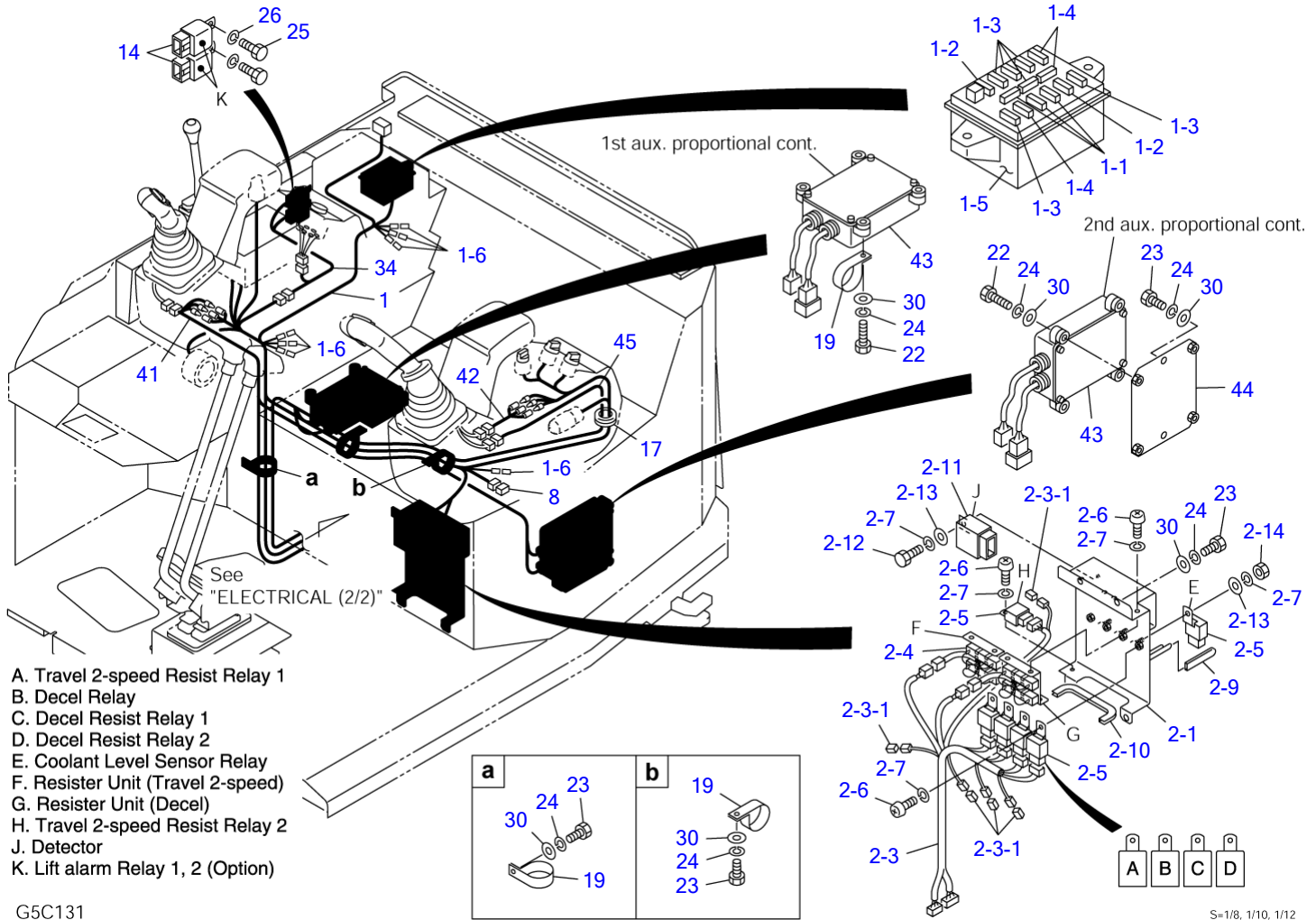
TB138FR Book No. BG5Z002 S/N 13810003-  
DECEL UNIT



G5C081

S=1/5, 1/25

Item	Part number	Description	DECEL UNIT			Remarks
			Q'ty	Chan.	Serial No. Serv.	
		UNIT ASSY, decel.				X03741-05100-1
1	0374105190	BRACKET	1			
2	0434107200	BRACKET	1			
3	0374105200	LEVER	1			
3-2	1333001415	· BUSHING	2			
3-3	1333001215	· BUSHING	1			
4	0374103020	PIN	1			
5	0374105170	PLATE	1			
6	1910087166	MOTOR, decel.	1			Y119032-77910
6-1	1910087167	· WIRE	1			
7	1214000012	PIN, snap	1			
8	1214000014	PIN, snap	2			
9	1141110008	WASHER	2			
10	1141110010	WASHER	2			
11	1141210012	WASHER	2			
12	1141210014	WASHER	2			
13	1105090510	BOLT	1			
14	1100040616	BOLT	3			
15	1100040820	BOLT	4			
16	1100041025	BOLT	2			
17	1140020006	WASHER, spring	3			
18	1140020008	WASHER, spring	4			
19	1140020010	WASHER, spring	2			
20	0007900014	BOOT	1			
21	1652201004	BAND	3			
22	0374105180	PLATE	1			
23	0374105160	INSULATOR	1			
24	1532208045	PROTECTOR	1			sold by the meter
25	1654401023	TAPE	1			sold by the meter
	G5c081					

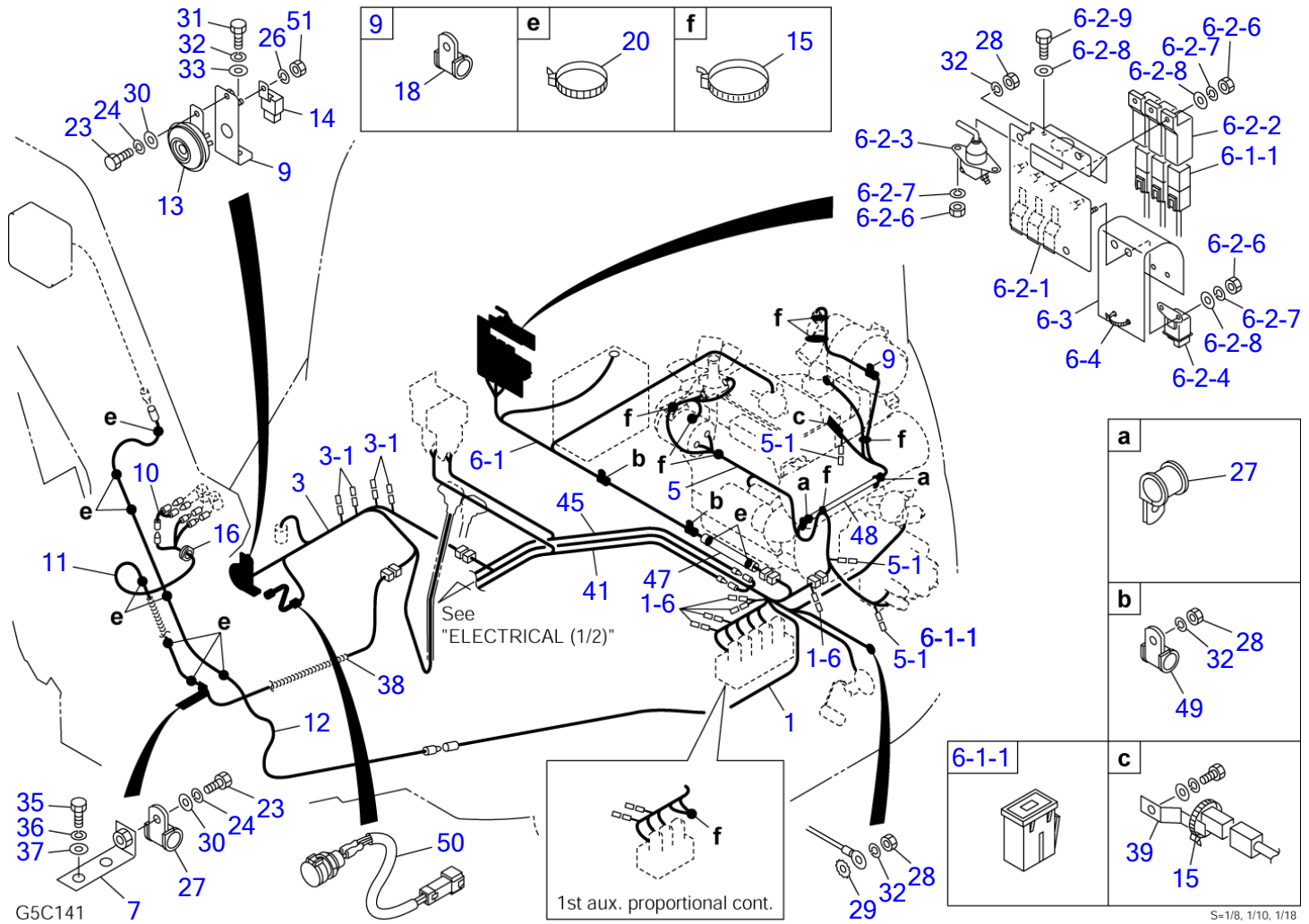


G5C131

S-1/8, 1/10, 1/12

## ELECTRICAL (1/2)

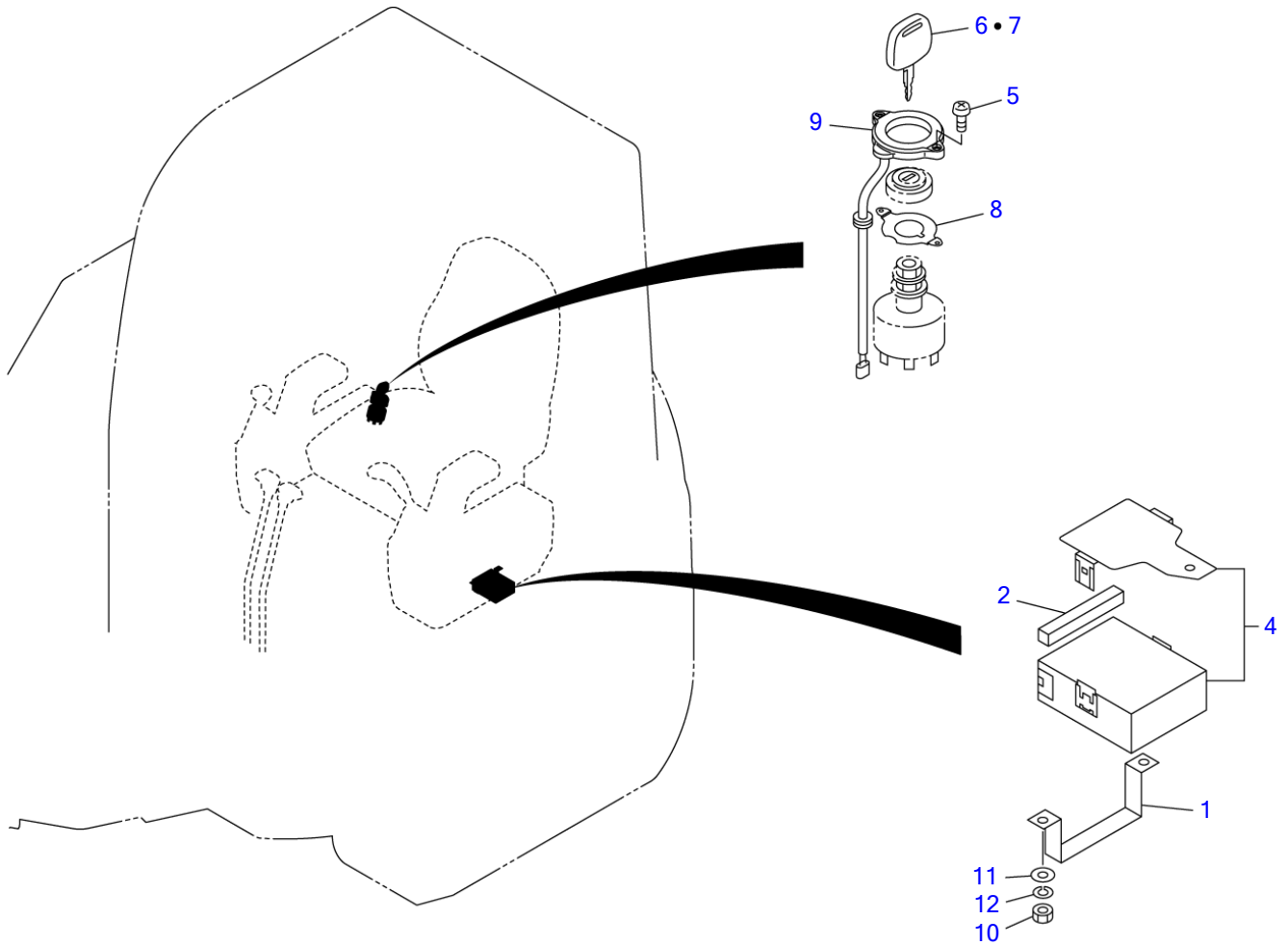
Item	Part number	Description	Q'ty	Chan.	Serial No.	Serv.	Remarks
		ELECTRICAL ASSY					X03742-15000-2
1	0374213760	HARNESS ASSY, wiring	1				
1-1	1701310010	• FUSE	3				10A
1-2	1701310015	• FUSE	2				15A
1-3	1701310020	• FUSE	6				20A
1-4	1701310030	• FUSE	3				30A
1-5	1701200002	• BOX, fuse	1				
1-6	1730500008	• DIODE (3A, yellow)	7				
2	0374213960	BOX ASSY	1				
2-1	0374213975	• BOX	1				
2-3	0374213885	• HARNESS ASSY, wiring	1				
2-3-1	1730500008	• • DIODE (3A, yellow)	5				
2-4	0354213650	• RESISTER ASSY	2				
2-5	1711900042	• RELAY	6				
2-6	1120530612	• SCREW	9				
2-7	1140020006	• WASHER, spring	11				
2-9	0872433150	• TUBE	2				
2-10	1653916012	• TRIM	1				sold by the meter
2-11	1711900131	• DETECTOR	1				
2-12	1100040616	• BOLT	1				
2-13	1141110006	• WASHER	2				
2-14	1130040006	• NUT	1				
8	0564243540	HARNESS, wiring	1				
14	1711900042	RELAY	2				
17	1652022506	GROMMET	1				
19	0007300003	CLAMP	3				
22	1100040835	BOLT	4				1st or 2nd aux. proportion
	1100040835	BOLT	8				1st & 2nd aux. proportion
23	1100040816	BOLT	8				
24	1140020008	WASHER, spring	16				
25	1100040610	BOLT	2				
26	1140020006	WASHER, spring	2				
30	1141110008	WASHER	16				
34	0354221600	HARNESS, wiring	1				
41	0374213850	HARNESS, wiring	1				1st & 2nd aux. proportion
42	0374213860	HARNESS, wiring	1				1st or 2nd aux. proportion
43	1730140730	CONTROLLER	2				1st & 2nd aux. proportion
	1730140730	CONTROLLER	1				1st or 2nd aux. proportion
44	0374213890	PLATE	1				1st & 2nd aux. proportion
45	0374213790	HARNESS, wiring	1				1st or 1st & 2nd aux. proportion
	G5c131						





## ELECTRICAL (2/2)

Item	Part number	Description	Q'ty	Chan.	Serial No.	Serv.	Remarks
		ELECTRICAL ASSY					X03742-15000-2
1	0374213760	HARNESS ASSY,	1				
		wiring					
1-6	1730500008	• DIODE (3A, yellow)	5				
3	0374215030	HARNESS ASSY,	1				
		wiring					
3-1	1730500008	• DIODE (3A, yellow)	4				
5	0374213995	HARNESS ASSY,	1				
		wiring					
5-1	1730500008	• DIODE (3A, yellow)	2				
6	0374215450	BOX ASSY	1				
6-1	0374213980	• HARNESS ASSY,	1				
		wiring					
6-1-1	1701330045	• • LINK, fusible	3				45A
6-2	0374215400	• BOX ASSY, fuse	1				
6-2-1	0374215410	• • COVER	1				
6-2-2	1700100038	• • COVER	3				
6-2-3	1700100051	• • SWITCH	1				
6-2-4	1910161119	• • RELAY	1				Y119646-77900
6-2-6	1130040006	• • NUT	7				
6-2-7	1140020006	• • WASHER, spring	7				
6-2-8	1141110006	• • WASHER	7				
6-2-9	1100040614	• • BOLT	2				
6-3	0374215413	• RUBBER	1				
6-4	1652231250	• BAND	2				
7	0354221320	ANGLE	1				
9	0374215010	BRACKET	1				
10	0354221510	WIRE	1				
11	0354221500	HARNESS, wiring	1				
12	0394210350	WIRE	1				
13	1703500712	HORN	1				
14	1711900042	RELAY	1				
15	1652231250	BAND	10				
16	1652001202	GROMMET	1				
18	1711900105	CLIP	1				
20	1652201008	BAND	12				
23	1100040816	BOLT	2				
24	1140020008	WASHER, spring	2				
26	1140020006	WASHER, spring	1				
27	1711900076	CLAMP	3				
28	1130040010	NUT	8				
29	1140330010	WASHER	1				
30	1141110008	WASHER	2				
31	1100041016	BOLT	1				
32	1140020010	WASHER, spring	8				
33	1141110010	WASHER	1				
35	1101041220	BOLT	1				
36	1140020012	WASHER, spring	1				
37	1141110012	WASHER	1				
38	0354221650	SPRING	1				
39	1711900064	CLAMP	1				
41	0374213850	HARNESS, wiring	1				1st & 2nd aux. proportion
45	0374213790	HARNESS, wiring	1				1st & 2nd aux. proportion
47	1531325020	PROTECTOR	1				sold by the meter
48	1531315045	PROTECTOR	1		13810003~13810014		sold by the meter
49	1711900071	CLAMP	2				
50	0394203100	SOCKET ASSY	1				
51	1130040006	NUT	1				
	G5c141						

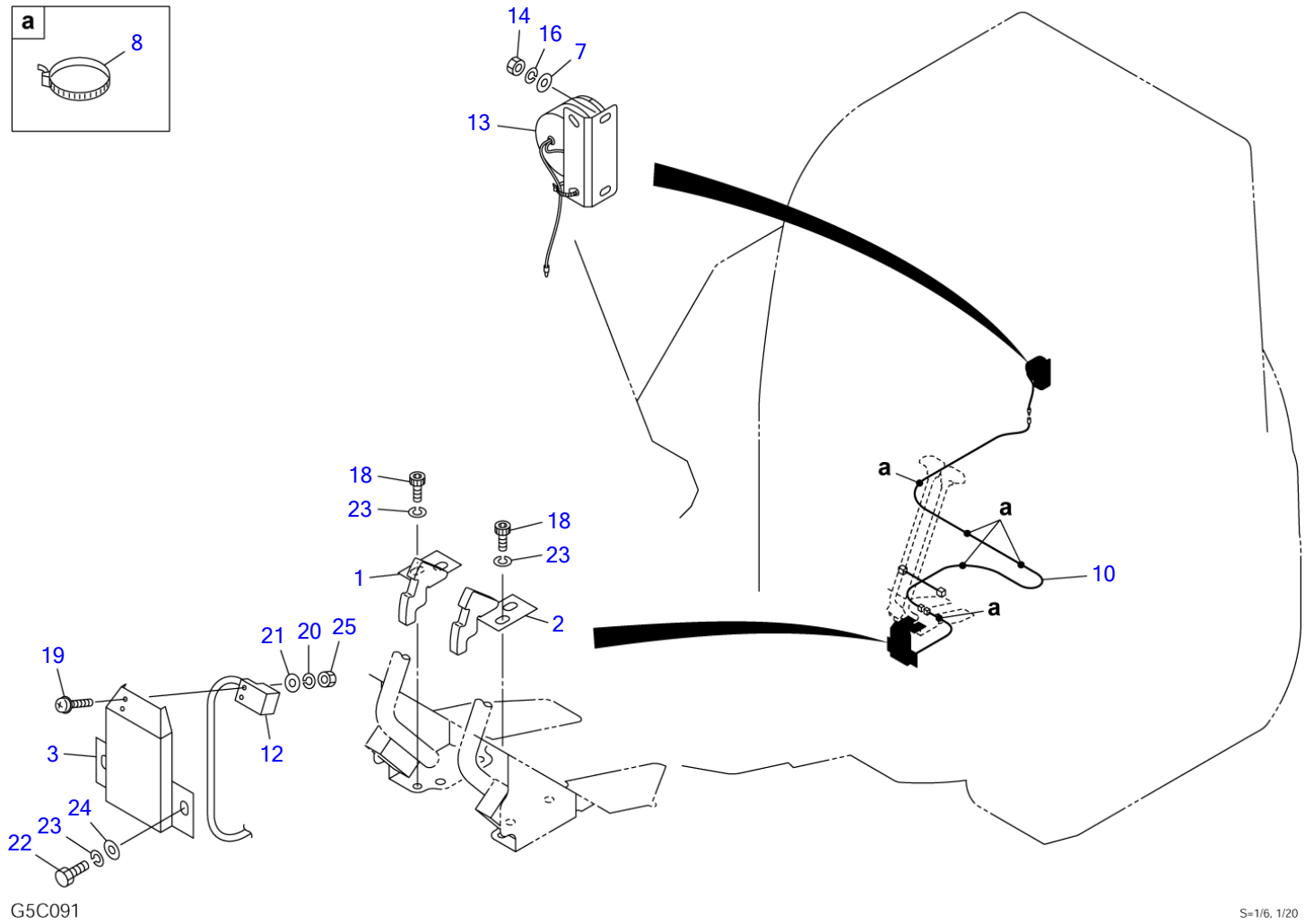
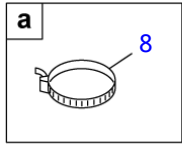


G5C150

S=1/5, 1/20

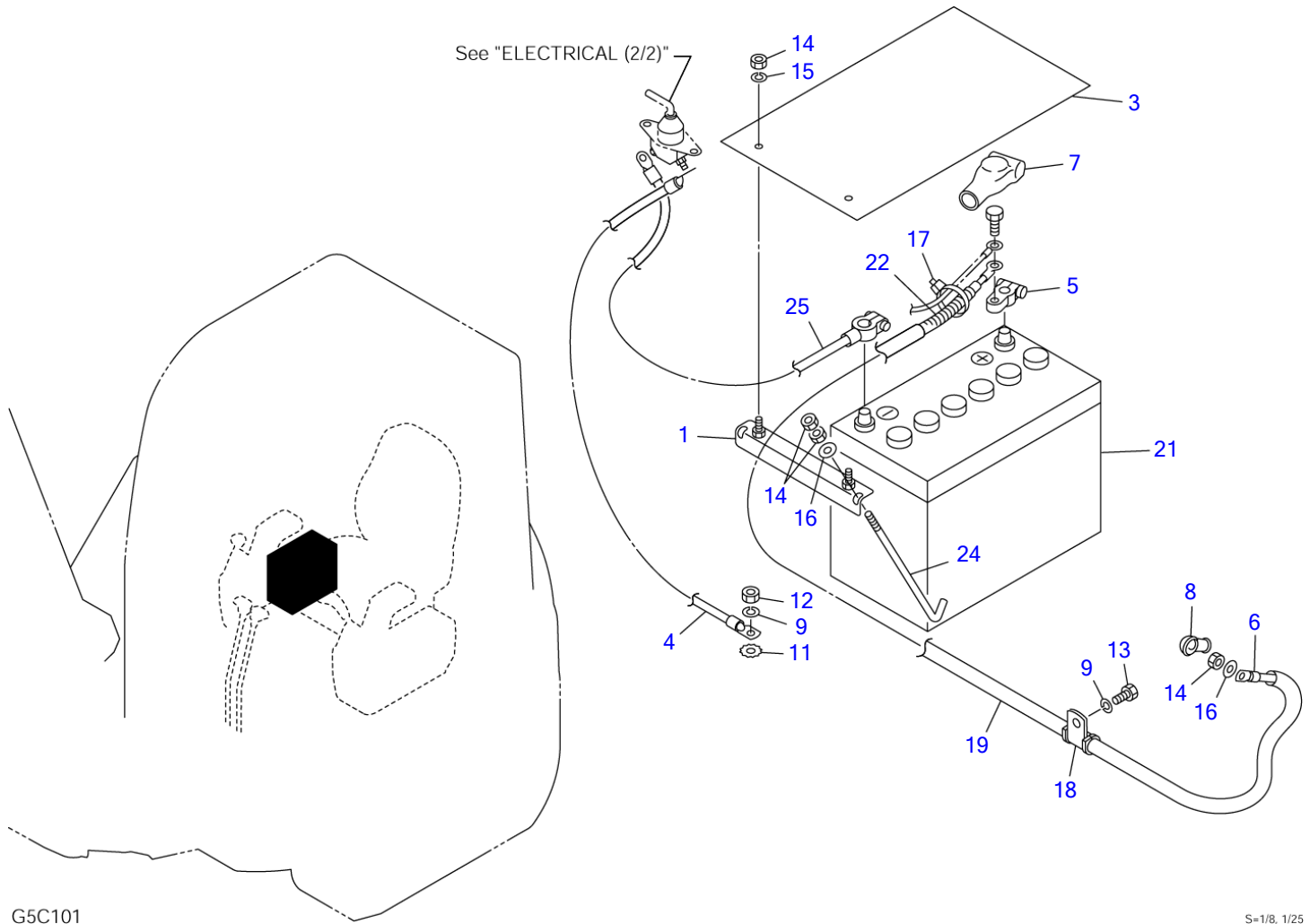
**SECURITY SYSTEM**

Item	Part number	Description	Q'ty	Chan.	Serial No.	Serv.	Remarks
		SYSTEM ASSY, security					X03742-15300-0
1	<b>0564244002</b>	CLAMP	1				
2	<b>0564244007</b>	SPONGE	1				
4	<b>1730141210</b>	CONTROLLER	1				
5	<b>1730141151</b>	SCREW	2				
6	<b>1730141120</b>	KEY	2				black
7	<b>1730141130</b>	KEY	1				gray
8	<b>1730141150</b>	STAY	1				
9	<b>1730141140</b>	COIL, antenna	1				
10	<b>1130040006</b>	NUT	3				
11	<b>1141110006</b>	WASHER	3				
12	<b>1140020006</b>	WASHER, spring	3				
	<b>G5c150</b>						



**TRAVEL ALARM**

Item	Part number	Description	Q'ty	Chan.	Serial No.	Serv.	Remarks
		ALAME ASSY, travel					X03742-15500-2
1	0564230810	PLATE (R.H.)	1				
2	0564230820	PLATE (L.H.)	1				
3	0564230830	COVER	1				
7	1141110006	WASHER	2				
8	1652231250	BAND	6				
10	0374215510	HARNES	1				
12	1700009010	SWITCH, proximity	1				
13	1703700013	BUZZER	1				
14	1130030006	NUT	2				
16	1140020006	WASHER, spring	2				
18	1110040816	SCREW, cap	2				
19	1120530312	SCREW	2				
20	1140020003	WASHER, spring	2				
21	1141110003	WASHER	2				
22	1100040816	BOLT	2				
23	1140020008	WASHER, spring	4				
24	1141110008	WASHER	2				
25	1130030003	NUT	2				
	G5c091						

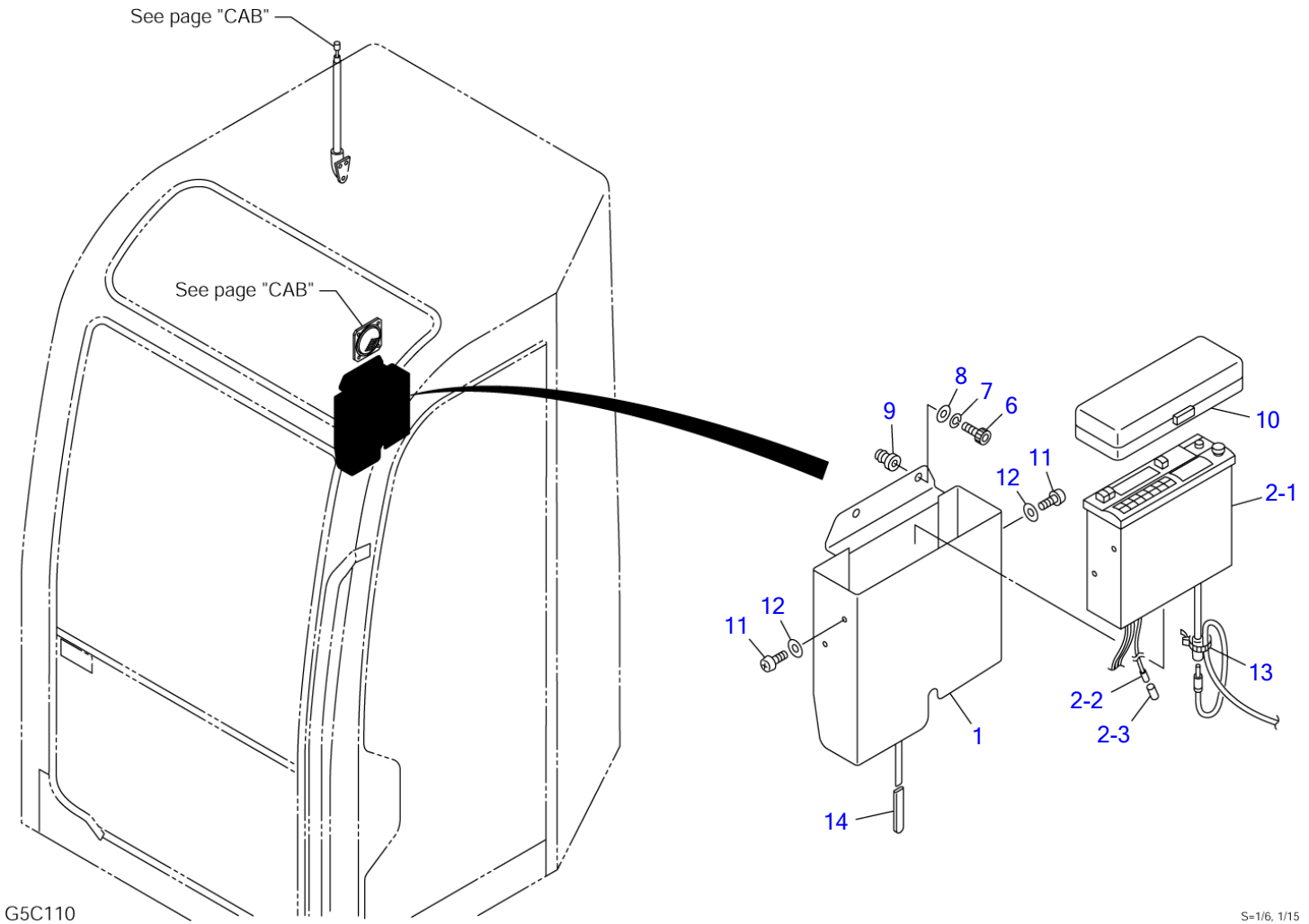


G5C101

S=1/8, 1/25

**BATTERY**

Item	Part number	Description	Q'ty	Chan.	Serial No.	Serv.	Remarks
		BATTERY ASSY					X03744-05000-4
1	0564423610	CLAMP	1				
3	0564423640	SHEET	1				
4	1702531042	CABLE, battery	1				17025-30042
5	1702330000	TERMINAL	1				
6	1702607096	CABLE, battery	1				
7	1702920060	COVER	1				
8	1910007119	COVER	1				Y124550-77030
9	1140020010	WASHER, spring	2				
11	1140330010	WASHER	1				
12	1130040010	NUT	1				
13	1100041020	BOLT	1				
14	1130040008	NUT	7				
15	1140020008	WASHER, spring	2				
16	1141110008	WASHER	3				
17	1652231140	BAND	5				
18	1711900072	CLAMP	1				
19	1531325088	PROTECTOR	1				sold by the meter
21	1702069531	BATTERY	1				
22	1703211388	PROTECTOR	1				sold by the meter
24	1702108245	BOLT	2				
25	1702230027	CABLE, earth	1				
	G5c101						



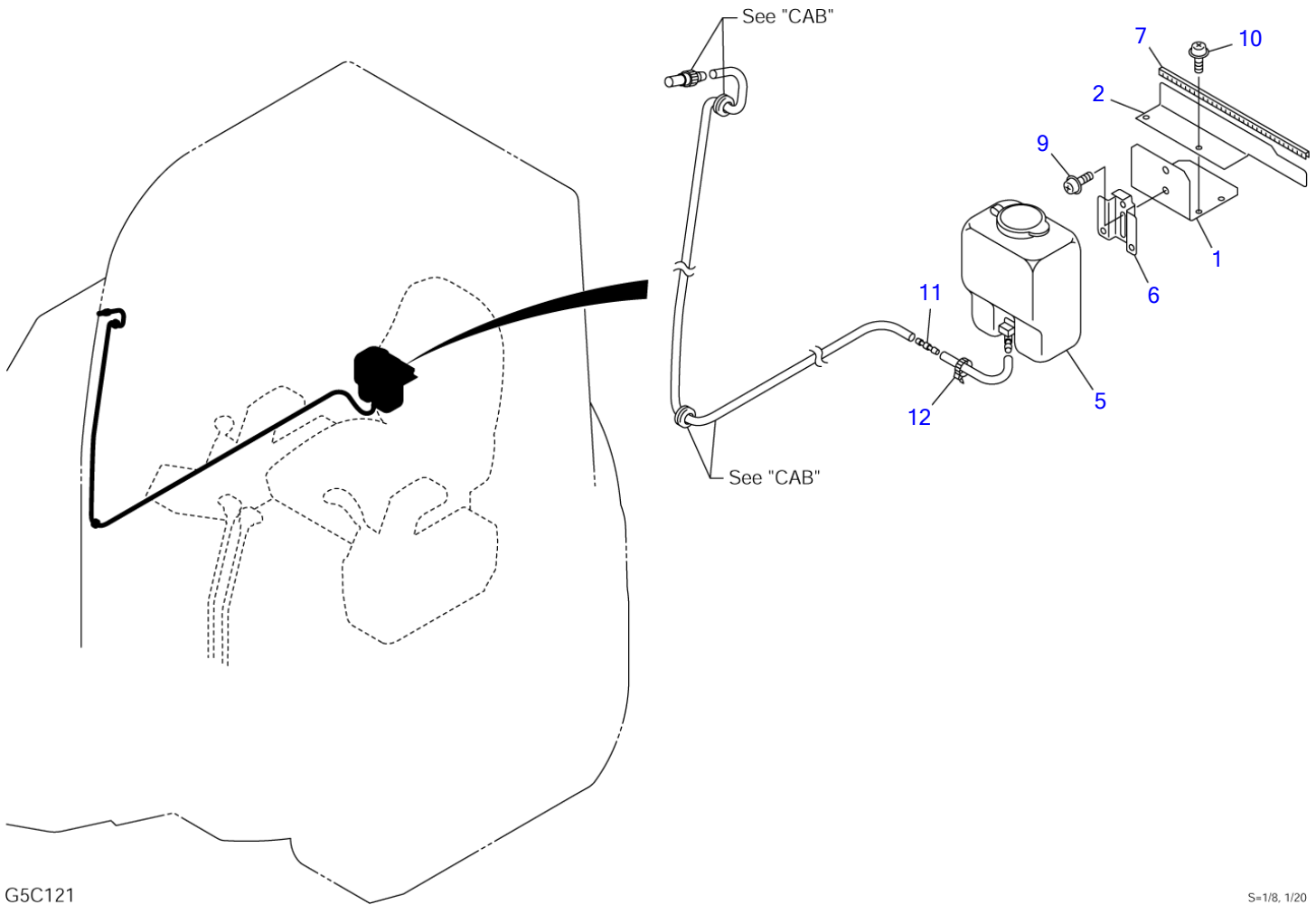
G5C110

S=1/6, 1/15



RADIO						
Item	Part number	Description	Q'ty	Chan.	Serial No.	Serv. Remarks
		RADIO ASSY (for Europe, Asia, Oceania)				X03747-05500-0
		RADIO ASSY (for America)				X03747-05600-0
		RADIO ASSY (for JAPAN)				X03747-05700-0
1	<b>0374705510</b>	COVER	1			
2	X <b>0334704200</b>	CASSETTE STEREO ASSY	1			for Europe, Asia, Oceania
	X <b>0334704300</b>	CASSETTE STEREO ASSY	1			for America
	X <b>0334704400</b>	CASSETTE STEREO ASSY	1			for JAPAN
2-1	<b>1705003600</b>	• CASSETTE STEREO	1			for Europe, Asia, Oceania
	<b>1705003700</b>	• CASSETTE STEREO	1			for America
	<b>1705003800</b>	• CASSETTE STEREO	1			for JAPAN
2-2	<b>1702700002</b>	• SOCKET	1			
2-3	<b>1702700004</b>	• SLEEV	1			
6	<b>1110040625</b>	SCREW, cap	3			
7	<b>1140020006</b>	WASHER, spring	3			
8	<b>1141110006</b>	WASHER	3			
9	<b>1652520006</b>	NUT	3			
10	<b>1705003650</b>	COVER	1			
11	<b>1122500412</b>	SCREW	4			
12	<b>1141110004</b>	WASHER	4			
13	<b>1652231100</b>	BAND	1			
14	<b>0872433150</b>	TUBE	2			

G5c110



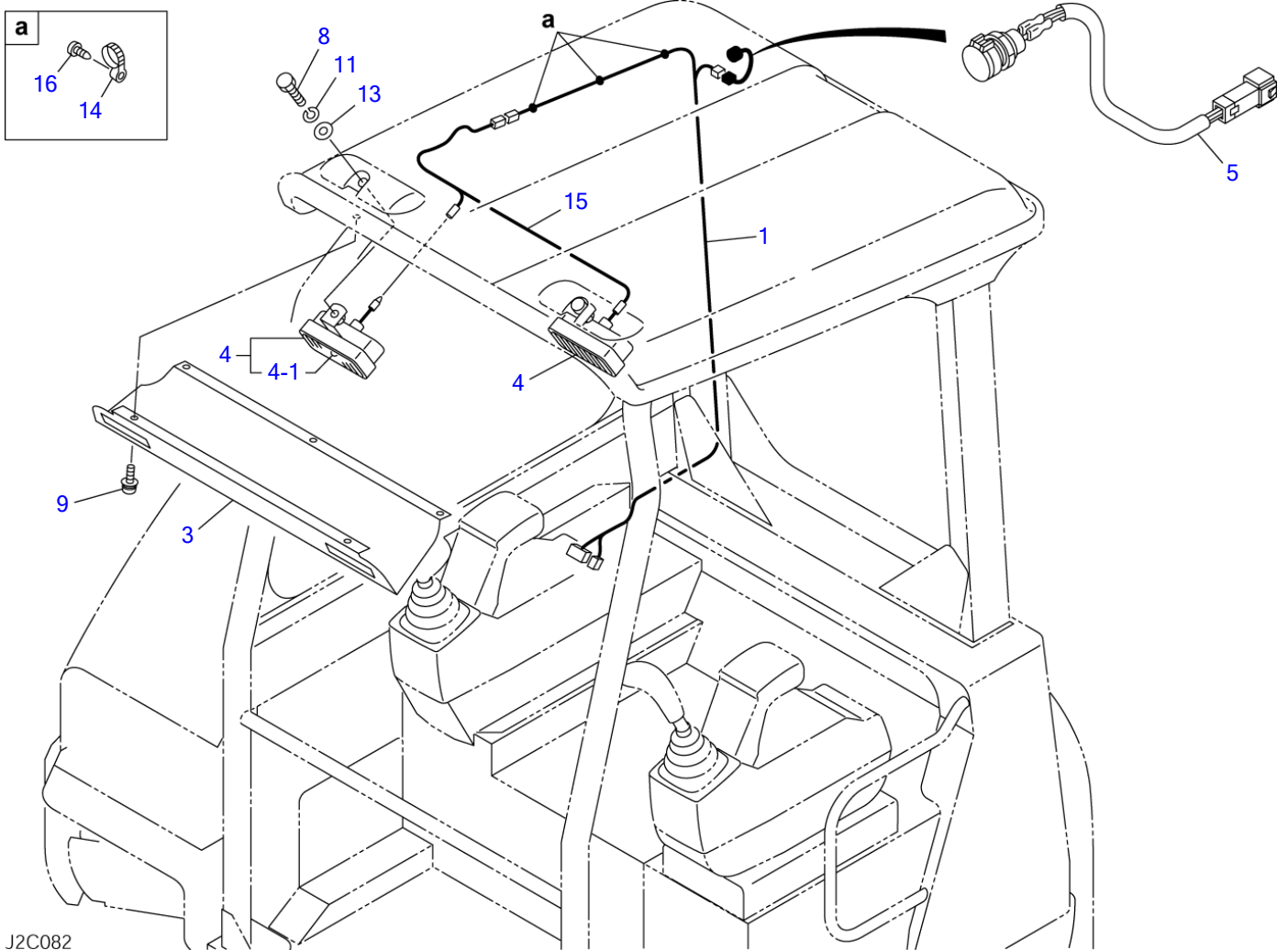
G5C121

S=1/8, 1/20

**WINDOW WASHER**

Item	Part number	Description	Q'ty	Chan.	Serial No.	Serv.	Remarks
		WASHER ASSY, window					X03789-01500-1
1	<b>0378901600</b>	BRACKET	1				
2	<b>0378901700</b>	PLATE	1				
5	<b>1711910101</b>	TANK	1				
6	<b>1711910062</b>	BRACKET	1				
7	<b>1653917028</b>	TRIM	1				
9	<b>1150410614</b>	SCREW	2				
10	<b>1150410616</b>	SCREW	4				
11	<b>1711910080</b>	VALVE, check	1				
12	<b>1652231250</b>	BAND	1				
	<b>G5c121</b>						

TB138FR Book No. BG5Z002 S/N 13810003-  
CANOPY LIGHT



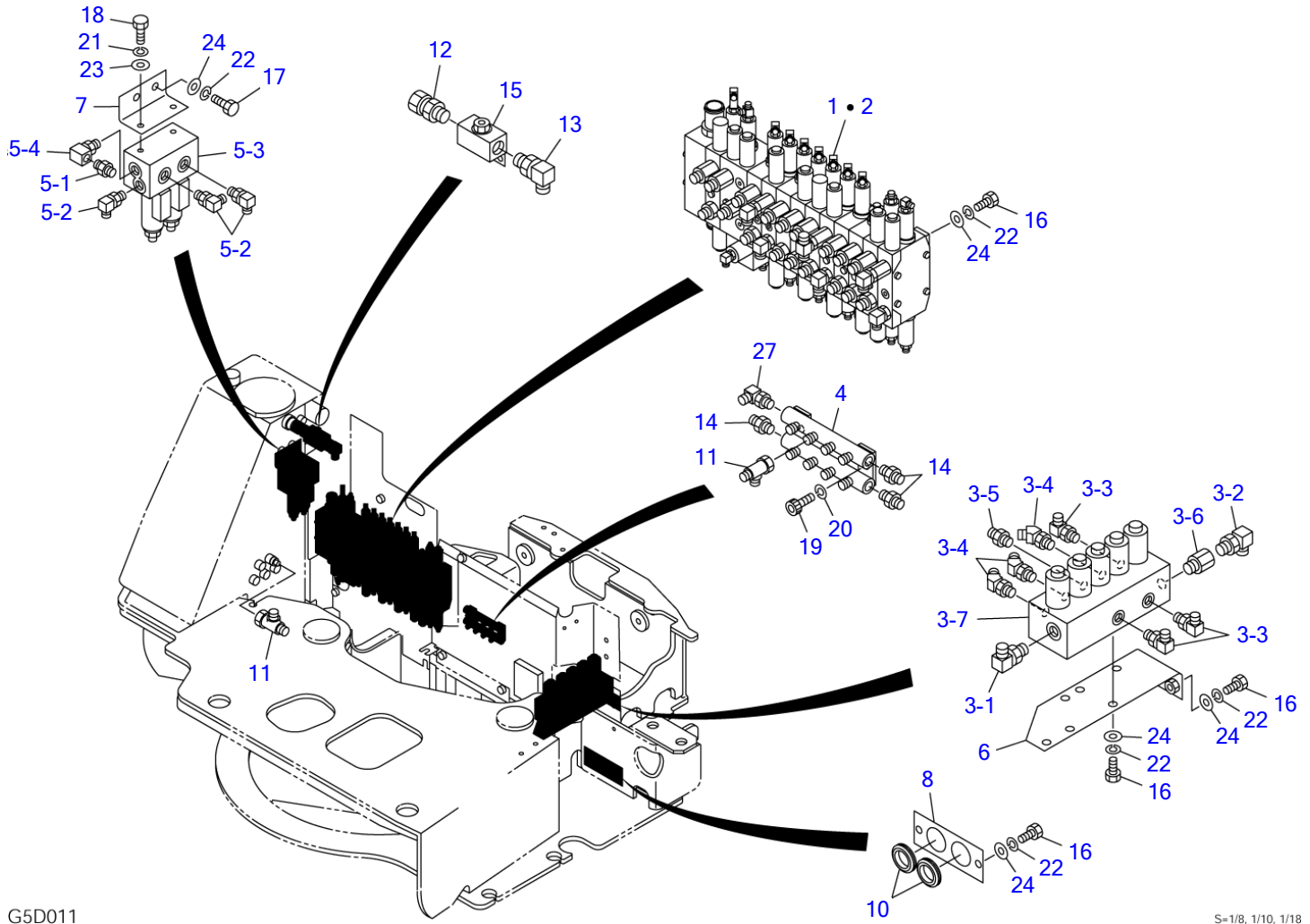
J2C082

S=1/12

**CANOPY LIGHT**

Item	Part number	Description	Q'ty	Chan.	Serial No.	Serv.	Remarks
		LAMP ASSY, canopy					X03984-04000-2
1	<b>0398404100</b>	HARNES, wiring	1				
3	<b>0358402700</b>	COVER	1				
4	<b>1703001900</b>	LAMP	2				
4-1	<b>1703001901</b>	• BULB	1				12V, 20W
5	<b>0394203100</b>	SOCKET ASSY	1				
8	<b>1100040820</b>	BOLT	2				
9	<b>1150420516</b>	SCREW	5				
11	<b>1140020008</b>	WASHER, spring	2				
13	<b>1141110008</b>	WASHER	2				
14	<b>1652221050</b>	BAND	3				
15	<b>0398402300</b>	HARNES, wiring	1				
16	<b>1120530512</b>	SCREW	3				
	<b>J2c082</b>						

TB138FR Book No. BG5Z002 S/N 13810003-  
VALVE & ACCESSORIES (1/2)



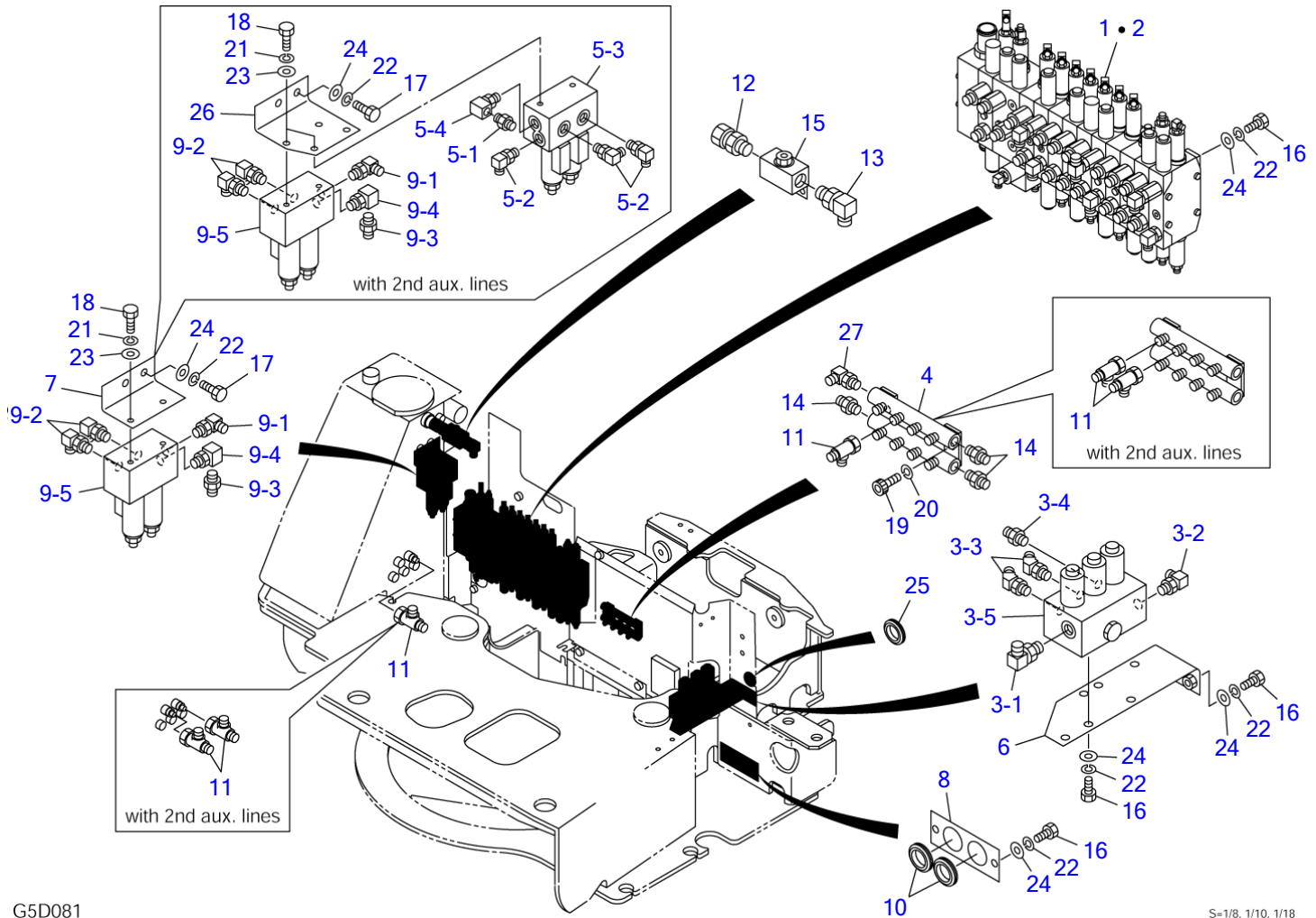
G5D011

S=1/8, 1/10, 1/18

**VALVE & ACCESSORIES (1/2)**

Item	Part number	Description	Q'ty	Chan.	Serial No.	Serv.	Remarks
		VALVE ASSY					X03750-20000-1
		VALVE ASSY (with 2nd aux. lines)					X03750-19800-1
1	X *****	VALVE ASSY, control	1				X03750-20010-0
2	X *****	VALVE ASSY, control (with 2nd aux. lines)	1				X03750-20020-0
3	X *****	VALVE ASSY, solenoid	1				X03750-20030-0
3-1	1515010051	• ELBOW	1				
	1420010180	• • O-RING	1				
3-2	1512375001	• ELBOW (with filter)	1				
	1420010140	• • O-RING	1				
3-3	1515012040	• ELBOW	3				
	1420010110	• • O-RING	1				
3-4	1515100110	• ELBOW	3				
	1420010110	• • O-RING	1				
3-5	1515600200	• ADAPTOR	1				
	1420010110	• • O-RING	1				
3-6	0007213023	• ADAPTOR	1				
	1420010140	• • O-RING	1				
3-7	1901749200	• VALVE, solenoid	1				
4	0375020040	MANIFOLD	1				
5	X *****	VALVE ASSY, solenoid (with 2nd aux. lines)	1				X03750-20050-1
5-1	1512370008	• ADAPTOR (with filter)	1				
	1420010110	• • O-RING	1				
5-2	1515012040	• ELBOW	3				
	1420010110	• • O-RING	1				
5-3	1901738400	• VALVE, solenoid	1				
5-4	1513300014	• ELBOW	1				
	1420010110	• • O-RING	1				
6	0375020060	PLATE	1				
7	0395023070	PLATE	1				with 2nd aux. lines
8	0395023034	PLATE	1				
10	1652053800	GROMMET	2				
11	1513390015	TEE	2				with 2nd aux. lines
12	0007236041	ADAPTOR	1				
	1420010180	• O-RING	1				
13	1515010042	ELBOW	1				
	1420010180	• O-RING	1				
14	1515600200	ADAPTOR	3				
	1420010110	• O-RING	1				
15	1901719800	VALVE, stop	1				
16	1100041020	BOLT	11				
17	1100041016	BOLT	2				with 2nd aux. lines
18	1100040816	BOLT	2				with 2nd aux. lines
19	1110040820	SCREW, cap	2				
20	1140420008	WASHER, spring	2				
21	1140020008	WASHER, spring	2				with 2nd aux. lines
22	1140020010	WASHER, spring	13				
23	1141110008	WASHER	2				with 2nd aux. lines
24	1141110010	WASHER	11				
	1141110010	WASHER	13				with 2nd aux. lines
27	1515012040	ELBOW	1				
	1420010110	• O-RING	1				
	G5d011						

TB138FR Book No. BG5Z002 S/N 13810003-  
 VALVE & ACCESSORIES (1/2) (1st aux. proportional cont.)



G5D081

S=1/8, 1/10, 1/18

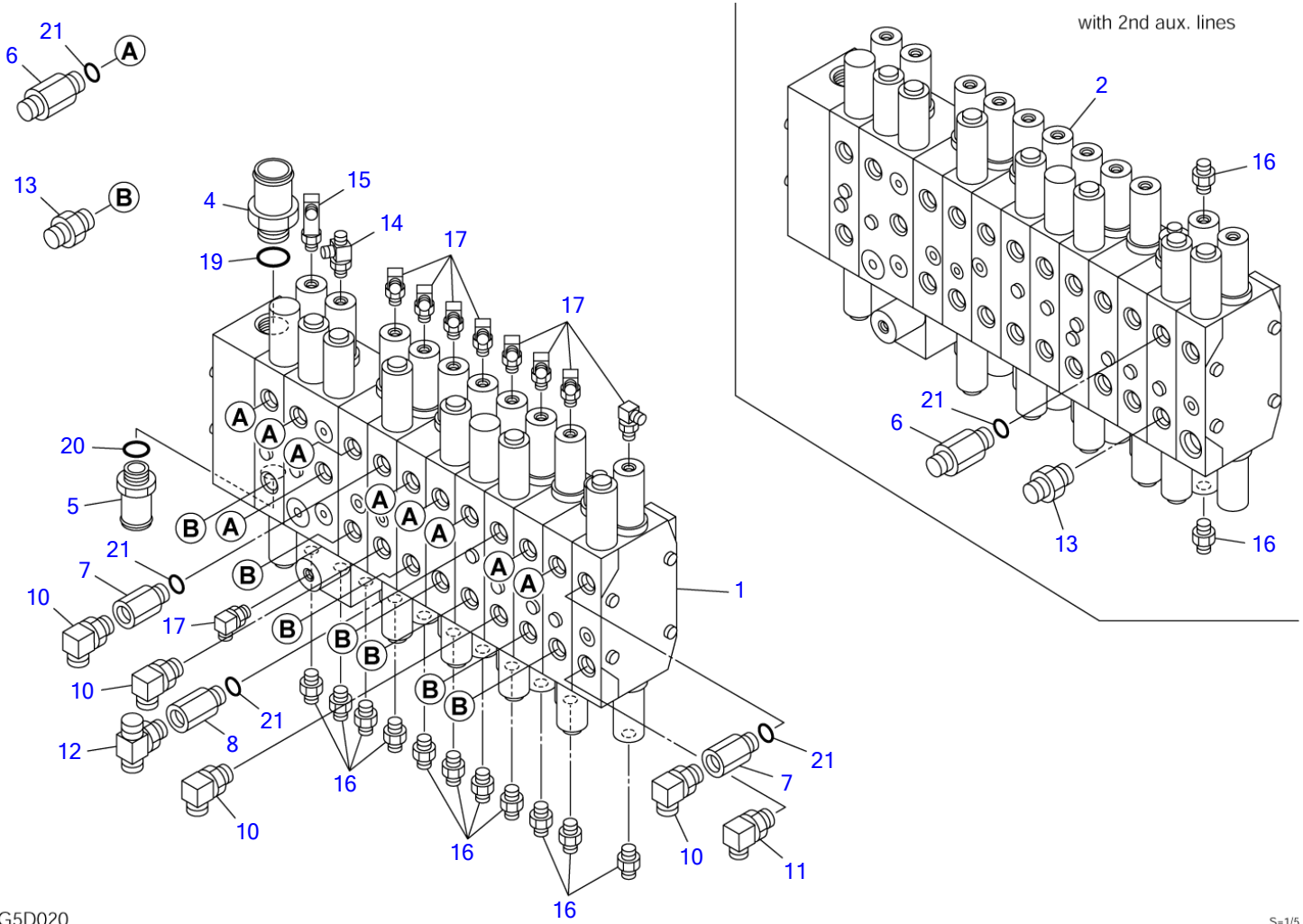


VALVE & ACCESSORIES (1/2) (1st aux. proportional cont.)

Item	Part number	Description	Q'ty	Chan.	Serial No.	Serv.	Remarks
		VALVE ASSY					X03750-20200-1
		VALVE ASSY (with 2nd aux. lines)					X03750-20300-1
1	X *****	VALVE ASSY, control	1				X03750-20010-0
2	X *****	VALVE ASSY, control (with 2nd aux. lines)	1				X03750-20020-0
3	X *****	VALVE ASSY, solenoid	1				X03750-20210-0
3-1	1515010051	• ELBOW	1				
	1420010180	• • O-RING	1				
3-2	1515012040	• ELBOW	1				
	1420010110	• • O-RING	1				
3-3	1515100110	• ELBOW	2				
	1420010110	• • O-RING	1				
3-4	1515600200	• ADAPTOR	1				
	1420010110	• • O-RING	1				
3-5	1901748800	• VALVE, solenoid	1				
4	0375020040	MANIFOLD	1				
5	X *****	VALVE ASSY, solenoid (with 2nd aux. lines)	1				X03750-20050-1
5-1	1512370008	• ADAPTOR (with filter)	1				
	1420010110	• • O-RING	1				
5-2	1515012040	• ELBOW	3				
	1420010110	• • O-RING	1				
5-3	1901738400	• VALVE, solenoid	1				
5-4	1513300014	• ELBOW	1				
	1420010110	• • O-RING	1				
6	0375020060	PLATE	1				
7	0375020220	PLATE	1				
8	0395023034	PLATE	1				
9	X *****	VALVE ASSY, solenoid	1				X03750-20230-0
9-1	1512375004	• ADAPTOR (with filter)	1				
	1420010110	• • O-RING	1				
9-2	1515012040	• ELBOW	2				
	1420010110	• • O-RING	1				
9-3	1515600200	• ADAPTOR	1				
	1420010110	• • O-RING	1				
9-4	1513300014	• ELBOW	1				
	1420010110	• • O-RING	1				
9-5	1901738400	• VALVE, solenoid	1				
10	1652053800	GROMMET	2				
11	1513390015	TEE	2				
	1513390015	TEE	4				with 2nd aux. lines
12	0007236041	ADAPTOR	1				
	1420010180	• O-RING	1				
13	1515010042	ELBOW	1				
	1420010180	• O-RING	1				
14	1515600200	ADAPTOR	3				
	1420010110	• O-RING	1				
15	1901719800	VALVE, stop	1				
16	1100041020	BOLT	10				
17	1100041016	BOLT	2				
18	1100040816	BOLT	2				
	1100040816	BOLT	4				with 2nd aux. lines
19	1110040820	SCREW, cap	2				
20	1140420008	WASHER, spring	2				
21	1140020008	WASHER, spring	2				
	1140020008	WASHER, spring	4				with 2nd aux. lines
22	1140020010	WASHER, spring	12				
23	1141110008	WASHER	2				
	1141110008	WASHER	4				with 2nd aux. lines
24	1141110010	WASHER	12				
25	1652053400	GROMMET	1				
26	0375020310	PLATE	1				with 2nd aux. lines
27	1515012040	ELBOW	1				
	1420010110	• O-RING	1				

G5d081

TB138FR Book No. BG5Z002 S/N 13810003-  
**VALVE & ACCESSORIES (2/2)**



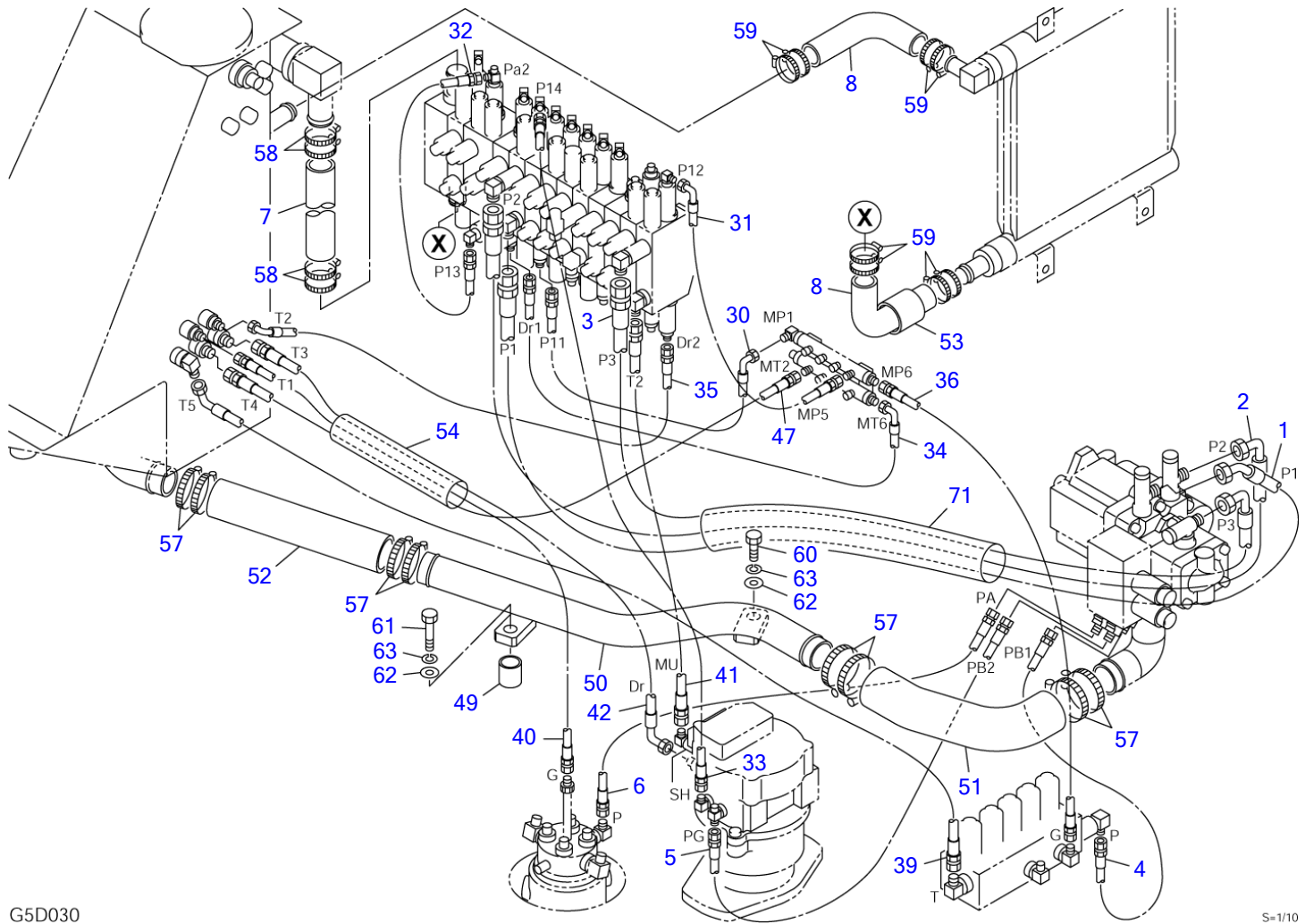
G5D020

S=1/5

**VALVE & ACCESSORIES (2/2)**

Item	Part number	Description	Q'ty	Chan.	Serial No.	Serv.	Remarks
0	X *****	VALVE ASSY, control	1				X03750-20010-0
	X *****	VALVE ASSY, control (with 2nd aux. lines)	1				X03750-20020-0
1	1901044400	• VALVE, control	1				
2	1901044500	• VALVE, control	1				with 2nd aux. lines
4	0007224013	• ADAPTOR	1				
5	0007224006	• ADAPTOR	1				
	1420010180	• • O-RING	1				
6	0007203021	• ADAPTOR	9				
	0007203021	• ADAPTOR	10				with 2nd aux. lines
	1420010140	• • O-RING	1				
7	0007213016	• BUSHING	2				
	1420010140	• • O-RING	1				
8	0007213064	• BUSHING	1				
10	1515010131	• ELBOW	4				
	1420010140	• • O-RING	1				
11	1515010051	• ELBOW	1				
	1420010180	• • O-RING	1				
12	1512374002	• ADAPTOR	1				
	1420010180	• • O-RING	1				
13	1515600201	• ADAPTOR	7				
	1515600201	• ADAPTOR	8				with 2nd aux. lines
	1420010140	• • O-RING	1				
14	1512370011	• TEE	1				
	1420010110	• • O-RING	1				
15	1515012510	• ELBOW	1				
	1420010110	• • O-RING	1				
16	1515600200	• ADAPTOR	11				
	1515600200	• ADAPTOR	13				with 2nd aux. lines
	1420010110	• • O-RING	1				
17	1515012040	• ELBOW	9				
	1420010110	• • O-RING	1				
19	1420010290	• O-RING	1				
20	1420010180	• O-RING	1				
21	1420010140	• O-RING	12				
	1420010140	• O-RING	13				with 2nd aux. lines
	G5d020						

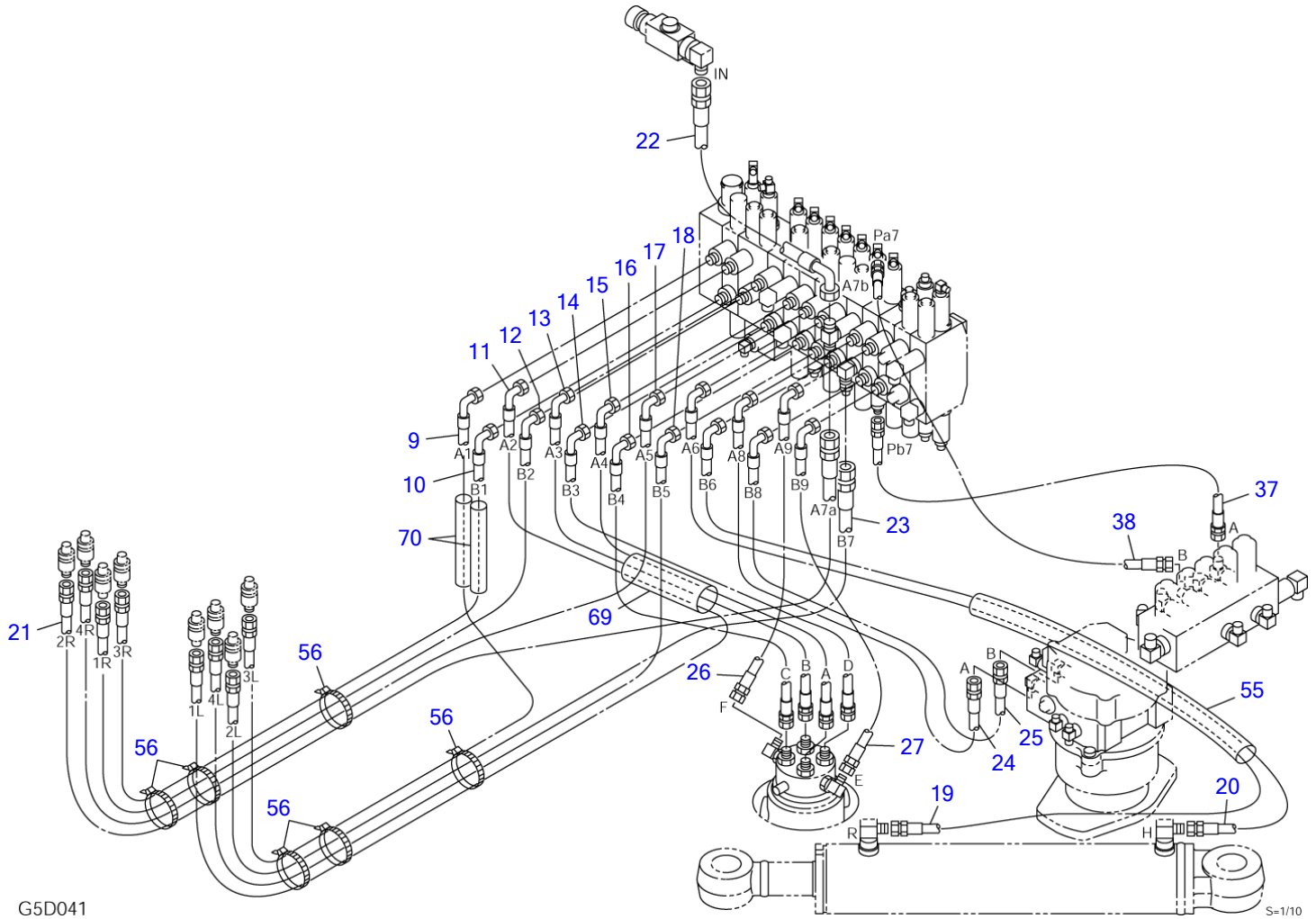
TB138FR Book No. BG5Z002 S/N 13810003-  
PIPING; UPPER (1/3)



G5D030

S-1/10

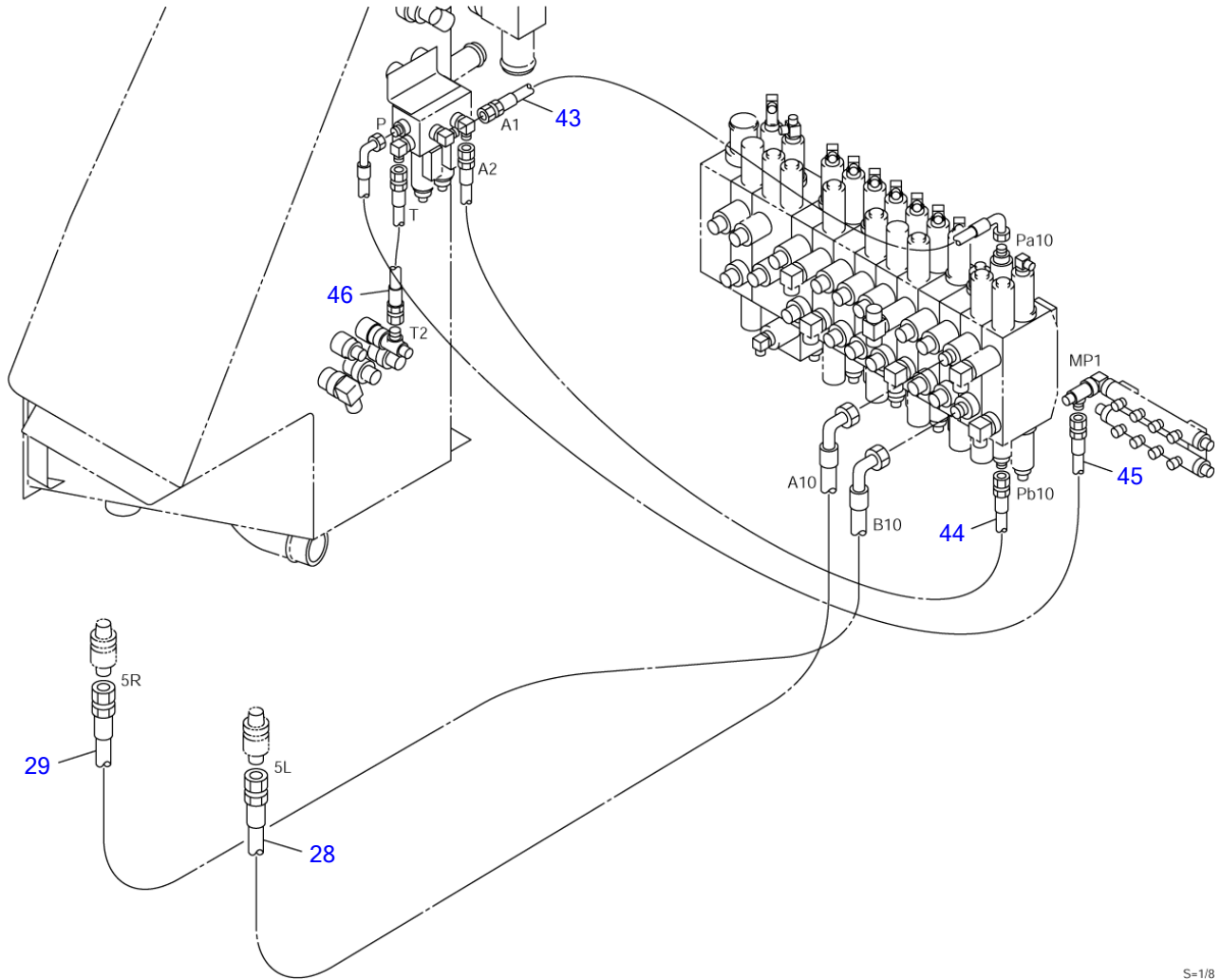
PIPING; UPPER (1/3)						
Item	Part number	Description	Q'ty	Chan.	Serial No.	Serv. Remarks
		PIPING ASSY, upper				X03750-16000-4
		PIPING ASSY, upper (with 2nd aux. lines)				X03750-15500-4
1	0377016010	HOSE ASSY	1			18015-47145
2	0377016020	HOSE ASSY	1			18015-41140
3	0377016030	HOSE ASSY	1			18015-41130
4	0377016040	HOSE ASSY	1			18010-22035
5	0377016050	HOSE ASSY	1			18010-22085
6	0377016060	HOSE ASSY	1			18010-22085
7	1530532026	HOSE	1			sold by the meter
8	0377016080	HOSE	2			
30	0377016300	HOSE ASSY	1			18010-52060
31	0377016310	HOSE ASSY	1			18010-52045
32	0377016320	HOSE ASSY	1			18010-22080
33	0377016330	HOSE ASSY	1			18010-22065
34	0377016340	HOSE ASSY	1			18010-52085
35	0377016350	HOSE ASSY	1			18010-52080
36	0377016360	HOSE ASSY	1			18010-22050
39	0377016390	HOSE ASSY	1			18010-53110
40	0377016400	HOSE ASSY	1			18010-22065
41	0377016410	HOSE ASSY	1			18010-23018
42	0377016420	HOSE ASSY	1			18010-53080
47	0377016470	HOSE ASSY	1			18010-23070
49	0377016490	PIPE	1			
50	0377016500	PIPE	1			
51	0377016510	HOSE	1			
52	1530747032	HOSE	1			sold by the meter
53	1530541005	PROTECTOR	1			sold by the meter
54	1531345025	PROTECTOR	1			sold by the meter
57	1533700070	BAND	8			
58	1533700048	BAND	4			
59	1533700041	BAND	8			
60	1100041030	BOLT	1			
61	1100041065	BOLT	1			
62	0003600025	WASHER	2			
63	1140020010	WASHER, spring	2			
71	1531360060	PROTECTOR	1			sold by the meter
	G5d031					



G5D041

S=1/10

PIPING; UPPER (2/3)							
Item	Part number	Description	Q'ty	Chan.	Serial No.	Serv.	Remarks
		PIPING ASSY, upper					X03750-16000-4
		PIPING ASSY, upper (with 2nd aux. lines)					X03750-15500-4
9	0377016090	HOSE ASSY	1				18019-21185
10	0377016100	HOSE ASSY	1				18019-21165
11	0377016110	HOSE ASSY	1				18019-21175
12	0377016120	HOSE ASSY	1				18019-21155
13	0377016130	HOSE ASSY	1				18015-21060
14	0377016140	HOSE ASSY	1				18015-21060
15	0377016150	HOSE ASSY	1				18015-21060
16	0377016160	HOSE ASSY	1				18015-21050
17	0377016170	HOSE ASSY	1				18019-21145
18	0377016180	HOSE ASSY	1				18019-21160
19	0377016190	HOSE ASSY	1				18019-21163
20	0377016200	HOSE ASSY	1				18019-21118
21	0377016210	HOSE ASSY	1				18019-40146
22	0377016220	HOSE ASSY	1				18015-41040
23	0377016230	HOSE ASSY	1				18019-40155
24	0377016240	HOSE ASSY	1				18017-21075
25	0377016250	HOSE ASSY	1				18017-21068
26	0377016260	HOSE ASSY	1				18015-21051
27	0377016270	HOSE ASSY	1				18015-21050
37	0377016370	HOSE ASSY	1				19348-22100
38	0377016380	HOSE ASSY	1				19348-22075
55	1531335070	PROTECTOR	1				sold by the meter
56	1652201008	BAND	6				
69	1531345015	PROTECTOR	1				sold by the meter
70	1531325030	PROTECTOR	2				sold by the meter
	G5d041						



G5D051

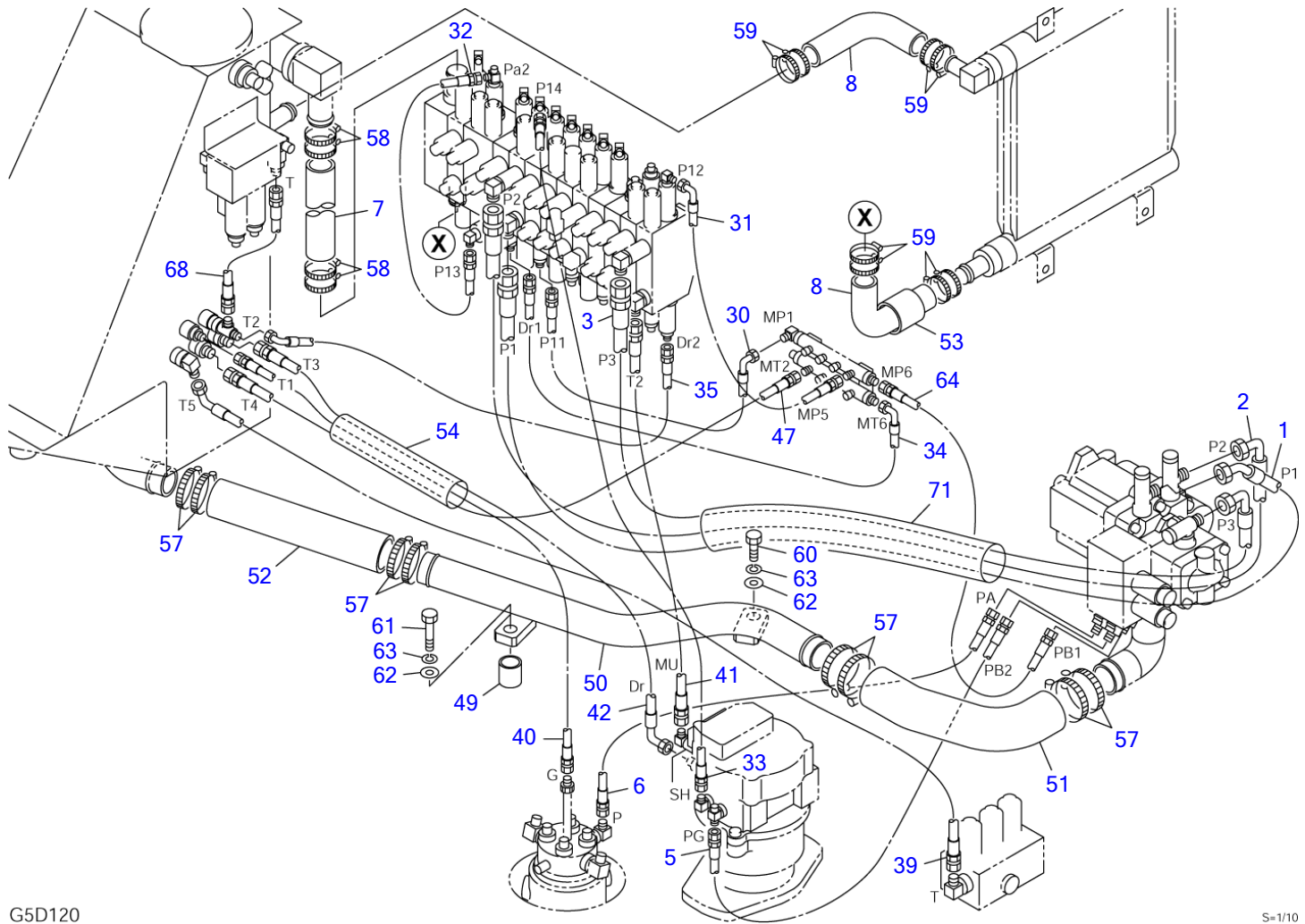
S-1/8



**PIPING; UPPER (3/3) (with 2nd aux. lines)**

Item	Part number	Description	Q'ty	Chan.	Serial No.	Serv.	Remarks
		PIPING ASSY, upper (with 2nd aux. lines)					X03750-15500-4
28	<b>0377016280</b>	HOSE ASSY	1				18019-21148
29	<b>0377016290</b>	HOSE ASSY	1				18019-21140
43	<b>0377016430</b>	HOSE ASSY	1				19348-52045
44	<b>0377016440</b>	HOSE ASSY	1				19348-22085
45	<b>0377016450</b>	HOSE ASSY	1				19348-52095
46	<b>0377016460</b>	HOSE ASSY	1				19348-22023
	<b>G5d051</b>						

TB138FR Book No. BG5Z002 S/N 13810003-  
PIPING; UPPER (1/3) (1st aux. proportional cont.)

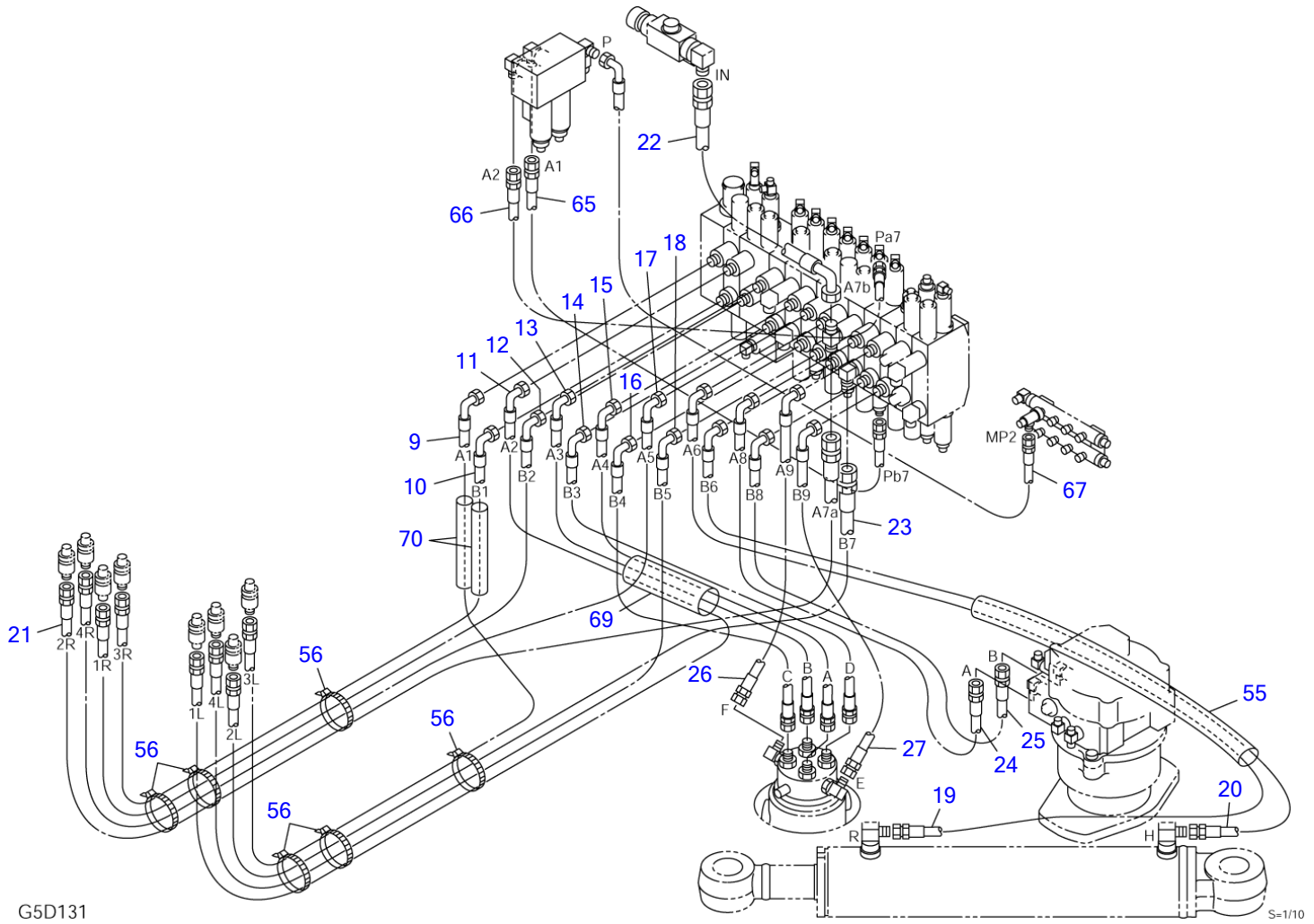


G5D120

S-1/10

**PIPING; UPPER (1/3) (1st aux. proportional cont.)**

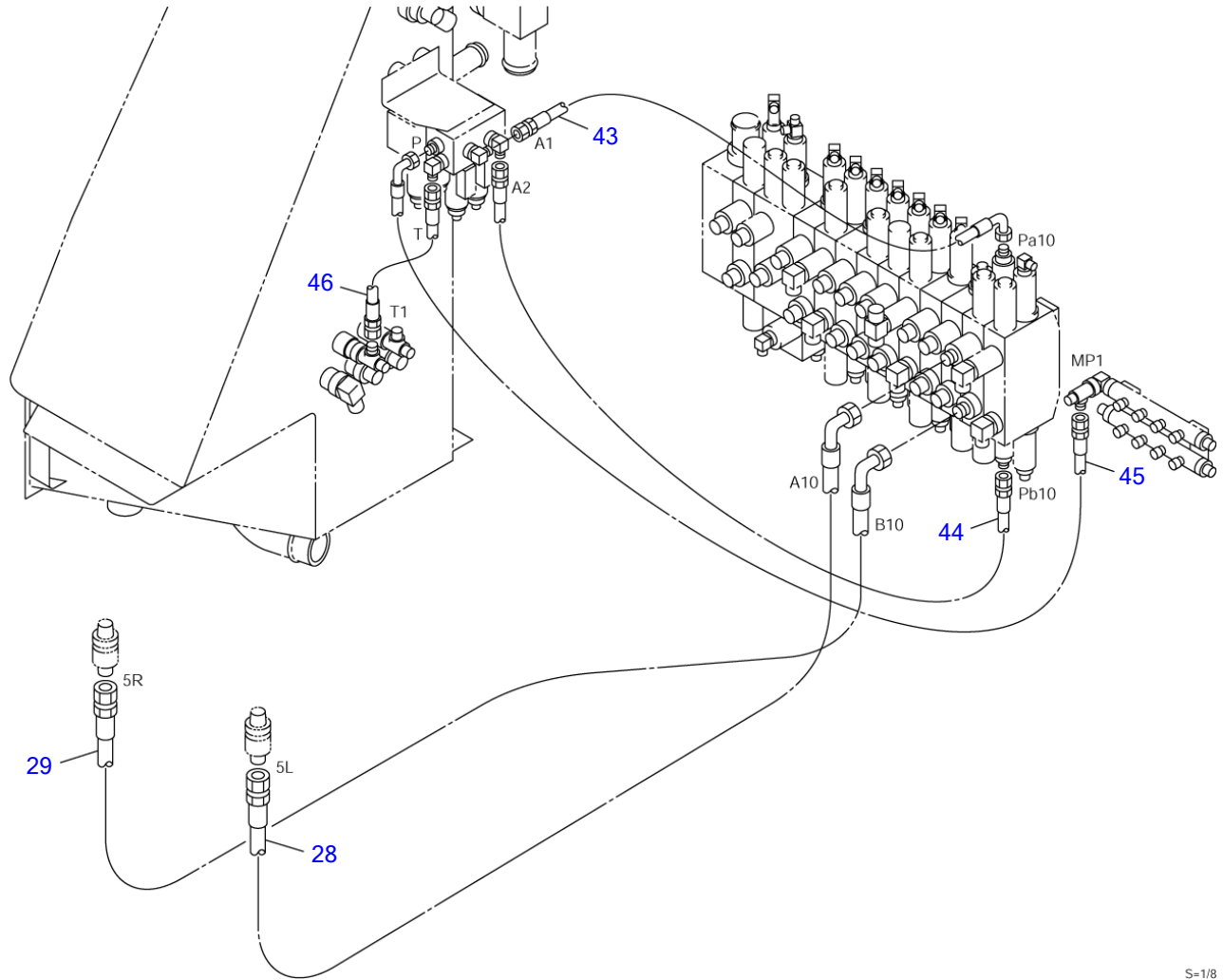
Item	Part number	Description	Q'ty	Chan.	Serial No.	Serv.	Remarks
		PIPING ASSY, upper					X03750-17000-4
		PIPING ASSY, upper (with 2nd aux. lines)					X03750-16900-4
1	0377016010	HOSE ASSY	1				18015-47145
2	0377016020	HOSE ASSY	1				18015-41140
3	0377016030	HOSE ASSY	1				18015-41130
5	0377016050	HOSE ASSY	1				18010-22085
6	0377016060	HOSE ASSY	1				18010-22085
7	1530532026	HOSE	1				sold by the meter
8	0377016080	HOSE	2				
30	0377016300	HOSE ASSY	1				18010-52060
31	0377016310	HOSE ASSY	1				18010-52045
32	0377016320	HOSE ASSY	1				18010-22080
33	0377016330	HOSE ASSY	1				18010-22065
34	0377016340	HOSE ASSY	1				18010-52085
35	0377016350	HOSE ASSY	1				18010-52080
39	0377016390	HOSE ASSY	1				18010-53110
40	0377016400	HOSE ASSY	1				18010-22065
41	0377016410	HOSE ASSY	1				18010-23018
42	0377016420	HOSE ASSY	1				18010-53080
47	0377016470	HOSE ASSY	1				18010-23070
49	0377016490	PIPE	1				
50	0377016500	PIPE	1				
51	0377016510	HOSE	1				
52	1530747032	HOSE	1				sold by the meter
53	1530541005	PROTECTOR	1				sold by the meter
54	1531345025	PROTECTOR	1				sold by the meter
57	1533700070	BAND	8				
58	1533700048	BAND	4				
59	1533700041	BAND	8				
60	1100041030	BOLT	1				
61	1100041065	BOLT	1				
62	0003600025	WASHER	2				
63	1140020010	WASHER, spring	2				
64	0377017010	HOSE ASSY	1				18010-22085
68	0377017050	HOSE ASSY	1				19348-22025
71	1531360060	PROTECTOR	1				sold by the meter
	G5d121						



**PIPING; UPPER (2/3) (1st aux. proportional cont.)**

Item	Part number	Description	Q'ty	Chan.	Serial No.	Serv.	Remarks
		PIPING ASSY, upper					X03750-17000-4
		PIPING ASSY, upper (with 2nd aux. lines)					X03750-16900-4
9	<b>0377016090</b>	HOSE ASSY	1				18019-21185
10	<b>0377016100</b>	HOSE ASSY	1				18019-21165
11	<b>0377016110</b>	HOSE ASSY	1				18019-21175
12	<b>0377016120</b>	HOSE ASSY	1				18019-21155
13	<b>0377016130</b>	HOSE ASSY	1				18015-21060
14	<b>0377016140</b>	HOSE ASSY	1				18015-21060
15	<b>0377016150</b>	HOSE ASSY	1				18015-21060
16	<b>0377016160</b>	HOSE ASSY	1				18015-21050
17	<b>0377016170</b>	HOSE ASSY	1				18019-21145
18	<b>0377016180</b>	HOSE ASSY	1				18019-21160
19	<b>0377016190</b>	HOSE ASSY	1				18019-21163
20	<b>0377016200</b>	HOSE ASSY	1				18019-21118
21	<b>0377016210</b>	HOSE ASSY	1				18019-40146
22	<b>0377016220</b>	HOSE ASSY	1				18015-41040
23	<b>0377016230</b>	HOSE ASSY	1				18019-40155
24	<b>0377016240</b>	HOSE ASSY	1				18017-21075
25	<b>0377016250</b>	HOSE ASSY	1				18017-21068
26	<b>0377016260</b>	HOSE ASSY	1				18015-21051
27	<b>0377016270</b>	HOSE ASSY	1				18015-21050
55	<b>1531335070</b>	PROTECTOR	1				sold by the meter
56	<b>1652201008</b>	BAND	6				
65	<b>0377017020</b>	HOSE ASSY	1				19348-22085
66	<b>0377017030</b>	HOSE ASSY	1				19348-22140
67	<b>0377017040</b>	HOSE ASSY	1				19348-52095
69	<b>1531345015</b>	PROTECTOR	1				sold by the meter
70	<b>1531325030</b>	PROTECTOR	2				sold by the meter
	<b>G5d131</b>						

TB138FR Book No. BG5Z002 S/N 13810003-  
PIPING; UPPER (3/3) (1st aux. proportional cont., with 2nd aux. lines)



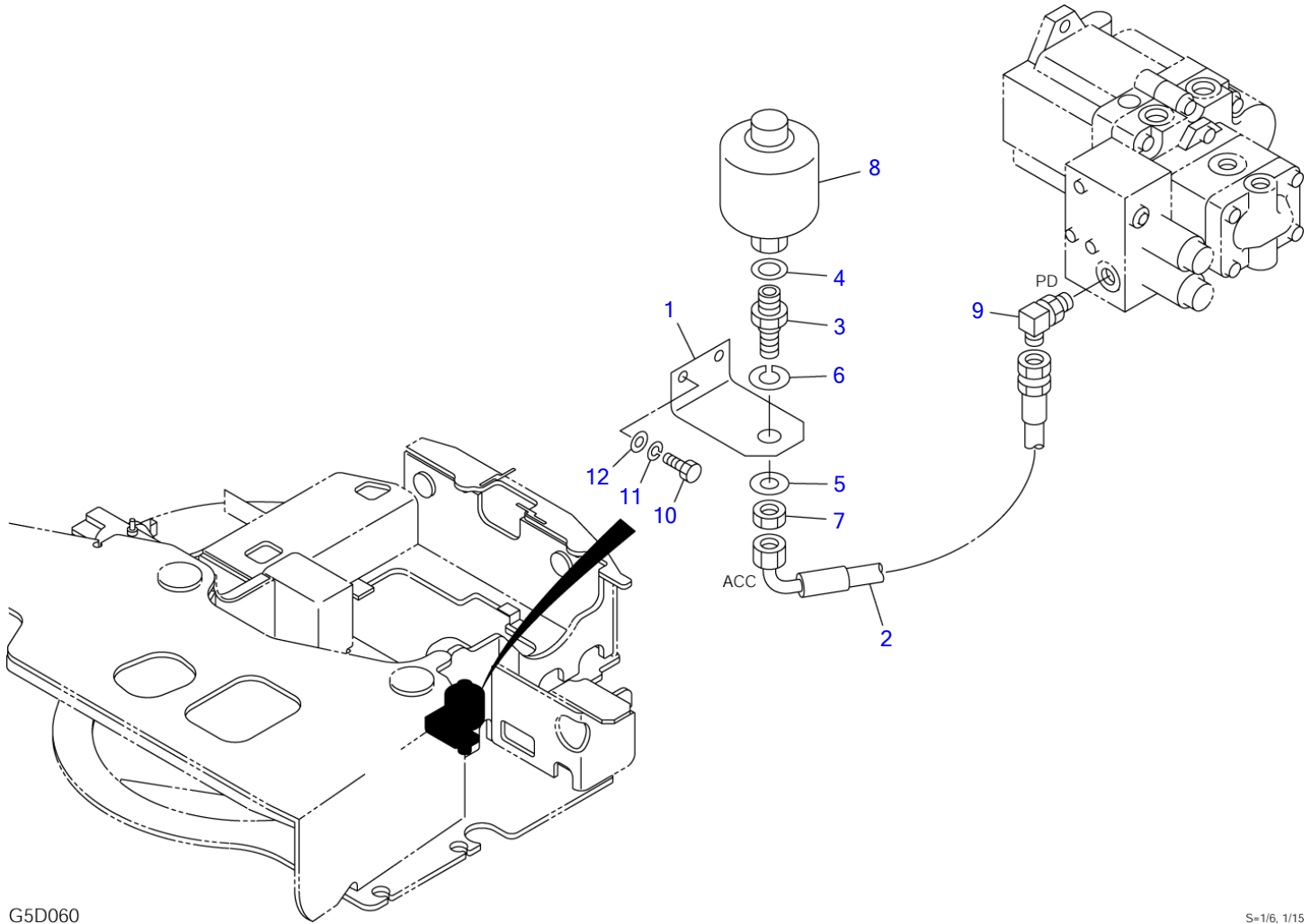
G5D141

S-1/8

**PIPING; UPPER (3/3) (1st aux. proportional cont., with 2nd aux. lines)**

Item	Part number	Description	Q'ty	Chan.	Serial No.	Serv.	Remarks
		PIPING ASSY, upper (with 2nd aux. lines)					X03750-16900-4
28	<b>0377016280</b>	HOSE ASSY	1				18019-21148
29	<b>0377016290</b>	HOSE ASSY	1				18019-21140
43	<b>0377016430</b>	HOSE ASSY	1				19348-52045
44	<b>0377016440</b>	HOSE ASSY	1				19348-22085
45	<b>0377016450</b>	HOSE ASSY	1				19348-52095
46	<b>0377016460</b>	HOSE ASSY	1				19348-22023
	<b>G5d141</b>						

TB138FR Book No. BG5Z002 S/N 13810003-  
ACCUMULATOR



G5D060

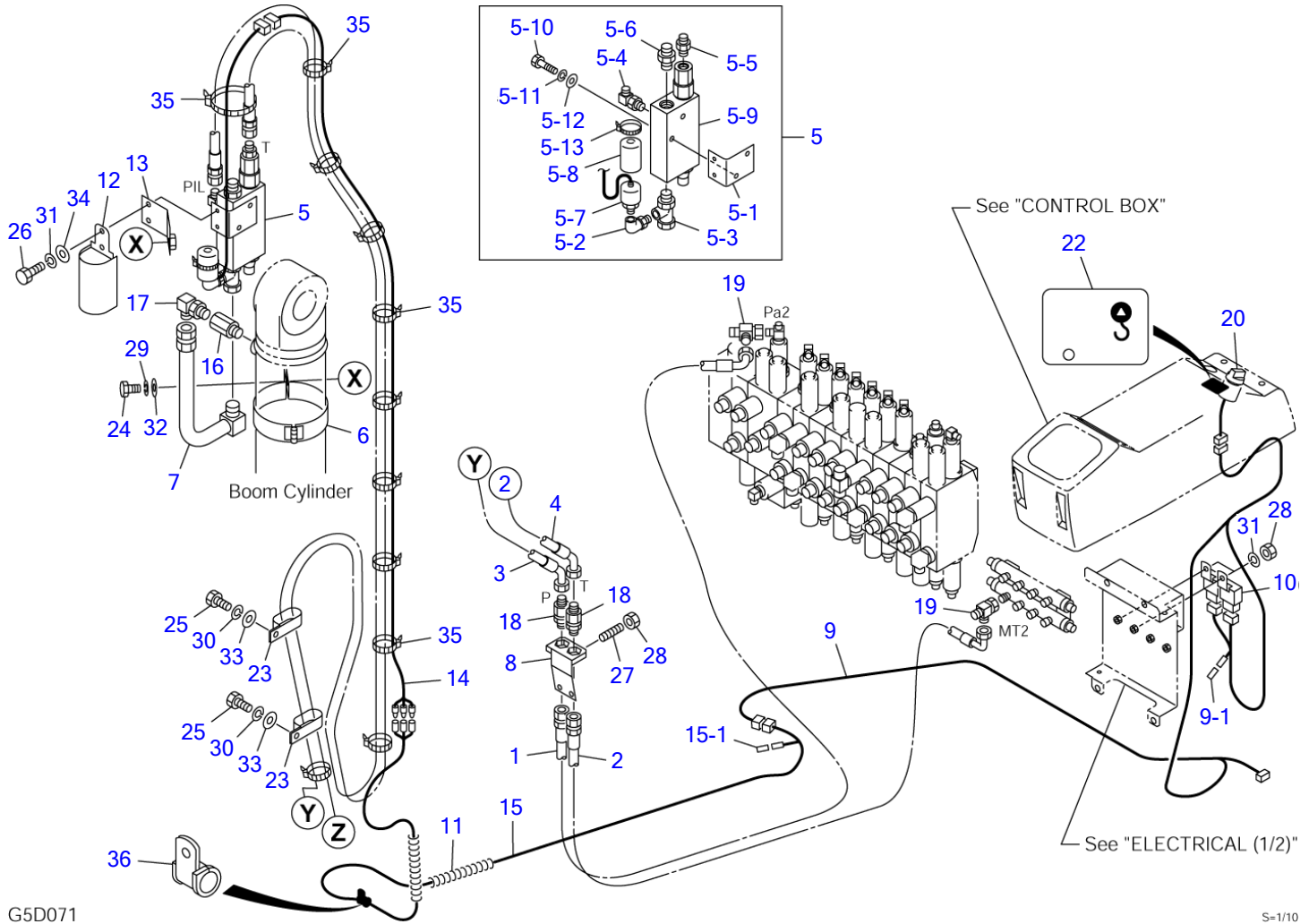
S=1/6, 1/15



**ACCUMULATOR**

Item	Part number	Description	Q'ty	Chan.	Serial No.	Serv.	Remarks
0	<b>0375019500</b>	ACCUMULATOR ASSY	1				X03750-19500-0
1	<b>0395022410</b>	▪ BRACKET	1				
2	<b>0375019510</b>	▪ HOSE ASSY	1				18010-53030
3	<b>0007200222</b>	▪ ADAPTOR	1				
4	<b>1432160004</b>	▪ SEAL	1				
5	<b>1141110016</b>	▪ WASHER	1				
6	<b>1140020020</b>	▪ WASHER, spring	1				
7	<b>0007200154</b>	▪ NUT	1				
8	<b>1552200020</b>	▪ ACCUMULATOR	1				
9	<b>1515010041</b>	▪ ELBOW	1				
	<b>1420010140</b>	▪ ▪ O-RING	1				
10	<b>1100041025</b>	▪ BOLT	2				
11	<b>1140020010</b>	▪ WASHER, spring	2				
12	<b>1141110010</b>	▪ WASHER	2				
	<b>G5d060</b>						

TB138FR Book No. BG5Z002 S/N 13810003-  
**BOOM EMERGENCY SHUT-OFF VALVE**



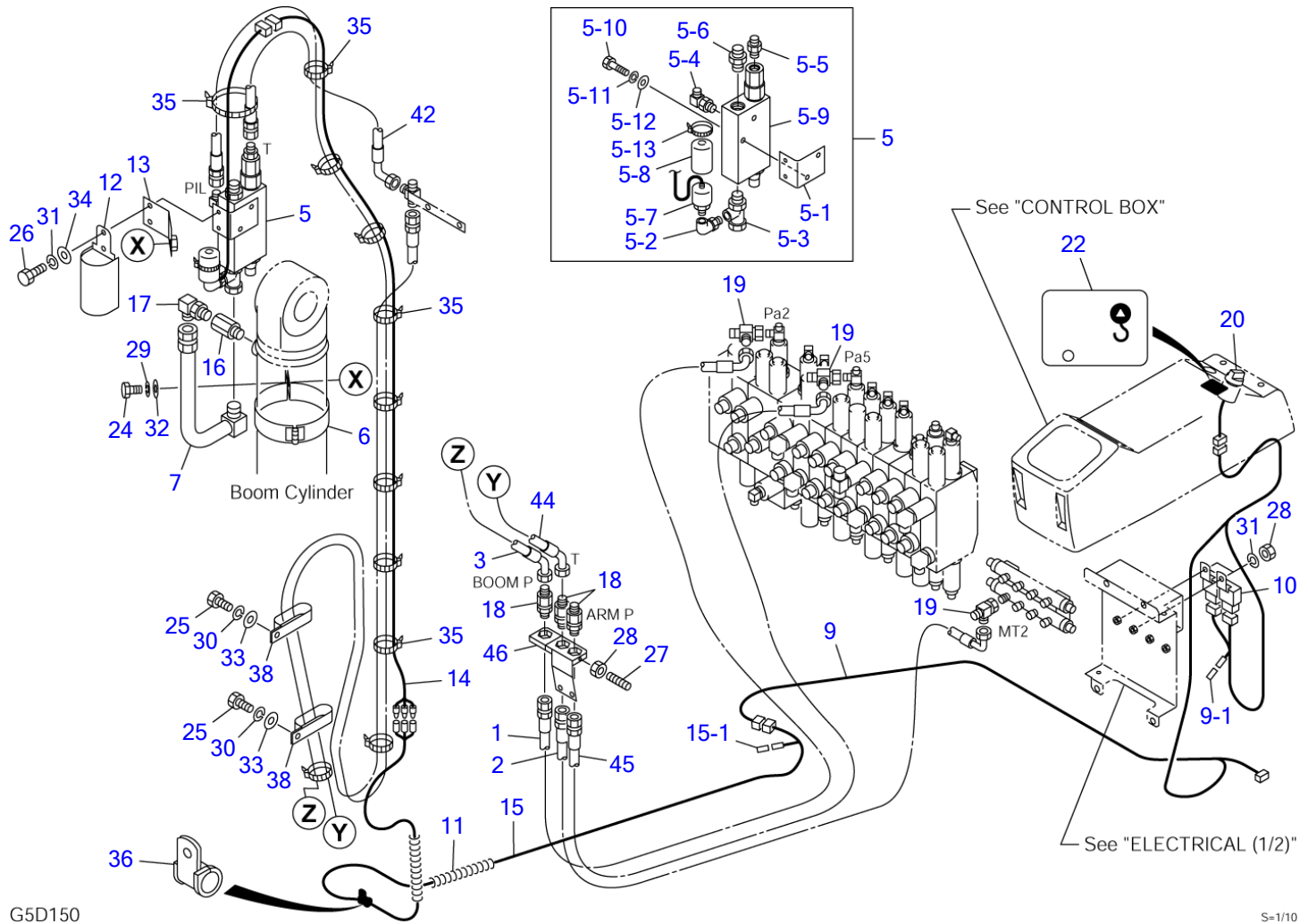
G5D071

S-1/10

**BOOM EMERGENCY SHUT-OFF VALVE**

Item	Part number	Description	Q'ty	Chan.	Serial No.	Serv.	Remarks
0	0375019600	VALVE ASSY, emergency shut-off	1				X03750-19600-3
1	0375019610	• HOSE ASSY	1				18019-01200
2	0375019620	• HOSE ASSY	1				18019-01150
3	0375019630	• HOSE ASSY	1				18010-79295
4	0375019640	• HOSE ASSY	1				18010-79290
5	0375019650	• VALVE ASSY, emergency shut-off	1				
5-1	0395009600	• • BRACKET	1				
5-2	1513300022	• • ELBOW	1				
	1420010110	• • • O-RING	1				
5-3	1513390039	• • ADAPTOR	1				
	1420010180	• • • O-RING	1				
5-4	1515012040	• • ELBOW	1				
	1420010110	• • • O-RING	1				
5-5	1515600200	• • ADAPTOR	1				
	1420010110	• • • O-RING	1				
5-6	1515600577	• • ADAPTOR	1				
	1420010180	• • • O-RING	1				
5-7	1700100082	• • SWITCH, pressure	1				
5-8	1700100061	• • COVER	1				
5-9	1901745200	• • VALVE, emergency shut-off	1				
5-10	1100040645	• • BOLT	2				
5-11	1140020006	• • WASHER, spring	2				
5-12	1141110006	• • WASHER	2				
5-13	1652231250	• • BAND	1				
6	0375019660	• CLAMP	1				
7	0395012710	• PIPE	1				
8	0375019680	• CLAMP	1				
9	0375019690	• HARNESS ASSY, wiring	1				
9-1	1730500008	• DIODE (3A yellow)	1				
10	1711900042	• RELAY	2				
11	0354221650	• SPRING	1				
12	0395009620	• COVER	1				
13	0375019730	• PLATE	1				
14	0395024030	• HARNESS ASSY, wiring	1				
15	0565048060	• HARNESS ASSY, wiring	1				
15-1	1730500008	• DIODE (3A yellow)	1				
16	0007213023	• ADAPTOR	1				
	1420010140	• • O-RING	1				
17	1515010131	• ELBOW	1				
	1420010140	• • O-RING	1				
18	1514011102	• ADAPTOR	2				
19	1513390015	• TEE	2				
20	1700000019	• SWITCH, rotary	1				
22	0565017400	• DECAL	1				
23	0007300019	• CLAMP	2				
24	1100041030	• BOLT	1				
25	1100040820	• BOLT	2				
26	1100040620	• BOLT	2				
27	1121040614	• SET-SCREW	2				
28	1130040006	• NUT	4				
29	1140020010	• WASHER, spring	1				
30	1140020008	• WASHER, spring	2				
31	1140020006	• WASHER, spring	4				
32	1141110010	• WASHER	1				
33	1141110008	• WASHER	2				
34	1141110006	• WASHER	2				
35	1652201005	• BAND	14				
36	1711900076	• CLAMP	1				
	G5d071						

TB138FR Book No. BG5Z002 S/N 13810003-  
**BOOM & ARM EMERGENCY SHUT-OFF VALVE (1/2)**



G5D150

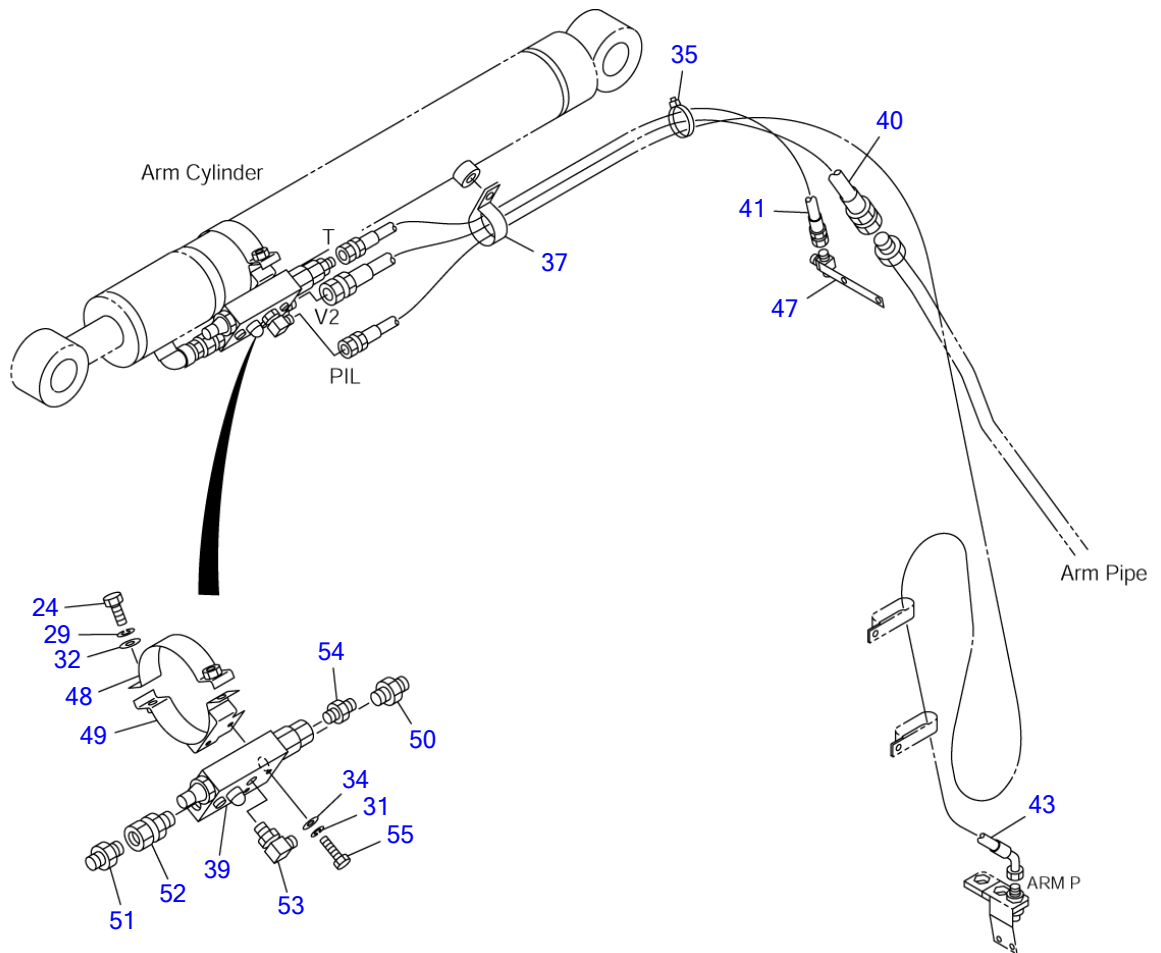
S-1/10

**BOOM & ARM EMERGENCY SHUT-OFF VALVE (1/2)**

Item	Part number	Description	Q'ty	Chan.	Serial No.	Serv.	Remarks
0	0375019700	VALVE ASSY, emergency shut-off	1				X03750-19700-3
1	0375019610	• HOSE ASSY	1				18019-01200
2	0375019620	• HOSE ASSY	1				18019-01150
3	0375019630	• HOSE ASSY	1				18010-79295
5	0375019650	• VALVE ASSY, emergency shut-off	1				
5-1	0395009600	• • BRACKET	1				
5-2	1513300022	• • ELBOW	1				
	1420010110	• • • O-RING	1				
5-3	1513390039	• • ADAPTOR	1				
	1420010180	• • • O-RING	1				
5-4	1515012040	• • ELBOW	1				
	1420010110	• • • O-RING	1				
5-5	1515600200	• • ADAPTOR	1				
	1420010110	• • • O-RING	1				
5-6	1515600577	• • ADAPTOR	1				
	1420010180	• • • O-RING	1				
5-7	1700100082	• • SWITCH, pressure	1				
5-8	1700100061	• • COVER	1				
5-9	1901745200	• • VALVE, emergency shut-off	1				
5-10	1100040645	• • BOLT	2				
5-11	1140020006	• • WASHER, spring	2				
5-12	1141110006	• • WASHER	2				
5-13	1652231250	• • BAND	1				
6	0375019660	• CLAMP	1				
7	0395012710	• PIPE	1				
9	0375019690	• HARNESS ASSY, wiring	1				
9-1	1730500008	• DIODE (3A yellow)	1				
10	1711900042	• RELAY	2				
11	0354221650	• SPRING	1				
12	0395009620	• COVER	1				
13	0375019730	• PLATE	1				
14	0395024030	• HARNESS ASSY, wiring	1				
15	0565048060	• HARNESS ASSY, wiring	1				
15-1	1730500008	• DIODE (3A yellow)	1				
16	0007213023	• ADAPTOR	1				
	1420010140	• • O-RING	1				
17	1515010131	• ELBOW	1				
	1420010140	• • O-RING	1				
18	1514011102	• ADAPTOR	3				
19	1513390015	• TEE	3				
20	1700000019	• SWITCH, rotary	1				
22	0565017400	• DECAL	1				
24	1100041030	• BOLT	1				
25	1100040820	• BOLT	2				
26	1100040620	• BOLT	2				
27	1121040614	• SET-SCREW	3				
28	1130040006	• NUT	5				
29	1140020010	• WASHER, spring	1				
30	1140020008	• WASHER, spring	2				
31	1140020006	• WASHER, spring	4				
32	1141110010	• WASHER	1				
33	1141110008	• WASHER	2				
34	1141110006	• WASHER	2				
35	1652201005	• BAND	14				
36	1711900076	• CLAMP	1				
38	0007300018	• CLAMP	2				
42	0375019750	• HOSE ASSY	1				18010-52060
44	0375019770	• HOSE ASSY	1				18010-79240
45	0375019780	• HOSE ASSY	1				18019-01180
46	0375019710	• CLAMP	1				

G5d150

TB138FR Book No. BG5Z002 S/N 13810003-  
BOOM & ARM EMERGENCY SHUT-OFF VALVE (2/2)



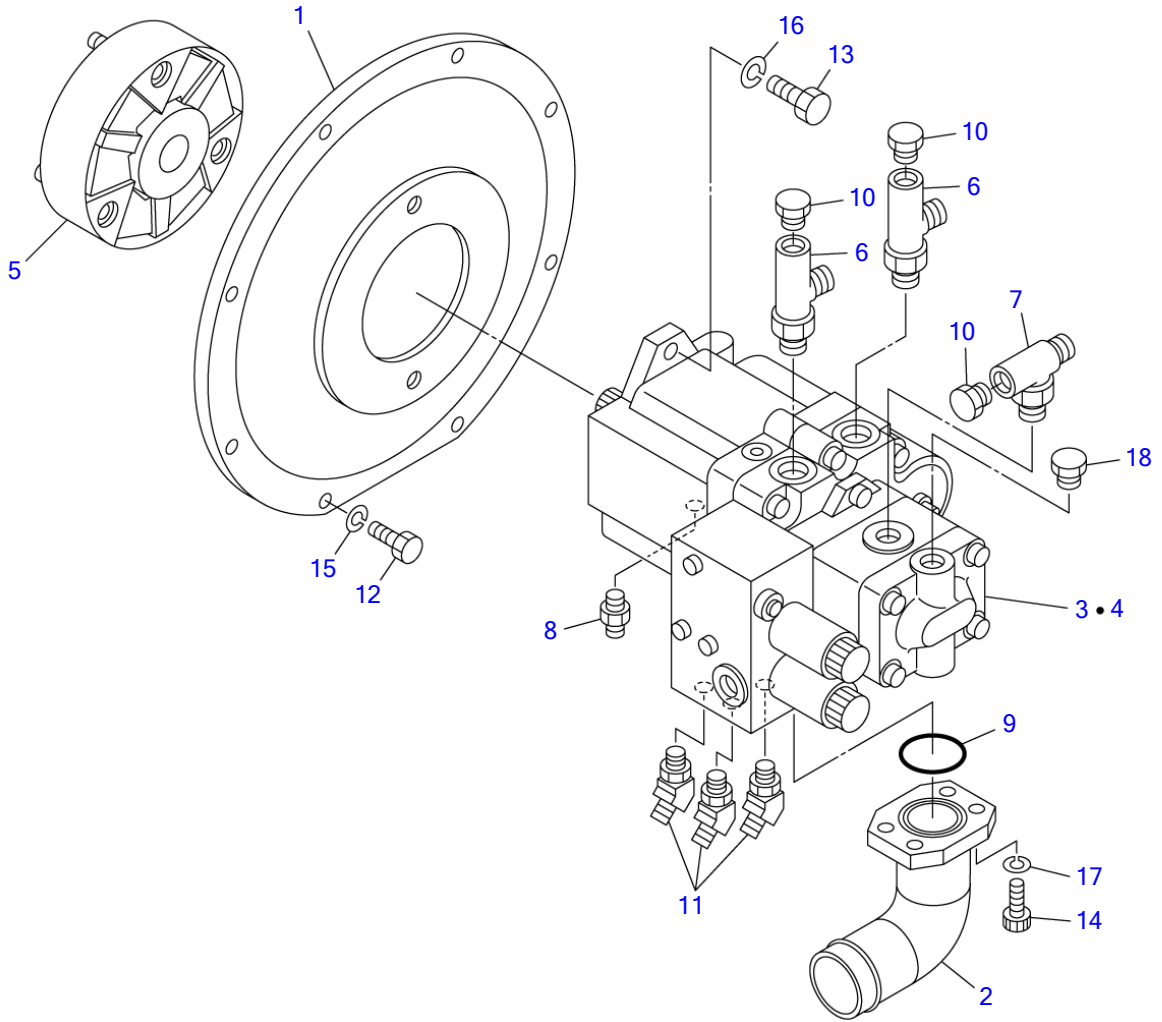
G5D160

S=1/10

**BOOM & ARM EMERGENCY SHUT-OFF VALVE (2/2)**

Item	Part number	Description	Q'ty	Chan.	Serial No.	Serv.	Remarks
0	<b>0375019700</b>	VALVE ASSY, emergency shut-off	1				X03750-19700-3
24	<b>1100041030</b>	• BOLT	2				
29	<b>1140020010</b>	• WASHER, spring	2				
31	<b>1140020006</b>	• WASHER, spring	2				
32	<b>1141110010</b>	• WASHER	2				
34	<b>1141110006</b>	• WASHER	2				
35	<b>1652201005</b>	• BAND	2				
37	<b>0007300030</b>	• CLAMP	1				
39	<b>1901745200</b>	• VALVE, emergency shut-off	1				
40	<b>1801720113</b>	• HOSE ASSY	1				
41	<b>0375019740</b>	• HOSE ASSY	1				18010-22112
43	<b>0375019760</b>	• HOSE ASSY	1				18010-79375
47	<b>0375019310</b>	• TEE	1				
48	<b>0375019330</b>	• BAND	1				
49	<b>0375019340</b>	• BAND	1				
50	<b>1515600572</b>	• ADAPTOR	1				
	<b>1420010140</b>	• • O-RING	1				
51	<b>1515600577</b>	• ADAPTOR	1				
	<b>1420010180</b>	• • O-RING	1				
52	<b>0007236041</b>	• ADAPTOR	1				
	<b>1420010180</b>	• • O-RING	1				
53	<b>1515012040</b>	• ELBOW	1				
	<b>1420010110</b>	• • O-RING	1				
54	<b>1515600200</b>	• ELBOW	1				
	<b>1420010110</b>	• • O-RING	1				
55	<b>1100040645</b>	• BOLT	1				
	<b>G5d160</b>						

TB138FR Book No. BG5Z002 S/N 13810003-  
PUMP DRIVE



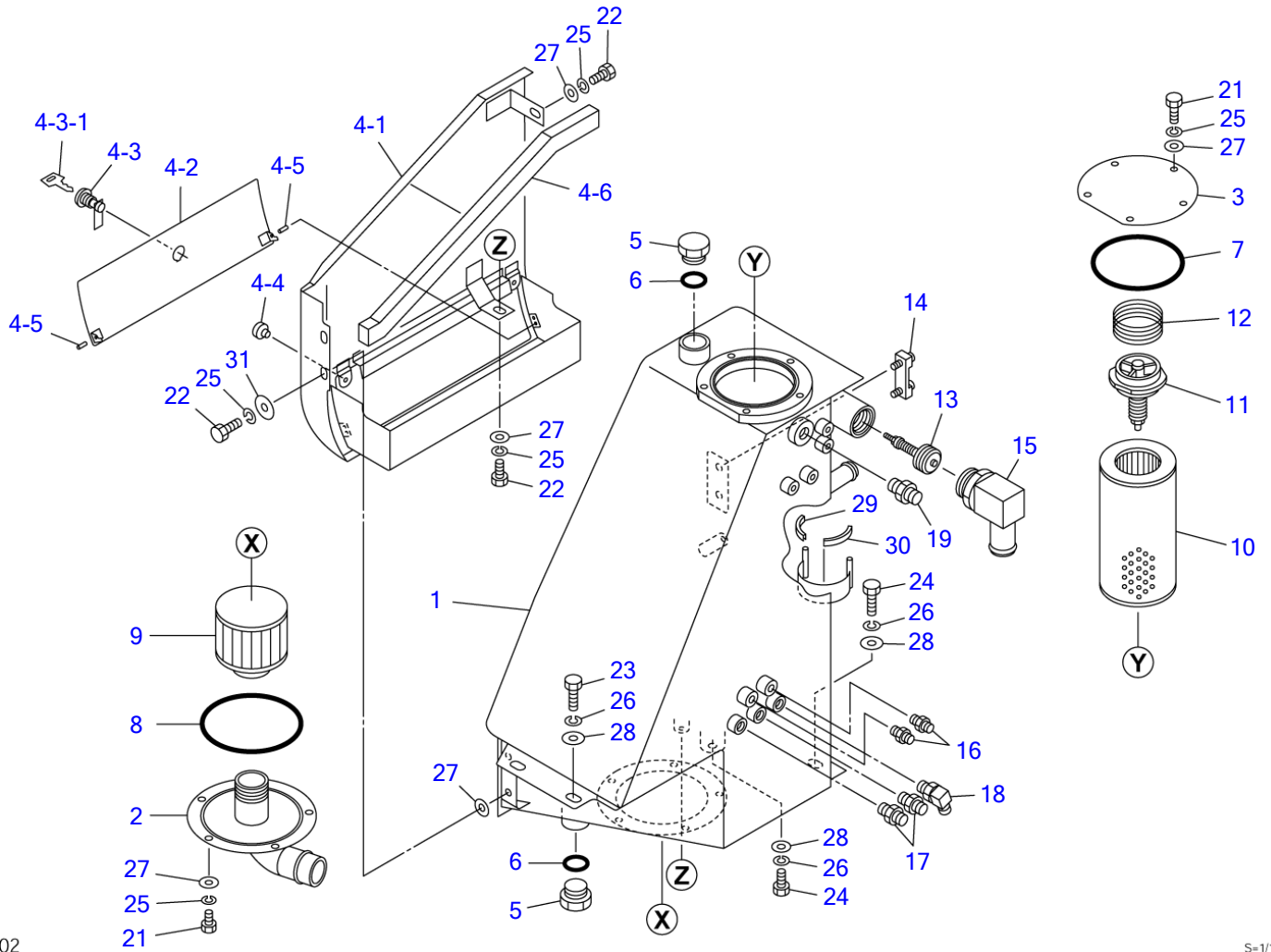
G5D090

S=1/5



PUMP DRIVE						
Item	Part number	Description	Q'ty	Chan.	Serial No.	Serv. Remarks
		PUMP ASSY, drive (with air conditioner)				X03752-05700-1
		PUMP ASSY, drive				X03752-05800-1
1	0375202100	HOUSING	1			
2	0375205820	FLANGE	1			
3	1902022300	PUMP, hydraulic	1			
4	1902022400	PUMP, hydraulic	1			
5	1603101600	COUPLING	1			
6	1512340004	ELBOW	2			
	1420010180	• O-RING	1			
7	1513390045	TEE	1			
	1420010140	• O-RING	1			
8	1515600200	ADAPTOR	1			
	1420010110	• O-RING	1			
9	1420100400	O-RING	1			
10	1501750002	PLUG	3			
	1420010110	• O-RING	1			
11	1515100110	ELBOW	3			
	1420010110	• O-RING	1			
12	1100041025	BOLT	8			
13	1101041230	BOLT	2			
14	1110041025	SCREW, cap	4			
15	1140020010	WASHER, spring	8			
16	1140020012	WASHER, spring	2			
17	1140420010	WASHER, spring	4			
18	1501750003	PLUG	1			
	1420010140	• O-RING	1			
	G5d090					

TB138FR Book No. BG5Z002 S/N 13810003-  
HYDRAULIC TANK



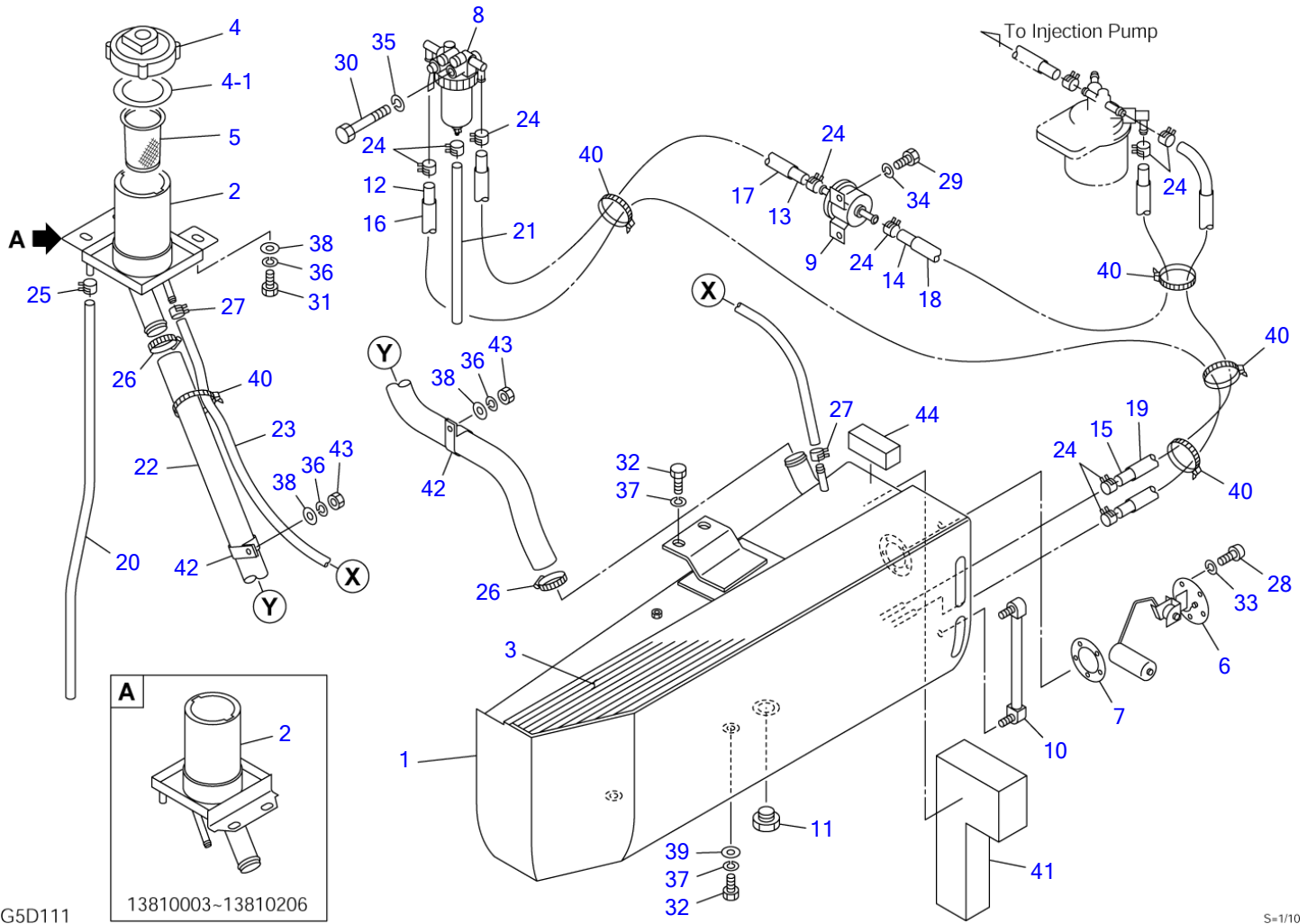
G5D102

S=1/10

**HYDRAULIC TANK**

Item	Part number	Description	Q'ty	Chan.	Serial No.	Serv.	Remarks
		TANK ASSY, hydraulic					X03780-08500-4
1	0378008400	TANK, hydraulic	1				
2	0378008270	PIPE	1				
3	0568035102	COVER	1				
4	0378008240	COVER ASSY	1				
4-1	0378008290	• COVER	1				
4-2	0378008280	• COVER	1				
4-3	1653601395	• LOCK	1				
4-3-1	1700100019	• KEY	1				
4-4	1652515000	• RUBBER, cushion	2				
4-5	1213000420	• PIN, spring	4				
4-6	0378008246	• SPONGE	1				
5	1501750010	PLUG	2				
	1420010290	• O-RING	1				
6	1420010290	O-RING	2				
7	1420101250	O-RING	1				
8	1420101450	O-RING	1				
9	1550014150	STRAINER	1				
10	1551103300	ELEMENT	1				
11	1551100300	VALVE ASSY	1				
12	0007000031	SPRING	1				
13	1540141025	VALVE, check	1				
14	1553020655	GAUGE	1				
15	1513350021	ELBOW	1				
	1420010380	• O-RING	1				
16	1515600200	ADAPTOR	2				
	1420010110	• O-RING	1				
17	1515600201	ADAPTOR	2				
	1420010140	• O-RING	1				
18	1515010041	ELBOW	1				
	1420010140	• O-RING	1				
19	1515600202	ADAPTOR	1				
	1420010180	• O-RING	1				
21	1100041016	BOLT	10				
22	1100041020	BOLT	4				
23	1101041220	BOLT	2				
24	1101041230	BOLT	2				
25	1140020010	WASHER, spring	14				
26	1140020012	WASHER, spring	4				
27	1141110010	WASHER	AR				
28	0003600026	WASHER	4				
29	1654601003	TRIM	1				sold by the meter
30	1654601007	TRIM	1				sold by the meter
31	0003600020	WASHER	2				M
	G5d102						

TB138FR Book No. BG5Z002 S/N 13810003-  
**FUEL TANK & FUEL PIPING**



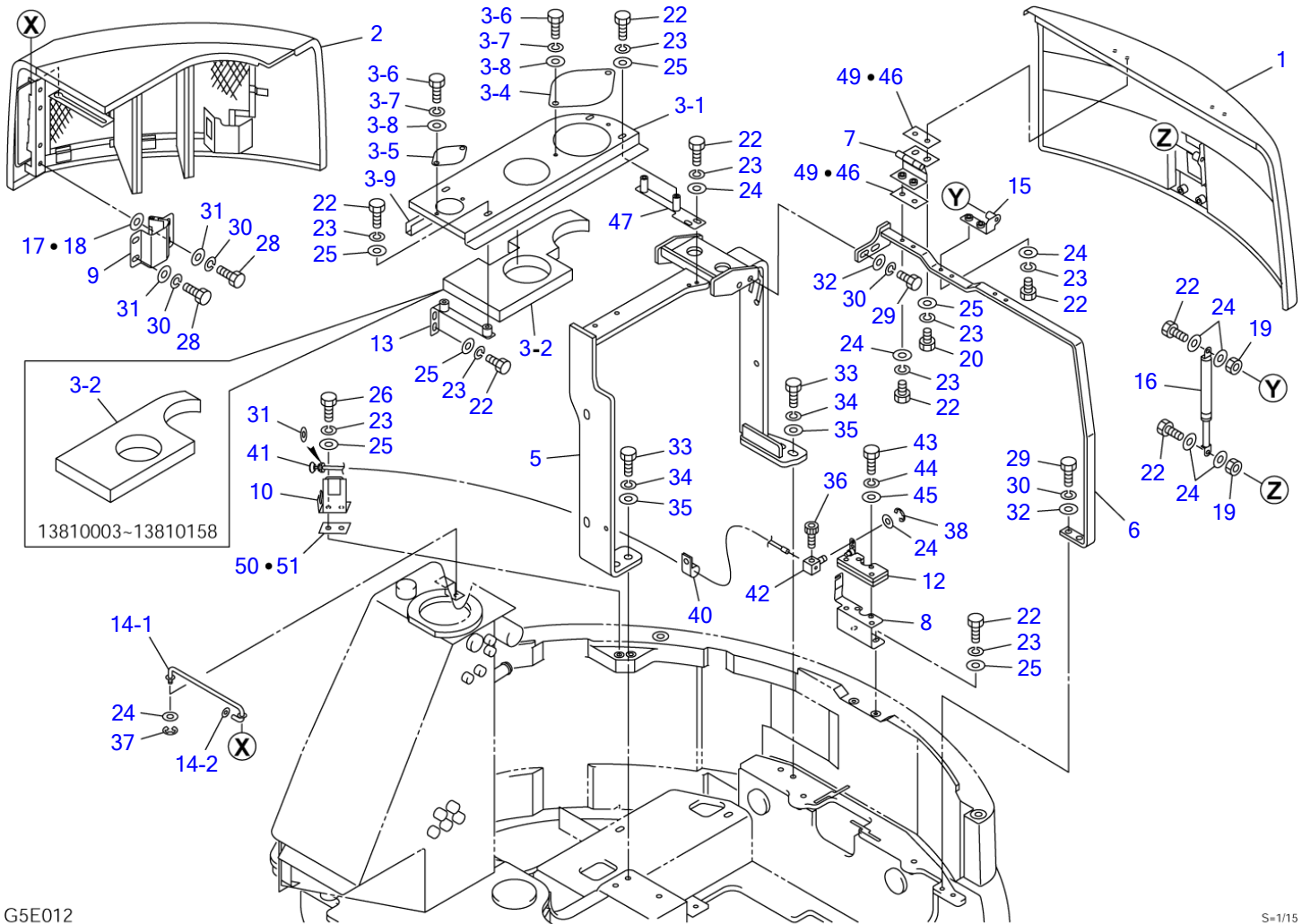
G5D111

13810003~13810206

S-1/10

**FUEL TANK & FUEL PIPING**

Item	Part number	Description	Q'ty	Chan.	Serial No.	Serv.	Remarks
		TANK ASSY, fuel					X03781-07300-5
1	0378107400	TANK	1				
2	0378107350	PORT, supply	1		13810003~13810206		
	0378107450	PORT, supply	1		13810207~		
3	0378107303	SHEET	1				
4	1552100500	CAP	1				
4-1	1552100507	• PACKING	1				
5	1552100320	STRAINER	1				
6	1553201800	UNIT, gauge	1				
7	1553200800	PACKING	1				
8	1910186033	SEPARATOR, water	1				Y129906-55700
9	1910199034	PUMP, feed	1				Y129612-52100
10	1553001200	GAUGE, level	1				
11	1501750006	PLUG	1				
	1420010240	• O-RING	1				
12	1531207200	HOSE	1				sold by the meter
13	1531207086	HOSE	1				sold by the meter
14	1531207070	HOSE	1				sold by the meter
15	1531207124	HOSE	1				sold by the meter
16	1531115190	PROTECTOR	1				sold by the meter
17	1531115076	PROTECTOR	1				sold by the meter
18	1531115060	PROTECTOR	1				sold by the meter
19	1531115114	PROTECTOR	1				sold by the meter
20	1531110090	HOSE	1				sold by the meter
21	1531007024	HOSE	1				sold by the meter
22	1530531106	HOSE	1				sold by the meter
23	1530512124	HOSE	1				sold by the meter
24	1533120511	BAND	9				
25	1533700016	BAND	1				
26	1533700048	BAND	2				
27	1533700025	BAND	2				
28	1120530510	SCREW	5				
29	1100040616	BOLT	2				
30	1100040870	BOLT	1				
31	1100041020	BOLT	3				
32	1101041225	BOLT	4				
33	1140020005	WASHER, spring	5				
34	1140020006	WASHER, spring	2				
35	1140020008	WASHER, spring	1				
36	1140020010	WASHER, spring	5				
37	1140020012	WASHER, spring	4				
38	1141110010	WASHER	5				
39	0003600023	WASHER	2				
40	1652201005	BAND	5				
41	0378107341	SPONGE	1				
42	0007300030	CLAMP	2				
43	1130040010	NUT	2				
44	1654341008	SPONGE	1				sold by the meter
	G5d111						



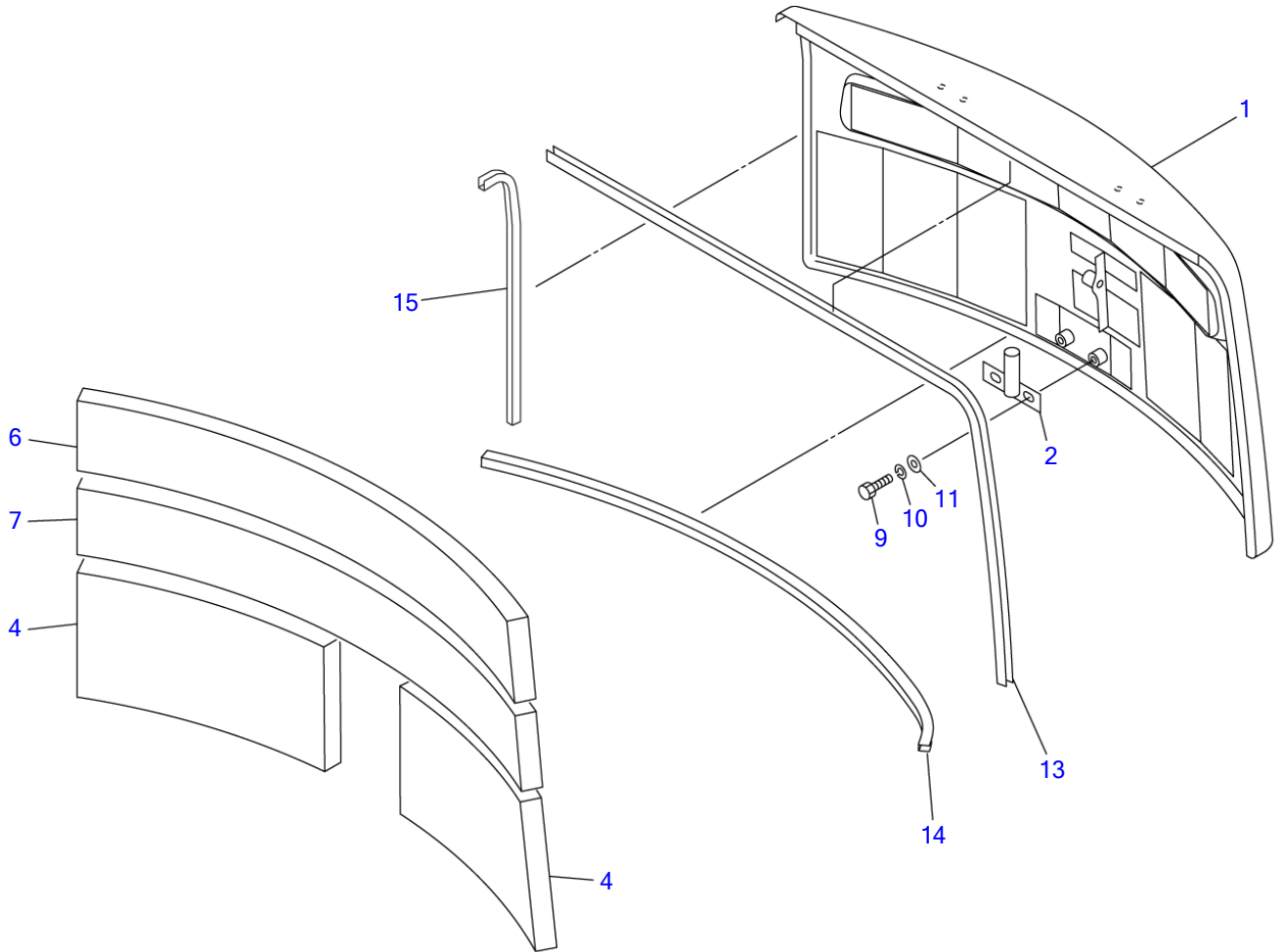
G5E012

S-1/15

Item	Part number	Description	COVER (1/3)		Serial No.	Serv.	Remarks
			Q'ty	Chan.			
		COVER ASSY					X03982-18000-6
1	0378218500	HOOD ASSY, engine	1				see page (2/3)
2	0378218200	COVER, side	1				see page (3/3)
3	0378217500	COVER ASSY, center	1		13810003~13810158		
	0378218900	COVER ASSY, center	1		13810159~		
3-1	0378217510	• COVER	1		13810003~13810158		
	0378218910	• COVER	1		13810159~		
3-2	0378217501	• SPONGE	1		13810003~13810158		
	0378218901	• SPONGE	1		13810159~		
3-4	0378217520	• COVER	1				
3-5	0378217530	• COVER	1				
3-6	1100040816	• BOLT	4				
3-7	1140020008	• WASHER, spring	4				
3-8	1141110008	• WASHER	4				
3-9	1654605019	• RUBBER	1				sold by the meter
5	0378218410	BRACKET (R.H.)	1				
6	0378218600	BRACKET	1				
7	0378218610	HINGE	2				
8	0378218050	BRACKET	1				
9	0378217010	HINGE	2				
10	0378218040	BRACKET	1				
12	1654011300	LOCK	1				
13	0378217020	BRACKET	1				
14	0398218010	ROD ASSY	1				
14-1	0398218011	• ROD	1				
14-2	0348204682	• WASHER	1				
15	0378218620	BRACKET	1				
16	1653900057	DAMPER	1				
17	0003900051	SHIM	AR				
18	0003900052	SHIM	AR				
19	1130040008	NUT	2				
20	1100040816	BOLT	4				
22	1100040825	BOLT	18				
23	1140020008	WASHER, spring	22				
24	1141110008	WASHER	10				
25	0003608252	WASHER	18				
26	1100040830	BOLT	2				
28	1100041025	BOLT	8				
29	1100041030	BOLT	4				
30	1140020010	WASHER, spring	12				
31	1141110010	WASHER	13				
32	0003600003	WASHER	4				
33	1101041230	BOLT	4				
34	1140020012	WASHER, spring	4				
35	0003600006	WASHER	4				
36	1110040510	SCREW, cap	1				
37	1224010008	E-RING	1				
38	1224010006	E-RING	1				
40	1711900076	CLAMP	1		13810003~13810098		
41	0378218060	ROPE, wire	1				
42	0007900023	PIN	1				
43	1100040630	BOLT	4				
44	1140020006	WASHER, spring	4				
45	1141110006	WASHER	4				
46	0003900057	SHIM	AR				
47	0378218440	BRACKET	1				
49	0003900058	SHIM	AR				
50	0003900070	SHIM	AR			M	t=4.5mm
51	0003900071	SHIM	AR			M	t=1.6mm

G5e012

TB138FR Book No. BG5Z002 S/N 13810003-  
COVER (2/3) (engine hood)



G5E020

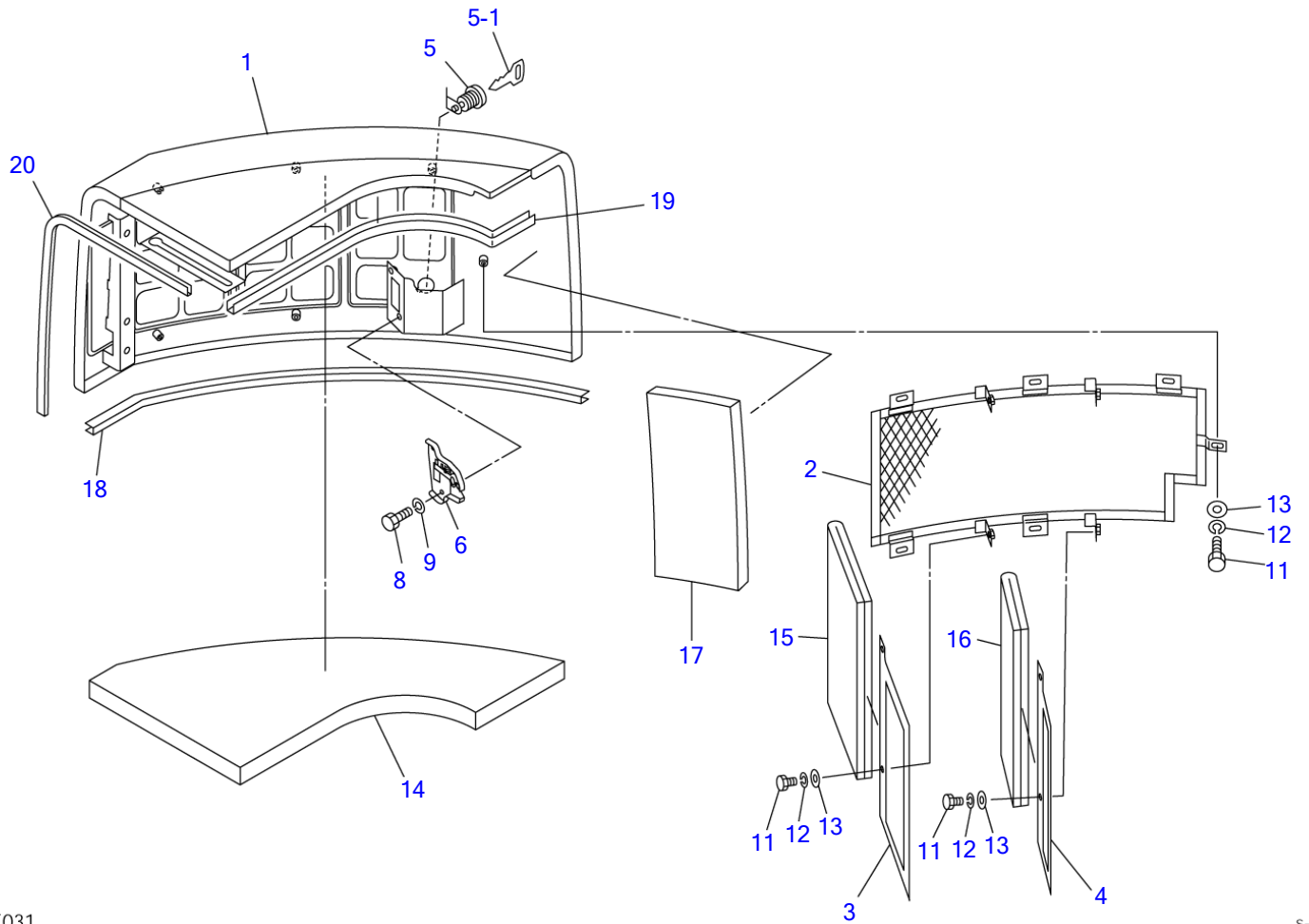
S-1/9



## COVER (2/3) (engine hood)

Item	Part number	Description	Q'ty	Chan.	Serial No.	Serv.	Remarks
0-1	<b>0378218500</b>	HOOD ASSY, engine	1				X03782-18500-0
1	<b>0378218510</b>	▪ HOOD, engine	1				
2	<b>0378218160</b>	▪ PLATE	1				
4	<b>0378218570</b>	▪ ABSORBENT, noise	2				
6	<b>0378218571</b>	▪ ABSORBENT, noise	1				
7	<b>0378218572</b>	▪ ABSORBENT, noise	1				
9	<b>1100040816</b>	▪ BOLT	2				
10	<b>1140020008</b>	▪ WASHER, spring	2				
11	<b>1141110008</b>	▪ WASHER	2				
13	<b>1654605113</b>	▪ RUBBER	1				sold by the meter
14	<b>1654605086</b>	▪ RUBBER	1				sold by the meter
15	<b>1654605040</b>	▪ RUBBER	1				sold by the meter
	<b>G5e020</b>						

TB138FR Book No. BG5Z002 S/N 13810003-  
COVER (3/3) (side cover)



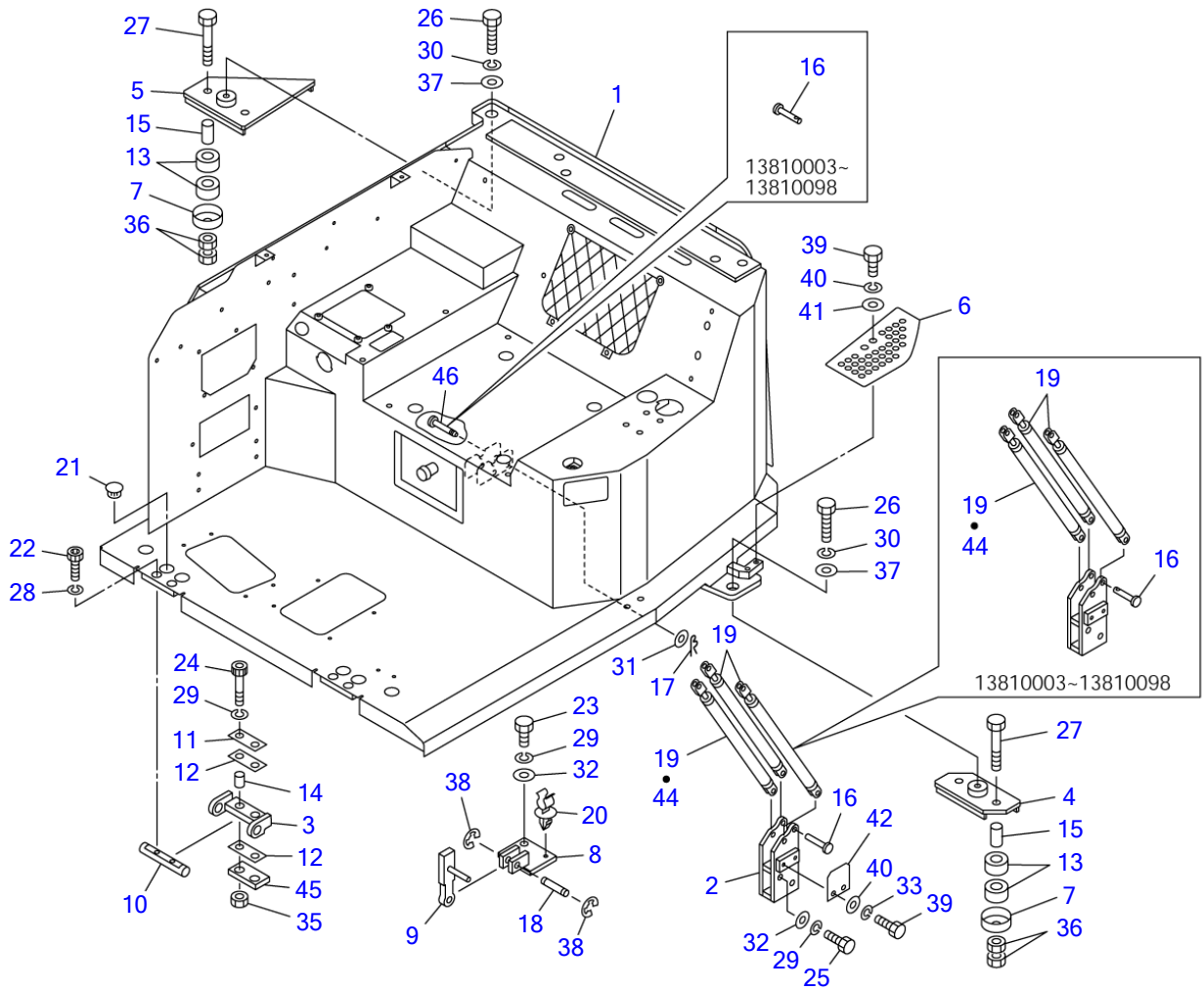
G5E031

S=1/10

**COVER (3/3) (side cover)**

Item	Part number	Description	Q'ty	Chan.	Serial No.	Serv.	Remarks
0-2	<b>0378218200</b>	COVER, side	1				X03782-18200-3
1	<b>0378218210</b>	• COVER	1				
2	<b>0378218250</b>	• NET	1				
3	<b>0378217260</b>	• PLATE	1				
4	<b>0378217270</b>	• PLATE	1				
5	<b>1653601395</b>	• LOCK	1				
5-1	<b>1700100019</b>	• KEY	1				
6	<b>1653900024</b>	• CATCH	1				
8	<b>1100040612</b>	• BOLT	2				
9	<b>1140020006</b>	• WASHER, spring	2				
11	<b>1100040816</b>	• BOLT	10				
12	<b>1140020008</b>	• WASHER, spring	10				
13	<b>1141110008</b>	• WASHER	10				
14	<b>0378218201</b>	• ABSORBENT, noise	1				
15	<b>0378217202</b>	• ABSORBENT, noise	1				
16	<b>0378217203</b>	• ABSORBENT, noise	1				
17	<b>0378218204</b>	• ABSORBENT, noise	1				
18	<b>1653916073</b>	• TRIM	1				sold by the meter
19	<b>1654605052</b>	• RUBBER	1				sold by the meter
20	<b>1654605061</b>	• RUBBER	1				sold by the meter
	<b>G5e031</b>						

TB138FR Book No. BG5Z002 S/N 13810003-  
FLOOR FRAME (1/3)



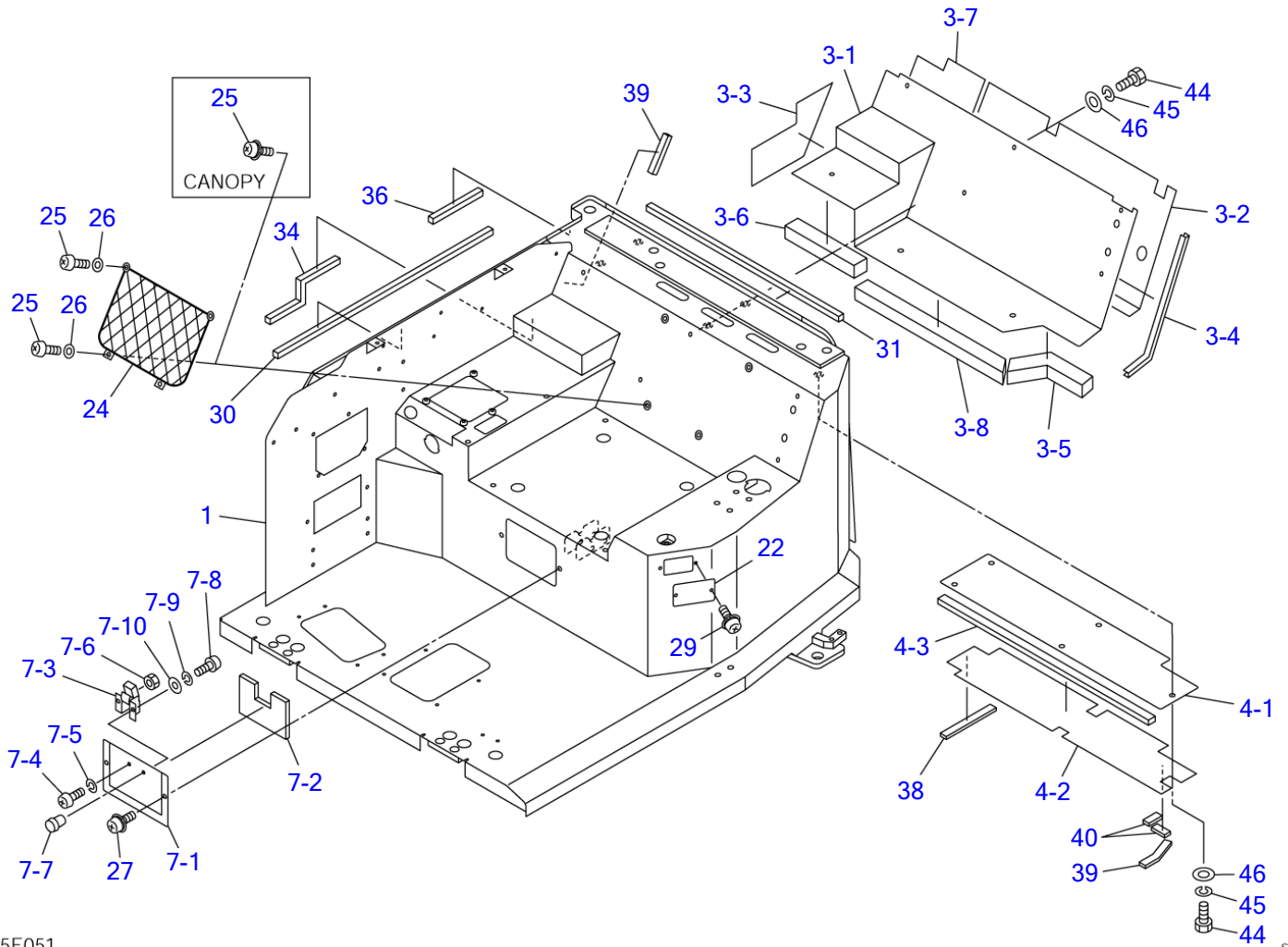
G5E041

S=1/15

FLOOR FRAME (1/3)

Item	Part number	Description	Q'ty	Chan.	Serial No.	Serv.	Remarks
		FRAME ASSY, floor (canopy)					X03735-13700-2
		FRAME ASSY, floor (cab)					X03735-13000-2
1	X *****	FRAME ASSY	1				see page (2/3, 3/3)
2	0373513500	BRACKET	1				
3	0563531310	BRACKET	2				
4	0373513010	MOUNT, floor	1				
5	0393523710	MOUNT, floor	1				
6	0373513006	COVER	1				
7	0433503200	COVER	4				
8	0563511500	BRACKET	1				
9	0563511510	LEVER	1				
10	0343507070	SHAFT	2				
11	0343508102	PLATE	2				
12	0373502995	CUSHION	4				
13	0433503100	RUBBER	8				
14	0343515086	SPACER	4				
15	0393517250	PIPE	4				
16	0004010038	PIN	4		13810003~13810098		
	0373513020	PIN	2		13810099~		
17	1214000008	PIN, snap	2				
18	0004212040	SHAFT	1				
19	1653900043	SPRING, gas	2				cab
	1653900043	SPRING, gas	3				canopy
20	1652702023	HOLDER	1				
21	1652533008	CAP	4				
22	1110041035	SCREW, cap	4				
23	1101041225	BOLT	2				
24	1111041260	SCREW, cap	4				
25	1101041275	BOLT	2				
26	1101041440	BOLT	2				
27	1101041480	BOLT	4				
28	1140020010	WASHER, spring	4				
29	1140020012	WASHER, spring	8				
30	1140020014	WASHER, spring	2				
31	1141110010	WASHER	2				
32	1141110012	WASHER	4				
33	1141110008	WASHER	2				
35	1130540012	NUT	4				
36	1130540014	NUT	8				
37	0003600013	WASHER	2				
38	1224000010	RING, retaining	2				
39	1100040820	BOLT	4				
40	1140020008	WASHER, spring	4				
41	0003608252	WASHER	2				
42	0373513510	PLATE	1				
44	1653900047	SPRING, gas	1				cab
45	0003900046	SHIM	AR				
46	0373513030	PIN	2		13810099~		
	G5e041						

TB138FR Book No. BG5Z002 S/N 13810003-  
FLOOR FRAME (2/3)



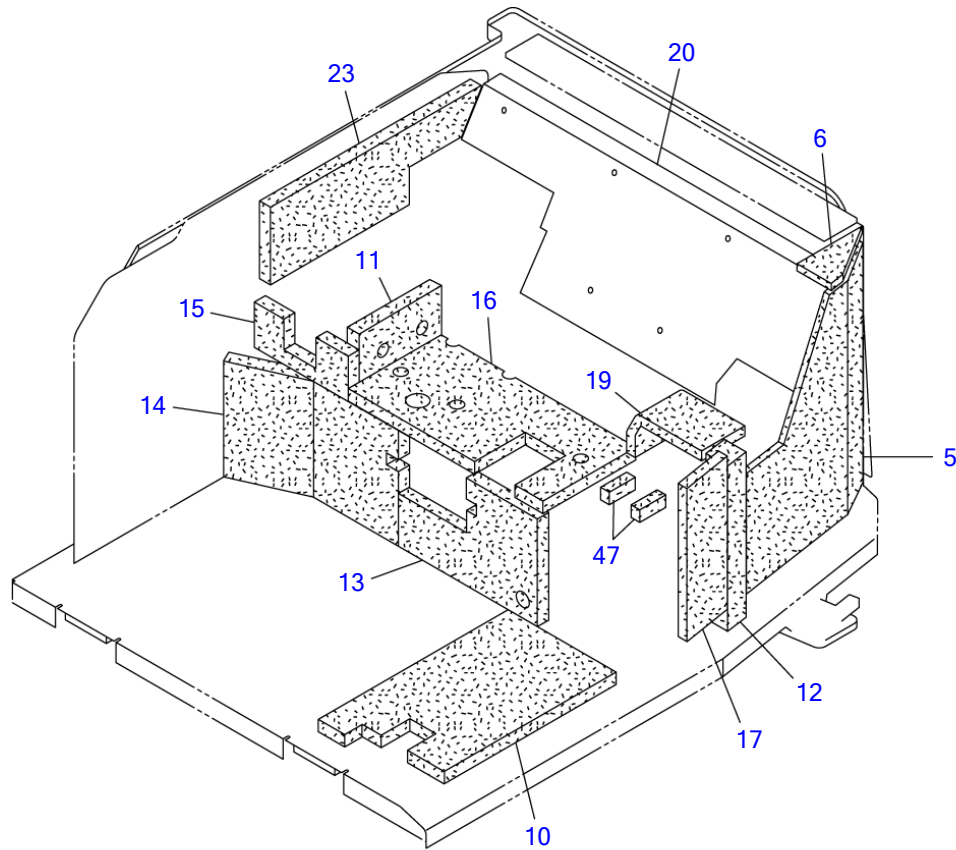
G5E051

S=1/15

FLOOR FRAME (2/3)

Item	Part number	Description	Q'ty	Chan.	Serial No.	Serv.	Remarks
0	0373513800	FRAME ASSY (canopy)	1				X03735-13800-1
	0373513200	FRAME ASSY (cab)	1				X03735-13200-1
1	0373513100	· FRAME	1				
3	0373513210	· PLATE ASSY	1				
3-1	0373513240	· · PLATE	1				
3-2	0373513212	· · INSULATOR	1				
3-3	0373513213	· · INSULATOR	1				
3-4	1654606034	· · SEAL	1				sold by the meter
3-5	0373513214	· · ABSORBENT, noise	1				
3-6	0373513215	· · ABSORBENT, noise	1				
3-7	0373513216	· · INSULATOR	1				
3-8	0373513217	· · ABSORBENT, noise	1				
4	0373513220	· PLATE ASSY	1				
4-1	0373513221	· · PLATE	1				
4-2	0373513222	· · INSULATOR	1				
4-3	1654606067	· · SEAL	1				sold by the meter
7	0373513250	· PLATE ASSY	1				
7-1	0373513260	· · PLATE	1				
7-2	0373513261	· · ABSORBENT, noise	1				
7-3	1653900015	· · LATCH	1				
7-4	1120530510	· · SCREW	1				
7-5	1140020005	· · WASHER, spring	1				
7-6	1130030005	· · NUT	1				
7-7	1652760001	· · KNOB	1				
7-8	1120530410	· · SCREW	1				
7-9	1140020004	· · WASHER, spring	1				
7-10	1141110004	· · WASHER	1				
22	0338230850	· COVER	1				
24	1654010600	· POCKET	1				cab
25	1120530420	· SCREW	4				cab
	1150410410	· SCREW	4				canopy
26	1141190004	· WASHER	4				cab
27	1150420816	· BOLT, sems	2				
29	1150420616	· BOLT, sems	2				
30	1654352067	· SPONGE	1				sold by the meter
31	1654356060	· SPONGE	1				sold by the meter
34	1654356032	· SPONGE	1				sold by the meter
36	1654352023	· SPONGE	1				sold by the meter
38	1654356017	· SPONGE	1				sold by the meter
39	1654356012	· SPONGE	2				sold by the meter
40	1654356004	· SPONGE	2				sold by the meter
44	1100040816	· BOLT	13				
45	1140020008	· WASHER, spring	13				
46	0003608252	· WASHER	13				

G5e051



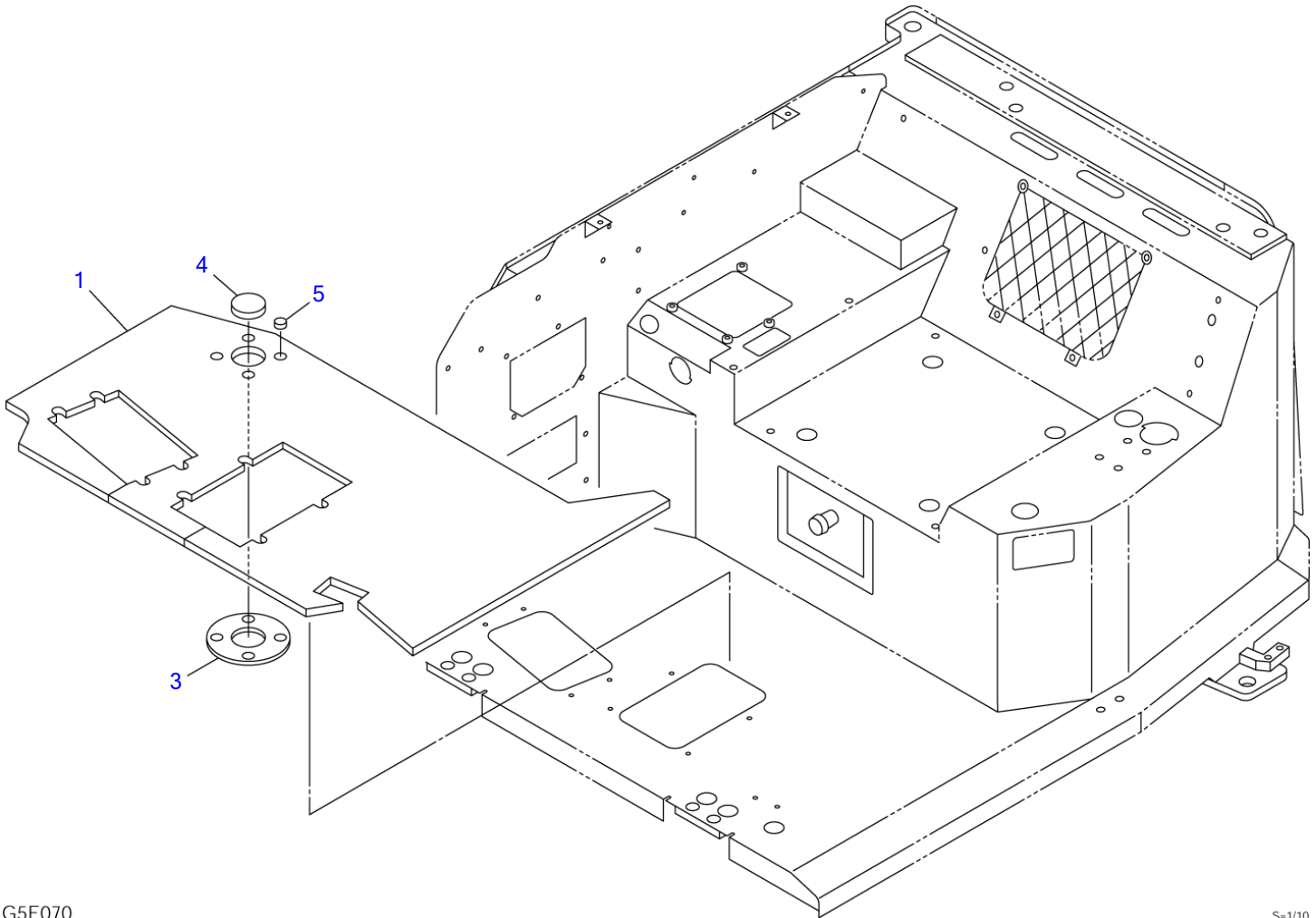
G5E061

S-1/12



**FLOOR FRAME (3/3)**

Item	Part number	Description	Q'ty	Chan.	Serial No.	Serv.	Remarks
0	<b>0373513800</b>	FRAME ASSY (canopy)	1				X03735-13800-1
	<b>0373513200</b>	FRAME ASSY (cab)	1				X03735-13200-1
5	<b>0373513235</b>	▪ INSULATOR	1				
6	<b>0373513236</b>	▪ INSULATOR	1				
10	<b>0563532310</b>	▪ ABSORBENT, noise	1				
11	<b>0373513231</b>	▪ ABSORBENT, noise	1				
12	<b>0373513232</b>	▪ ABSORBENT, noise	1				
13	<b>0373513271</b>	▪ ABSORBENT, noise	1				
14	<b>0373513272</b>	▪ ABSORBENT, noise	1				
15	<b>0563532315</b>	▪ ABSORBENT, noise	1				
16	<b>0373513233</b>	▪ ABSORBENT, noise	1				
17	<b>0373513234</b>	▪ ABSORBENT, noise	1				
19	<b>0563532319</b>	▪ ABSORBENT, noise	1				
20	<b>0373513270</b>	▪ SHEET	1				cab
23	<b>0563531123</b>	▪ ABSORBENT, noise	1				
47	<b>0373513273</b>	▪ ABSORBENT, noise	2				
	<b>G5e061</b>						

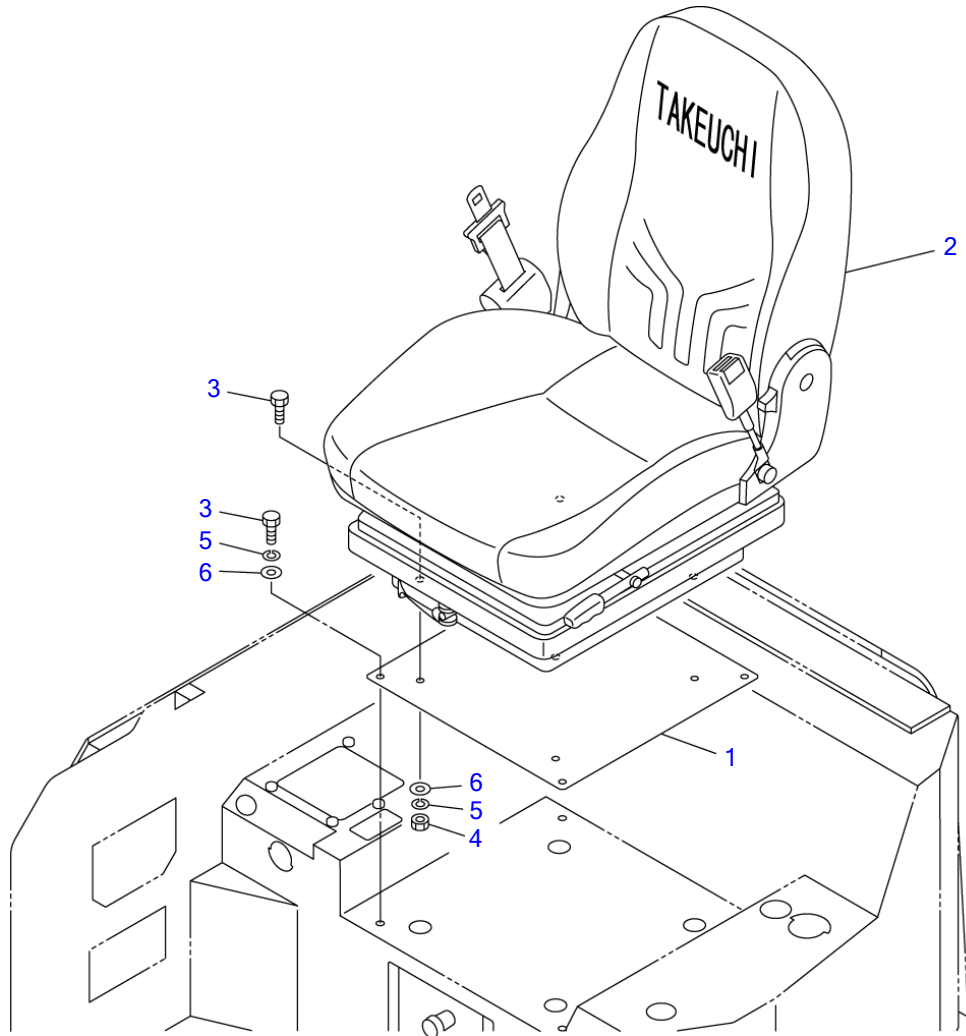


G5E070

S=1/10

**FLOOR MAT**

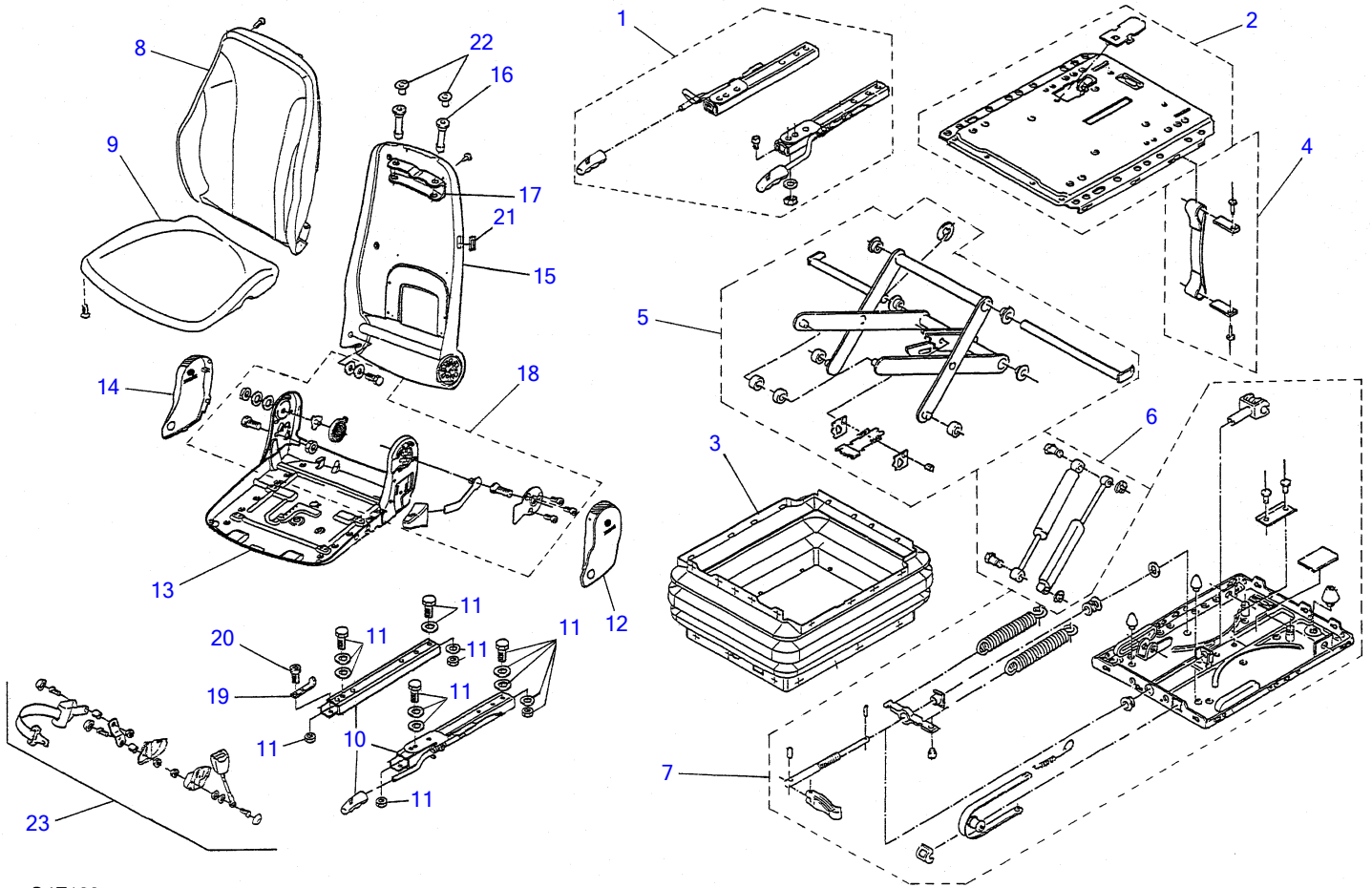
Item	Part number	Description	Q'ty	Chan.	Serial No.	Serv.	Remarks
		MAT ASSY, floor (cab)					X05635-32600-0
		MAT ASSY, floor (canopy)					X03935-24100-0
1	<b>0563532610</b>	MAT, floor	1				cab
	<b>0393524110</b>	MAT, floor	1				canopy
3	<b>0573500225</b>	SPONGE	1				
4	<b>1652533013</b>	CAP	1				
5	<b>1652533002</b>	CAP	4				
	<b>G5e070</b>						



G5E080

S-1/10

Item	Part number	Description	SEAT (1/2)			Remarks
			Q'ty	Chan.	Serial No. Serv.	
		SEAT ASSY (canopy)				X03934-08600-1
		SEAT ASSY (cab)				X05634-16500-1
1	<b>0563416510</b>	PLATE	1			
2	<b>1914100071</b>	SEAT (cab)	1			see page (2/2)
	<b>1914100072</b>	SEAT (canopy)	1			see page (2/2)
3	<b>1100040820</b>	BOLT	8			
4	<b>1130040008</b>	NUT	4			
5	<b>1140020008</b>	WASHER, spring	8			
6	<b>1141110008</b>	WASHER	8			
	<b>J2e070</b>					

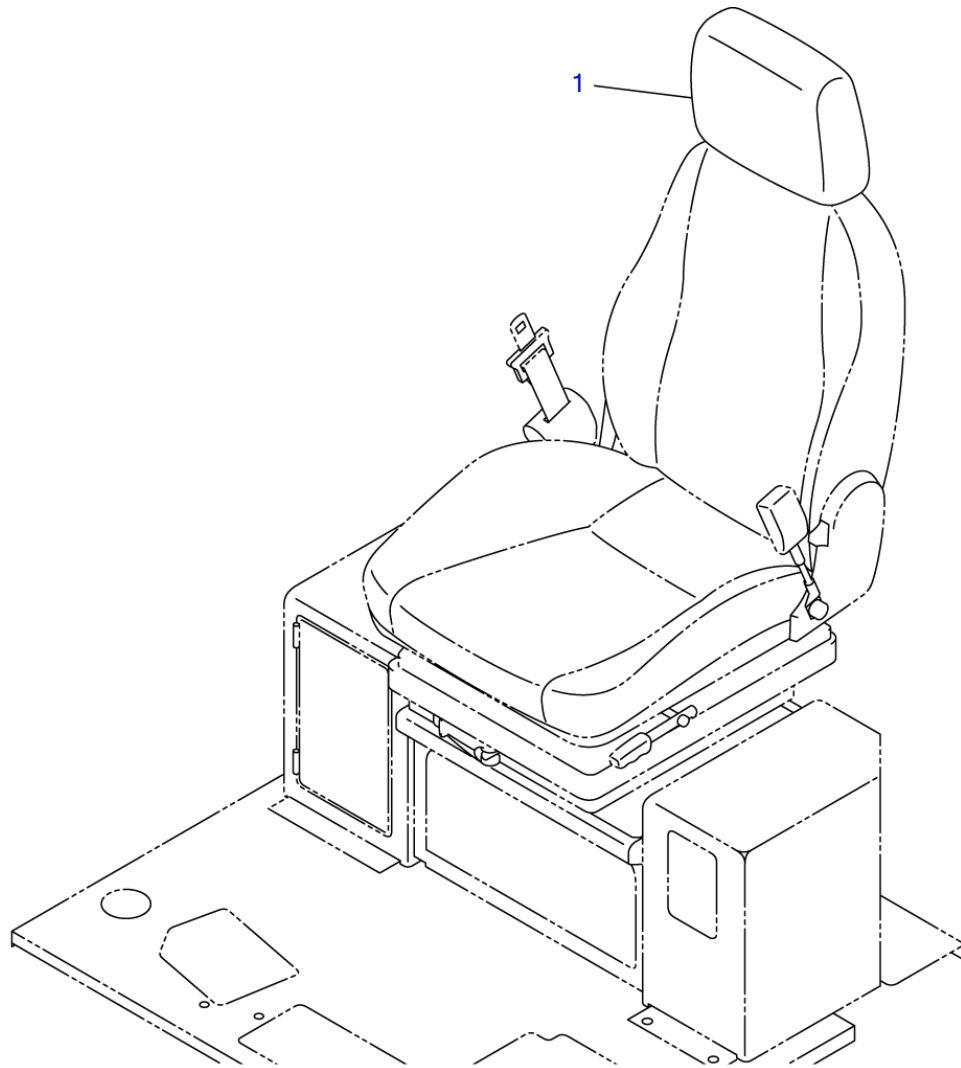


G4E180

S=Free

SEAT (2/2)						
Item	Part number	Description	Q'ty	Chan.	Serial No.	Serv. Remarks
0	1914100071	SEAT (fabric)	1			
	1914100072	SEAT (PVC)	1			
1	1914101071	· RAIL ASSY	1			fabric
	1914101072	· RAIL ASSY	1			PVC
2	1914102071	· PLATE ASSY	1			fabric
	1914102072	· PLATE ASSY	1			PVC
3	1914103071	· BOOT	1			fabric
	1914103072	· BOOT	1			PVC
4	1914104072	· ANGLE ASSY	1			
5	1914105072	· LINK ASSY	1			
6	1914106072	· DAMPER ASSY	1			
7	1914107072	· SPRING ASSY	1			
8	1914108072	· TRIM	1			
9	1914109072	· TRIM	1			
10	1914110072	· RAIL ASSY	1			
11	1914111072	· BOLT ASSY	1			
12	1914112072	· COVER (L.H.)	1			
13	1914113072	· FRAME	1			
14	1914114072	· COVER (R.H.)	1			
15	1914115072	· FRAME	1			
16	1914116072	· GUIDE	2			
17	1914117072	· BRACKET	1			
18	1914118072	· JOINT ASSY	1			
19	1914119072	· PLATE	1			
20	1914120072	· SCREW, cap	1			
21	1914121072	· PLATE	1			
22	1914122072	· PLUG	2			
23	1914123072	· BELT ASSY, seat	1			

J1e140



G4E070

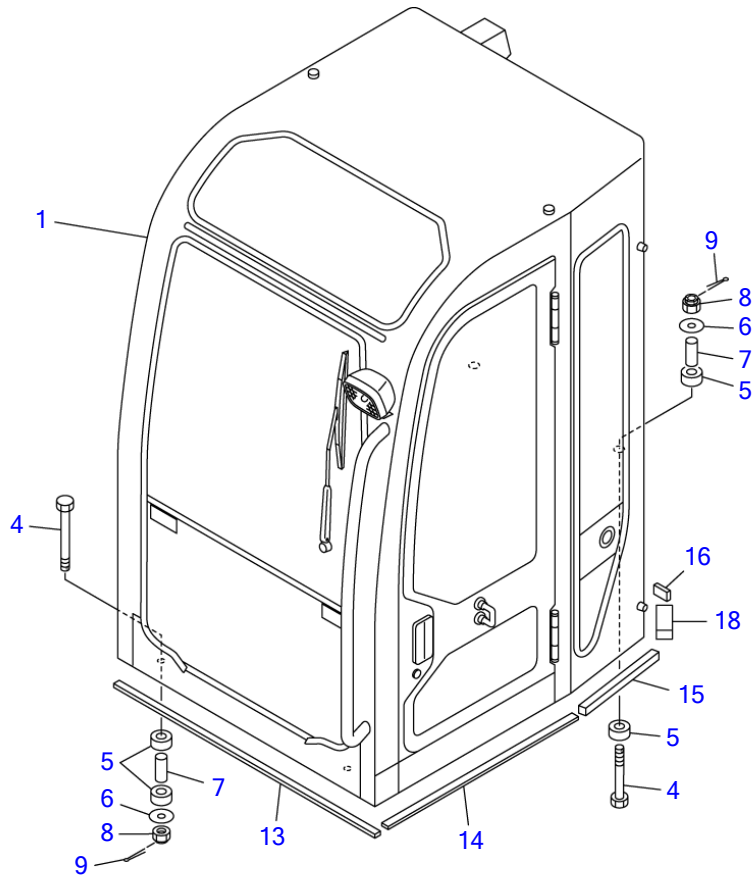
S=1/10



HEAD REST

Item	Part number	Description	Q'ty	Chan.	Serial No.	Serv.	Remarks
		REST ASSY, head (fabric)					X03734-09000-0
		REST ASSY, head (PVC)					X03734-10000-0
1	<b>1914100075</b>	REST, head (fabric)	1				
	<b>1914100076</b>	REST, head (PVC)	1				
	<b>G4e070</b>						

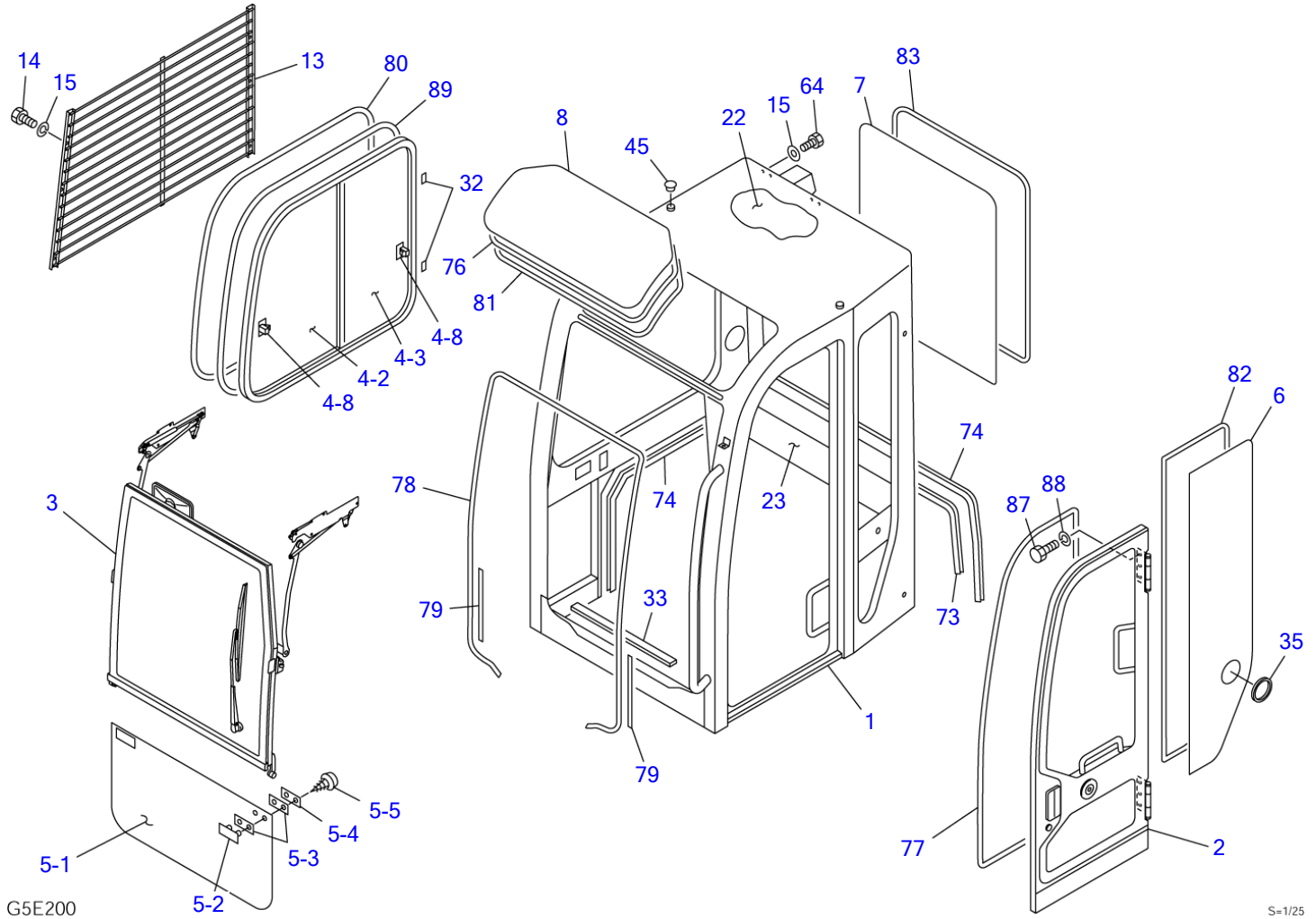
TB138FR Book No. BG5Z002 S/N 13810003-  
CAB MOUNT



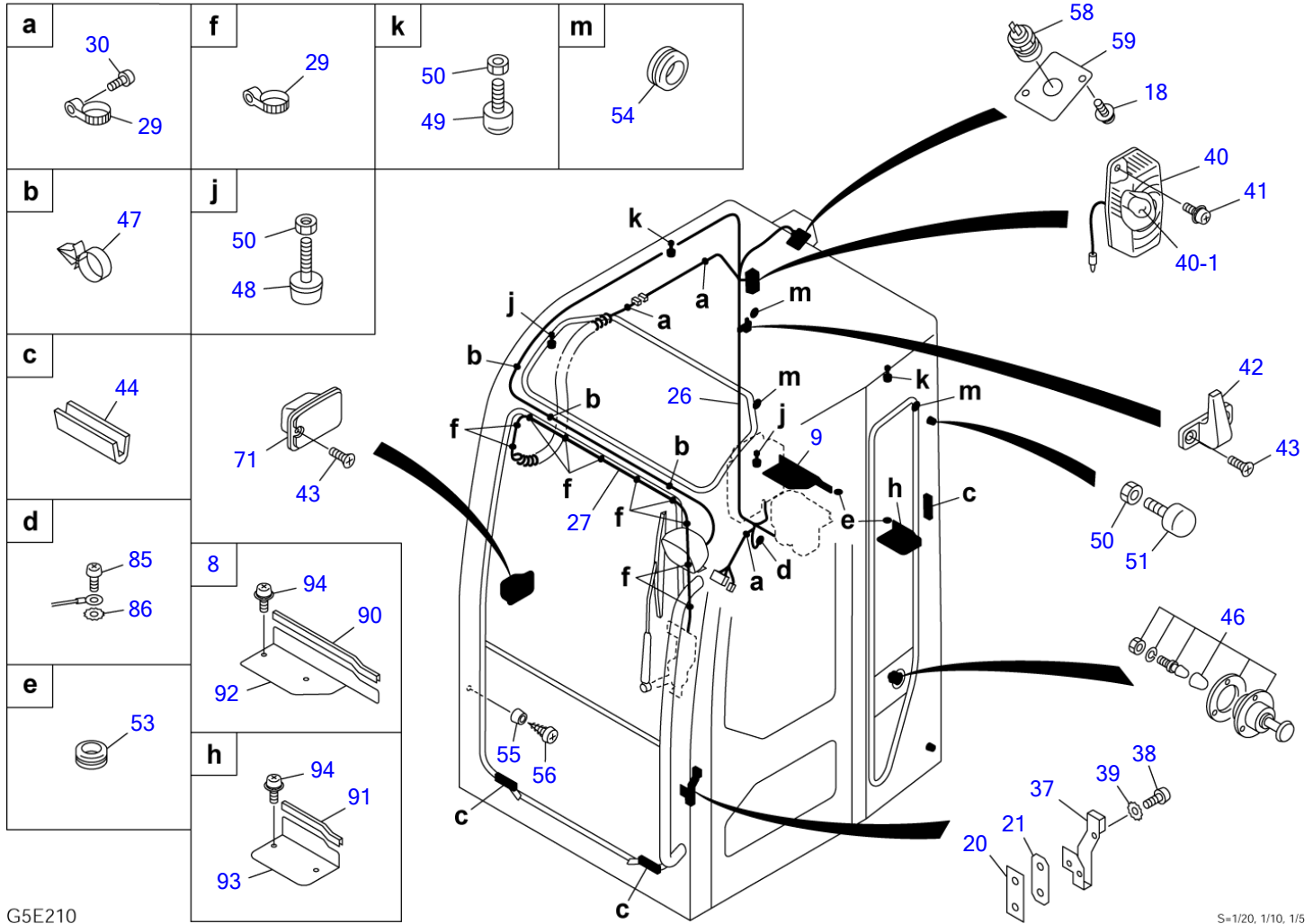
G5E090

S=1/20

CAB MOUNT							
Item	Part number	Description	Q'ty	Chan.	Serial No.	Serv.	Remarks
		CAB MOUNT	1				X03786-05000-1
1	0378605100	CAB	1				see page cab (1/4)
4	0568640900	BOLT	4				
5	0433503100	RUBBER	8				
6	0003000010	WASHER	4				
7	0563500600	TUBE	4				
8	1132080016	NUT	4				
9	1210010430	PIN, split	4				
13	1654312100	SPONGE	1				sold by the meter
14	1654353073	SPONGE	1				sold by the meter
15	1654310042	SPONGE	1				sold by the meter
16	1654344005	SPONGE	1				sold by the meter
18	0378605002	ABSORBENT, noise	1				
	G5e090						



CAB (1/7)							
Item	Part number	Description	Q'ty	Chan.	Serial No.	Serv.	Remarks
0	0378605100	CAB ASSY	1				X03786-05100-0
1	X *****	• CAB	1				X03786-05200-0
2	0378605300	• DOOR ASSY	1				see page (4/7)
3	0378605400	• ASSIST ASSY, front sash	1				see page (5/7)
4	0378601300	• SASH ASSY, side	1				
4-2	0378601320	• • GLASS	1				
4-3	0378601330	• • GLASS	1				
4-8	0338630650	• • LOCK ASSY	2				
5	0378601600	• GLASS ASSY, front	1				
5-1	0378601610	• • GLASS	1				
5-2	1654010900	• • RETAINER	2				
5-3	1654011100	• • PACKING	4				
5-4	1654011000	• • PLATE	2				
5-5	1122410412	• • SCREW	4				
6	0378605110	• GLASS	1				
7	0378605120	• GLASS	1				
8	0358605300	• GLASS	1				
13	0398619500	• GUARD	1				
14	1100040825	• BOLT	6				
15	1141110008	• WASHER	10				
22	0378605130	• SPONGE	1				
23	0378605140	• SPONGE	1				
32	0438601770	• SPACER	7				
33	0568634100	• SEAL	1				
35	0378603400	• GROMMET	1				
45	1653303010	• CAP	2				
64	1100040820	• BOLT	4				
73	1654636140	• TRIM	1				sold by the meter
74	1654636275	• TRIM	1				sold by the meter
76	1653916222	• TRIM	1				sold by the meter
77	1654605326	• RUBBER	1				sold by the meter
78	1654520374	• RUBBER	1				sold by the meter
79	1654605033	• RUBBER	2				sold by the meter
80	1653930355	• TRIM	1				sold by the meter
81	1654615216	• DAM	1				sold by the meter
82	1654231320	• H-RUBBER	1				sold by the meter
83	1654231325	• H-RUBBER	1				sold by the meter
87	1100040814	• BOLT	6				
88	1140090008	• WASHER, spring	6				
89	1654620350	• TAPE	1				sold by the meter
	G5e200						

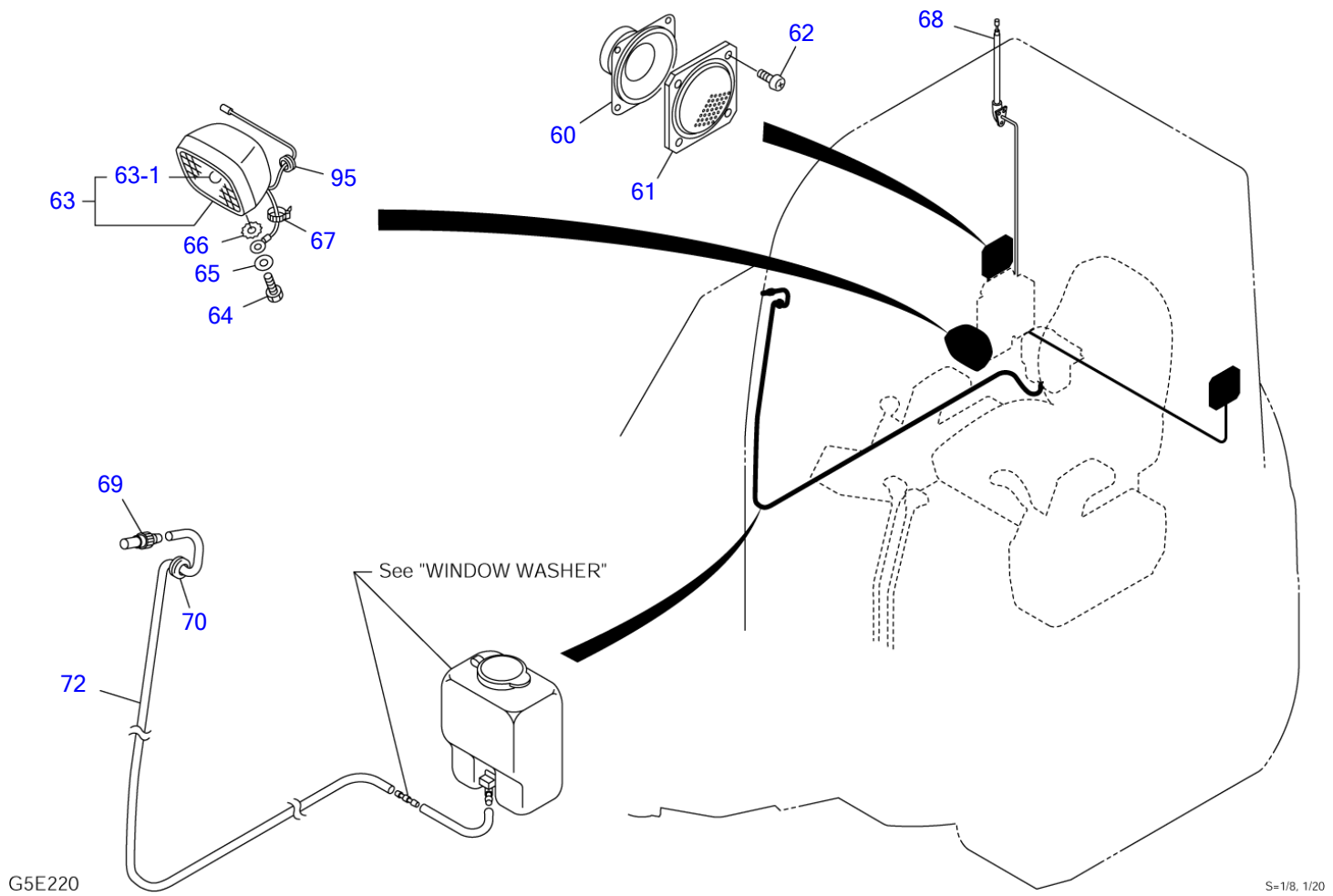


G5E210

S=1/20, 1/10, 1/5

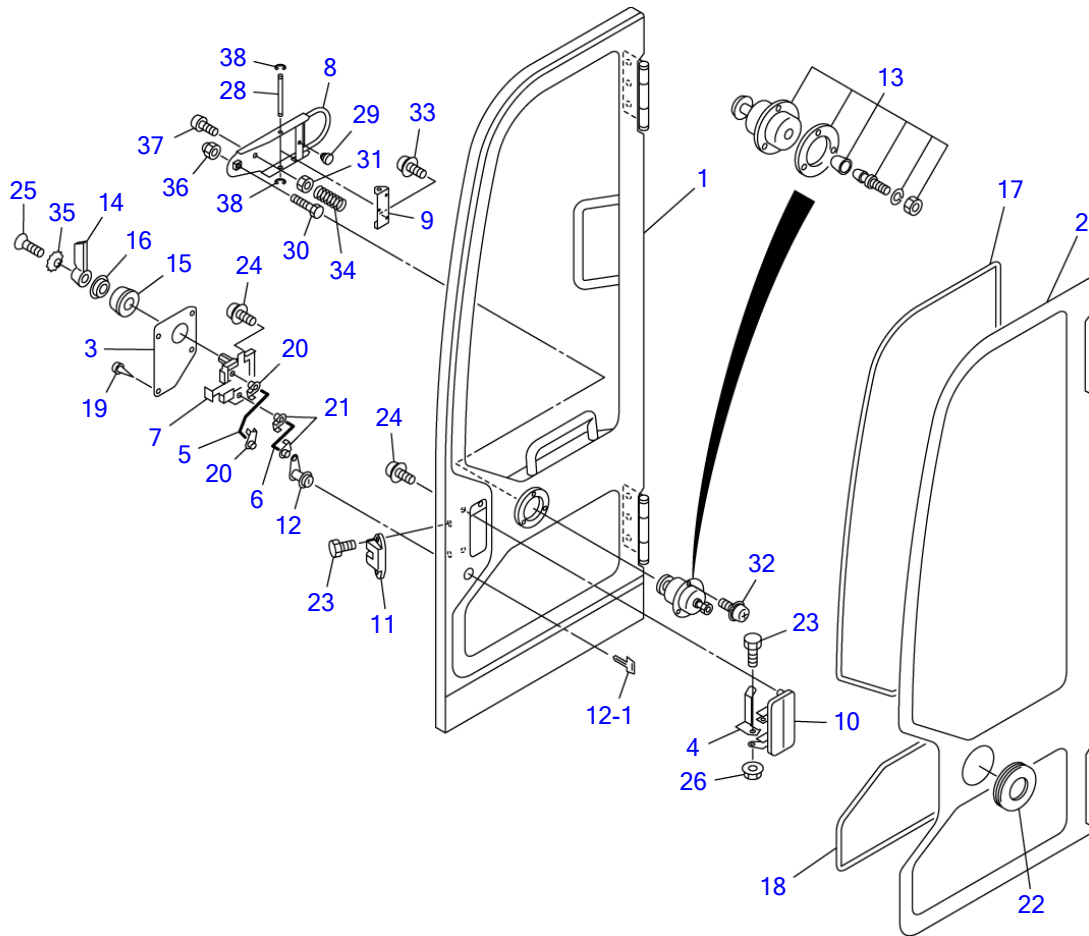
Item	Part number	Description	Q'ty	Chan.	Serial No.	Serv.	Remarks
0	0378605100	CAB ASSY	1				X03786-05100-0
18	1150420512	• SCREW	2				
20	0338630880	• PLATE	1				
21	0338630930	• PACKING	1				
26	0568652910	• HARNESS, wiring	1				
27	0378605150	• HARNESS, wiring	1				
29	1652221050	• BAND	13				
30	1120590512	• SCREW	3				
37	0068620500	• STRIKER	1				
38	1120891025	• BOLT	2				
39	1140330010	• WASHER	2				
40	1703001700	• LAMP, room	1				
40-1	1703001701	• • BULB	1				
41	1150410420	• SCREW	2				
42	1654004800	• HANGER	1				
43	1120690412	• SCREW	4				
44	1654004900	• STOPPER	3				
46	1653691460	• CATCH	1				
47	1652351054	• CLAMP	3				
48	1651101028	• STOPPER	2				
49	1651101045	• STOPPER	2				
50	1130090010	• NUT	6				
51	1651101042	• STOPPER	2				
53	1652060016	• GROMMET	2				
54	1652060031	• BUSHING	3				
55	1652102320	• RUBBER	2				
56	1122400416	• SCREW	2				
58	1711900066	• SOCKET	1				
59	0578600143	• COVER	1				
71	1654010500	• ASHTRAY	1				
85	1150420516	• SCREW	1				
86	1140330005	• WASHER	1				
90	1653916023	• TRIM	1				sold by the meter
91	1653916013	• TRIM	1				sold by the meter
92	0378605160	• PLATE	1				
93	0378605170	• PLATE	1				
94	1150420616	• SCREW	4				

G5e210





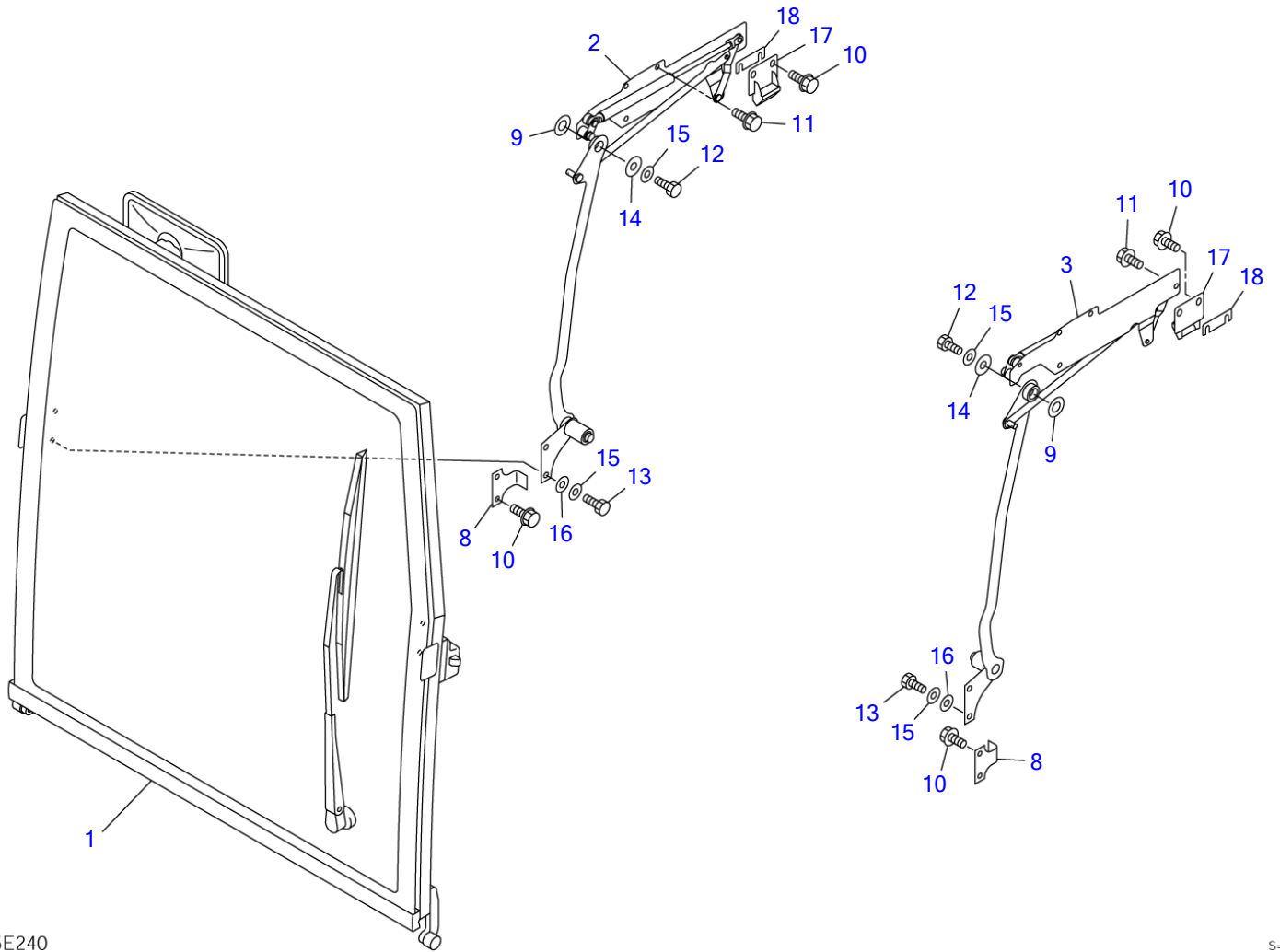
CAB (3/7)						
Item	Part number	Description	Q'ty	Chan.	Serial No.	Serv. Remarks
0	0378605100	CAB ASSY	1			X03786-05100-0
60	1705003500	▪ SPEAKER	2			
61	1705003550	▪ GRILLE	2			
62	1120590412	▪ SCREW	8			
63	1703007600	▪ LAMP ASSY	1			
63-1	1703007605	▪ ▪ BULB	1			12V, 55W
64	1100040820	▪ BOLT	1			
65	1141110008	▪ WASHER	1			
66	1140330008	▪ WASHER	1			
67	1652231250	▪ BAND	1			
68	1705004650	▪ ANTENNA	1			
69	1711910040	▪ NOZZLE	1			
70	1652001002	▪ GROMMET	1			
72	1711919180	▪ HOSE	1			sold by the meter
95	1652050900	▪ GROMMET	1			
	G5e220					



G5E230

S=1/15

CAB (4/7) (door)						
Item	Part number	Description	Q'ty	Chan.	Serial No.	Serv. Remarks
0-1	0378605300	DOOR ASSY	1			X03786-05300-0
1	0378605310	• DOOR	1			
2	0378605320	• GLASS	1			
3	0568623300	• COVER	1			
4	0568630900	• PLATE	1			
5	0568630800	• ROD	1			
6	0568630600	• ROD	1			
7	0568623400	• CONTROL ASSY	1			
8	0378605330	• LEVER	1			
9	0378605340	• BRACKET	1			
10	1654005600	• HANDLE	1			
11	0068620400	• LOCK ASSY	1			
12	1653611527	• LOCK	1			
12-1	1700100019	• KEY	1			
13	1653691460	• CATCHER	1			
14	1654005500	• HANDLE	1			
15	1654005800	• BASE	1			
16	1654005700	• ESCUTCHEON	1			
17	1654615280	• DAM	1			sold by the meter
18	1654615160	• DAM	1			sold by the meter
19	1652711432	• CLIP	4			
20	0068621500	• SNAP	2			
21	0398610900	• SNAP	2			
22	0398603400	• GROMMET	2			
23	1100090612	• BOLT	3			
24	1150410612	• SCREW	4			
25	1120790516	• SCREW	1			
26	1131283006	• NUT	1			
28	0378605350	• PIN	1			
29	1652515000	• RUBBER, cushion	1			
30	1100240835	• BOLT	1			
31	1130030008	• NUT	1			
32	1150410508	• SCREW	3			
33	1150410512	• SCREW	3			
34	0007000025	• SPRING	1			
35	0378605301	• WASHER	1			
36	1134290008	• NUT	1			
37	1120530816	• SCREW	1			
38	1224000008	• E-RING	2			
	G5e230					

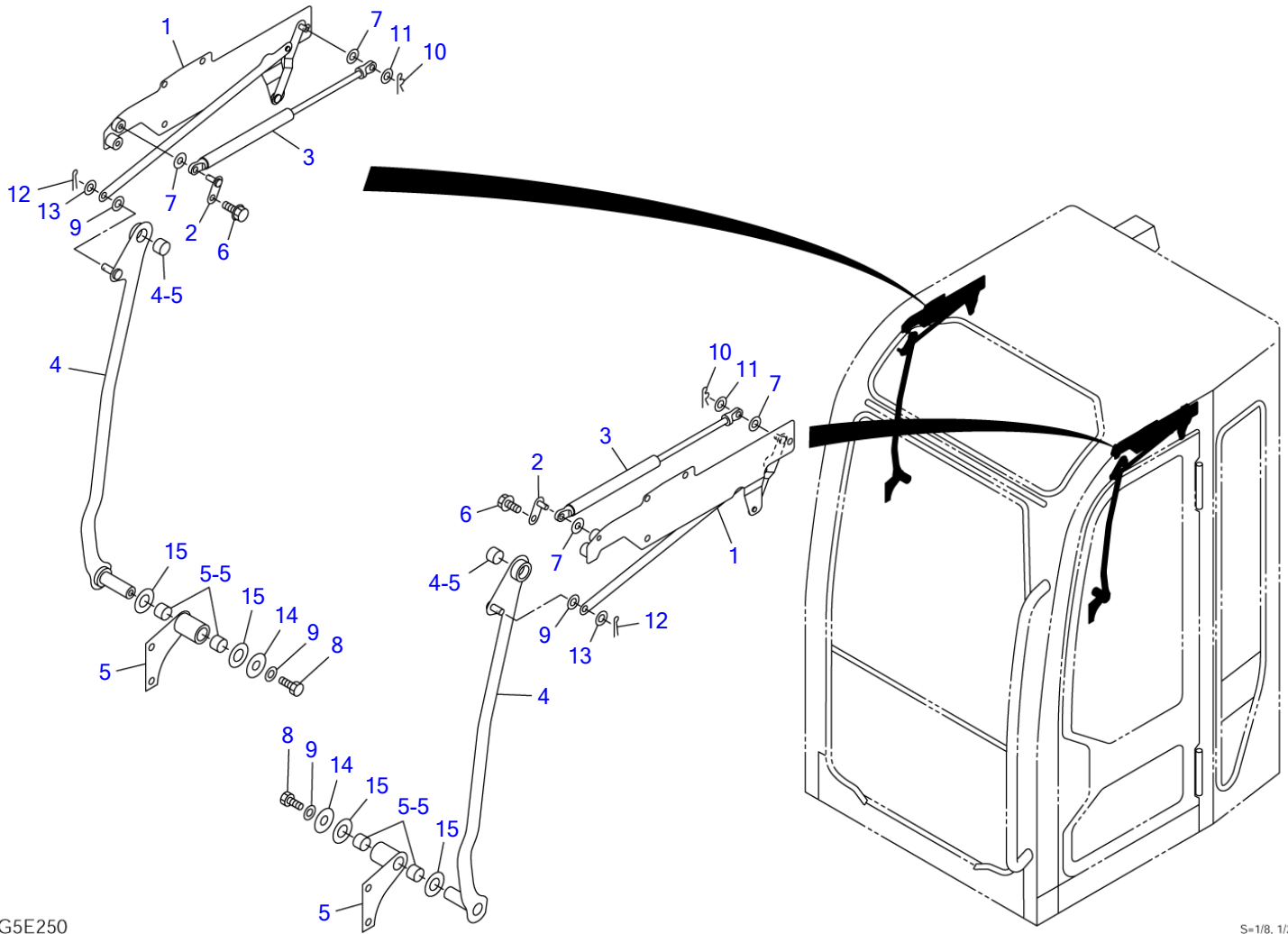


G5E240

S=1/10

**CAB (5/7) (front sash assist)**

Item	Part number	Description	Q'ty	Chan.	Serial No.	Serv.	Remarks
0-2	<b>0378605400</b>	ASSIST ASSY, front sash	1				X03786-05400-0
1	<b>0378605500</b>	▪ SASH ASSY, front	1				see page (7/7)
2	<b>0378605600</b>	▪ ASSIST ASSY (R.H.)	1				see page (6/7)
3	<b>0378605700</b>	▪ ASSIST ASSY (L.H.)	1				see page (6/7)
8	<b>0378603710</b>	▪ PLATE	2				
9	<b>0083252100</b>	▪ WASHER	2				
10	<b>1106690616</b>	▪ BOLT	8				
11	<b>1106690620</b>	▪ BOLT	8				
12	<b>1100090820</b>	▪ BOLT	2				
13	<b>1100090816</b>	▪ BOLT	4				
14	<b>0578600401</b>	▪ WASHER	2				
15	<b>1654011705</b>	▪ WASHER	6				
16	<b>1141190008</b>	▪ WASHER	4				
17	<b>0378605410</b>	▪ STRIKER	2				
18	<b>0378605401</b>	▪ SHIM	AR				t=1.6mm
	<b>G5e240</b>						

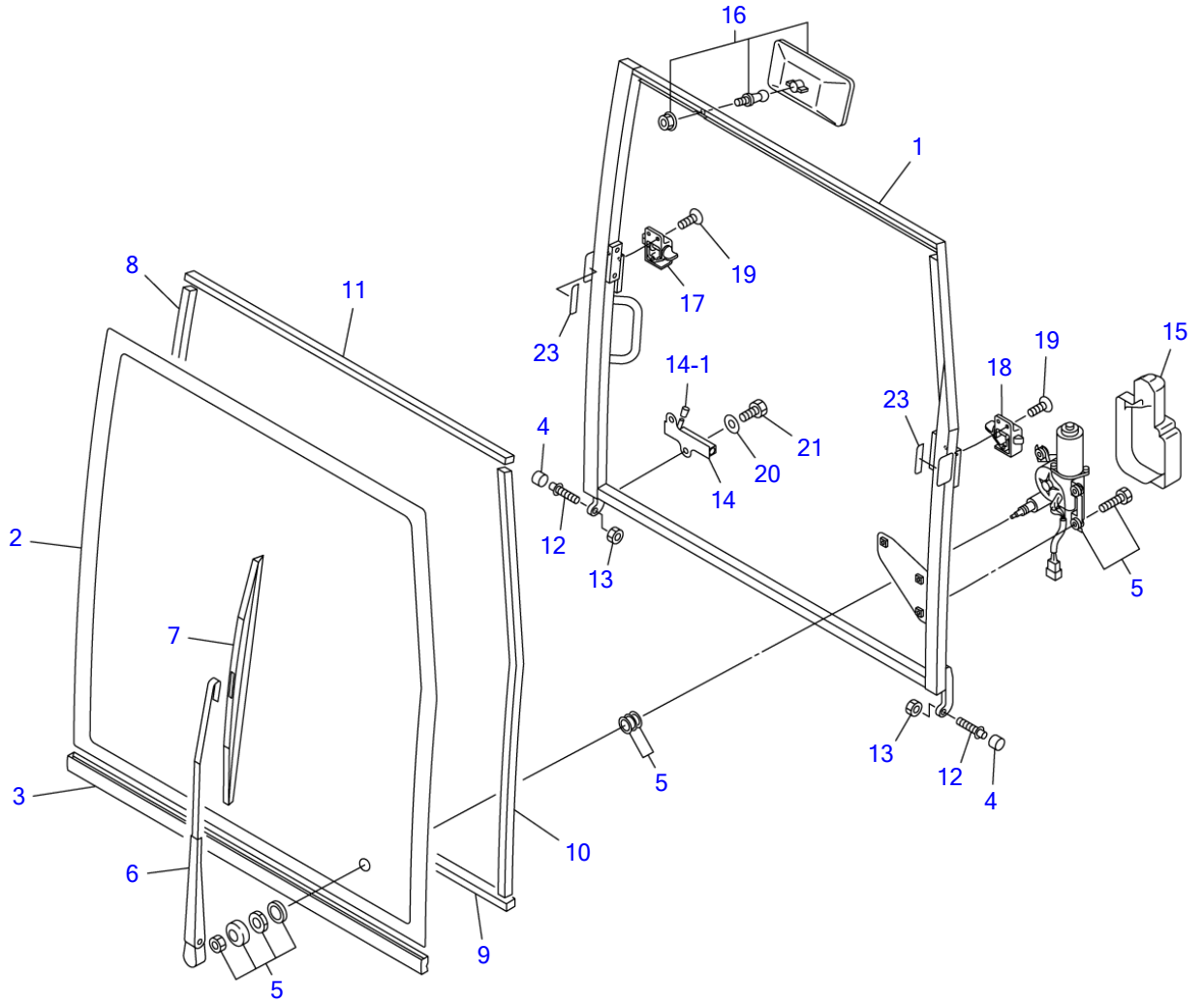


G5E250

S=1/8, 1/20

**CAB (6/7) (assist)**

Item	Part number	Description	Q'ty	Chan.	Serial No.	Serv.	Remarks
0-3	<b>0378605600</b>	ASSIST ASSY (R.H.)	1				X03786-05600-0
	<b>0378605700</b>	ASSIST ASSY (L.H.)	1				X03786-05700-0
1	<b>0568652720</b>	▪ LINK ASSY (R.H.)	1				
	<b>0568652770</b>	▪ LINK ASSY (L.H.)	1				
2	<b>0358601840</b>	▪ PLATE	1				
3	<b>1653900063</b>	▪ SPRING, gas	1				
4	<b>0378605610</b>	▪ ARM ASSY (R.H.)	1				
	<b>0378605710</b>	▪ ARM ASSY (L.H.)	1				
4-5	<b>1333001512</b>	▪ ▪ BUSHING	1				
5	<b>0378603760</b>	▪ PLATE ASSY (R.H.)	1				
	<b>0378603780</b>	▪ PLATE ASSY (L.H.)	1				
5-5	<b>1333001515</b>	▪ ▪ BUSHING	2				
6	<b>1106690616</b>	▪ BOLT	1				
7	<b>1654011756</b>	▪ WASHER	2				
8	<b>1100090820</b>	▪ BOLT	1				
9	<b>1654011705</b>	▪ WASHER	2				
10	<b>1214000006</b>	▪ PIN, snap	1				
11	<b>1654011712</b>	▪ WASHER	1				
12	<b>1210002015</b>	▪ PIN, split	1				
13	<b>1141190008</b>	▪ WASHER	1				
14	<b>0578600401</b>	▪ WASHER	1				
15	<b>0083252100</b>	▪ WASHER	2				
	<b>G5e250</b>						



G5E260

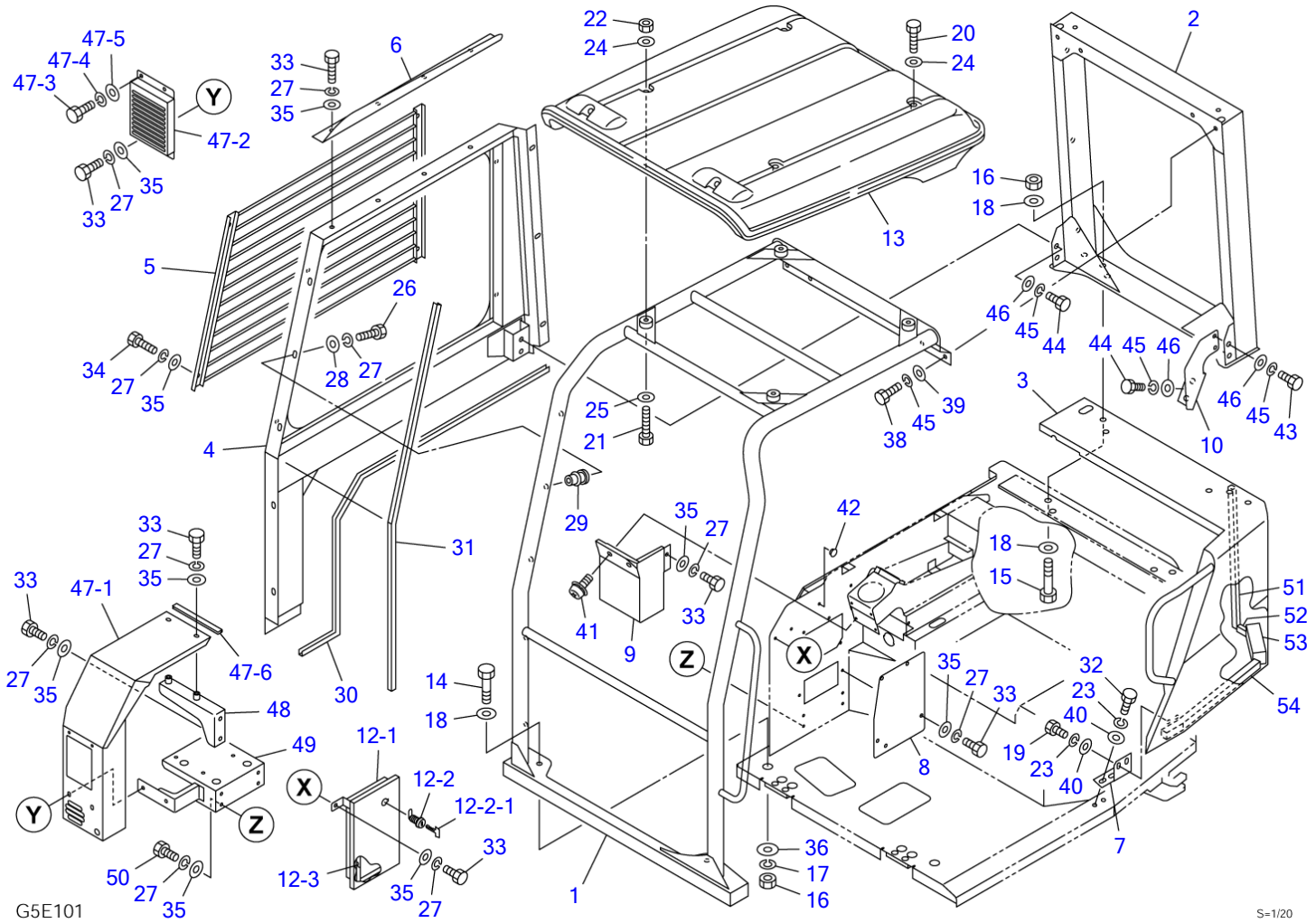
S=1/12



**CAB (7/7) (front sash)**

Item	Part number	Description	Q'ty	Chan.	Serial No.	Serv.	Remarks
0-4	<b>0378605500</b>	SASH ASSY, front	1				X03786-05500-0
1	<b>0378605510</b>	▪ SASH, front	1				
2	<b>0378605520</b>	▪ GLASS	1				
3	<b>0378605530</b>	▪ SEAL	1				
4	<b>0568622200</b>	▪ ROLLER	2				
5	<b>1704021812</b>	▪ MOTOR, wiper	1				
6	<b>1704100530</b>	▪ ARM, wiper	1				
7	<b>1704200530</b>	▪ BLADE	1				
8	<b>1654616080</b>	▪ DAM	1				sold by the meter
9	<b>1654615080</b>	▪ DAM	1				sold by the meter
10	<b>1654616060</b>	▪ DAM	1				sold by the meter
11	<b>1654615070</b>	▪ DAM	1				sold by the meter
12	<b>0568643607</b>	▪ SHAFT	2				
13	<b>1130090010</b>	▪ NUT	2				
14	<b>0378605540</b>	▪ LATCH	1				
14-1	<b>0378605547</b>	▪ ▪ CAP	1				
15	<b>1704400001</b>	▪ COVER	1				
16	<b>1654005460</b>	▪ MIRROR	1				
17	<b>0578600490</b>	▪ HANDLE (R.H.)	1				
18	<b>0578600480</b>	▪ HANDLE (L.H.)	1				
19	<b>0378605501</b>	▪ SCREW	4				
20	<b>1654011705</b>	▪ WASHER	2				
21	<b>1100090816</b>	▪ BOLT	2				
23	<b>0378605550</b>	▪ PLATE	2				
	<b>G5e260</b>						

TB138FR Book No. BG5Z002 S/N 13810003-  
CANOPY

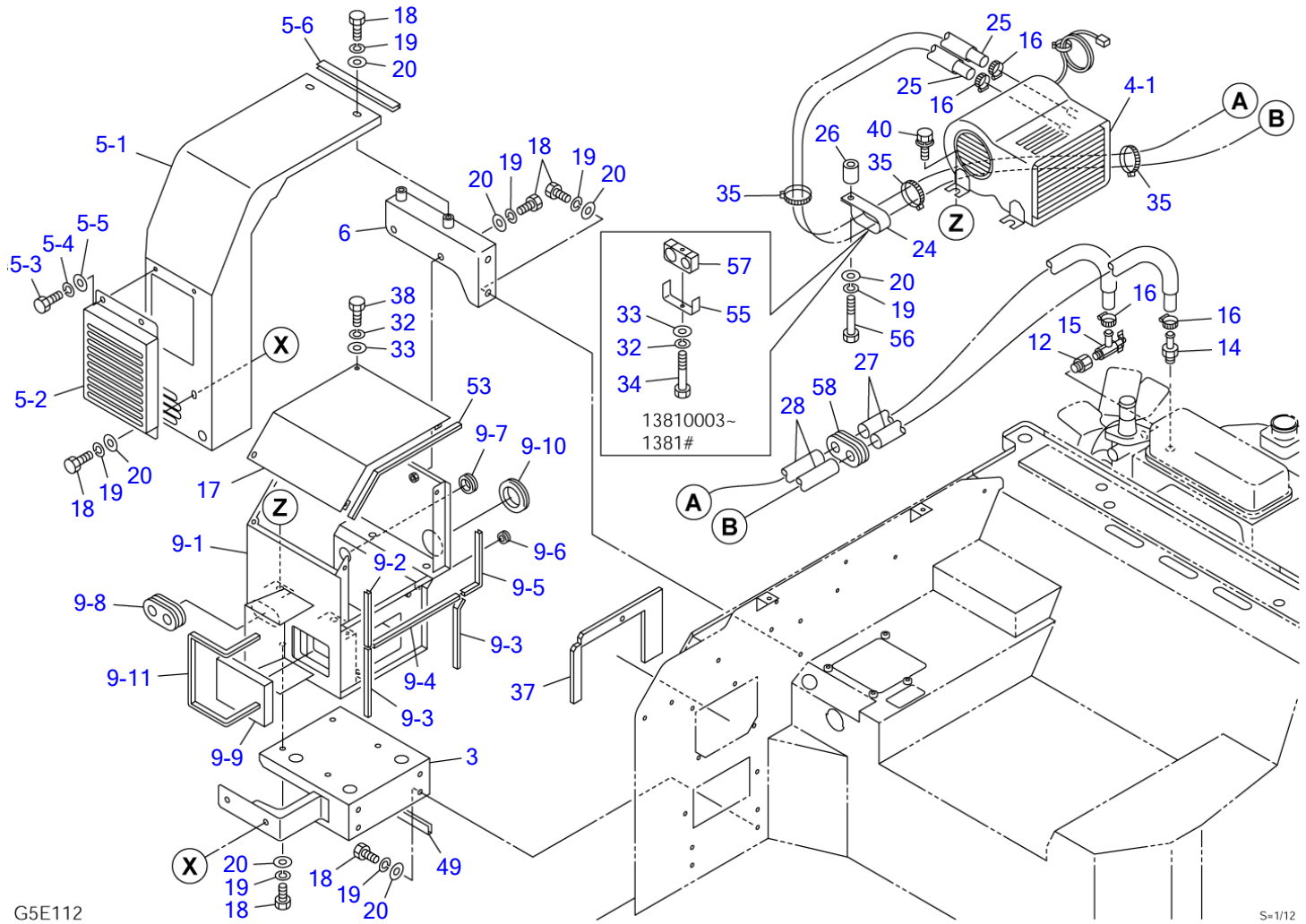


S=1/20

CANOPY							
Item	Part number	Description	Q'ty	Chan.	Serial No.	Serv.	Remarks
		CANOPY ASSY					X03784-05500-1
1	0378405600	POLE	1				
2	0378405700	POLE	1				
3	0378405800	COVER	1				
4	0398403800	PANEL	1				
5	0398401500	GUARD	1				
6	0398403560	COVER	1				
7	0378405520	ANGLE	1				
8	0398403580	COVER	1				
9	0398403590	COVER	1				
10	0378405510	BRACKET	1				
12	0398403900	MANUAL STORAGE ASSY	1				
12-1	0398403910	· MANUAL STORAGE	1				
12-2	1653601395	· LOCK	1				
12-2-1	1700100019	· KEY	1				
12-3	1654601096	· TRIM	1				sold by the meter
13	0368416300	ROOF	1				
14	1101041445	BOLT	2				
15	1101041460	BOLT	4				
16	1130540014	NUT	6				
17	1140020014	WASHER, spring	2				
18	1141550014	WASHER	10				
19	1100041020	BOLT	2				
20	1100041035	BOLT	2				
21	1100041050	BOLT	2				
22	1130040010	NUT	2				
23	1140020010	WASHER, spring	4				
24	0003600020	WASHER	4				
25	1141110010	WASHER	2				
26	1100040835	BOLT	8				
27	1140020008	WASHER, spring	33				
28	0003608252	WASHER	8				
29	1652520008	NUT	8				
30	1654607140	SEAL	1				sold by the meter
31	1654605135	RUBBER	1				sold by the meter
32	1100041025	BOLT	2				
33	1100040816	BOLT	17				
34	1100040825	BOLT	4				
35	1141110008	WASHER	25				
36	0003600122	WASHER	2				
38	1101041240	BOLT	4				
39	0003600024	WASHER	4				
40	0003600003	WASHER	4				
41	1150110612	SCREW	2				
42	1652533016	CAP	2				
43	1101041225	BOLT	2				
44	1101041235	BOLT	4				
45	1140020012	WASHER, spring	6				
46	1141110012	WASHER	6				
47	0374507650	COVER ASSY, unit	1				X03745-07650-0
47-1	0374603760	· COVER	1				
47-2	0374603770	· COVER	1				
47-3	1100040816	· BOLT	2				
47-4	1140020008	· WASHER, spring	2				
47-5	1141110008	· WASHER	2				
47-6	1654606018	· RUBBER	1				sold by the meter
48	0564630860	BRACKET	1				
49	0564531730	BRACKET	1				
50	1100040814	BOLT	4				
51	1654304054	SPONGE	1				sold by the meter
52	1654304004	SPONGE	1				sold by the meter
53	1654346015	SPONGE	1				sold by the meter
54	1654310043	SPONGE	1				sold by the meter

G5e101

TB138FR Book No. BG5Z002 S/N 13810003-  
HEATER (1/2)



G5E112

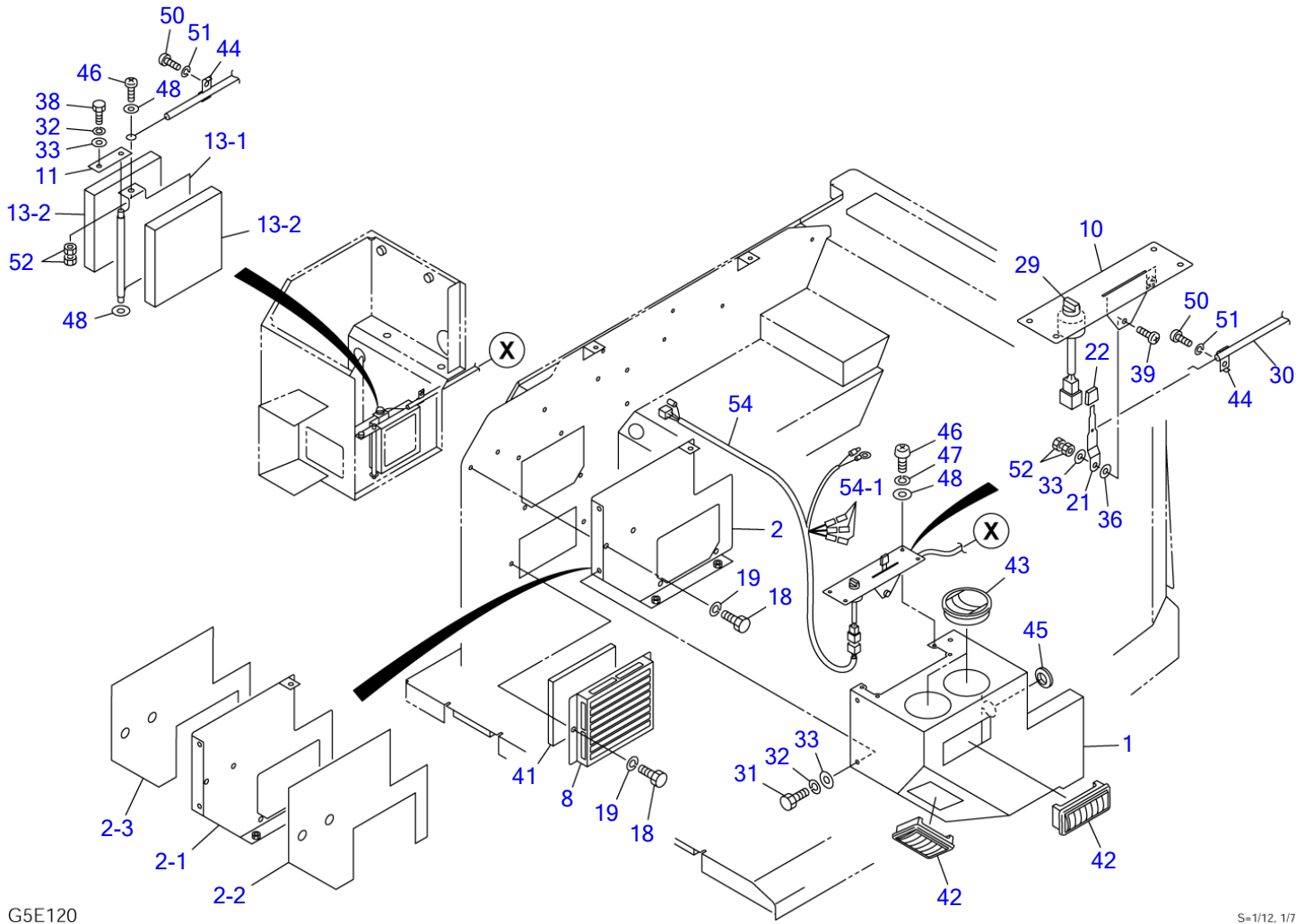
S=1/12

HEATER (1/2)

Item	Part number	Description	Q'ty	Chan.	Serial No.	Serv.	Remarks
		HEATER ASSY					X03745-07600-5
3	0564531730	BRACKET	1				
4	0564531910	HEATER UNIT ASSY	1				X05645-31910-0
4-1	1911508100	• HEATER UNIT	1				
5	0374507650	COVER ASSY, unit	1				X03745-07650-1
5-1	0374603780	• COVER	1				
5-2	0374603770	• COVER	1				
5-3	1100040816	• BOLT	2				
5-4	1140020008	• WASHER, spring	2				
5-5	1141110008	• WASHER	2				
5-6	1654606018	• RUBBER	1				sold by the meter
6	0394513510	BRACKET	1				
9	0564531920	BOX ASSY, heater	1				
9-1	0564531930	• BOX	1				
9-2	1654606012	• TRIM	1				sold by the meter
9-3	1654606015	• TRIM	2				sold by the meter
9-4	1654606022	• TRIM	1				sold by the meter
9-5	1654606014	• TRIM	1				sold by the meter
9-6	1652051200	• GROMMET	1				
9-7	1652060028	• GROMMET	1				
9-8	0337017300	• GUARD	1				
9-9	0564519550	• FILTER	1				
9-10	1652060051	• GROMMET	1				
9-11	1654606033	• TRIM	1				sold by the meter
12	1501910303	CONNECTOR	1				
14	1911502200	ADAPTOR	1				
15	1911502100	VALVE	1				
16	1911500500	BAND	4				
17	0564531940	COVER	1				
18	1100040816	BOLT	16				
19	1140020008	WASHER, spring	17				
20	1141110008	WASHER	21				
24	0007300018	CLAMP	2		1381#~	M	No. 24219
25	1911511885	HOSE	2				sold by the meter
26	0394211020	COLLAR	1		1381#~	M	No. 24219
27	1531325035	PROTECTOR	2				sold by the meter
28	1531325100	PROTECTOR	2				sold by the meter
32	1140020006	WASHER, spring	4				
33	1141110006	WASHER	4				
34	1100040645	BOLT	1		13810003~1381#		No. 24219
35	1652231250	BAND	3				
37	0564531937	SPONGE	1				
38	1100040616	BOLT	4				
40	1110561016	SCREW	3				
49	1653916023	TRIM	1				sold by the meter
53	1654606030	TRIM	1				sold by the meter
55	0564631200	PLATE	1		13810003~1381#		No. 24219
56	1100040850	BOLT	1		1381#~		
57	0564631210	RUBBER	1		13810003~1381#		
58	0097210300	GUARD	1		13810003~1381#		

G5e112

TB138FR Book No. BG5Z002 S/N 13810003-  
HEATER (2/2)



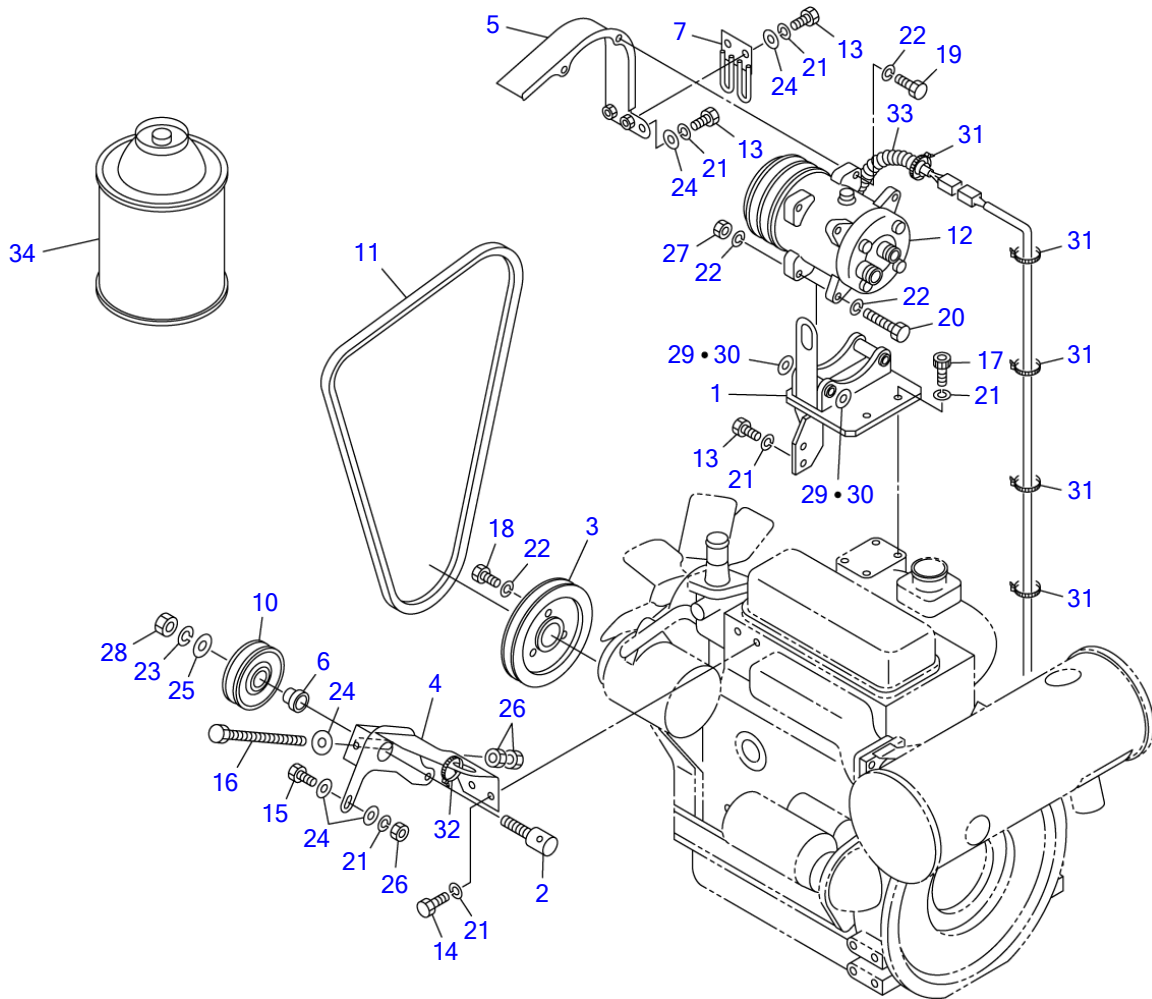
G5E120

S=1/12, 1/7

HEATER (2/2)

Item	Part number	Description	Q'ty	Chan.	Serial No.	Serv.	Remarks
		HEATER ASSY					X03745-07600-5
1	0564531960	BOX	1				
2	0564531720	PLATE ASSY	1				
2-1	0564531721	• PLATE	1				
2-2	0564531722	• URETHANE	1				
2-3	0564531723	• RUBBER	1				
8	0564631180	COVER	1				
10	0394513550	PANEL, control	1				
11	0394513501	PLATE	1				
13	0394513560	DAMPER ASSY	1				X03945-13560-0
13-1	0394513570	• DAMPER	1				
13-2	0394513562	• SPONGE	2				
18	1100040816	BOLT	8				
19	1140020008	WASHER, spring	8				
21	0564525300	LEVER	1				
22	0564612550	KNOB	1				
29	1700000011	SWITCH, heater	1				
30	0564525460	WIRE	1				
31	1100040612	BOLT	5				
32	1140020006	WASHER, spring	6				
33	1141110006	WASHER	7				
36	1652540014	SPACER	1				
38	1100040616	BOLT	1				
39	1120590516	SCREW	1				
41	0564631190	FILTER	1				
42	1911505723	LOUVER	2				
43	1911505722	LOUVER	2				
44	0564612530	CLAMP	2				
45	1652053200	GROMMET	1				
46	1120590510	SCREW	5				
47	1140090005	WASHER, spring	4				
48	1141190005	WASHER	6				
50	1120530408	SCREW	2				
51	1141110004	WASHER	2				
52	1130040005	NUT	4				
54	0564531950	HARNES ASSY, wiring	1				
54-1	1730500008	• DIODE (3A yellow)	3				
	G5e122						

TB138FR Book No. BG5Z002 S/N 13810003-  
AIR CONDITIONER (1/7) (compressor)



G5E130

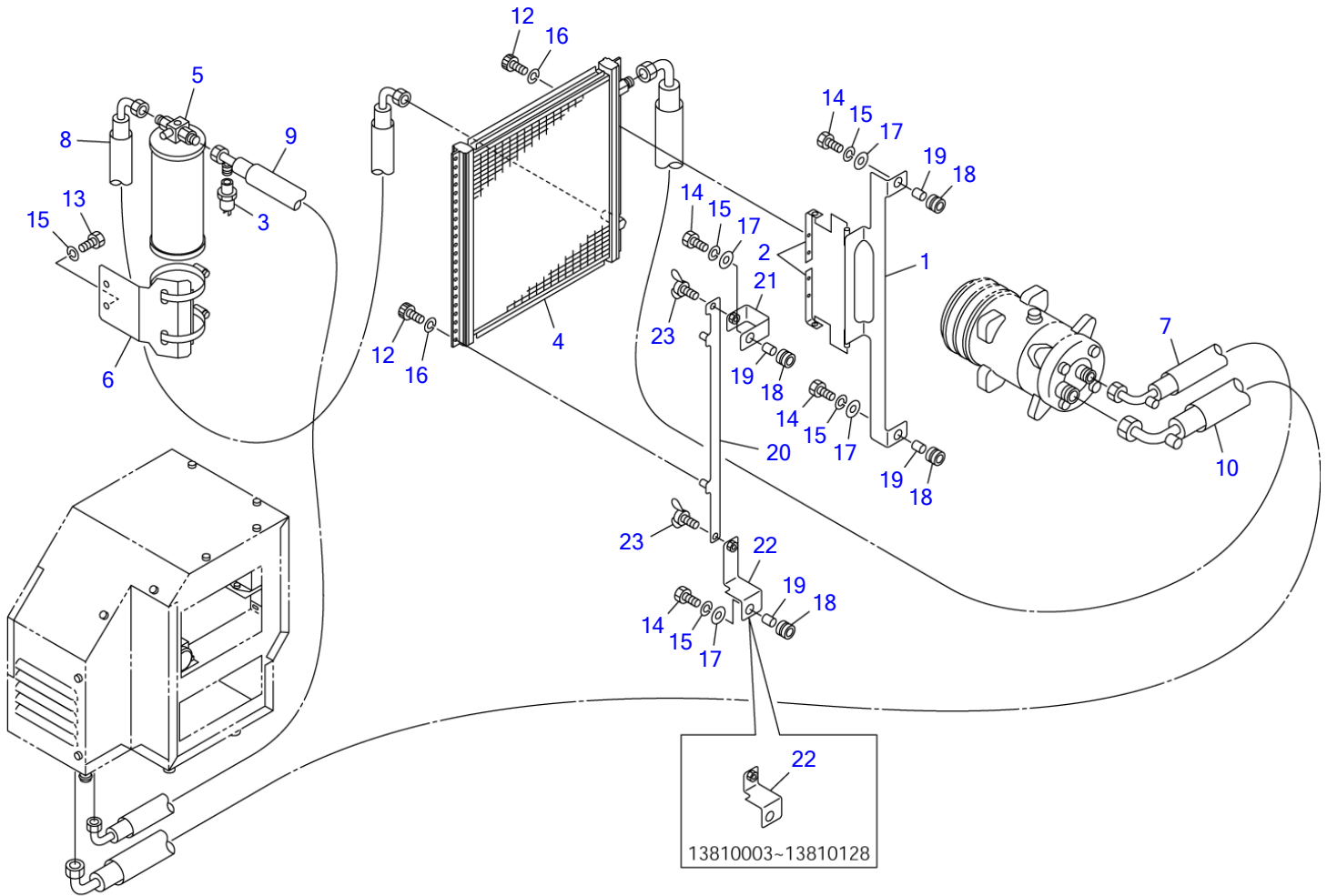
S-1/10



**AIR CONDITIONER (1/7) (compressor)**

Item	Part number	Description	Q'ty	Chan.	Serial No.	Serv.	Remarks
		CONDITIONER ASSY, air					X03746-03000-0
0	X 0374603100	COMPRESSOR ASSY	1				X03746-03100-4
1	0374603110	▪ BRACKET	1				
2	0374600250	▪ SHAFT	1				
3	0374601101	▪ PULLEY	1				
4	0374602630	▪ BRACKET	1				
5	0374603120	▪ GUARD	1				
6	0564619240	▪ COLLAR	1				
7	0374603130	▪ GUARD	1				
10	1911505700	▪ PULLEY	1				
11	1621071057	▪ V-BELT	1				
12	1911506010	▪ COMPRESSOR	1				
13	1100040816	▪ BOLT	5				
14	1100040820	▪ BOLT	2				
15	1100040835	▪ BOLT	1				
16	0394602010	▪ BOLT	1				
17	1110040820	▪ SCREW, cap	2				
18	1100041020	▪ BOLT	3				
19	1100041025	▪ BOLT	3				
20	1100141005	▪ BOLT	2				
21	1140020008	▪ WASHER, spring	10				
22	1140020010	▪ WASHER, spring	10				
23	1140020012	▪ WASHER, spring	1				
24	1141110008	▪ WASHER	5				
25	1141110012	▪ WASHER	1				
26	1130040008	▪ NUT	3				
27	1130040010	▪ NUT	2				
28	1130040012	▪ NUT	1				
29	0003600222	▪ SHIM	AR				t=0.2mm
30	0003600223	▪ SHIM	AR				t=0.3mm
31	1652231250	▪ BAND	5				
32	1652201005	▪ BAND	1				
33	1703210723	▪ TUBE	1				sold by the meter
34	1919055000	▪ GAS	8				
	G5e132						

TB138FR Book No. BG5Z002 S/N 13810003-  
AIR CONDITIONER (2/7) (condenser)



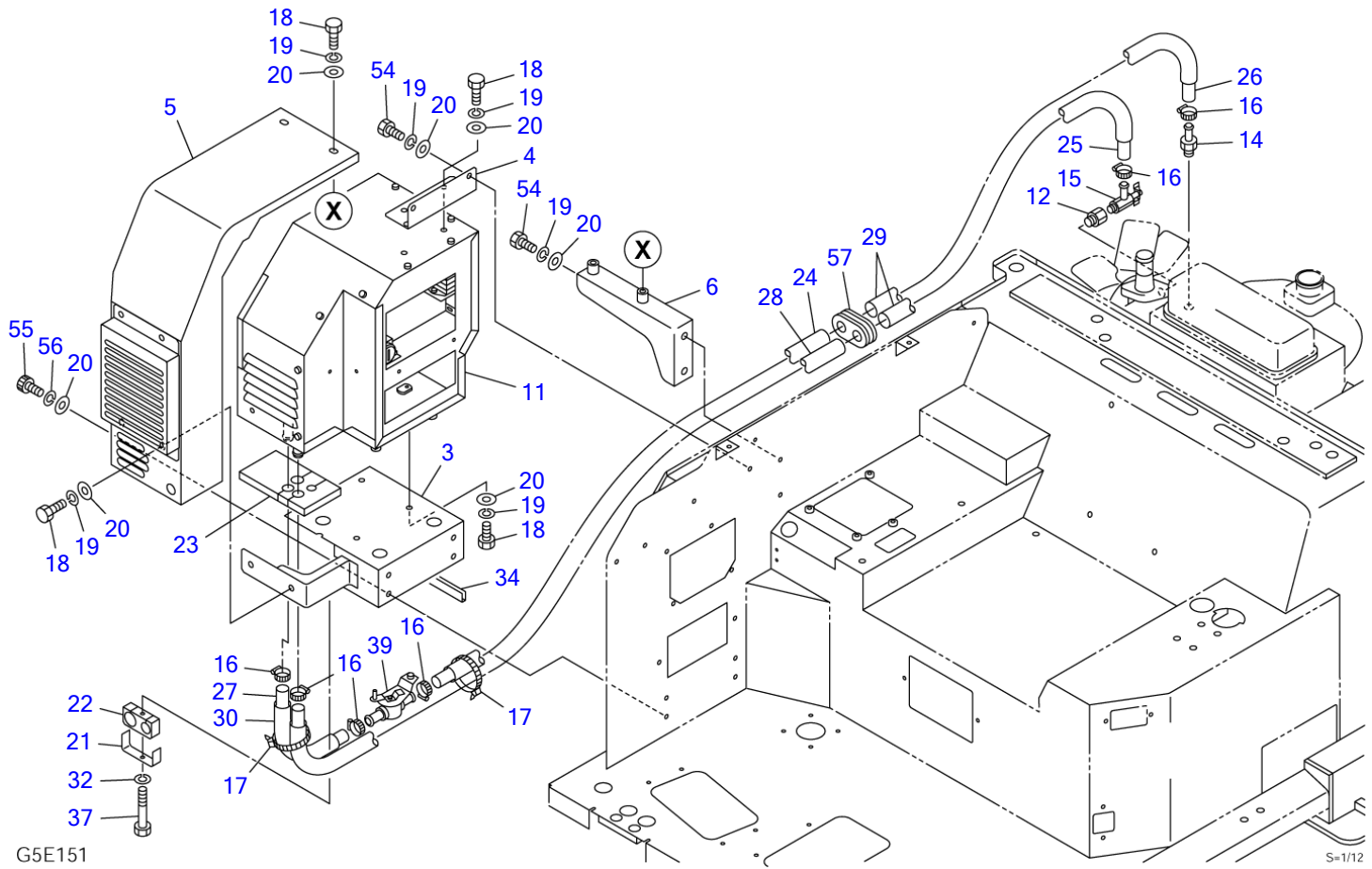
G5E141

S-1/10

**AIR CONDITIONER (2/7) (condenser)**

Item	Part number	Description	Qty	Chan.	Serial No.	Serv.	Remarks
		CONDITIONER ASSY, air					X03746-03000-0
0	X 0374603800	CONDENSER ASSY	1				X03746-03800-3
1	0374603850	• BRACKET	1		13810003~13810128		
	0374603900	• BRACKET	1		13810129~		
2	0374603860	• BRACKET	1				
3	1911505514	• SWITCH, presser	1				
4	1911505503	• CONDENSER	1				
5	1911505511	• DRYER	1				
6	1911506301	• BRACKET	1				
7	1911509703	• HOSE	1				
	1911505602	• • O-RING	2				
8	1911509401	• HOSE	1			M	
	1911505601	• • O-RING	2				
9	1911509702	• HOSE	1				
	1911505601	• • O-RING	2				
10	1911509704	• HOSE	1				
	1911505603	• • O-RING	2				
12	1110040516	• SCREW, cap	6				
13	1100040816	• BOLT	2				
14	1100040835	• BOLT	4				
15	1140020008	• WASHER, spring	6				
16	1140020005	• WASHER, spring	6				
17	1141110008	• WASHER	4				
18	1651057014	• GROMMET	4				
19	0394015104	• PIPE	4				
20	0374603870	• BRACKET	1		13810003~13810128		
	0374603910	• BRACKET	1		13810129~		
21	0374603880	• BRACKET	1		13810003~13810128		
	0374603920	• BRACKET	1		13810129~		
22	0374603890	• BRACKET	1		13810003~13810128		
	0374603930	• BRACKET	1		13810129~		
23	1121530816	• BOLT	2				
	G5e142						

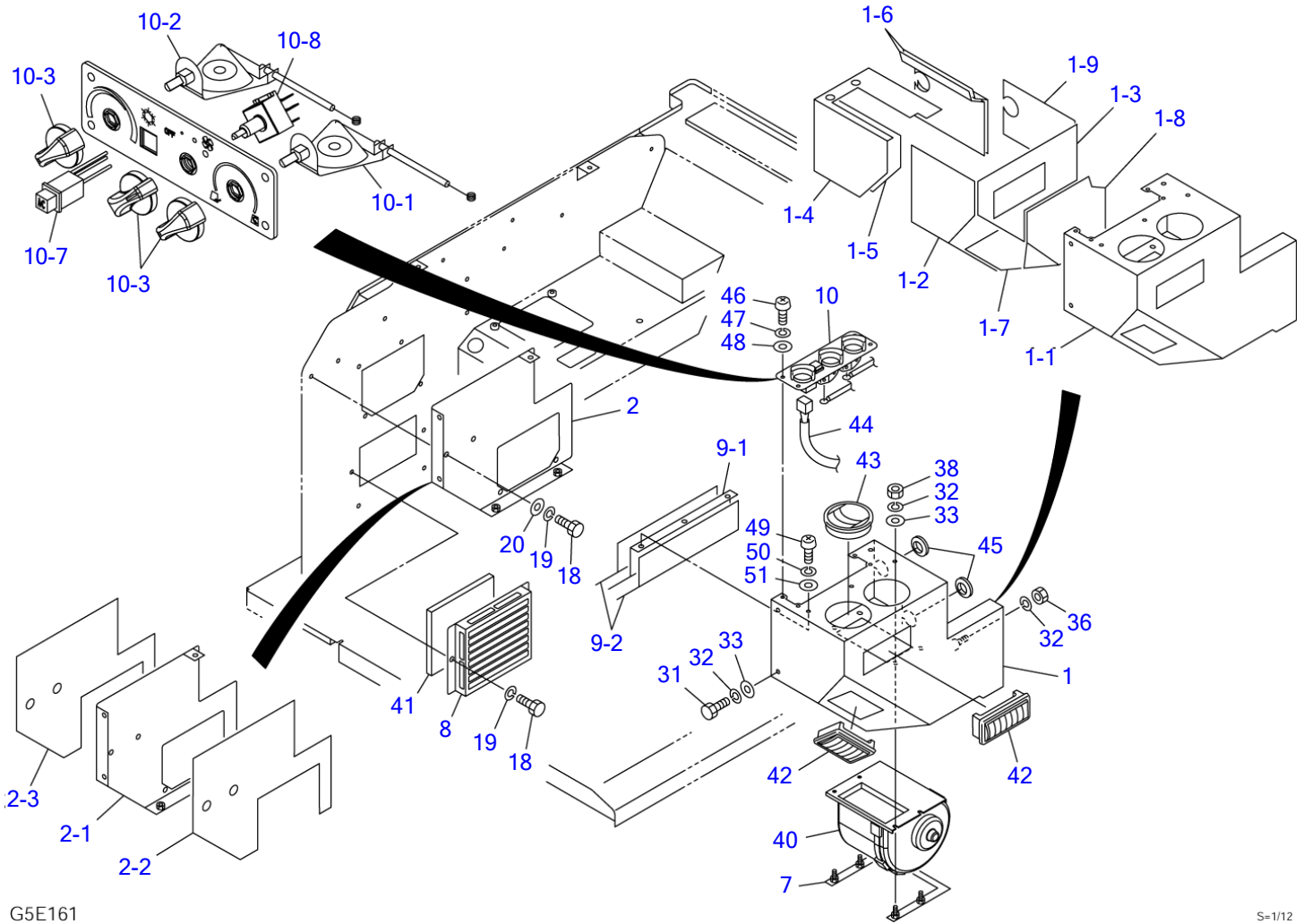
TB138FR Book No. BG5Z002 S/N 13810003-  
AIR CONDITIONER (3/7) (air conditioner unit)



**AIR CONDITIONER (3/7) (air conditioner unit)**

Item	Part number	Description	Q'ty	Chan.	Serial No.	Serv.	Remarks
		CONDITIONER ASSY, air					X03746-03000-0
0	X *****	UNIT ASSY	1				X03746-03700-2
3	0564531730	▪ BRACKET	1				
4	0564631230	▪ BRACKET	1				
5	0374603750	▪ COVER ASSY	1				see page (5/6)
6	0564630860	▪ BRACKET	1				
11	0564631240	▪ UNIT ASSY, air conditioner	1				see page (5/6)
12	1501910303	▪ CONNECTOR	1				
14	1911502200	▪ ADAPTOR	1				
15	1911502100	▪ VALVE	1				
16	1911500500	▪ CLAMP	6				
17	1652241300	▪ BAND	2				
18	1100040816	▪ BOLT	12				
19	1140020008	▪ WASHER, spring	16				
20	1141110008	▪ WASHER	18				
21	0564631200	▪ CLAMP	1				
22	0564631210	▪ RUBBER	1				
23	0564631220	▪ URETHANE	1				
24	1531325060	▪ PROTECTOR	1				sold by the meter
25	1911511835	▪ HOSE	1				sold by the meter
26	1911515110	▪ HOSE	1				sold by the meter
27	1911501820	▪ HOSE	1				sold by the meter
28	1531325090	▪ PROTECTOR	1				sold by the meter
29	1531325033	▪ PROTECTOR	2				sold by the meter
30	1531325012	▪ PROTECTOR	1				sold by the meter
32	1140020006	▪ WASHER, spring	1				
34	1653916023	▪ TRIM	1				sold by the meter
37	1100040650	▪ BOLT	1				
39	1911506008	▪ VALVE, water	1				
54	1100040814	▪ BOLT	4				
55	1110040814	▪ SCREW, cap	4				
56	1140420008	▪ WASHER, spring	4				
57	0097210300	▪ GUARD	1				
	G5e152						

TB138FR Book No. BG5Z002 S/N 13810003-  
AIR CONDITIONER (4/7) (air conditioner unit; 13810003-13810188)



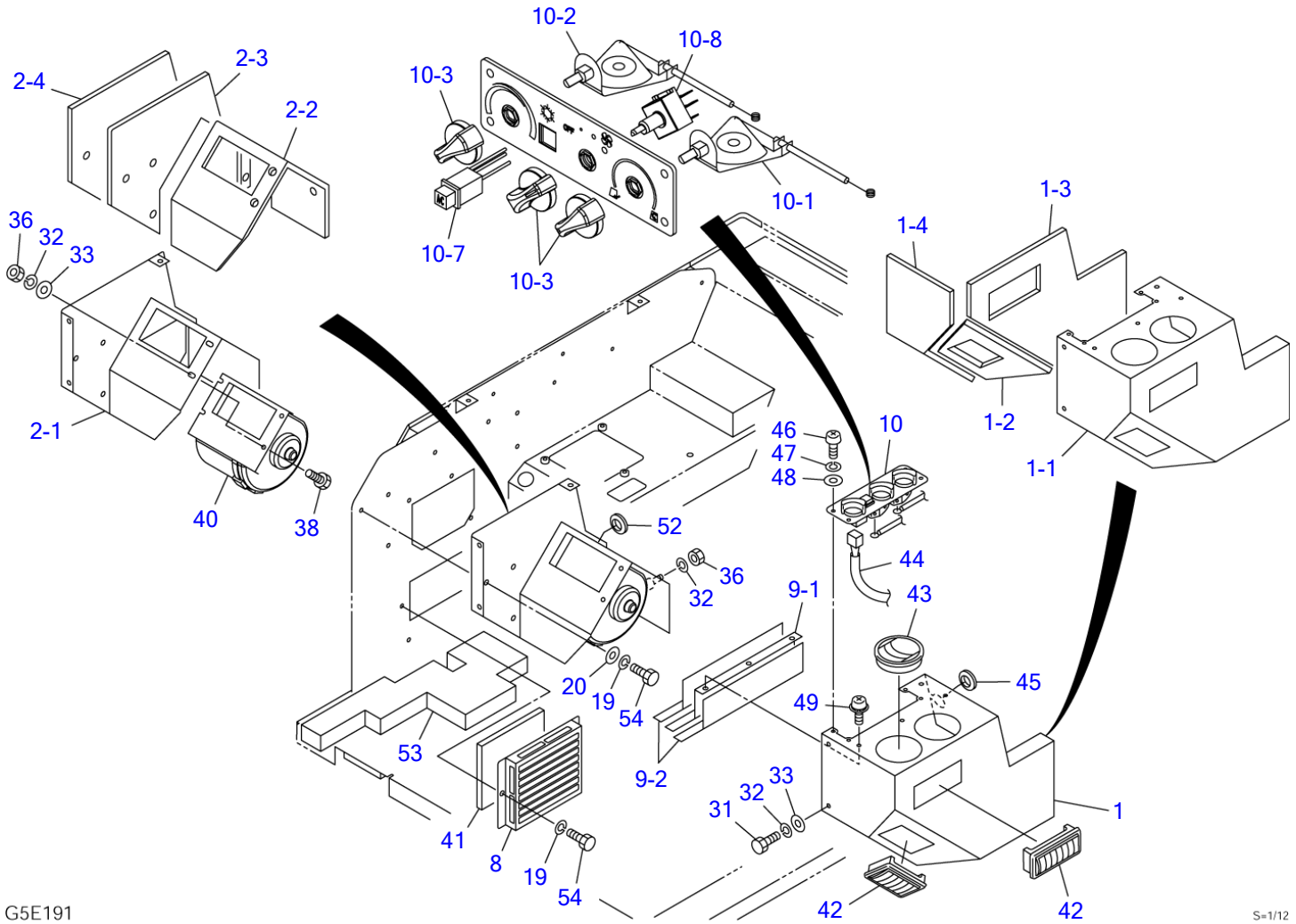
G5E161

S-1/12

**AIR CONDITIONER (4/7) (air conditioner unit; 13810003-13810188)**

Item	Part number	Description	Q'ty	Chan.	Serial No.	Serv.	Remarks
		CONDITIONER ASSY, air					X03746-03000-0
0	X *****	UNIT ASSY	1				X03746-03700-0
1	0564531710	· BOX ASSY	1				
1-1	0564531711	· · BOX	1				
1-2	0564531712	· · URETHANE	1				
1-3	0564531713	· · URETHANE	1				
1-4	0564531714	· · URETHANE	1				
1-5	0564531715	· · URETHANE	1				
1-6	0564531716	· · URETHANE	2				
1-7	0564531717	· · URETHANE	1				
1-8	0564531718	· · URETHANE	1				
1-9	0564531719	· · URETHANE	1				
2	0564531720	· PLATE ASSY	1				
2-1	0564531721	· · PLATE	1				
2-2	0564531722	· · URETHANE	1				
2-3	0564531723	· · RUBBER	1				
7	0564531770	· BRACKET	1				
8	0564631180	· COVER	1				
9	0564531780	· PLATE ASSY	1				
9-1	0564531781	· · PLATE	1				
9-2	0564531782	· · URETHANE	2				
10	1911509208	· PANEL ASSY, control	1				
10-1	1911509210	· · CONVERTER, cable control	1				M
10-2	1911509220	· · CONVERTER, cable control	1				M
10-3	1911505763	· · KNOB	3				M
10-7	1911505767	· · SWTCH, air con.	1				M
10-8	1911509280	· · ROTARY SWITCH, 3-speed	1				M
18	1100040816	· BOLT	4				
19	1140020008	· WASHER, spring	4				
20	1141110008	· WASHER	2				
31	1100040612	· BOLT	5				
32	1140020006	· WASHER, spring	10				
33	1141110006	· WASHER	9				
36	1130040006	· NUT	1				
38	1130040016	· NUT	4				
40	1911509206	· MOTOR, blower	1				
41	0564631190	· FILTER	1				
42	1911505723	· LOUVER	2				
43	1911505722	· LOUVER	2				
44	1911509205	· HARNESS, wiring	1				
45	1652053200	· GROMMET	2				
46	1120590510	· SCREW	4				
47	1140090005	· WASHER, spring	4				
48	1141190005	· WASHER	4				
49	1120590610	· SCREW	3				
50	1140090006	· WASHER, spring	3				
51	1141190006	· WASHER	3				
	<b>G5e161</b>						

TB138FR Book No. BG5Z002 S/N 13810003-  
AIR CONDITIONER (4/7) (air conditioner unit; 13810189-)



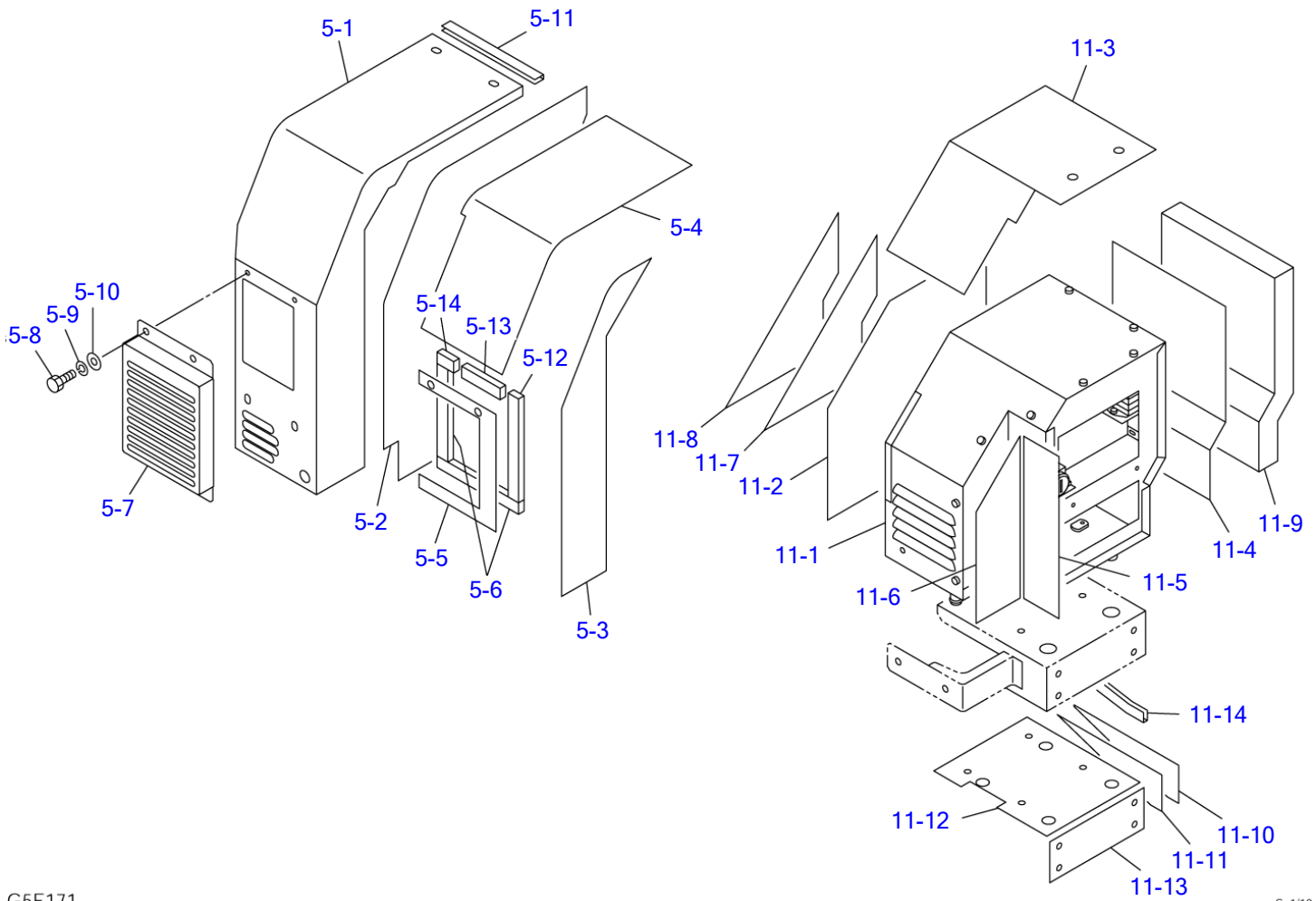
G5E191

S=1/12



**AIR CONDITIONER (4/7) (air conditioner unit; 13810189-)**

Item	Part number	Description	Q'ty	Chan.	Serial No.	Serv.	Remarks
		CONDITIONER ASSY, air					X03746-03000-0
0	X *****	UNIT ASSY	1				X03746-03700-2
1	0564532200	• BOX ASSY	1				
1-1	0564531870	• • BOX	1				
1-2	0564532210	• • INSULATOR	1				
1-3	0564532220	• • INSULATOR	1				
1-4	0564532230	• • INSULATOR	1				
2	0564532300	• PLATE ASSY	1				
2-1	0564532310	• • PLATE	1				
2-2	0564532320	• • INSULATOR	1				
2-3	0564532330	• • INSULATOR	1				
2-4	0564532340	• • INSULATOR	1				
8	0564631180	• COVER	1				
9	0564631300	• PLATE ASSY	1				
9-1	0564631310	• • PLATE	1				
9-2	0564631320	• • URETHANE	2				
10	1911509208	• PANEL ASSY, control	1				
10-1	1911509210	• • CONVERTER, cable control	1				
10-2	1911509220	• • CONVERTER, cable control	1				
10-3	1911505763	• • KNOB	3				
10-7	1911505767	• • SWTCH, air con.	1				
10-8	1911509280	• • ROTARY SWITCH, 3-speed	1				
19	1140020008	• WASHER, spring	4				
20	1141110008	• WASHER	2				
31	1100040612	• BOLT	5				
32	1140020006	• WASHER, spring	8				
33	1141110006	• WASHER	7				
36	1130040006	• NUT	3				
38	1100040616	• BOLT	2				
40	1911509206	• MOTOR, blower	1				
41	0564631190	• FILTER	1				
42	1911505723	• LOUVER	2				
43	1911505722	• LOUVER	2				
44	1911509205	• HARNESS, wiring	1				
45	1652053200	• GROMMET	1				
46	1120590510	• SCREW	4				
47	1140090005	• WASHER, spring	4				
48	1141190005	• WASHER	4				
49	1150420614	• SCREW	3				
52	1652053600	• GROMMET	1				
53	0564631256	• INSULATOR	1				
54	1100040814	• BOLT	6				
	G5e191						



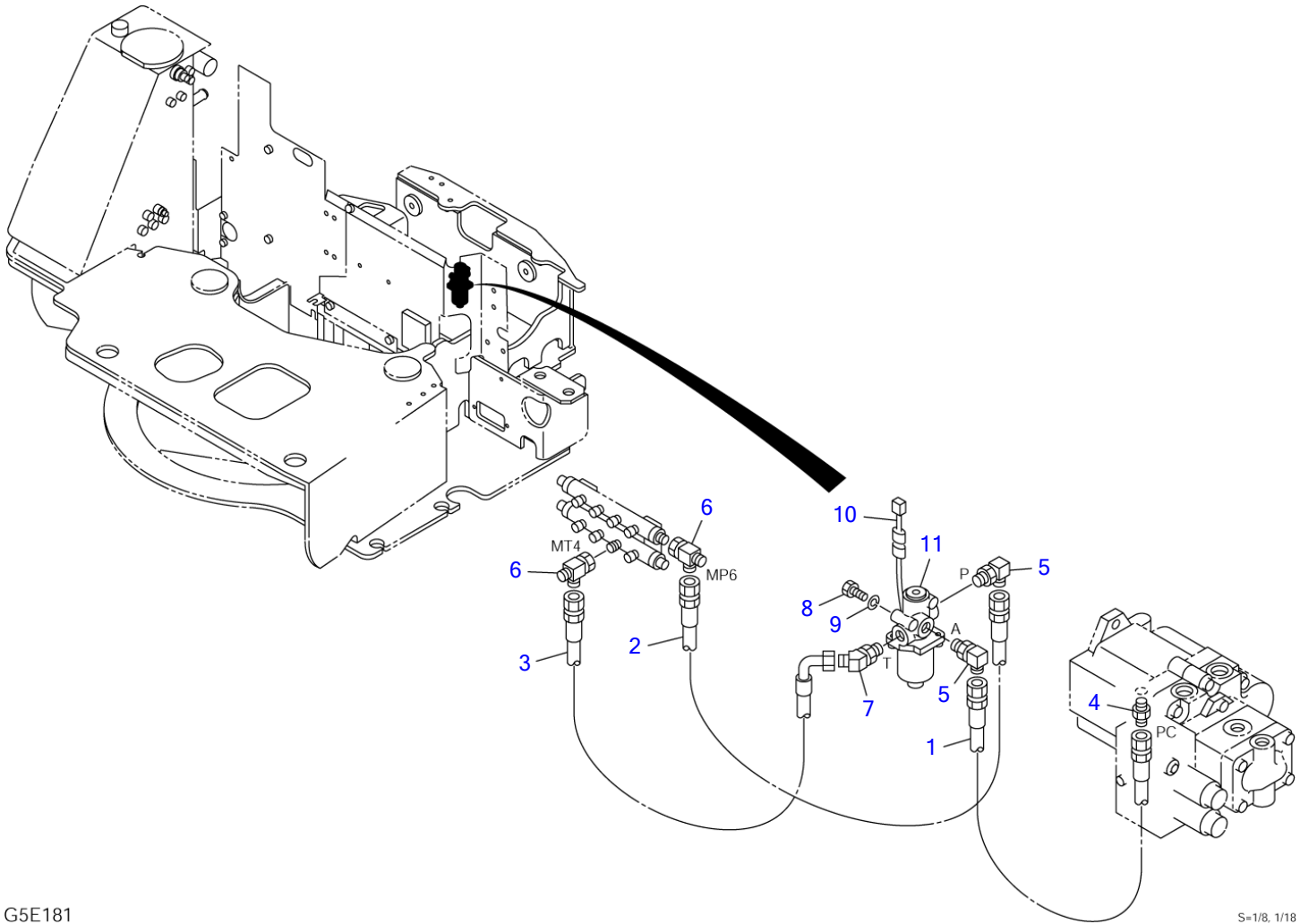
G5E171

S=1/10

**AIR CONDITIONER (5/7) (air conditioner unit)**

Item	Part number	Description	Q'ty	Chan.	Serial No.	Serv.	Remarks
		CONDITIONER ASSY, air					X03746-03000-0
0	X *****	UNIT ASSY	1				X03746-03700-2
5	0374603750	· COVER ASSY	1				
5-1	0374603780	· · COVER	1				
5-2	0374603781	· · INSULATOR	1				
5-3	0374603782	· · INSULATOR	1				
5-4	0374603783	· · INSULATOR	1				
5-5	0374603784	· · INSULATOR	1				
5-6	1654304017	· · SPONGE	2				sold by the meter
5-7	0374603770	· · COVER	1				
5-8	1100040816	· · BOLT	2				
5-9	1140020008	· · WASHER, spring	2				
5-10	1141110008	· · WASHER	2				
5-11	1654606018	· · RUBBER	1				sold by the meter
5-12	1654304019	· · SPONGE	1				sold by the meter
5-13	1654304009	· · SPONGE	1				sold by the meter
5-14	1654304004	· · SPONGE	1				sold by the meter
11	0374631240	· UNIT ASSY, air conditioner	1				
11-1	1911509230	· UNIT, air conditioner	1				see page (7/7)
11-2	0564631113	· · INSULATOR	1				
11-3	0564631102	· · INSULATOR	1				
11-4	0564631114	· · INSULATOR	1				
11-5	0564631116	· · INSULATOR	1				
11-6	0564631117	· · INSULATOR	1				
11-7	0564631106	· · INSULATOR	1				
11-8	0564631107	· · URETHANE	1				
11-9	0564631115	· · URETHANE	1				
11-10	0564631109	· · INSULATOR	1				
11-11	0564631110	· · INSULATOR	1				
11-12	0564631111	· · INSULATOR	1				
11-13	0564631112	· · INSULATOR	1				
11-14	1653916022	· · TRIM	1				sold by the meter
	G5e172						

TB138FR Book No. BG5Z002 S/N 13810003-  
AIR CONDITIONER (6/7) (air conditioner solenoid)

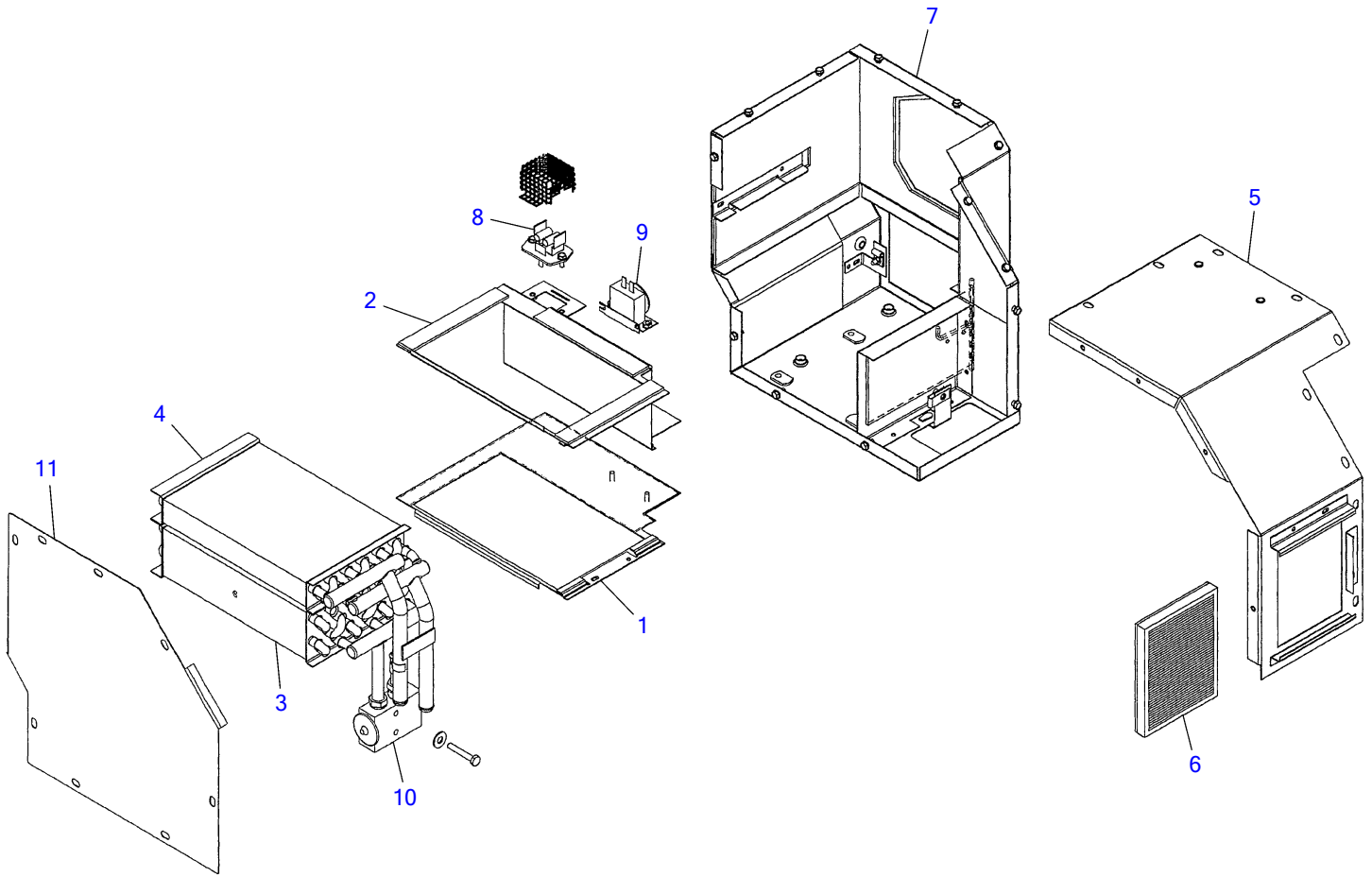


G5E181

S=1/8, 1/18

**AIR CONDITIONER (6/7) (air conditiner solenoid)**

Item	Part number	Description	Q'ty	Chan.	Serial No.	Serv.	Remarks
		CONDITIONER ASSY, air					X03746-03000-0
0	X *****	SOLENOID ASSY, air conditioner	1				X03746-03400-2
1	<b>0374603410</b>	• HOSE ASSY	1				18010-22100
2	<b>0374603420</b>	• HOSE ASSY	1				18010-22065
3	<b>0374603430</b>	• HOSE ASSY	1				18015-52050
4	<b>1515600200</b>	• ADAPTOR	1				
	<b>1420010110</b>	• • O-RING	1				
5	<b>1515012040</b>	• ELBOW	2				
	<b>1420010110</b>	• • O-RING	1				
6	<b>1513390015</b>	• TEE	2				
7	<b>1515100110</b>	• ELBOW	1				
	<b>1420010110</b>	• • O-RING	1				
8	<b>1100040616</b>	• BOLT	2				
9	<b>1140020006</b>	• WASHER, spring	2				
10	<b>0564630901</b>	• HARNESS	1				
11	<b>1901746600</b>	• VALVE, solenoid	1				
	<b>G5e181</b>						



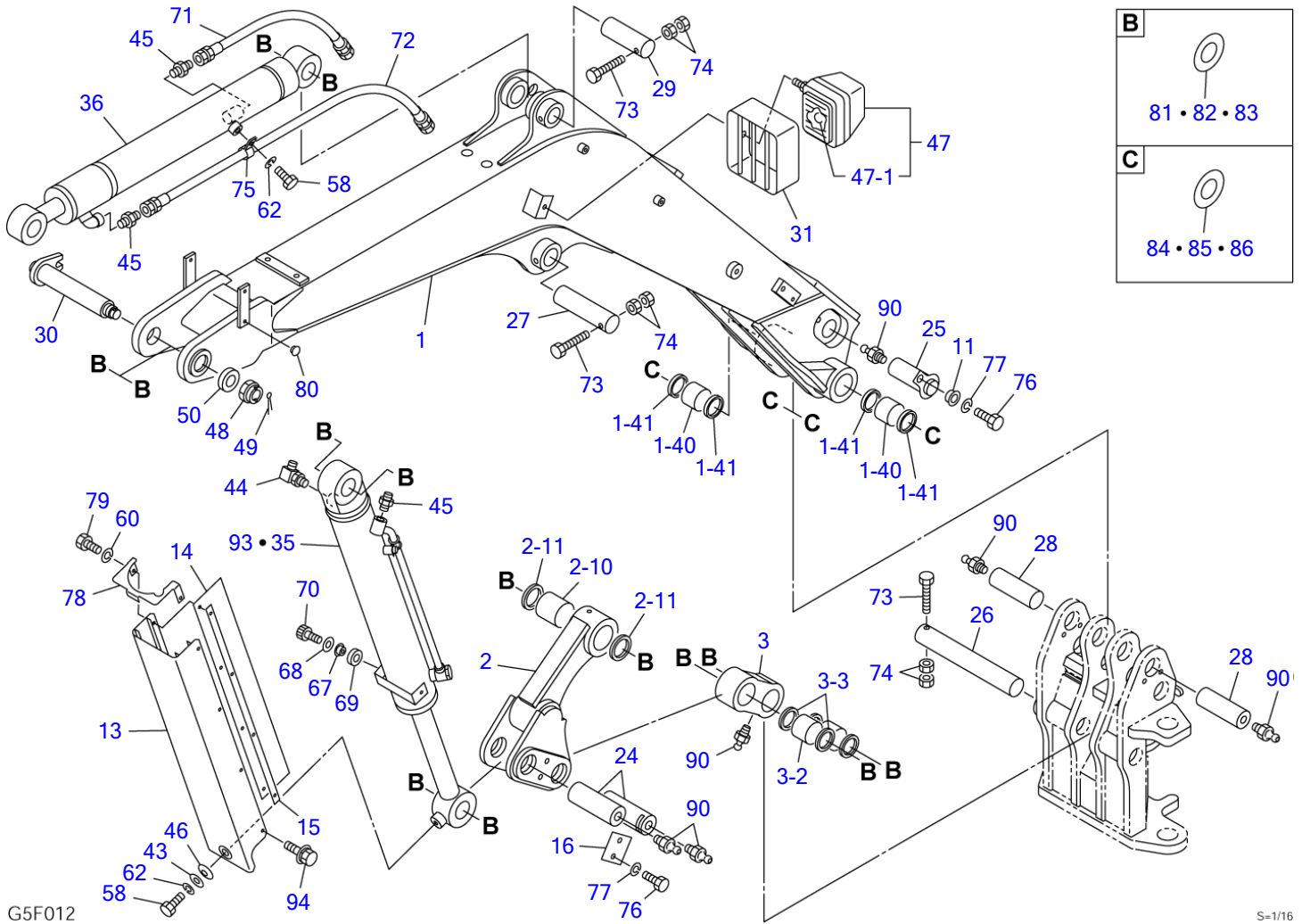
L5E230

S=free

**AIR CONDITIONER (7/7)**

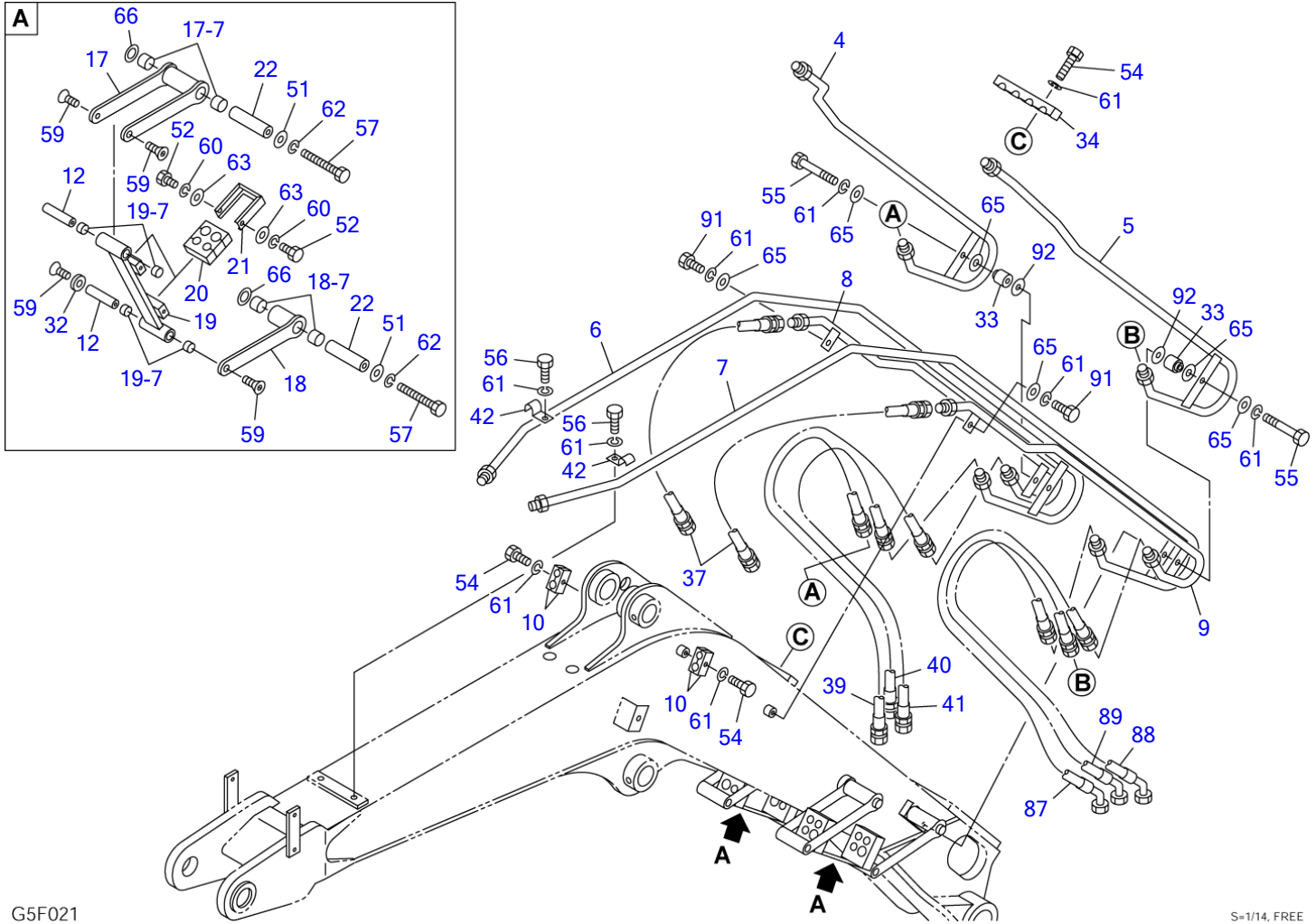
Item	Part number	Description	Q'ty	Chan.	Serial No.	Serv.	Remarks
0	<b>1911509230</b>	UNIT, air conditioner	1				
1	<b>1911509231</b>	▪ COVER	1				
2	<b>1911509232</b>	▪ COVER	1				
3	<b>1911509233</b>	▪ CORE, evaporator	1				
4	<b>1911509234</b>	▪ CORE, heater	1				
5	<b>1911509235</b>	▪ COVER	1				
6	<b>1911509413</b>	▪ FILTER	1				
7	<b>1911509236</b>	▪ HOUSING	1				
8	<b>1911506343</b>	▪ RESISTOR	1				M
9	<b>1911505421</b>	▪ THERMOSTAT	1				M
10	<b>1911505422</b>	▪ VALVE, expansion	1				M
11	<b>1911509411</b>	▪ COVER	1				
	<b>L5e231</b>						

TB138FR Book No. BG5Z002 S/N 13810003-  
BOOM (1/2)





BOOM (1/2)							
Item	Part number	Description	Qty	Chan.	Serial No.	Serv.	Remarks
		BOOM ASSY	1				X03760-14000-6
		BOOM ASSY (U.S. TAKEUCHI)	1				X03760-14700-6
1	0376014100	BOOM	1				
1-40	0002200016	• BUSHING	2				
1-41	1432200050	• SEAL, dust	4				
2	0376010300	LINK ASSY, boom	1				
2-10	0002400067	• BUSHING	1				
2-11	1432200045	• SEAL, dust	2				
3	0376009320	LINK	1				
3-2	0002400067	• BUSHING	2				
3-3	1432200045	• SEAL, dust	4				
11	0356018580	COLLAR	1				
13	0376014400	COVER	1				
14	0376014420	RUBBER	2				
15	0376009371	PLATE	2				
16	0376009372	PLATE	1				
24	0376009400	PIN	2				
25	0376009410	PIN	1				
26	0011504330	PIN	1				
27	0011504165	PIN	1				
28	0376009420	PIN	2				
29	0001604160	PIN	1				
30	0011904007	PIN	1				
31	0056031510	PROTECTOR	1				
35	1900100400	CYLINDER, boom	1				
36	1900091400	CYLINDER, arm	1				
43	0003600020	WASHER	1				
44	1515010041	ELBOW	1				
	1420010140	• O-RING	1				
45	1515600201	ADAPTOR	3				
	1420010140	• O-RING	1				
46	1225120016	WASHER, conical	1				
47	1703006100	LAMP ASSY	1				
47-1	1703006106	• BULB	1				
48	1132630030	NUT	1				
49	1210010655	PIN, split	1				
50	0003900020	WASHER	1				
58	1100041016	BOLT	2				
60	1140020006	WASHER, spring	2				
62	1140020010	WASHER, spring	2				
67	0396011710	COLLAR	2				
68	0003600079	WASHER	2				
69	1300206003	BEARING	2				
70	1110040812	SCREW, cap	2				
71	1801720075	HOSE ASSY	1				
72	1801720131	HOSE ASSY	1				
73	1103041085	BOLT	3				
74	1130240010	NUT	6				
75	0007300058	CLAMP	1				
76	1101041220	BOLT	3				
77	1140020012	WASHER, spring	3				
78	0376014410	COVER	1				
79	1100040620	BOLT	2				
80	1652533016	CAP	2				
81	0003600055	SHIM	AR				t=0.2mm
82	0003600056	SHIM	AR				t=0.5mm
83	0456008600	SHIM	AR				t=1.0mm
84	0003600060	SHIM	AR				t=0.2mm
85	0003600061	SHIM	AR				t=0.5mm
86	0003600097	SHIM	AR				t=1.0mm
90	1560001000	FITTING, grease	6				
93	1900102500	CYLINDER, boom	1				U.S. TAKEUCHI
94	1100560616	BOLT	6				
	G5f012						

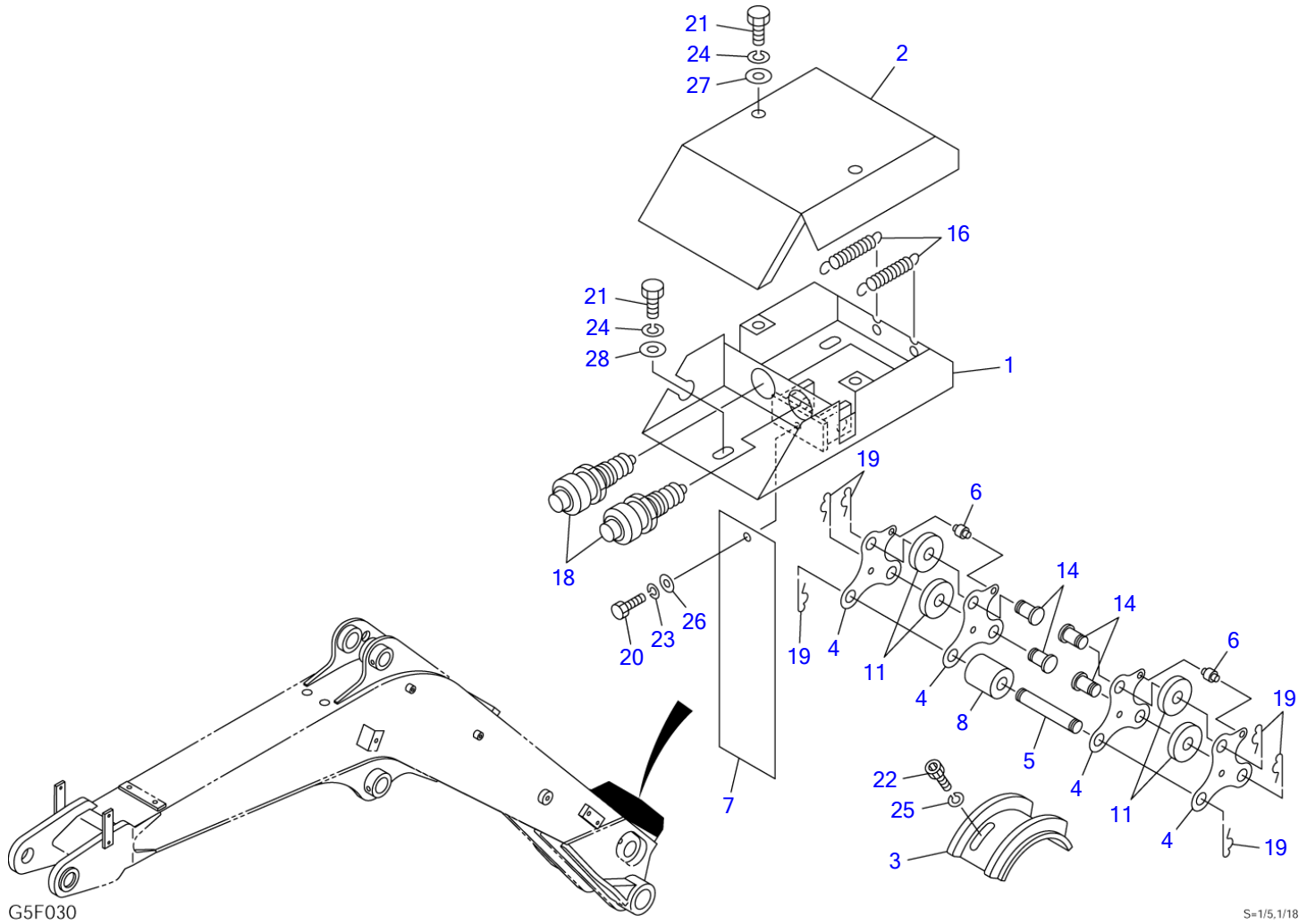


G5F021

S=1/14, FREE

BOOM (2/2)						
Item	Part number	Description	Q'ty	Chan.	Serial No.	Serv. Remarks
		BOOM ASSY	1			X03760-14000-6
		BOOM ASSY (U.S. TAKEUCHI)	1			X03760-14700-6
4	0356017310	PIPE (R.H.)	1			
5	0356017320	PIPE (L.H.)	1			
6	0376014500	PIPE (R.H.)	1			
7	0376014510	PIPE (L.H.)	1			
8	0356015350	PIPE (R.H.)	1			
9	0356015360	PIPE (L.H.)	1			
10	0376014320	CLAMP	4			
12	0356017490	SHAFT	4			
17	0376014350	ARM	2			
17-7	1333002015	· BUSHING	4			
18	0376014370	ARM	2			
18-7	1333002015	· BUSHING	4			
19	0356017440	LINK	2			
19-7	1333001515	· BUSHING	8			
20	0376014430	RUBBER	4			
21	0356017470	HOLDER	4			
22	0356018600	SHAFT	4			
32	0356015500	WASHER	2			
33	0356015510	COLLAR	2			
34	0436007800	CLAMP	1			
37	0356018620	HOSE ASSY	2			18015-20045
39	0376014440	HOSE ASSY	1			18015-20150
40	0376014450	HOSE ASSY	1			18015-20130
41	0376014460	HOSE ASSY	1			18015-20127
42	0577307100	CLAMP	2			
51	0003600178	WASHER	4			
52	1100040616	BOLT	8			
54	1100040840	BOLT	4			
55	1100040870	BOLT	2			
56	1100040830	BOLT	2			
57	1100041090	BOLT	4			
59	1120800820	SCREW	8			
60	1140020006	WASHER, spring	8			
61	1140020008	WASHER, spring	10			
62	1140020010	WASHER, spring	4			
63	1141110006	WASHER	16			
65	0003608252	WASHER	6			
66	0003600025	WASHER	4			
87	0376014470	HOSE ASSY	1			18015-27150
88	0376014480	HOSE ASSY	1			18015-27130
89	0376014490	HOSE ASSY	1			18015-27127
91	1100040820	BOLT	2			
92	0003900039	WASHER	2			
	G5f022					

TB138FR Book No. BG5Z002 S/N 13810003-  
INTERFERENCE SENSOR



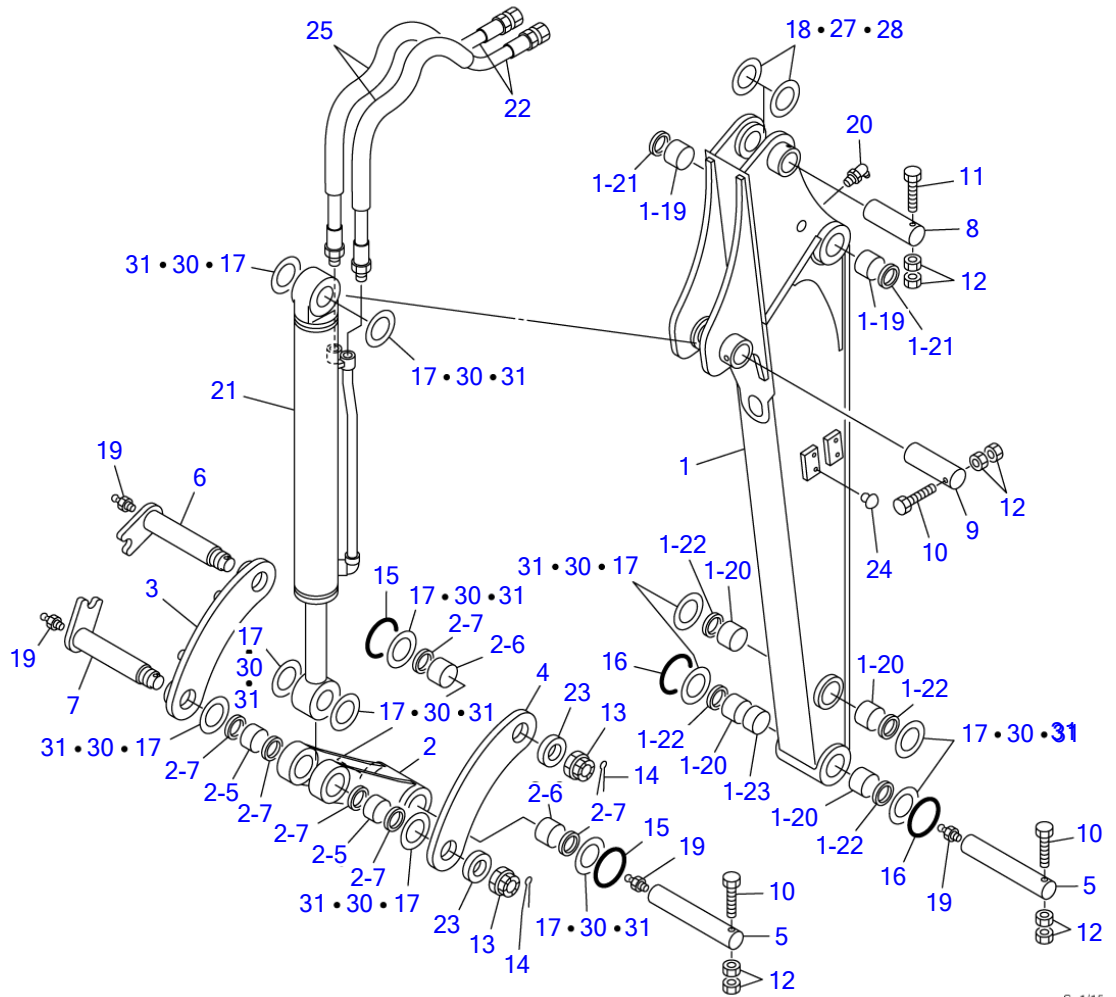
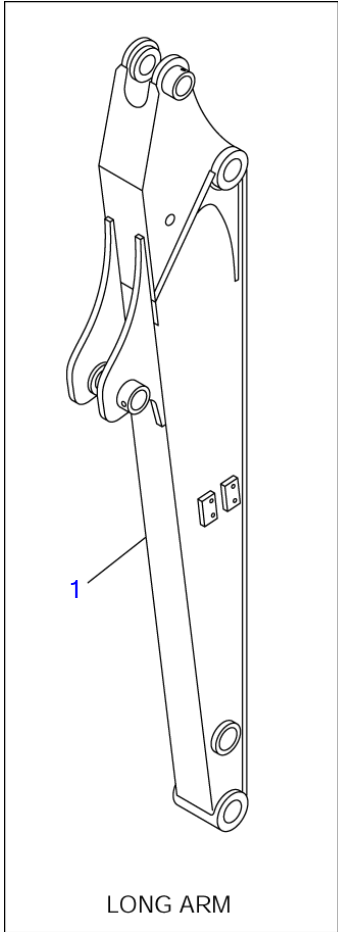
G5F030

S=1/5,1/18

**INTERFERENCE SENSOR**

Item	Part number	Description	Q'ty	Chan.	Serial No.	Serv.	Remarks
		SWITCH ASSY, boom					X03760-14900-0
1	0356018910	BOX, switch	1				
2	0356018820	COVER	1				
3	0376014910	PLATE	1				
4	0356015840	PLATE	4				
5	0356015850	PIN	1				
6	0356015860	PIN	2				
7	0356015870	RUBBER	1				
8	0356018940	COLLAR	1				
11	0336032130	COLLAR	4				
14	0336032160	PIN	4				
16	0143283500	SPRING	2				
18	1700000014	SWITCH	2				
19	1214000008	PIN, snap	6				
20	1100040616	BOLT	1				
21	1100040816	BOLT	5				
22	1110040616	SCREW, cap	2				
23	1140020006	WASHER, spring	1				
24	1140020008	WASHER, spring	5				
25	1140420006	WASHER, spring	2				
26	1141110006	WASHER	1				
27	1141110008	WASHER	2				
28	0003600011	WASHER	3				
	<b>G5f030</b>						

TB138FR Book No. BG5Z002 S/N 13810003-  
ARM

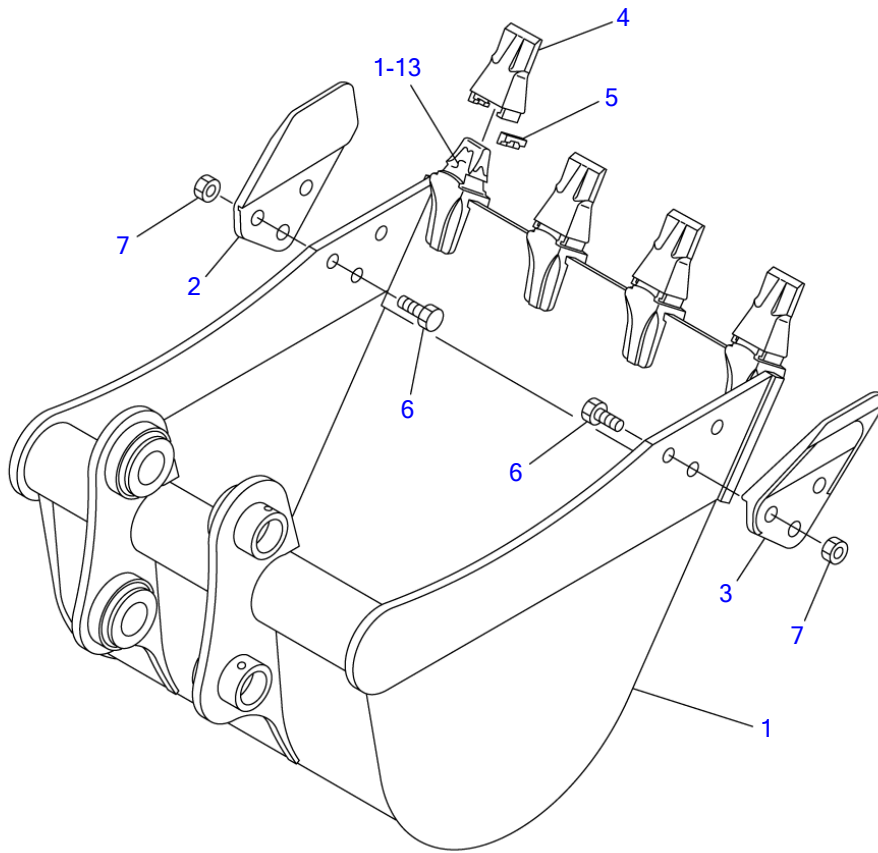


G5F040

S-1/15

<b>ARM</b>							
Item	Part number	Description	Q'ty	Chan.	Serial No.	Serv.	Remarks
		ARM ASSY					X03761-16500-1
		ARM ASSY (with 2nd aux. lines)					X03761-18000-0
		LONG ARM ASSY					X03761-16600-1
		LONG ARM ASSY (with 2nd aux. lines)					X03761-18500-0
1	<b>0376112100</b>	ARM SUB ASSY	1				
	<b>0376118100</b>	ARM SUB ASSY	1				with 2nd aux. lines
	<b>0376111100</b>	ARM SUB ASSY, long	1				
	<b>0376118600</b>	ARM SUB ASSY, long	1				with 2nd aux. lines
1-19	<b>0002400022</b>	• BUSHING	2				
1-20	<b>0002400019</b>	• BUSHING	4				
1-21	<b>1432200045</b>	• SEAL, dust	2				
1-22	<b>1432200040</b>	• SEAL, dust	4				
1-23	<b>0003043000</b>	• COLLAR	1				
2	<b>0376110300</b>	LINK ASSY, bucket	1				
2-5	<b>0002100031</b>	• BUSHING	2				
2-6	<b>0002400019</b>	• BUSHING	2				
2-7	<b>1432200040</b>	• SEAL, dust	6				
3	<b>0376100300</b>	LINK, guide (R.H.)	1				
4	<b>0456100500</b>	LINK, guide (L.H.)	1				
5	<b>0001524004</b>	PIN	2				
6	<b>0001793001</b>	PIN	1				
7	<b>0001793002</b>	PIN	1				
8	<b>0001604130</b>	PIN	1				
9	<b>0001603130</b>	PIN	1				
10	<b>1103041080</b>	BOLT	3				
11	<b>1103041085</b>	BOLT	1				
12	<b>1130240010</b>	NUT	8				
13	<b>1132630030</b>	NUT	2				
14	<b>1210010655</b>	PIN, split	2				
15	<b>1432900003</b>	O-RING	2				
16	<b>1432900046</b>	O-RING	2				
17	<b>0436011300</b>	SHIM t=1.0	AR				
18	<b>0456008600</b>	SHIM t=1.0	AR				
19	<b>1560001000</b>	FITTING, grease	4				
20	<b>1560001675</b>	FITTING, grease	1				
21	<b>1900097100</b>	CYLINDER, bucket	1				
22	<b>0376110400</b>	HOSE ASSY	2				18015-22090
	<b>1801522118</b>	HOSE ASSY	2				for long arm
23	<b>0003900013</b>	WASHER	2				
24	<b>1652533016</b>	CAP	4				
	<b>1652533016</b>	CAP	8				with 2nd aux. lines
25	<b>1531335100</b>	PROTECTOR (for long arm)	1				sold by the meter
27	<b>0003600056</b>	SHIM t=0.5	AR				
28	<b>0003600055</b>	SHIM t=0.2	AR				
30	<b>0003600036</b>	SHIM t=0.5	AR				
31	<b>0003600035</b>	SHIM t=0.2	AR				
	<b>G5f040</b>						

TB138FR Book No. BG5Z002 S/N 13810003-  
BUCKET



570 WIDE / STANDARD

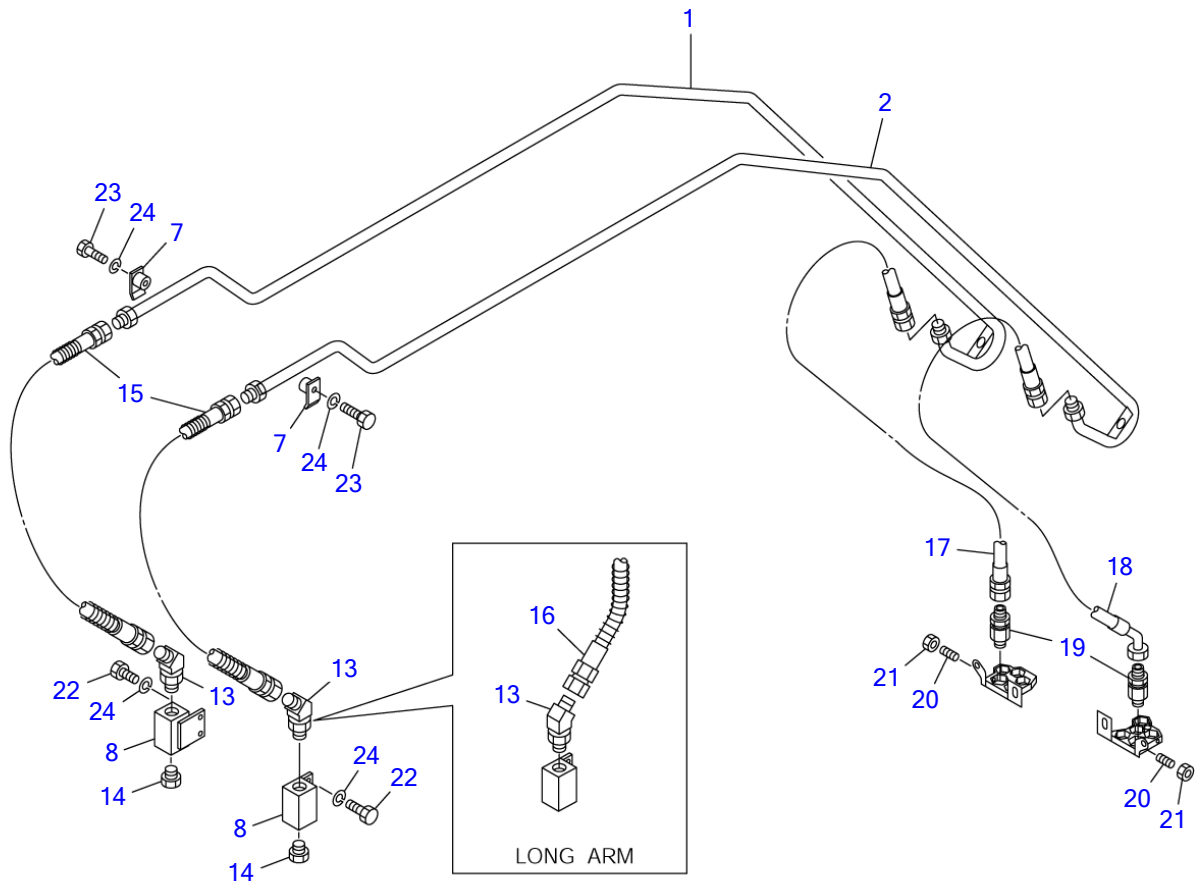
G5F050

S=1/8



Item	Part number	Description	BUCKET			Remarks
			Q'ty	Chan.	Serial No.	
0	<b>0376218000</b>	BUCKET ASSY	1			570wide
1	X *****	▪ BUCKET	1			
1-13	<b>1914201201</b>	▪ ▪ ADAPTOR, tooth	4			
2	<b>0436201200</b>	▪ CUTTER (R.H.)	1			
3	<b>0436201300</b>	▪ CUTTER (L.H.)	1			
4	<b>1914201202</b>	▪ POINT, tooth	4			
5	<b>1914201203</b>	▪ PIN, lock	4			
6	<b>1100041635</b>	▪ BOLT	6			
7	<b>1130050016</b>	▪ NUT	6			
	<b>G5f050</b>					

TB138FR Book No. BG5Z002 S/N 13810003-  
AUXILIARY LINE



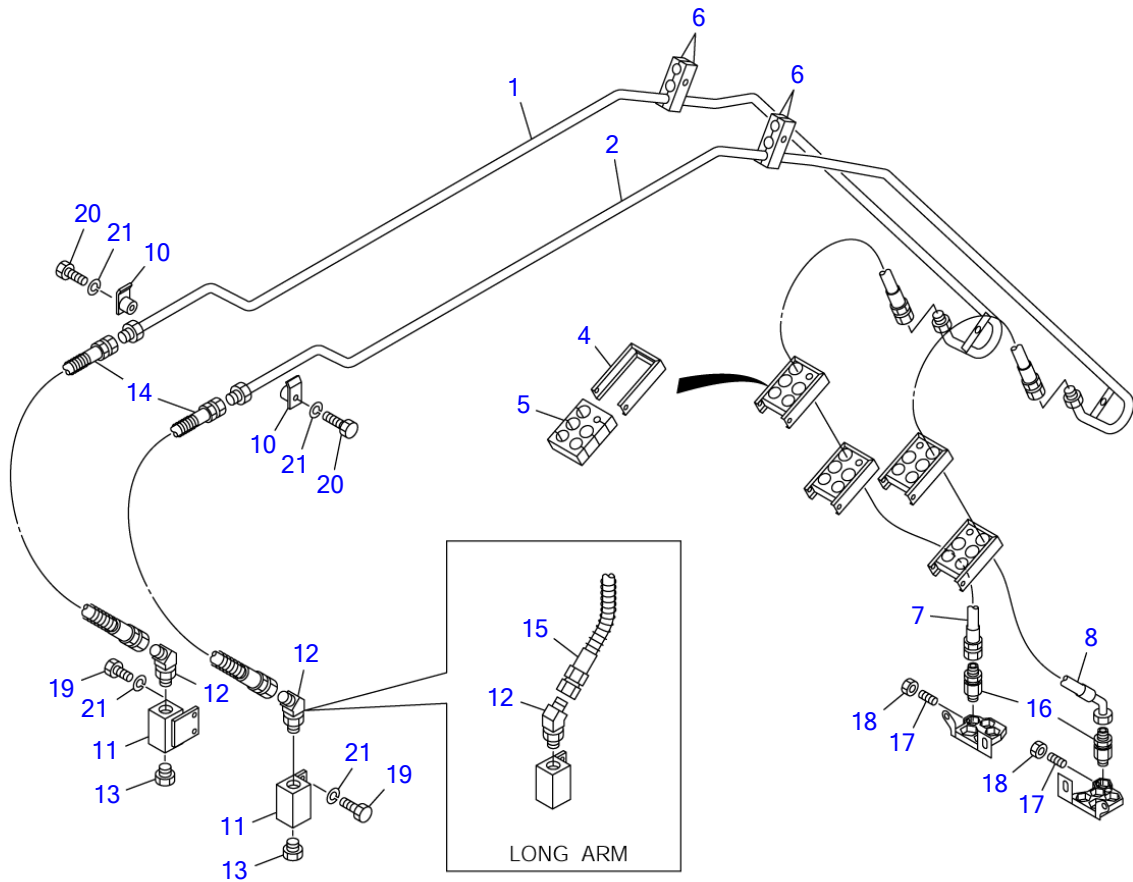
G5F060

S=1/12

**AUXILIARY LINE**

Item	Part number	Description	Q'ty	Chan.	Serial No.	Serv.	Remarks
0	<b>0377311000</b>	AUXILIARY LINE ASSY	1				X03773-11000-1
	<b>0377311100</b>	AUXILIARY LINE ASSY (long arm)	1				X03773-11100-1
1	<b>0377311030</b>	• PIPE (R.H.)	1				
2	<b>0377311040</b>	• PIPE (L.H.)	1				
7	<b>0396015270</b>	• CLAMP	2				
8	<b>1901719800</b>	• VALVE, stop	2				
13	<b>1515100112</b>	• ELBOW	2				
	<b>1420010180</b>	• • O-RING	1				
14	<b>1501750004</b>	• PLUG	2				
	<b>1420010180</b>	• • O-RING	1				
15	<b>1801640078</b>	• HOSE ASSY	2				
16	<b>1801640121</b>	• HOSE ASSY	2				long arm
17	<b>0377311050</b>	• HOSE ASSY	1				18015-40145
18	<b>0377311060</b>	• HOSE ASSY	1				18015-47145
19	<b>1514011104</b>	• ADAPTOR	2				
20	<b>1121040610</b>	• SET-SCREW	2				
21	<b>1130040006</b>	• NUT	2				
22	<b>1100040816</b>	• BOLT	4				
23	<b>1100040835</b>	• BOLT	2				
24	<b>1140020008</b>	• WASHER, spring	6				
	<b>G5f061</b>						

TB138FR Book No. BG5Z002 S/N 13810003-  
2ND AUXILIARY LINE



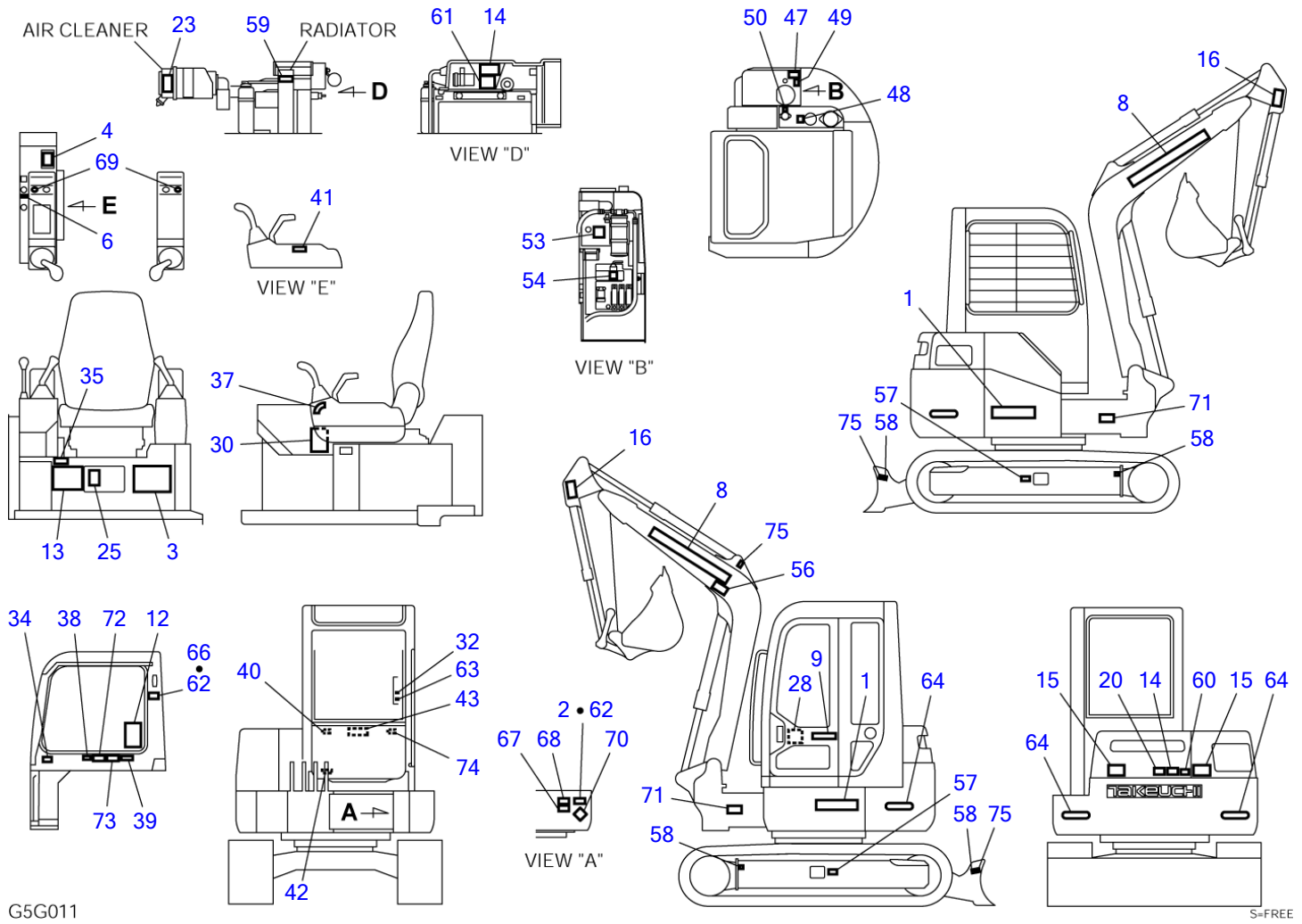
G5F070

S=1/12

**2ND AUXILIARY LINE**

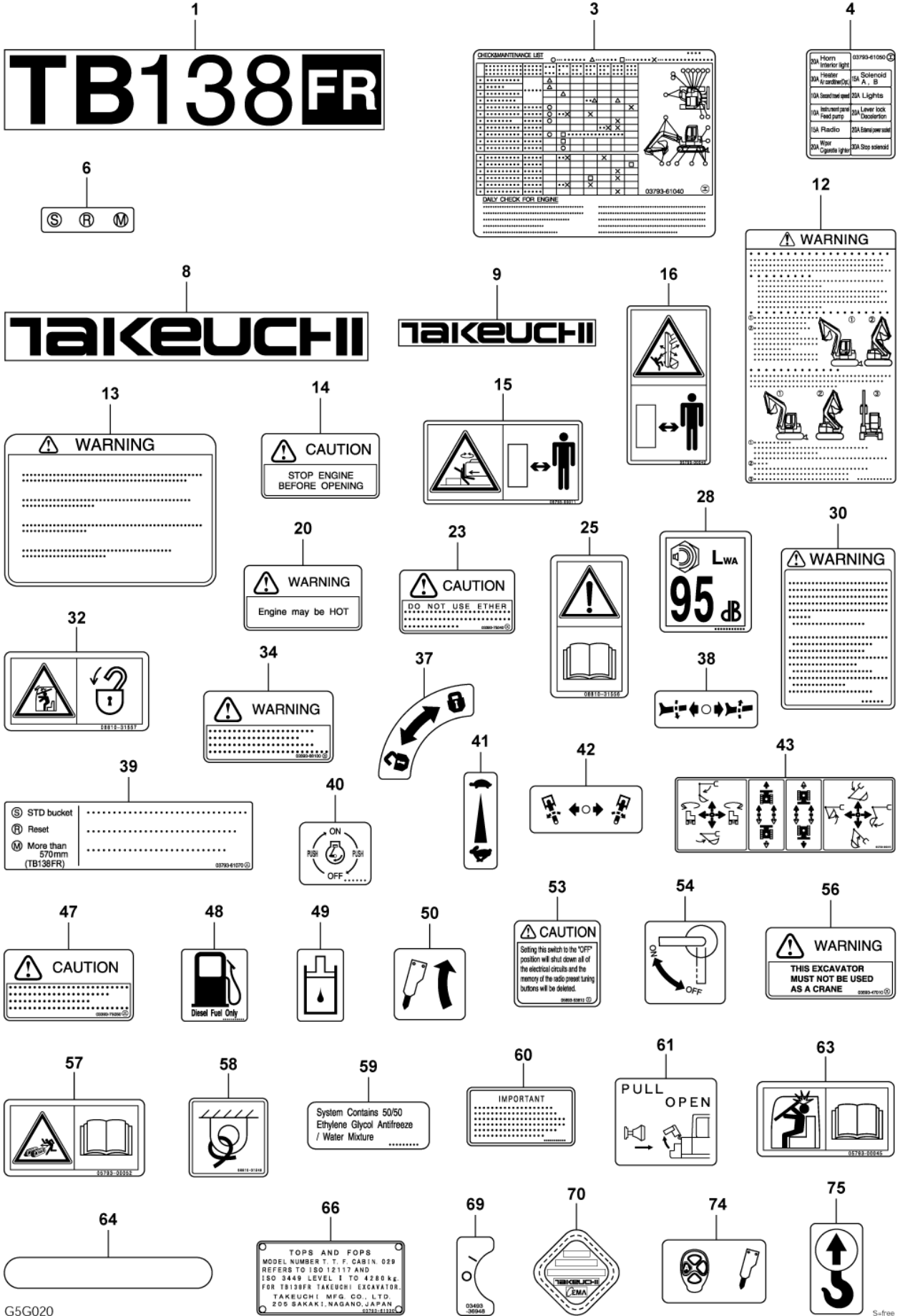
Item	Part number	Description	Q'ty	Chan.	Serial No.	Serv.	Remarks
0	<b>0377311700</b>	LINE ASSY, 2nd auxiliary	1				X03773-11700-1
	<b>0377311800</b>	LINE ASSY, 2nd auxiliary (long arm)	1				X03773-11800-1
1	<b>0377311710</b>	▪ PIPE (R.H.)	1				
2	<b>0377311720</b>	▪ PIPE (L.H.)	1				
4	<b>0377311740</b>	▪ HOLDER	4				
5	<b>0377311750</b>	▪ RUBBER	4				
6	<b>0377311760</b>	▪ CLAMP	4				
7	<b>0377311770</b>	▪ HOSE ASSY	1				18015-20150
8	<b>0377311780</b>	▪ HOSE ASSY	1				18015-27150
10	<b>0577307100</b>	▪ CLAMP	2				
11	<b>1901719800</b>	▪ VALVE, stop	2				
12	<b>1515100047</b>	▪ ELBOW	2				
	<b>1420010440</b>	▪ ▪ O-RING	1				
13	<b>1501750004</b>	▪ PLUG	2				
	<b>1420010180</b>	▪ ▪ O-RING	1				
14	<b>1801620069</b>	▪ HOSE ASSY	2				
15	<b>1801620110</b>	▪ HOSE ASSY	2				long arm
16	<b>1514011103</b>	▪ ADAPTOR	2				
17	<b>1121040610</b>	▪ SET-SCREW	2				
18	<b>1130040006</b>	▪ NUT	2				
19	<b>1100040816</b>	▪ BOLT	4				
20	<b>1100040835</b>	▪ BOLT	2				
21	<b>1140020008</b>	▪ WASHER, spring	6				
	<b>G5f071</b>						

TB138FR Book No. BG5Z002 S/N 13810003-  
DECAL (cab)

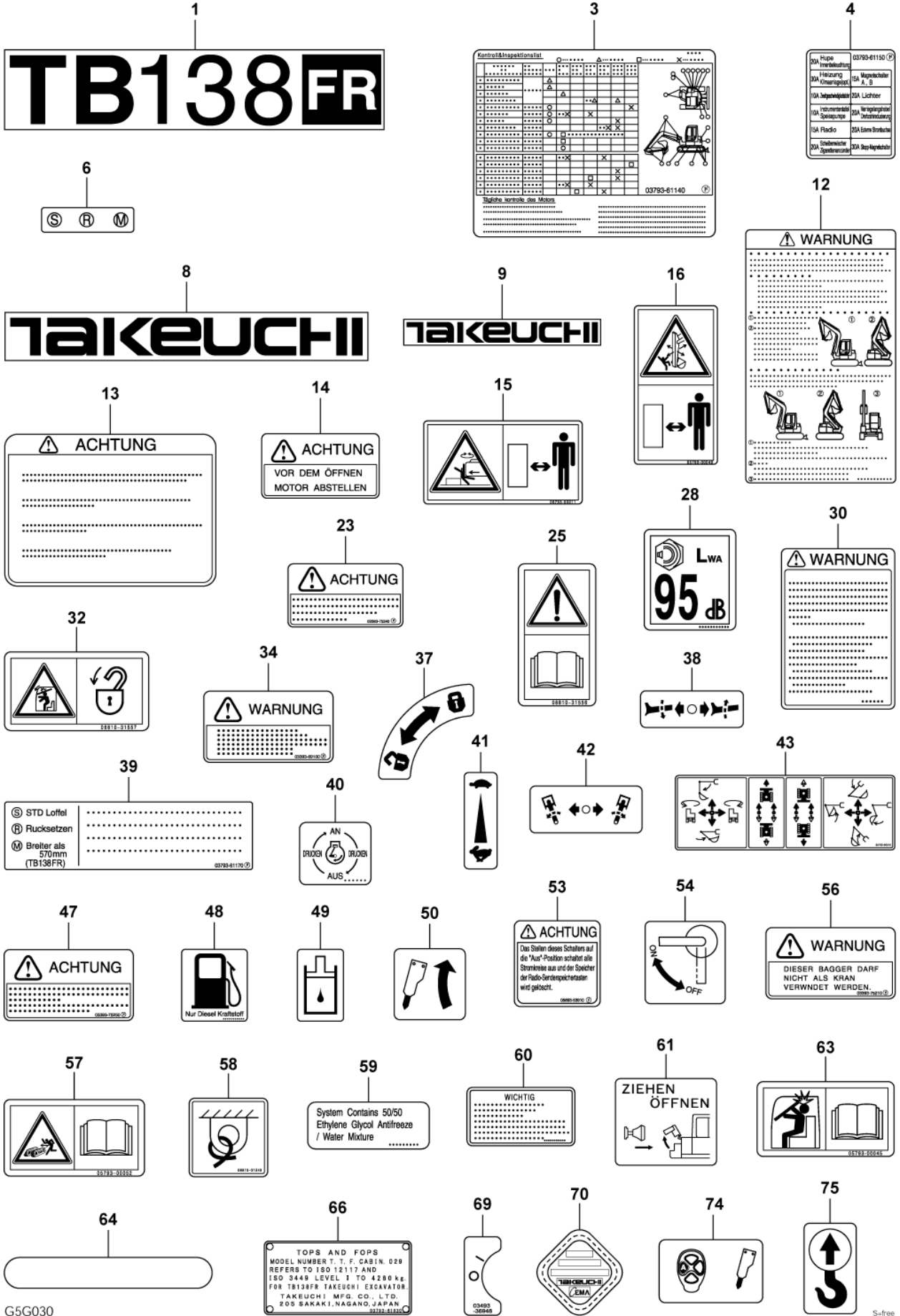


G5G011

S-FREE

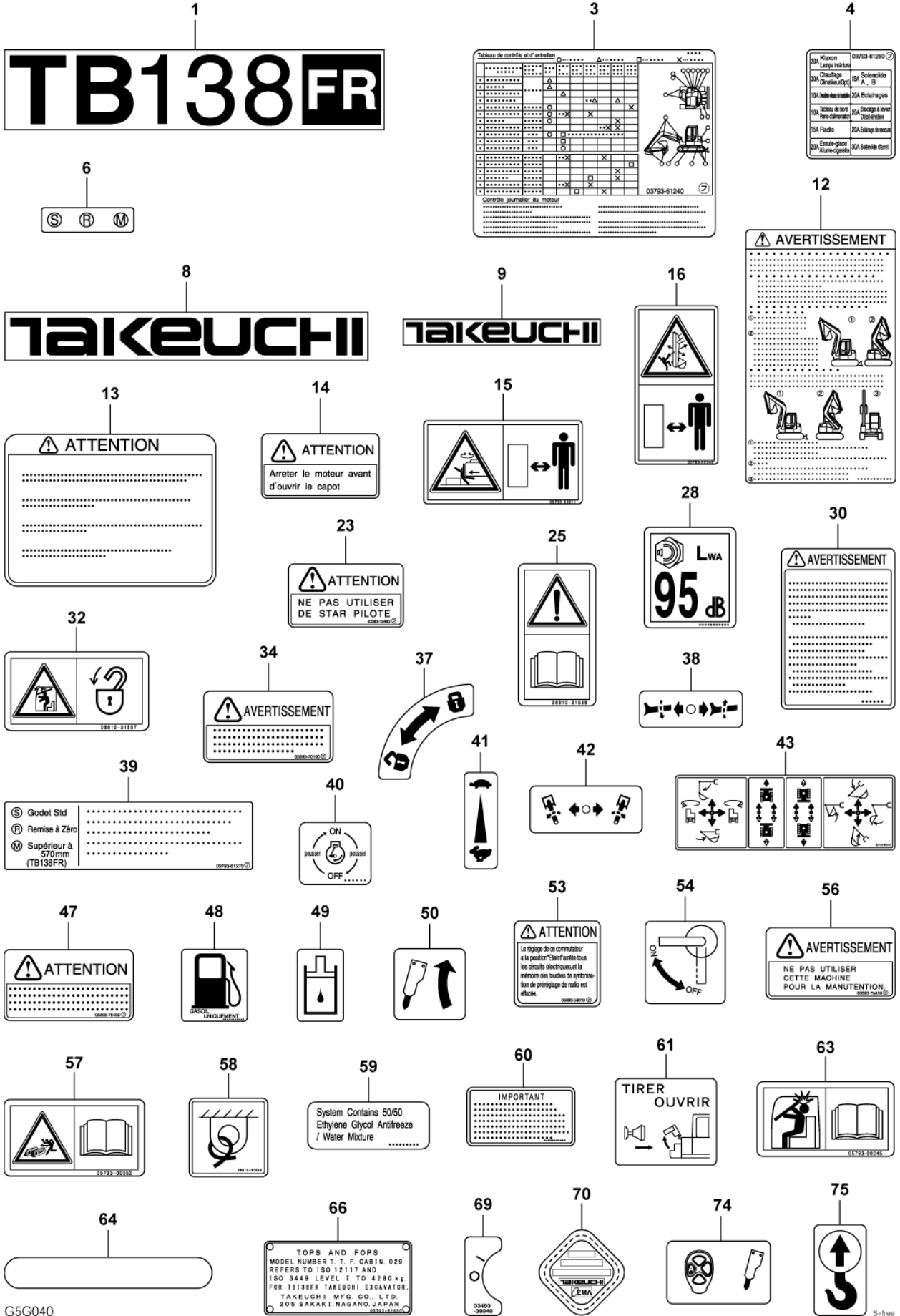


G5G020

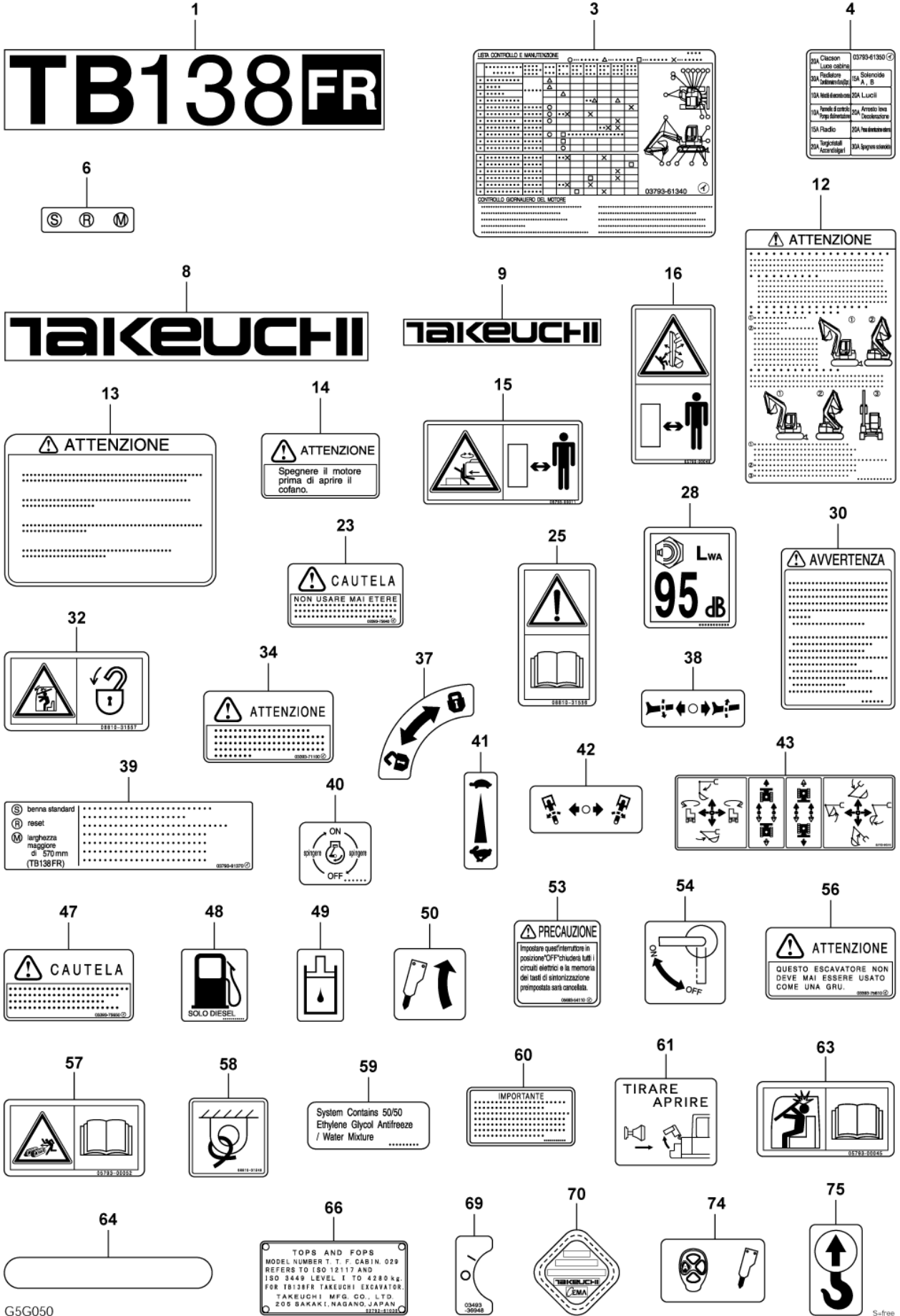


G5G030






G5G040




G5G050



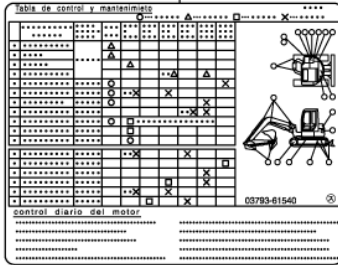
1




2




3




4




5




6




7




8




9



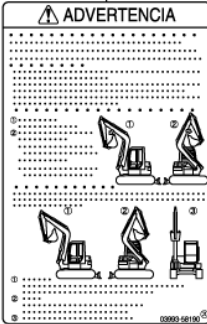
10




11




12




13




14




15




16




17




18




19




20




21



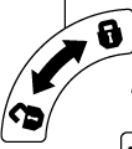
22




23



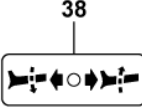
24




25



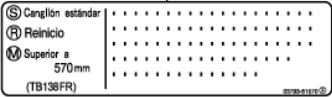
26




27




28



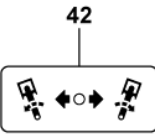
29



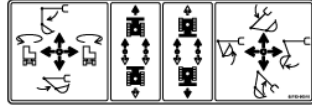
30




31




32




33




34




35



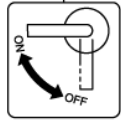
36




37




38




39



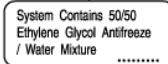
40




41




42



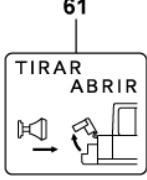
43




44




45



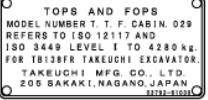
46




47




48



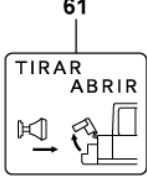
49




50




51



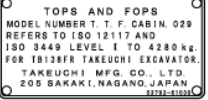
52




53




54



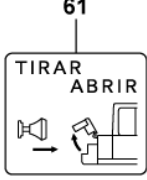
55




56




57



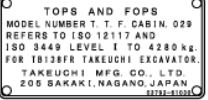
58




59




60



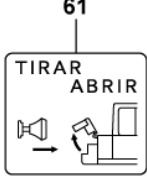
61




62




63



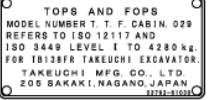
64




65




66



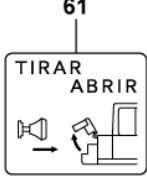
67




68




69



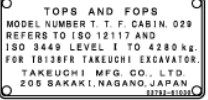
70




71




72



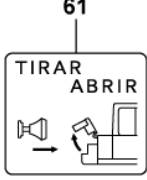
73

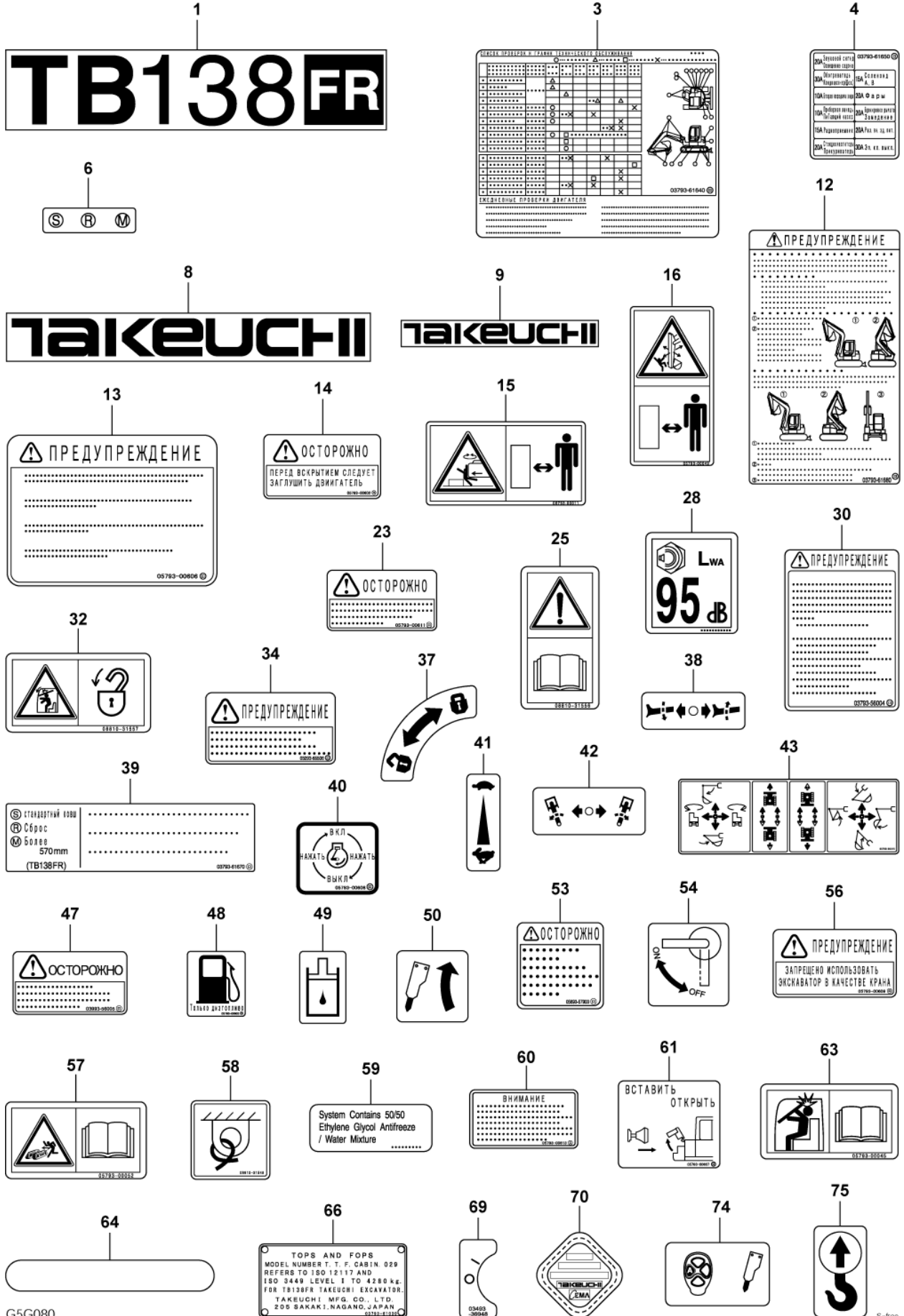


74



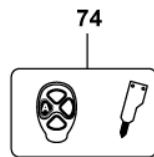
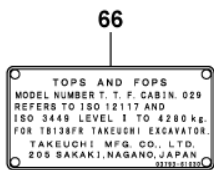
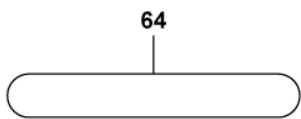

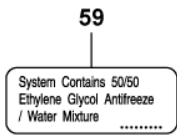
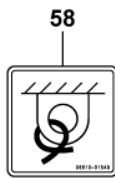

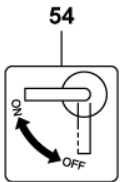

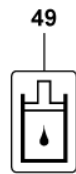
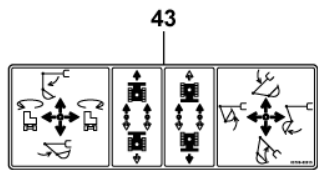
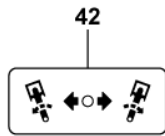
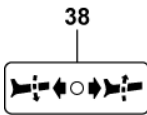
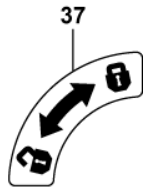

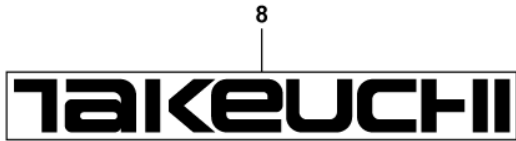
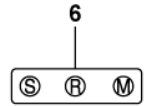
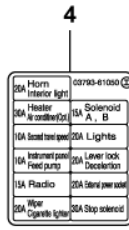
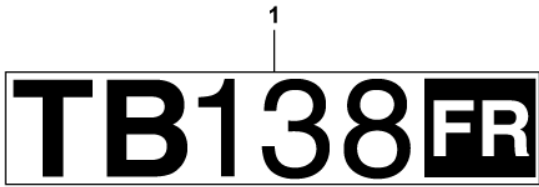
75





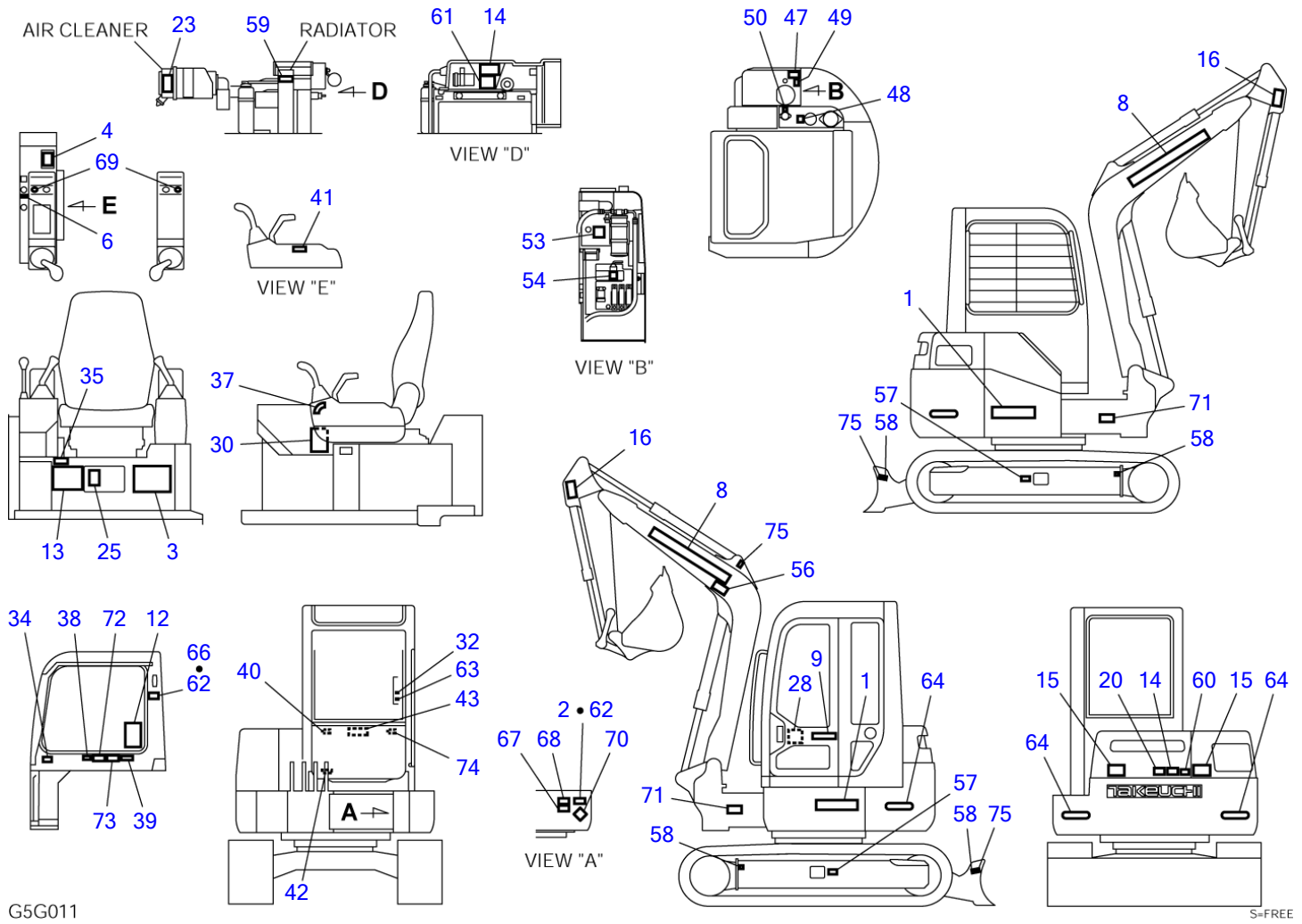
G5G080

S4free





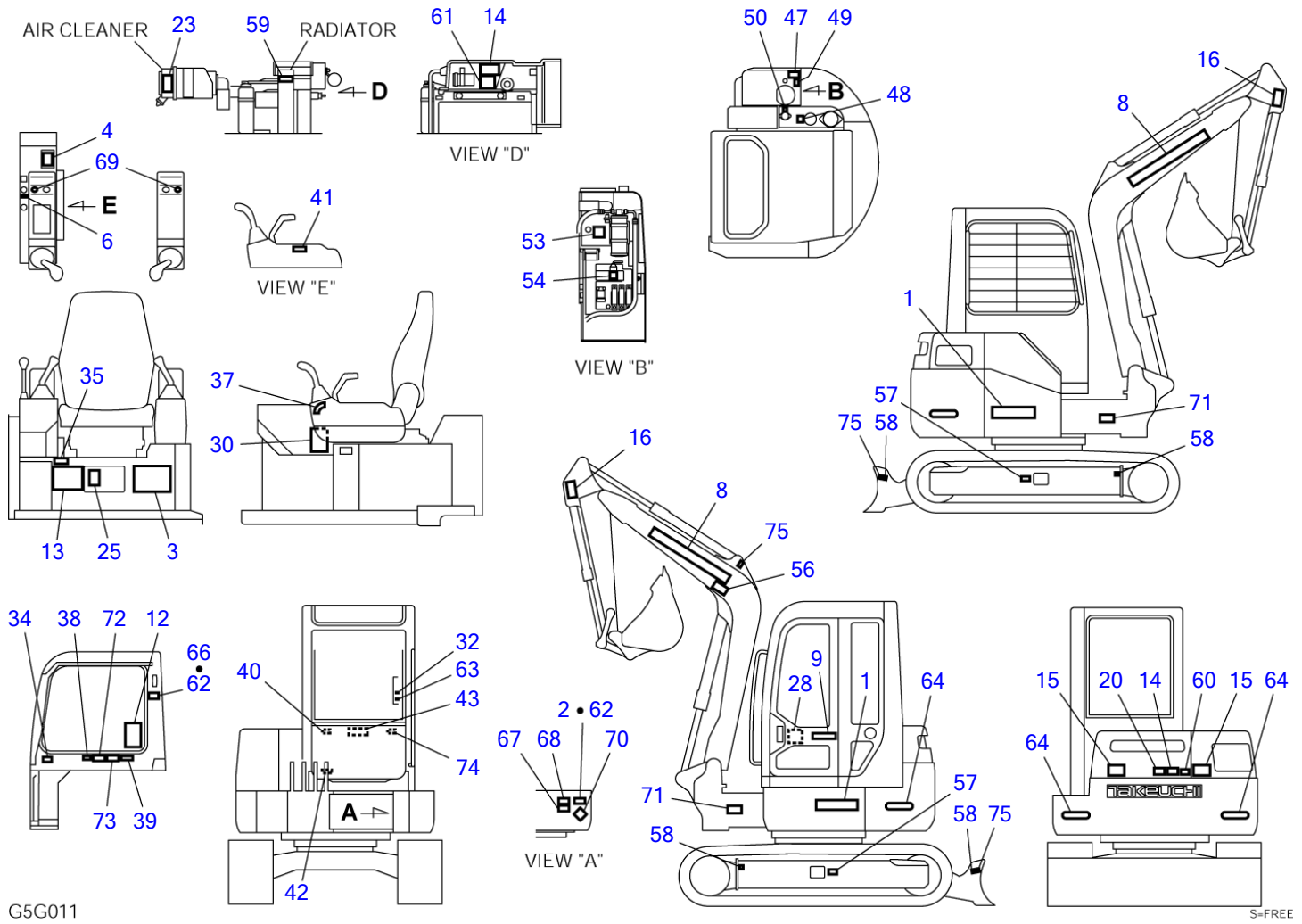
TB138FR Book No. BG5Z002 S/N 13810003-  
DECAL (cab)





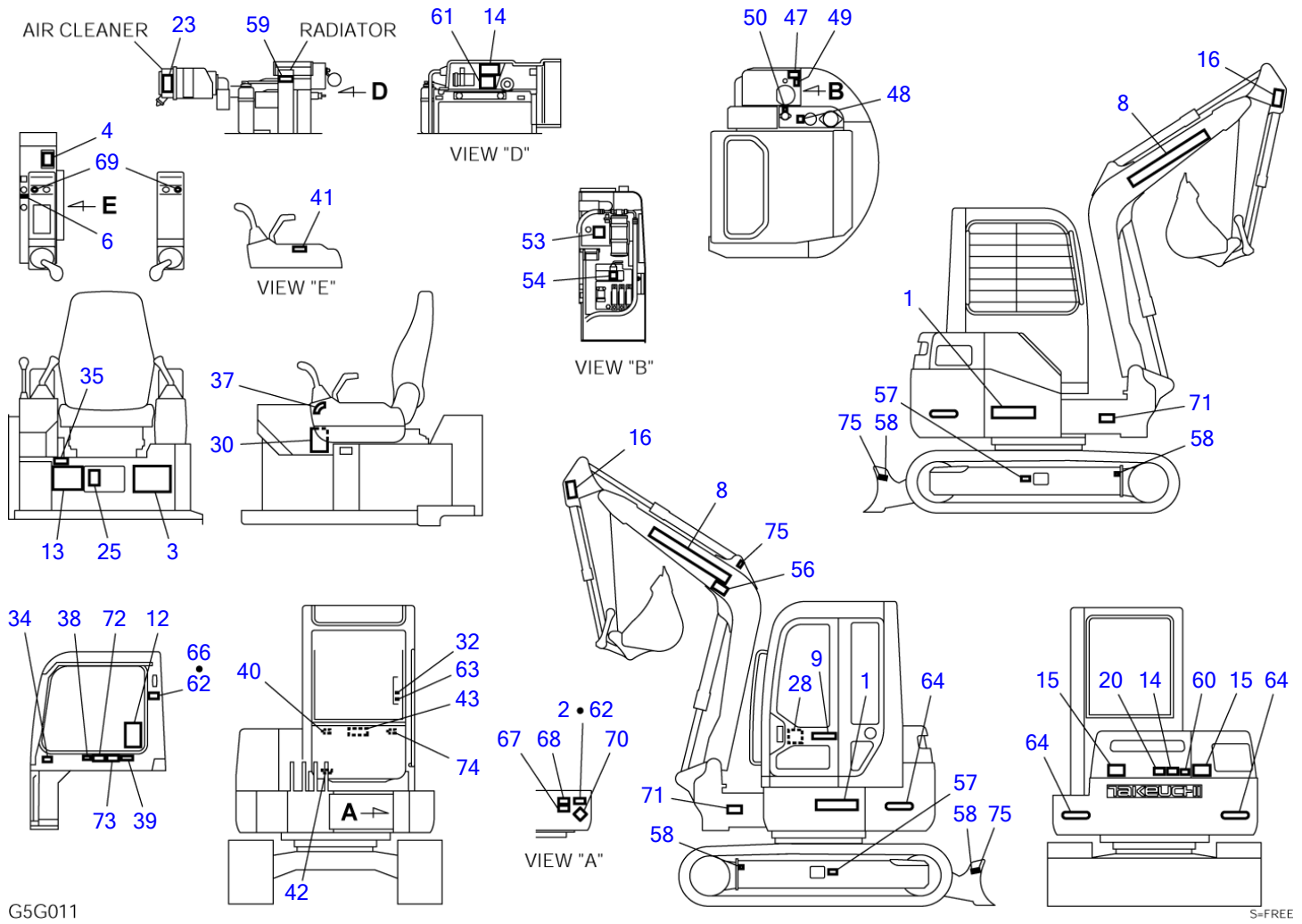
DECAL (cab)							
Item	Part number	Description	Q'ty	Chan.	Serial No.	Serv.	Remarks
0	0379361000	DECAL SET (English)	1				X03793-61000-2
	0379361100	DECAL SET (German)	1				X03793-61100-2
	0379361200	DECAL SET (French)	1				X03793-61200-2
	0379361300	DECAL SET (Italian)	1				X03793-61300-2
	0379361400	DECAL SET (U. S. TAKEUCHI)	1				X03793-61400-2
	0379361500	DECAL SET (Spanish)	1				X03793-61500-2
	0379361600	DECAL SET (Russian)	1				X03793-61600-2
	0379361700	DECAL SET (Dutch)	1				X03793-61700-2
	0379361800	DECAL SET (U. K. TAKEUCHI)	1				X03793-61800-2
1	0379361010	• DECAL	2				
2	X *****	• DECAL	1				
3	0379361040	• DECAL (English)	1				
	0379361140	• DECAL (German)	1				
	0379361240	• DECAL (French)	1				
	0379361340	• DECAL (Italian)	1				
	0379361540	• DECAL (Spanish)	1				
	0379361640	• DECAL (Russian)	1				
4	0379361050	• DECAL (English)	1				
	0379361150	• DECAL (German)	1				
	0379361250	• DECAL (French)	1				
	0379361350	• DECAL (Italian)	1				
	0379361550	• DECAL (Spanish)	1				
	0379361650	• DECAL (Russian)	1				
6	0379361060	• DECAL	1				
8	0359306300	• DECAL	2				
9	0569321400	• DECAL	1				
12	0569352506	• DECAL (English)	1				
	0569352206	• DECAL (German)	1				
	0569352306	• DECAL (French)	1				
	0569352406	• DECAL (Italian)	1				
	0399358190	• DECAL (Spanish)	1				
	0379361680	• DECAL (Russian)	1				
13	0359313700	• DECAL (English)	1				
	0359314700	• DECAL (German)	1				
	0359315700	• DECAL (French)	1				
	0359316700	• DECAL (Italian)	1				
	0359365323	• DECAL (Spanish)	1				
	0579300606	• DECAL (Russian)	1				
14	0359307400	• DECAL (English)	2				
	0359314400	• DECAL (German)	2				
	0359315400	• DECAL (French)	2				
	0359316400	• DECAL (Italian)	2				
	0339364200	• DECAL (Spanish)	2				
	0579300602	• DECAL (Russian)	2				
15	0579300011	• DECAL	2				
16	0579300049	• DECAL	2				
20	0569321980	• DECAL (English)	1				
23	0339375040	• DECAL (English)	1				
	0339375240	• DECAL (German)	1				
	0339375440	• DECAL (French)	1				
	0339375640	• DECAL (Italian)	1				
	0339375840	• DECAL (Spanish)	1				
	0579300611	• DECAL (Russian)	1				
25	0881031556	• DECAL	1				
28	X *****	• DECAL	1				except for U.S. TAKEUCHI
30	0379337300	• DECAL (English)	1				
	0379338300	• DECAL (German)	1				
	0379339300	• DECAL (French)	1				
	0379340300	• DECAL (Italian)	1				
	0379354200	• DECAL (Spanish)	1				
	0399356004	• DECAL (Russian)	1				
32	0881031557	• DECAL	1				
34	0339368100	• DECAL (English)	1				
	0339369100	• DECAL (German)	1				
	0339370100	• DECAL (French)	1				
	0339371100	• DECAL (Italian)	1				
	0399355820	• DECAL (Spanish)	1				
	0329365506	• DECAL (Russian)	1				

TB138FR Book No. BG5Z002 S/N 13810003-  
DECAL (cab)



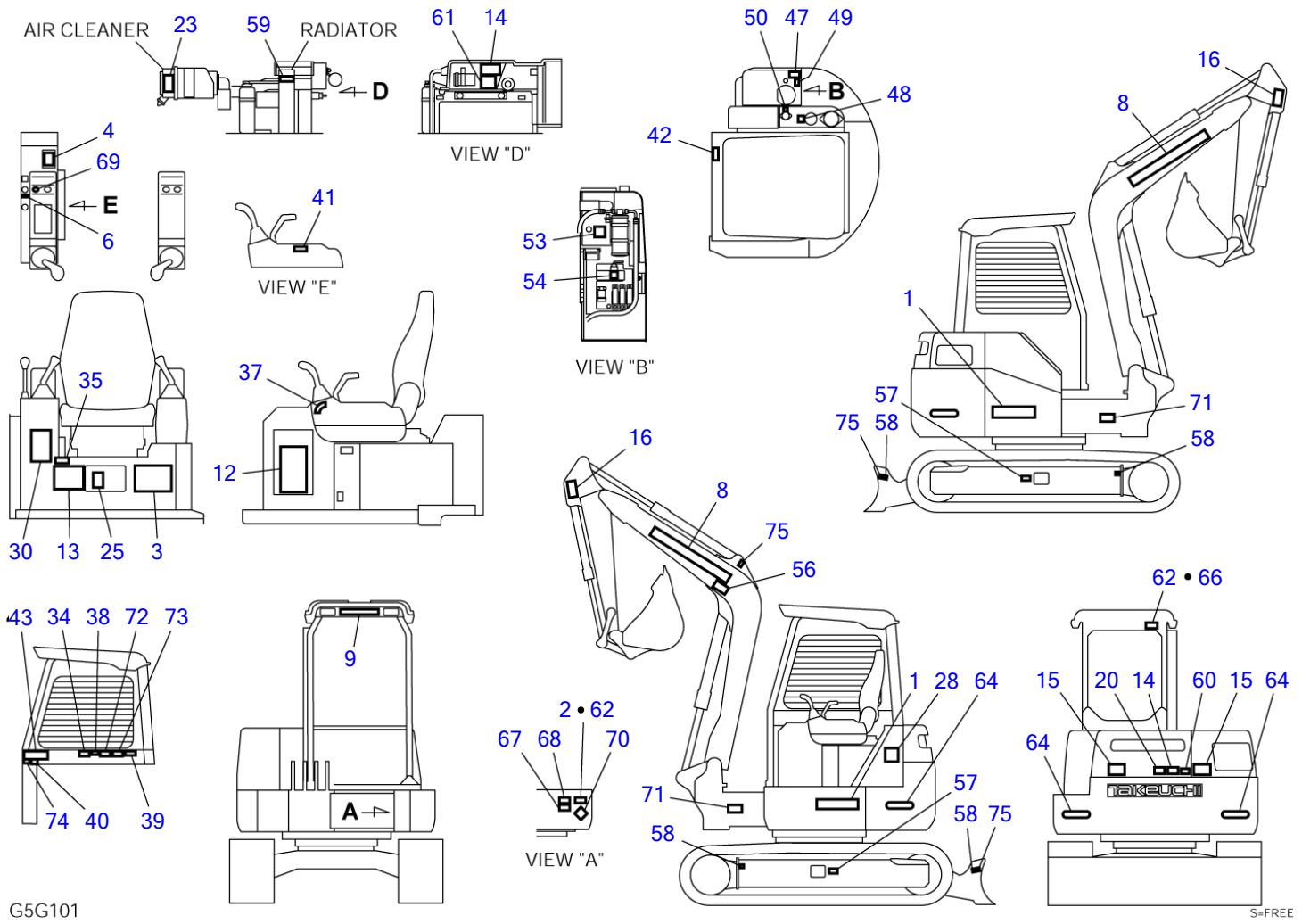
DECAL (cab)							
Item	Part number	Description	Q'ty	Chan.	Serial No.	Serv.	Remarks
35	X *****	• DECAL	1				
37	0329360100	• DECAL	1				
38	0359325190	• DECAL	1				
39	0379361070	• DECAL (English)	1				
39	0379361170	• DECAL (German)	1				
39	0379361270	• DECAL (French)	1				
39	0379361370	• DECAL (Italian)	1				
39	0379361470	• DECAL (U. S. TAKEUCHI)	1				
39	0379361570	• DECAL (Spanish)	1				
39	0379361670	• DECAL (Russian)	1				
40	0569335060	• DECAL (English)	1				
40	0569327800	• DECAL (German)	1				
40	0569328800	• DECAL (French)	1				
40	0569329800	• DECAL (Italian)	1				
40	0569348500	• DECAL (Spanish)	1				
40	0579300608	• DECAL (Russian)	1				
41	0359317200	• DECAL	1				
42	0329360060	• DECAL	1				
43	0579300015	• DECAL	1				
47	0339375050	• DECAL (English)	1				
47	0339375250	• DECAL (German)	1				
47	0339375450	• DECAL (French)	1				
47	0339375650	• DECAL (Italian)	1				
47	0339375850	• DECAL (Spanish)	1				
47	0399356005	• DECAL (Russian)	1				
48	0359306600	• DECAL (English)	1				
48	0339375260	• DECAL (German)	1				
48	0339375460	• DECAL (French)	1				
48	0339375660	• DECAL (Italian, Spanish)	1				
48	0579300603	• DECAL (Russian)	1				
49	0359306700	• DECAL	1				
50	0359325220	• DECAL	1				
53	0569353810	• DECAL (English)	1				
53	0569353910	• DECAL (German)	1				
53	0569354010	• DECAL (French)	1				
53	0569354110	• DECAL (Italian)	1				
53	0569354310	• DECAL (Spanish)	1				
53	0569357903	• DECAL (Russian)	1				
54	0399351210	• DECAL	1				
56	0359347010	• DECAL (English)	1				except for U.K. TAKEUCHI
56	0339375210	• DECAL (German)	1				
56	0339375410	• DECAL (French)	1				
56	0339375610	• DECAL (Italian)	1				
56	0339375810	• DECAL (Spanish)	1				
56	0579300609	• DECAL (Russian)	1				
57	0579300052	• DECAL	2				
58	0881031549	• DECAL	4				
59	0359313900	• DECAL	1				
60	0339376240	• DECAL (English)	1				
60	0339376340	• DECAL (German)	1				
60	0339379440	• DECAL (French)	1				
60	0339379540	• DECAL (Italian)	1				
60	0339379640	• DECAL (Spanish)	1				
60	0579300613	• DECAL (Russian)	1				
61	0569326400	• DECAL (English)	1				
61	0569327400	• DECAL (German)	1				
61	0569328400	• DECAL (French)	1				
61	0569329400	• DECAL (Italian)	1				
61	0569348400	• DECAL (Spanish)	1				
61	0579300607	• DECAL (Russian)	1				
62	X *****	• SCREW	8				
63	0579300045	• DECAL	1				
64	0569358070	• DECAL	2				
66	X *****	• DECAL	1				
67	X *****	• DECAL	1				
68	X *****	• DECAL	1				
69	0349336948	• DECAL	2				
70	X *****	• DECAL	1				

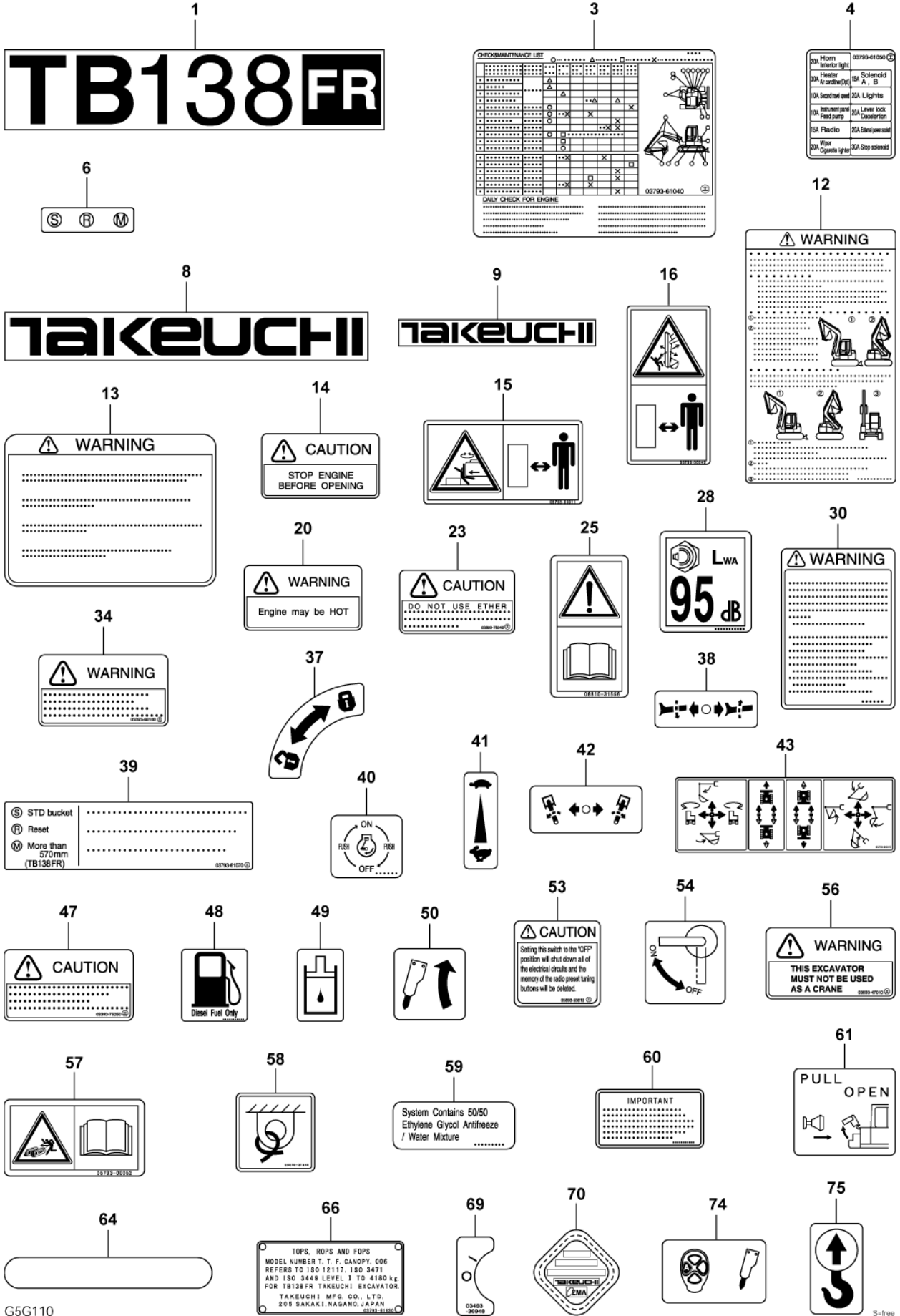
TB138FR Book No. BG5Z002 S/N 13810003-  
DECAL (cab)



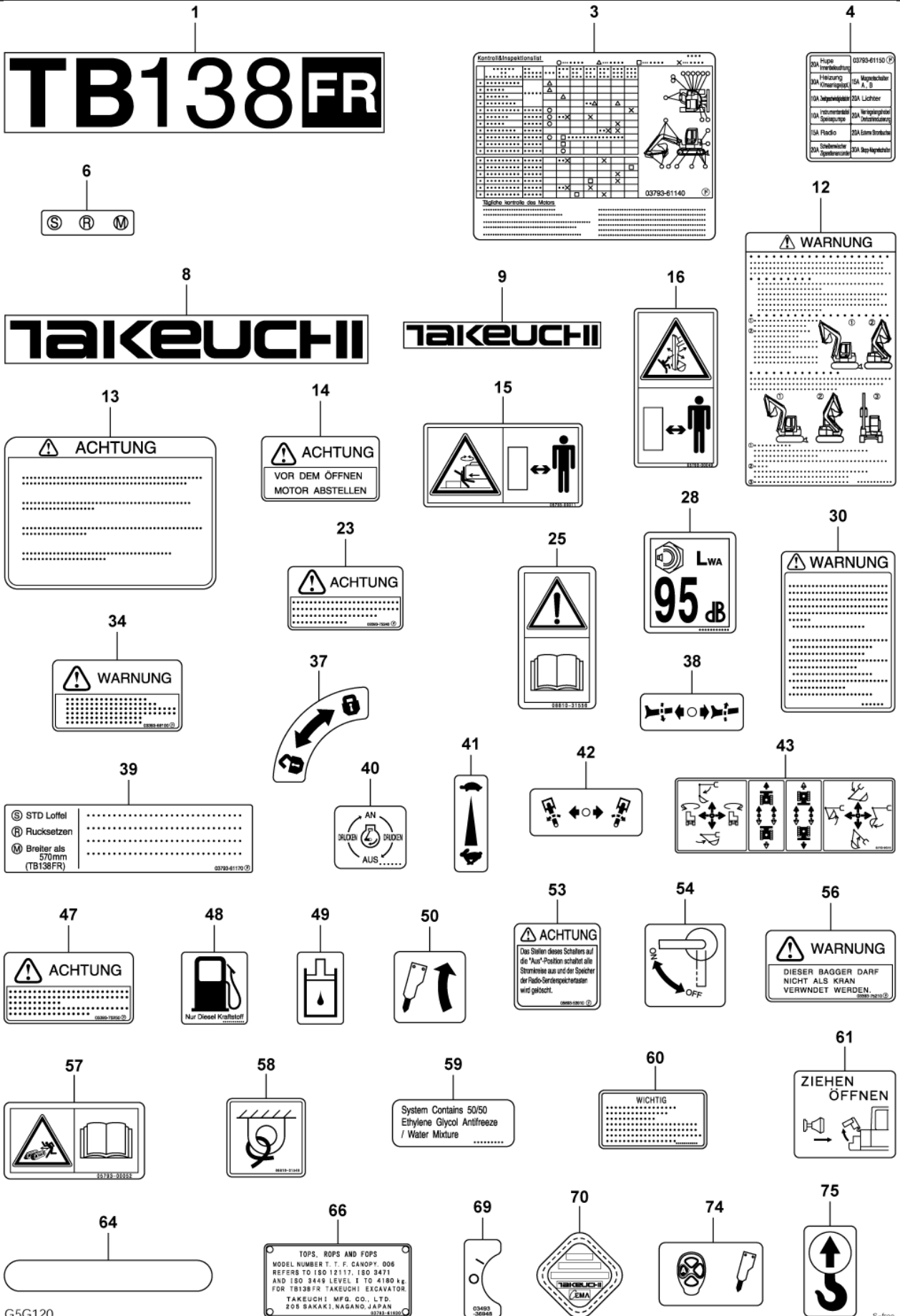
DECAL (cab)							
Item	Part number	Description	Q'ty	Chan.	Serial No.	Serv.	Remarks
71	0399352302	• DECAL (U. S. TAKEUCHI)	2				
72	0399352303	• DECAL (U. S. TAKEUCHI)	1				
73	0379361480	• DECAL (U. S. TAKEUCHI)	1				
74	0379336800	• DECAL	1				
75	0399300500	• DECAL	3				
	G5g011						

TB138FR Book No. BG5Z002 S/N 13810003-  
**DECAL (canopy)**

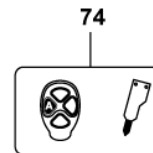
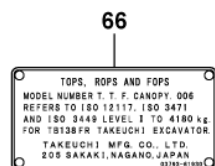
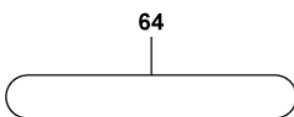
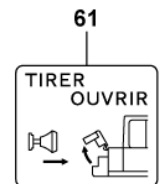
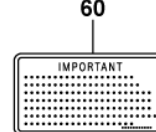
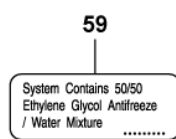

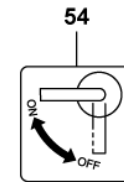
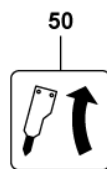
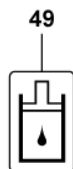
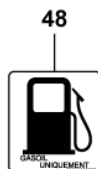

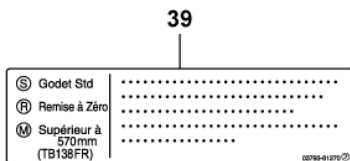
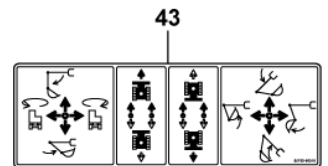
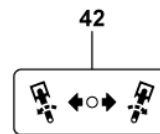
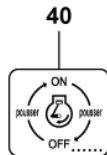
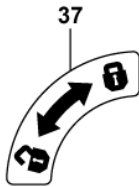
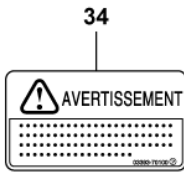
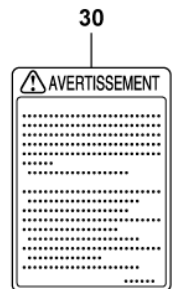



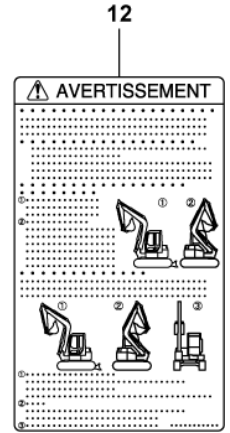
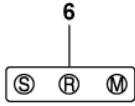

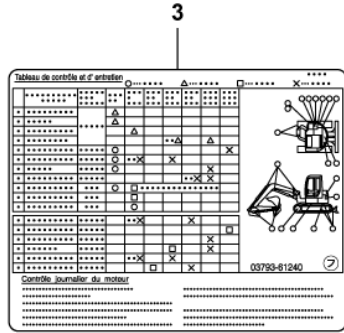
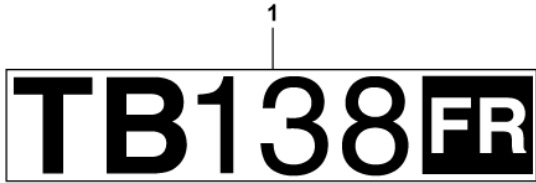




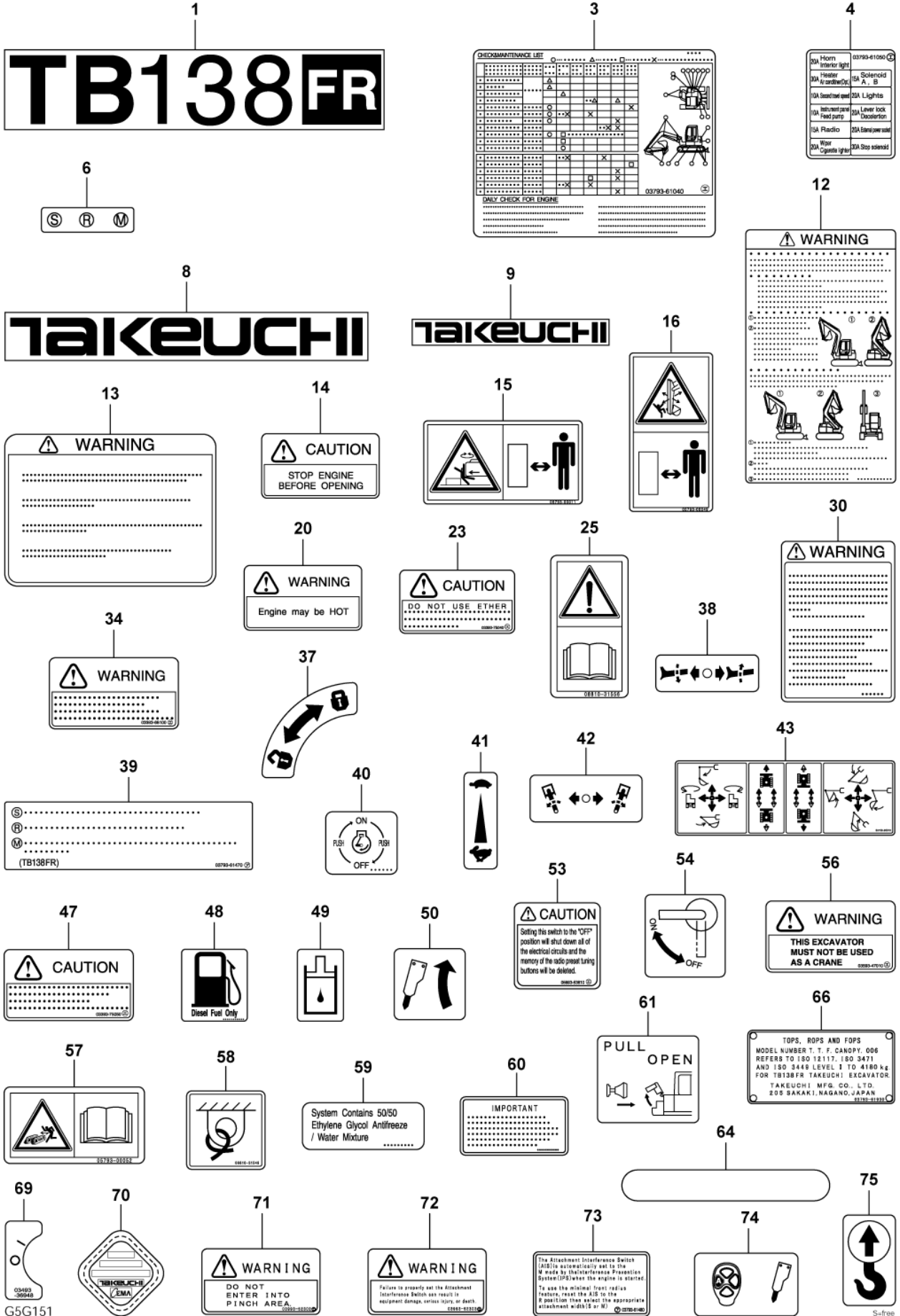
G5G110

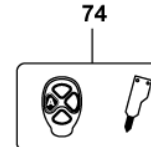
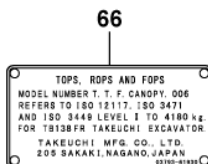
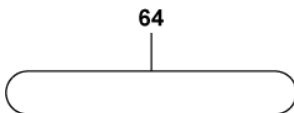
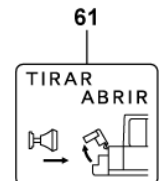
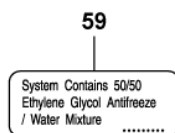
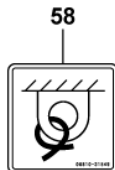

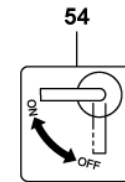
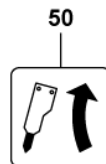
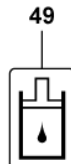
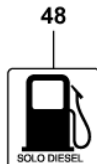
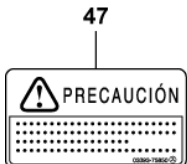
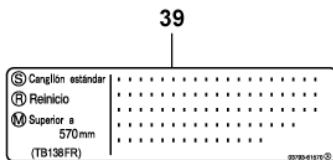
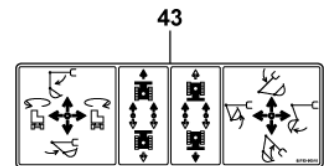
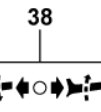
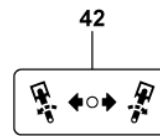

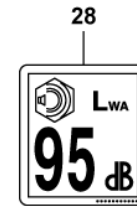

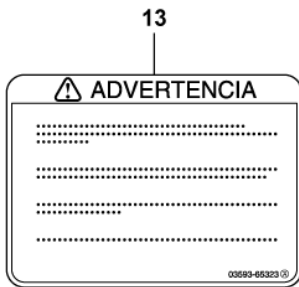
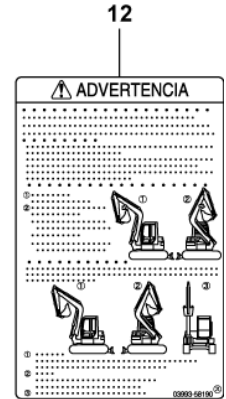
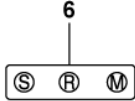
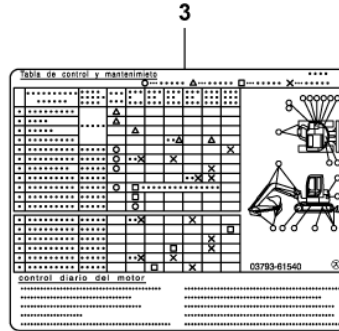
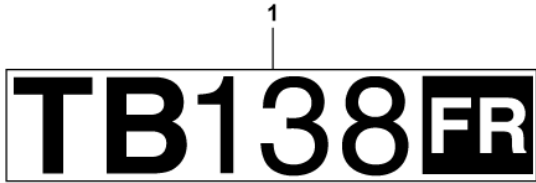


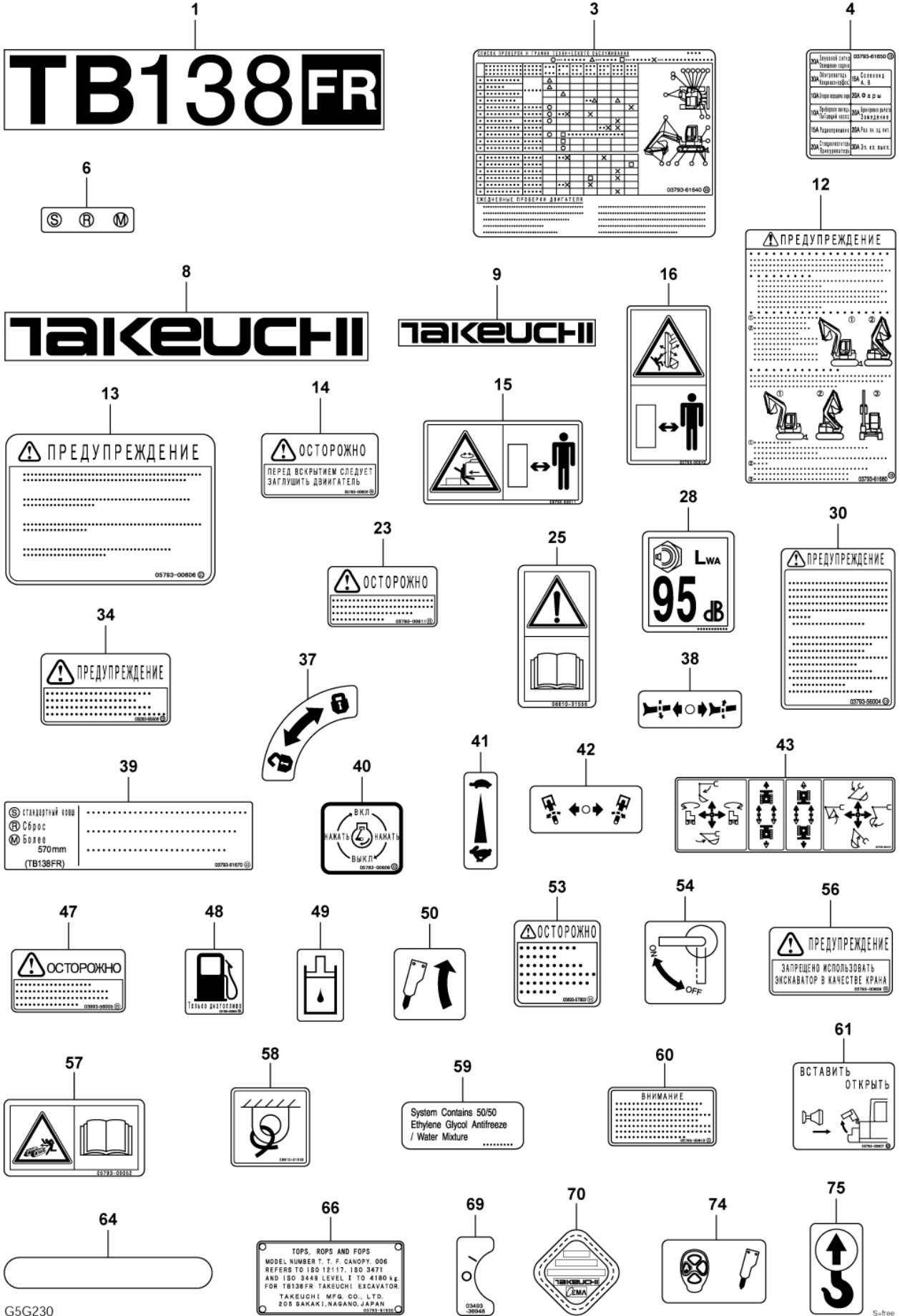




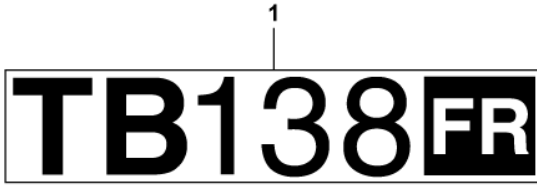






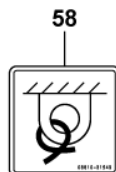

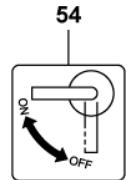
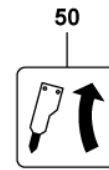
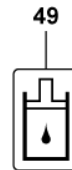
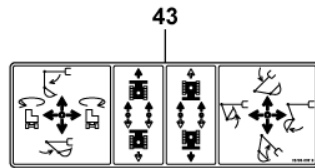
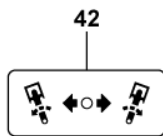
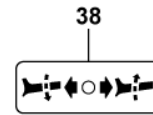

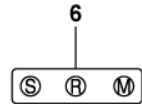


G5G230



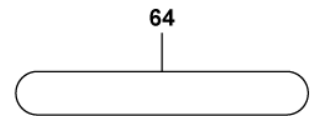
4

25A	Horn	03703-01000	Ⓞ
25A	Interior light		
25A	Heater	5A Solenoid	
25A	Air conditioner	5A A, B	
25A	Seat heater	25A Lights	
25A	Instrument panel	25A Lever lock	
25A	Feed pump	25A Deceleration	
25A	Radio	25A Stand/overload	
25A	Pipe	33A Stop solenoid	
25A	Cigarette lighter		



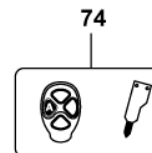
59

System Contains 50/50  
Ethylene Glycol Antifreeze  
/ Water Mixture .....



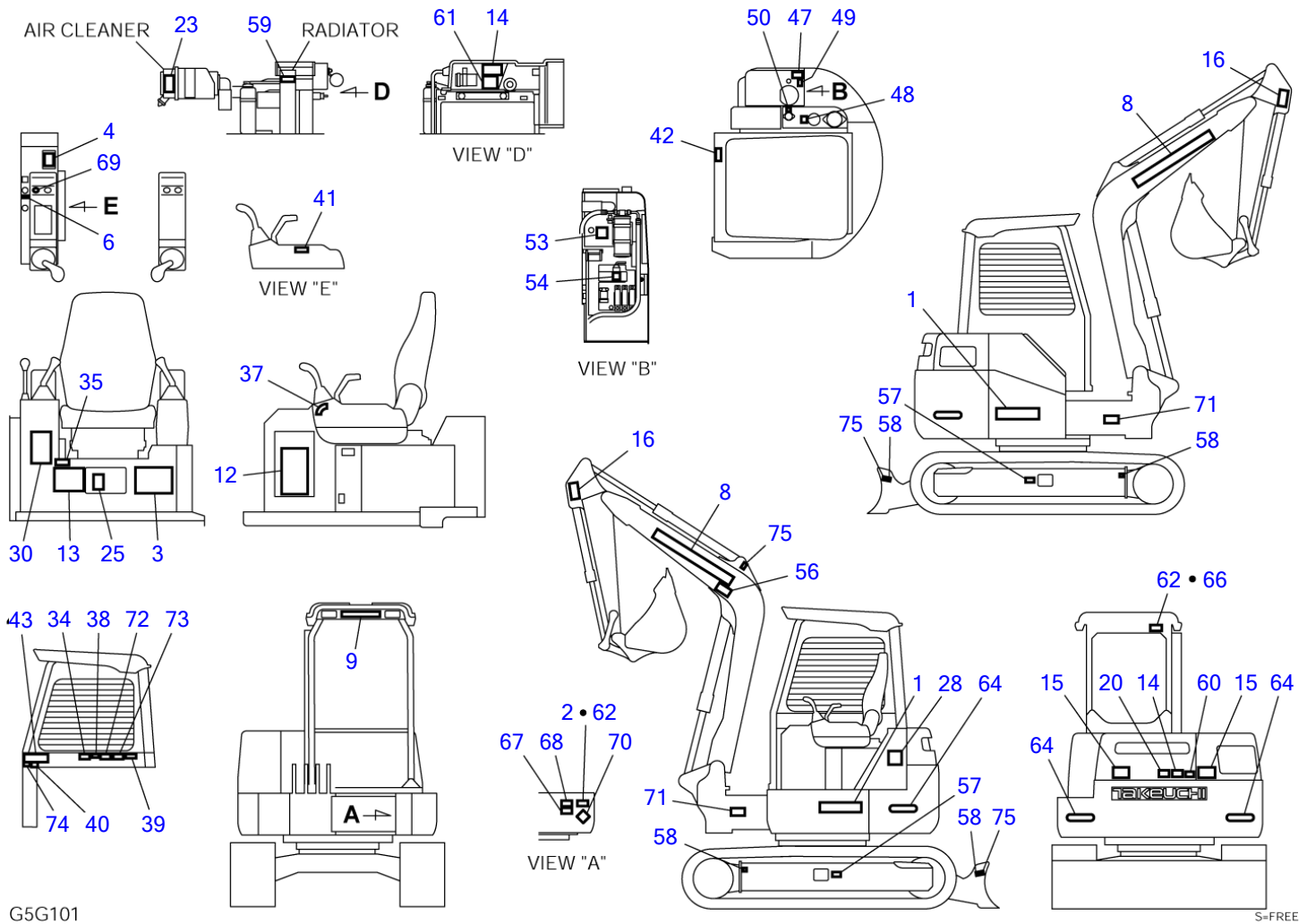
66

TOPS, ROPS AND FOPS  
MODEL NUMBER T, F, CANOPY, ODE  
REFERS TO ISO 12117, ISO 3471  
AND ISO 3449 LEVEL I TO 4100 kg.  
FOR TB138FR TAKEUCHI EXCAVATOR.  
TAKEUCHI MFG. CO. LTD.  
205 SAKAKI, NAGANO, JAPAN  
03703-01000





TB138FR Book No. BG5Z002 S/N 13810003-  
**DECAL (canopy)**

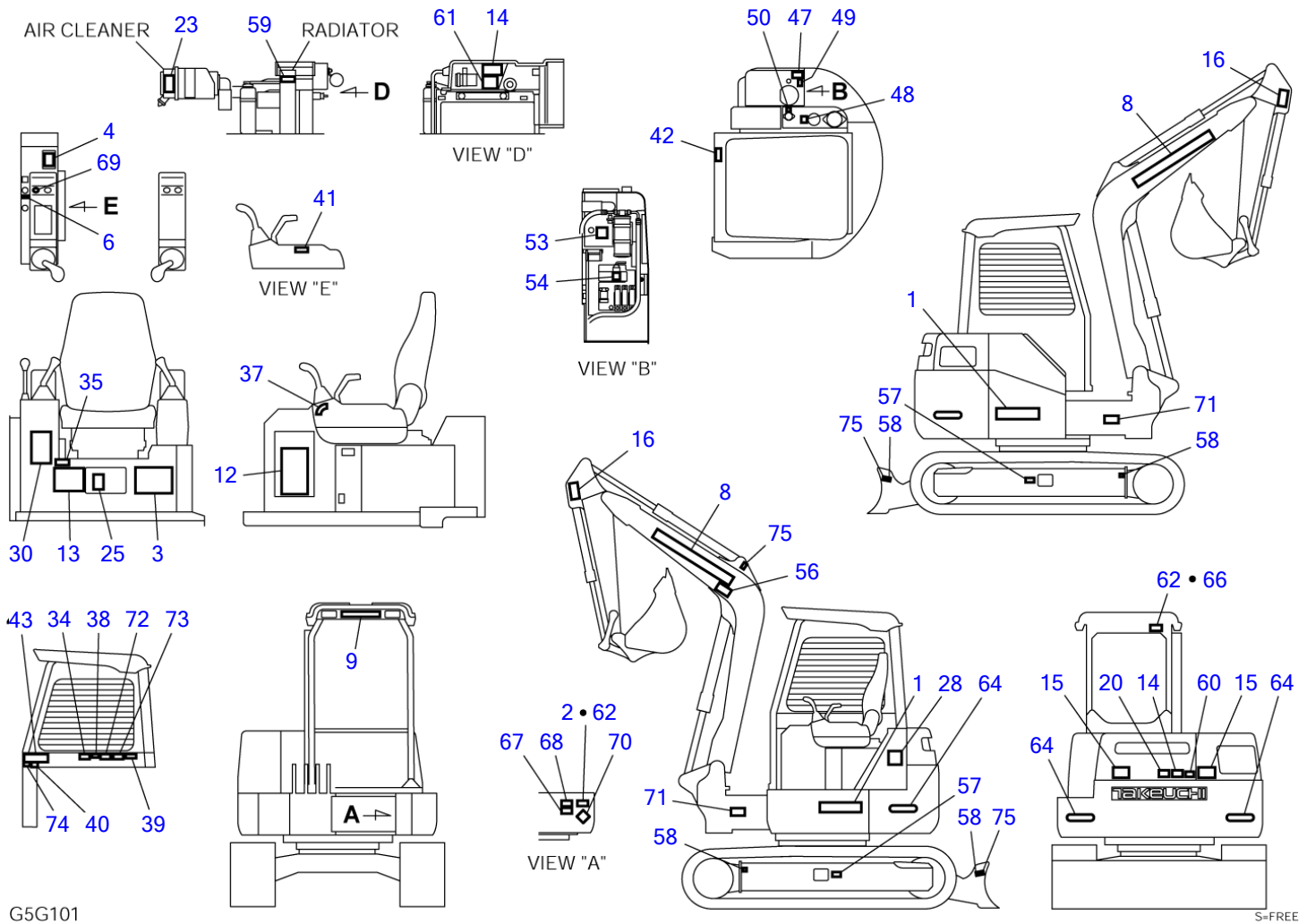




**DECAL (canopy)**

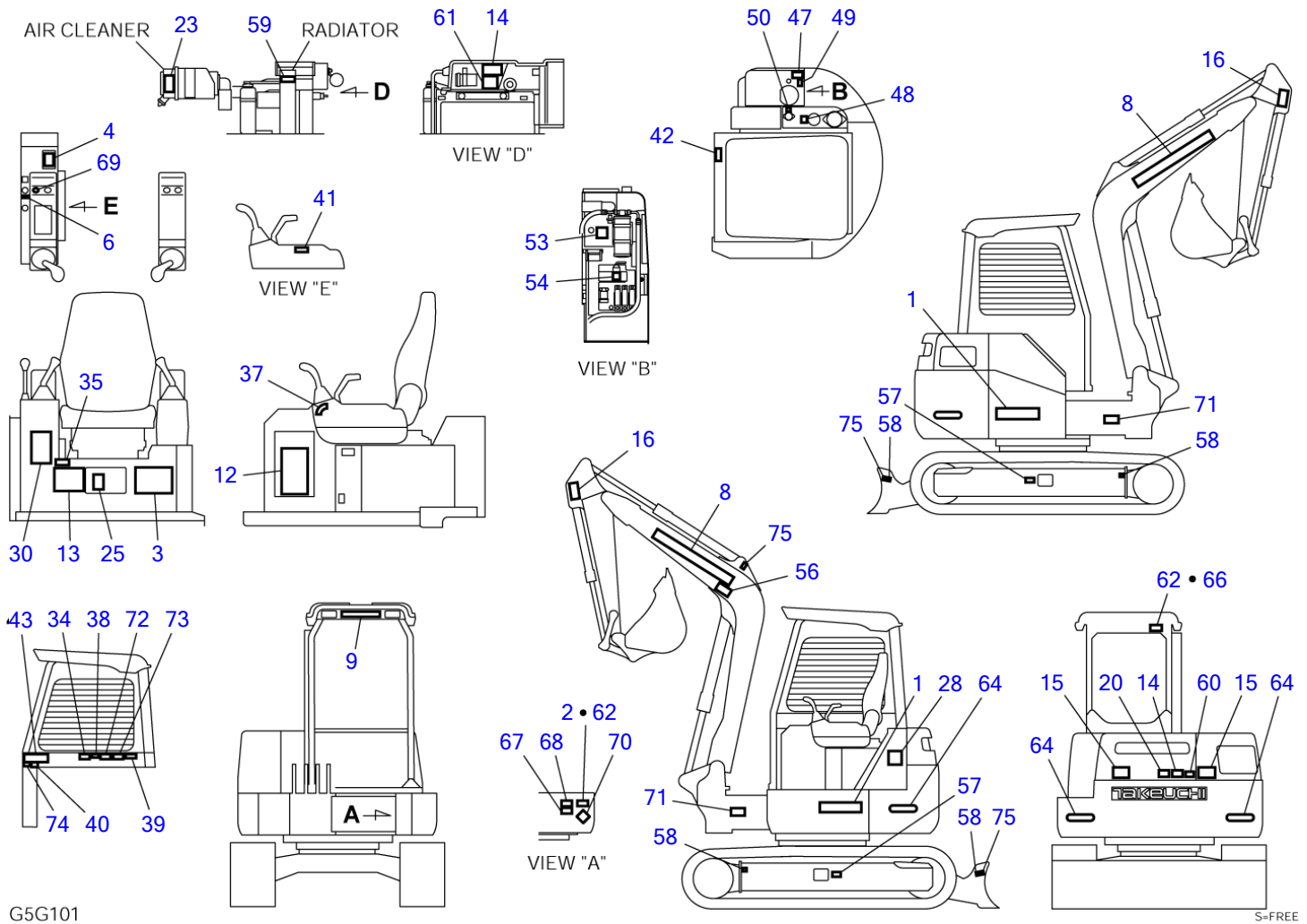
Item	Part number	Description	Qty	Chan.	Serial No.	Serv.	Remarks
0	0379361900	DECAL SET (English)	1				X03793-61900-2
	0379362000	DECAL SET (German)	1				X03793-62000-2
	0379362100	DECAL SET (French)	1				X03793-62100-2
	0379362200	DECAL SET (Italian)	1				X03793-62200-2
	0379362300	DECAL SET (U. S. TAKEUCHI)	1				X03793-62300-2
	0379362400	DECAL SET (Spanish)	1				X03793-62400-2
	0379362500	DECAL SET (Russian)	1				X03793-62500-2
	0379362600	DECAL SET (Dutch)	1				X03793-62600-2
	0379362700	DECAL SET (U. K. TAKEUCHI)	1				X03793-62700-2
1	0379361010	• DECAL	2				
2	X *****	• DECAL	1				
3	0379361040	• DECAL (English)	1				
	0379361140	• DECAL (German)	1				
	0379361240	• DECAL (French)	1				
	0379361340	• DECAL (Italian)	1				
	0379361540	• DECAL (Spanish)	1				
	0379361640	• DECAL (Russian)	1				
4	0379361050	• DECAL (English)	1				
	0379361150	• DECAL (German)	1				
	0379361250	• DECAL (French)	1				
	0379361350	• DECAL (Italian)	1				
	0379361550	• DECAL (Spanish)	1				
	0379361650	• DECAL (Russian)	1				
6	0379361060	• DECAL	1				
8	0359306300	• DECAL	2				
9	0359306100	• DECAL	1				
12	0569352506	• DECAL (English)	1				
	0569352206	• DECAL (German)	1				
	0569352306	• DECAL (French)	1				
	0569352406	• DECAL (Italian)	1				
	0399358190	• DECAL (Spanish)	1				
	0379361680	• DECAL (Russian)	1				
13	0359313700	• DECAL (English)	1				
	0359314700	• DECAL (German)	1				
	0359315700	• DECAL (French)	1				
	0359316700	• DECAL (Italian)	1				
	0359365323	• DECAL (Spanish)	1				
	0579300606	• DECAL (Russian)	1				
14	0359307400	• DECAL (English)	2				
	0359314400	• DECAL (German)	2				
	0359315400	• DECAL (French)	2				
	0359316400	• DECAL (Italian)	2				
	0339364200	• DECAL (Spanish)	2				
	0579300602	• DECAL (Russian)	2				
15	0579300011	• DECAL	2				
16	0579300049	• DECAL	2				
20	0569321980	• DECAL (English)	1				
23	0339375040	• DECAL (English)	1				
	0339375240	• DECAL (German)	1				
	0339375440	• DECAL (French)	1				
	0339375640	• DECAL (Italian)	1				
	0339375840	• DECAL (Spanish)	1				
	0579300611	• DECAL (Russian)	1				
25	0881031556	• DECAL	1				
28	X *****	• DECAL	1				except for U.S. TAKEUCHI
30	0379337300	• DECAL (English)	1				
	0379338300	• DECAL (German)	1				
	0379339300	• DECAL (French)	1				
	0379340300	• DECAL (Italian)	1				
	0379354200	• DECAL (Spanish)	1				
	0399356004	• DECAL (Russian)	1				
34	0339368100	• DECAL (English)	1				
	0339369100	• DECAL (German)	1				
	0339370100	• DECAL (French)	1				
	0339371100	• DECAL (Italian)	1				
	0399355820	• DECAL (Spanish)	1				
	0329365506	• DECAL (Russian)	1				
35	X *****	• DECAL	1				

TB138FR Book No. BG5Z002 S/N 13810003-  
**DECAL (canopy)**

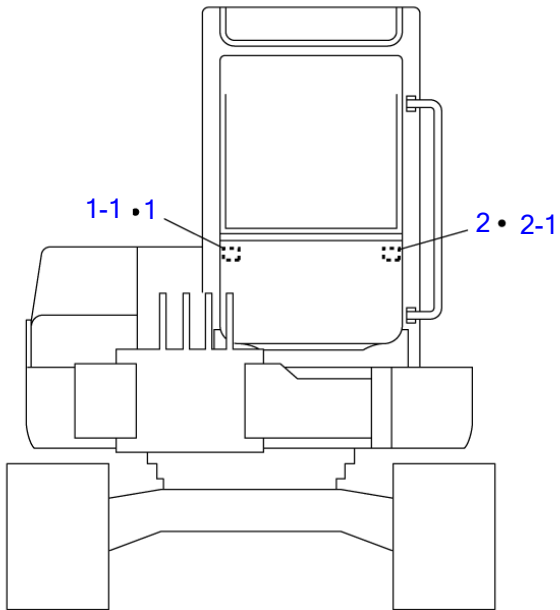
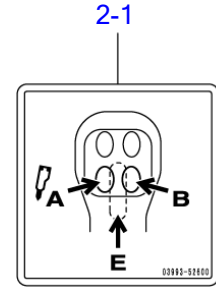
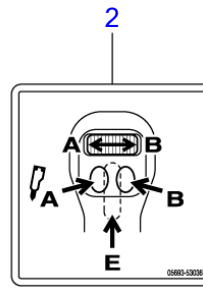
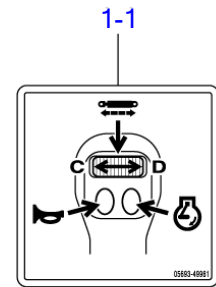
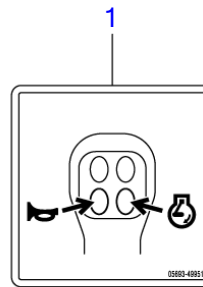
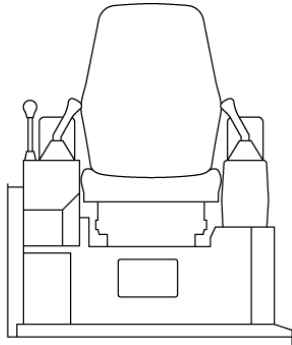


DECAL (canopy)							
Item	Part number	Description	Q'ty	Chan.	Serial No.	Serv.	Remarks
37	0329360100	• DECAL	1				
38	0359325190	• DECAL	1				
39	0379361070	• DECAL (English)	1				
39	0379361170	• DECAL (German)	1				
39	0379361270	• DECAL (French)	1				
39	0379361370	• DECAL (Italian)	1				
39	0379361470	• DECAL (U. S. TAKEUCHI)	1				
39	0379361570	• DECAL (Spanish)	1				
39	0379361670	• DECAL (Russian)	1				
40	0569335060	• DECAL (English)	1				
40	0569327800	• DECAL (German)	1				
40	0569328800	• DECAL (French)	1				
40	0569329800	• DECAL (Italian)	1				
40	0569348500	• DECAL (Spanish)	1				
40	0579300608	• DECAL (Russian)	1				
41	0359317200	• DECAL	1				
42	0329360060	• DECAL	1				
43	0579300015	• DECAL	1				
47	0339375050	• DECAL (English)	1				
47	0339375250	• DECAL (German)	1				
47	0339375450	• DECAL (French)	1				
47	0339375650	• DECAL (Italian)	1				
47	0339375850	• DECAL (Spanish)	1				
47	0399356005	• DECAL (Russian)	1				
48	0359306600	• DECAL (English)	1				
48	0339375260	• DECAL (German)	1				
48	0339375460	• DECAL (French)	1				
48	0339375660	• DECAL (Italian, Spanish)	1				
48	0579300603	• DECAL (Russian)	1				
49	0359306700	• DECAL	1				
50	0359325220	• DECAL	1				
53	0569353810	• DECAL (English)	1				
53	0569353910	• DECAL (German)	1				
53	0569354010	• DECAL (French)	1				
53	0569354110	• DECAL (Italian)	1				
53	0569354310	• DECAL (Spanish)	1				
53	0569357903	• DECAL (Russian)	1				
54	0399351210	• DECAL	1				
56	0359347010	• DECAL (English)	1				except for U.K. TAKEUCHI
56	0339375210	• DECAL (German)	1				
56	0339375410	• DECAL (French)	1				
56	0339375610	• DECAL (Italian)	1				
56	0339375810	• DECAL (Spanish)	1				
56	0579300609	• DECAL (Russian)	1				
57	0579300052	• DECAL	2				
58	0881031549	• DECAL	4				
59	0359313900	• DECAL	1				
60	0339376240	• DECAL (English)	1				
60	0339376340	• DECAL (German)	1				
60	0339379440	• DECAL (French)	1				
60	0339379540	• DECAL (Italian)	1				
60	0339379640	• DECAL (Spanish)	1				
60	0579300613	• DECAL (Russian)	1				
61	0569326400	• DECAL (English)	1				
61	0569327400	• DECAL (German)	1				
61	0569328400	• DECAL (French)	1				
61	0569329400	• DECAL (Italian)	1				
61	0569348400	• DECAL (Spanish)	1				
61	0579300607	• DECAL (Russian)	1				
62	X *****	• SCREW	8				
64	0569358070	• DECAL	2				
66	X *****	• DECAL	1				
67	X *****	• DECAL	1				
68	X *****	• DECAL	1				
69	0349336948	• DECAL	1				
70	X *****	• DECAL	1				
71	0399352302	• DECAL (U. S. TAKEUCHI)	2				
72	0399352303	• DECAL (U. S. TAKEUCHI)	1				

TB138FR Book No. BG5Z002 S/N 13810003-  
**DECAL (canopy)**



DECAL (canopy)							
Item	Part number	Description	Q'ty	Chan.	Serial No.	Serv.	Remarks
73	<b>0379361480</b>	• DECAL (U. S. TAKEUCHI)	1				
74	<b>0379336800</b>	• DECAL	1				
75	<b>0399300500</b>	• DECAL	3				
	<b>G5g101</b>						

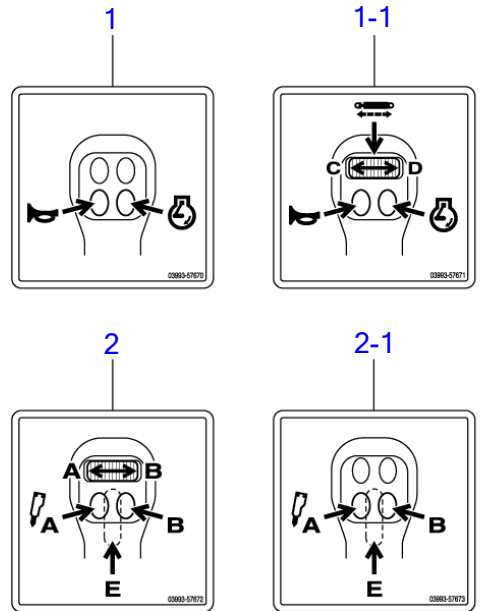
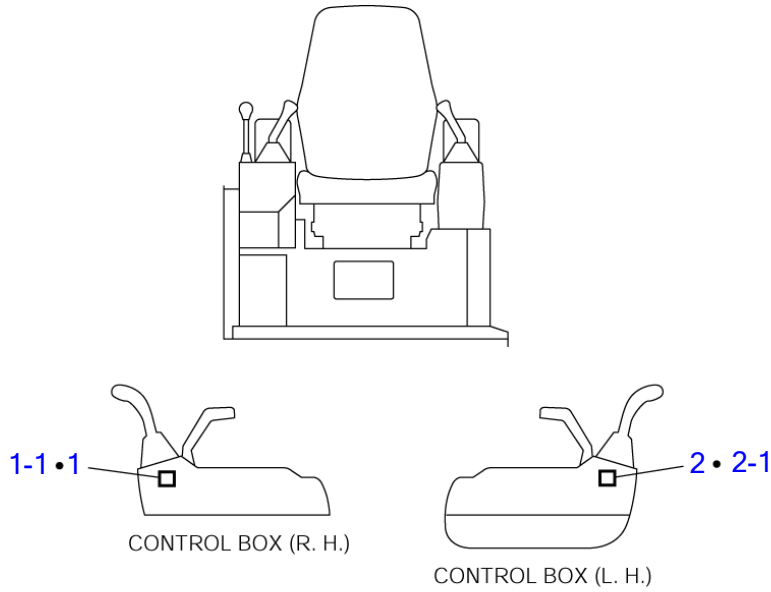


G5G190

S-FREE

DECAL (operation lever, cab)						
Item	Part number	Description	Q'ty	Chan.	Serial No.	Serv. Remarks
0	<b>0399359200</b>	DECAL SET (1st aux. proportion)	1			X03993-59200-0
	<b>0399359300</b>	DECAL SET (2nd aux. proportion)	1			X03993-59300-0
	<b>0399359400</b>	DECAL SET (1st & 2nd aux. proportion)	1			X03993-59400-0
1	<b>0569349951</b>	• DECAL	1			
1-1	<b>0569349961</b>	• DECAL	1			2nd aux. proportion
2	<b>0569353036</b>	• DECAL	1			1st aux. proportion
2-1	<b>0399352600</b>	• DECAL	1			
	<b>G5G190</b>					

TB138FR Book No. BG5Z002 S/N 13810003-  
DECAL (operation lever, canopy)

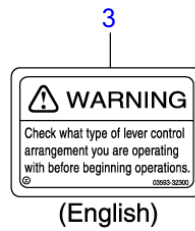
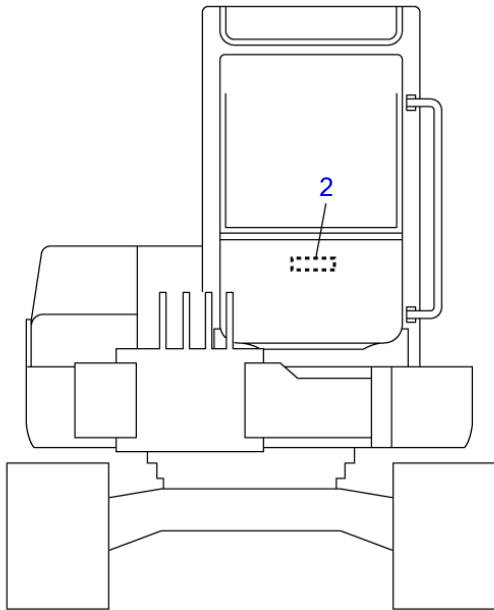
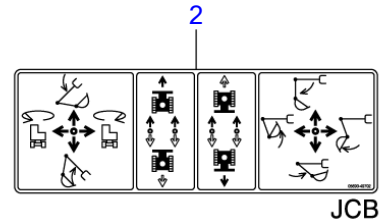
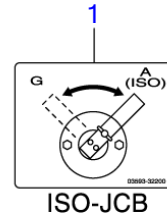
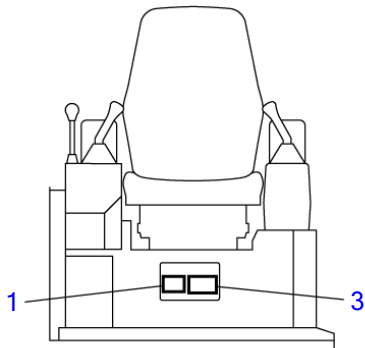


G5G200

S-FREE



DECAL (operation lever, canopy)						
Item	Part number	Description	Qty	Chan.	Serial No.	Serv. Remarks
0	<b>0399360000</b>	DECAL SET (1st aux. proportion)	1			X03993-60000-0
	<b>0399360100</b>	DECAL SET (2nd aux. proportion)	1			X03993-60100-0
	<b>0399360200</b>	DECAL SET (1st & 2nd aux. proportion)	1			X03993-60200-0
1	<b>0399357670</b>	• DECAL	1			
1-1	<b>0399357671</b>	• DECAL	1			2nd aux. proportion
2	<b>0399357672</b>	• DECAL	1			1st aux. proportion
2-1	<b>0399357673</b>	• DECAL	1			
	<b>G5G200</b>					



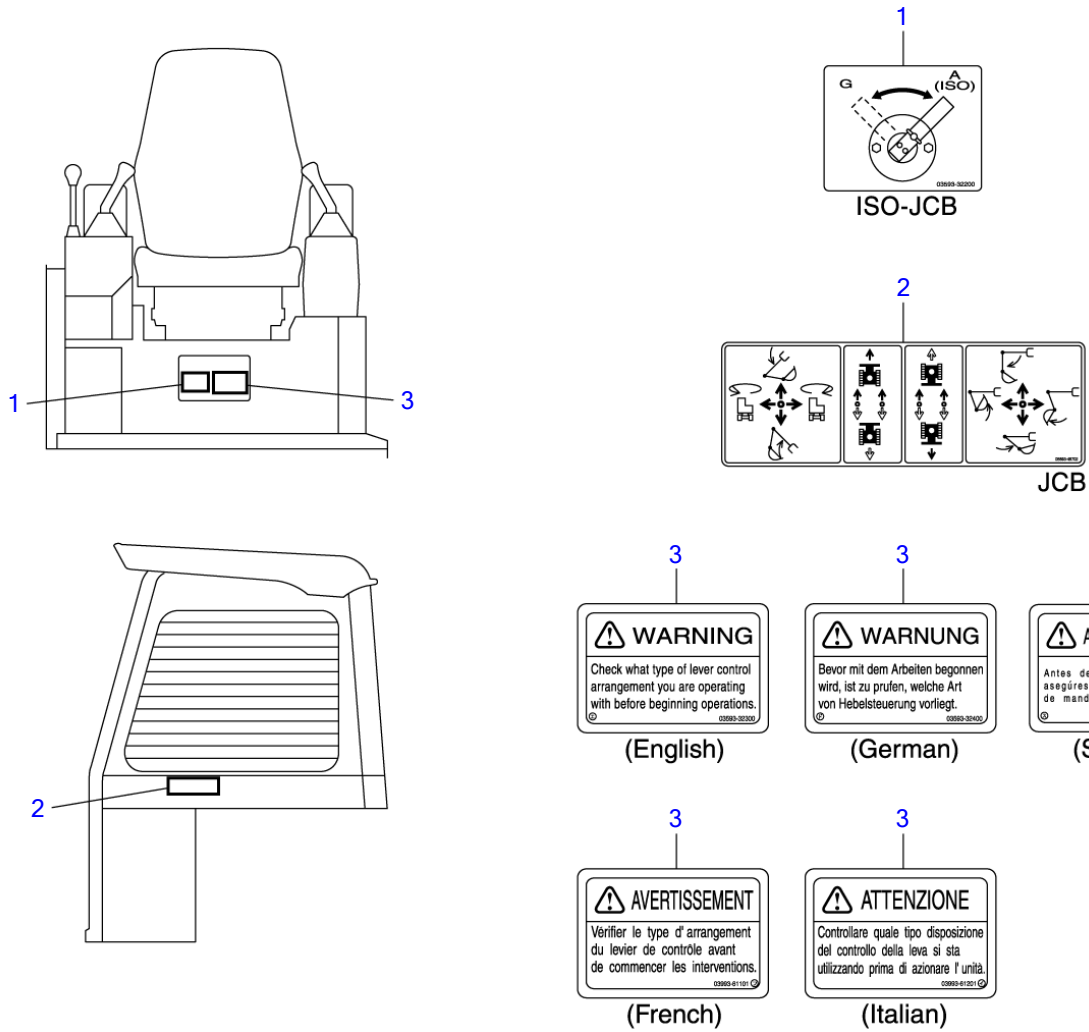
G5G210

S=FREE

**DECAL (selecter valve, cab)**

Item	Part number	Description	Q'ty	Chan.	Serial No.	Serv.	Remarks
0	<b>0379362800</b>	DECAL SET (English)	1				X03793-62800-1
	<b>0379362900</b>	DECAL SET (German)	1				X03793-62900-1
	<b>0379363000</b>	DECAL SET (Spanish)	1				X03793-63000-1
	<b>0379363600</b>	DECAL SET (French)	1				X03793-63600-1
	<b>0379363700</b>	DECAL SET (Italian)	1				X03793-63700-1
1	<b>0359332200</b>	• DECAL	1				ISO-JCB
2	<b>0569349702</b>	• DECAL	1				JCB
3	<b>0359332300</b>	• DECAL	1				English
	<b>0359332400</b>	• DECAL	1				German
	<b>0329364020</b>	• DECAL	1				Spanish
	<b>0399361101</b>	• DECAL	1				French
	<b>0399361201</b>	• DECAL	1				Italian
	<b>G5G210</b>						

TB138FR Book No. BG5Z002 S/N 13810003-  
**DECAL (selecter valve, canopy)**



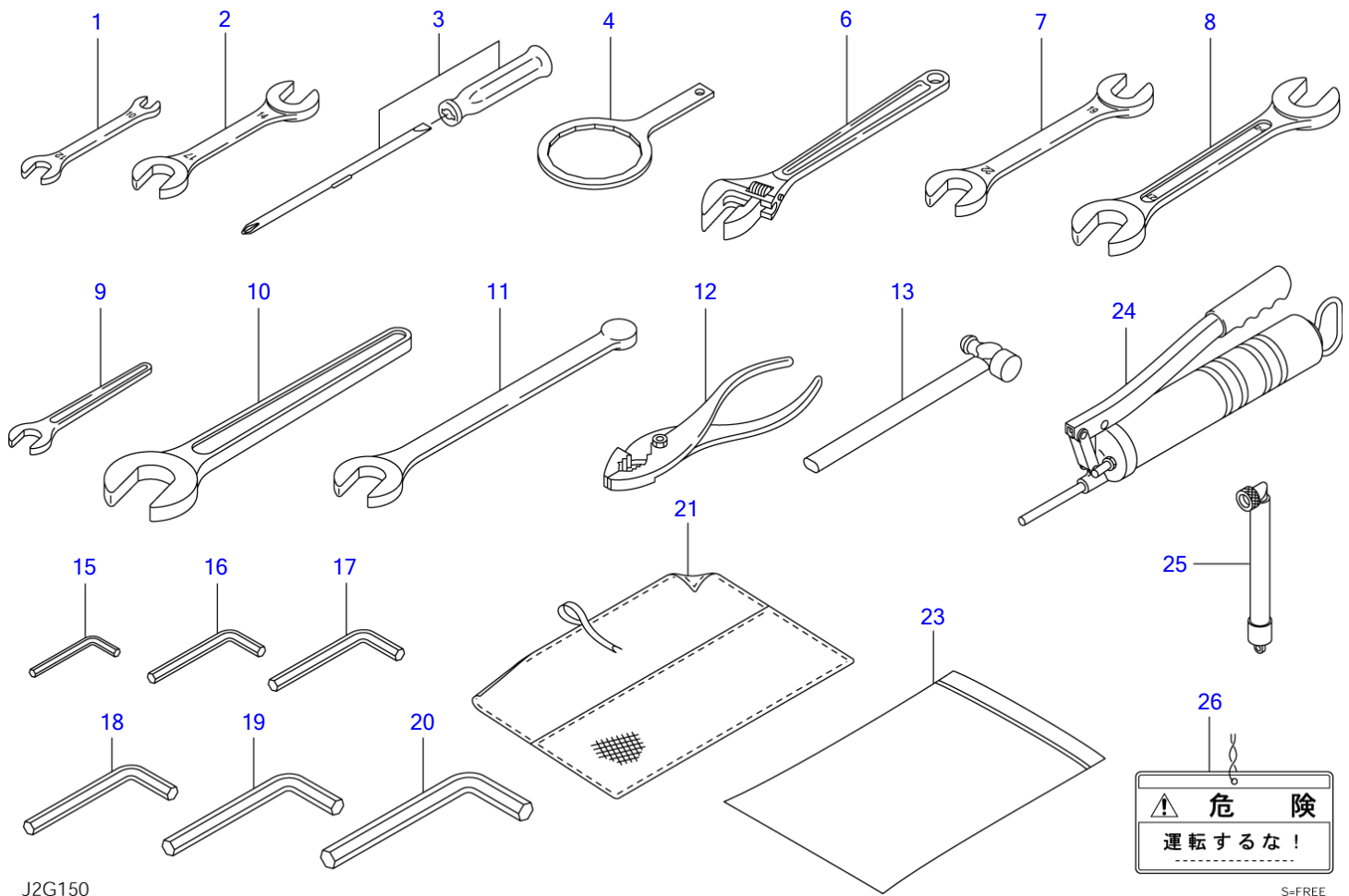
G5G220

S=FREE

**DECAL (selecter valve, canopy)**

Item	Part number	Description	Q'ty	Chan.	Serial No.	Serv.	Remarks
0	<b>0379363100</b>	DECAL SET (English)	1				X03793-63100-1
	<b>0379363200</b>	DECAL SET (German)	1				X03793-63200-1
	<b>0379363300</b>	DECAL SET (Spanish)	1				X03793-63300-1
	<b>0379363800</b>	DECAL SET (French)	1				X03793-63800-1
	<b>0379363900</b>	DECAL SET (Italian)	1				X03793-63900-1
1	<b>0359332200</b>	• DECAL	1				ISO-JCB
2	<b>0569349702</b>	• DECAL	1				JCB
3	<b>0359332300</b>	• DECAL	1				English
	<b>0359332400</b>	• DECAL	1				German
	<b>0329364020</b>	• DECAL	1				Spanish
	<b>0399361101</b>	• DECAL	1				French
	<b>0399361201</b>	• DECAL	1				Italian
	<b>G5G220</b>						

TB138FR Book No. BG5Z002 S/N 13810003-  
TOOL & ACCESSORIES

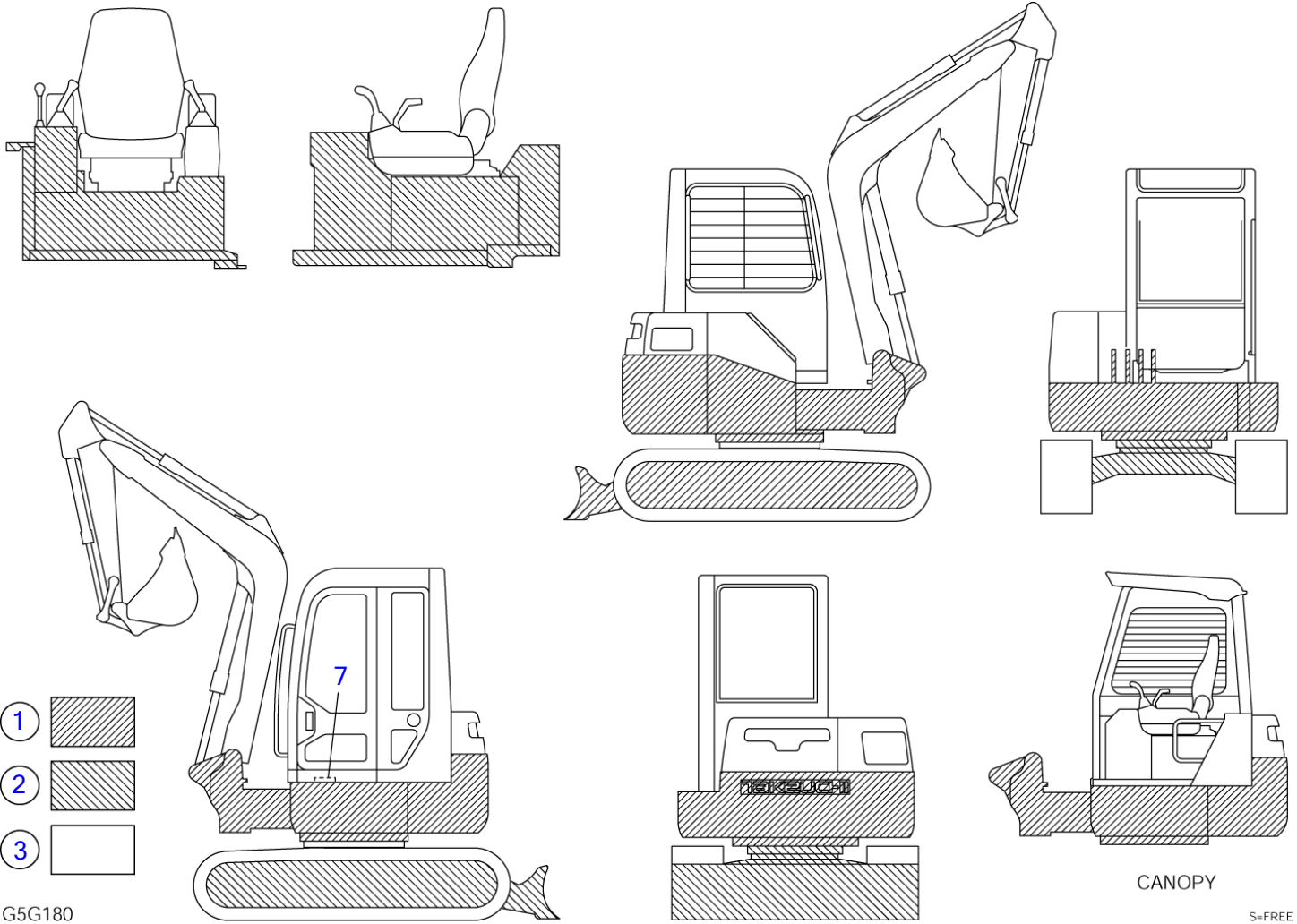


J2G150

S=FREE

**TOOL & ACCESSORIES**

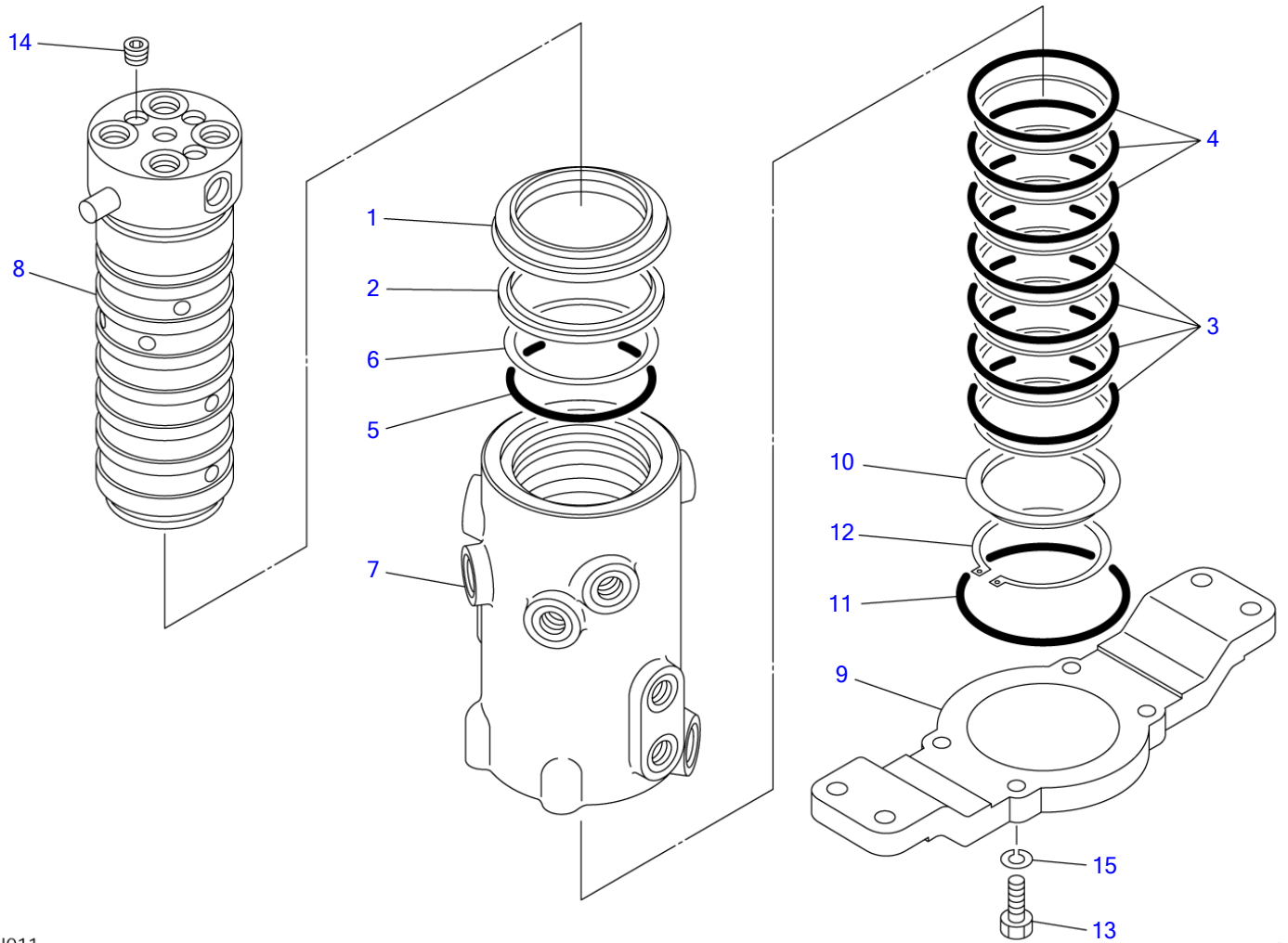
Item	Part number	Description	Q'ty	Chan.	Serial No.	Serv.	Remarks
		TOOL ASSY (for Japan)					X03792-07500-0
		TOOL ASSY					X03792-07600-0
0	<b>0379207010</b>	TOOL ASSY	1				
1	<b>1910047081</b>	• SPANNER	1				Y28110-100120
2	<b>1910047082</b>	• SPANNER	1				Y28110-140170
3	<b>1910006112</b>	• SCREWDRIVER	1				Y104200-92350
4	<b>1910065081</b>	• WRENCH, filter	1				Y119640-92750
6	<b>1690400250</b>	• WRENCH, monkey	1				
7	<b>1690001922</b>	• SPANNER	1				
8	<b>1690002427</b>	• SPANNER	1				
9	<b>1690100013</b>	• SPANNER	1				
10	<b>1690100041</b>	• SPANNER	1				
11	<b>1690900026</b>	• SPANNER	1				
12	<b>1690500200</b>	• PLIER	1				
13	<b>1690300330</b>	• HAMMER	1				
15	<b>1690600400</b>	• WRENCH, hex.	1				
16	<b>1690600500</b>	• WRENCH, hex.	1				
17	<b>1690600600</b>	• WRENCH, hex.	1				
18	<b>1690600800</b>	• WRENCH, hex.	1				
19	<b>1690601000</b>	• WRENCH, hex.	1				
20	<b>1690601400</b>	• WRENCH, hex.	1				
21	<b>1691400001</b>	• CASE, tool	1				
23	<b>1691900001</b>	• CASE	1				
24	<b>1691060600</b>	GUN, grease	1				
	<b>1691010800</b>	GUN, grease	1				for Japan
25	<b>1554512601</b>	TUBE	1				for EU
26	<b>0359325160</b>	PLATE	1				for Japan
	<b>G5g170</b>						





Item	Part number	PAINTED COLOR Description	Q'ty	Chan.	Serial No.	Serv.	Remarks
		PAINTED COLOR (cab, rubber crawler)					X03791-91100-0
		PAINTED COLOR (cab, steel crawler)					X03791-91200-0
		PAINTED COLOR (canopy, rubber crawler)					X03791-91300-0
		PAINTED COLOR (canopy, steel crawler)					X03791-91400-0
1	<b>1919060105</b>	RED					
	<b>1919069105</b>	RED					spray
2	<b>1919060208</b>	GRAY					
	<b>1919069208</b>	GRAY					spray
3	<b>1919060207</b>	LIGHT GRAY					
	<b>1919069207</b>	LIGHT GRAY					spray
7	<b>1919060175</b>	YELLOW					
	<b>1919069175</b>	YELLOW					spray
		<<NOTE>>					
		The part of the steel carawler uses item 2.					
	<b>G5g180</b>						

TB138FR Book No. BG5Z002 S/N 13810003-  
SWIVEL JOINT



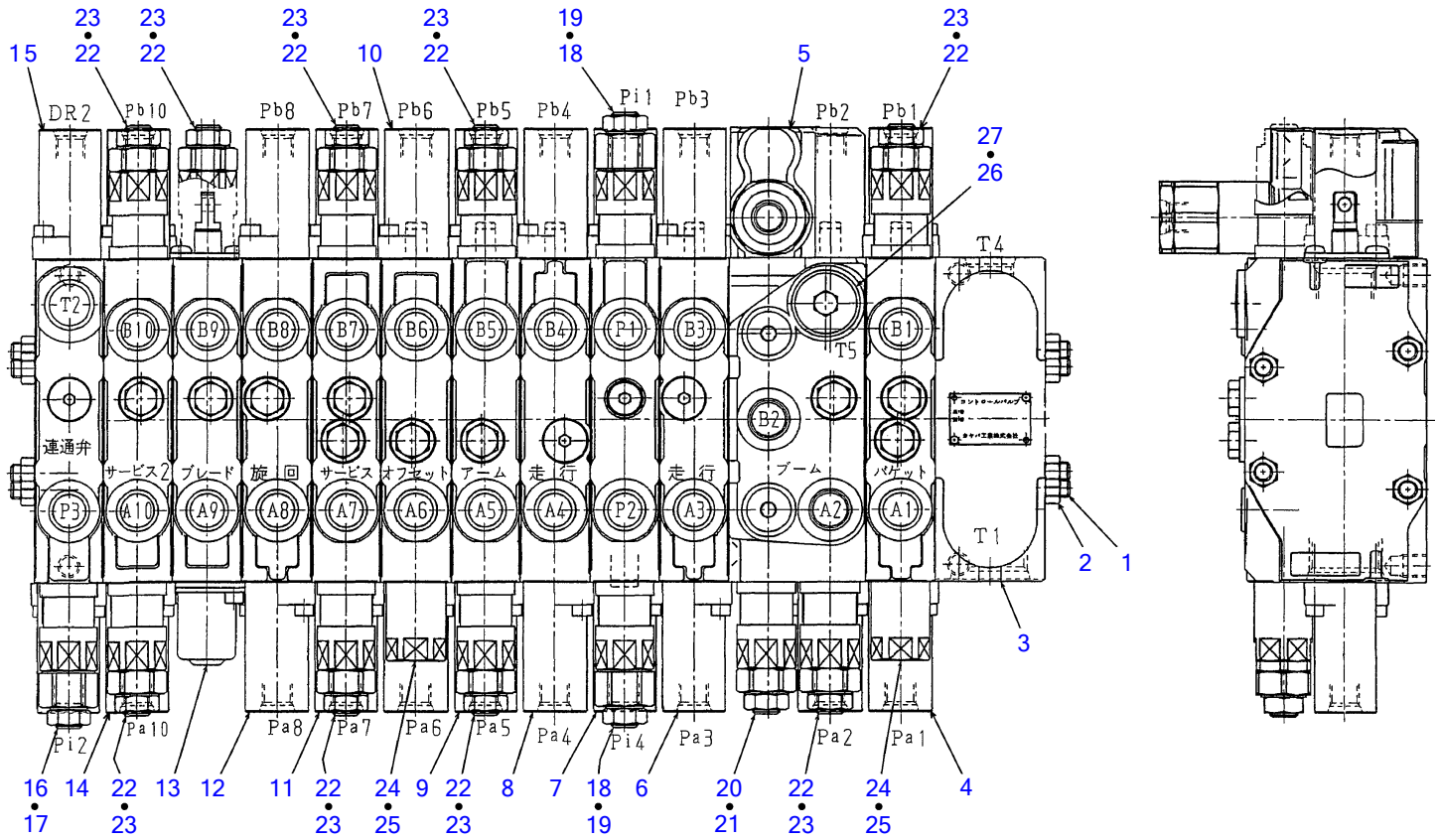
G4H011

S=1/4

**SWIVEL JOINT**

Item	Part number	Description	Q'ty	Chan.	Serial No.	Serv.	Remarks
0	<b>1904005900</b>	JOINT, swivel	1				
0-1	<b>1904006399</b>	• KIT, seal	1				
1	X <b>1904002391</b>	• • SEAL, dust	1				
2	X <b>1904000494</b>	• • SEAL, dust	1				
3	X <b>1904006316</b>	• • SEAL, slipper	4				
4	X <b>1904006317</b>	• • SEAL, slipper	3				
5	X <b>1420010800</b>	• • O-RING	1				
6	X <b>1421030800</b>	• • RING, back-up	1				
7	<b>1904005901</b>	• HUB	1				
8	<b>1904005911</b>	• SHAFT	1				
9	<b>1904003621</b>	• FLANGE	1				
10	<b>1904003691</b>	• SPACER	1				
11	<b>1420110950</b>	• O-RING	1				
12	<b>1221000072</b>	• RING, snap	1				
13	<b>1100041030</b>	• BOLT	4				
14	<b>1501810002</b>	• PLUG	3				
15	<b>1140010010</b>	• WASHER, spring	4				
	<b>G4h012</b>						

TB138FR Book No. BG5Z002 S/N 13810003-  
CONTROL VALVE

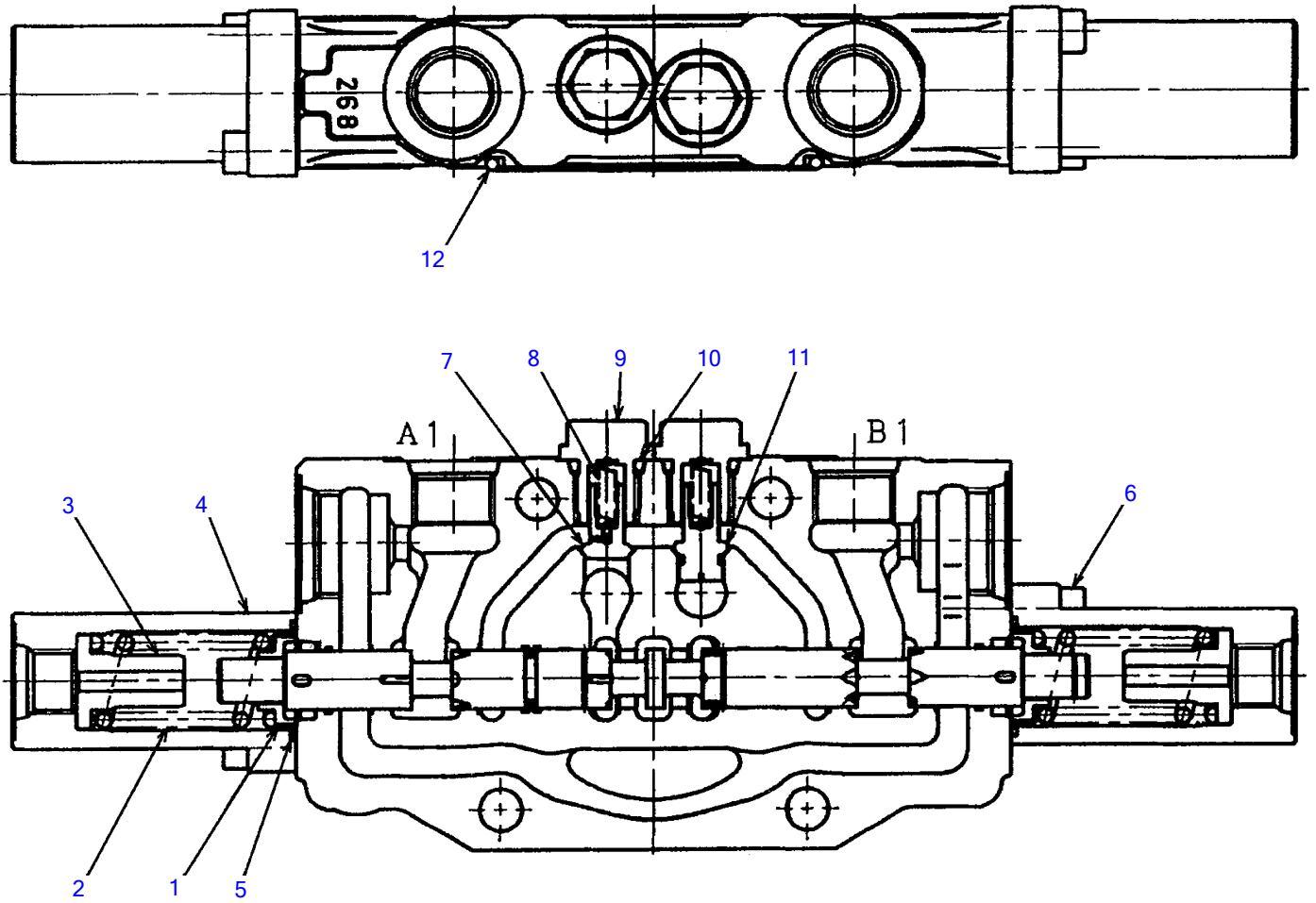


G5H010

S=free

**CONTROL VALVE**

Item	Part number	Description	Q'ty	Chan.	Serial No.	Serv.	Remarks
0	1901044400	VALVE ASSY, control	1				
	1901044500	VALVE ASSY, control	1				with 2nd aux. lines
1	1901044408	• ROD, tie	4				
	1901027607	• ROD, tie	4				with 2nd aux. lines
2	1130020008	• NUT	8				
3	1901044404	• HOUSING ASSY	1				T1, T4
4	1901044413	• BLOCK ASSY; No.1	1				bucket
5	1901044411	• BLOCK ASSY; No.2	1				boom
6	1901044415	• BLOCK ASSY; No.3	1				traction R.H.
7	1901044401	• BLOCK ASSY; No.4	1				P1, P2
8	1901044416	• BLOCK ASSY; No.5	1				traction L.H.
9	1901044412	• BLOCK ASSY; No.6	1				arm
10	1901044402	• BLOCK ASSY; No.7	1				offset
11	1901044419	• BLOCK ASSY; No.8	1				auxiliary 1
12	1901044414	• BLOCK ASSY; No.9	1				slew
13	1901044417	• BLOCK ASSY; No.10	1				blade
14	1901044519	• BLOCK ASSY; No.11 (with 2nd aux. lines)	1				auxiliary 2
15	1901044420	• BLOCK ASSY; No.12	1				
16	1901038024	• VALVE ASSY	1				relief
17	1420310910	• • O-RING	1				
18	1901038025	• VALVE ASSY	2				relief
19	1420310910	• • O-RING	1				
20	1901038023	• VALVE ASSY	1				over load
21	1420310910	• • O-RING	1				
22	1901038823	• VALVE ASSY	7				over load
	1901038823	• VALVE ASSY (with 2nd aux. lines)	9				over load
23	1420310910	• • O-RING	1				
24	1901042625	• VALVE ASSY	2				antivoid
25	1420310910	• • O-RING	1				
26	1901044426	• PLUG ASSY	1				
27	1420010180	• • O-RING	1				
	G5h010						

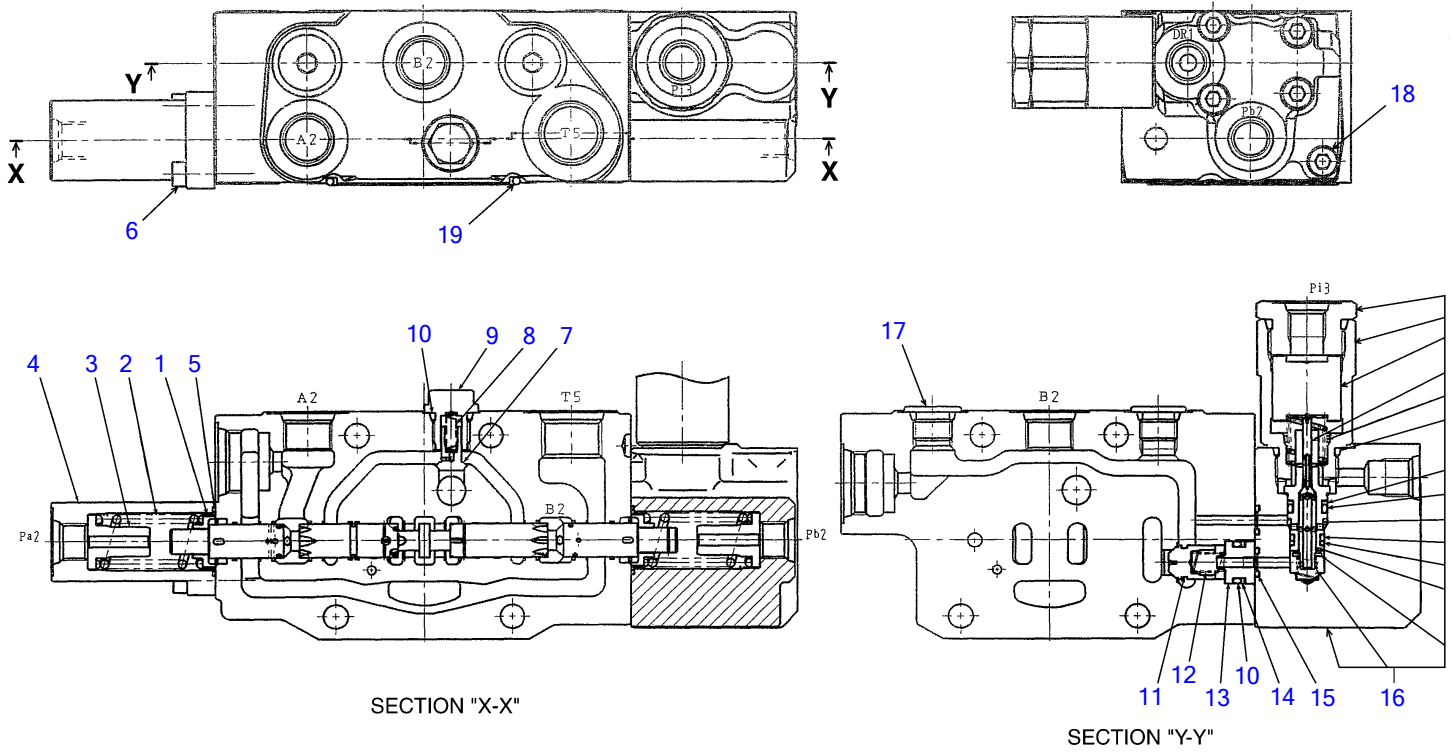


G5H020

S-free

**BLOCK ASSY; No. 1**

Item	Part number	Description	Q'ty	Chan.	Serial No.	Serv.	Remarks
0	<b>1901044413</b>	BLOCK ASSY; No.1	1				bucket
1	<b>1901031752</b>	▪ HOLDER, spring	2				
2	<b>1901042657</b>	▪ SPRING	2				
3	<b>1901038851</b>	▪ HOLDER, spring	2				
4	<b>1901038866</b>	▪ CAP	2				
5	<b>1420500220</b>	▪ O-RING	2				
6	<b>1110020518</b>	▪ SCREW, cap	4				
7	<b>1901038826</b>	▪ PLUNGER	1				
8	<b>1901038857</b>	▪ SPRING	2				
9	<b>1901038890</b>	▪ PLUG	2				
10	<b>1420010110</b>	▪ O-RING	2				
11	<b>1901038827</b>	▪ PLUNGER	1				
12	<b>1901038881</b>	▪ O-RING	1				
	<b>G5h020</b>						



G5H030

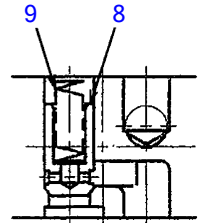
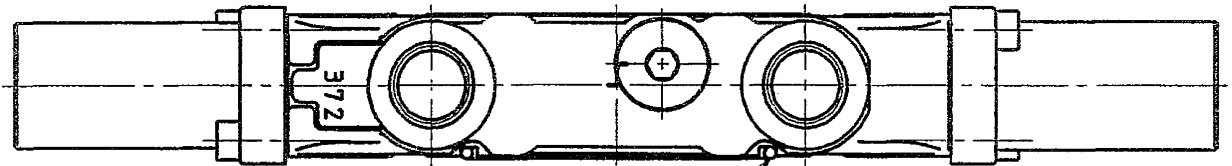
S=free



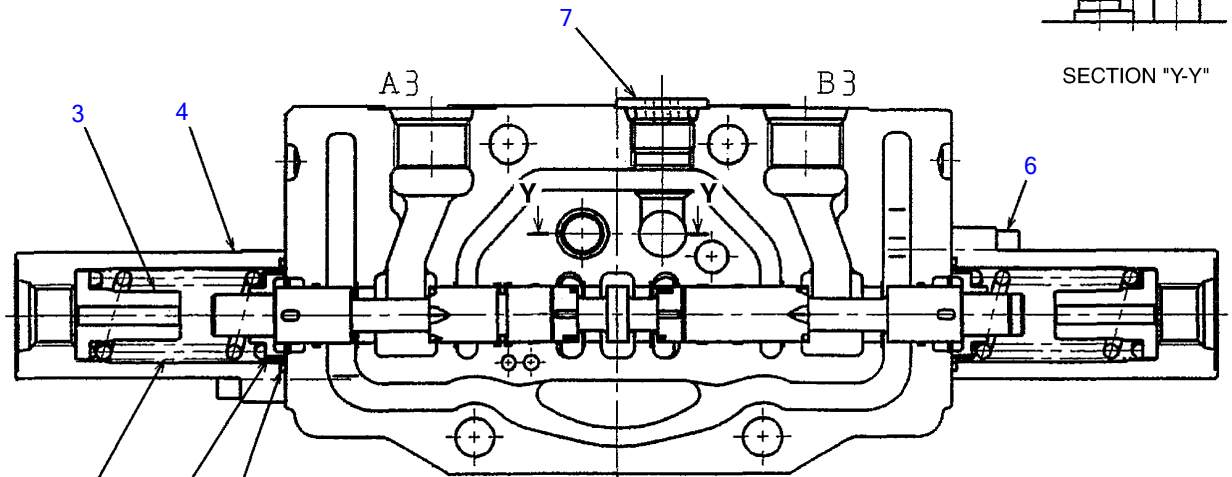
**BLOCK ASSY; No. 2**

Item	Part number	Description	Q'ty	Chan.	Serial No.	Serv.	Remarks
0	<b>1901044411</b>	BLOCK ASSY; No.2	1				boom
1	<b>1901031752</b>	▪ HOLDER, spring	2				
2	<b>1901042657</b>	▪ SPRING	2				
3	<b>1901038851</b>	▪ HOLDER, spring	2				
4	<b>1901038866</b>	▪ CAP	1				
5	<b>1420500220</b>	▪ O-RING	2				
6	<b>1110020518</b>	▪ SCREW, cap	2				
7	<b>1901038826</b>	▪ PLUNGER	1				
8	<b>1901038857</b>	▪ SPRING	1				
9	<b>1901038890</b>	▪ PLUG	1				
10	<b>1420010110</b>	▪ O-RING	2				
11	<b>1901042660</b>	▪ PLUNGER	1				
12	<b>1901042659</b>	▪ SPRING	1				
13	<b>1901042658</b>	▪ SPACER	1				
14	<b>1421020110</b>	▪ RING, back-up	1				
15	<b>1420010070</b>	▪ O-RING	2				
16	<b>1901044498</b>	▪ VALVE ASSY	1				
17	<b>1901038893</b>	▪ PLUG ASSY	2				
18	<b>1110020660</b>	▪ SCREW, cap	5				
19	<b>1901038881</b>	▪ O-RING	1				

**G5h030**



SECTION "Y-Y"

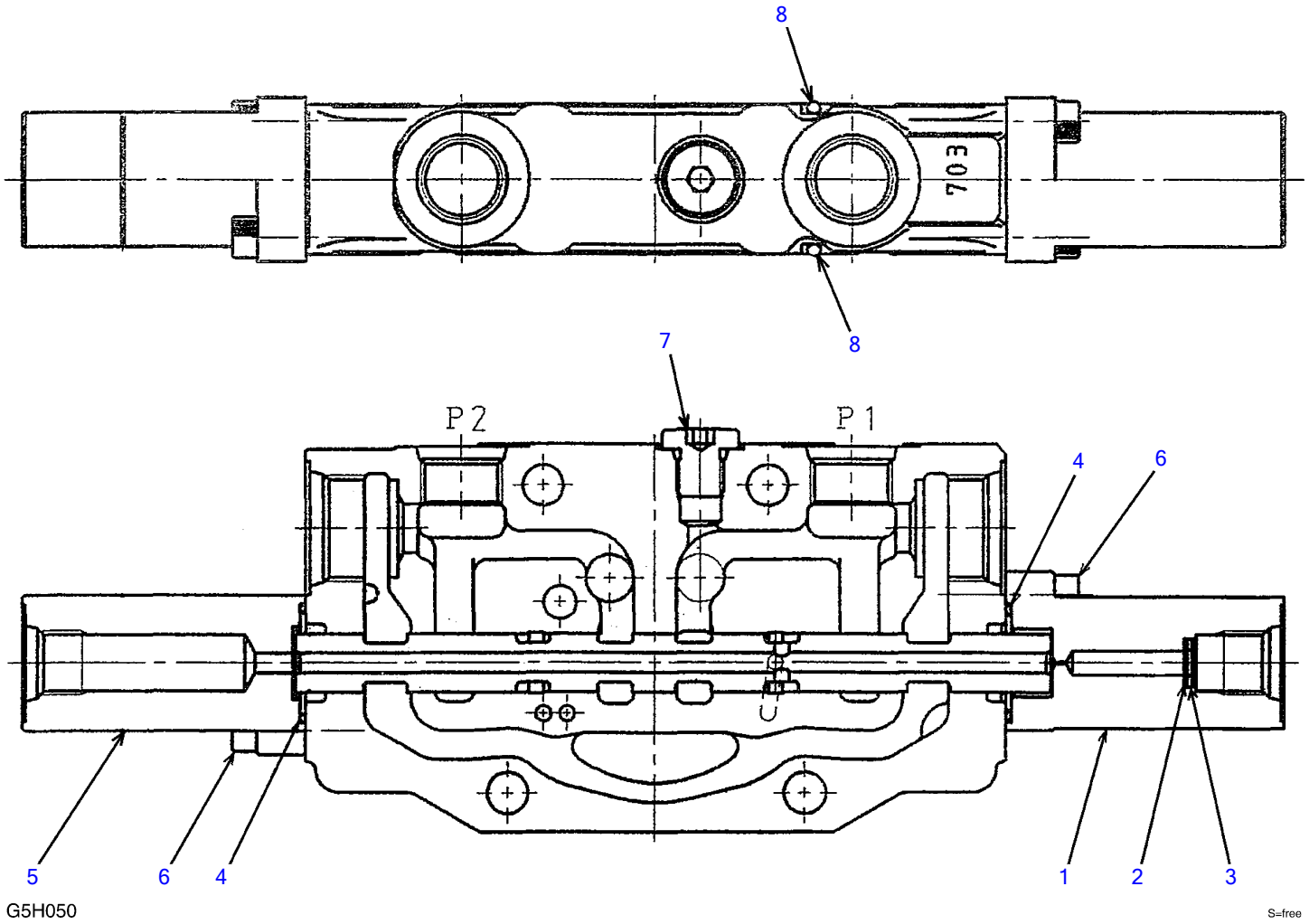


G5H040

S-free

**BLOCK ASSY; No. 3**

Item	Part number	Description	Q'ty	Chan.	Serial No.	Serv.	Remarks
0	<b>1901044415</b>	BLOCK ASSY; No.3	1				traction R.H.
1	<b>1901031752</b>	▪ HOLDER, spring	2				
2	<b>1901042657</b>	▪ SPRING	2				
3	<b>1901038851</b>	▪ HOLDER, spring	2				
4	<b>1901038866</b>	▪ CAP	2				
5	<b>1420500220</b>	▪ O-RING	2				
6	<b>1110020518</b>	▪ SCREW, cap	4				
7	<b>1901038893</b>	▪ PLUG ASSY	1				
8	<b>1901038829</b>	▪ PLUNGER	1				
9	<b>1901027757</b>	▪ SPRING	1				
10	<b>1901038881</b>	▪ O-RING	1				
	<b>G5h040</b>						

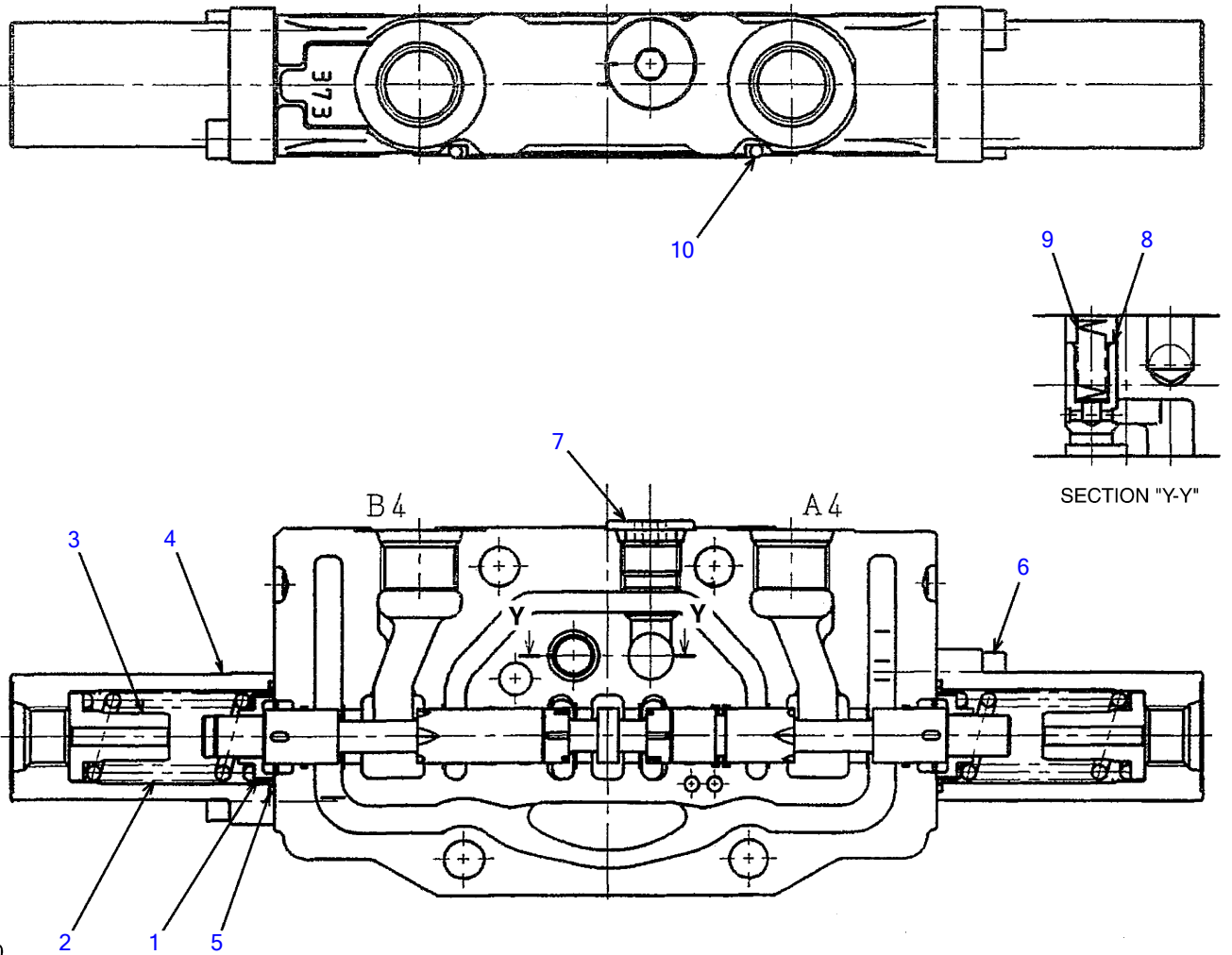


G5H050

S=free

**BLOCK ASSY; No. 4**

Item	Part number	Description	Q'ty	Chan.	Serial No.	Serv.	Remarks
0	<b>1901044401</b>	BLOCK ASSY; No.4	1				P1, P2
1	<b>1901038869</b>	▪ CAP	1				
2	<b>1901042672</b>	▪ FILTER	1				
3	<b>1901042673</b>	▪ WASHER	1				
4	<b>1420500220</b>	▪ O-RING	2				
5	<b>1901044466</b>	▪ CAP	1				
6	<b>1110020518</b>	▪ SCREW, cap	4				
7	<b>1901036677</b>	▪ PLUG ASSY	1				
8	<b>1901038881</b>	▪ O-RING	2				
	<b>G5h050</b>						

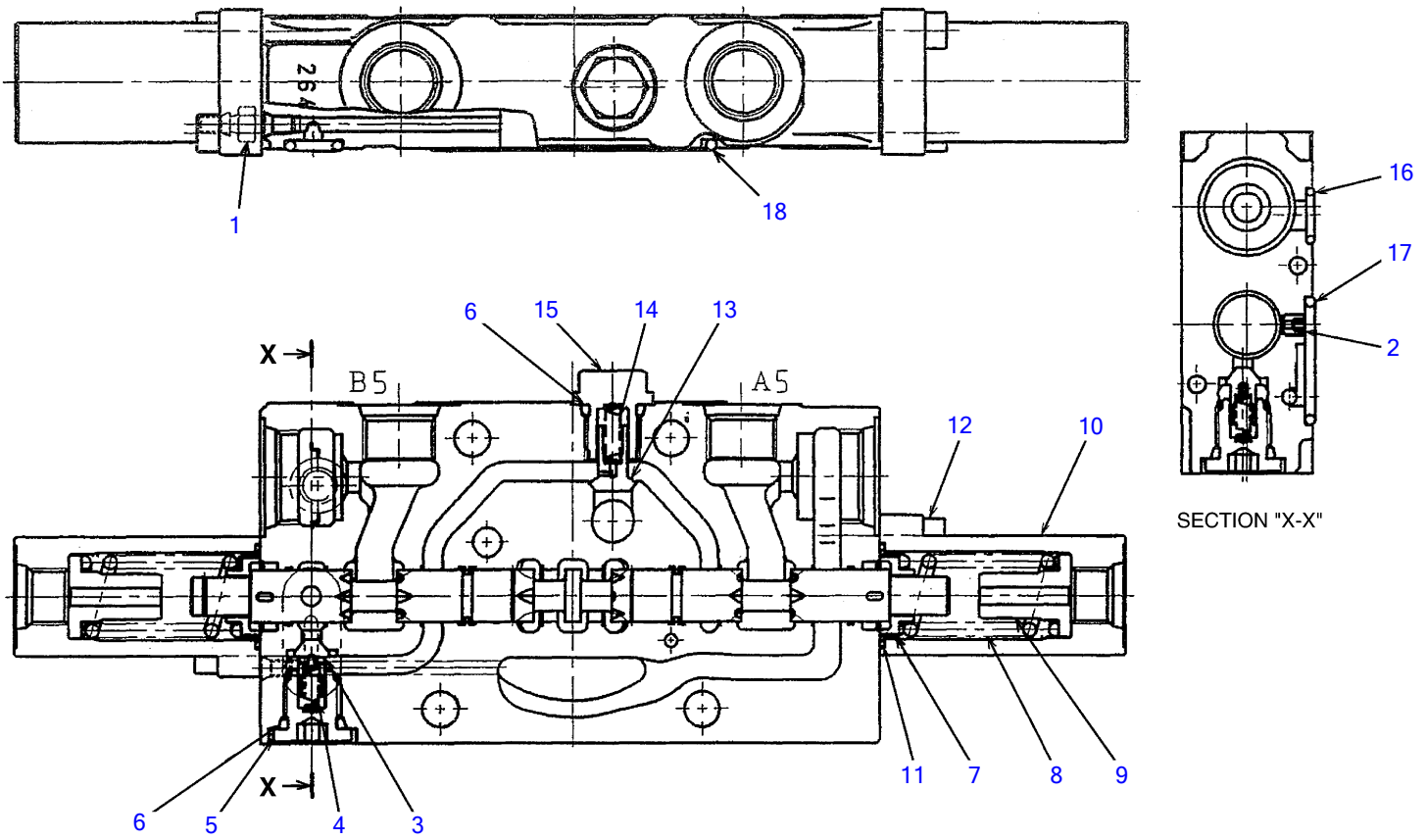


G5H060

S=free

**BLOCK ASSY; No. 5**

Item	Part number	Description	Q'ty	Chan.	Serial No.	Serv.	Remarks
0	<b>1901044416</b>	BLOCK ASSY; No.5	1				traction L.H.
1	<b>1901031752</b>	▪ HOLDER, spring	2				
2	<b>1901042657</b>	▪ SPRING	2				
3	<b>1901038851</b>	▪ HOLDER, spring	2				
4	<b>1901038866</b>	▪ CAP	2				
5	<b>1420500220</b>	▪ O-RING	2				
6	<b>1110020518</b>	▪ SCREW, cap	4				
7	<b>1901038893</b>	▪ PLUG ASSY	1				
8	<b>1901038829</b>	▪ PLUNGER	1				
9	<b>1901027757</b>	▪ SPRING	1				
10	<b>1901038881</b>	▪ O-RING	1				
	<b>G5h060</b>						



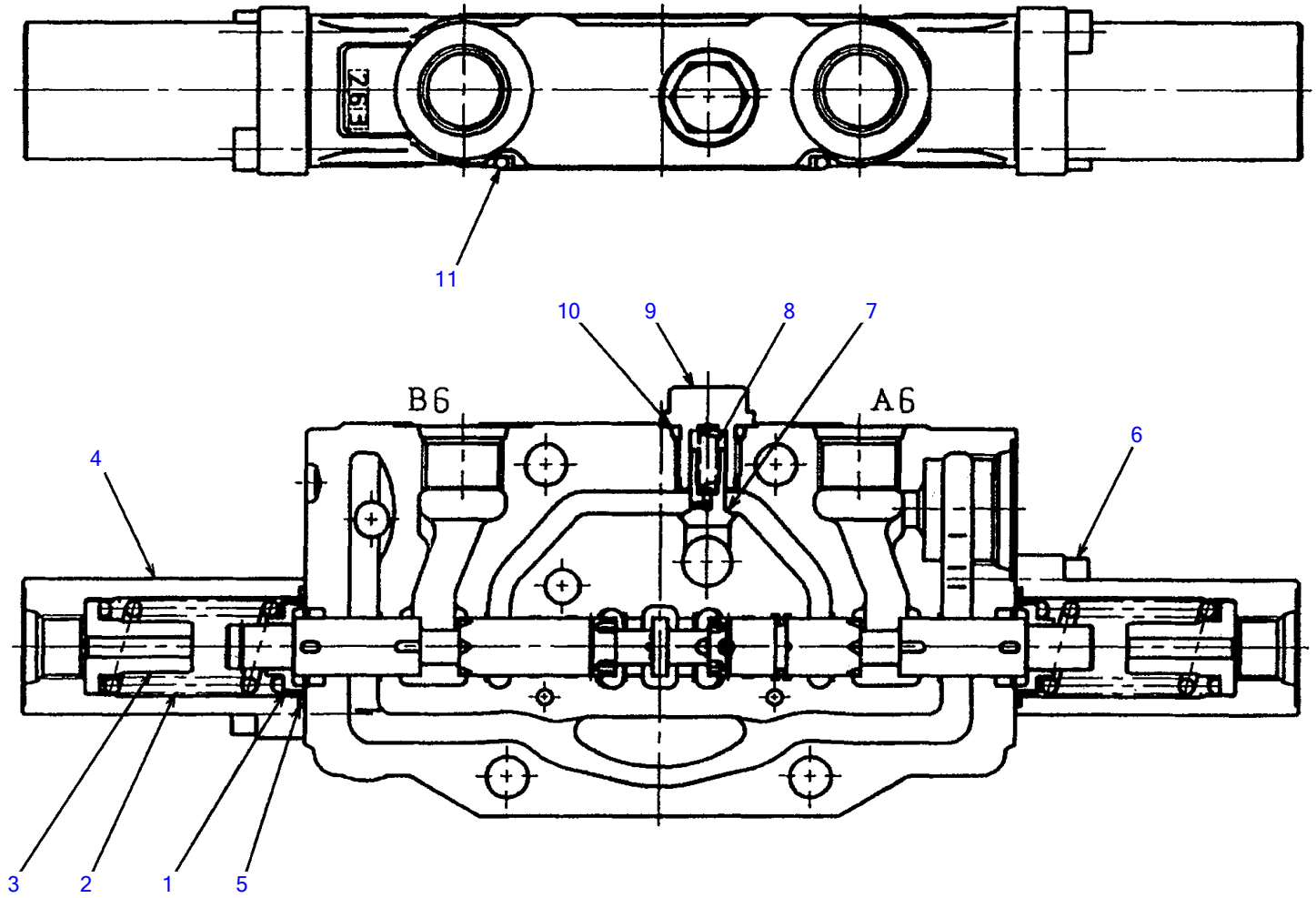
G5H070

S-free



**BLOCK ASSY; No. 6**

Item	Part number	Description	Q'ty	Chan.	Serial No.	Serv.	Remarks
0	<b>1901044412</b>	BLOCK ASSY; No.6	1				arm
1	<b>1901042790</b>	▪ PLUG	1				
2	<b>1901044471</b>	▪ ORIFICE PLUG	1				
3	<b>1901038828</b>	▪ PLUNGER	1				
4	<b>1901027858</b>	▪ SPRING	1				
5	<b>1901038892</b>	▪ PLUG	1				
6	<b>1420010110</b>	▪ O-RING	2				
7	<b>1901031752</b>	▪ HOLDER, spring	2				
8	<b>1901042657</b>	▪ SPRING	2				
9	<b>1901038851</b>	▪ HOLDER, spring	2				
10	<b>1901038866</b>	▪ CAP	2				
11	<b>1420500220</b>	▪ O-RING	2				
12	<b>1110020518</b>	▪ SCREW, cap	4				
13	<b>1901038826</b>	▪ PLUNGER	1				
14	<b>1901038857</b>	▪ SPRING	1				
15	<b>1901038890</b>	▪ PLUG	1				
16	<b>1420000100</b>	▪ O-RING	1				
17	<b>1420010200</b>	▪ O-RING	1				
18	<b>1901038881</b>	▪ O-RING	1				
	<b>G5h070</b>						

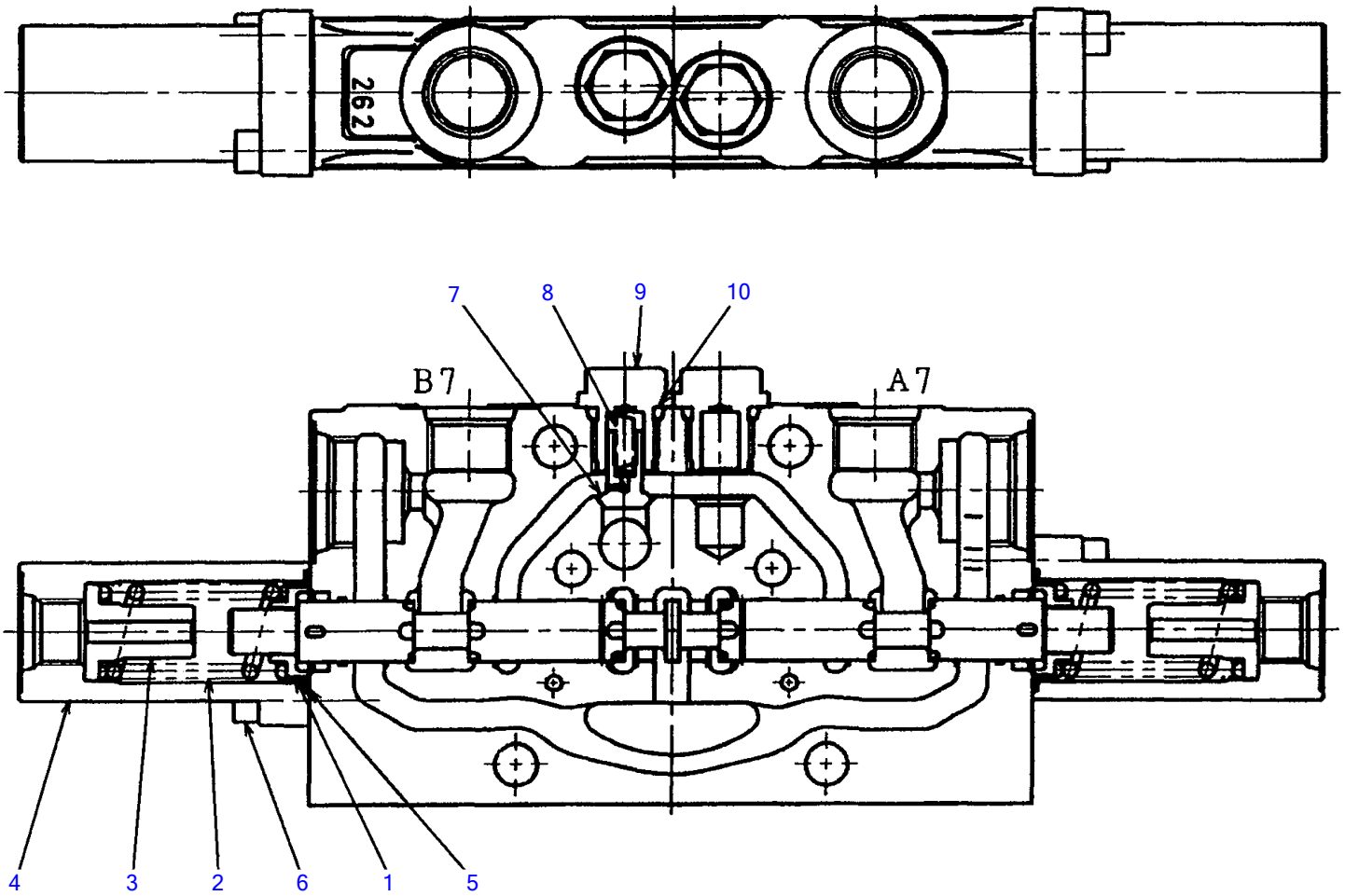


G5H080

S=free

**BLOCK ASSY; No. 7**

Item	Part number	Description	Q'ty	Chan.	Serial No.	Serv.	Remarks
0	<b>1901044402</b>	BLOCK ASSY; No.7	1				offset
1	<b>1901031752</b>	▪ HOLDER, spring	2				
2	<b>1901042657</b>	▪ SPRING	2				
3	<b>1901038851</b>	▪ HOLDER, spring	2				
4	<b>1901038866</b>	▪ CAP	2				
5	<b>1420500220</b>	▪ O-RING	2				
6	<b>1110020518</b>	▪ SCREW, cap	4				
7	<b>1901038826</b>	▪ PLUNGER	1				
8	<b>1901038857</b>	▪ SPRING	1				
9	<b>1901038890</b>	▪ PLUG	1				
10	<b>1420010110</b>	▪ O-RING	1				
11	<b>1901038881</b>	▪ O-RING	1				
	<b>G5h080</b>						

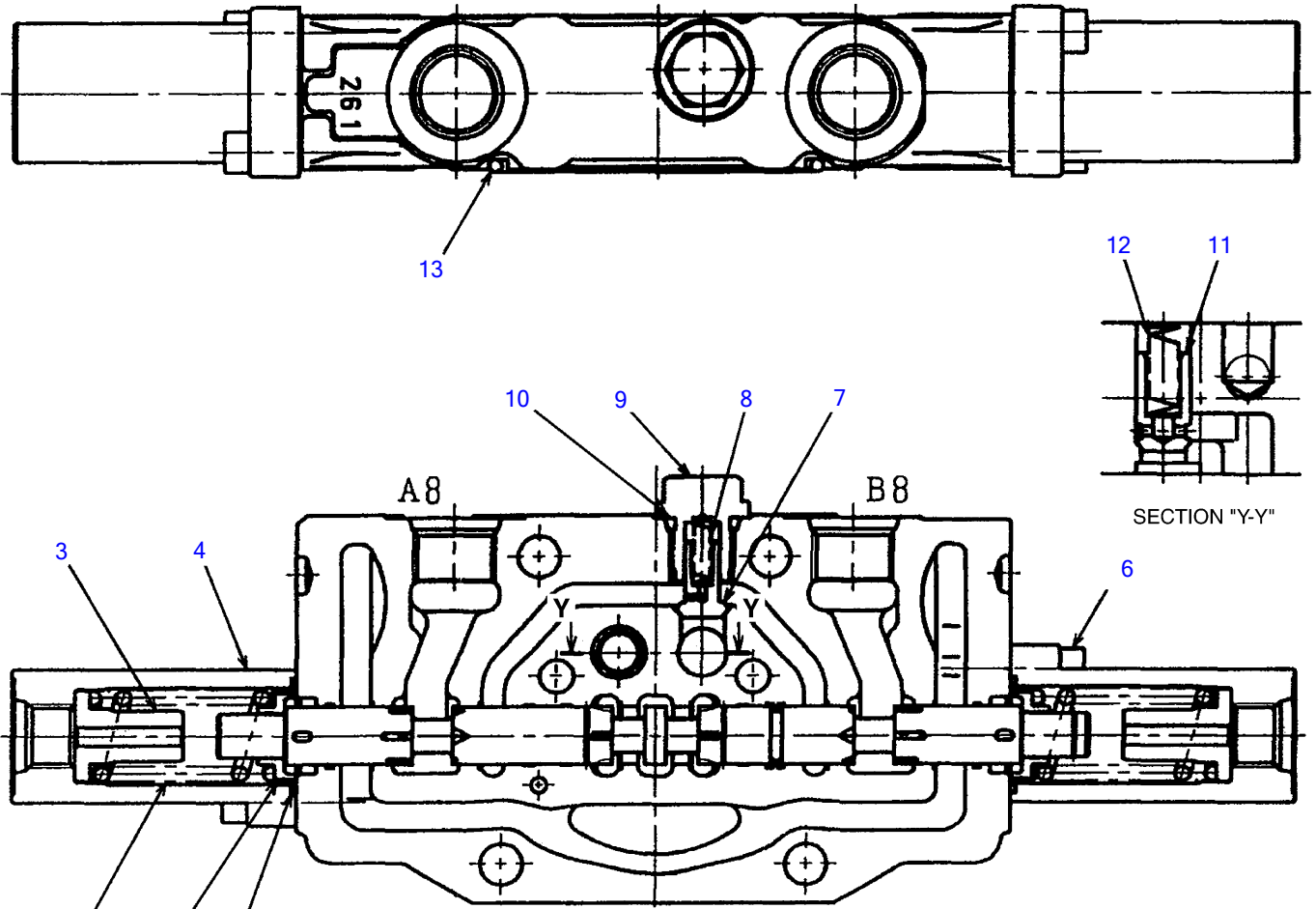


G5H090

S=free

**BLOCK ASSY; No. 8**

Item	Part number	Description	Q'ty	Chan.	Serial No.	Serv.	Remarks
0	<b>1901044419</b>	BLOCK ASSY; No.8	1				auxiliary 1
1	<b>1901031752</b>	▪ HOLDER, spring	2				
2	<b>1901042657</b>	▪ SPRING	2				
3	<b>1901038851</b>	▪ HOLDER, spring	2				
4	<b>1901038866</b>	▪ CAP	2				
5	<b>1420500220</b>	▪ O-RING	2				
6	<b>1110020518</b>	▪ SCREW, cap	4				
7	<b>1901038826</b>	▪ PLUNGER	1				
8	<b>1901038857</b>	▪ SPRING	1				
9	<b>1901038890</b>	▪ PLUG	1				
10	<b>1420010110</b>	▪ O-RING	1				
	<b>G5h090</b>						

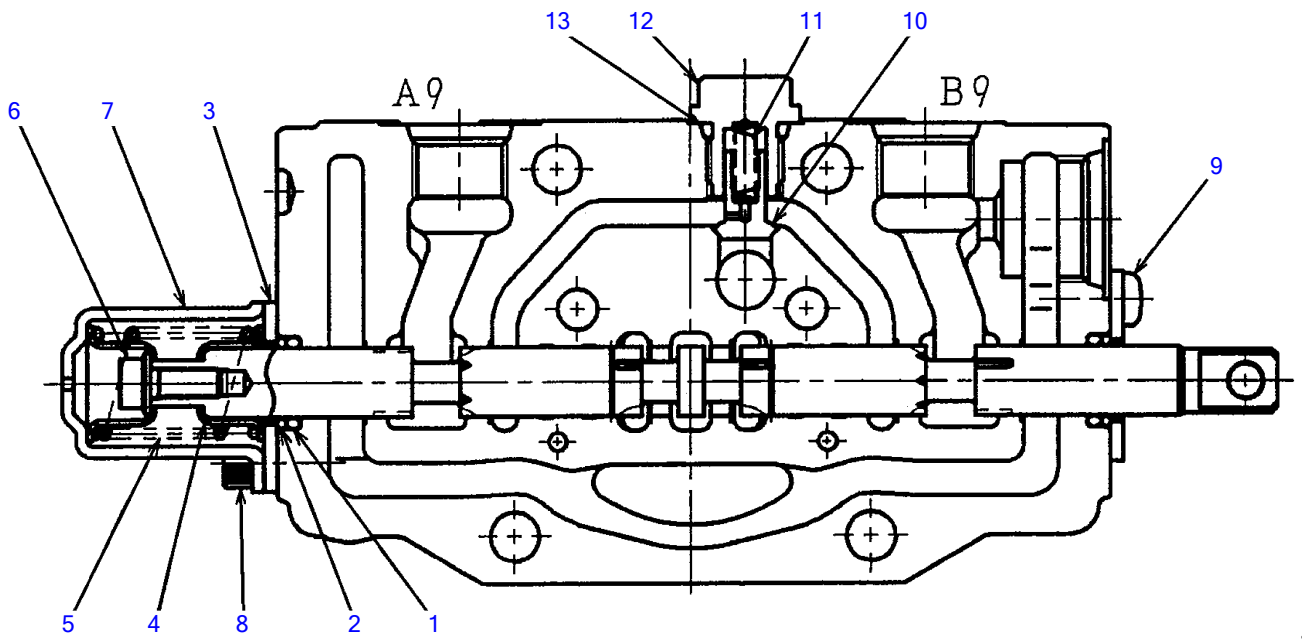
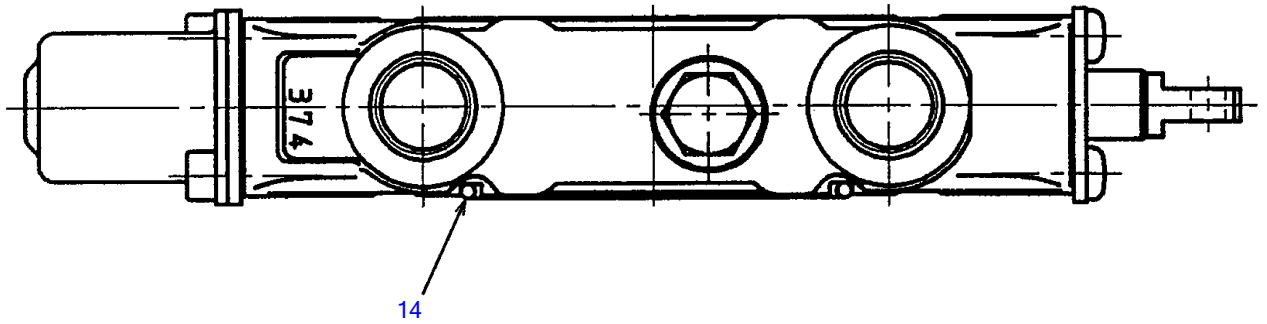


G5H100

S-free

**BLOCK ASSY; No. 9**

Item	Part number	Description	Q'ty	Chan.	Serial No.	Serv.	Remarks
0	<b>1901044414</b>	BLOCK ASSY; No.9	1				slew
1	<b>1901031752</b>	▪ HOLDER, spring	2				
2	<b>1901042657</b>	▪ SPRING	2				
3	<b>1901038851</b>	▪ HOLDER, spring	2				
4	<b>1901038866</b>	▪ CAP	2				
5	<b>1420500220</b>	▪ O-RING	2				
6	<b>1110020518</b>	▪ SCREW, cap	4				
7	<b>1901038826</b>	▪ PLUNGER	1				
8	<b>1901038857</b>	▪ SPRING	1				
9	<b>1901038890</b>	▪ PLUG	1				
10	<b>1420010110</b>	▪ O-RING	1				
11	<b>1901038829</b>	▪ PLUNGER	1				
12	<b>1901027757</b>	▪ SPRING	1				
13	<b>1901038881</b>	▪ O-RING	1				
	<b>G5h100</b>						



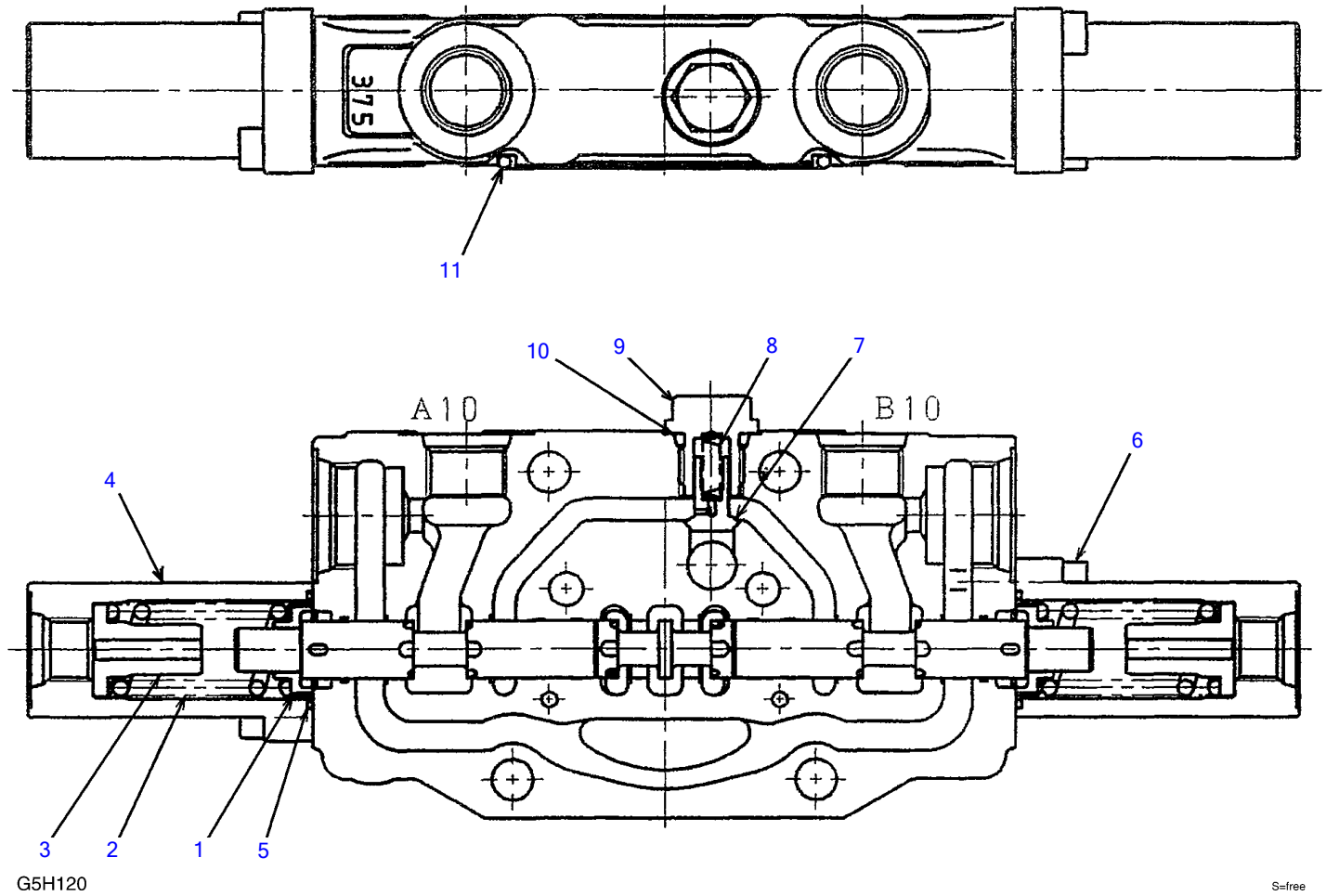
G5H110

S-free



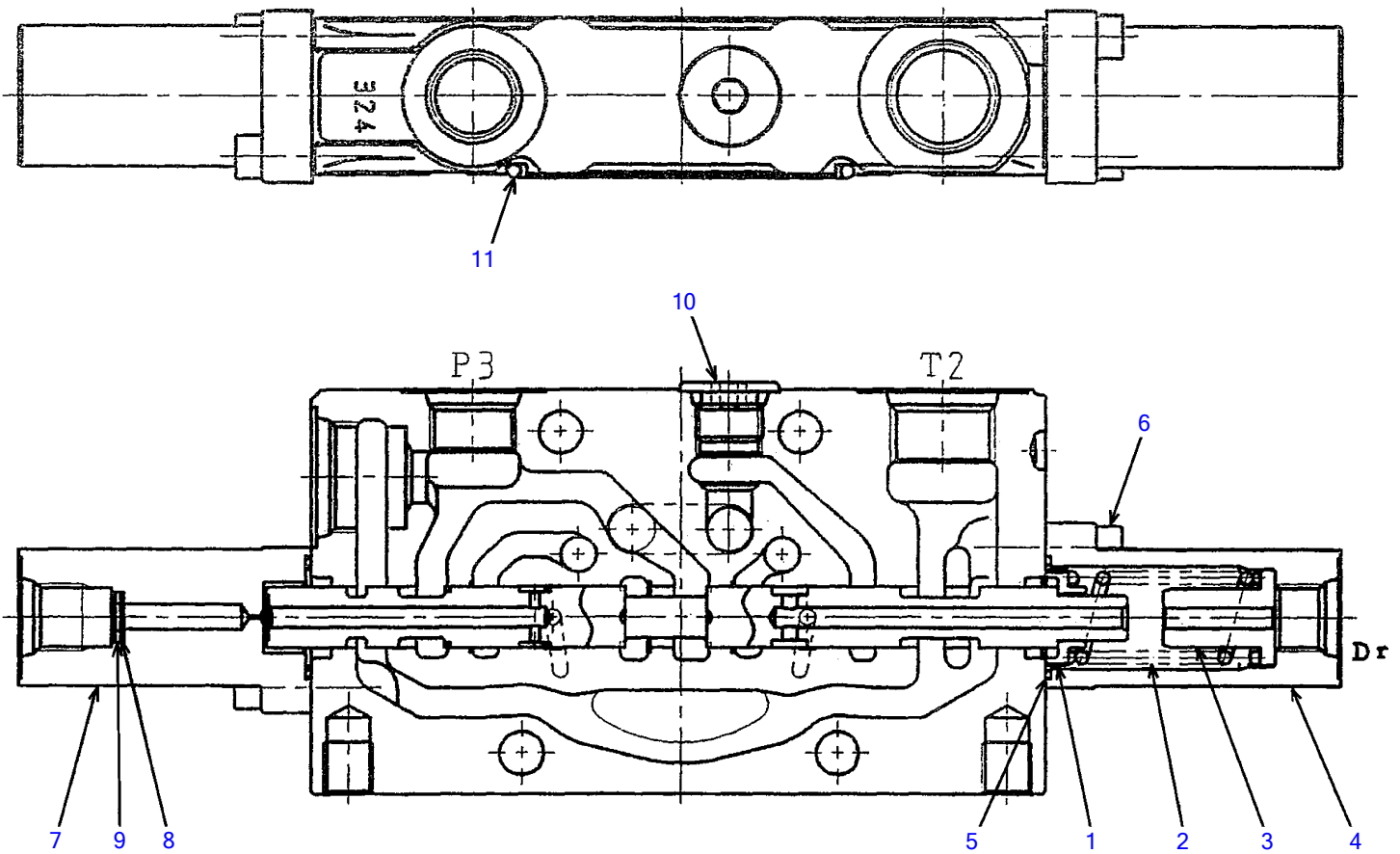
**BLOCK ASSY; No. 10**

Item	Part number	Description	Q'ty	Chan.	Serial No.	Serv.	Remarks
0	<b>1901044417</b>	BLOCK ASSY; No.10	1				blade
1	<b>1420000120</b>	• O-RING	2				
2	<b>1901027771</b>	• SEAL	2				
3	<b>1901027772</b>	• PLATE, seal	2				
4	<b>1901027792</b>	• HOLDER, spring	2				
5	<b>1901027758</b>	• SPRING	1				
6	<b>1901038831</b>	• SCREW, cap	1				
7	<b>1901038870</b>	• CAP	1				
8	<b>1110020512</b>	• SCREW, cap	2				
9	<b>1120540510</b>	• SCREW	2				
10	<b>1901038826</b>	• PLUNGER	1				
11	<b>1901038857</b>	• SPRING	1				
12	<b>1901038890</b>	• PLUG	1				
13	<b>1420010110</b>	• O-RING	1				
14	<b>1901038881</b>	• O-RING	1				
	<b>G5h110</b>						



**BLOCK ASSY; No. 11 (with 2nd aux. lines)**

Item	Part number	Description	Q'ty	Chan.	Serial No.	Serv.	Remarks
0	<b>1901044519</b>	BLOCK ASSY; No.11	1				
1	<b>1901031752</b>	▪ HOLDER, spring	2				
2	<b>1901042657</b>	▪ SPRING	2				
3	<b>1901038851</b>	▪ HOLDER, spring	2				
4	<b>1901038866</b>	▪ CAP	2				
5	<b>1420500220</b>	▪ O-RING	2				
6	<b>1110020518</b>	▪ SCREW, cap	4				
7	<b>1901038826</b>	▪ PLUNGER	1				
8	<b>1901038857</b>	▪ SPRING	1				
9	<b>1901038890</b>	▪ PLUG	1				
10	<b>1420010110</b>	▪ O-RING	1				
11	<b>1901038881</b>	▪ O-RING	1				
	<b>G5h120</b>						



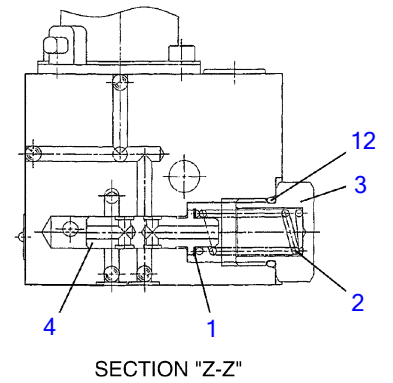
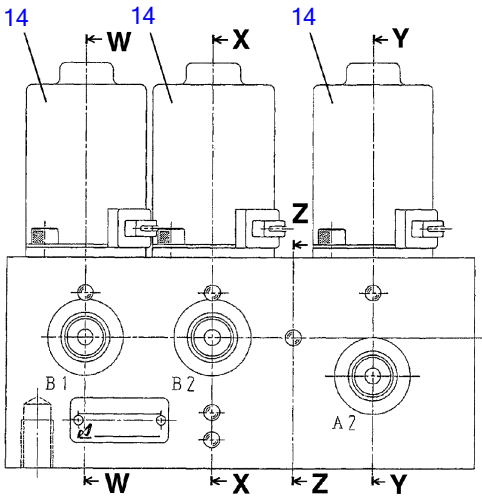
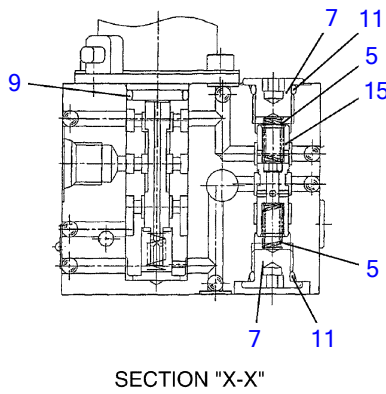
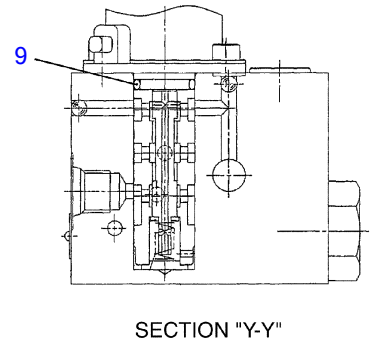
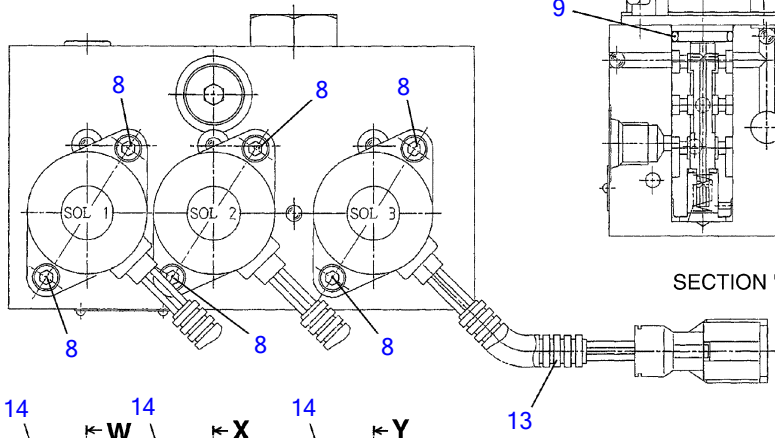
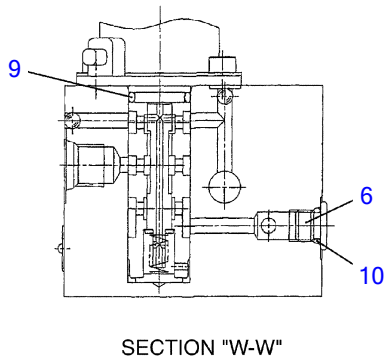
G5H130

S-free

**BLOCK ASSY; No. 12**

Item	Part number	Description	Q'ty	Chan.	Serial No.	Serv.	Remarks
0	<b>1901044420</b>	BLOCK ASSY; No.12	1				
1	<b>1901031752</b>	▪ HOLDER, spring	1				
2	<b>1901038859</b>	▪ SPRING	1				
3	<b>1901038851</b>	▪ HOLDER, spring	1				
4	<b>1901038866</b>	▪ CAP	1				
5	<b>1420500220</b>	▪ O-RING	2				
6	<b>1110020518</b>	▪ SCREW, cap	4				
7	<b>1901038869</b>	▪ CAP	1				
8	<b>1901042672</b>	▪ FILTER	1				
9	<b>1901042673</b>	▪ WASHER	1				
10	<b>1901038893</b>	▪ PLUG ASSY	1				
11	<b>1901038881</b>	▪ O-RING	1				
	<b>G5h130</b>						

TB138FR Book No. BG5Z002 S/N 13810003-  
SOLENOID VALVE; 3 BLOCKS



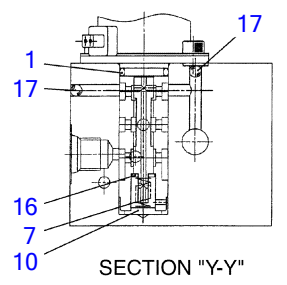
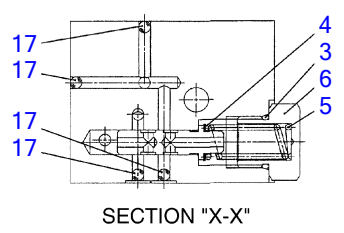
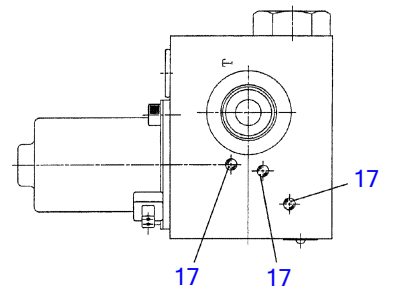
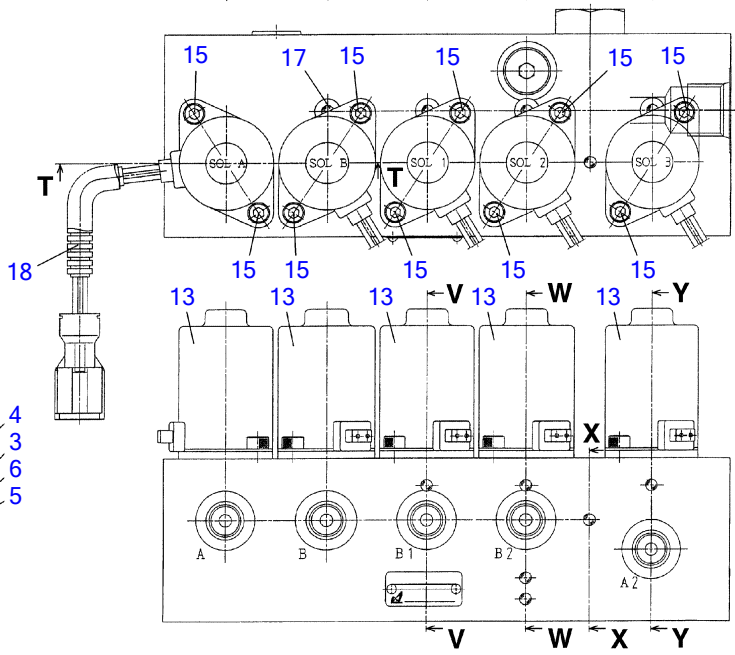
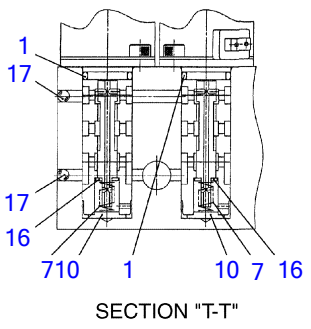
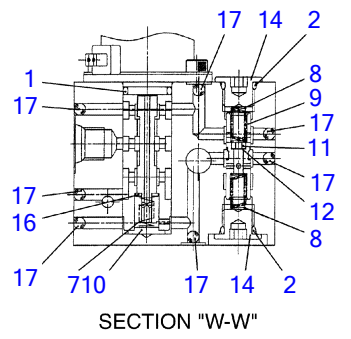
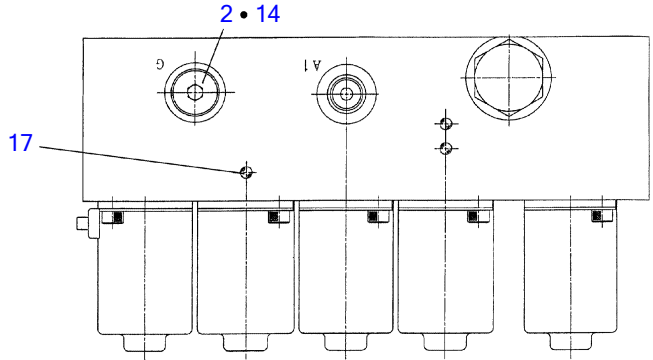
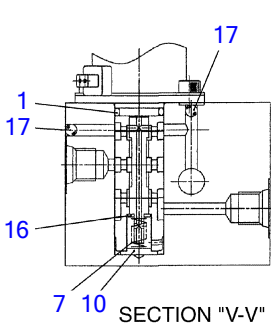
L5H020

S=free

**SOLENOID VALVE; 3 BLOCKS**

Item	Part number	Description	Q'ty	Chan.	Serial No.	Serv.	Remarks
0	<b>1901748800</b>	VALVE ASSY, solenoid	1				
1	<b>1901732003</b>	▪ SHIM	4				
2	<b>1901732502</b>	▪ SPRING	1				
3	<b>1901732004</b>	▪ PLUG	1				
4	<b>1901748805</b>	▪ SPOOL	1				
5	<b>1901729605</b>	▪ SPRING	2				
6	<b>1901729618</b>	▪ PLUG	1				
7	<b>1901720720</b>	▪ PLUG	2				
8	<b>1110050510</b>	▪ SCREW, cap	6				
9	<b>1420010160</b>	▪ O-RING	3				
10	<b>1420010080</b>	▪ O-RING	1				
11	<b>1420010110</b>	▪ O-RING	2				
12	<b>1420010180</b>	▪ O-RING	1				
13	<b>1901748828</b>	▪ TUBE	3				
14	<b>1901748816</b>	▪ SOLENOID	3				
15	<b>1901737727</b>	▪ PLUNGER	1				
	<b>L5h020</b>						

TB138FR Book No. BG5Z002 S/N 13810003-  
SOLENOID VALVE; 5 BLOCKS



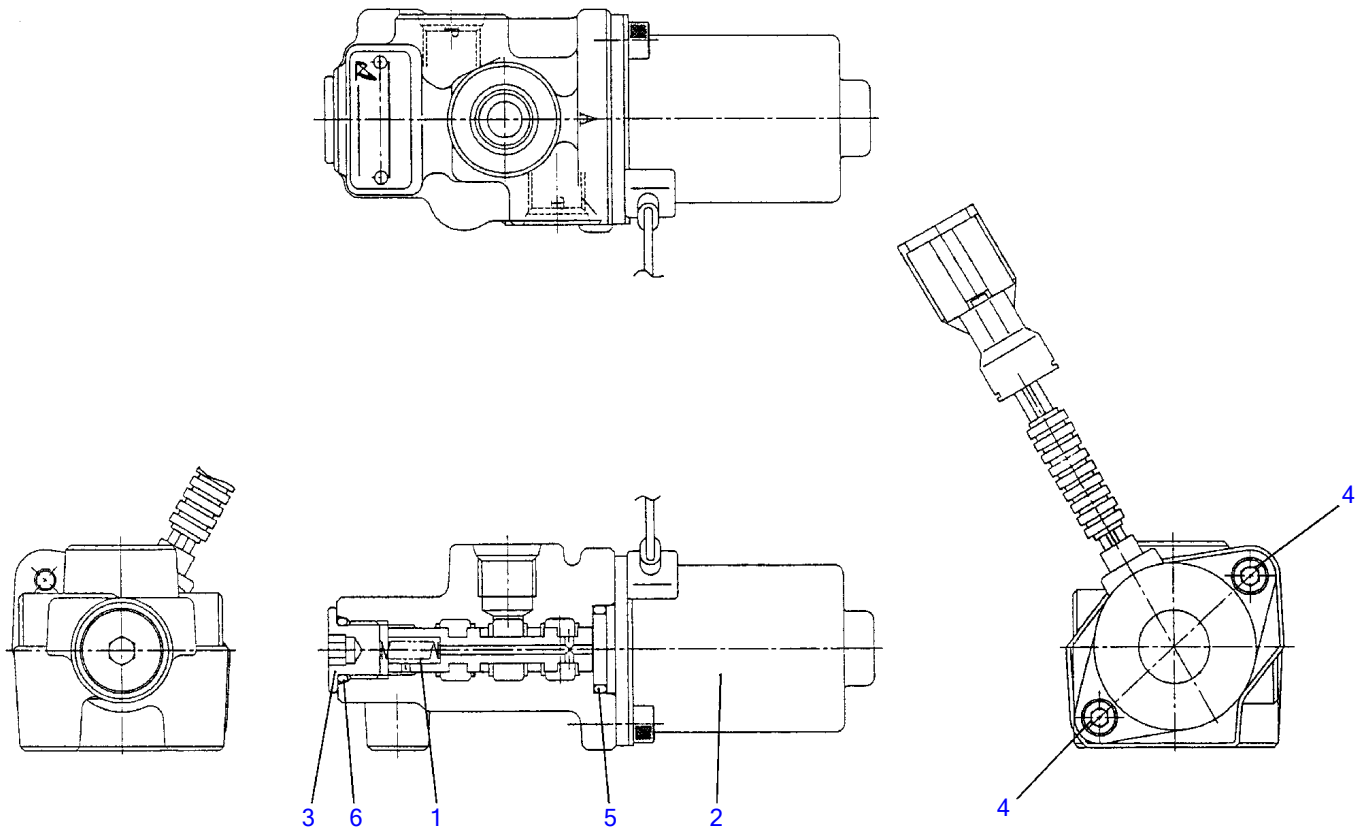
J2H150

S=free



**SOLENOID VALVE; 5 BLOCKS**

Item	Part number	Description	Q'ty	Chan.	Serial No.	Serv.	Remarks
0	<b>1901749200</b>	VALVE ASSY, solenoid	1				
0-1	<b>1901732499</b>	· KIT, seal	1				
1	X <b>1420000160</b>	· · O-RING	5				
2	X <b>1420010110</b>	· · O-RING	3				
3	X <b>1420010180</b>	· · O-RING	1				
4	<b>1901732003</b>	· SHIM	4				
5	<b>1901732502</b>	· SPRING	1				
6	<b>1901732004</b>	· PLUG	1				
7	<b>1901728703</b>	· SPRING	5				
8	<b>1901729605</b>	· SPRING	2				
9	<b>1901729610</b>	· PLUNGER	1				
10	<b>1901728711</b>	· STOPPER	5				
11	<b>1901729616</b>	· RING	1				
12	<b>1901732407</b>	· ORIFICE	1				
13	<b>1901748816</b>	· SOLENOID	5				
14	<b>1901720720</b>	· PLUG	3				
15	<b>1110020510</b>	· SCREW, cap	10				
16	<b>1140010004</b>	· WASHER	5				
17	<b>1901017793</b>	· BALL, steel	22				
18	<b>1901748828</b>	· TUBE	5				
	<b>J2h150</b>						



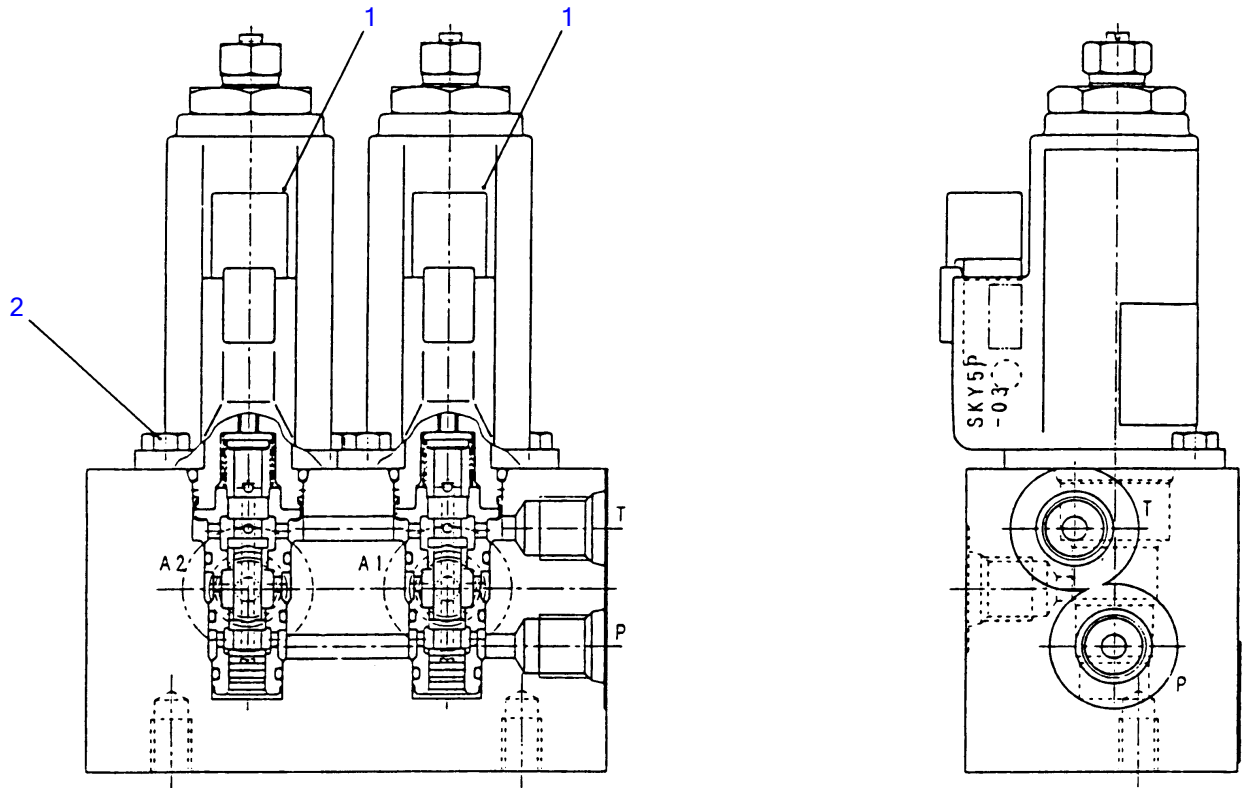
G4H310

S=FREE

**SOLENOID VALVE (for air conditioner)**

Item	Part number	Description	Q'ty	Chan.	Serial No.	Serv.	Remarks
0	<b>1901746600</b>	VALVE ASSY, solenoid	1				
1	<b>1901734404</b>	▪ SPRING	1				
2	<b>1901746604</b>	▪ SOLENOID	1				
3	<b>1901738312</b>	▪ PLUG	1				
4	<b>1110050512</b>	▪ SCREW, cap	2				
5	<b>1420000160</b>	▪ O-RING	1				
6	<b>1420010110</b>	▪ O-RING	1				
	<b>G4h310</b>						

TB138FR Book No. BG5Z002 S/N 13810003-  
PROPORTIONAL VALVE

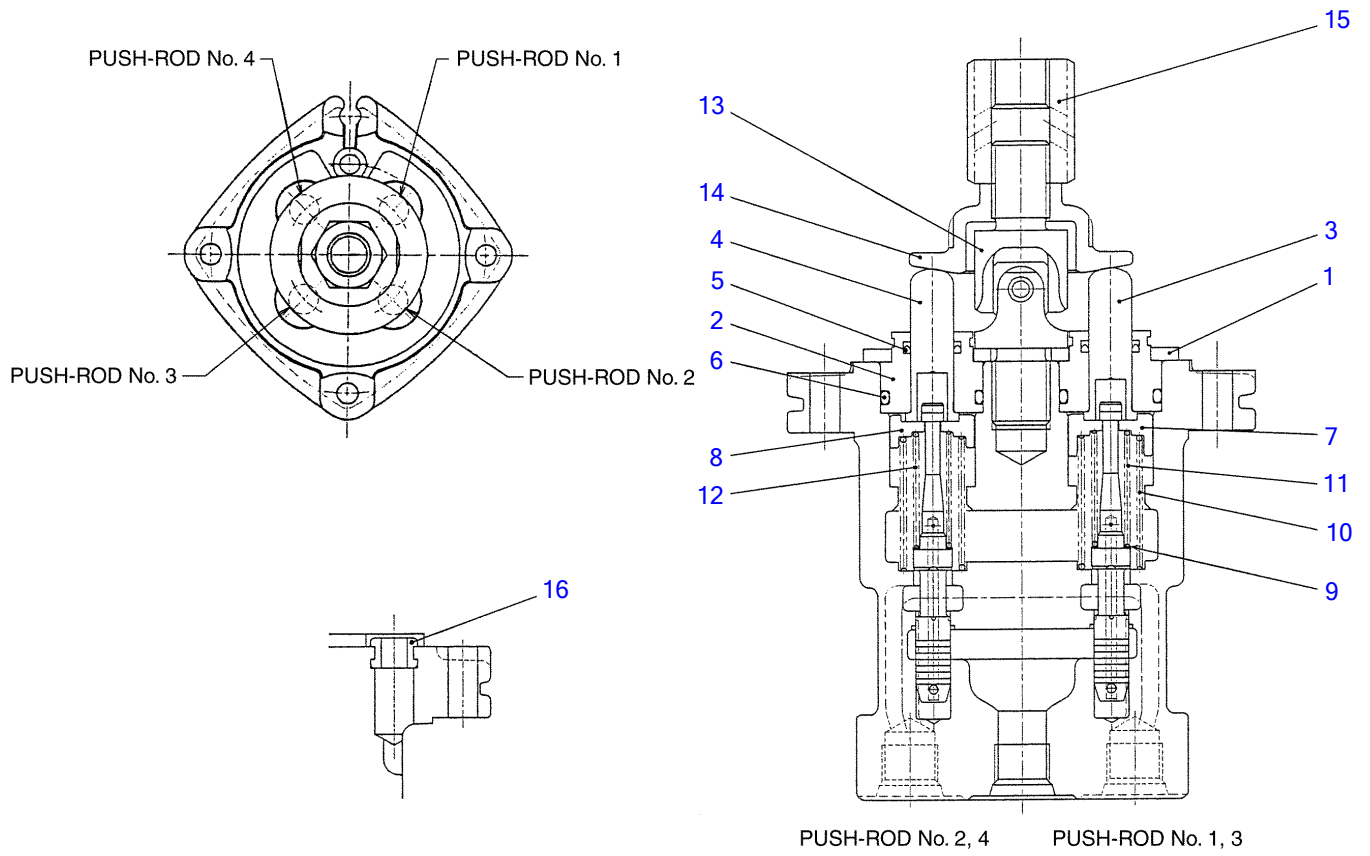


W2H140

**PROPORTIONAL VALVE**

Item	Part number	Description	Q'ty	Chan.	Serial No.	Serv.	Remarks
0	<b>1901738400</b>	VALVE, proportional	1				
1	<b>1901738460</b>	· VALVE ASSY, proportional	2				
2	<b>1100050512</b>	· BOLT	4				
	<b>K3h370</b>						

TB138FR Book No. BG5Z002 S/N 13810003-  
PILOT VALVE



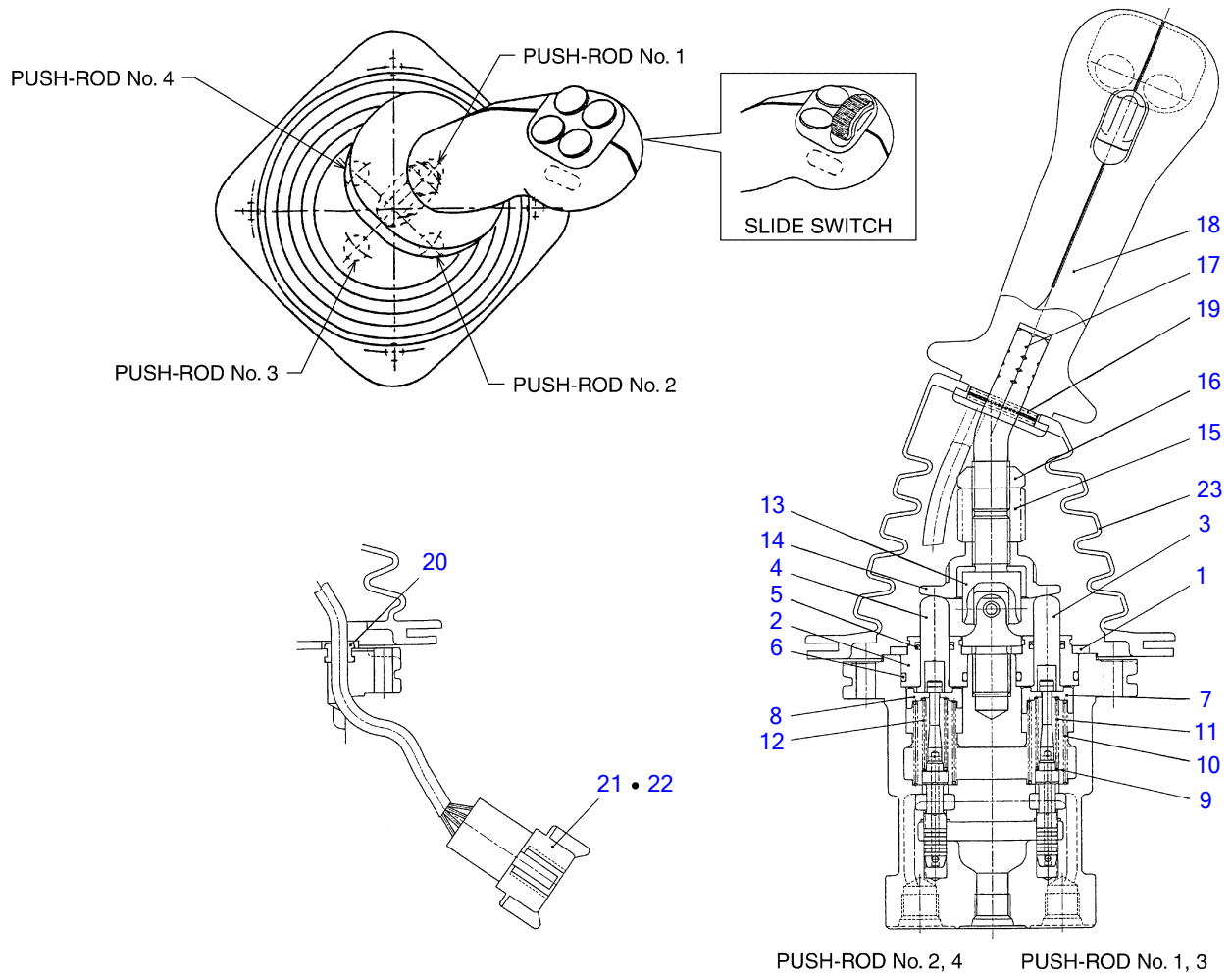
G4H300

S=free

**PILOT VALVE**

Item	Part number	Description	Q'ty	Chan.	Serial No.	Serv.	Remarks
0	1901745600	VALVE ASSY, pilot	1				
1	1901745702	▪ PLATE	1				
2	1901710912	▪ PLUG	4				
3	1901710911	▪ ROD	2				
4	1901719012	▪ ROD	2				
5	1901710914	▪ SEAL	4				
6	1420010200	▪ O-RING	4				
7	1901745709	▪ HOLDER	2				
8	1901745710	▪ HOLDER	2				
9	1901710917	▪ ROD	4				
10	1901745612	▪ SPRING	4				
11	1901742614	▪ SPRING	2				
12	1901742615	▪ SPRING	2				
13	1901720232	▪ JOINT	1				
14	1901743620	▪ PLATE	1				
15	1901703222	▪ NUT	1				
16	1901735630	▪ BUSHING	1				
	G4h300						

TB138FR Book No. BG5Z002 S/N 13810003-  
**PILOT VALVE (R) (with 2nd aux. lines)**



J2H160

S=free

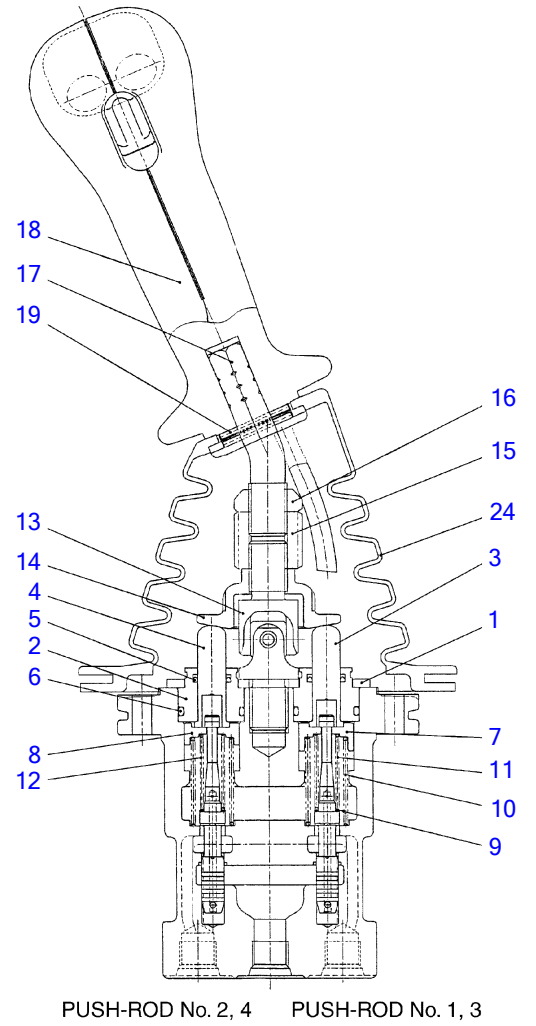
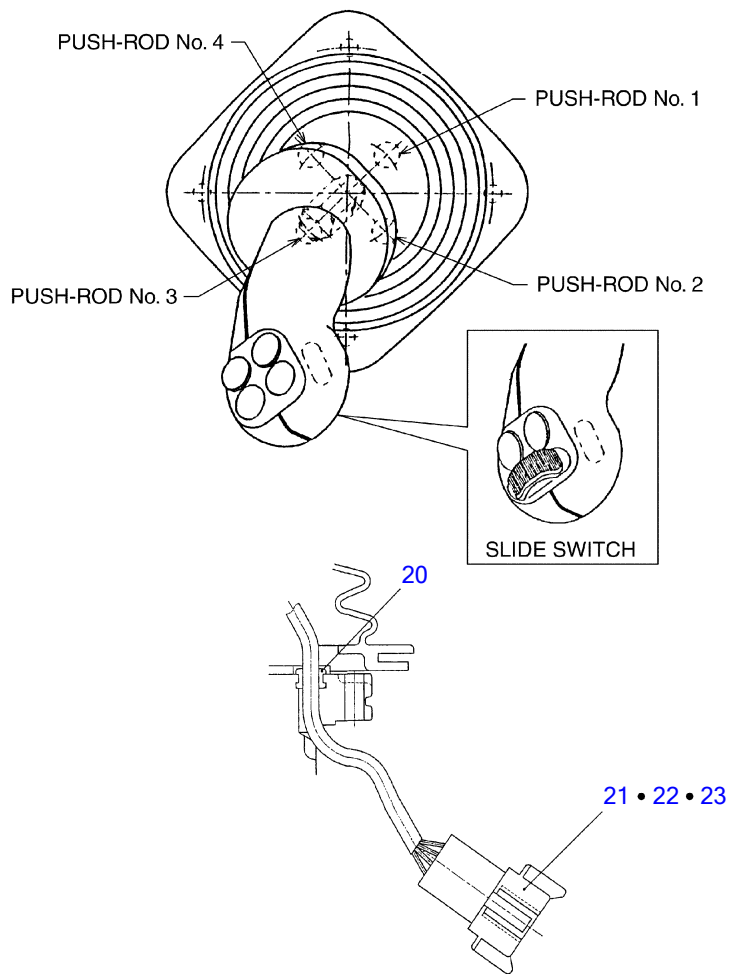


**PILOT VALVE (R) (with 2nd aux. lines)**

Item	Part number	Description	Q'ty	Chan.	Serial No.	Serv.	Remarks
0	<b>1901746400</b>	VALVE ASSY, pilot (slide switch)	1				right
	<b>1901748700</b>	VALVE ASSY, pilot (3 switch)	1				
1	<b>1901745702</b>	• PLATE	1				
2	<b>1901710912</b>	• PLUG	4				
3	<b>1901719011</b>	• ROD	2				
4	<b>1901719012</b>	• ROD	2				
5	<b>1901710914</b>	• SEAL	4				
6	<b>1420010200</b>	• O-RING	4				
7	<b>1901745709</b>	• HOLDER	2				
8	<b>1901745710</b>	• HOLDER	2				
9	<b>1901710917</b>	• WASHER	4				
10	<b>1901745612</b>	• SPRING	4				
11	<b>1901742614</b>	• SPRING	2				
12	<b>1901742615</b>	• SPRING	2				
13	<b>1901720232</b>	• JOINT	1				
14	<b>1901743620</b>	• PLATE	1				
15	<b>1901735625</b>	• NUT	1				
16	<b>1901735626</b>	• NUT	1				
17	<b>1901740432</b>	• LEVER	1				
18	<b>1901740410</b>	• HANDLE	1				slide switch
	<b>1901741210</b>	• HANDLE	1				3 switch
19	<b>1901746521</b>	• PIN, spring	1				
20	<b>1901735630</b>	• BUSHING	1				
21	<b>1901740446</b>	• RECEPTACLE	1				
22	<b>1901740447</b>	• WEDGE	1				
23	<b>1901735632</b>	• BOOT	1				

**J2h160**

TB138FR Book No. BG5Z002 S/N 13810003-  
**PILOT VALVE (L) (with 2nd aux. lines)**

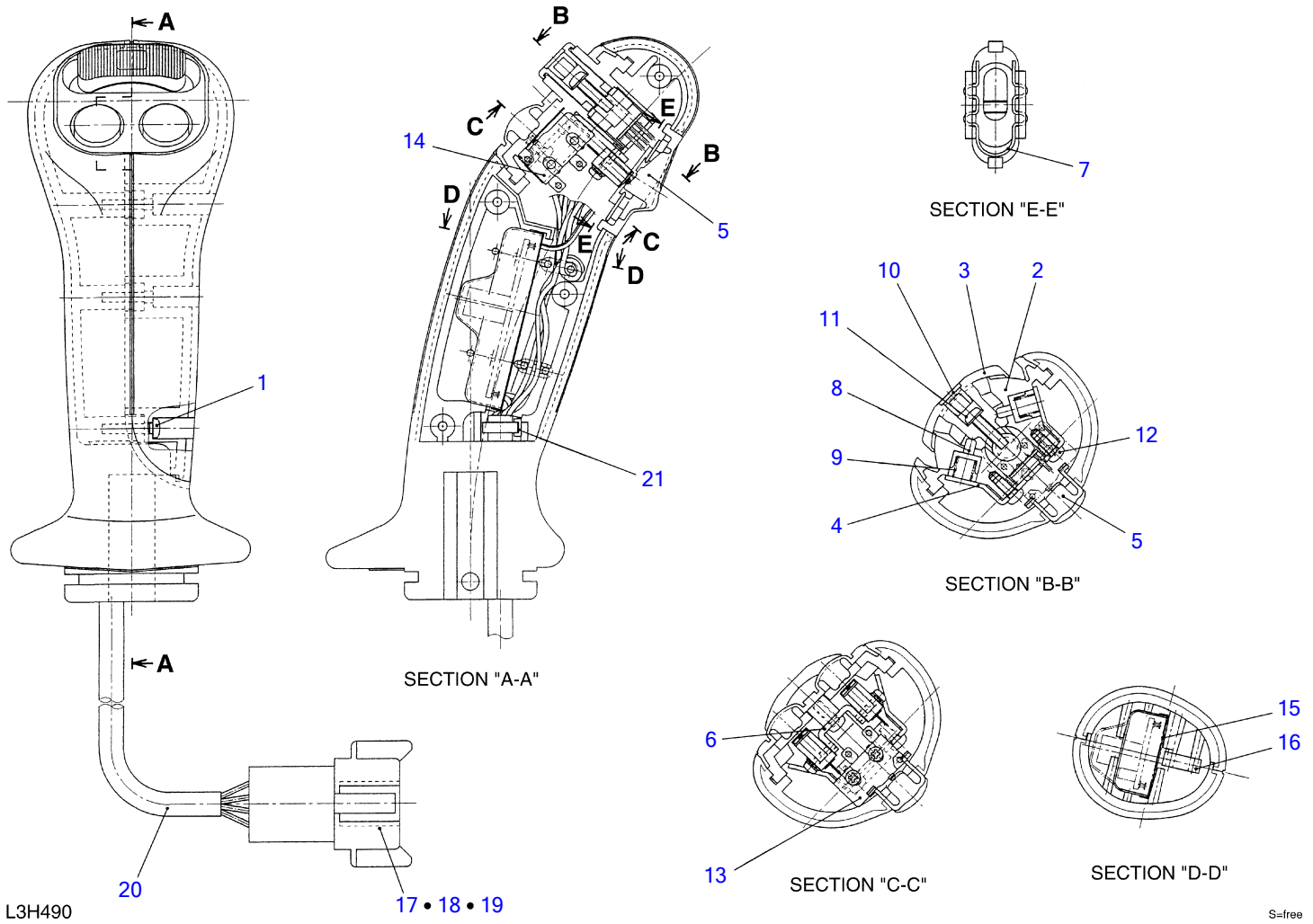


J2H170

S-free

**PILOT VALVE (L) (with 2nd aux. lines)**

Item	Part number	Description	Q'ty	Chan.	Serial No.	Serv.	Remarks
0	<b>1901746500</b>	VALVE ASSY, pilot (3 switch)	1				left
	<b>1901748600</b>	VALVE ASSY, pilot (slide switch)	1				
1	<b>1901745702</b>	• PLATE	1				
2	<b>1901710912</b>	• PLUG	4				
3	<b>1901719011</b>	• ROD	2				
4	<b>1901719012</b>	• ROD	2				
5	<b>1901710914</b>	• SEAL	4				
6	<b>1420010200</b>	• O-RING	4				
7	<b>1901745709</b>	• HOLDER	2				
8	<b>1901745710</b>	• HOLDER	2				
9	<b>1901710917</b>	• WASHER	4				
10	<b>1901745612</b>	• SPRING	4				
11	<b>1901742614</b>	• SPRING	2				
12	<b>1901742615</b>	• SPRING	2				
13	<b>1901720232</b>	• JOINT	1				
14	<b>1901743620</b>	• PLATE	1				
15	<b>1901735625</b>	• NUT	1				
16	<b>1901735626</b>	• NUT	1				
17	<b>1901740432</b>	• LEVER	1				
18	<b>1901741210</b>	• HANDLE	1				3 switch
	<b>1901740410</b>	• HANDLE	1				slide switch
19	<b>1901746521</b>	• PIN, spring	1				
20	<b>1901735630</b>	• BUSHING	1				
21	<b>1901740446</b>	• RECEPTACLE	1				
22	<b>1901740447</b>	• WEDGE	1				
23	<b>1901741263</b>	• PLUG	3				
24	<b>1901735632</b>	• BOOT	1				
	<b>J2h170</b>						

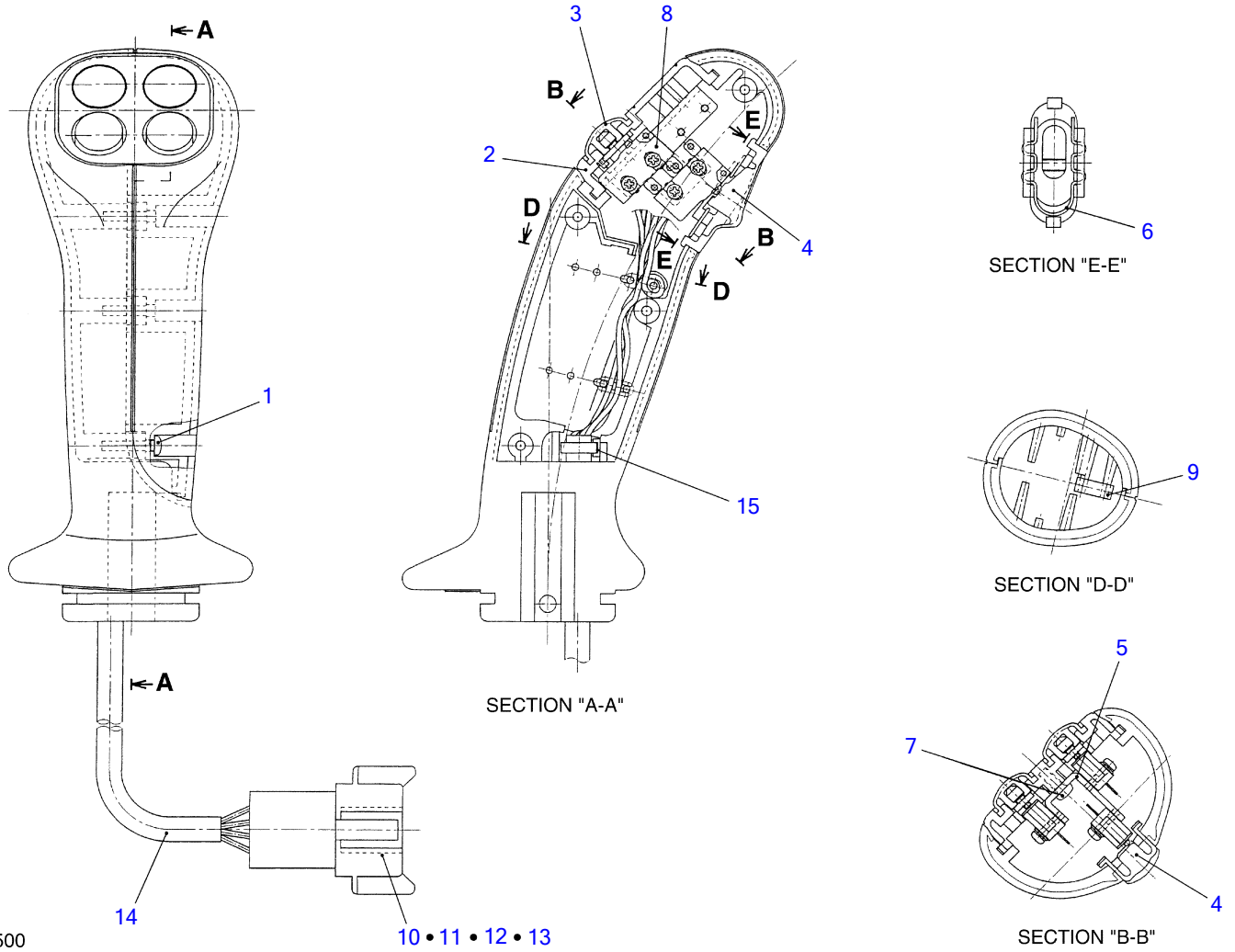


**HANDLE (with slide switch)**

Item	Part number	Description	Q'ty	Chan.	Serial No.	Serv.	Remarks
0	1901740410	HANDLE ASSY	1				
1	1122400312	• SCREW	4				
2	1901740417	• CASE	1				
3	1901740418	• CAM	1				
4	1901740401	• PLATE	1				
5	1901740402	• BUTTON	1				
6	1901740403	• BRACKET	1				
7	1901740404	• CLIP	1				
8	1901740405	• PISTON	2				
9	1901740406	• SPRING	2				
10	1901740407	• CAP	1				
11	1150010312	• SCREW	1				
12	1122400306	• SCREW	3				
13	1901740408	• SWITCH	1				
14	1901740409	• SWITCH	2				
15	1901740411	• COVER	1				
16	1901740412	• CAP	2				
17	1901740446	• RECEPTACLE	1				
18	1901740447	• WEDGE	1				
19	1901740413	• PIN	8				
20	1901740414	• PROTECTOR	1				
21	1901740415	• BAND	1				

L3h490

TB138FR Book No. BG5Z002 S/N 13810003-  
HANDLE (with 3 switches)



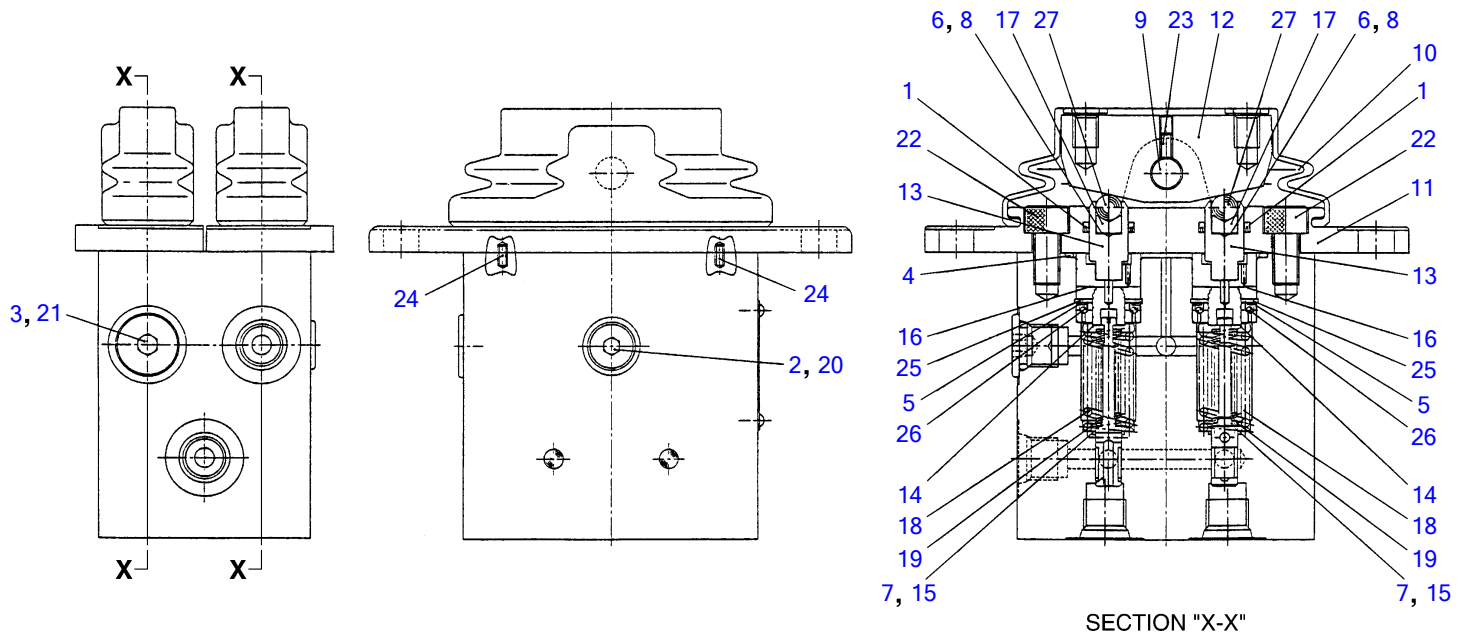
L3H500

10 • 11 • 12 • 13

S=free

**HANDLE (with 3 switches)**

Item	Part number	Description	Q'ty	Chan.	Serial No.	Serv.	Remarks
0	<b>1901741210</b>	HANDLE ASSY	1				
1	<b>1122400312</b>	▪ SCREW	4				
2	<b>1901741211</b>	▪ CASE	1				
3	<b>1901741216</b>	▪ BUTTON	2				
4	<b>1901740402</b>	▪ BUTTON	1				
5	<b>1901741218</b>	▪ BRACKET	1				
6	<b>1901740404</b>	▪ CLIP	1				
7	<b>1122400306</b>	▪ SCREW	2				
8	<b>1901740408</b>	▪ SWITCH	3				
9	<b>1901740412</b>	▪ CAP	2				
10	<b>1901740446</b>	▪ RECEPTACLE	1				
11	<b>1901740447</b>	▪ WEDGE	1				
12	<b>1901740413</b>	▪ PIN	5				
13	<b>1901741263</b>	▪ PIN, BLANKING	3				
14	<b>1901740414</b>	▪ PROTECTOR	1				
15	<b>1901740415</b>	▪ BAND	1				
	<b>L3h500</b>						



L4H110

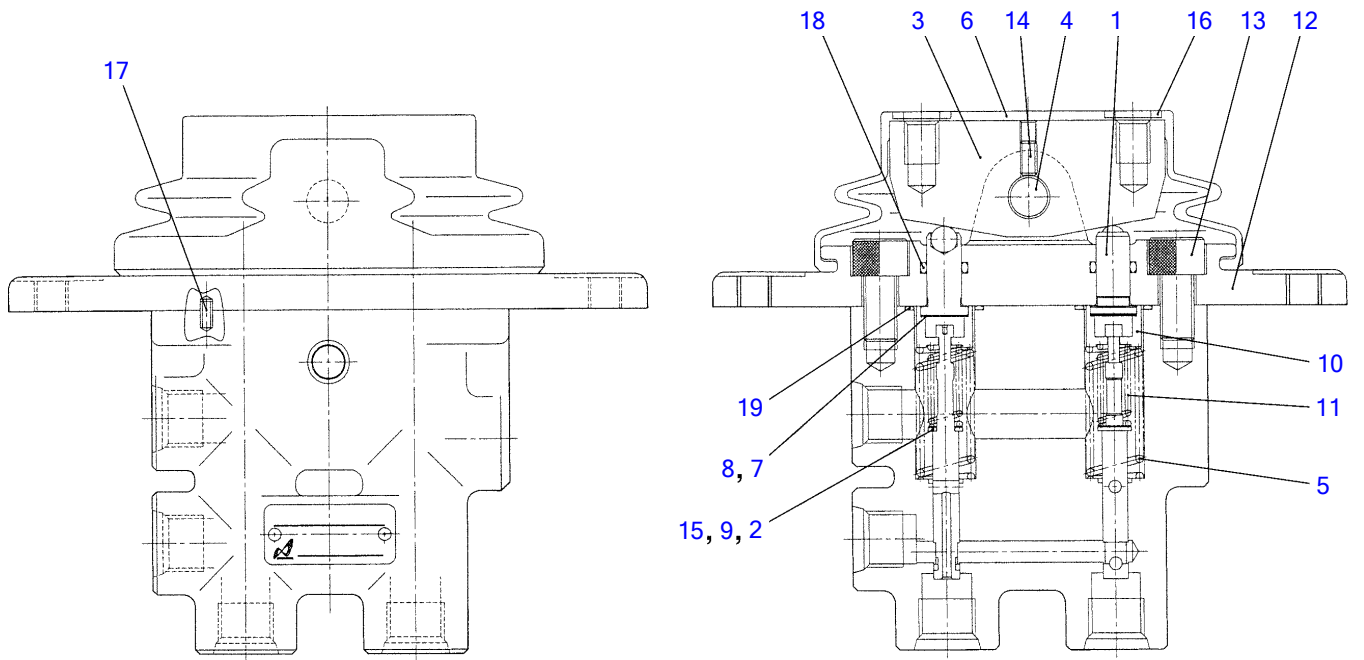
S=FREE



**REMOTE CONTROL VALVE (for travel)**

Item	Part number	Description	Q'ty	Chan.	Serial No.	Serv.	Remarks
0	<b>1901739100</b>	VALVE ASSY, remote control	1				
0-1	<b>1901739199</b>	• KIT, seal	1				
1	X <b>1901728523</b>	• • U-PACKING	4				
2	X <b>1420010080</b>	• • O-RING	1				
3	X <b>1420010110</b>	• • O-RING	1				
4	X <b>1420510460</b>	• • O-RING	2				
5	<b>1901739101</b>	• SHIM	4				
6	<b>1901739102</b>	• ORIFICE	4				
7	<b>1901739103</b>	• SHIM	4				
8	<b>1901739104</b>	• ORIFICE	4				
9	<b>1901729706</b>	• PIN	2				
10	<b>1901729708</b>	• BOOT	2				
11	<b>1901739108</b>	• COVER	2				
12	<b>1901739129</b>	• CAM	2				
13	<b>1901739113</b>	• PUSHER	4				
14	<b>1901739114</b>	• RETAINER	4				
15	<b>1901739115</b>	• SHIM	4				
16	<b>1901739116</b>	• WASHER	4				
17	<b>1901739118</b>	• HOLDER	4				
18	<b>1901739119</b>	• SPRING	4				
19	<b>1901739120</b>	• SPRING	4				
20	<b>1901729618</b>	• PLUG	1				
21	<b>1901720720</b>	• PLUG	1				
22	<b>1110050816</b>	• SCREW, cap	4				
23	<b>1121040606</b>	• SET-SCREW	2				
24	<b>1213040306</b>	• PIN, spring	4				
25	<b>1221000020</b>	• RING, snap	4				
26	<b>1390020020</b>	• BALL, steel	8				
27	<b>1390020500</b>	• BALL, steel	4				
	<b>L5h050</b>						

TB138FR Book No. BG5Z002 S/N 13810003-  
REMOTE CONTROL VALVE (for offset, for 2nd aux. lines)



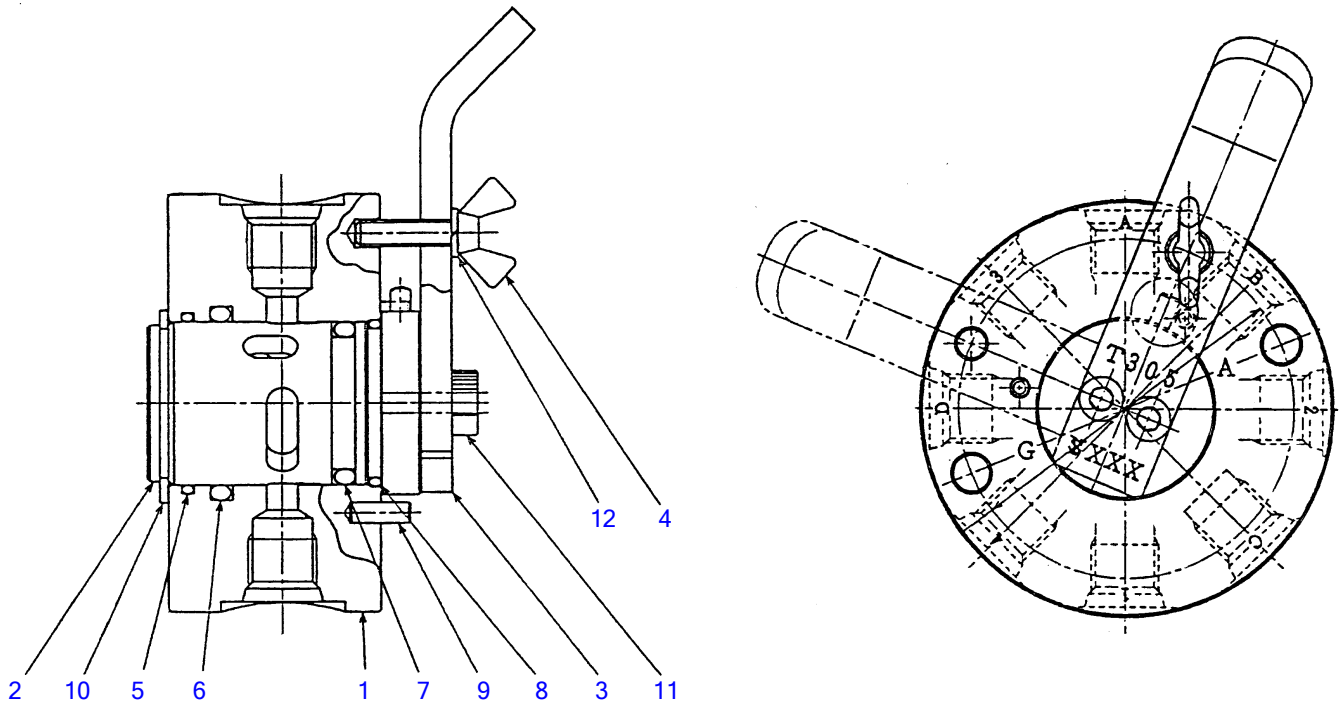
J1H160

S=free

**REMOTE CONTROL VALVE (for offset, for 2nd aux. lines)**

Item	Part number	Description	Q'ty	Chan.	Serial No.	Serv.	Remarks
0	<b>1901746300</b>	VALVE ASSY, pilot	1				
1	<b>1901746301</b>	▪ PUSHER	2				
2	<b>1901729704</b>	▪ SHIM t=0.1	2				
3	<b>1901729705</b>	▪ CAM	1				
4	<b>1901729706</b>	▪ PIN	1				
5	<b>1901729707</b>	▪ SPRING	2				
6	<b>1901729708</b>	▪ BOOT	1				
7	<b>1901729709</b>	▪ SHIM t=0.1	2				
8	<b>1901729710</b>	▪ SHIM t=0.2	2				
9	<b>1901729711</b>	▪ SHIM t=0.2	2				
10	<b>1901729713</b>	▪ HOLDER, spring	2				
11	<b>1901729714</b>	▪ SPRING	2				
12	<b>1901746315</b>	▪ COVER	1				
13	<b>1100040816</b>	▪ SCREW, cap	2				
14	<b>1121340408</b>	▪ SET-SCREW	1				
15	<b>1141100004</b>	▪ WASHER	2				
16	<b>1141100008</b>	▪ WASHER	2				
17	<b>1213000306</b>	▪ PIN, spring	2				
18	<b>1420000080</b>	▪ O-RING	2				
19	<b>1420310016</b>	▪ O-RING	2				

**J1h160**



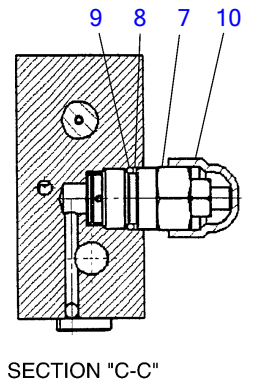
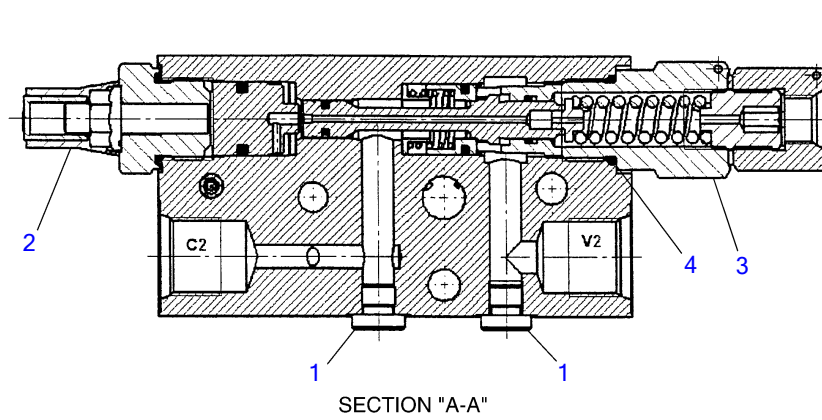
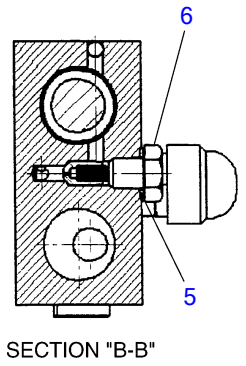
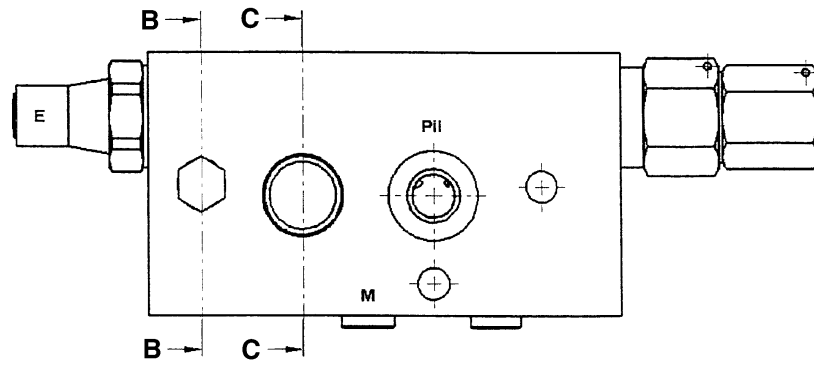
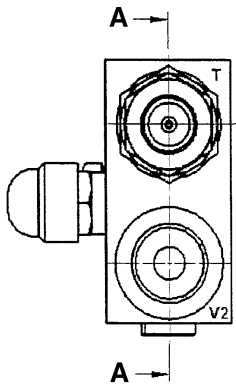
C4H180

S=FREE

**SELECTOR VALVE (ISO-JCB pattern)**

Item	Part number	Description	Q'ty	Chan.	Serial No.	Serv.	Remarks
0	<b>1901730500</b>	VALVE ASSY, selector	1				
1	<b>1901730501</b>	▪ BODY	1				
2	<b>1901730502</b>	▪ ROTOR	1				
3	<b>1901730503</b>	▪ LEVER	1				
4	<b>1901730504</b>	▪ BOLT	1				
5	<b>1901730505</b>	▪ O-RING	1				
6	<b>1901730506</b>	▪ O-RING	1				
7	<b>1901730507</b>	▪ O-RING	1				
8	<b>1901730508</b>	▪ O-RING	1				
9	<b>1213000412</b>	▪ PIN, spring	3				
10	<b>1220000030</b>	▪ RING, snap	1				
11	<b>1110050514</b>	▪ SCREW, cap	2				
12	<b>1140010005</b>	▪ WASHER, spring	1				
	<b>C4h180</b>						

TB138FR Book No. BG5Z002 S/N 13810003-  
EMERGENCY SHUT-OFF VALVE



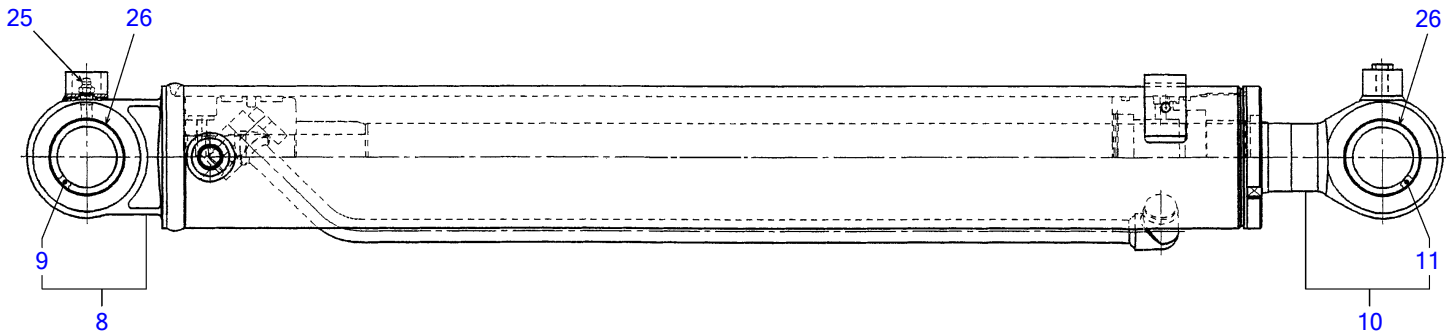
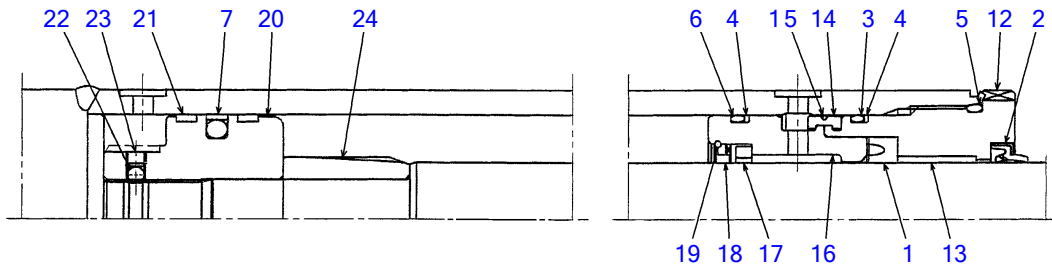
E5H390

S-free

**EMERGENCY SHUT-OFF VALVE**

Item	Part number	Description	Q'ty	Chan.	Serial No.	Serv.	Remarks
0	<b>1901745200</b>	VALVE ASSY, load holding	1				
1	<b>1901742903</b>	• PLUG	2				
2	<b>1901742901</b>	• CAP	1				
3	<b>1901745203</b>	• VALVE ASSY	1				
4	<b>1901742904</b>	• • O-RING	1				
5	<b>1901742906</b>	• SEAL	1				
6	<b>1901742907</b>	• PLUG	1				
7	<b>1901742909</b>	• PLUG ASSY	1				
8	<b>1901742911</b>	• • RING, back-up	1				
9	<b>1901742708</b>	• • O-RING	1				
10	<b>1901742910</b>	• CAP	1				
	<b>E5h390</b>						

TB138FR Book No. BG5Z002 S/N 13810003-  
BOOM CYLINDER



G5H140

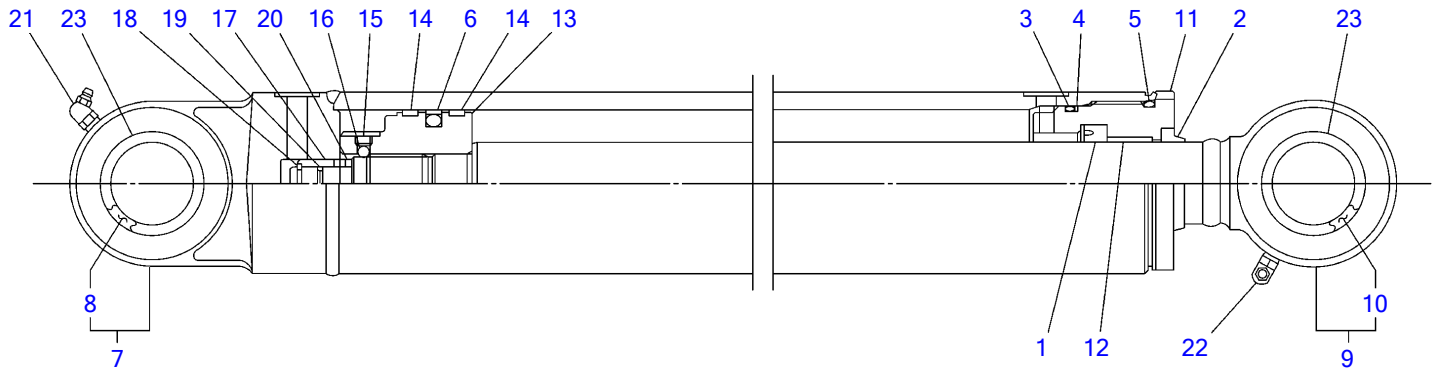
S=free



**BOOM CYLINDER**

Item	Part number	Description	Q'ty	Chan.	Serial No.	Serv.	Remarks
0	<b>1900100400</b>	CYLINDER ASSY	1				boom
	<b>1900102500</b>	CYLINDER ASSY (U.S. TAKEUCHI)	1				boom
0-1	<b>1900100499</b>	• KIT, seal	1				
1	X <b>1900005812</b>	• • PACKING, rod	1				
2	X <b>1900073933</b>	• • SEAL, dust	1				
3	X <b>1420110850</b>	• • O-RING	1				
4	X <b>1421130850</b>	• • RING, back-up	2				
5	X <b>1420110900</b>	• • O-RING	1				
6	X <b>1420110800</b>	• • O-RING	1				
7	X <b>1900047131</b>	• • PACKING, piston	1				
8	<b>1900100498</b>	• TUBE KIT	1				
	<b>1900102598</b>	• TUBE KIT	1				U.S. TAKEUCHI
9	<b>1900100420</b>	• • BUSHING	1				
10	<b>1900100497</b>	• ROD KIT, piston	1				
11	<b>1900100402</b>	• • BUSHING	1				
12	<b>1900060003</b>	• COVER, rod	1				
13	<b>1333005030</b>	• BUSHING	1				
	<b>1900102502</b>	• BUSHING	1				U.S. TAKEUCHI
14	<b>1900060026</b>	• HOLDER	1				
15	<b>1900060027</b>	• STOPPER	1				
16	<b>1900060004</b>	• RETAINER	1				
17	<b>1900060016</b>	• RING, cushion	1				
18	<b>1900060015</b>	• SPACER	1				
19	<b>1900060028</b>	• STOPPER	1				
20	<b>1900060006</b>	• PISTON	1				
21	<b>1900047132</b>	• RING, wear	2				
22	<b>1390020350</b>	• BALL, steel	1				
23	<b>1121050808</b>	• SET-SCREW	1				
24	<b>1900100405</b>	• CUSHION, rod	1				
25	<b>1560001000</b>	• FITTING, grease	1				
26	<b>1432200045</b>	• SEAL, dust	4				
	<b>G5h141</b>						

TB138FR Book No. BG5Z002 S/N 13810003-  
ARM CYLINDER



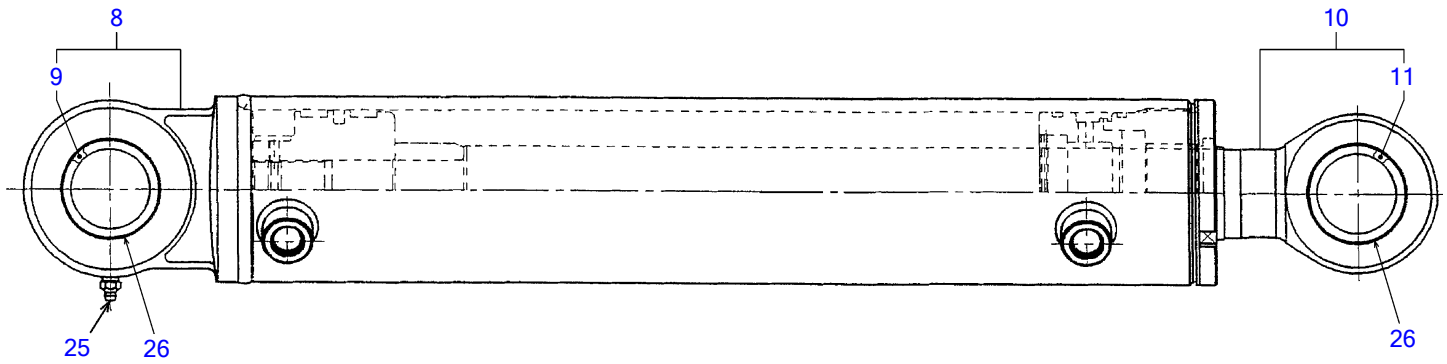
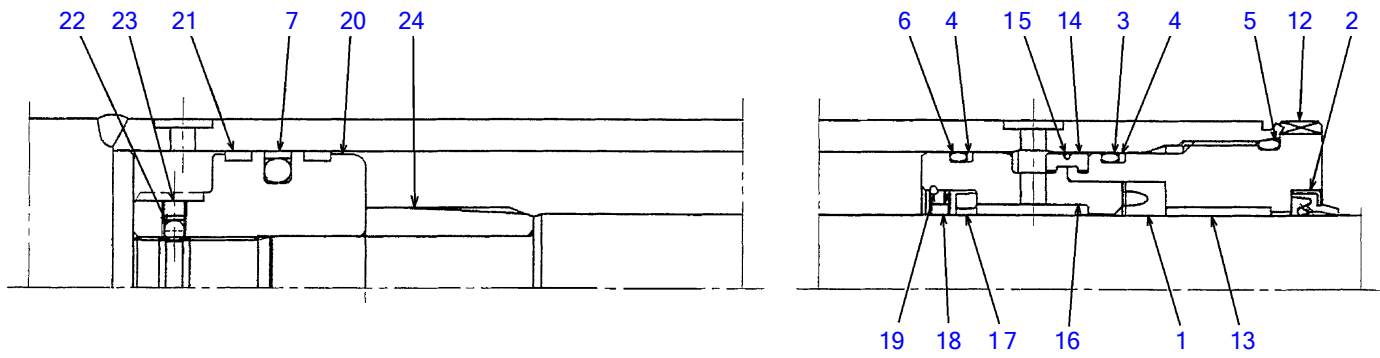
G4H162

S=FREE

**ARM CYLINDER**

Item	Part number	Description	Q'ty	Chan.	Serial No.	Serv.	Remarks
0	<b>1900091400</b>	CYLINDER ASSY	1				arm
0-1	<b>1900091499</b>	• KIT, seal	1				
1	X <b>1900005912</b>	• • PACKING, rod	1				
2	X <b>1900075133</b>	• • SEAL, dust	1				
3	X <b>1420110750</b>	• • O-RING	1				
4	X <b>1900088727</b>	• • RING, back-up	1				
5	X <b>1420110800</b>	• • O-RING	1				
6	X <b>1900047231</b>	• • PACKING, piston	1				
7	<b>1900091498</b>	• TUBE ASSY	1				
8	<b>1900045602</b>	• • BUSHING	1				
9	<b>1900091497</b>	• ROD ASSY, piston	1				
10	<b>1900045602</b>	• • BUSHING	1				
11	<b>1900091403</b>	• COVER, rod	1				
12	<b>1333004525</b>	• BUSHING	1				
13	<b>1900091406</b>	• PISTON	1				
14	<b>1900090626</b>	• RING, slide	2				
15	<b>1121050508</b>	• SET-SCREW	1				
16	<b>1390020350</b>	• BALL, steel	1				
17	<b>1900091405</b>	• CUSHION, rod	1				
18	<b>1900047122</b>	• STOPPER	2				
19	<b>1900076335</b>	• SEAL, cushion	1				
20	<b>1900047114</b>	• RING, snap	1				
21	<b>1560001675</b>	• FITTING, grease	1				
22	<b>1560001900</b>	• FITTING, grease	1				
23	<b>1900091433</b>	• SEAL, dust	4				
	<b>G4h163</b>						

TB138FR Book No. BG5Z002 S/N 13810003-  
OFFSET CYLINDER



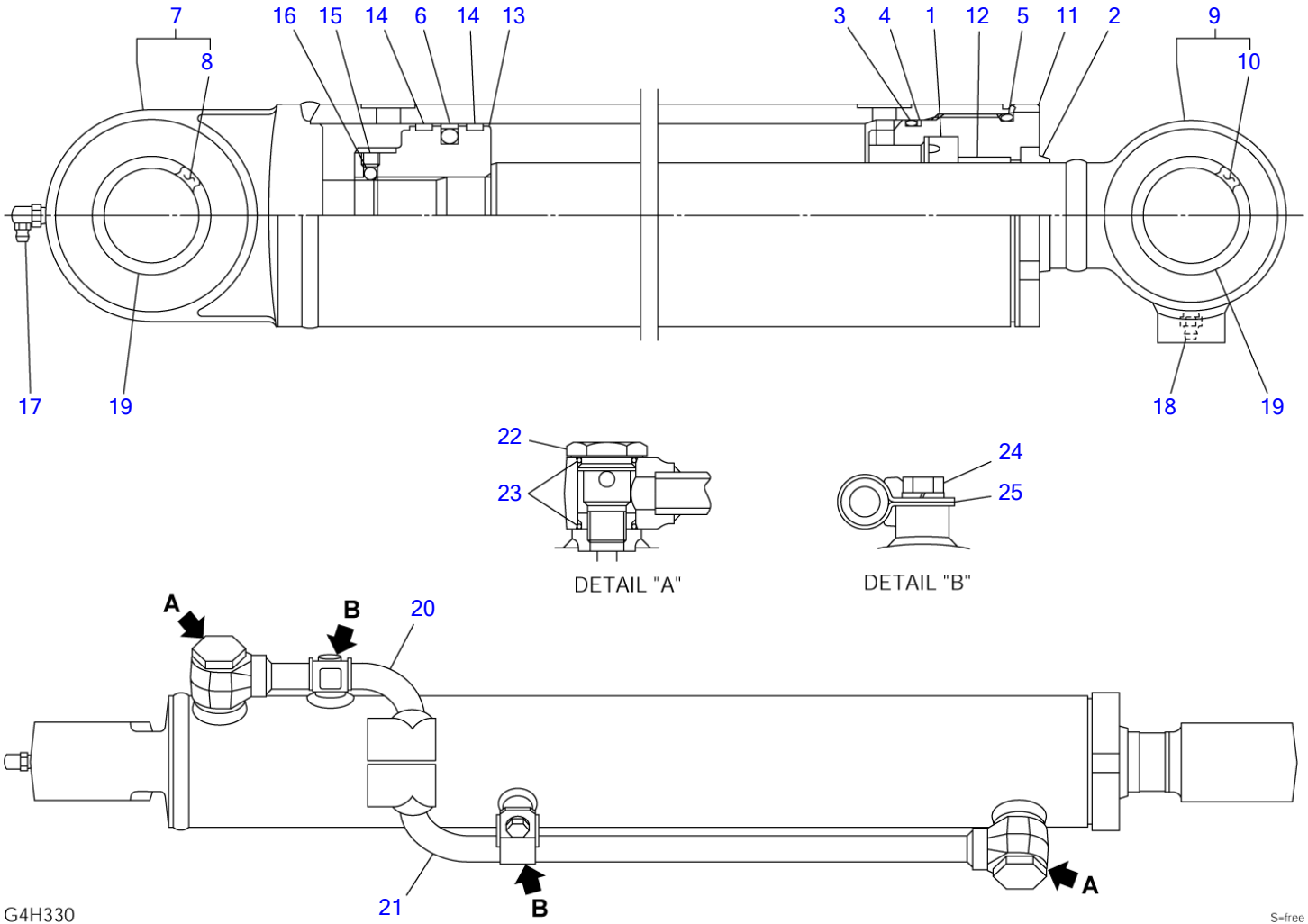
G5H150

S-free

**OFFSET CYLINDER**

Item	Part number	Description	Q'ty	Chan.	Serial No.	Serv.	Remarks
0	<b>1900086600</b>	CYLINDER ASSY	1				offset
0-1	<b>1900086699</b>	• KIT, seal	1				
1	X <b>1900005812</b>	• • PACKING, rod	1				
2	X <b>1900073933</b>	• • SEAL, dust	1				
3	X <b>1420110850</b>	• • O-RING	1				
4	X <b>1421130850</b>	• • RING, back-up	2				
5	X <b>1420110900</b>	• • O-RING	1				
6	X <b>1420110800</b>	• • O-RING	1				
7	X <b>1900047131</b>	• • PACKING, piston	1				
8	<b>1900086698</b>	• TUBE KIT	1				
9	<b>1900018502</b>	• • BUSHING	1				
10	<b>1900086697</b>	• ROD KIT, piston	1				
11	<b>1900045602</b>	• • BUSHING	1				
12	<b>1900060003</b>	• COVER, rod	1				
13	<b>1333005030</b>	• BUSHING	1				
14	<b>1900060026</b>	• HOLDER	1				
15	<b>1900060027</b>	• STOPPER	1				
16	<b>1900086604</b>	• RETAINER	1				
17	<b>1900060016</b>	• RING, cushion	1				
18	<b>1900060015</b>	• SPACER	1				
19	<b>1900060028</b>	• STOPPER	1				
20	<b>1900060006</b>	• PISTON	1				
21	<b>1900047132</b>	• RING, wear	2				
22	<b>1390020350</b>	• BALL, steel	1				
23	<b>1121050808</b>	• SET-SCREW	1				
24	<b>1900086605</b>	• CUSHION, rod	1				
25	<b>1560001000</b>	• FITTING, grease	1				
26	<b>1432200045</b>	• SEAL, dust	4				
	<b>G5h150</b>						

TB138FR Book No. BG5Z002 S/N 13810003-  
**BUCKET CYLINDER**



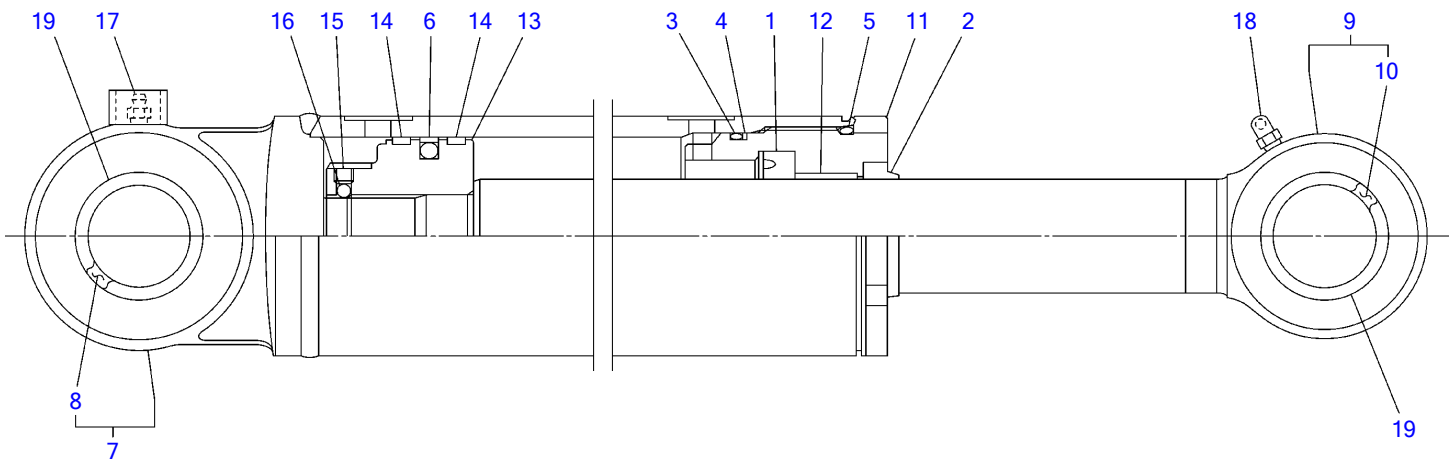
G4H330

S=free

**BUCKET CYLINDER**

Item	Part number	Description	Q'ty	Chan.	Serial No.	Serv.	Remarks
0	<b>1900097100</b>	CYLINDER ASSY	1				bucket
0-1	<b>1900091599</b>	· KIT, seal	1				
1	X <b>1900005612</b>	· · PACKING, rod	1				
2	X <b>1900073033</b>	· · SEAL, dust	1				
3	X <b>1420110650</b>	· · O-RING	1				
4	X <b>1900088627</b>	· · RING, back-up	1				
5	X <b>1420110700</b>	· · O-RING	1				
6	X <b>1900051132</b>	· · PACKING, piston	1				
7	<b>1900097198</b>	· TUBE ASSY	1				
8	<b>1900015720</b>	· · BUSHING	1				
9	<b>1900091597</b>	· ROD ASSY, piston	1				
10	<b>1900015720</b>	· · BUSHING	1				
11	<b>1900088603</b>	· COVER, rod	1				
12	<b>1900088620</b>	· BUSHING	1				
13	<b>1900088606</b>	· PISTON	1				
14	<b>1900097131</b>	· RING, slide	2				
15	<b>1121050808</b>	· SET-SCREW	1				
16	<b>1390020350</b>	· BALL, steel	1				
17	<b>1560001900</b>	· FITTING, grease	1				
18	<b>1560001000</b>	· FITTING, grease	1				
19	<b>1900088633</b>	· SEAL, dust	4				
20	<b>1900097110</b>	· PIPE ASSY	1				
21	<b>1900097128</b>	· PIPE ASSY	1				
22	<b>1900093327</b>	· PLUG	2				
23	<b>1900093328</b>	· O-RING	4				
24	<b>1900008162</b>	· BOLT	2				
25	<b>1900090017</b>	· HOLDER	2				
	<b>G4h330</b>						

TB138FR Book No. BG5Z002 S/N 13810003-  
DOZER BLADE CYLINDER



G4H202

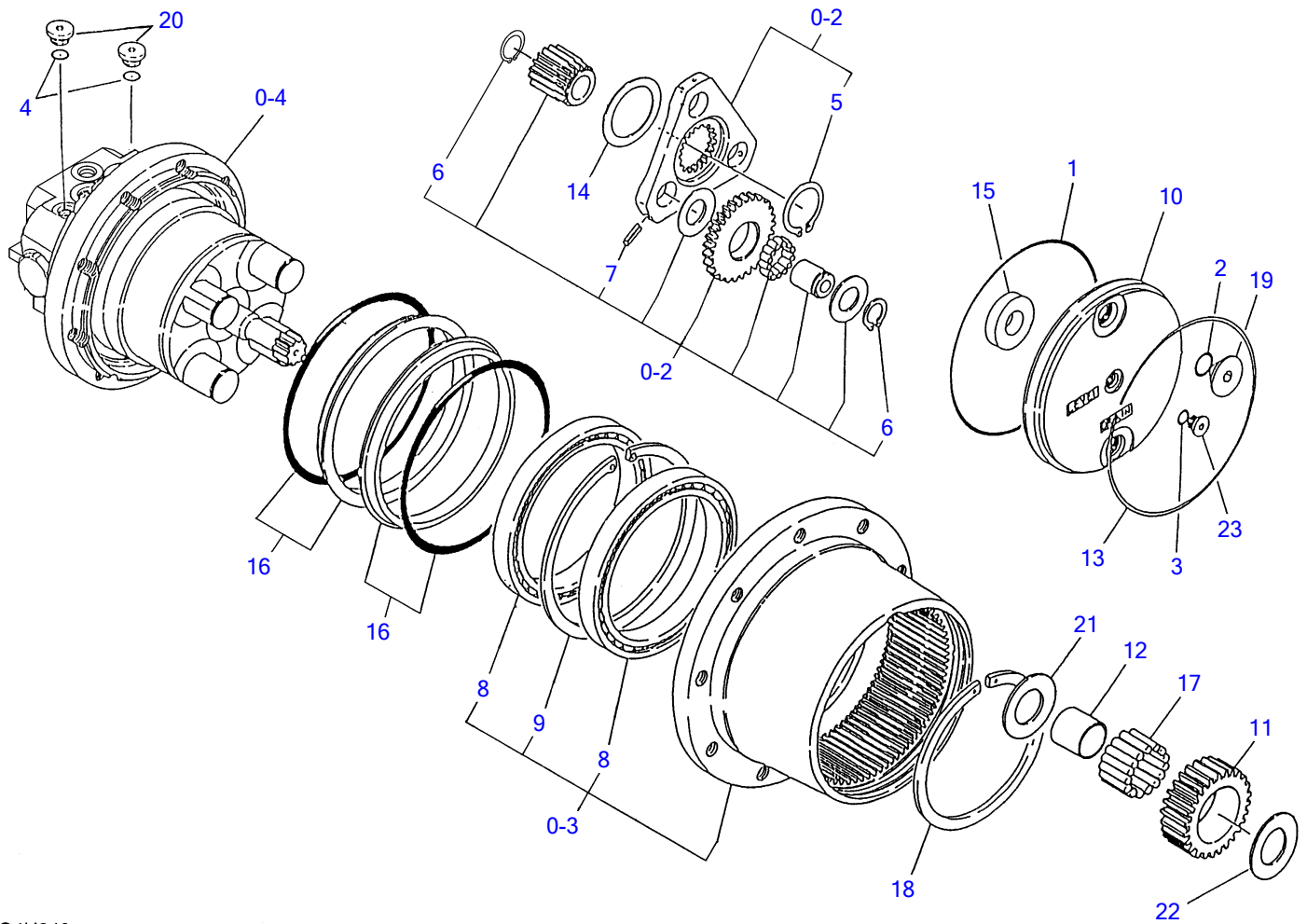
S=free



**DOZER BLADE CYLINDER**

Item	Part number	Description	Q'ty	Chan.	Serial No.	Serv.	Remarks
0	<b>1900091700</b>	CYLINDER ASSY	1				blade
0-1	<b>1900091799</b>	• KIT, seal	1				
1	X <b>1900047033</b>	• • PACKING, rod	1				
2	X <b>1900070831</b>	• • SEAL, dust	1				
3	X <b>1420110950</b>	• • O-RING	1				
4	X <b>1900086928</b>	• • RING, back-up	1				
5	X <b>1420111000</b>	• • O-RING	1				
6	X <b>1900047031</b>	• • PACKING, piston	1				
7	<b>1900091798</b>	• TUBE ASSY	1				
8	<b>1900046002</b>	• • BUSHING	1				
9	<b>1900091797</b>	• ROD ASSY, piston	1				
10	<b>1900046002</b>	• • BUSHING	1				
11	<b>1900091703</b>	• COVER, rod	1				
12	<b>1900047019</b>	• BUSHING	1				
13	<b>1900087806</b>	• PISTON	1				
14	<b>1900086926</b>	• RING, slide	2				
15	<b>1121051010</b>	• SET-SCREW	1				
16	<b>1390020400</b>	• BALL, steel	1				
17	<b>1560001000</b>	• FITTING, grease	1				
18	<b>1560001900</b>	• FITTING, grease	1				
19	<b>1900091733</b>	• SEAL, dust	4				
	<b>G4h202</b>						

TB138FR Book No. BG5Z002 S/N 13810003-  
TRAVEL MOTOR (1/3) (reduction sec.)



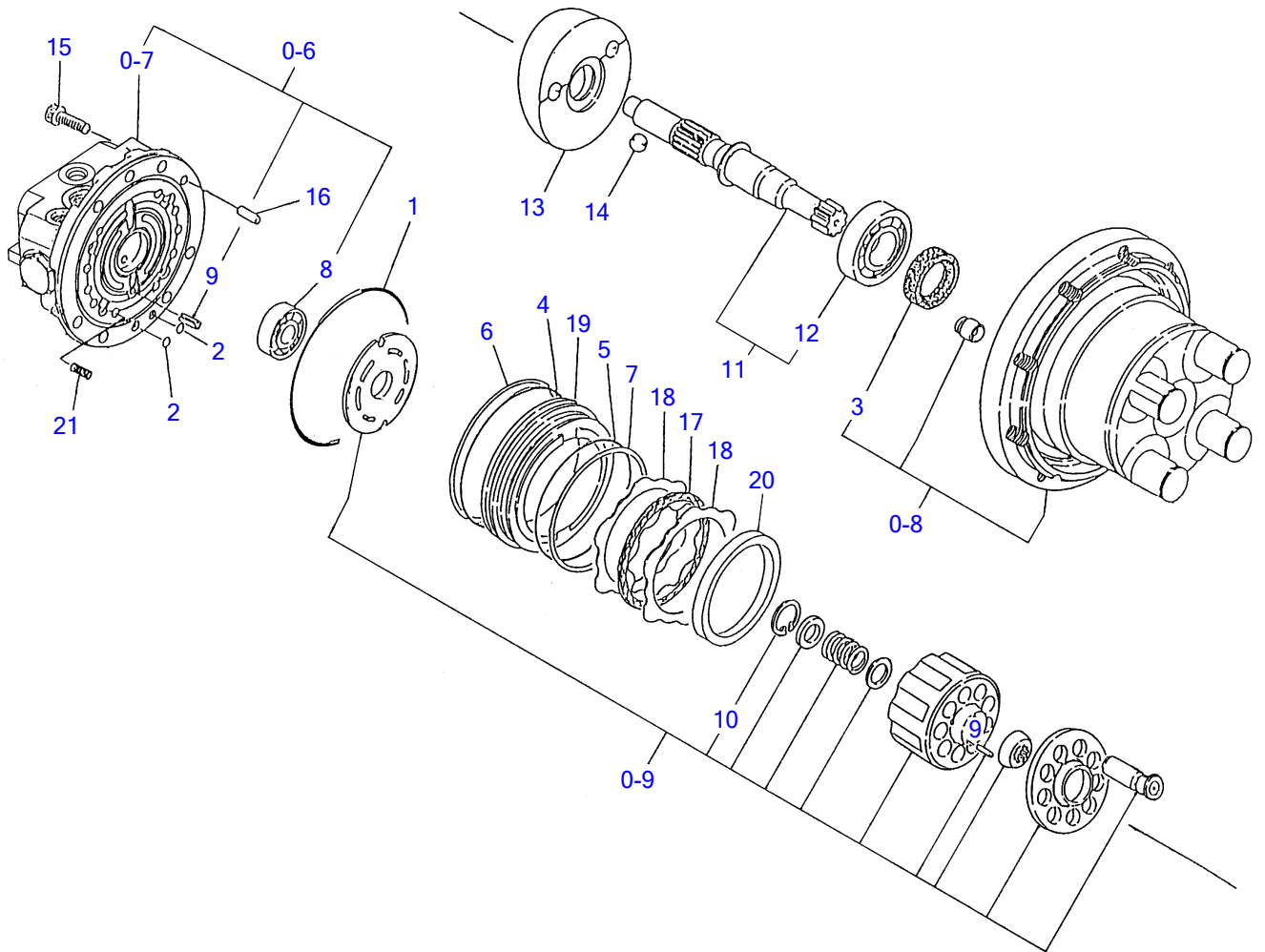
G4H340

S=FREE

TRAVEL MOTOR (1/3) (reduction sec.)						
Item	Part number	Description	Q'ty	Chan.	Serial No.	Serv. Remarks
0	<b>1903125700</b>	MOTOR ASSY, travel	1			
0-1	<b>1903119499</b>	• KIT, seal	1			
1	X <b>1420300263</b>	• • O-RING	1			
2	X <b>1420010140</b>	• • O-RING	2			
3	X <b>1420010080</b>	• • O-RING	1			
4	X <b>1420010110</b>	• • O-RING	2			
0-2	<b>1903119498</b>	• KIT, carrier	1			
5	<b>1220000035</b>	• • RING, snap	1			
6	<b>1220000030</b>	• • RING, snap	7			
7	<b>1213000420</b>	• • PIN, spring	3			
0-3	<b>1903119497</b>	• KIT, body	1			
8	<b>1903119419</b>	• • BEARING	2			
9	<b>1903119424</b>	• • RING, snap	1			
10	<b>1903119402</b>	• COVER	1			
11	<b>1903119406</b>	• GEAR	4			
12	<b>1903119410</b>	• RING	4			
13	<b>1903113627</b>	• RING, snap	1			
14	<b>1903119415</b>	• COLLAR, thrust	1			
15	<b>1903116216</b>	• RING, slide	1			
16	<b>1903125711</b>	• SEAL, floating	2			
17	<b>1903119420</b>	• NEEDLE	96			
18	<b>1903119423</b>	• RING, snap	1			
19	<b>1903118932</b>	• PLUG	2			
20	<b>1501750002</b>	• PLUG	2			
	<b>1420010110</b>	• • O-RING	1			
21	<b>1903919440</b>	• WASHER	4			
22	<b>1903919441</b>	• WASHER	4			
0-4	<b>1903907200</b>	• MOTOR, hydraulic	1			
23	<b>1903118933</b>	• PLUG	1			

**G4h340**

TB138FR Book No. BG5Z002 S/N 13810003-  
TRAVEL MOTOR (2/3) (motor sec.)

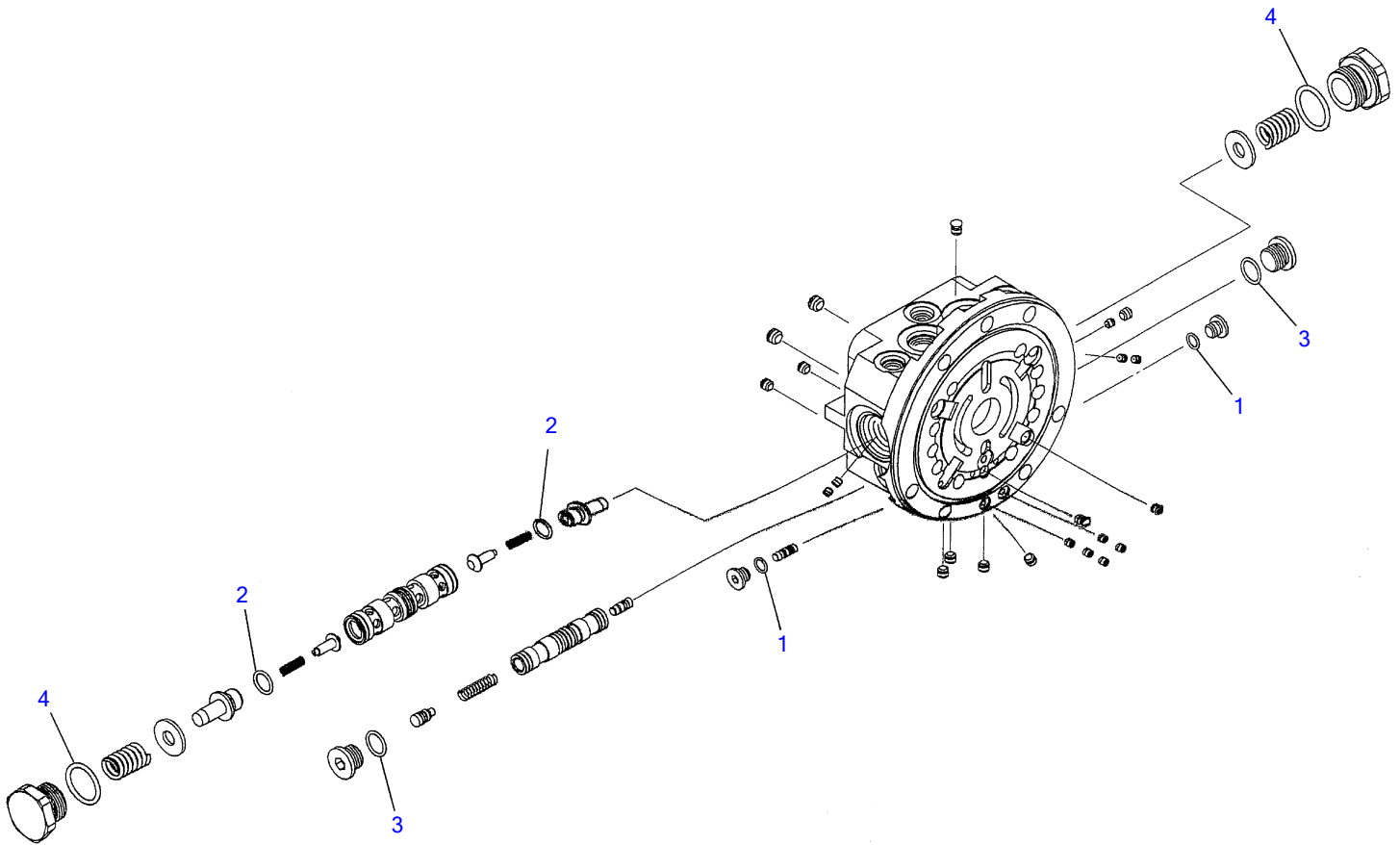


G4H350

S=FREE

TRAVEL MOTOR (2/3) (motor sec.)

Item	Part number	Description	Q'ty	Chan.	Serial No.	Serv.	Remarks
0	<b>1903125700</b>	MOTOR ASSY, travel	1				
0-4	<b>1903907200</b>	· MOTOR, hydraulic	1				
0-5	<b>1903907299</b>	· · KIT, seal	1				
1	X <b>1420111250</b>	· · · O-RING	1				
2	X <b>1420010070</b>	· · · O-RING	2				
3	X <b>1903101819</b>	· · · SEAL, oil	1				
4	X <b>1420111100</b>	· · · O-RING	1				
5	X <b>1420111000</b>	· · · O-RING	1				
6	X <b>1421131100</b>	· · · RING, back-up	1				
7	X <b>1421131000</b>	· · · RING, back-up	1				
0-6	<b>1903907298</b>	· · KIT, body 1	1				
0-7	X <b>*****</b>	· · · BODY ASSY	1				
8	<b>1300006201</b>	· · · BEARING	1				
9	<b>1213000512</b>	· · · PIN, spring	1				
0-8	<b>1903907297</b>	· · KIT, body 2	1				
0-9	<b>1903904498</b>	· · BARREL KIT, cylinder	1				
10	<b>1221000028</b>	· · · RING, snap	1				
11	<b>1903907296</b>	· · SHAFT ASSY	1				
12	<b>1300006205</b>	· · · BEARING	1				
13	<b>1903907210</b>	· · PLATE	1				FZD-4500-11-10-2211
14	<b>1390021000</b>	· · BALL, steel	2				
15	<b>1110021025</b>	· · SCREW, cap	7				
16	<b>1212010815</b>	· · PIN	1				
17	<b>1903904425</b>	· · PLATE	1				
18	<b>1903904426</b>	· · PLATE	2				
19	<b>1903904427</b>	· · PISTON, brake	1				
20	<b>1903904428</b>	· · SPACER	1				
21	<b>1903904429</b>	· · SPRING	10				
	<b>G4h350</b>						



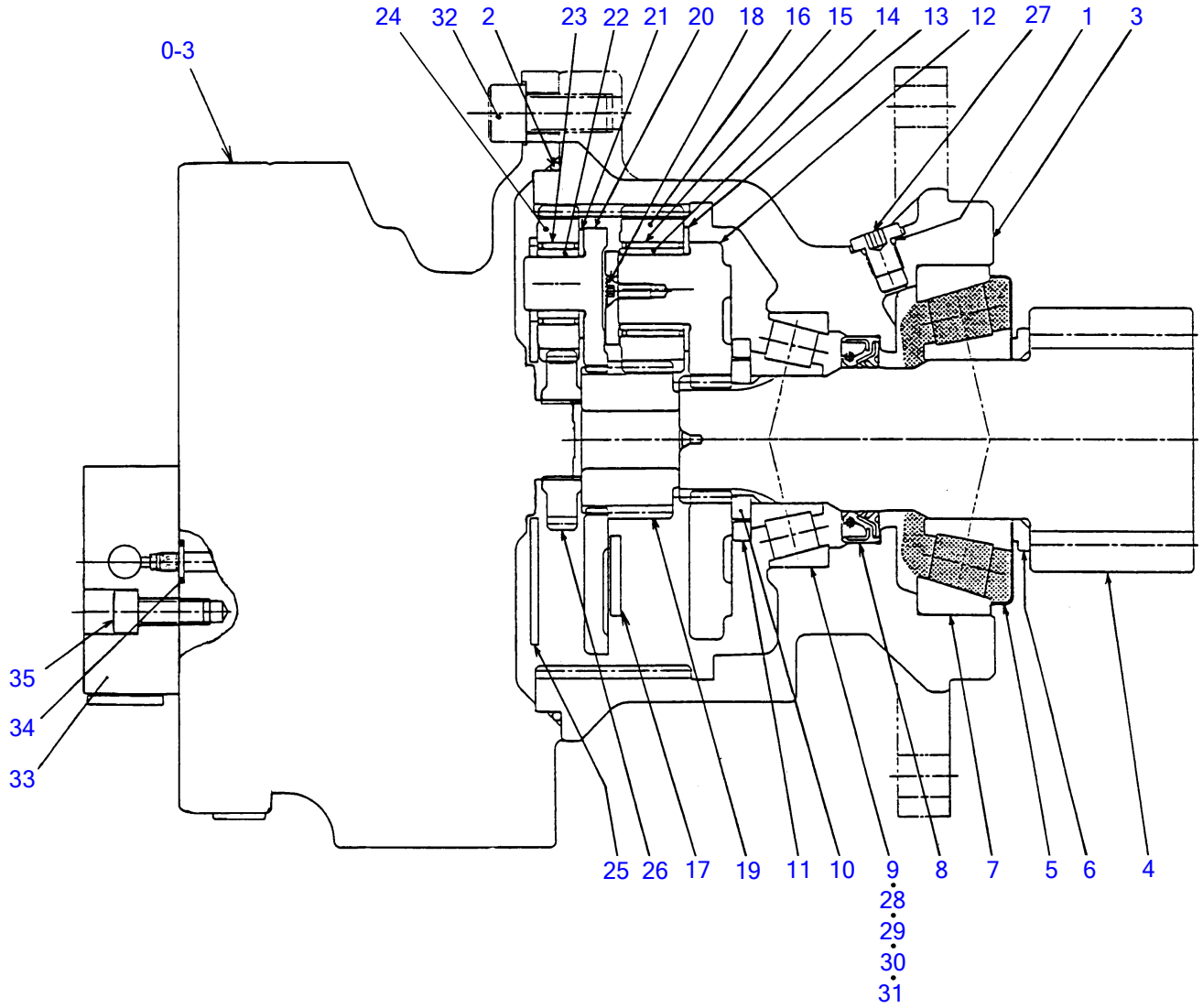
G4H360

S-free

**TRAVEL MOTOR (3/3) (valve sec.)**

Item	Part number	Description	Q'ty	Chan.	Serial No.	Serv.	Remarks
0	<b>1903125700</b>	MOTOR ASSY, travel	1				
0-7	X *****	▪ BODY ASSY	1				
0-10	<b>1903907294</b>	▪ ▪ KIT, seal	1				
1	<b>1420010080</b>	▪ ▪ ▪ O-RING	2				
2	<b>1420000125</b>	▪ ▪ ▪ O-RING	2				
3	<b>1420010140</b>	▪ ▪ ▪ O-RING	2				
4	<b>1420010250</b>	▪ ▪ ▪ O-RING	2				
	<b>G4h360</b>						

TB138FR Book No. BG5Z002 S/N 13810003-  
SLEW MOTOR (1/2) (reduction sec.)



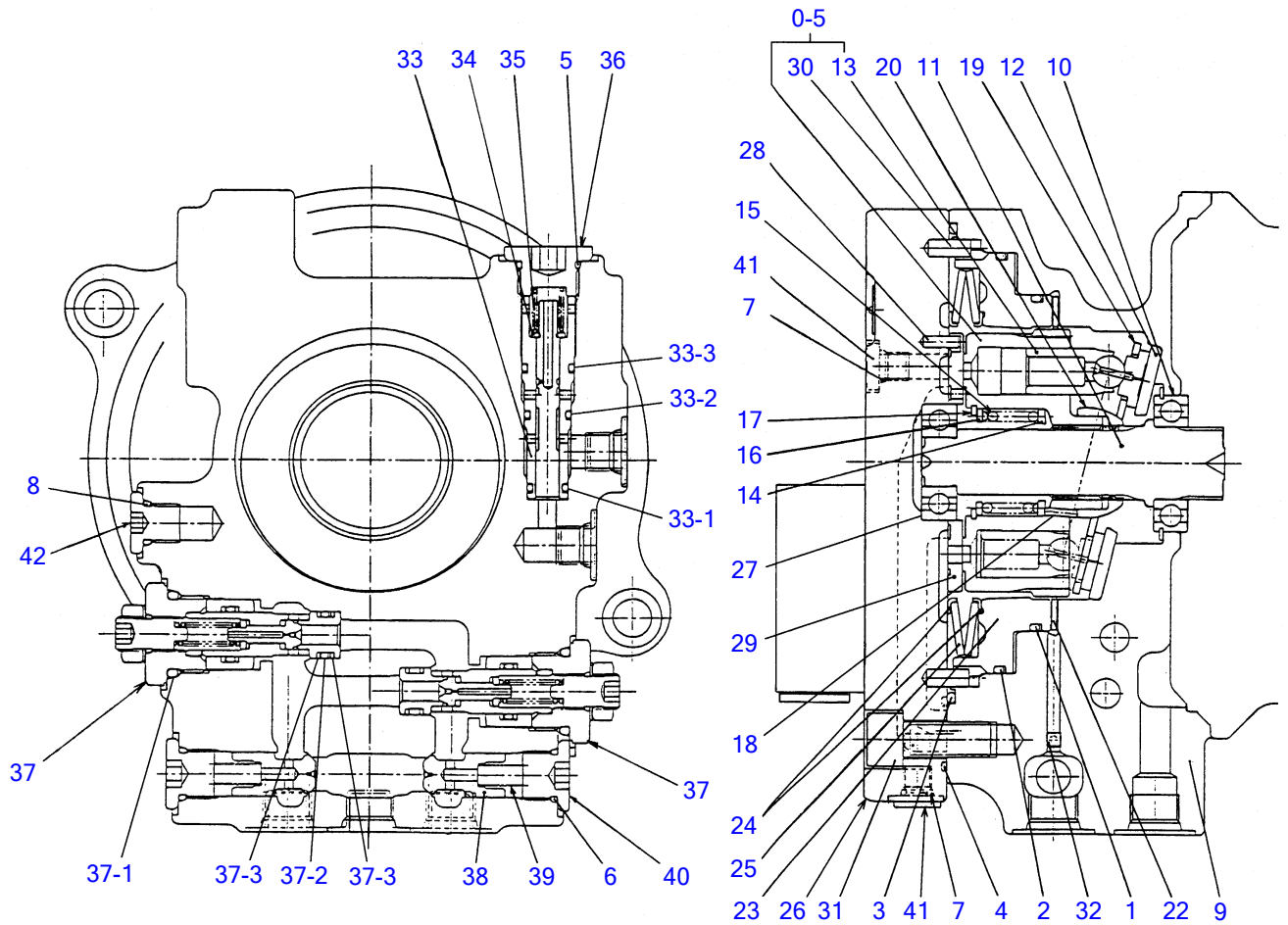
G4H250



**SLEW MOTOR (1/2) (reduction sec.)**

Item	Part number	Description	Q'ty	Chan.	Serial No.	Serv.	Remarks
0	<b>1903123400</b>	MOTOR ASSY, slew	1				
0-1	X *****	• GEAR, reduction	1				
0-2	<b>1912905399</b>	• • KIT, seal	1				
1	X <b>1420010080</b>	• • • O-RING	1				
2	X <b>1420300260</b>	• • • O-RING	1				
3	<b>1912905301</b>	• • HOUSING	1				
4	<b>1912905302</b>	• • SHAFT	1				
5	<b>1912905303</b>	• • PLATE	1				
6	<b>1912905304</b>	• • COLLAR	1				
7	<b>1912905305</b>	• • BEARING	1				
8	<b>1912905306</b>	• • SEAL, oil	1				
9	<b>1912905307</b>	• • BEARING	1				
10	<b>1912905308</b>	• • PLATE	2				
11	<b>1912905309</b>	• • PLATE	2				
12	<b>1912905310</b>	• • HOLDER	1				
13	<b>1912905311</b>	• • WASHER, thrust	4				
14	<b>1912905312</b>	• • LACE, inner	4				
15	<b>1912905313</b>	• • BEARING, needle	4				
16	<b>1912905314</b>	• • GEAR, planetary	4				
17	<b>1912905315</b>	• • PLATE, thrust	1				
18	<b>1912905316</b>	• • SCREW	4				
19	<b>1912905317</b>	• • GEAR, sun	1				
20	<b>1912905318</b>	• • HOLDER	1				
21	<b>1912905319</b>	• • WASHER, thrust	4				
22	<b>1912905320</b>	• • LACE, inner	4				
23	<b>1912905321</b>	• • BEARING, needle	4				
24	<b>1912905322</b>	• • GEAR, planetary	4				
25	<b>1912905323</b>	• • PLATE SET, thrust	1				
26	<b>1912905324</b>	• • GEAR, drive	1				
27	<b>1912905325</b>	• • PLUG	1				
28	<b>1912905337</b>	• • PLATE	2				
29	<b>1912905338</b>	• • PLATE	2				
30	<b>1912905339</b>	• • PLATE	2				
31	<b>1912905340</b>	• • COLLAR	1				
0-3	<b>1903904500</b>	• MOTOR, piston	1				
32	<b>1110051230</b>	• SCREW, cap	2				
33	<b>1903119920</b>	• VALVE ASSY	1				
34	<b>1420010100</b>	• O-RING	3				
35	<b>1110050820</b>	• SCREW, cap	3				
	<b>G5h160</b>						

TB138FR Book No. BG5Z002 S/N 13810003-  
SLEW MOTOR (2/2) (motor sec.)

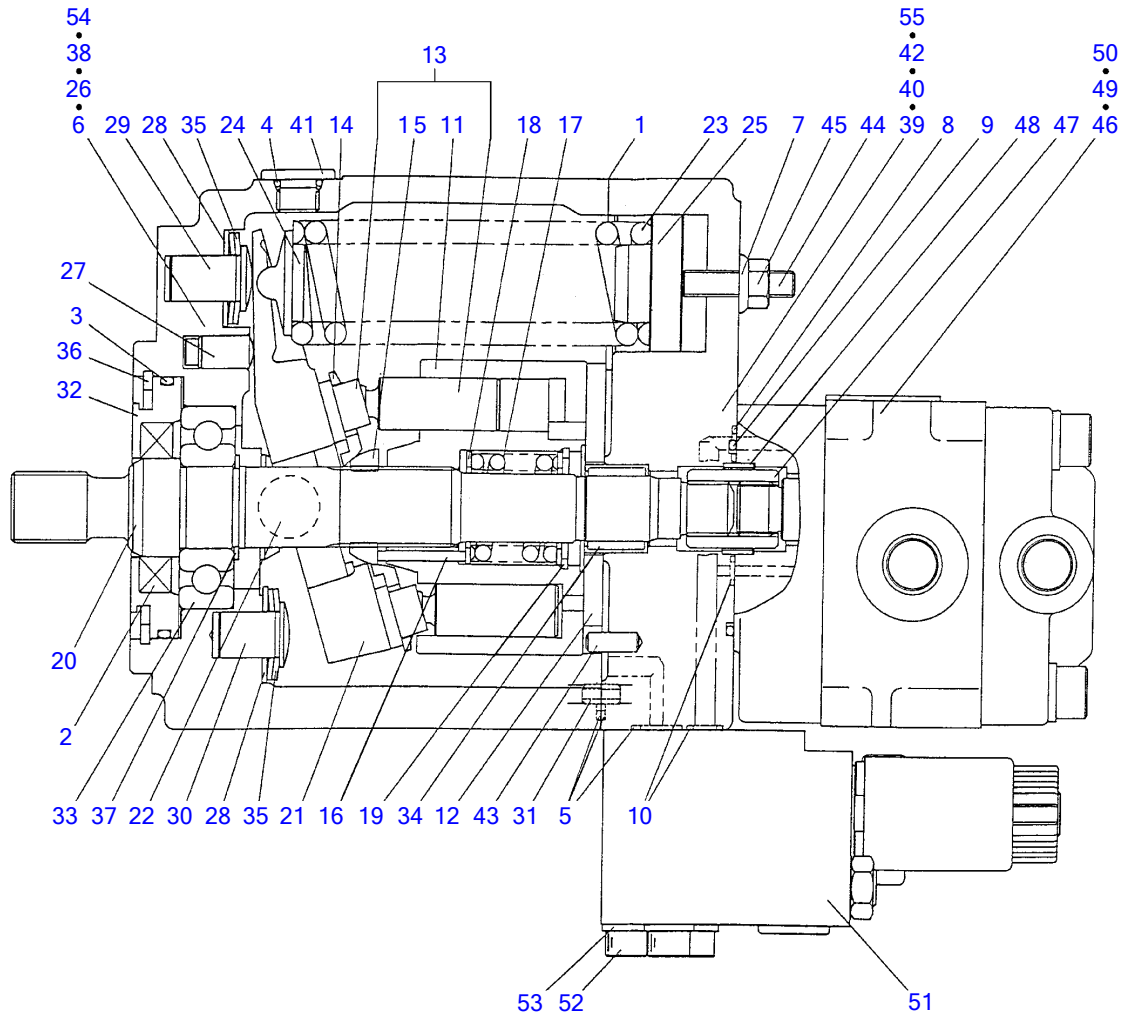


G4H261

**SLEW MOTOR (2/2) (motor sec.)**

Item	Part number	Description	Q'ty	Chan.	Serial No.	Serv.	Remarks
0	<b>1903123400</b>	MOTOR ASSY, slew	1				
0-3	X *****	• MOTOR, piston	1				
0-4	<b>1903904599</b>	• • KIT, seal	1				
1	X <b>1420111100</b>	• • • O-RING	1				
2	X <b>1420111350</b>	• • • O-RING	1				
3	X <b>1903007227</b>	• • • O-RING	1				
4	X <b>1420010210</b>	• • • O-RING	2				
5	X <b>1420010180</b>	• • • O-RING	1				
6	X <b>1420010140</b>	• • • O-RING	2				
7	X <b>1420010080</b>	• • • O-RING	2				
8	X <b>1420010110</b>	• • • O-RING	1				
9	<b>1903904501</b>	• • CASE	1				
10	<b>1903904502</b>	• • BEARING, ball	1				
11	<b>1903904503</b>	• • SHAFT	1				
12	<b>1903904504</b>	• • PLATE, thrust	1				
0-5	<b>1903120698</b>	• • BLOCK, cylinder	1				
13	X *****	• • • PISTON ASSY	9				
14	<b>1903106808</b>	• • COLLAR	1				
15	<b>1903904507</b>	• • SPRING	1				
16	<b>1903904508</b>	• • WASHER	1				
17	<b>1221000037</b>	• • RING, snap	1				
18	<b>1903904510</b>	• • PIN	3				
19	<b>1903904511</b>	• • PLATE	1				
20	<b>1903106813</b>	• • HOLDER	1				
22	<b>1903904514</b>	• • DISK	1				
23	<b>1903904515</b>	• • PISTON	1				
24	<b>1903904518</b>	• • SHEET, spring	2				
25	<b>1903904519</b>	• • SPRING	1				
26	<b>1903904521</b>	• • COVER	1				
27	<b>1903107927</b>	• • BEARING	1				
28	<b>1212000412</b>	• • PIN	1				
29	<b>1903904524</b>	• • PLATE, valve	1				
30	<b>1903904525</b>	• • PIN	2				
31	<b>1110021230</b>	• • SCREW, cap	5				
32	<b>1901802713</b>	• • ORIFICE	1				
33	<b>1901809200</b>	• • VALVE ASSY	1				
33-1	<b>1420000100</b>	• • • O-RING	1				
33-2	<b>1420010120</b>	• • • O-RING	1				
33-3	<b>1420010140</b>	• • • O-RING	1				
34	<b>1141100006</b>	• • WASHER	1				
35	<b>1903906135</b>	• • SPRING	1				
36	<b>1903904537</b>	• • PLUG	1				
37	<b>1901800049</b>	• • VALVE ASSY, relief	2				
37-1	<b>1420010240</b>	• • • O-RING	1				
37-2	<b>1420010120</b>	• • • O-RING	1				
37-3	<b>1421020120</b>	• • • RING, back-up	2				
38	<b>1903904539</b>	• • VALVE, check	2				
39	<b>1903904540</b>	• • SPRING	2				
40	<b>1903106843</b>	• • PLUG	2				
41	<b>1912905325</b>	• • PLUG	2				
42	<b>1903108655</b>	• • PLUG	1				
	<b>G5h170</b>						

TB138FR Book No. BG5Z002 S/N 13810003-  
HYDRAULIC PUMP (1/2)



G4H271

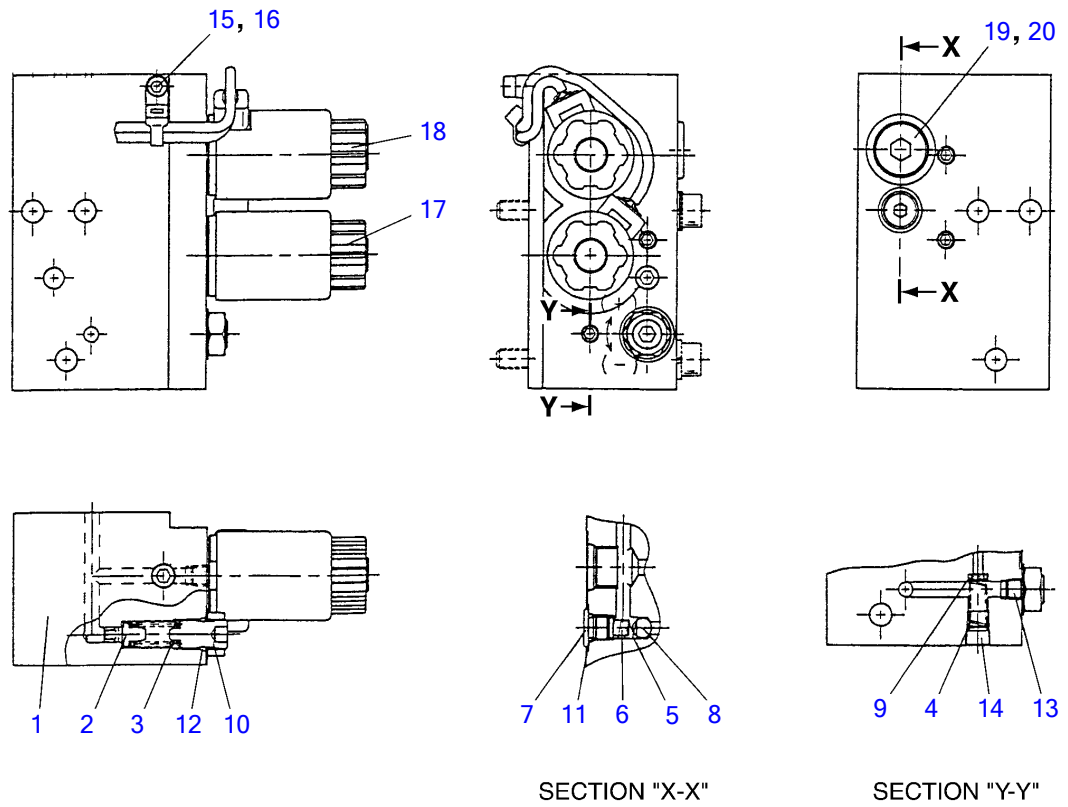
S-free

**HYDRAULIC PUMP (1/2)**

Item	Part number	Description	Q'ty	Chan.	Serial No.	Serv.	Remarks
0	1902022300	PUMP, hydraulic	1				
	1902022400	PUMP, hydraulic	1				with air con.
0-1	1902016199	• KIT, seal	1				
1	X 1902012013	• • PACKING	1				
2	X 1902016032	• • SEAL, oil	1				
3	X 1420110750	• • O-RING	1				
4	X 1420010110	• • O-RING	1				
5	X 1420010120	• • O-RING	3				
6	X 1420010110	• • O-RING	1				
7	X 1902016062	• • WASHER, seal	1				
8	X 1420010070	• • O-RING	1				
9	X 1420110550	• • O-RING	1				
10	X 1420010080	• • O-RING	2				
0-2	1902906000	• BARREL KIT, cylinder	1				
11	X *****	• • BARREL, cylinder	1				
12	X *****	• • PLATE	1				
13	1902906100	• • PISTON ASSY	1				
14	1902016008	• • HOLDER	1				
15	1902016009	• • HOLDER	1				
16	1902011511	• • NEEDLE	3				
17	1902016014	• • SPRING	1				
18	1903902313	• • RETAINER	2				
19	1221000035	• • RING, snap	1				
20	1902016103	• SHAFT	1				
21	1902016010	• PLATE, swash	1				
22	1902016012	• PIN	1				
23	1902016115	• SPRING	1				
24	1902016118	• HOLDER	1				
25	1902016019	• GUIDE	1				
26	1902011526	• PIN	1				
27	1902016121	• ROD	1				
	1902020822	• ROD	1				with air con.
28	1902016023	• WASHER	2				
29	1902014725	• PIN	1				
30	1902016126	• PIN	1				
	1902020826	• PIN	1				with air con.
31	1902016027	• PIN	1				
32	1902016128	• HOLDER	1				
33	1300006305	• BEARING	1				
34	X *****	• BEARING	1				
35	1902016033	• WASHER	4				
36	1221000080	• RING, snap	1				
37	1220000025	• RING, snap	1				
38	1902014742	• PLUG	1				
39	1110021045	• SCREW, cap	5				
40	1902016049	• PLUG	5				
41	1902014742	• PLUG	1				
42	1140010010	• WASHER, spring	5				
43	1213000616	• PIN, spring	1				
44	1121050835	• SET-SCREW	1				
45	1130050008	• NUT	1				
46	1902910800	• PUMP, gear	1				
47	1902916066	• COUPLING	1				
48	1902916067	• COLLAR	1				
49	1100030825	• BOLT	2				
50	1902019870	• WASHER	2				
51	1902909000	• BLOCK ASSY, valve	1				
52	1100030875	• BOLT	3				
53	1140010008	• WASHER, spring	3				
54	X *****	• BODY(S)	1				
55	X *****	• BODY(H)	1				

G5h180

TB138FR Book No. BG5Z002 S/N 13810003-  
HYDRAULIC PUMP (2/2)



G4H281

S=free

**LOWER FRAME**

Item	Part number	Description	Q'ty	Chan.	Serial No.	Serv.	Remarks
Item	Part number	•" •j -¼ 0	?	Chan.	Serial No.	Mod.	Remarks
		FRAME ASSY, lower					X03710-17500-0
1	X *****	FRAME	1				
2	0351006010	COVER	2				
3	0431003600	COVER	1				
4	0331018600	COVER	2				
5	1100040816	BOLT	4				
6	1100041020	BOLT	10				
7	1140020008	WASHER, spring	4				
8	1140020010	WASHER, spring	10				
9	1141110008	WASHER	4				
10	1141110010	WASHER	10				
11	1652533019	CAP	2				
	G5a010						

# How to read this Parts Catalog.

1. Parts mentioned in this Parts Catalog may not necessarily be standard equipping parts.
2. Parts change may be made without prior notice.
3. Form of this Parts Catalog.

Y00F2161 (1997.09.01)

**Fig. 29 燃料噴射ポンプ(ブーコン用)**  
**FUEL INJECTION PUMP (W/BOOST)**

見出 REF.No.	レベル LEV.	部品番号 PARTS No.	部品名	DESCRIPTION	個数 (Qty)						備考
					A	B	C	D	E	F	
1	•	729595-51390	F0ポンプ ASY(7-コック)	FULE INJECTION PUMP	1	1	1	1	1	1	
1-1	•	729595-51391	F0ポンプ ASY(7-コック)	FULE INJECTION PUMP	1	1	1	1	1	1	
3	••	26022-060162	ナメネジ M 6X 16	SCREW M 6X 16	9	9	9	9	9	9	
I 3-1	••	26022-060162	ナメネジ M 6X 16	SCREW M 6X 16	4	4	4	4	4	4	K
4	••	129470-51040	カムシャフト	CAMSHAFT	1	1	1	1	1	1	
5	••	122710-51050	ベアリングローラ	BEARING, ROLLER	2	2	2	2	2	2	
6	••	129470-51060	ベアリングオサヒ	RETAINER	1	1	1	1	1	1	

**備考**

(1) ブーストコンペンセータ付き。4JH-DT, 4JH-DTZとも  
E/# 00155 までは、特別注文仕様とします

**Remarks**

(1) BOOST COMPENSATOR TYPE.  
OPTIONAL PART, TO E/# 00155.  
(4JH - DT, 4JH - DTZ)

**① Ref. No.**

The Ref. No. in the list may not be accord with the Ref. No. on illustration.  
(Ex.) Illustration No.                      List head No.

1                      1 (Befor change)                      →                      1 -1 (After change)

When interchangeable symbol N, R, and K, illustrations for new parts are sometimes omitted.

**② Lev.(Level)**

Indication and Meaning of Level

Level : Hereunder is given the relation among the number of dots(•), the level and the nominal parent- child relationship.

- .....Parent parts(Assembly parts)
- .....Child parts included in "••" (Semi- Assembly parts, component parts of Assembly parts.)
- .....Child parts included in "•••", Grand- child parts in terms of "••".  
(Compornent parts of Semi- Assembly parts.)



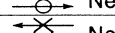

Note) A parts of non- sale parts are illustlated but not listed.

**③ Change Mark**

Change Mark "I" is given to the part for which a desigh change was made at this time.  
The design change was not shown in the last published Parts Catalog.

**④ Interchangeability Mark**

In the case where a part change took place, one of the following interchangeability marks is indicated for that part.

Symbol	interchangeability	Contents note
N	Old  New	New Part is interchangeable for Old Part but not interchangeable conversely.
Q	Old  New	New Part is not interchangeable for Old Part but interchangeable conversely.
R	Old  New	New Part is interchangeable for Old Part and vice versa.
S	Old  New	New Part is not interchangeable for Old Part and vice versa.
W		Part newly added.
Z		Part discontinued.
F		Not interchangeable single part but interchangeable by set of the related parts.
K		Changed only in quantity used.

**⑤ Effective Machine No.**

When a part is changed, Effective Machine No. of a Model for which the part is applicable is indication in each column of (A)- (F).

Product Symbol	Product No.	Product Symbol	Product No.
C	Clutch No. Compressor No.	M	Machine No.
D	Drive No.	T	Tractor No.
E	Engine No.	Note1) ※	Date

Note1) Date may follow the symbol in some cases. (Ex.) ※ 1996.01

Note2) As far as engine models shown by "XXX" are concerned, the modification of the parts could not be predicted or the engine models themselves could not be identified.

Note3) (A=E/#00185) means that the design change on the part has been effective for the model at the column (A)(in this case, for 4JH- DT) on and from E/#(Engine Serial Number) 00185.

**⑥ Remarks Mark**

Figures or alphabets (Symbols) are entered in the remark column.

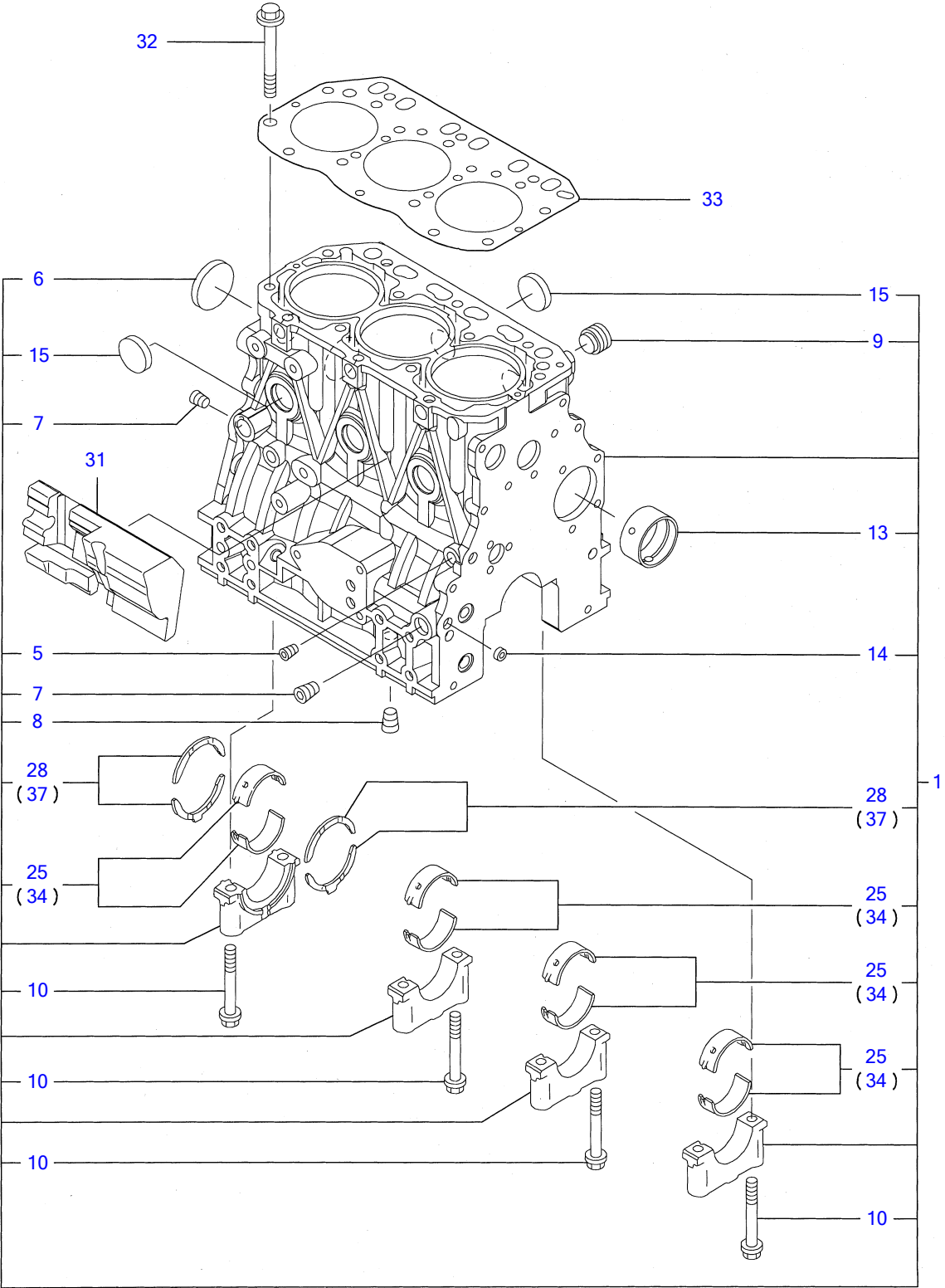
The comments(remarks)on the pertinent parts are indicated in the lower part of the list by the same symbols as those stated above.



**How to read this Parts Catalog.**

REF NO.	PARTS NO.	Description	Q'ty	I	R	õ
	<b>ENGINE</b>					
	<b>3TNV88-XTBZ</b>					
	<b>2007.2.1</b>					

Engine for TB138FR 3TNV88-XTBZ  
**CYLINDER BLOCK**

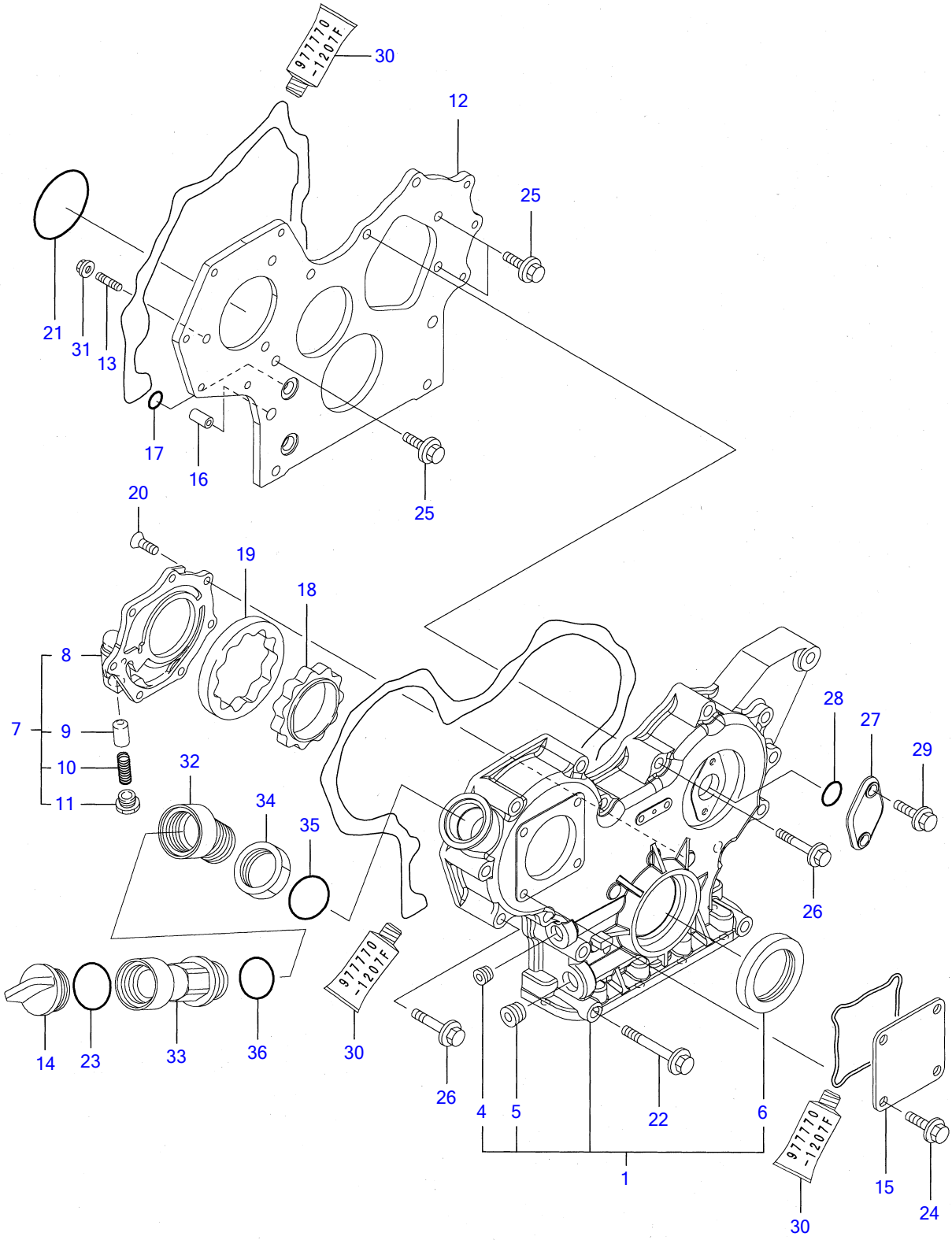


Y00D7761	1. シリンダブロック			
3TNV88-XTBZ		1, 07. 01		PLUS

¼ØÝÀÞÏÙ, CYLINDER BLOCK

REF NO.	PARTS NO.	Description	Q'ty	I	R	Notes
I 1	Y729005-01560	¼ØÝÀÞÏÙ, CMP	1			
5	Y124060-01050	• Ìß×, Þ (PT1/8)	1			
6	Y129001-01250	• »×¶ÏÞÀÌß×, Þ 50	1			
7	Y124160-01910	• Ìß×, Þ PT1/4	2			
8	Y124160-01910	• Ìß×, Þ PT1/4	1			
9	Y171051-01921	• Ìß×, Þ NPTF1	1			
10	Y129150-02020	• ÏÞÙÄ(ÓÄÙ-ÓÄÌß	8			
13	Y129795-02411	• ÌÞÄ¼Ö (A	1			
I 13-1	Y129795-02412 (A=E03990)	• ÌÞÄ¼Ö (A	1	N		
14	Y27241-120000	• ÙÝ¶ÏÞÀÌß×, Þ 12	2			
15	2Y7241-300000	• ÙÝ¶ÏÞÀÌß×, Þ 30	6			
25	Y129001-02930	• Ó²ÝÓÄÙCMP(STDÏ³ËÝ)	4			(3) Ï³ÏÞËÝÄÞ½
I 25-1	Y129001-02931 (A=E03990)	• Ó²ÝÓÄÙCMP(STDÏ³ËÝ)	4	N		(3) Ï³ÏÞËÝÄÞ½
28	Y129150-02930	• ½×½ÄÏÞ±ØÝ, Þ	2			
I 28-1	Y129150-02931 (A=E03990)	• ½×½ÄÏÞ±ØÝCMP	2	N		
31	Y129004-01190	• Ä²»Þ²Ë½Ìß-»	1			
32	Y129150-01200	• ÍÄÄÞÏÞÙÄ	14			
33	Y129001-01340	• ÍÄÄÞ¶ÏÞ½²ÄÄ(ÉÝ±½)	1			
34	Y129150-02870	• Ó²ÝÓÄÙ U.S=0.25	4			(1) ±ÝÄÞ°»²½Þ(U.S=0.25)ÏÞËÝÄ
I 34-1	Y129150-02871 (A=E03990)	• Ó²ÝÓÄÙ U.S=0.25	4	N		(1) ±ÝÄÞ°»²½Þ(U.S=0.25)ÏÞËÝÄ
37	Y129150-02940	• ½×½ÄÏÄÙOS=.25(2¹³⁄⁴ÄÄ	1			(2) μ°ËÞ°»²½Þ(O.S=0.25)ÏÞËÝÄ
I 37-1	Y129150-02941 (A=E03990)	• ½×½ÄÏÄÙOS=.25(2¹³⁄⁴ÄÄ	1	N		(2) μ°ËÞ°»²½Þ(O.S=0.25)ÏÞËÝÄ

Engine for TB138FR 3TNV88-XTBZ  
**GEAR HOUSING**

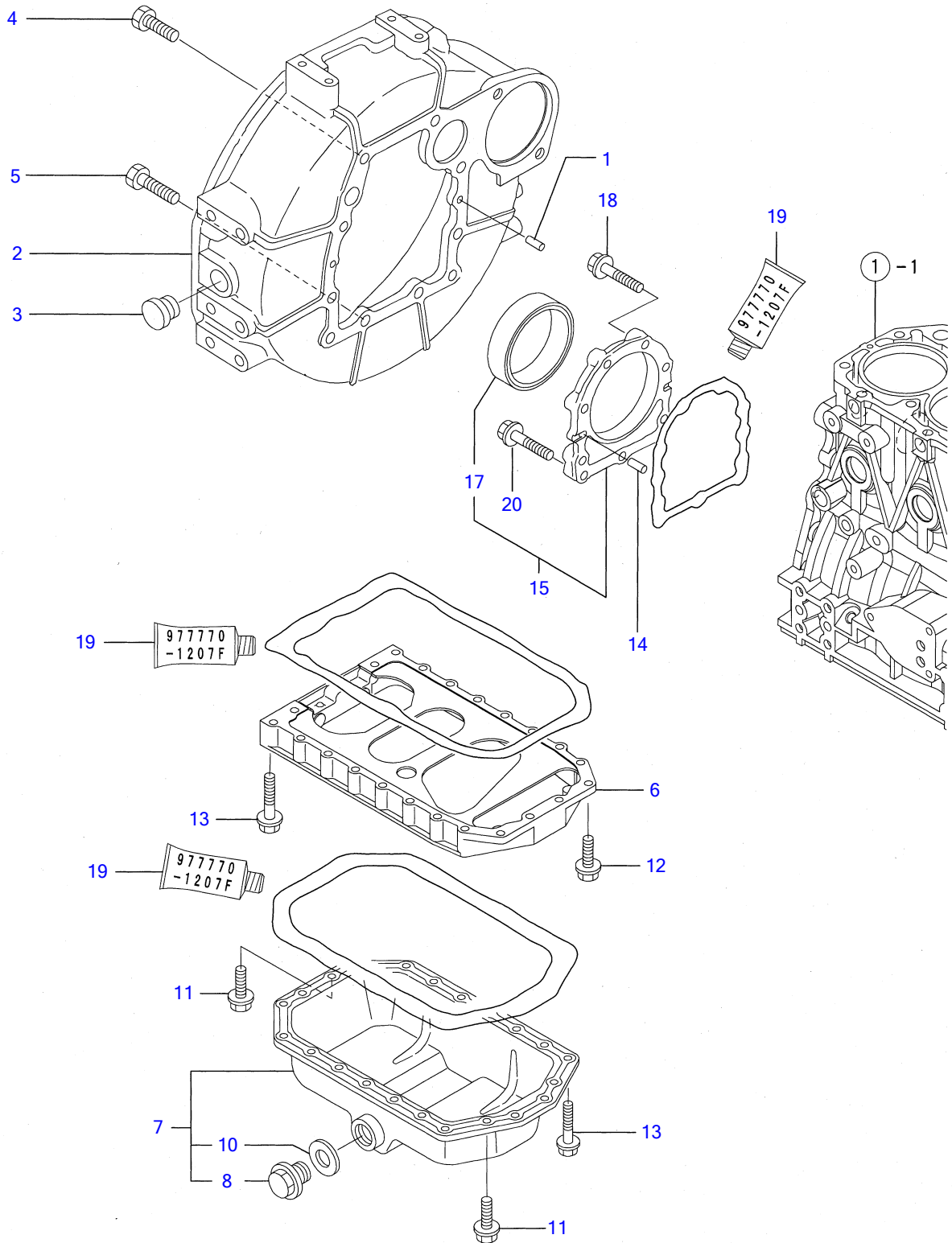


Y00D7761	2. ギヤケース			
3TNV88-XTBZ		1, 07. 01		PLUS

·PÔ¹-½ GEAR HOUSING

REF NO.	PARTS NO.	Description	Q'ty	I	R	"ö
1	Y729240-01500	·PÔ¹-½ CMP HOUSING ASSY, GEAR	1			
4	Y23876-030000	· È¼bìßx, PPT 3/8	1			
5	Y23876-040000	· È¼bìßx, PPT 1/2	1			
6	Y129795-01800	· µ²Ü¼-Ü	1			
I 6-1	Y119934-01800 (A=E03972)	· µ²Ü¼-Ü	1	N		
7	Y119802-32100	¶Èb-CMP(LOP COVER ASSY, PUMP	1			
8	Y119802-32070	· ¶Èb-(LOP	1			
9	Y129900-32130	· ØØ-ìÈbÜìb	1			
10	Y129418-32320	· ½ìßØÝ, b	1			
11	Y129001-32330	· ìßx, b	1			
12	Y119802-01520	ìxÝ¼b (·PÔ¹-½ FRANGE, GEAR CASE	1			
13	Y119802-01560	½ÄÄÄbìPÜÄ 8X25	3			
I 13-1	Y119802-01561 (A=E02010)	½ÄÄÄbìPÜÄ 8X25	3	N		
14	Y124160-01751	ìÀ(îÖ³) COVER, FILLER	1			
15	Y124240-01871	ìÀ(HO-P COVER, HO-P	1			
16	Y129795-01950	Èß²ìßÉÄ, PIPE, KNOCK L=18	2			
17	Y119609-32040	OØÝ, b O-RING P16	4			
18	Y119802-32111	²ÝÄ-Ü-Ä(LOP ROTOR, INNER	1			
19	Y119802-32120	±³Ä-Ü-Ä(LOP ROTOR, OUTER	1			
20	Y119802-32130	»xºÈ¼b(+±Ä 6X16	7			
21	Y121850-51960	OØÝ, b(FOPÄØÄ¹)	1			
22	Y129001-91841	ÄÈbìPÜÄM8X85(¼PÄb³, Ð	3			
23	Y24311-000320	OØÝ, b 1A P 32.0	1			
24	Y26106-080162	ÄÈbìPÜÄ 8X 16	4			
25	Y26106-080162	ÄÈbìPÜÄ 8X 16	3			
26	Y26106-080552	ÄÈbìPÜÄ 8X 55	12			
27	Y121023-01550	ìÀ(ÄºÖ-Ä COVER, BLIND	1			
I 27-1	Y121023-01551 (A=E03990)	ìÀ(ÄºÖ-Ä COVER, BLIND	1	R		
28	Y24341-000240	OØÝ, b 1A S 24.0	1			
29	Y26106-060162	ÄÈbìPÜÄ 6X 16	2			
I 30	Y977770-1207F	¼Øº-Ý¹² ·¼bÖ³¶b½¹ÄÄ	1			(1) µìß¼@Ý ìbÈÝÄb½
31	Y129612-77260	ÄÄÄ(µÜÄÈ-Ä	3			
I 31-1	Y26306-080002 (A=E03989)	ÄÈbÄ-ÄÄÄ(UBS 8	3	N		
32	Y119225-11740	±ÄbìßÄ-	1			
I 33	Y171031-11741 (A=EXXXXX)	îÖ³Èß²ìß	1	Z		
I 34	Y119225-11750 (A=EXXXXX)	ÄÄÄ	1	Z		
I 35	Y24311-000300 (A=EXXXXX)	OØÝ, b 1A P 30.0	1	Z		
I 36	Y24311-000320 (A=EXXXXX)	OØÝ, b 1A P 32.0	1	Z		

Engine for TB138FR 3TNV88-XTBZ  
**FLYWHEEL HOUSING & OIL SUMP**

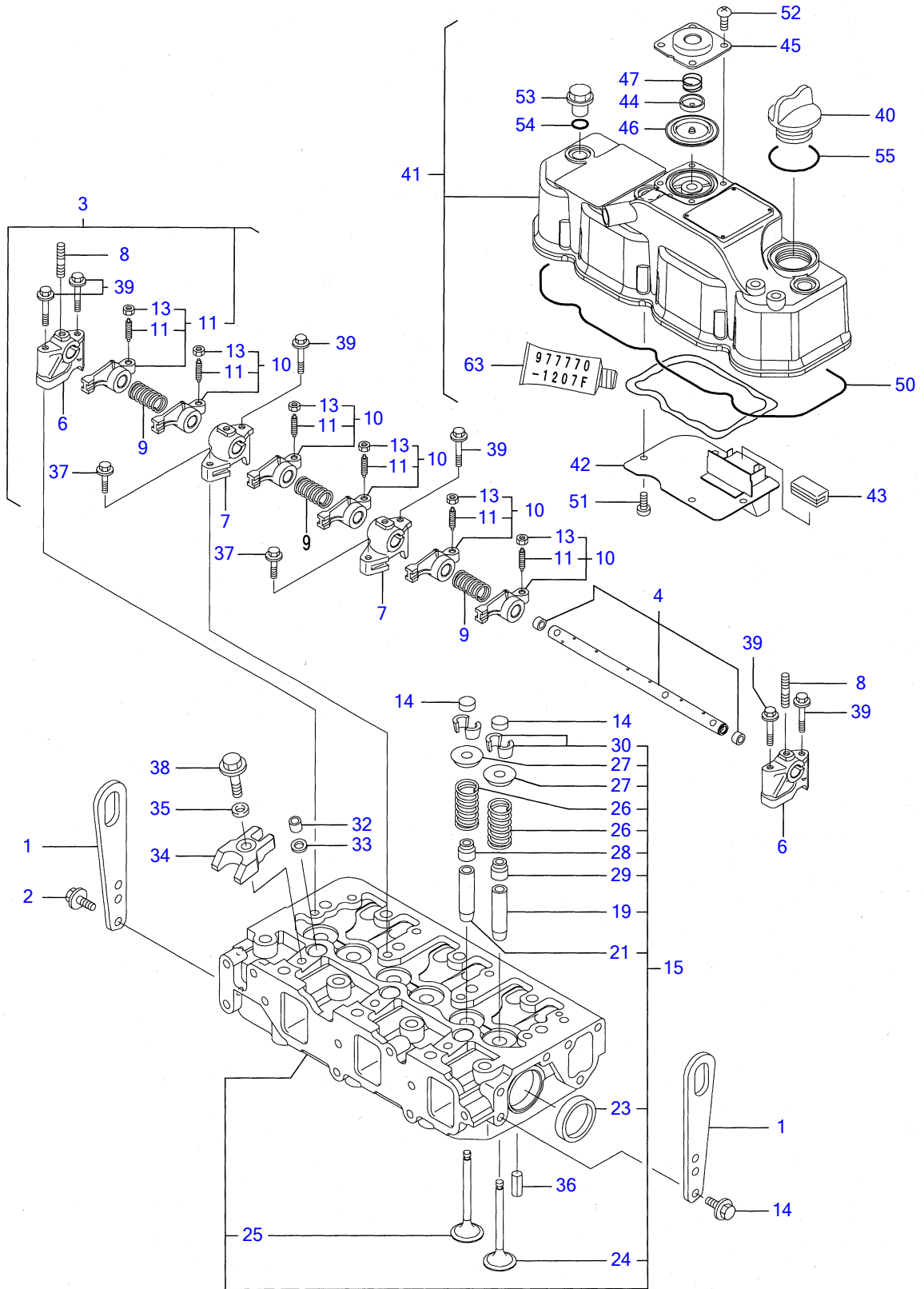


Y00D7760	3. フライホイールハウジング & オイルパン			
3TNV88-XTBZ		1, 03, 08		PLUS

FLYWHEEL HOUSING & OIL SUMP

REF NO.	PARTS NO.	Description	Q'ty	I	R	Notes
1	Y129100-01580	PARALLEL PIN 8X16	2			
2	Y129612-01600	HOUSING, FLYWHEEL	1			
3	Y119620-01750	CAP, FLYWHEEL COVER	1			
4	Y26206-100252	BOLT M10X25	6			
5	Y26206-100302	BOLT M10X30	4			
6	Y129100-01730	SPACER, OIL SUMP	1			
7	Y729102-01540	SUMP ASSY, LUB. OIL	1			
I 7-1	Y129175-01770 (A=E03990)	SUMP ASSY, LUB. OIL	1	N		
8	Y119640-01640	DRAIN PLUG M22	1			
10	Y22190-220002	SEAL WASHER 22S	1			
11	Y26106-080162	BOLT M 8X 16 PLATED	4			
12	Y26106-080252	BOLT M 8X 25 PLATED	2			
13	Y26106-080452	BOLT M 8X 45 PLATED	20			
14	Y129100-01580	PARALLEL PIN 8X16	2			
15	Y129100-01640	CASE ASSY, OIL SEAL	1			
17	Y129795-01780	SEAL, OIL	1			
18	Y129486-01670	BOLT M8X30, COLLAR HD	6			
I 19	Y977770-1207F	GASKET, LIQUID	1			(1) μl ¼@Y l b E Y A b ½
20	Y26106-080352	BOLT M 8X 35 PLATED	3			

Engine for TB138FR 3TNV88-XTBZ  
CYLINDER HEAD & BONNET



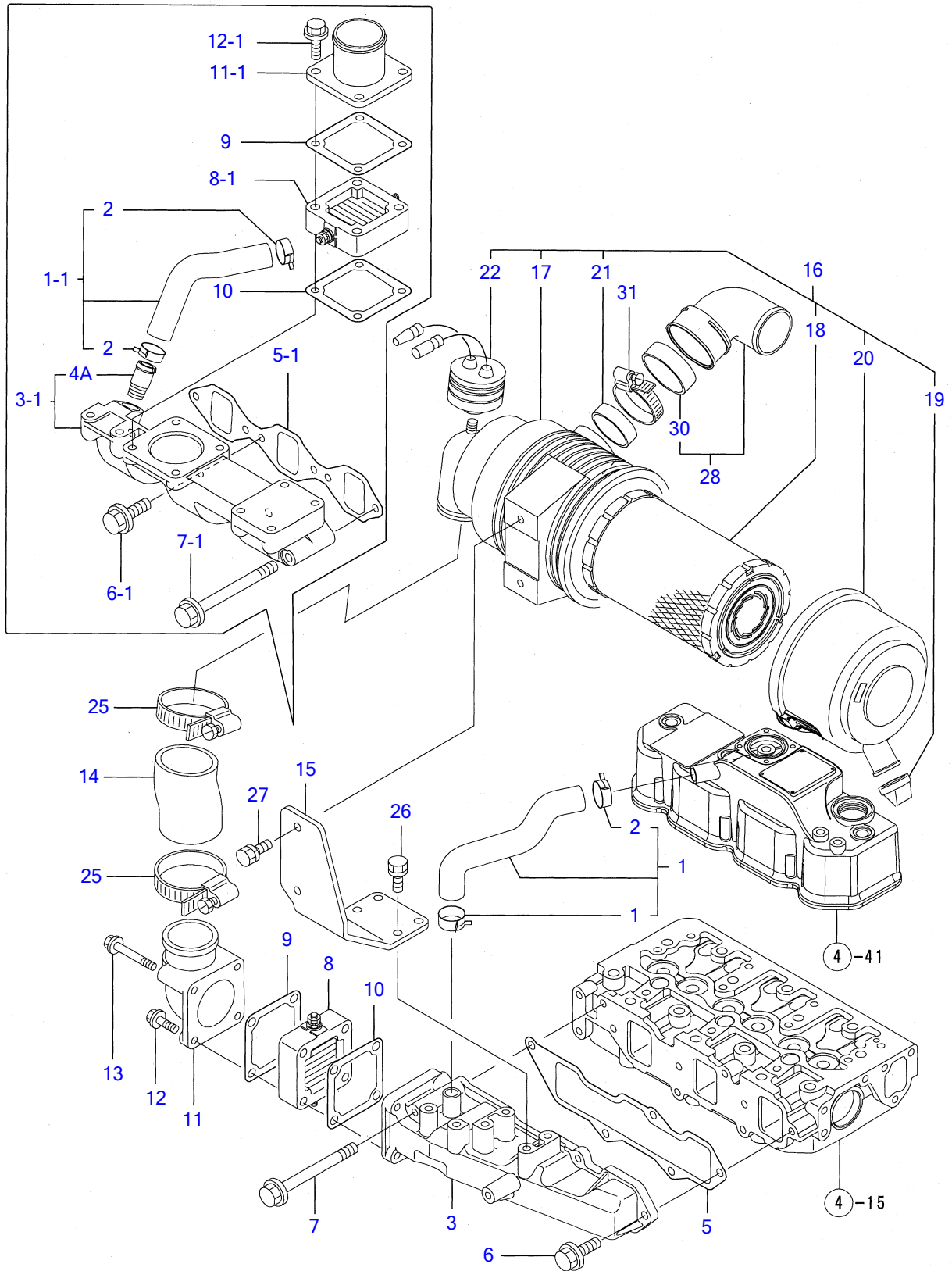
Y00D7761	4. シリンダヘッド & ボンネット			
3TNV88-XTBZ		1, 07, 01		PLUS



¼ØÝÁÍÄÄ & ÍÞÝËÄÄ CYLINDER HEAD & BONNET

REF NO.	PARTS NO.	Description	Q'ty	I	R	"ö
1	Y129900-07900	LIFTER, ENGINE	2			
2	Y26106-080142	BOLT 8X 14 PLATED	4			
I 2-1	Y26106-080162 (A=E03990)	BOLT M 8X 16 PLATED	4	N		
3	Y129004-11241	SHAFT ASSY, ROCKER	1			
4	Y129004-11251	SHAFT, ROCKER ARM	1			
6	Y119802-11260	SUPPORT, ROCKER ARM	2			
7	Y119802-11270	SUPPORT, ROCKER ARM	2			
8	Y119802-11280	STUD	3			
9	Y129150-11280	SPRING	3			
10	Y129004-11650	ARM ASSY, ROCKER	6			
11	Y129150-11230	SCREW, VALVE	6			
13	Y129150-11750	NUT M8XP1.0	6			
14	Y129150-11370	CAP, VALVE	6			
15	Y129004-11700	HEAD ASSY, CYLINDER	1			
19	Y120130-11860	GUIDE, VALVE	3			(1) ÍÖ³ÍÞËÝÄÞ½
21	Y129150-11810	GUIDE, VALVE	3			(1) ÍÖ³ÍÞËÝÄÞ½
23	Y27241-400000	PLUG 40	2			
24	Y129004-11100	VALVE, INTAKE	3			
I 24-1	Y129004-11130 (A=E03990)	VALVE, INTAKE	3	R		
25	Y129100-11110	VALVE, EXHAUST	3			
I 25-1	Y129100-11111 (A=E03989)	VALVE, EXHAUST	3	R		
I 25-2	Y129100-11112 (A=E03990)	VALVE, EXHAUST	3	R		
26	Y129795-11120	SPRING, VALVE	6			
27	Y129795-11180	RETAINER, SPRING	6			
28	Y121400-11340	SEAL, VALVE STEM	3			
29	Y124460-11340	SEAL, VALVE STEM	3			
30	Y27310-080001	COTTER 8	6			
32	Y119802-11870	PROTECTOR, NOZZLE	3			
33	Y119625-11880	SEAT, NOZZLE	3			
34	Y129004-11900	RETAINER, NOZZLE	3			
35	Y120270-54410	WASHER	3			
36	Y22351-060012	SPRING PIN 6X12	2			
37	Y26106-080252	BOLT M 8X 25 PLATED	2			
38	Y26106-080352	BOLT M 8X 35 PLATED	3			
39	Y26106-080502	BOLT M 8X 50 PLATED	6			
40	Y124160-01751	COVER, FILLER	1			
41	Y129004-11350	BONNET ASSY, HEAD	1			
42	Y129004-03010	PLATE, BAFFLE	1			
43	Y129150-03070	BAFFLE, BREATHER	1			
44	Y119802-03110	PLATE, DIAPHRAGM	1			
45	Y119802-03120	COVER, DIAPHRAGM	1			
I 45-1	Y119802-03121 (A=E03989)	COVER, DIAPHRAGM	1	N		
46	Y119802-03130	DIAPHRAGM	1			
47	Y119802-03140	SPRING, DIAPHRAGM	1			
I 47-1	Y119802-03141 (A=E03989)	SPRING, DIAPHRAGM	1	N		
50	Y129004-11310	GASKET, BONNET	1			
51	Y22857-500100	SCREW 5X10, TAPPING	4			
52	Y22857-500100	SCREW 5X10, TAPPING	4			
53	Y124160-11360	KNOB	3			
54	Y24311-000120	O-RING 1A P 12.0	3			
55	Y24311-000320	O-RING 1A P-32.0	1			
I 63	Y977770-1207F	GASKET, LIQUID	1			(2) μÍß¼@Ý ÍÞËÝÄÞ½

# Engine for TB138FR 3TNV88-XTBZ SUCTION MANIFOLD & AIR CLEANER

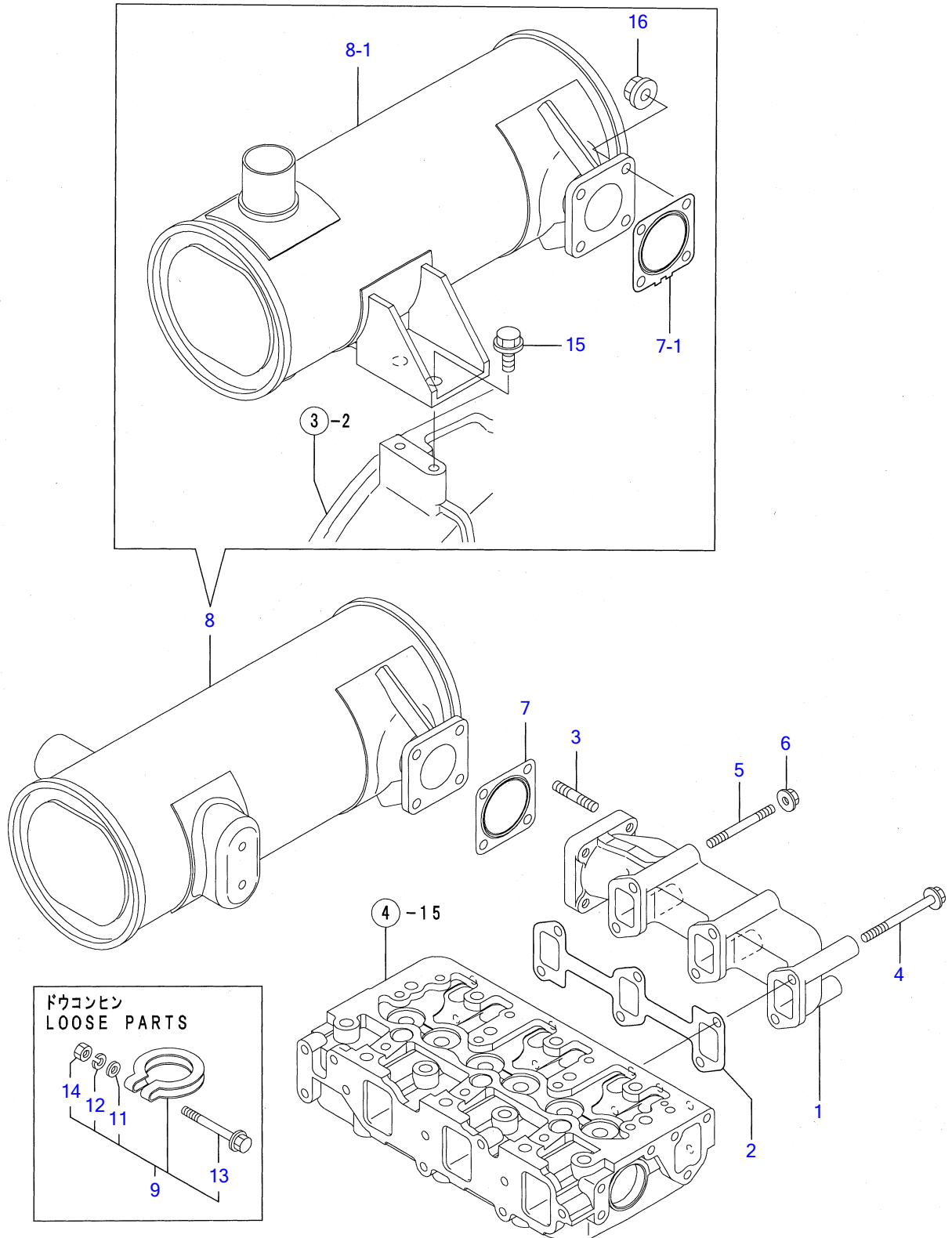


Y00D7761	5. キュウキマニホルド & エアクリーナ		
3TNV88-XTBZ	1, 07, 01		PLUS

·Ö³·ĪÆĪ-ÛÄÞ & '±,Ø-Å SUCTION MANIFOLD & AIR CLEANER

REF NO.	PARTS NO.	Description	Q'ty	I	R	ö
1	Y129004-03080	PIPE, BREATHER	1			
I 1-1	Y129263-03080 (A=EXXXXXX)	PIPE, BREATHER	1	S		
2	Y129410-03990	· Ī-½, ØÄĪß 22	2			
3	Y129004-12100	ĪÆĪ-ÛÄÞ(INT Öº)	1			
I 3-1	Y129263-12100 (A=EXXXXXX)	MANIFOLD ASSY, INT.	1	S		
I 4A	Y129263-12210 (A=EXXXXXX)	· Ä-ÞÄ(ĪÞØ-»Þ	1	W		
5	Y129001-12110	PK(SUCĪÆĪ-ÛÄÞ)	1			
I 5-1	Y129150-12111 (A=EXXXXXX)	PK(SUCĪÆĪ-ÛÄÞ)(ÉÝ±½)	1	S		
6	Y26106-080202	ÄÊÞĪÞÛÄ 8X 20	4			
I 6-1	Y26106-080252 (A=EXXXXXX)	BOLT M 8X 25 PLATED	3	S		
7	Y26106-080802	ÄÊÞĪÞÛÄ 8X 80	1			
I 7-1	Y26106-080702 (A=EXXXXXX)	BOLT M 8X 70 PLATED	1	S		
8	Y129100-77500	Ë-Ä- ('±-	1			
I 8-1	Y129100-77501 (A=EXXXXXX)	'±Ë-Ä(ĪÞÄÞ²±½)	1	S		
9	Y129100-77510	ËßÄ-Ý('±-Ë-Ä-	1			
10	Y129150-77511	PK('±Ë-Ä)(ÉÝ±½)	1			
11	Y171340-77520	ĪÞÝÄÞ	1			
I 11-1	Y129486-12581 (A=EXXXXXX)	Ä-ÞÄ(SUCĪÆĪ-ÛÄÞ)	1	S		
12	Y26106-080402	ÄÊÞĪÞÛÄ 8X 40	2			
I 12-1	Y26106-080352 (A=EXXXXXX)	BOLT M 8X 35 PLATED	4	S		
I 13	Y26106-080802 (A=EXXXXXX)	BOLT M 8X 80 PLATED	2	Z		
I 14	Y119910-12210 (A=EXXXXXX)	·Ö³·Ī-½	1	Z		
I 15	Y119802-12560 (A=EXXXXXX)	ĪÞ×¹ÄÄ, '±,Ø-Ä	1	Z		
I 16	Y129612-12691 (A=EXXXXXX)	'±,Ø-Ä CMP	1	Z		
I 17	Y119910-12510 (A=EXXXXXX)	· ĪÞÄÞ²	1	Z		
I 18	Y119808-12520 (A=EXXXXXX)	· 'ÛÒÝÄ(±³Ä	1	Z		
I 19	Y119808-12540 (A=EXXXXXX)	· ±ÝÛ-ÄÞËÞÛĪÞ	1	Z		
I 20	Y119866-12541 (A=EXXXXXX)	· ¶ËÞ-ASSY	1	Z		
I 21	Y129259-12570 (A=EXXXXXX)	· ØÝ,Þ	1	Z		
I 22	Y129953-12620 (A=EXXXXXX)	· ²Ý¼Þ¹-Ä CMP(³'	1	Z		
I 25	Y23000-060000 (A=EXXXXXX)	Ī-½, ØÄĪß 60	2	Z		
I 26	Y26013-080222 (A=EXXXXXX)	ĪÞÛÄ(ËÞË 8X 22	4	Z		
I 27	Y26013-080222 (A=EXXXXXX)	ĪÞÛÄ(ËÞË 8X 22	2	Z		
I 28	Y129612-12560 (A=EXXXXXX)	'ÛĪÞ(²ÝÄ-,	1	Z		
I 30	Y129612-12590 (A=EXXXXXX)	· ¶Þ½¹ÄÄ(²ÝÄ-,	1	Z		
I 31	Y23000-060000 (A=EXXXXXX)	Ī-½, ØÄĪß 60	2	Z		

# Engine for TB138FR 3TNV88-XTBZ EXHAUST MANIFOLD & SILENCER

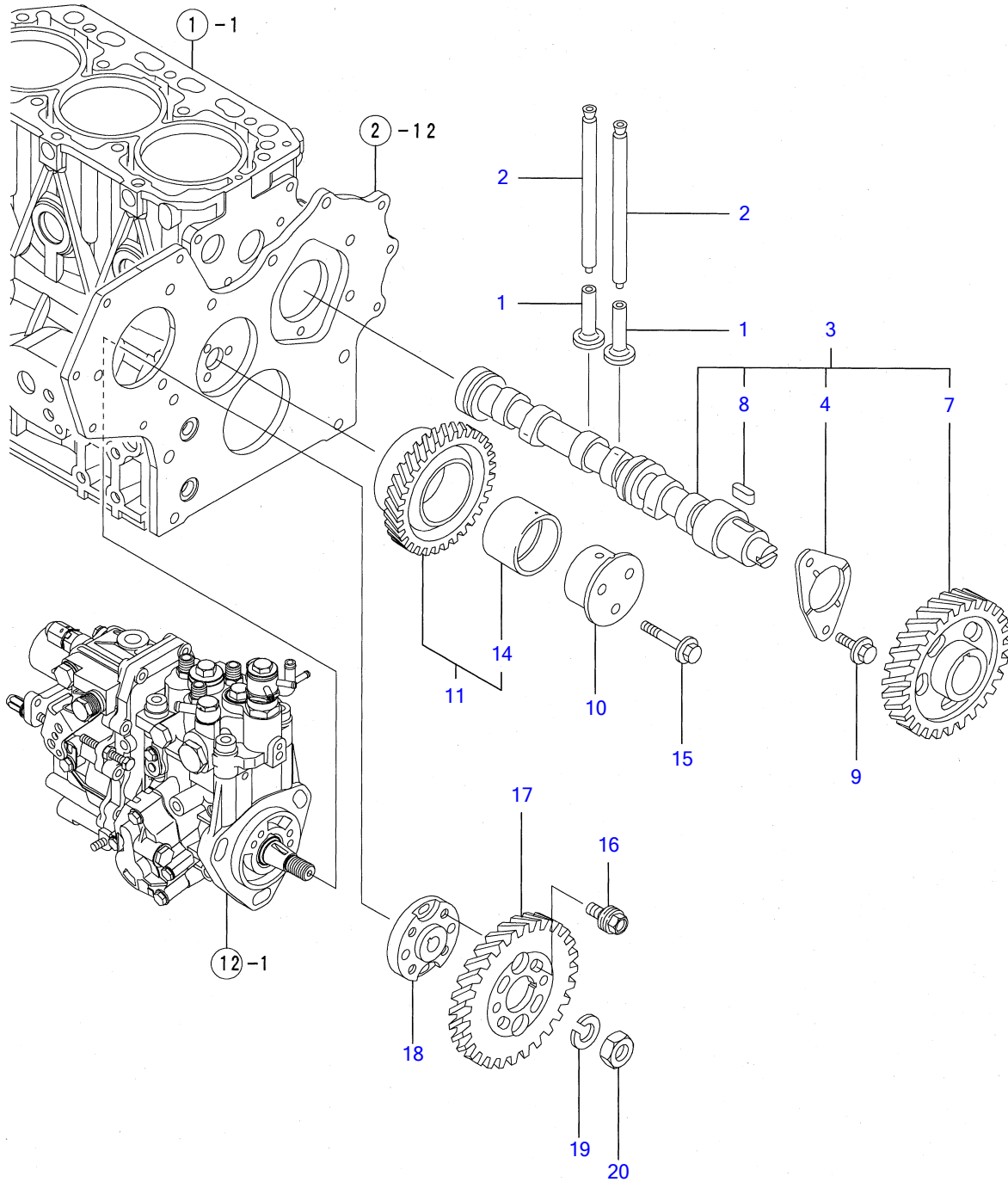


Y00D7761	6. ハイキマニホールド & サイレンサ			
3TNV88-XTBZ		1, 07, 01		PLUS

Ê²·ÏÆÏ-ÛÄÞ & »²ÚÝ» EXHAUST MANIFOLD & SILENCER

REF NO.	PARTS NO.	Description	Q'ty	I	R	»õ
1	Y129004-13129	ÏÆÏ-ÛÄÞ(EXH »ÞÝÄ²	1			
2	Y129150-13110	PK(EXHÏÆÏ-ÛÄÞ	1			
3	Y119131-18320	³ºÐÏÞÛÄ M8X22	4			
4	Y123900-13630	ÂÊÞÏÞÛÄ 80	4			
5	Y123900-13610	³ºÐÏÞÛÄ 8X80	2			
6	Y26306-080002	ÂÊÞÄ·ÄÄÄ(UBS 8	2			
7	Y124701-11911	¶Þ½¹ÄÄ(»²ÚÝ»)(ÉÝ±½)	2			
I 7-1	Y129004-13200 (A=EXXXXX)	¶Þ½¹ÄÄPK(»²ÚÝ»	1	N		
8	Y129242-13500	»²ÚÝ»	1			
I 8-1	Y129242-13520 (A=EXXXXX)	»²ÚÝ»	1	N		
9	Y121120-13590	·×ÝÏß (ÏÝ¼ÖÄº	1			
11	Y22117-100000	· »Þ¶ÞÉ(²ÏÛ 10	1			
12	Y22217-100000	· ÊÞÉ»Þ¶ÞÉ 10	1			
13	Y26106-100652	· ÂÊÞÏÞÛÄ M10X65	1			
14	Y26706-100002	· ÄÄÄ 10	1			
I 15	Y26106-100202 (A=EXXXXX)	ÂÊÞÏÞÛÄ 10X 20	2	W		
I 16	Y26306-080002 (A=EXXXXX)	ÂÊÞÄ·ÄÄÄ(UBS 8	4	W		

Engine for TB138FR 3TNV88-XTBZ  
 CAMSHAFT & DRIVING GEAR

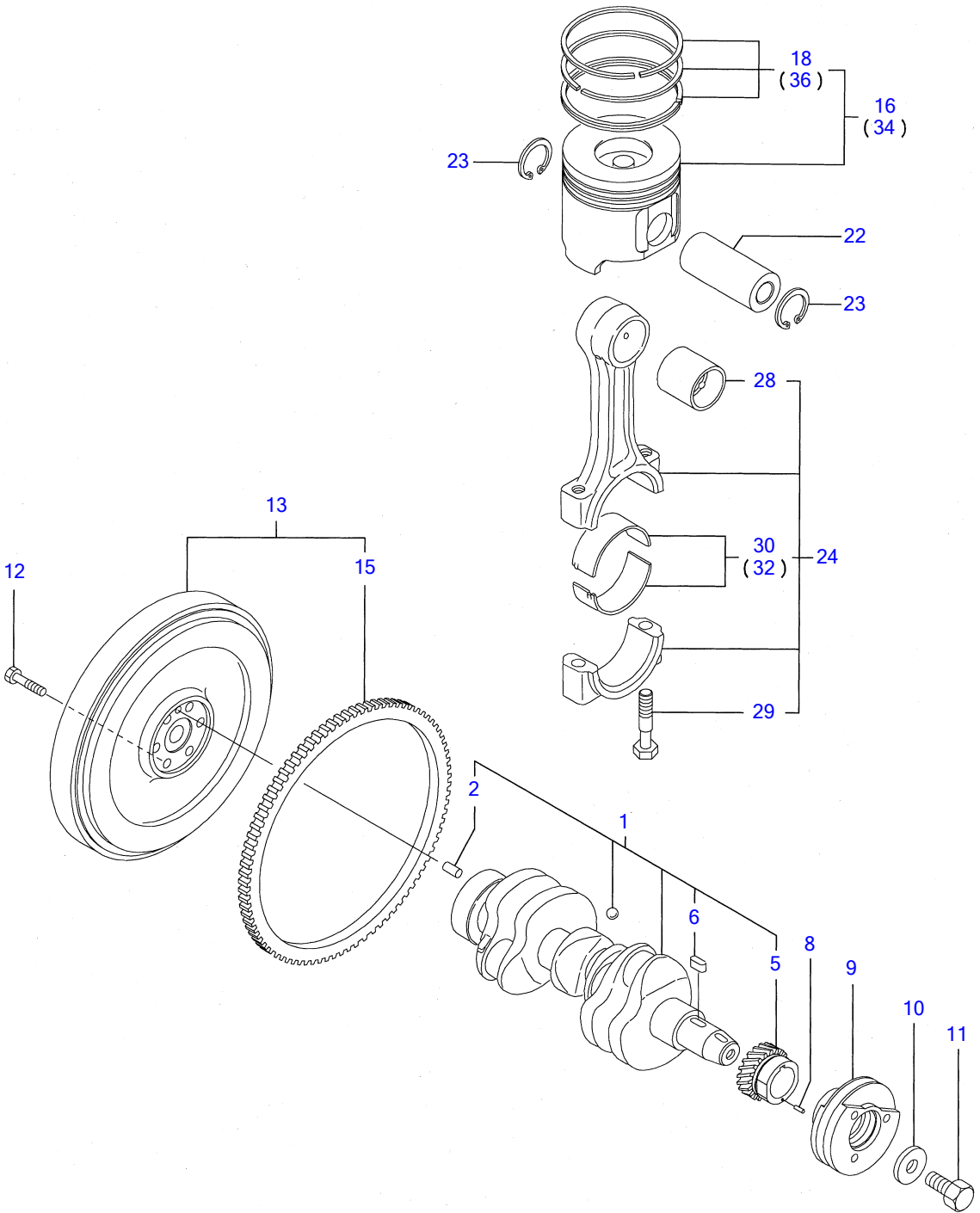


Y00D7761	7. カムシャフト & クドウギヤ			
3TNV88-XTBZ		1, 07. 01		PLUS

CAMSHAFT & DRIVING GEAR

REF NO.	PARTS NO.	Description	Q'ty	I	R	Notes
1	Y129150-14200	TAPPET	6			
2	Y129150-14400	ROD, PUSH	6			
3	Y129129-14580	CAMSHAFT ASSY	1			
4	Y129150-02450	METAL, THRUST(CAM	1			
7	Y129150-14101	GEAR, CAMSHAFT	1			
8	Y22512-070140	KEY 7X 14	1			
9	Y26106-080142	BOLT 8X 14 PLATED	2			
10	Y119802-25051	SHAFT, IDLE GEAR	1			
11	Y119802-25100	GEAR ASSY, IDLE	1			
I 11-1	Y119802-25101 (A=E03990)	GEAR ASSY, IDLE	1		N	
14	Y119802-25070	BUSH, IDLE GEAR	1			(1) Bush, Idle Gear
I 14-1	Y119802-25071 (A=E03990)	BUSH, IDLE GEAR	1		N	(1) Bush, Idle Gear
15	Y26106-080402	BOLT M 8X 40 PLATED	3			
16	Y129150-25301	BOLT, FI-P	4			
17	Y119802-25901	GEAR, PUMP	1			
I 18	Y158552-51151	FLANGE	1			
I 19	Y22217-140000	SPRING WASHER 14	1			
I 20	Y26776-140002	LOCK NUT M14 PLATED	1			

Engine for TB138FR 3TNV88-XTBZ  
**CRANKSHAFT & PISTON**



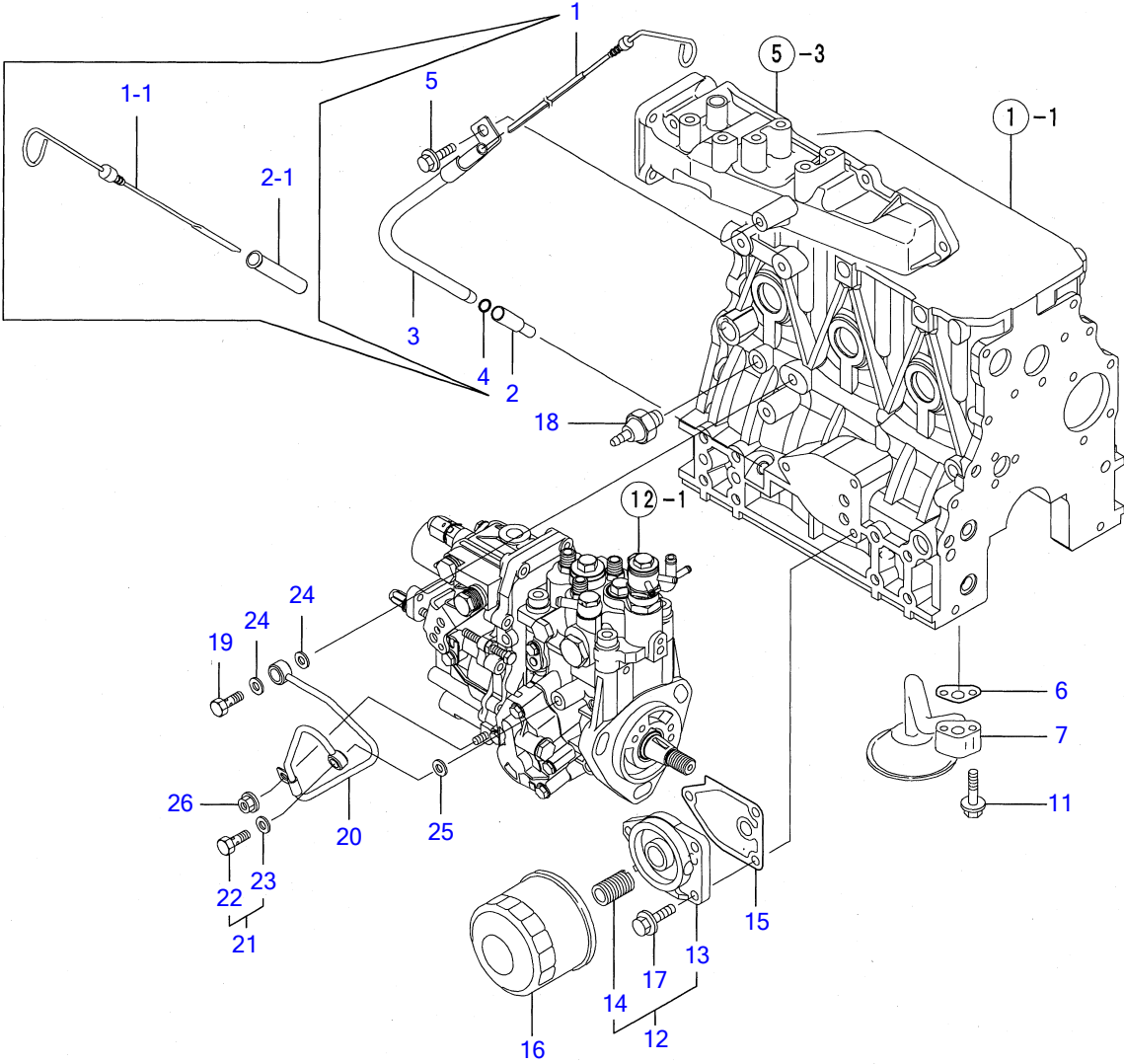
Y00D7761	8. クランクシャフト & ピストン			
3TNV88-XTBZ		1, 07. 01		PLUS



**CRANKSHAFT & PISTON**

REF NO.	PARTS NO.	Description	Q'ty	I	R	"ö"
1	Y129004-21001	CRANKSHAFT ASSY	1			
I 1-1	Y129004-21002	CRANKSHAFT ASSY	1	N		
	(A=E03989)					
2	Y129100-01580	PARALLEL PIN 8X16	1			
5	Y119802-21201	GEAR, CRANKSHAFT	1			
I 5-1	Y119802-21202	GEAR, CRANKSHAFT	1	N		
	(A=E03989)					
6	Y22512-070140	KEY 7X 14	1			
8	Y22351-030010	SPRING PIN 3X10	1			
9	Y129004-21650	V-PULLEY, CRANKSHAFT	1			
I 9-1	Y129005-21650	V-PULLEY, CRANKSHAFT	1	N		
	(A=EXXXXX)					
10	Y129795-21661	WASHER	1			
11	Y121850-21680	BOLT, V-PULLEY	1			
12	Y121111-21501	BOLT, FLYWHEEL	6			
13	Y129002-21590	FLYWHEEL ASSY	1			
15	Y119865-21600	GEAR, RING	1			
16	Y129005-22080	PISTON ASSY	3			
18	Y129005-22500	RING SET, PISTON	3			
22	Y129202-22300	PIN, PISTON(D26,L70)	3			
23	Y22252-000260	CIRCLIP 26	6			
24	Y729402-23100	ROD ASSY, CONNECTING	3			
28	1Y29100-23910	BUSH, PISTON PIN	3			(1) ð³ðËÝÄ½
29	Y121550-23200	BOLT, CONNECTING ROD	6			
30	Y129150-23600	METAL, CRANKPIN	3			
I 30-1	Y129150-23601	METAL, CRANKPIN	3	N		
	(A=E03990)					
32	Y129150-23610	METAL.PIN US=0.25	3			(2) ±ÝÄ½»²½ð(U.S=0.25)ðËÝÄ½
I 32-1	Y129150-23611	METAL.PIN US=0.25	3	N		(2) ±ÝÄ½»²½ð(U.S=0.25)ðËÝÄ½
	(A=E03990)					
34	Y129005-22900	PISTON W/RING OS=.25	3			(3) µ°Ëð»²½ð(O.S=0.25)ðËÝÄ½
36	Y129005-22950	RING SET O.S=0.25	3			(3) µ°Ëð»²½ð(O.S=0.25)ðËÝÄ½

Engine for TB138FR 3TNV88-XTBZ  
**LUB.OIL SYSTEM**

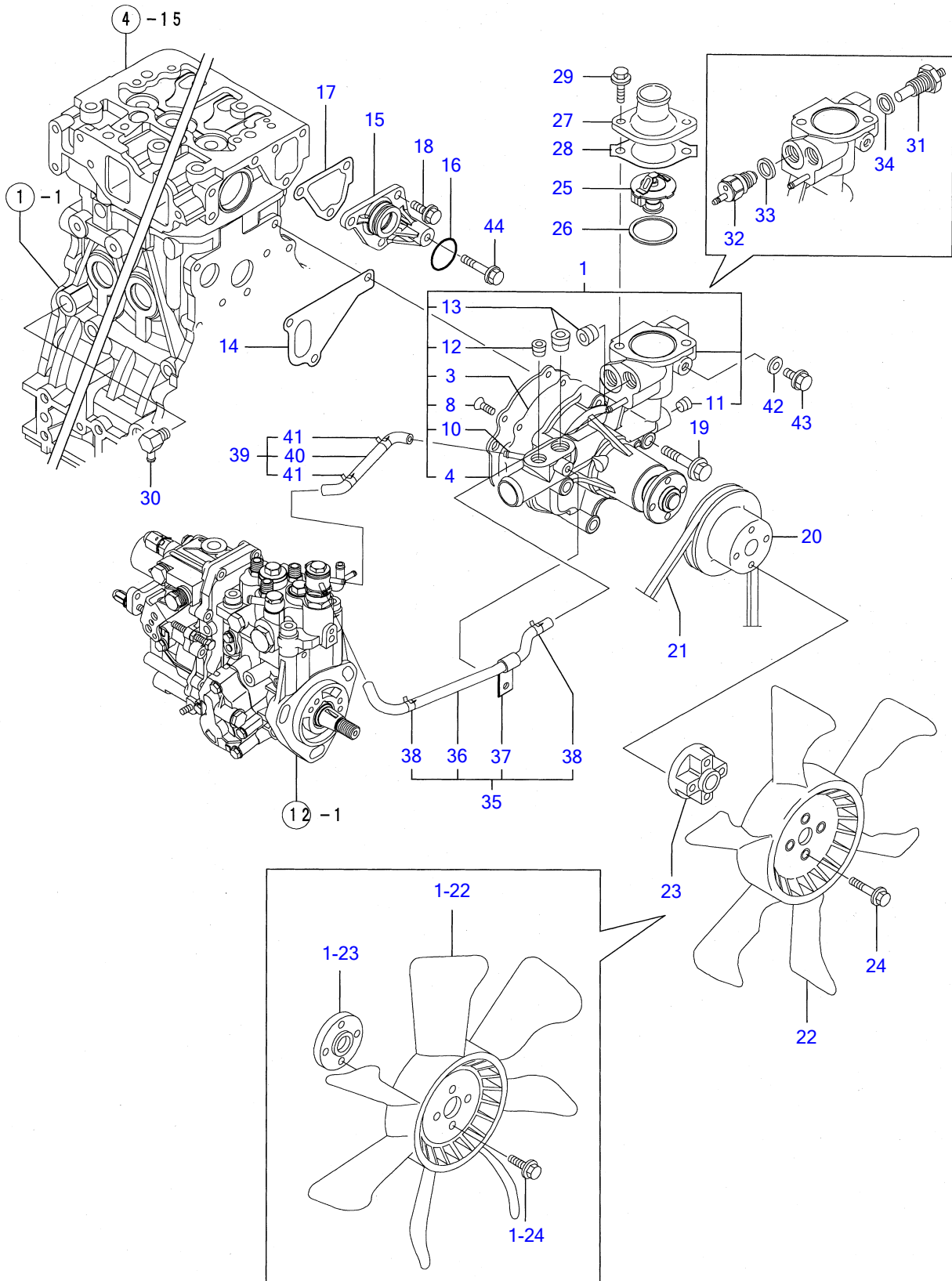


Y00D7761	9. LOシステム			
3TNV88-XTBZ		1, 07. 01		PLUS

LO 1/2" LUB.OIL SYSTEM

REF NO.	PARTS NO.	Description	Q'ty	I	R
1	Y129602-34800	DIPSTICK, LUB.OIL	1		
I 1-1	Y129005-34802 (A=EXXXXX)	DIPSTICK, LUB.OIL	1	N	
2	Y119260-34810	GUIDE, DIPSTICK	1		
I 2-1	Y121520-34810 (A=EXXXXX)	GUIDE, DIPSTICK	1	N	
I 3	Y119802-34850 (A=EXXXXX)	GUIDE, DIPSTICK	1	Z	
I 4	Y24311-240100 (A=EXXXXX)	O-RING 1A P-10A	1	Z	
I 5	Y26106-080162 (A=EXXXXX)	BOLT M 8X 16 PLATED	1	Z	
6	Y129150-35041	GASKET, (NON-ASB.)	1		
I 6-1	129150-35042 (A=E03990)	GASKET, (NON-ASB.)	1	N	
7	Y129150-35091	PIPE ASSY, OIL INLET	1		
11	Y26106-080352	BOLT M 8X 35 PLATED	2		
12	Y119802-35100	BRACKET ASSY, FILTER	1		
13	Y119802-35110	BRACKET, FILTER	1		
14	Y129100-35140	STUD	1		
15	Y129150-35111	GASKET, (NON-ASB.)	1		
16	Y129150-35151	FILTER 80X80L	1		
I 16-1	Y129150-35160 (A=E03990)	FILTER 80X80L	1	R	
17	Y26106-080202	BOLT M 8X 20 PLATED	3		
18	Y114250-39450	SWITCH,(0.5KG)L.O.	1		
19	Y124160-39140	BOLT 10, PIPE JOINT	1		
20	Y119802-39450	PIPE ASSY, LUB. OIL	1		
21	Y129005-59830	BOLT ASSY, JOINT	1		
22	Y23857-030000	JOINT BOLT 3	1		
23	Y22190-080002	SEAL WASHER 8S	1		
24	Y22190-100002	SEAL WASHER 10S	2		
25	Y22190-080002	SEAL WASHER 8S	1		
26	Y26366-060002	NUT M 6	1		

# Engine for TB138FR 3TNV88-XTBZ COOLING WATER SYSTEM

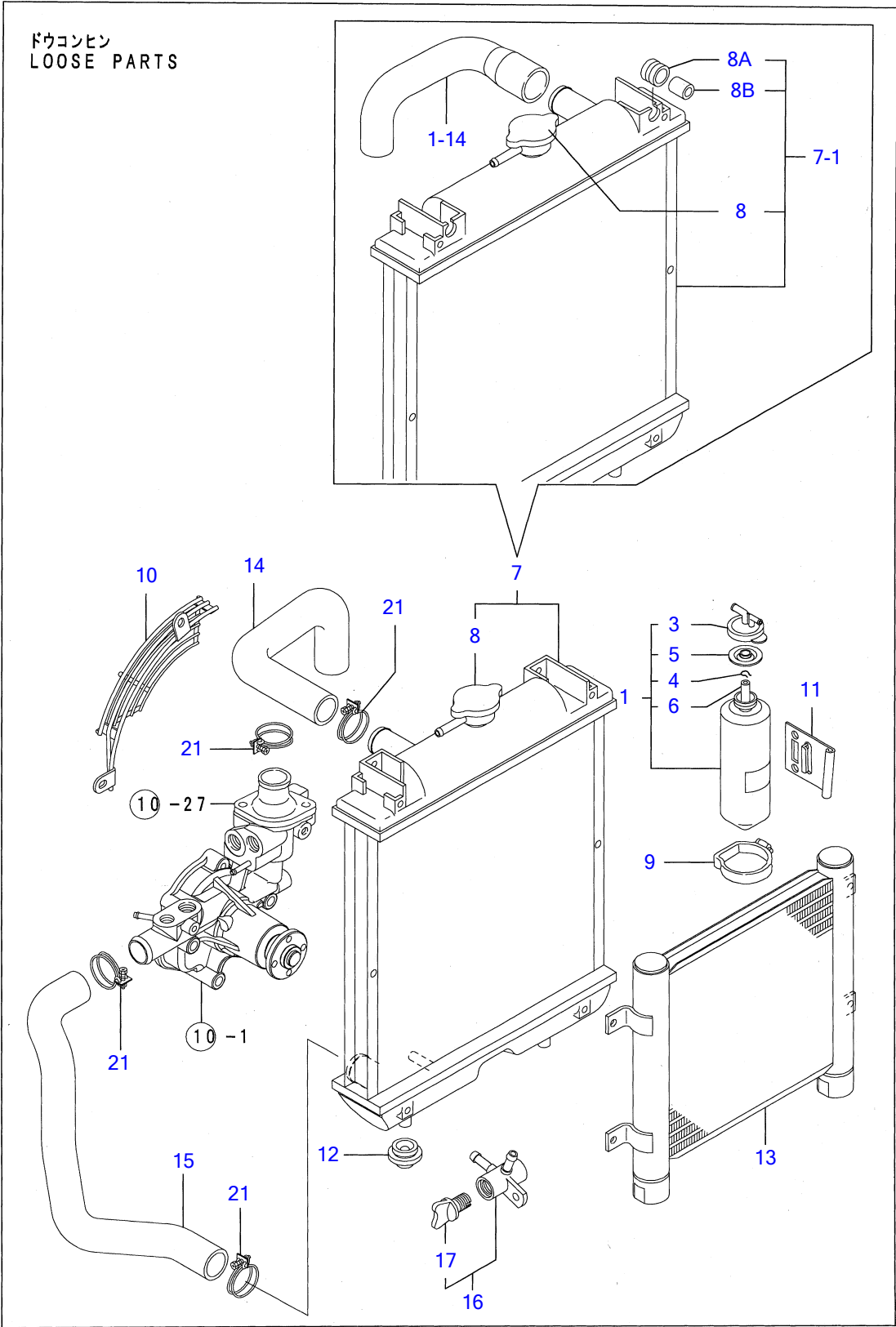


Y00D7761	10. CWシステム			
3TNV88-XTBZ		1, 07. 01		PLUS

CW¼½ÄÑ COOLING WATER SYSTEM

REF NO.	PARTS NO.	Description	Q'ty	I	R
1	Y129004-42000	CW½Y½ CMP	PUMP ASSY, WATER	1	
I 1-1	Y129004-42001 (A=E02010)	CW½Y½ CMP	PUMP ASSY, WATER	1	R
3	Y129100-42051	• PK(CW-P)(ÉY±½)	• GASKET, (NON-ASB.)	1	
4	Y129100-42121	• İÜ-Ä	• PLATE	1	
8	Y121850-42410	• ½, ØÖ³	• SCREW	3	
10	Y119802-49112	• CW-TÄ-ÞÄ	• PIPE, COOLING WATER	2	
I 10-1	Y119802-49113 (A=E02010)	• CW-T Ä-ÞÄ	• JOINT	2	N
11	Y23876-010000	• È¼Þİİx, ÞPT1/8	• PLUG PT1/8, SCREW	1	
12	Y23876-020000	• È¼Þİİx, ÞPT1/4	• PLUG PT1/4, SCREW	1	
13	Y23876-030000	• È¼Þİİx, ÞPT 3/8	• PLUG PT3/8, SCREW	2	
I 13-1	Y129916-49740 (A=E03413)	• È¼Þİİx, Þ R03	• PLUG, DRAIN R03	2	N
14	Y129486-42021	PK(CW-P	GASKET	1	
15	Y129004-42040	¼ÞÖ²YÄ(CW-P	JOINT	1	
16	Y129486-42140	OØY, Þ G 30	O-RING, CW-P	1	
17	Y124395-49840	PK(»-Ö½ÄÄÄ'-½	GASKET, THERMO. CASE	1	
18	Y26106-080162	ÄÊÞİÞÜÄ 8X 16	BOLT M 8X 16 PLATED	3	
19	Y26106-080602	ÄÊÞİÞÜÄ 8X 60	BOLT M 8X 60 PLATED	3	
20	Y129155-42350	Vİİ-Ø (90	V-PULLEY, C.W. PUMP	1	
21	Y129612-42330	VİÞÜÄ(ø, ÞA, 37.5²YÄ	V-BELT	1	
22	Y171340-44740	İ±Y (D335*NF	FAN, COOLING	1	
I 22-1	Y119717-44740 (A=EXXXXX)	İ±Y(D335 X7	FAN, COOLING D335X7	1	N
23	Y121267-44760	½İİ-» (İÞxÄ, :12)	SPACER	1	
I 23-1	Y124574-44761 (A=EXXXXX)	¶Y»Þ(İ±Y	SPACER	1	N
24	Y26106-060302	ÄÊÞİÞÜÄ 6X 30	BOLT M 6X 30 PLATED	4	
I 24-1	Y26106-060202 (A=EXXXXX)	ÄÊÞİÞÜÄ 6X 20	BOLT M 6X 20 PLATED	4	N
25	Y129457-49801	»-Ö½ÄÄÄ(8İİC	THERMOSTAT(82	1	
26	Y129150-49811	PK(»-Ö½ÄÄÄ ¼Ä)(ÉY±½)	GASKET, (NON-ASB.)	1	
27	Y129350-49530	»-Ö½ÄÄÄ¶ÊÞ-(İÞxÄ, :12	COVER, THERMOSTAT	1	
28	Y129795-49551	PK(»-Ö½ÄÄÄ¶ÊÞ-)(ÉY±½)	GASKET, (NON-ASB.)	1	
29	Y26106-080222	ÄÊÞİÞÜÄ 8X 22	BOLT M 8X 22 PLATED	2	
30	Y121750-49110	Ä-ÞÄ(Ø½ÞÇ-Èİİİİ)	JOINT	1	
31	Y119266-49350	»-Ö¾Y»-	SENSOR, THERMO.	1	
32	Y121250-44901	»-Ö½²ÄÄ(110İC 1¾Y¼-	SWITCH, THERMO(110İC	1	
33	Y124465-44950	ÈİÄ-Y16	GASKET 16	1	
34	Y129150-49360	PK 10	GASKET 10	1	
35	Y129004-49610	CW-T A CMP(MP2	PIPE ASSY, A MP2	1	
36	Y129004-49711	• CW-T A(MP2	• PIPE ASSY, A MP2	1	
37	Y119802-49730	• İÜÄÞÖ(CW-T	• CLAMP, CW-T	1	
38	Y124722-59050	• İ-½, ØÄİİ(İÜ 9	• CLAMP 9	2	
39	Y129004-49620	CW-T B CMP(MP2	PIPE ASSY, B MP2	1	
40	Y129004-49721	• CW-T B(MP2	• PIPE, WATER B MP2	1	
41	Y124722-59050	• İ-½, ØÄİİ(İÜ 9	• CLAMP 9	2	
42	Y23414-080000	ÈİÄ-Y(İÜ 8	GASKET 8, ROUND	1	
43	Y26106-080122	ÄÊÞİÞÜÄ 8X 12	BOLT M 8X 12 PLATED	1	
44	Y26106-080452	ÄÊÞİÞÜÄ 8X 45	BOLT M 8X 45 PLATED	1	

Engine for TB138FR 3TNV88-XTBZ  
**RADIATOR**

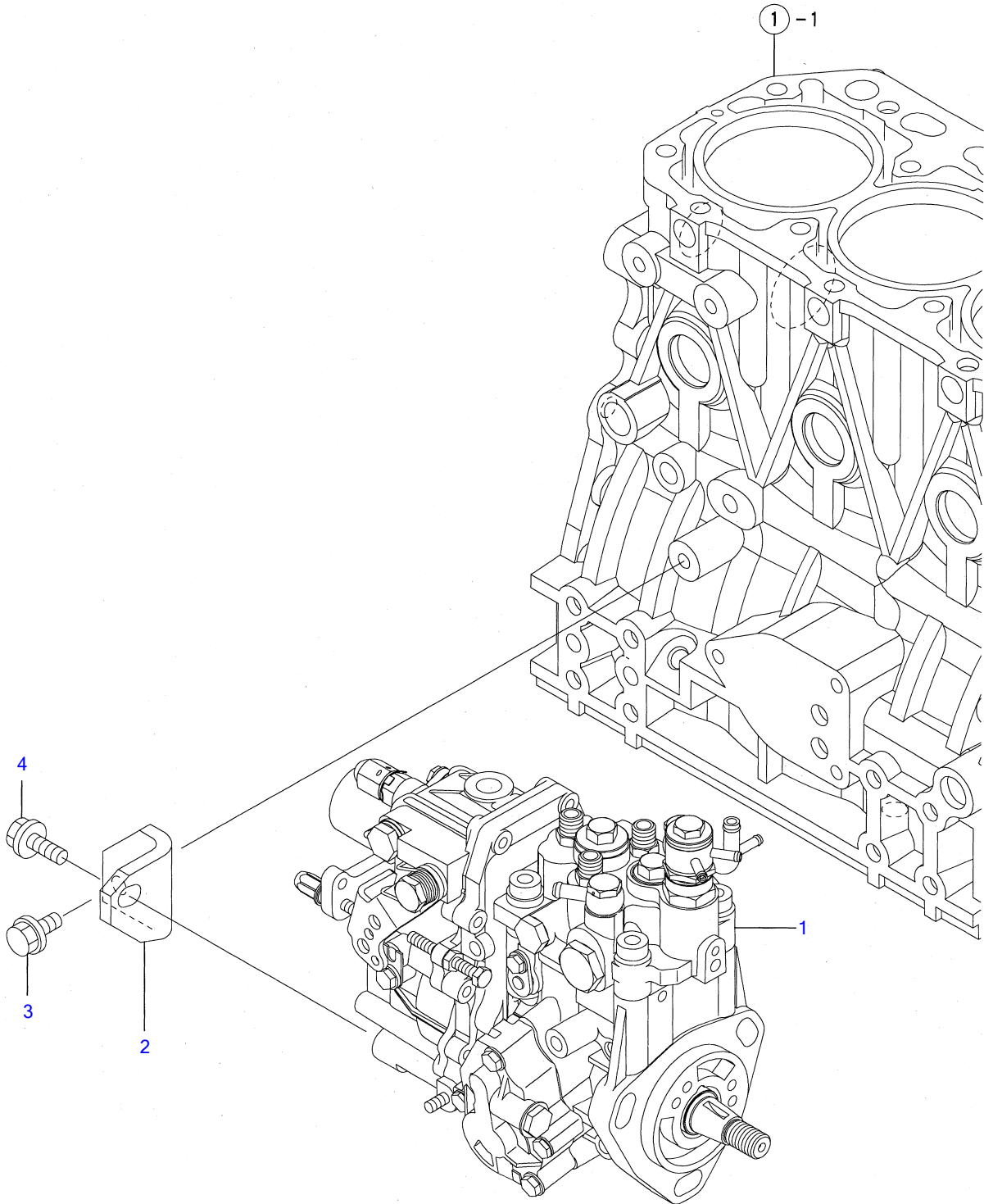


Y00D7761	11. ラジエータ			
3TNV88-XTBZ		1, 07. 01		PLUS

×¼P'°À RADIATOR

REF NO.	PARTS NO.	Description	Q'ty	I	R	”ó
1	Y171064-44510	»ìbÀÝ, CMP	1			
3	Y121450-44531	• ÔÂìß	1			
4	Y124450-44560	• μ»'(μ-Êb-ìÛ-Êß²ìß	1			
5	Y121470-44581	• ÊßÄ-Ý	1			
6	Y23065-070225	• ÊbÆÊß²ìß²pÑ 7X 9X225	1			
7	Y119802-44540	×¼b'°À CMP	1			
I 7-1	Y129642-44520 (A=E03990)	×¼b'°À CMP	1	N		
8	Y129107-44590	• ÔÂìß(0.9KG/CM2) D46	1			
I 8A	Y129467-44580 (A=E03990)	• Ì³ÝÄ×Êb-	2	W		
I 8B	Y129467-44590 (A=E03990)	• ¶x-	2	W		
9	Y124450-44550	ÊbÝÄb(»ìbÀÝ,	1			
I 10	Y129132-44590 (A=EXXXXX)	Û²ÔÊÄÄ	1	Z		
11	Y121256-44600	ìb×¹ÄÄ (ìb×Ä, :12)	1			
12	Y119255-44660	Ìb³¼Ý²pÑ(×¼b'°À	2			
I 13	Y129953-44910 (A=EXXXXX)	LO, -x CMP	1	Z		
14	Y129004-49010	CW-T (A	1			
I 14-1	Y129242-49010 (A=E03990)	CW-T (A	1	N		
I 15	Y129242-49020 (A=EXXXXX)	CW-T (B	1	Z		
16	Y129150-49100	»Ýíß³²Ä, CMP	1			
17	Y129150-49080	• ÄbÛÝ²Ä,	1			
I 21	Y23010-038000 (A=EXXXXX)	Î-½ÊbÝÄb 38	4	Z		

Engine for TB138FR 3TNV88-XTBZ  
**FUEL INJECTION PUMP**



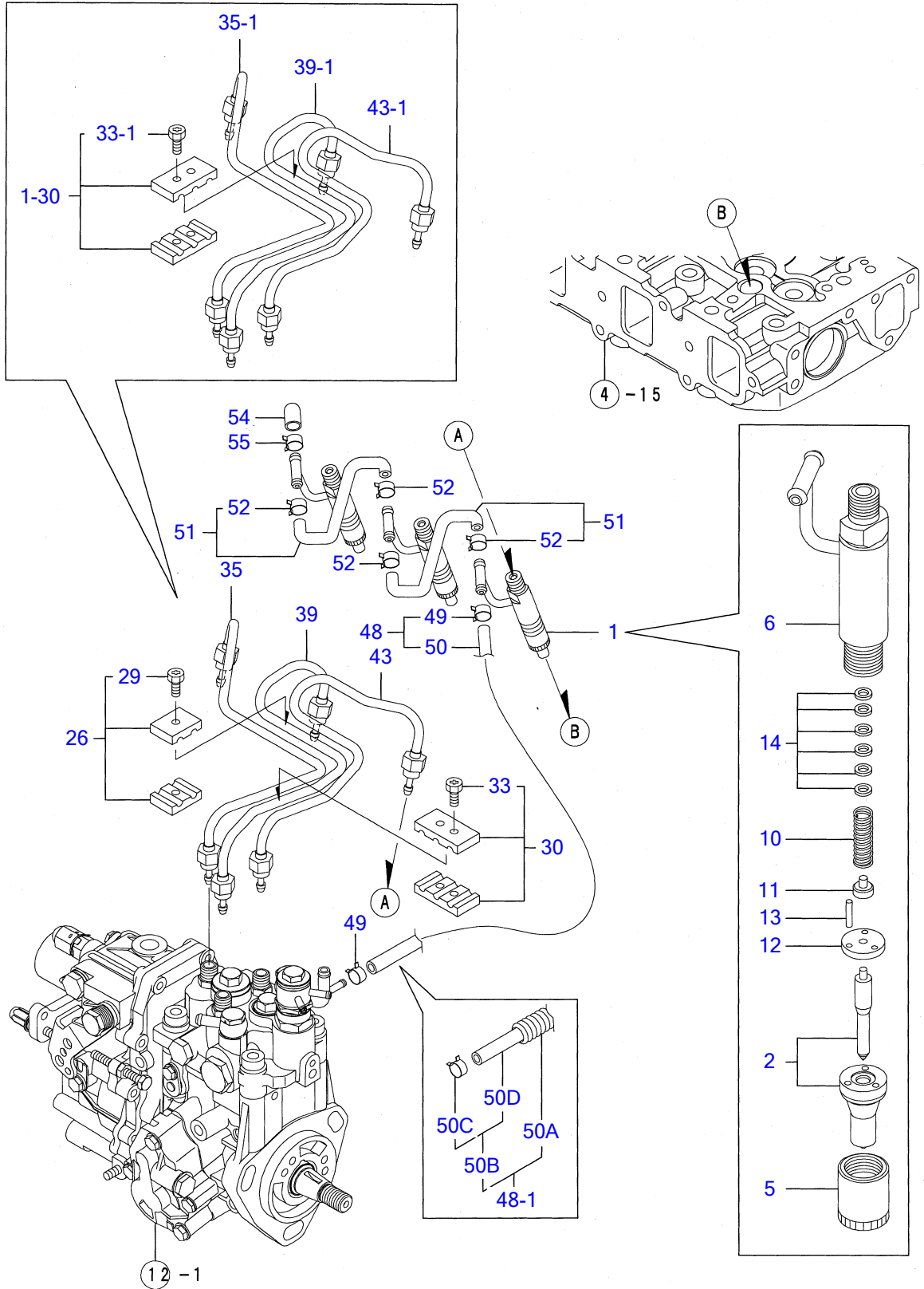
Y00D7761	12. FOフンシャポンフ		
3TNV88-XTBZ	1, 07. 01		PLUS



FOIY¼OÍBÝÍB FUEL INJECTION PUMP

REF NO.	PARTS NO.	Description	Q'ty	R	"ó
I 1	Y729242-51340	FOIY¼OÍBÝÍB ASSY PUMP ASSY, F.INJECT	1	(1)	2YÁ-ÊB-Â Ê Fig.18 & 19 μ »Ý¼Ö³ È¶²½.
I 2	Y119802-51250	ÌÚÄBÒ(FOP BRACKET, PUMP	1		
I 3	Y26106-080162	ÂÊBÍPÜÄ 8X 16 BOLT M 8X 16 PLATED	1		
I 4	Y26106-080202	ÂÊBÍPÜÄ 8X 20 BOLT M 8X 20 PLATED	1		

# Engine for TB138FR 3TNV88-XTBZ FUEL INJECTION VALVE

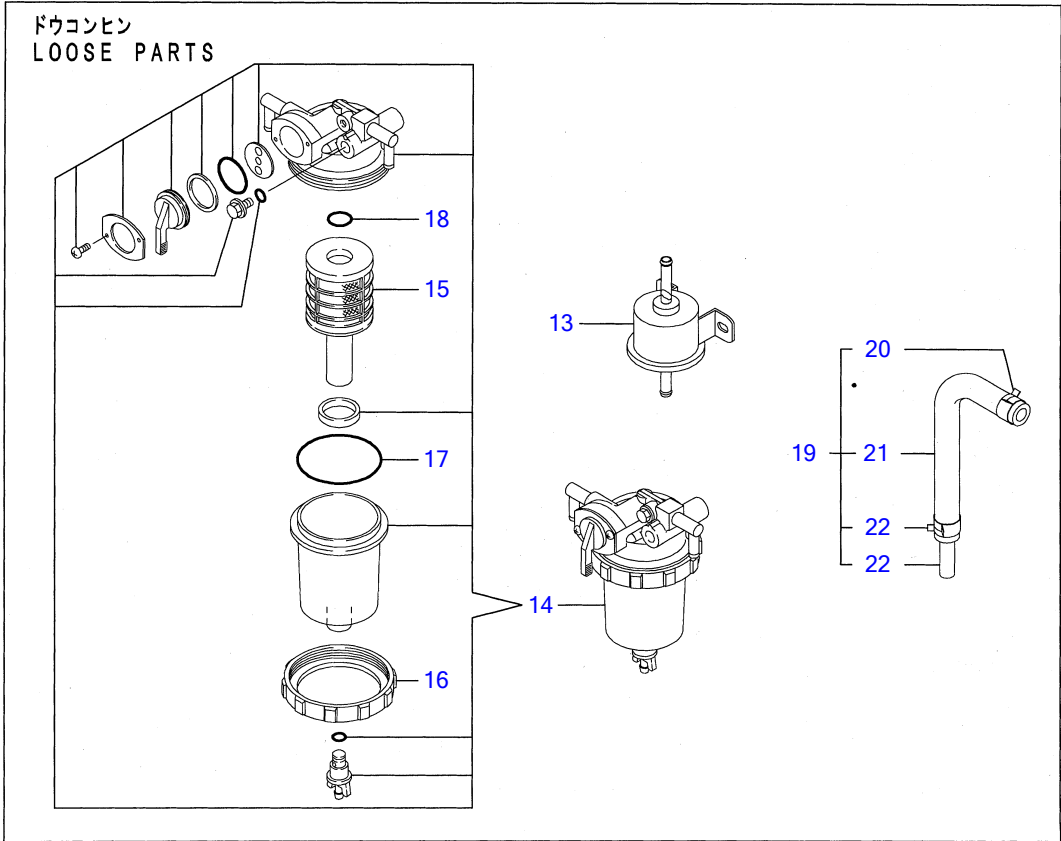
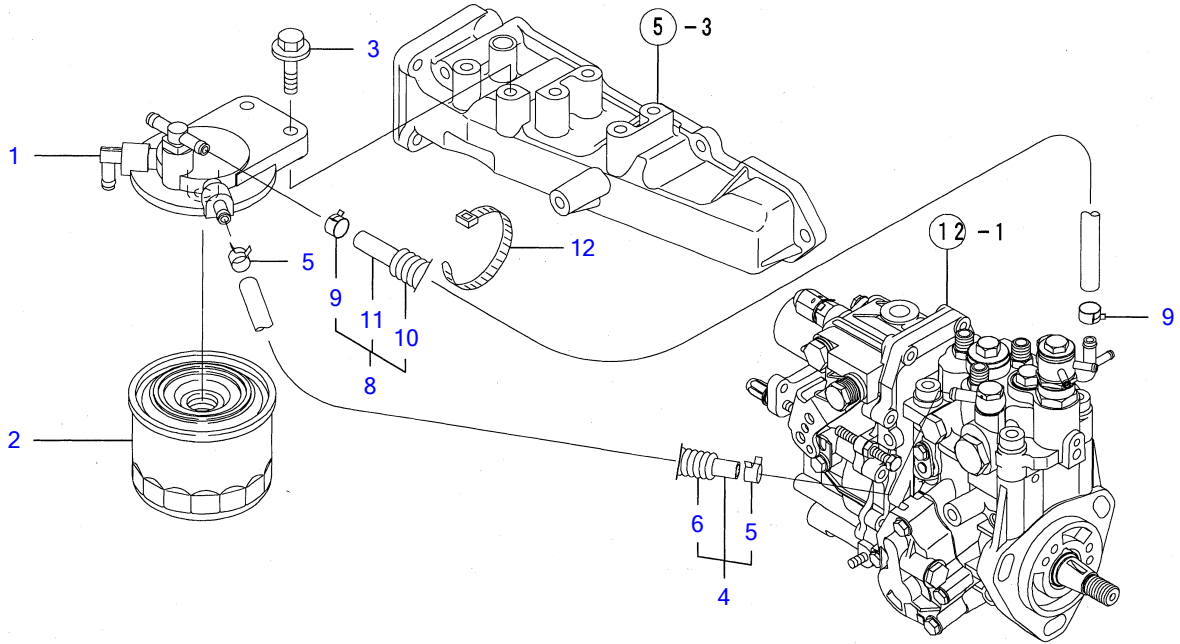


Y00D7761	13. FOファンシャベ			
3TNV88-XTBZ		1, 07. 01		PLUS

FOIY¼-ÍPÝ FUEL INJECTION VALVE

REF NO.	PARTS NO.	Description	Q'ty	I	R	õ
1	Y729245-53100	FOÍPÝ ASSY(WBC	FUEL INJECTOR(WBC	3		
2	Y129004-53001	• É½PÙ CMP	• NOZZLE CMP	3		
5	Y114250-53080	• ½-ÁÁÁ(D16.95)	• NUT, NOZZLE CASE	3		
6	Y119802-53100	• É½PÙÍÙÁP CMP	• HOLDER ASSY, NOZZLE	3		
10	Y114250-53120	• ½ÍØÝ, P(É½PÙ	• SPRING, NOZZLE	3		
11	Y114250-53130	• ¼-Á(É½PÙ½ÍØÝ, P	• SEAT, NOZZLE SPRING	3		
12	Y114250-53140	• ½ÁÍÍÍ-Á	• PLATE, STOP	3		
13	Y114250-53210	• ÉÝ(É½PÙ²Á·PÒ	• PIN	6		
14	Y114250-53400	• ¼Ñ CMP	• SHIM PACK	3		
I 26	Y119305-59120 (A=E03990)	ÍÙÁPÒ(ÍY¼ÓPÝCMP	RETAINER	1	Z	
I 29	Y129150-59131 (A=E03990)	• HB4X14	• BOLT M4X14,HEX.SCKT.	1	Z	
30	Y129150-59120	ÍÙÁPÒ(ÍY¼ÓPÝ CMP	RETAINER, INJ. PIPE	1		
I 30-1	Y129150-59120 (A=E03990)	ÍÙÁPÒ(ÍY¼ÓPÝ CMP	RETAINER, INJ. PIPE	2	K	
33	Y129150-59131	• HB4X14	• BOLT M4X14,HEX.SCKT.	2		
I 33-1	Y129150-59131 (A=E03990)	• HB4X14	• BOLT M4X14,HEX.SCKT.	4	K	
35	Y129004-59810	FO-T(ÍY¼Ó CMP	PIPE ASSY, INJECTION	1		
I 35-1	Y129263-59811 (A=E03990)	FO-T(ÍY¼Ó CMP	PIPE ASSY, INJECTION	1	S	
39	Y129004-59820	FO-T(ÍY¼Ó CMP	PIPE ASSY, INJECTION	1		
I 39-1	Y129263-59821 (A=E03990)	FO-T(ÍY¼Ó CMP	PIPE ASSY, INJECTION	1	S	
43	Y129004-59830	FO-T(ÍY¼Ó CMP	PIPE ASSY, INJECTION	1		
I 43-1	Y129263-59831 (A=E03990)	FO-T(ÍY¼Ó CMP	PIPE ASSY, INJECTION	1	S	
48	Y119802-59550	FO-T(ÓÁP¼ CMP	PIPE ASSY, RETURN	1		
I 48-1	Y129263-59550 (A=EXXXXX)	FO-T(ÓÁP¼ CMP	PIPE ASSY, RETURN	1	N	
I 49	Y124722-59050 (A=EXXXXX)	• Í-½,ØÁÍÍ(ÍÙ 9	• CLAMP 9	2	Z	
I 50	Y119802-59560 (A=EXXXXX)	• FO-T(ÓÁP¼	• PIPE, FUEL RETURN	1	Z	
I 50A	Y129486-59320 (A=EXXXXX)	• ÒÙ'P-ÁÁÖ-ÍP(10.7	• CORRUGATED TUBE	1	W	
I 50B	Y119802-59550 (A=EXXXXX)	• FO-T(ÓÁP¼ CMP	• PIPE ASSY, RETURN	1	W	
I 50C	Y124722-59050 (A=EXXXXX)	• • Í-½,ØÁÍÍ(ÍÙ 9	• • CLAMP 9	2	W	
I 50D	Y119802-59560 (A=EXXXXX)	• • FO-T(ÓÁP¼	• • PIPE, FUEL RETURN	1	W	
51	Y129486-59551	FO-T(ÓÁP¼ CMP	PIPE, FUEL RETURN	2		
52	Y124722-59050	• Í-½,ØÁÍÍ(ÍÙ 9	• CLAMP 9	4		
54	Y119593-59580	• ÓÁÍÍ(FO-TÓÁP¼	CAP	1		
I 54-1	Y119593-59581 (A=E03990)	• ÓÁÍÍ(FO-TÓÁP¼	CAP	1	N	
55	Y124060-77680	Í-½,ØÁÍÍ(ÍÙ 10	CLAMP 10	1		

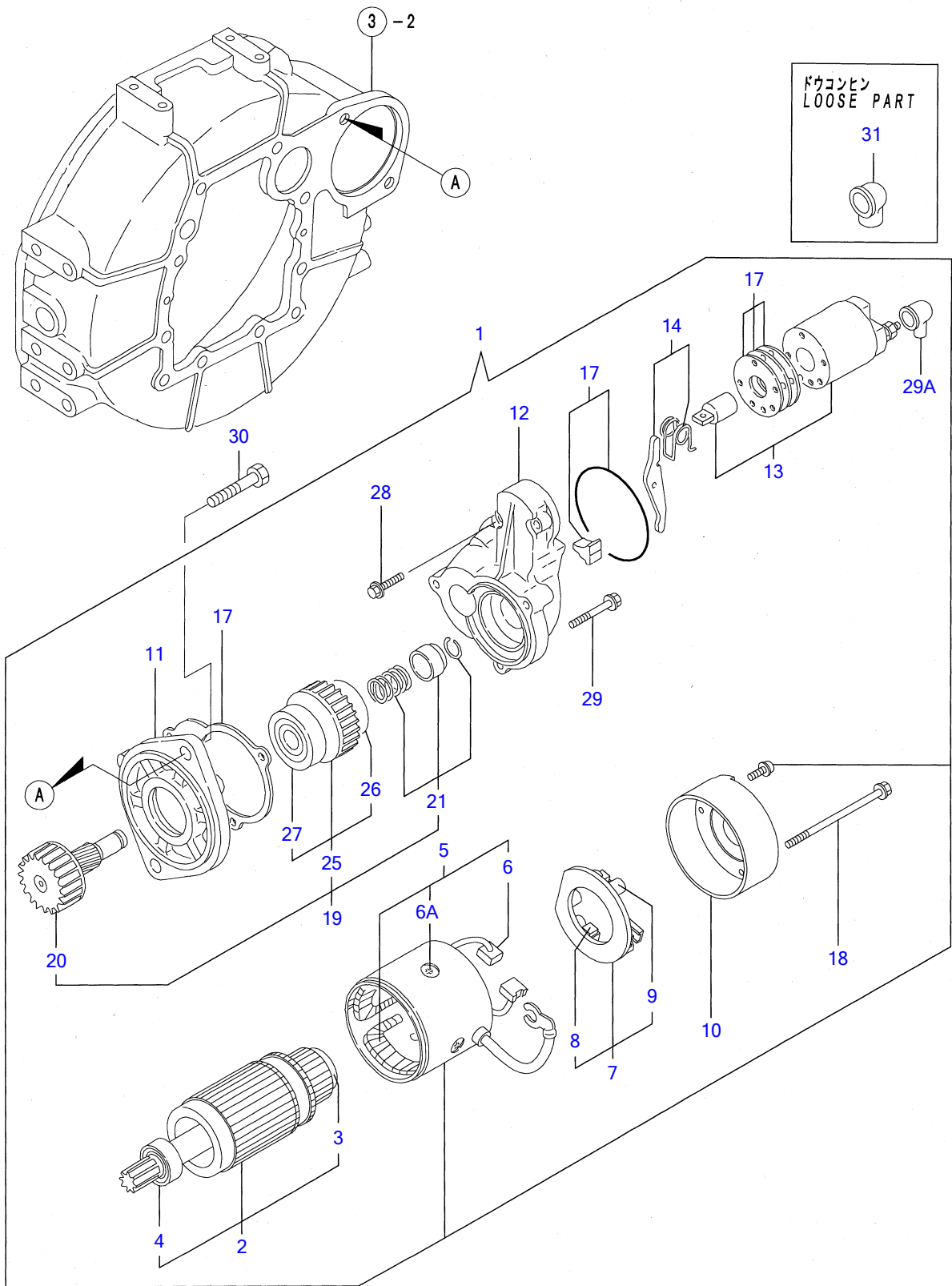
Engine for TB138FR 3TNV88-XTBZ  
**FUEL LINE**



Y00D7761	14. FOパイプ			
3TNV88-XTBZ		1, 07. 01		PLUS

REF NO.	PARTS NO.	Description	Q'ty	I	R	Other
1	Y129004-55610	BRACKET, FILTER	1			
I 1-1	Y129004-55611 (A=E03989)	BRACKET, FILTER	1	R		
I 1-2	Y129004-55612 (A=E03990)	BRACKET, FUEL FILTER	1	R		
2	Y119802-55800	FILTER, FUEL	1			
I 2-1	Y119802-55801 (A=E03990)	FILTER, FUEL	1	R		
3	Y26106-080302	BOLT M 8X 30 PLATED	2			
4	Y129044-59010	PIPE, FUEL	1			
5	Y124766-59050	• CLAMP 12	2			
6	Y129044-59100	• PROTECTOR, PIPE 15	1			
8	Y129950-59311	PIPE, FUEL	1			
9	Y124766-59050	• CLAMP 12	2			
10	Y129961-59110	• TUBE	1			
11	Y105025-59580	• PIPE, FUEL OIL	1			
12	Y121750-59890	CLAMP 140	1			
13	Y119225-52102	PUMP ASSY, FUEL FEED	1			
I 13-1	Y129612-52100 (A=E03413)	FUEL PUMP	1		N	
14	Y129906-55700	SEPARATOR ASSY	1			
15	Y119802-55710	• ELEMENT	1			
16	Y129100-55690	• RING, RETAINING	1			
17	Y24321-000650	• O-RING 1A G-65.0	1			
18	Y24311-000160	• O-RING 1A P-16.0	1			
I 19	Y119840-59601 (A=EXXXXX)	BEND ASSY	1		Z	
I 20	Y124766-59050 (A=EXXXXX)	• CLAMP 12	2	Z		
I 21	Y119840-59611 (A=EXXXXX)	• BEND, RETURN	1	Z		
I 22	Y119840-59621 (A=EXXXXX)	• JOINT	1	Z		

Engine for TB138FR 3TNV88-XTBZ  
STARTING MOTOR

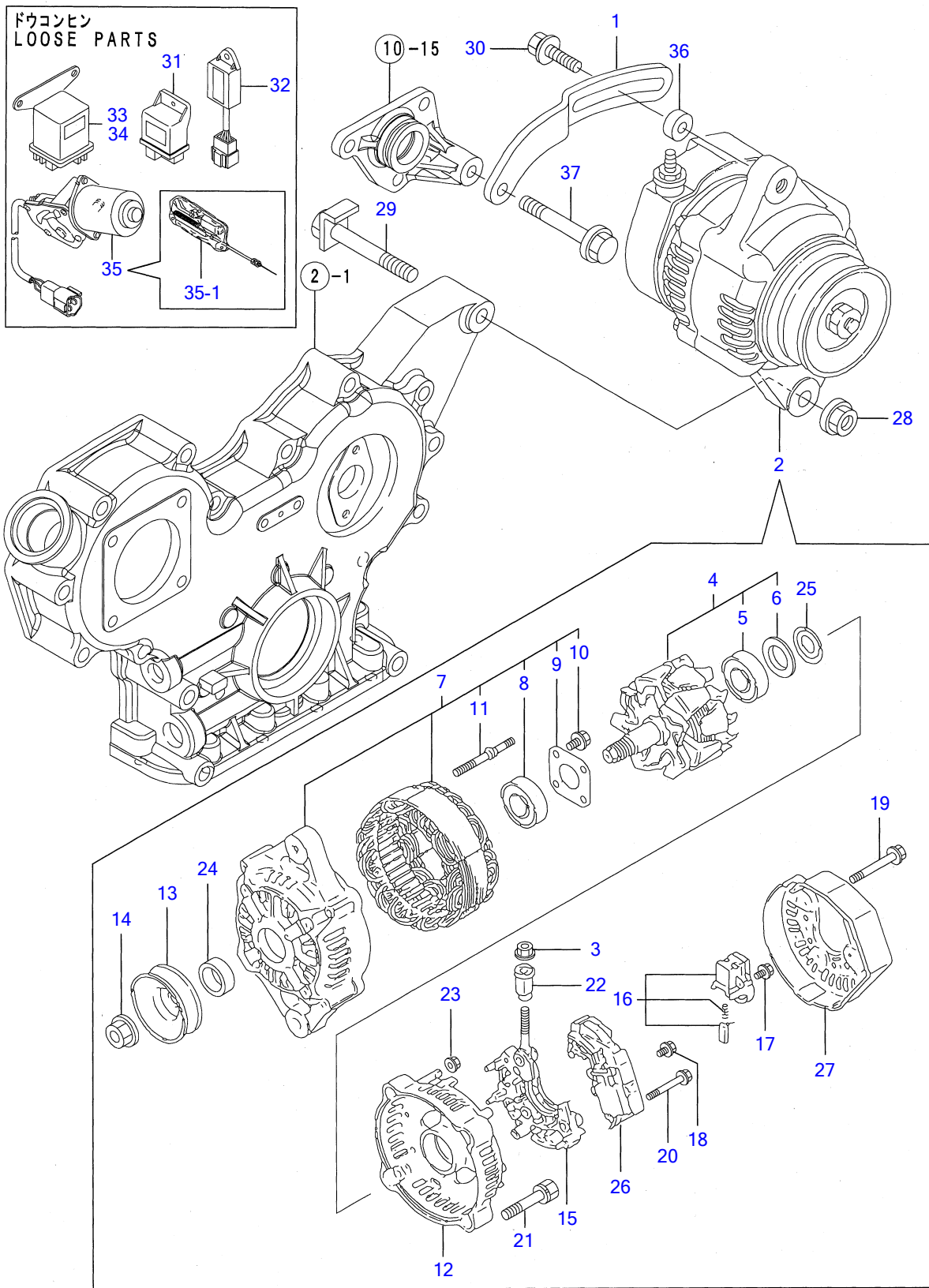


Y00D7761	15. スターティングモータ			
3TNV88-XTBZ		1, 07. 01		PLUS

½Ä-Ä²Ý,ÞÓ-Ä STARTING MOTOR

REF NO.	PARTS NO.	Description	Q'ty	I	R	Øll
1	Y129400-77012	STARTING MOTOR	1			
I 1-1	Y129136-77011 (A=E03990)	STARTER	1	N		
2	Y129486-77400	• ARMATUER	1			
I 2-1	Y129900-77400 (A=E03990)	• ARMATURE ASSY	1	S		
3	Y171008-77410	• • BEARING(1)	1			
I 3-1	YX2130350900 (A=E03990)	• • BALL BEARING	1	S		
4	Y171008-77420	• • BEARING(2)	1			
I 4-1	YX2114255110 (A=E03990)	• • BALL BEARING	1	S		
5	Y129400-77441	• FIELD COIL ASSY	1			
I 5-1	Y129900-77440 (A=E03990)	• COIL ASSY, FIELD	1	S		
6	Y129486-77460	• • BRUSH	2			
I 6-1	Y129900-77450 (A=E03990)	• • BRUSH (+)	2	S		
I 6A	Y171008-77450 (A=E03990)	• • SCREW, POLE CORE SET	4	W		
7	Y129486-77470	• HOLDER ASSY, BRUSH	1			
I 7-1	Y129900-77480 (A=E03990)	• HOLDER ASSY, BRASH	1	S		
8	Y129486-77460	• • BRUSH	2			
I 8-1	Y129900-77450 (A=E03990)	• • BRUSH (+)	2	S		
9	Y129486-77490	• • SPRING, START BRUSH	4			
I 9-1	Y129400-77490 (A=E03990)	• • SPRING, BRUSH	4	S		
10	Y129900-77460	• COVER, REAR	1			
11	Y171008-77510	• HOUSING ASSY, GEAR	1			
12	Y129400-77520	• HOUSING, CENTER	1			
I 12-1	Y129136-77520 (A=E03990)	• CENTER HOUSING	1			
13	Y129400-77531	• SWITCH ASSY, MAGNETIC	1			
14	Y171008-77540	• LEVER SET, SHIFT	1			
17	Y129400-77571	• DUST COVER, (NON-ASB.	1			
18	Y129900-77640	• BOLT, THROUGH	2			
19	Y171008-77650	• PINION ASSY	1			
20	Y171008-77660	• • SHAFT, PINION	1			
21	Y171008-77670	• • STOPPER SET, PINION	1			
25	YX2114555500	• • CLUTCH ASSY	1			
26	YX2114955020	• • • BALL BEARING	1			
27	YX2240410100	• • • BALL BEARING	1			
28	Y26106-060322	• BOLT M 6X 32 PLATED	2			
29	Y26106-060402	• BOLT M 6X 40 PLATED	3			
I 29A	Y171008-77750 (A=E03990)	• COVER, M TERMINAL	1	W		
30	Y26116-120252	BOLT M12X 25 PLATED	2			
31	Y124550-77030	COVER, TERMINAL	1			

# Engine for TB138FR 3TNV88-XTBZ GENERATOR



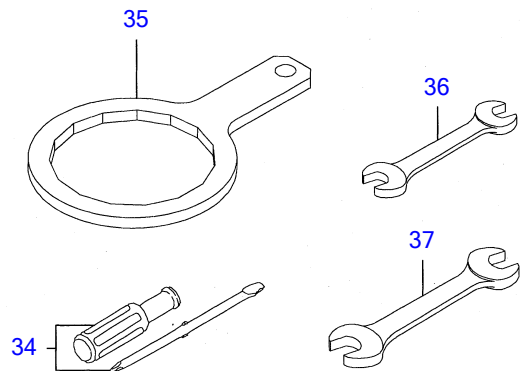
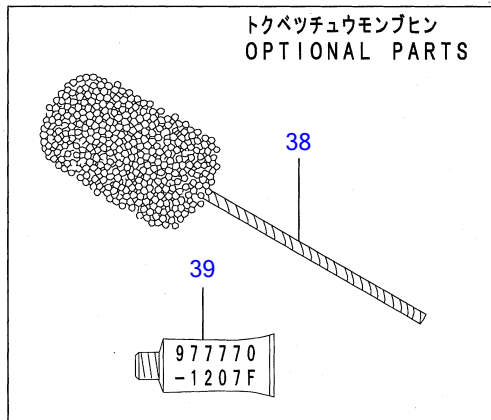
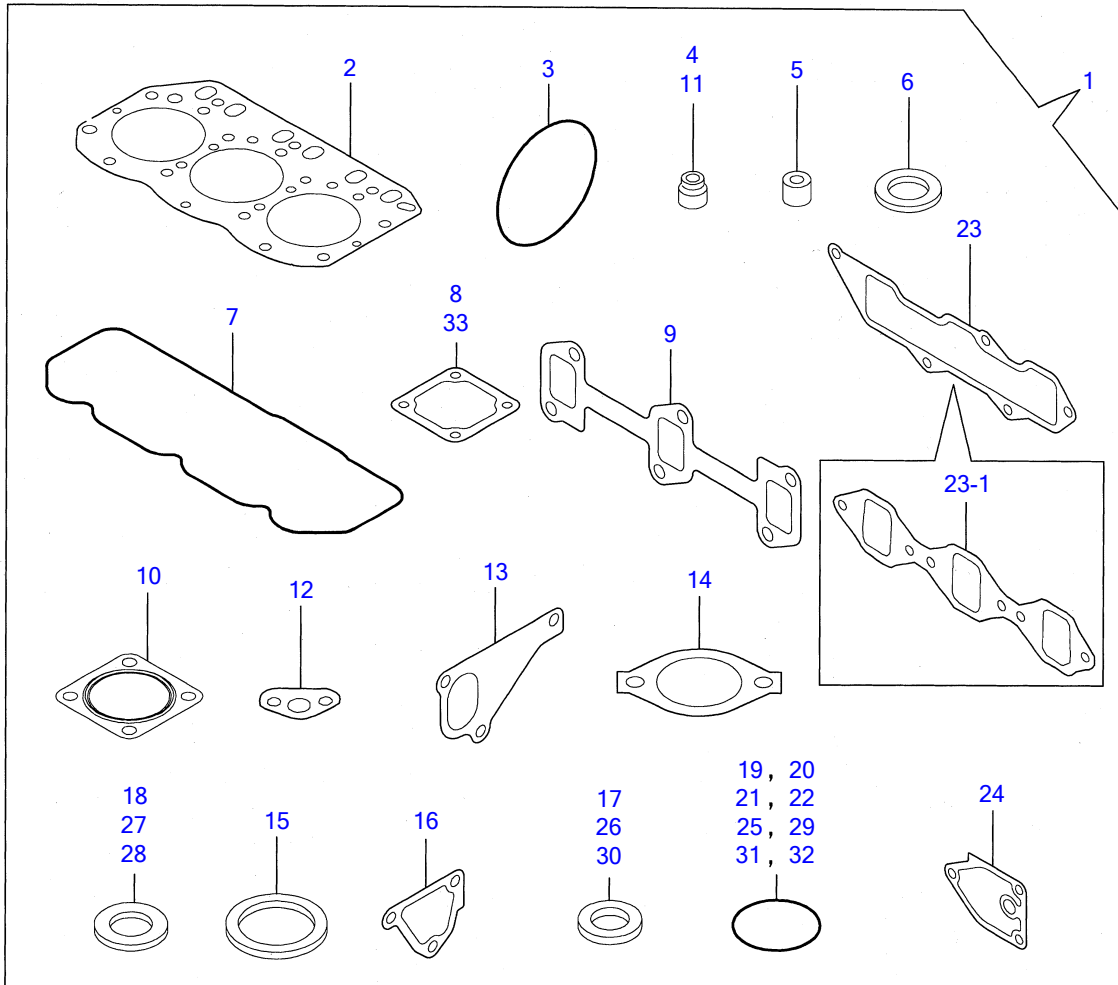
Y00D7761	16. ジェネレータ			
3TNV88-XTBZ		1, 07. 01		PLUS



1/4" BUSH GENERATOR

REF NO.	PARTS NO.	Description	Q'ty	
1	Y119802-77320	ADJUSTER, BELT	1	
I 1-1	Y119802-77330 (A=EXXXXX)	ADJUSTER, BELT	1	N
2	Y129240-77200	ALTERNATOR	1	
3	Y129240-79310	• NUT	1	
4	Y119620-77380	• ROTOR ASSY	1	
5	Y126501-79240	• • BALL BEARING	1	
I 5-1	Y123501-79240 (A=E03990)	• • BEARING, BALL	1	N
6	Y119620-79250	• • COVER, BEARING	1	
7	Y119620-77421	• FLAME ASSY, DRIVE	1	
8	Y119620-79200	• • BALL BEARING	1	
9	Y119620-79210	• • PLATE	1	
10	Y119620-79220	• • SCREW	4	
11	Y119620-79230	• • BOLT, STUD	2	
12	Y119620-77440	• FLAME ASSY, REAR	1	
13	Y119620-77461	• PULLEY	1	
14	Y119620-77471	• NUT	1	
15	Y119620-79260	• HOLDER	1	
16	Y129052-79270	• HOLDER, BRUSH	1	
17	Y119620-79290	• SCREW	6	
18	Y119620-79300	• SCREW	1	
19	Y119620-79310	• BOLT	3	
20	Y119620-79320	• SCREW W/WASHER	2	
21	Y119620-79330	• BOLT	2	
22	Y119620-79340	• INSULATION BUSH	1	
23	Y119620-79350	• NUT	2	
24	Y119620-77490	• COLLAR	1	
25	Y119620-79360	• THRUST WASHER	1	
26	Y129240-77710	• REGULATOR ASSY	1	
27	Y129240-79300	• COVER	1	
28	Y26306-100002	NUT	1	
29	Y119740-77250	BOLT, M10X76	1	
30	Y119810-77340	BOLT	1	
I 30-1	Y129972-77341 (A=E03990)	BOLT, ADJUSTING	1	N
31	Y119802-77200	RELAY, SAFETY	1	
32	Y129211-77920	TIMER	1	
33	Y119646-77900	RELAY, POWER	1	
34	Y119646-77900	RELAY, POWER	1	
35	Y129136-66810	MOTOR, ENGINE STOP	1	
I 35-1	Y119032-77910 (A=E03990)	MOTOR ASSY, ENG.STOP	1	S
I 36	Y119940-77270 (A=EXXXXX)	ADJUSTER, BELT	1	W
I 37	Y26106-080452 (A=EXXXXX)	BOLT M 8X 45 PLATED	1	W

Engine for TB138FR 3TNV88-XTBZ  
GASKET SET & TOOL

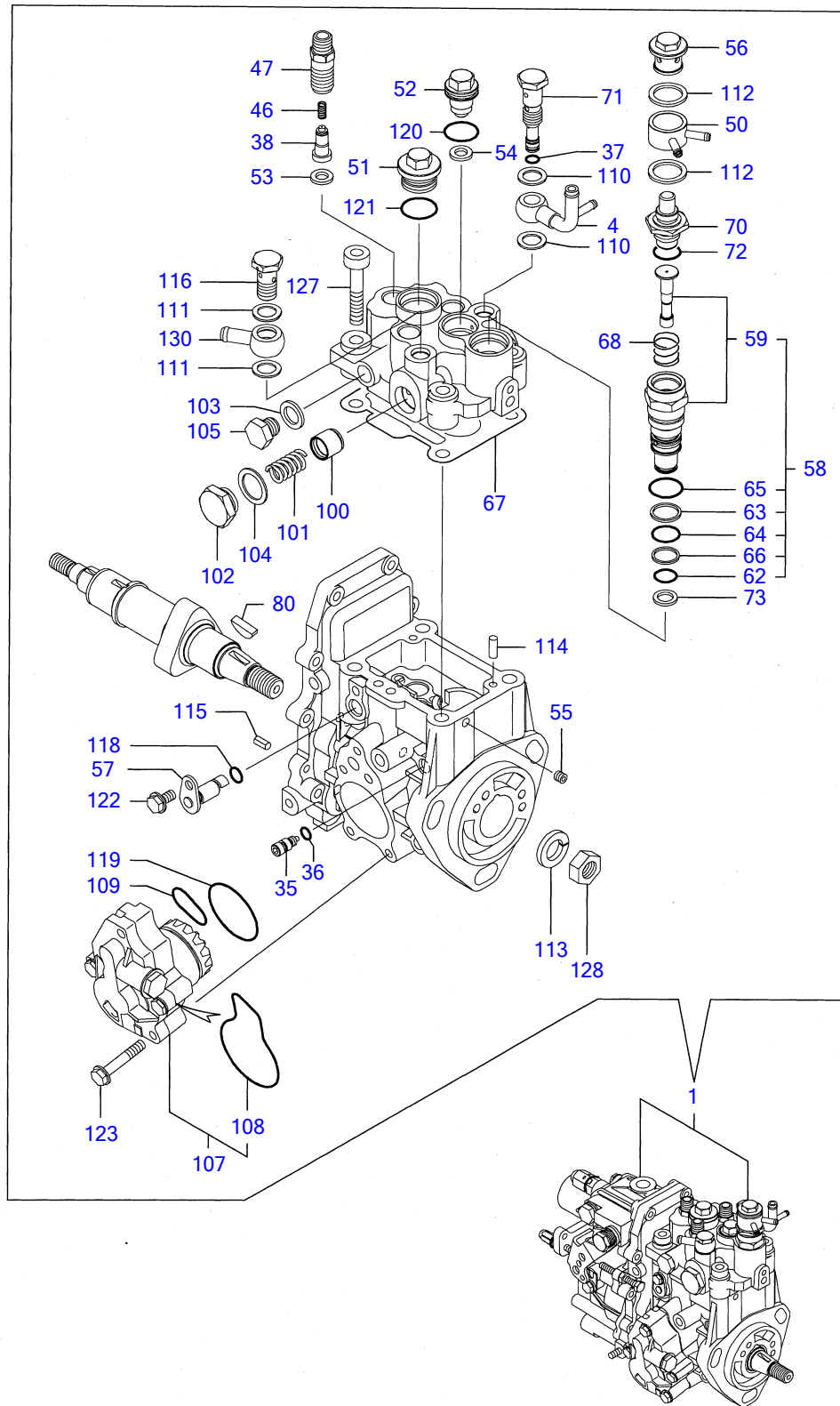


Y00D7761	17. コウグ & パッキンセット			
3TNV88-XTBZ		1, 07. 01		PLUS

ÊËÄ-Ý¼ÄÄ & ³,Þ GASKET SET & TOOL

REF NO.	PARTS NO.	Description	Q'ty	I	R	Notes
I 1	Y729001-92730	GASKET SET(NON-ASB.)	1		(1)	µìß¼@Ý ìÞËÝÄÞ½
I 1-1	Y729001-92731 (A=EXXXXX)	GASKET SET(NON-ASB.)	1	S	(1)	µìß¼@Ý ìÞËÝÄÞ½
2	Y129001-01340	GASKET, (NON-ASB.)	1			
3	Y121850-51960	O-RING, F.I.PUMP	1			
4	Y124460-11340	SEAL, VALVE STEM	3			
5	Y119802-11870	PROTECTOR, NOZZLE	3			
6	Y119625-11880	SEAT, NOZZLE	3			
7	Y129004-11310	GASKET, BONNET	1			
8	Y129150-77511	GASKET, (NON-ASB.)	1			
9	Y129150-13110	GASKET, EXH.MANIFOLD	1			
10	Y124701-11911	GASKET, (NON-ASB.)	2			
11	Y121400-11340	SEAL, VALVE STEM	3			
12	Y129150-35041	GASKET, (NON-ASB.)	1			
I 12-1	Y129150-35042 (A=E03990)	GASKET, (NON-ASB.)	1	N		
13	Y129486-42021	GASKET	1			
14	Y129795-49551	GASKET, (NON-ASB.)	1			
15	Y129150-49811	GASKET, (NON-ASB.)	1			
16	Y124395-49840	GASKET, THERMO. CASE	1			
17	Y22190-080002	SEAL WASHER 8S	2			
18	Y124465-44950	GASKET 16	1			
19	Y24311-000120	O-RING 1A P 12.0	3			
20	Y24311-000320	O-RING 1A P-32.0	3			
I 20-1	Y24311-000320 (A=EXXXXX)	O-RING 1A P-32.0	2	K		
21	Y24341-000240	O-RING 1A S-24.0	1			
22	Y129486-42140	O-RING,CW-P	1			
23	Y129001-12110	GASKET,INT. MANIFOLD	1			
I 23-1	Y129150-12111 (A=EXXXXX)	GASKET, (NON-ASB.)	1	S		
24	Y129150-35111	GASKET, (NON-ASB.)	1			
25	Y119609-32040	O-RING P16	4			
26	Y22190-100002	SEAL WASHER 10S	2			
27	Y23414-080000	GASKET 8, ROUND	1			
28	Y129150-49360	GASKET 10	1			
29	Y24311-000150	O-RING 1A P-15.0	1			
30	Y22190-220002	SEAL WASHER 22S	1			
I 31	Y24311-000300 (A=EXXXXX)	O-RING 1A P-30.0	1	Z		
I 32	Y24311-240100 (A=EXXXXX)	O-RING 1A P-10A	1	Z		
33	Y129100-77510	GASKET, AIR HEATER	1			
34	Y104200-92350	DRIVER, SCREW	1			
35	Y119640-92750	WRENCH, FILTER	1			
36	Y28110-100120	WRENCH 10X12	1			
37	Y28110-140170	WRENCH 14X17	1			
38	Y129400-92430	HORN, FLEX	1			(1) µìß¼@Ý ìÞËÝÄÞ½
I 39	Y977770-1207F	GASKET.LIQUID	1			(1) µìß¼@Ý ìÞËÝÄÞ½

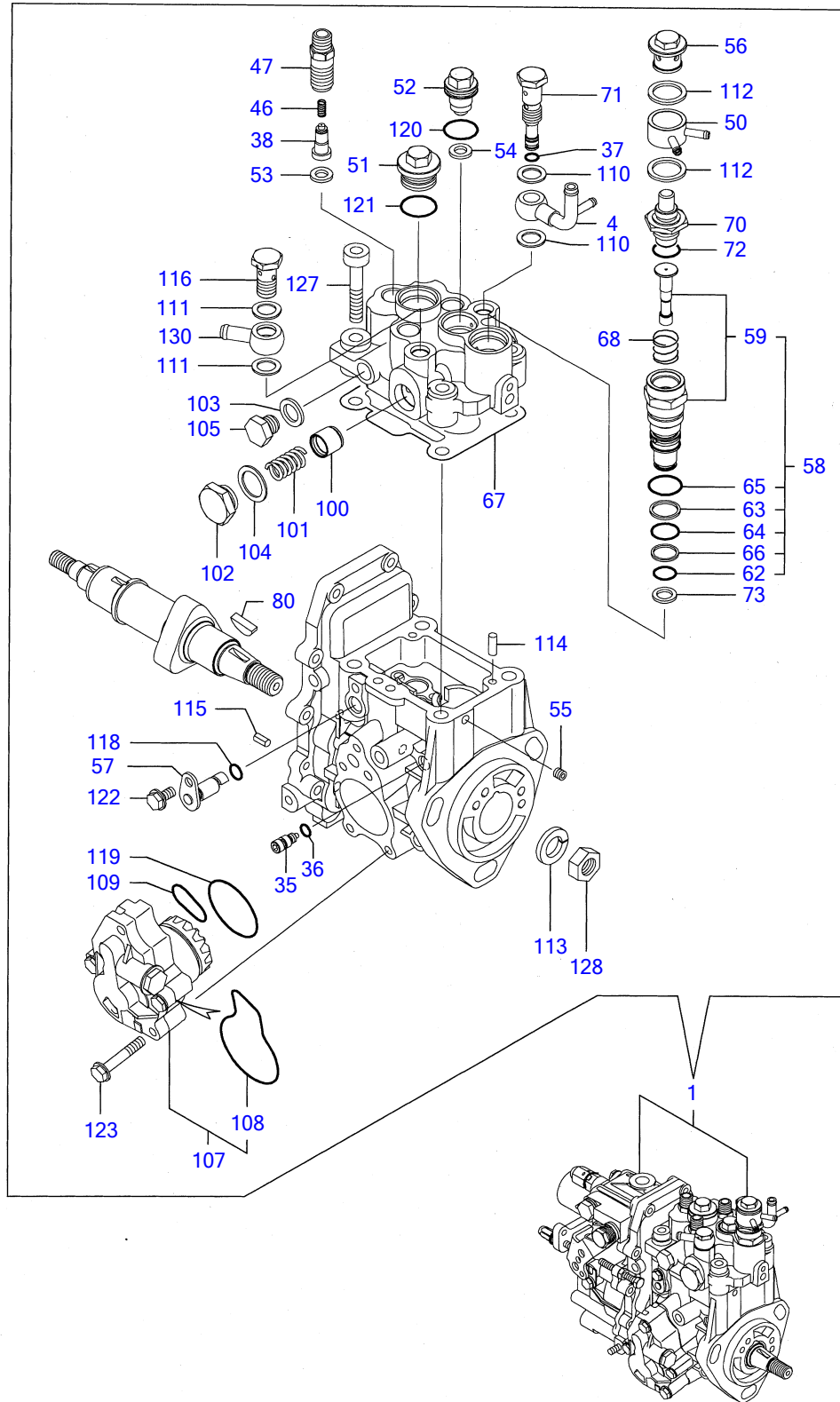
Engine for TB138FR 3TNV88-XTBZ  
**FUEL INJECTION PUMP (INNER PARTS)**



Y00D7761	18. F0ファンシャポンプ (インナーパーツ)		
3TNV88-XTBZ	1:07.01		PLUS

REF NO.	PARTS NO.	Description	Q'ty	R	Notes
1	Y729242-51340	FUEL INJECTION PUMP (INNER PARTS)	1	(1)	FOIY¼ŌIBÝIB ASSY
4	Y158552-51670	• ¼PÖ²ÝÄ(µ-ÊP-ÌÛ-	1		
35	Y158600-51270	• ÛØÄPÒ(ÁÍßÄÄ	1		
36	Y158563-51281	• OØÝ, P 4D S6	1		
37	Y158563-51281	• OØÝ, P 4D S6	1		
38	Y158560-51300	• ÄPØÍPØÊPÛIB CMP	3		
46	Y158563-51330	• SP(ÄPØÍPØÊPÛIB	3		
47	Y158601-51340	• ÛÄP(ÄPØÍPØ	3		
50	Y158553-51551	• ¼PÖ²ÝÄ(Ú²-Ō, ½²	1		
51	Y158601-51550	• Ìßx, P(ÌPÝÊß²¼P,	1		
52	Y119802-51560	• ÊPÛÛÌßx, P	1		
53	Y158552-51570	• PK(ÊPÛÛÌßx, P	3		
54	Y158552-51570	• PK(ÊPÛÛÌßx, P	1		
55	Y158557-51570	• Ìßx, P(xÄ,	1		
56	Y158601-51570	• Ìßx, P(Ú²-Ō, ½²	1		
57	Y158552-51580	• ØÝ, ØÌÄ-	1		
58	Y119802-51590	• Ä²Í-¾ÄÄ	1		
59	Y119802-51600	• • Ä²Í-CMP(»-Ó-ÚØÝÄ	1		
62	Y158553-51670	• • OØÝ, P 1011	1		
63	Y119802-51680	• • ÊPÄ, ±ÄÌßØÝ, P	1		
64	Y119802-51690	• • OØÝ, P	1		
65	Y24356-010200	• • OØÝ, P 4D 1020	1		
66	Y24372-000150	• • ÊPÄ, ±ÄÌßØÝ, P	1		
67	Y158552-51600	• PK(HÍÄÄP	1		
68	Y158553-51630	• SP(Ä²Í-	1		
70	Y158553-51640	• • »-Ó-ÚØÝÄ	1		
71	Y158601-51650	• µ-ÊPÌÛ-Ä·PÄ	1		
72	Y158553-51660	• OØÝ, P P14	1		
73	Y158553-51680	• PK(Ä²Í-	1		
80	Y119802-51090	• ÊÝ·PÄ.° 4X16	1		
100	Y158601-51770	• ±-ŌÑÚ-ÄÊß½ÄÝ	1		
101	Y158552-51780	• ±-ŌÑÚ-ÄSP	1		
101- 1	Y158552-51781 (A=EXXXXX)	• ±-ŌÑÚ-ÄSP	1		N
102	Y158601-51790	• ±-ŌÑÚ-ÄÌßx, P	1		
103	Y22190-120002	• ¼-ÛÛÄ¼Ō(ÊÛÛ 12	1		
104	Y22190-180002	• ¼-ÛÛÄ¼Ō(ÊÛÛ 18	1		
105	Y23887-120002	• 6¶ Ìßx, P M12	1		
107	Y158552-52100	• Ì²-ÄPÌßÝIBCMP	1		
108	Y158552-52500	• • O ØÝ, P(Ì²-ÄP²ÝÄ°	1		
109	Y158552-52310	• OØÝ, P(Ì²-ÄPÌßÝIB	1		
110	Y22190-120002	• ¼-ÛÛÄ¼Ō(ÊÛÛ 12	2		
111	Y22190-120002	• ¼-ÛÛÄ¼Ō(ÊÛÛ 12	2		
112	Y22190-180002	• ¼-ÛÛÄ¼Ō(ÊÛÛ 18	2		
113	Y22217-140000	• ÊPÊ»P¶PÊ 14	1		
114	Y22312-050140	• Í²³ÊßÝ 5X14	2		
115	Y22351-050010	• ½ÌßØÝ, PÊßÝ 5.0AX 10	2		
116	Y23857-060000	• ¶ÝÄ·PÄÌPÛÄ 6	1		
118	Y24311-000070	• OØÝ, P 1A P 7.0	1		
119	Y24341-000420	• OØÝ, P 1A S 42.0	1		
119- 1	Y158552-52400 (A=E02010)	• O ØÝ, P 4E S42	1		N
120	Y24356-010180	• OØÝ, P 4D 1018	1		

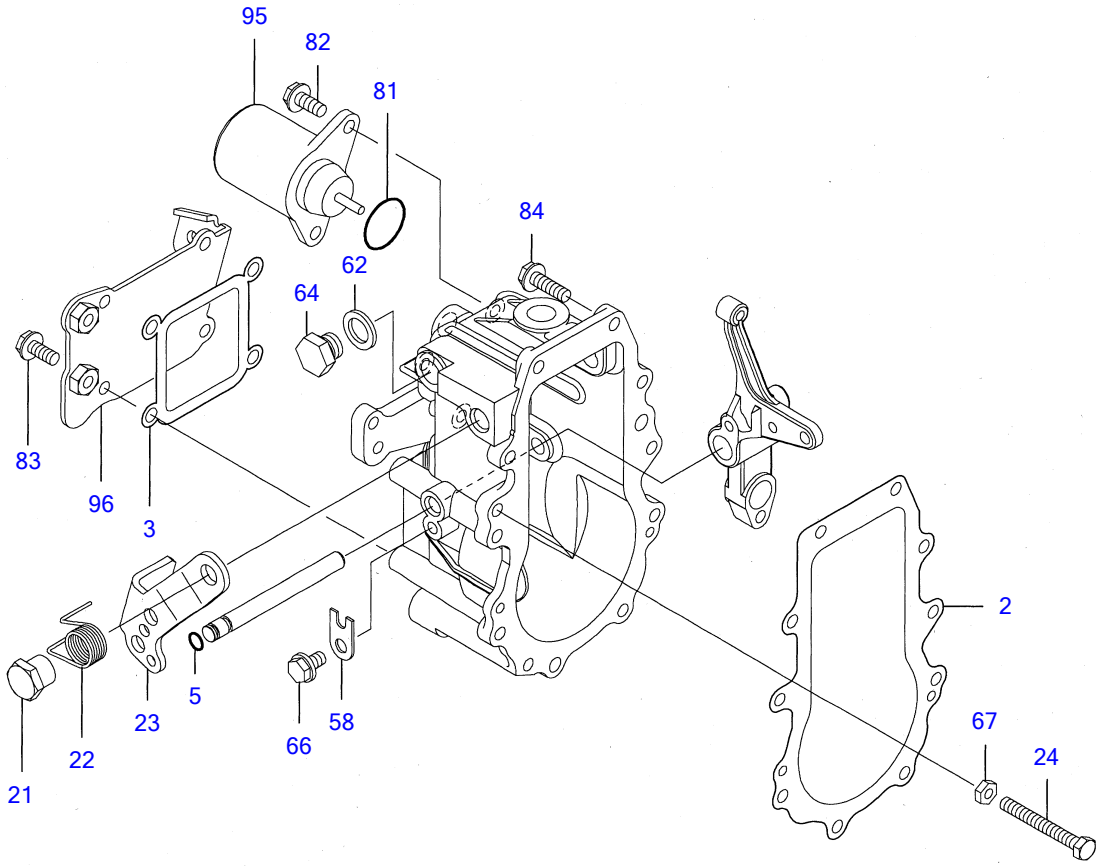
Engine for TB138FR 3TNV88-XTBZ  
**FUEL INJECTION PUMP (INNER PARTS)**



Y00D7761	18. F0ファンシャポンプ (インナーパーツ)		
3TNV88-XTBZ	1:07.01		PLUS

REF NO.	PARTS NO.	Description	Q'ty	I	R	"011
121	Y24356-010200	• PACKING, 1020	1			
122	Y26106-060102	• BOLT 6X 10 PLATED	1			
123	Y26106-060352	• BOLT M 6X 35 PLATED	4			
123- 1	Y158553-51770	• BOLT	4	N		
127	Y26450-080452	• BOLT M 8X 45	4			
128	Y26776-140002	• LOCK NUT M14 PLATED	1			
130	Y129916-59020	• JOINT 12, PIPE	1			

Engine for TB138FR 3TNV88-XTBZ  
GOVERNOR (INNER PARTS)



Y00D7761	019. ガバ (インナーパーツ)			
3TNV88-XTBZ		1:07.01		PLUS



REF NO.	PARTS NO.	Description	Q'ty	I	R	Other
2	Y158553-61050	• PK(ΓΠΕΡΑ <sup>1</sup> -½	• PACKING, CASE	1		
3	Y158553-61070	• PK(ΓΠΕΡΑ <sup>1</sup> -½)Α	• PACKING	1		
5	Y129155-51280	• ΟØΥ Ρ(S6	• O-RING S6	1		
21	Y129255-61410	• ΑΟΑΑΑ(°ΥΑÙ-ÙÚÊÞ-	• NUT	1		
22	Y119807-61420	• ÓÃÞ¼SP(°ΥΑÙ-ÙÚÊÞ-	• SPRING	1		
23	Y158552-61441	• Ù·ÞÕÙ-ÀÚÊÞ-	• LEVER, REGULATOR	1		
24	Y129155-61460	• ±²ÃÞÙ³¼²¹ÞÝÞÙÄ	• BOLT, IDLE LIMIT	1		
58	Y119660-61901	• Ç¹ÃÞÕ	• RETAINER, SHAFT	1		
62	Y22190-120000	• ¼-ÙÙÄ¼Õ(ÞÙÄÕ³)12	• SEAL WASHER 12(BOLT)	1		
64	Y23887-120002	• 6Π, Îß×, Þ M12	• PLUG M12,HEX.	1		
66	Y26106-060102	• ÂÊÞÎÞÙÄ 6X 10	• BOLT 6X 10 PLATED	1		
67	Y26756-060002	• ΑΟΑΑÄ 6	• LOCK NUT 6	1		
81	Y24341-000280	• ΟØΥ, Þ 1A S 28.0	• O-RING 1A S-28.0	1		
81-1	Y158552-61900 (A=E03990)	• ΟØΥ, Þ	• O-RING	1	R	
82	Y26106-060142	• ÂÊÞÎÞÙÄ 6X 14	• BOLT M 6X 14 PLATED	2		
83	Y26106-060142	• ÂÊÞÎÞÙÄ 6X 14	• BOLT M 6X 14 PLATED	4		
84	Y26106-060202	• ÂÊÞÎÞÙÄ 6X 20	• BOLT M 6X 20 PLATED	10		
95	Y119233-77932	• ½ÄÄÎß, ÛÉ²ÃÞ	• SOLENOID, STOP	1		
96	Y129642-61060	• ΓΠΕΡΑ <sup>1</sup> -½)Ä	• COVER, CASE	1		