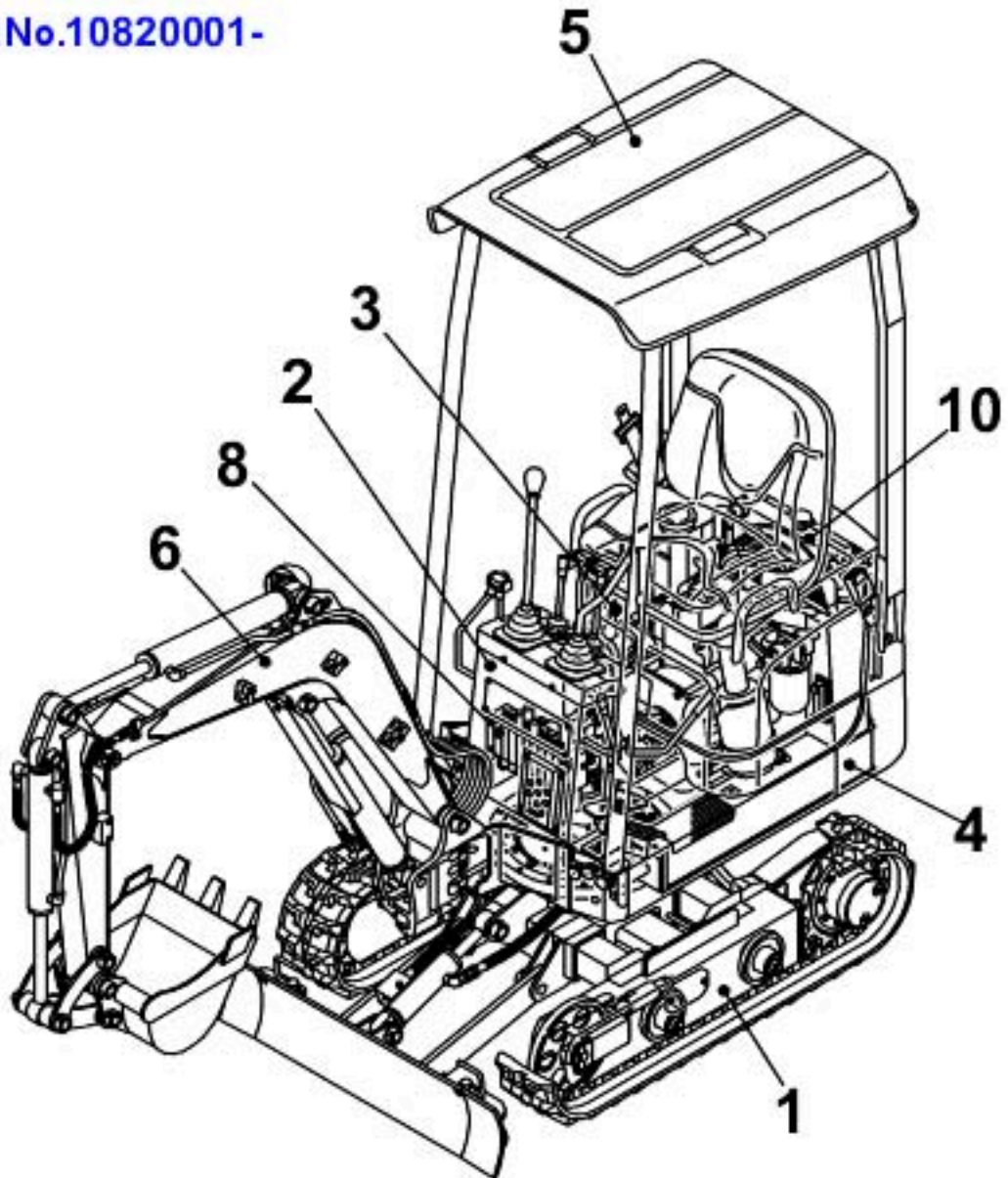


# TB108

BookNo.BB5Z104-1  
SerialNo.10820001-

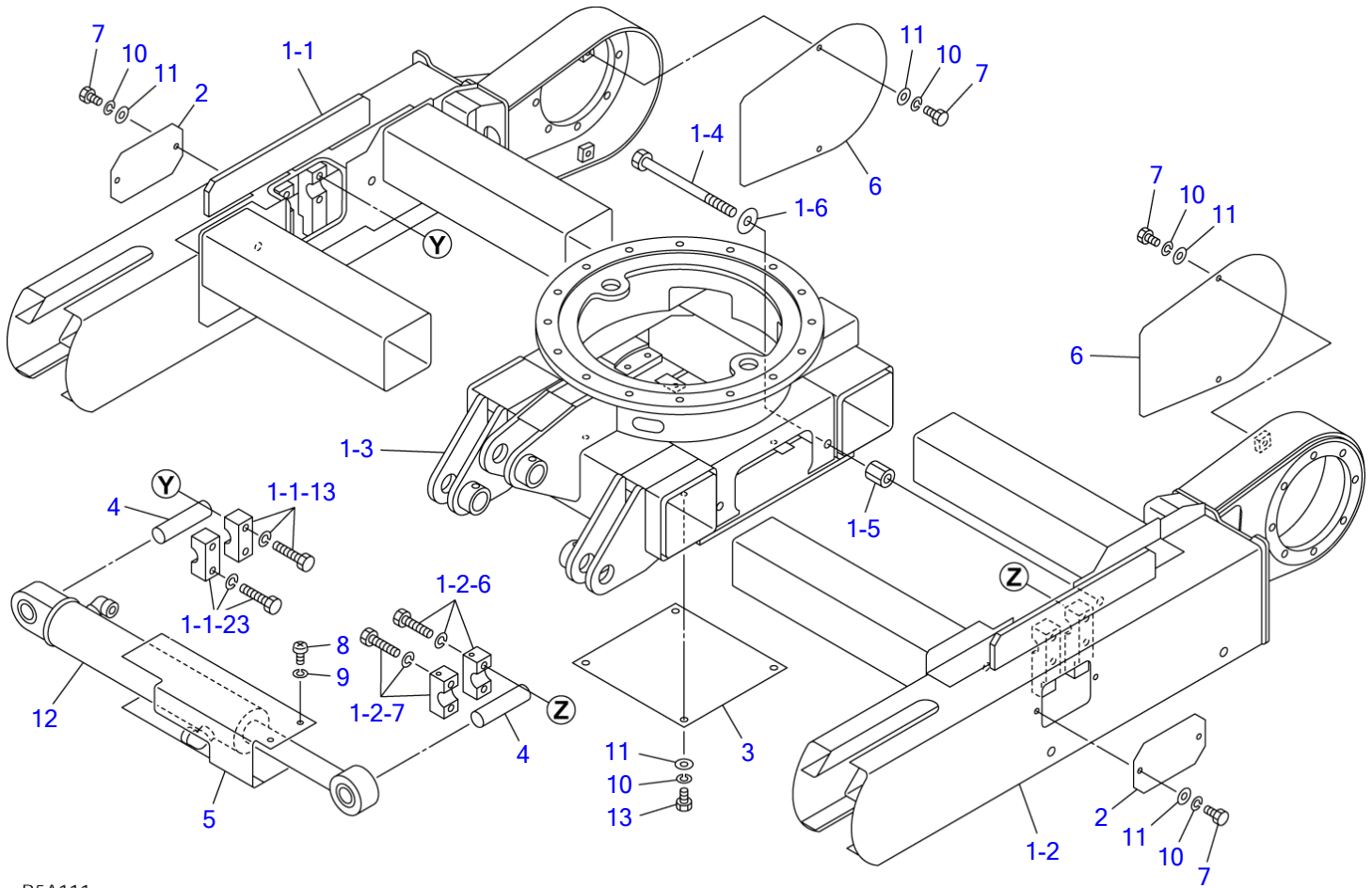


TAKEUCHI



					INDEX						
Item	Part number	Description	Q'ty	Chan.	Serial No.	Serv.	Remarks				
1		UNDERCARRIAGE									
2		TURNTABLE & CONTROL LEVER									
3		ENGINE & ELECTRICAL SYSTEM									
4		HYDRAULIC PIPNG & TANK									
5		COVER & CAB									
6		HOE ATTACHMENT									
7		DECAL & TOOL									
8		HYDRAULIC DEVICE									
10		ENGINE(2TNV70-PTB)									
		2007.01.10									
99		KITS, ATTACHMENTS AND QUICK REFERENCE									

TB108 Book No. BB5Z104 S/N 10820001-  
LOWER FRAME

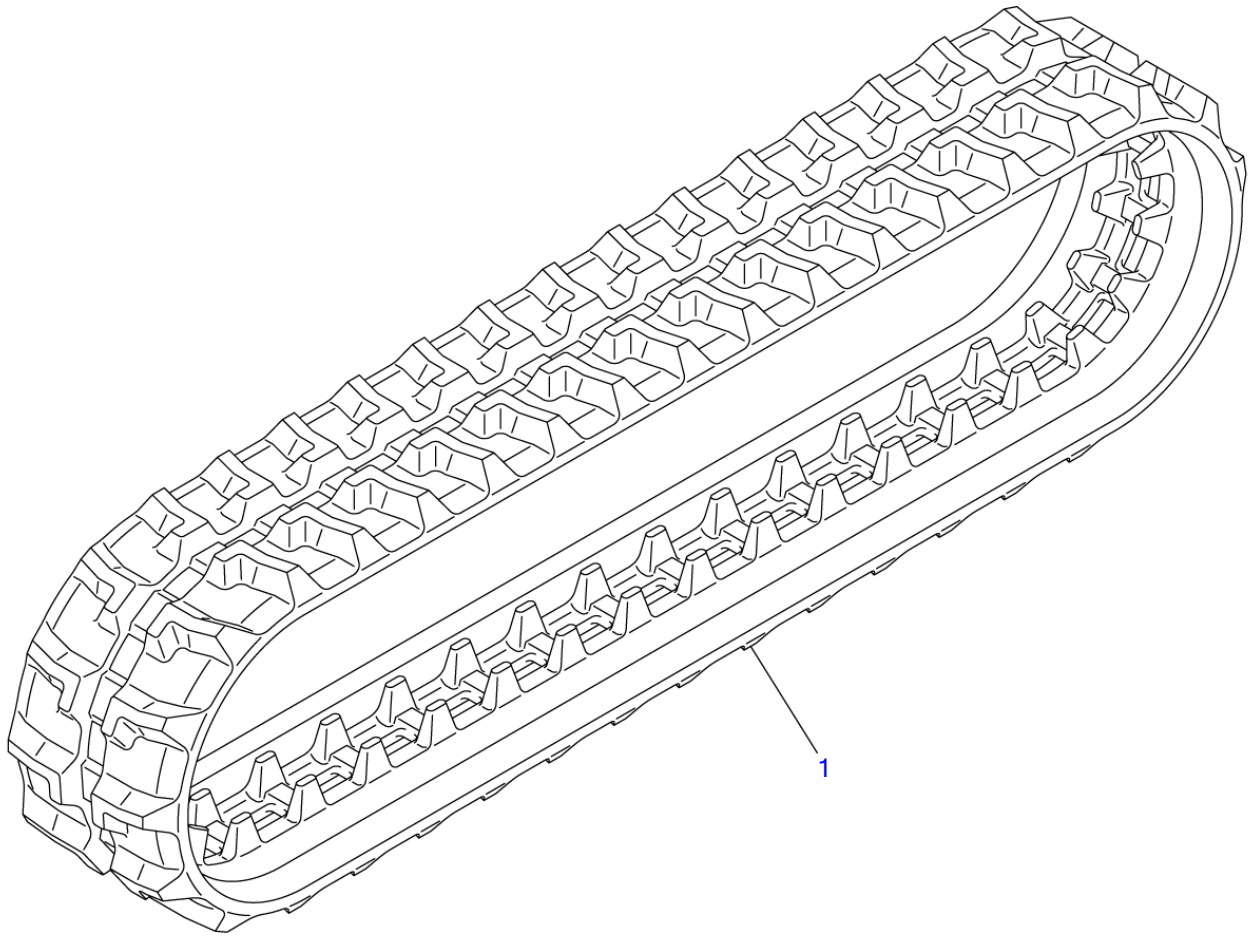


B5A111

S=1/9

**LOWER FRAME**

Item	Part number	Description	Q'ty	Chan.	Serial No.	Serv.	Remarks
		FRAME ASSY, lower					X03210-55500-1
1	X *****	FRAME ASSY	1				
1-1	X *****	· FRAME (R.H.)	1				
1-1-13	0321055250	· CLAMP	1				
1-1-23	0321055260	· CLAMP	1				
1-2	X *****	· FRAME (L.H.)	1				
1-2-6	0321055350	· CLAMP	1				
1-2-7	0321055360	· CLAMP	1				
1-3	X *****	· BODY	1				
1-4	0411009000	· BOLT	4				
1-5	1134851020	· NUT	4				
1-6	0003600025	· WASHER	4				
2	0321053004	COVER	2				
3	0411008510	PLATE	1				
4	0411008700	PIN	2				
5	0411009300	COVER	1				
6	0321055006	COVER	2				
7	1100040816	BOLT	8				
8	1120530510	SCREW	2				
9	1140020005	WASHER, spring	2				
10	1140020008	WASHER, spring	12				
11	1141110008	WASHER	12				
12	1900096700	CYLINDER, spanner	1				
13	1100040812	BOLT	4				
	<b>B5a111</b>						



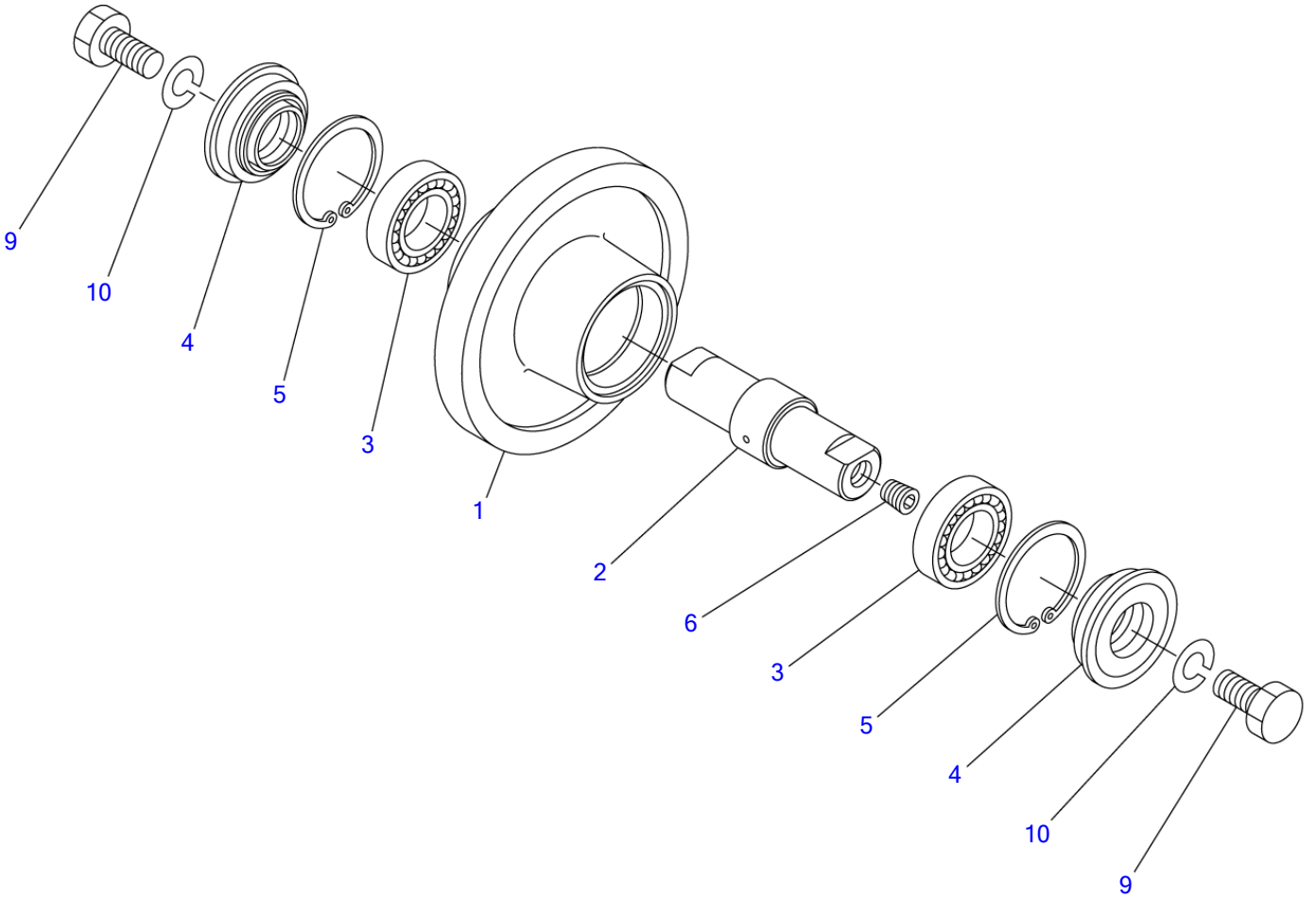
B5A020

S=1/6

**CRAWLER BELT**

Item	Part number	Description	Q'ty	Chan.	Serial No.	Serv.	Remarks
1	<b>1914090300</b> <b>B5a020</b>	BELT, rubber crawler	2				X19140-90300-0

TB108 Book No. BB5Z104 S/N 10820001-  
TRACK ROLLER



B5A030

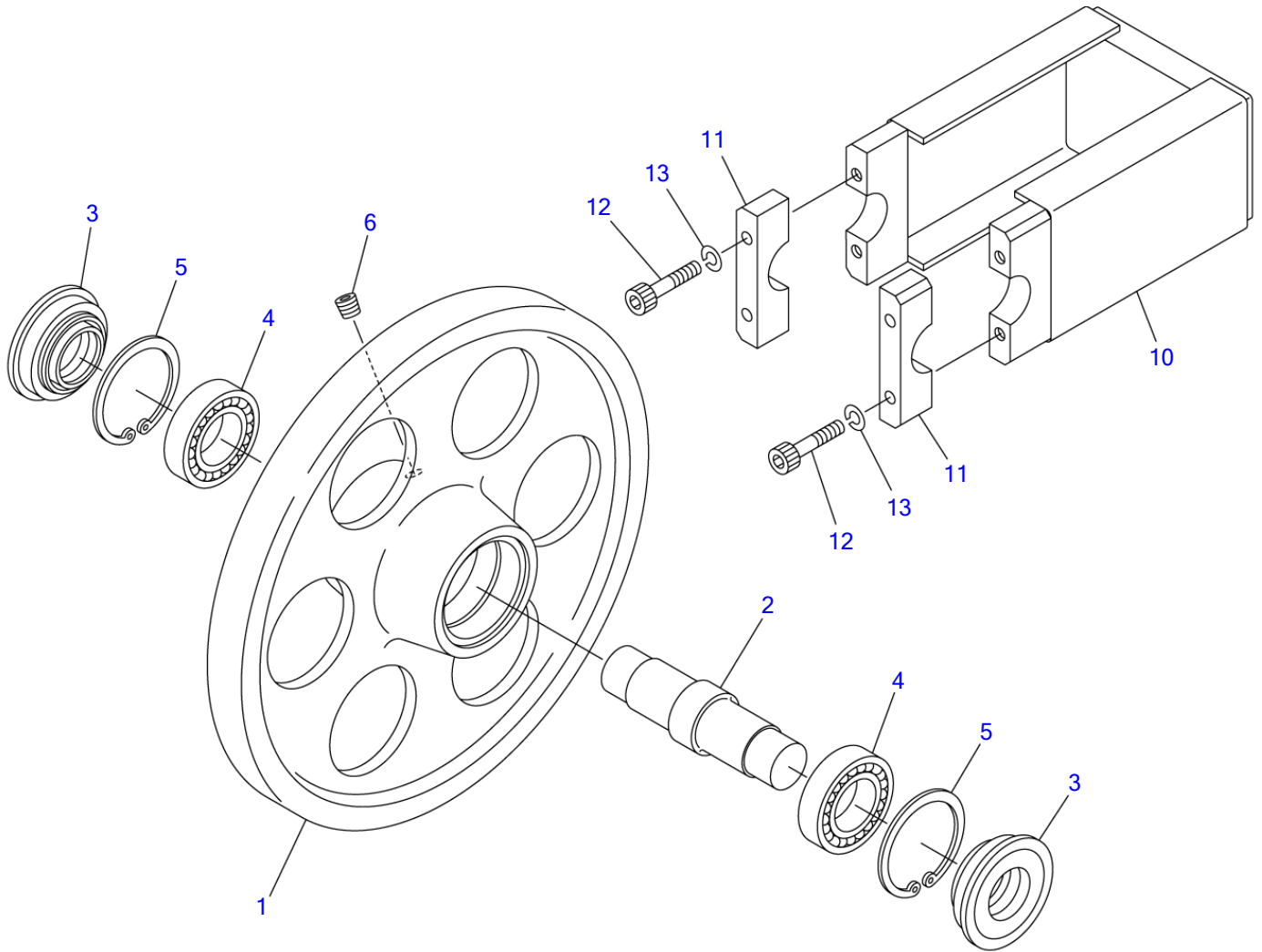
S=1/3



**TRACK ROLLER**

Item	Part number	Description	Q'ty	Chan.	Serial No.	Serv.	Remarks
		ROLLER ASSY, track					X04113-00000-3
0-1	<b>0411300400</b>	ROLLER ASSY	4				
1	<b>0071300100</b>	· ROLLER	1				
2	<b>0411300200</b>	· SHAFT	1				
3	<b>1300006005</b>	· BEARING	2				
4	<b>1431202547</b>	· SEAL	2				
5	<b>1221000047</b>	· RING, retaining	2				
6	<b>1501810001</b>	· PLUG	1				
9	<b>1101051225</b>	BOLT	8				
10	<b>1140010012</b>	WASHER, spring	8				
	<b>B5a031</b>						

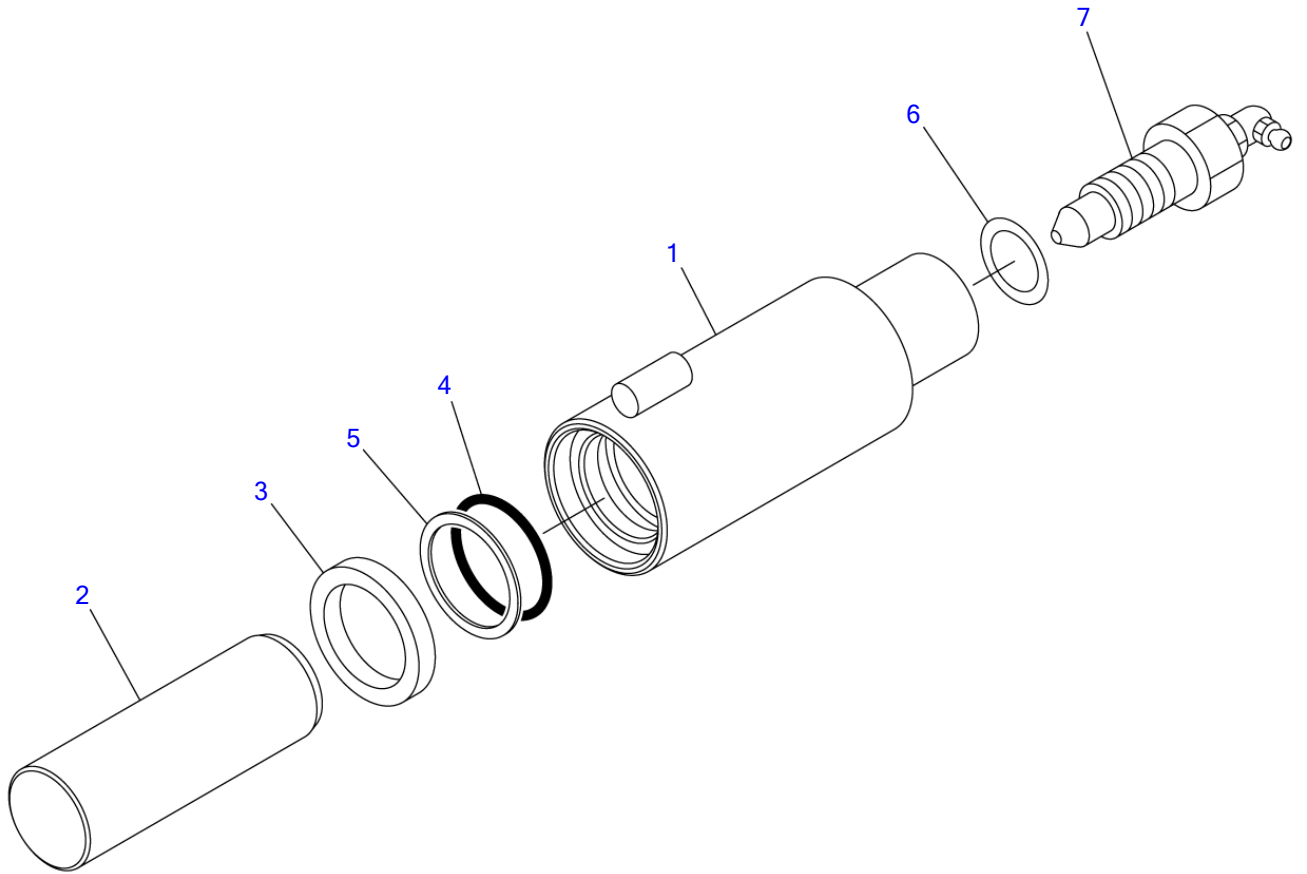
TB108 Book No. BB5Z104 S/N 10820001-  
FRONT IDLER



B5A040

S=1/3

Item	Part number	Description	FRONT IDLER			Remarks
			Q'ty	Chan.	Serial No.	
		IDLER ASSY, front				X04114-01000-3
0-1	<b>0411401100</b>	IDLER ASSY	2			
1	<b>0411400100</b>	· IDLER	1			
2	<b>0411401200</b>	· SHAFT	1			
3	<b>1431202547</b>	· SEAL	2			
4	<b>1300006005</b>	· BEARING	2			
5	<b>1221000047</b>	· RING, retaining	2			
6	<b>1501810001</b>	· PLUG	1			
10	<b>0411401300</b>	YOKE	2			
11	<b>0411401400</b>	CLAMP	4			
12	<b>1110040635</b>	SCREW, cap	8			
13	<b>1140020006</b>	WASHER, spring	8			
	<b>B5a041</b>					

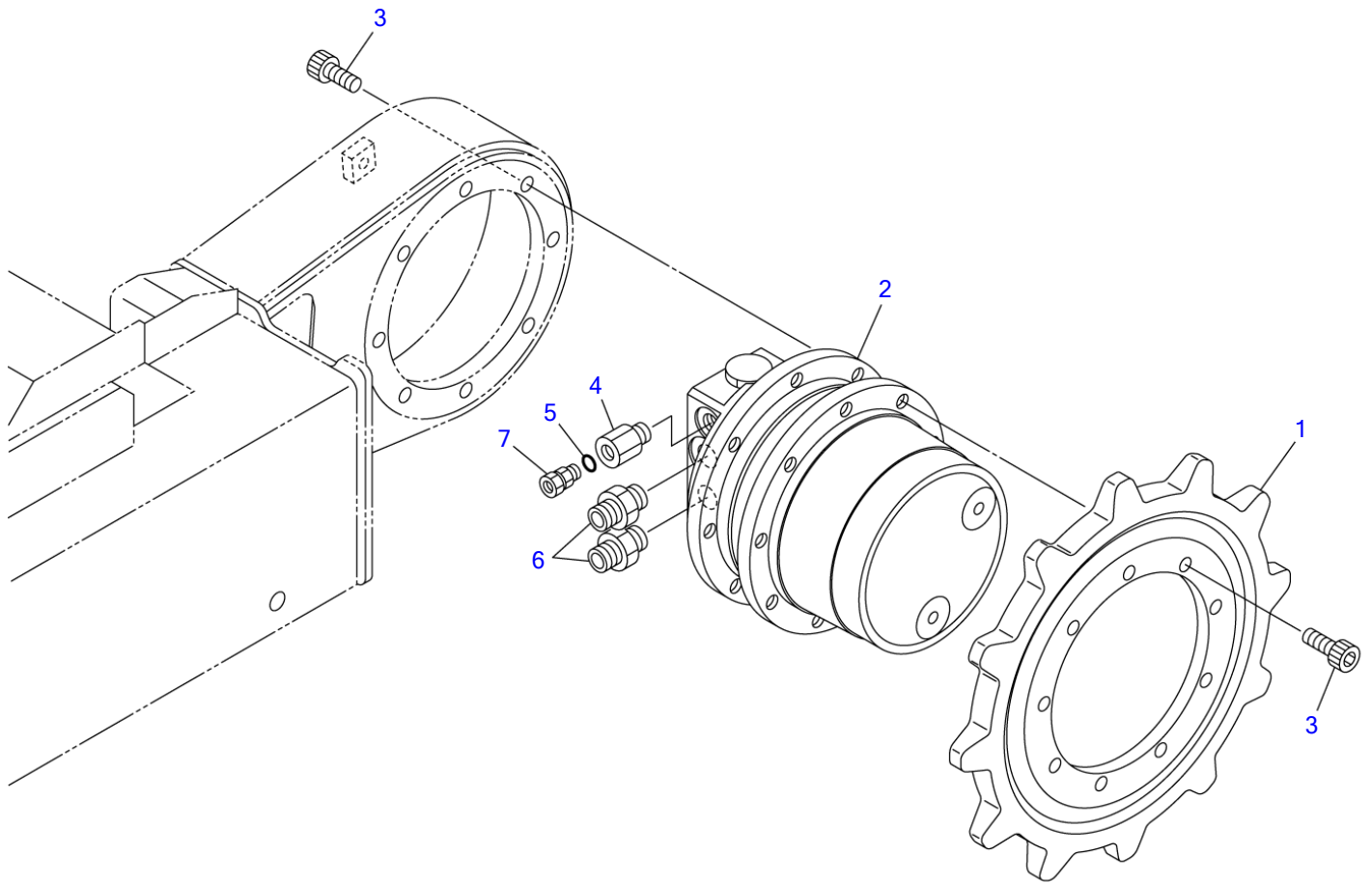


B5A050

S=1/2

**TRACK ADJUSTER**

Item	Part number	Description	Q'ty	Chan.	Serial No.	Serv.	Remarks
0	<b>0321552000</b>	CYLINDER ASSY, grease	2				X03215-52000-0
1	<b>0321552100</b>	▪ CYLINDER, grease	1				
2	<b>0321551400</b>	▪ PISTON	1				
3	<b>1400401654</b>	▪ SEAL, oil	1				
4	<b>1422010300</b>	▪ O-RING	1				
5	<b>1421020300</b>	▪ RING, back-up	1				
6	<b>1541201616</b>	▪ WASHER	1				
7	<b>1541301602</b>	▪ VALVE ASSY, check	1				
	<b>B5a050</b>						



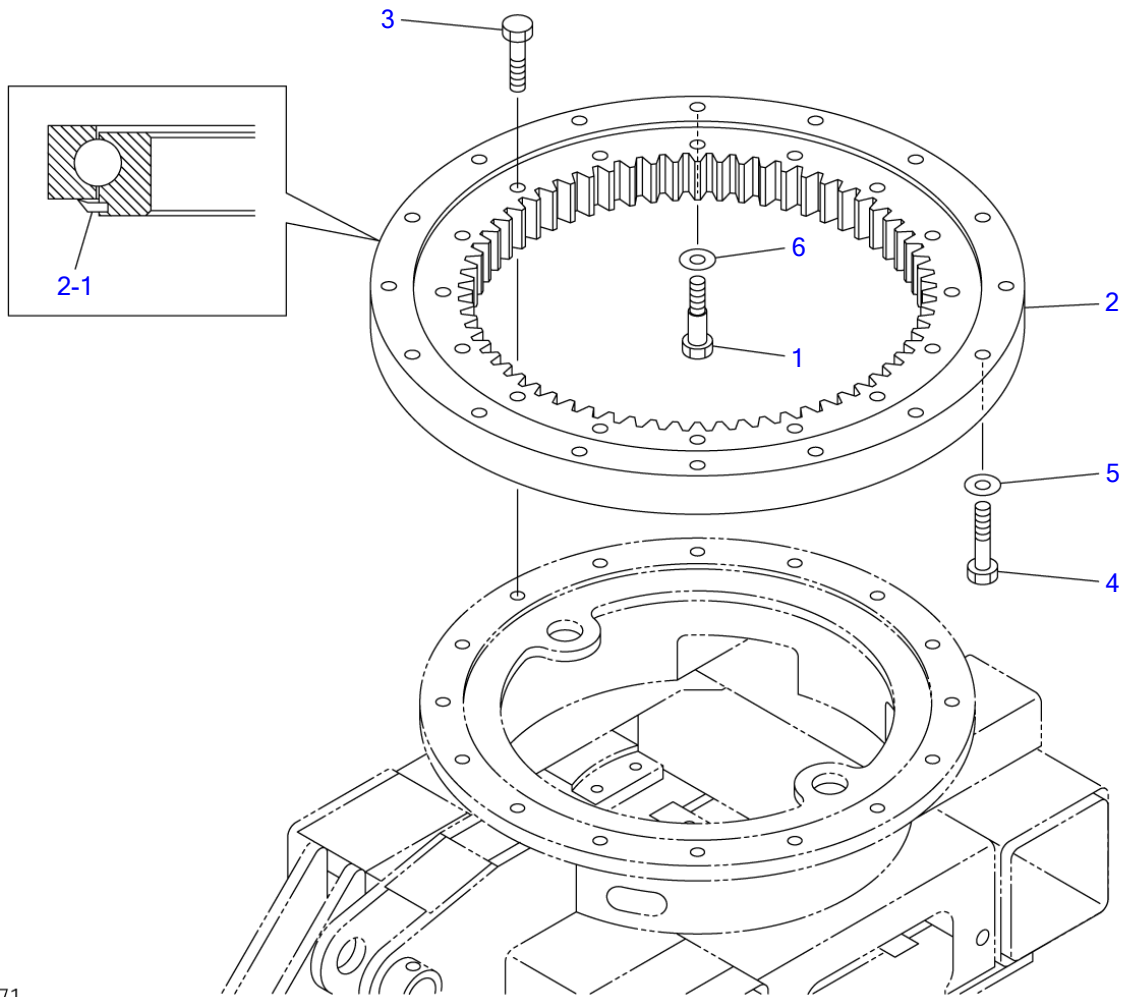
B5A061

S=1/4.5

**TRAVEL DEVICE**

Item	Part number	Description	Q'ty	Chan.	Serial No.	Serv.	Remarks
		MOTOR ASSY, travel					X03216-13000-1
1	<b>0411602100</b>	SPROCKET	2				
2	<b>1903122400</b>	MOTOR, travel	2				
3	<b>1110041022</b>	SCREW, cap	34				
4	<b>0007211014</b>	BUSHING	2				
5	<b>1420010110</b>	O-RING	2				
6	<b>1515600576</b>	ADAPTOR	4				
	<b>1420010140</b>	• O-RING	1				
7	<b>1532520601</b>	CONNECTOR	2				
	<b>B5a061</b>						

TB108 Book No. BB5Z104 S/N 10820001-  
SLEW BEARING



B5A071

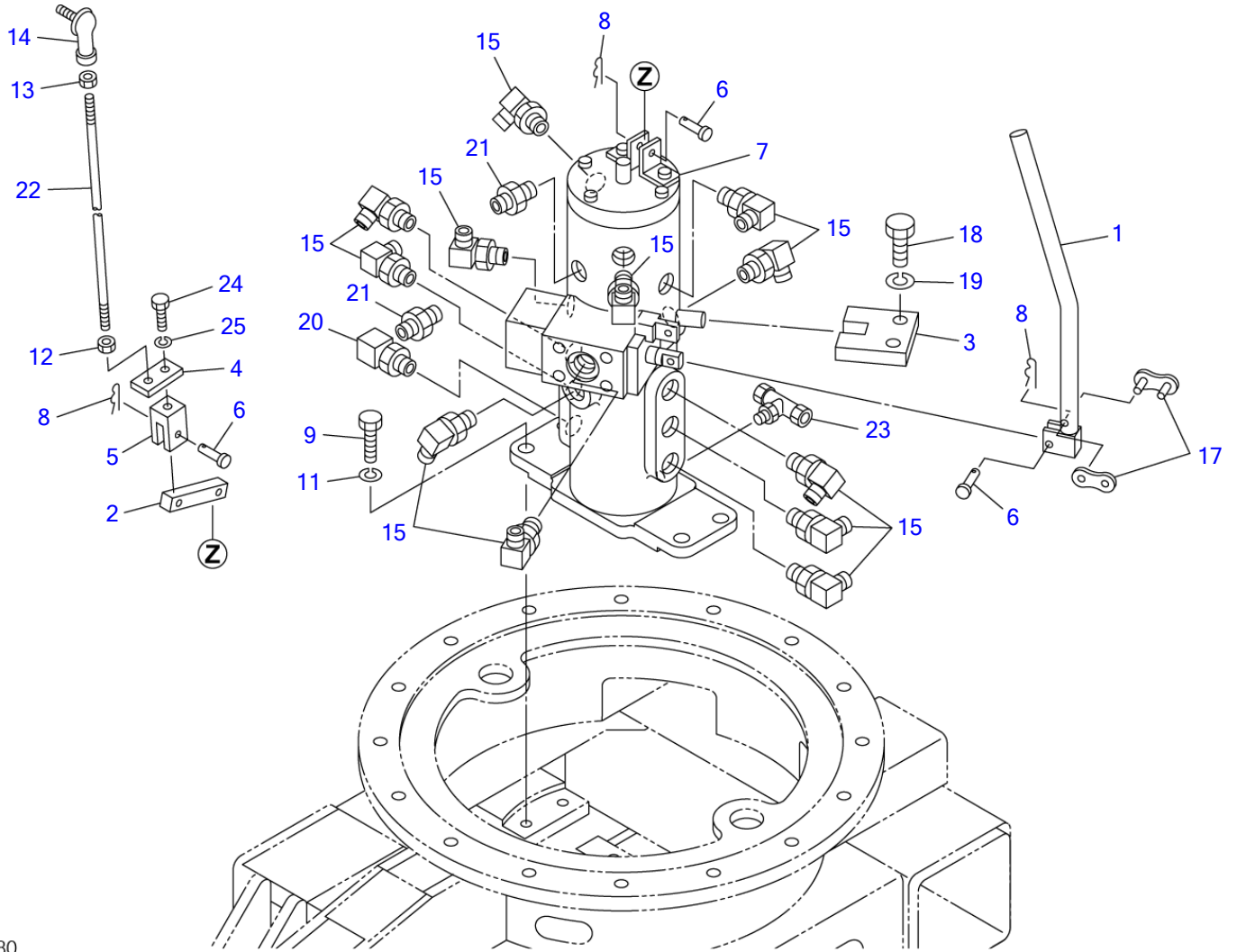
S=1/5



**SLEW BEARING**

Item	Part number	Description	Q'ty	Chan.	Serial No.	Serv.	Remarks
		BEARING ASSY, slew					X03220-01000-2
1	<b>0322001010</b>	BOLT	1				
2	<b>1913003450</b>	BEARING	1				
2-1	<b>1913003459</b>	• SEAL	1				
3	<b>1100051045</b>	BOLT	16				
4	<b>1100051050</b>	BOLT	15				
5	<b>1141540010</b>	WASHER	15				
6	<b>1141540012</b>	WASHER	1				
	<b>B5a072</b>						

TB108 Book No. BB5Z104 S/N 10820001-  
SWIVEL JOINT & ACCESSORIES

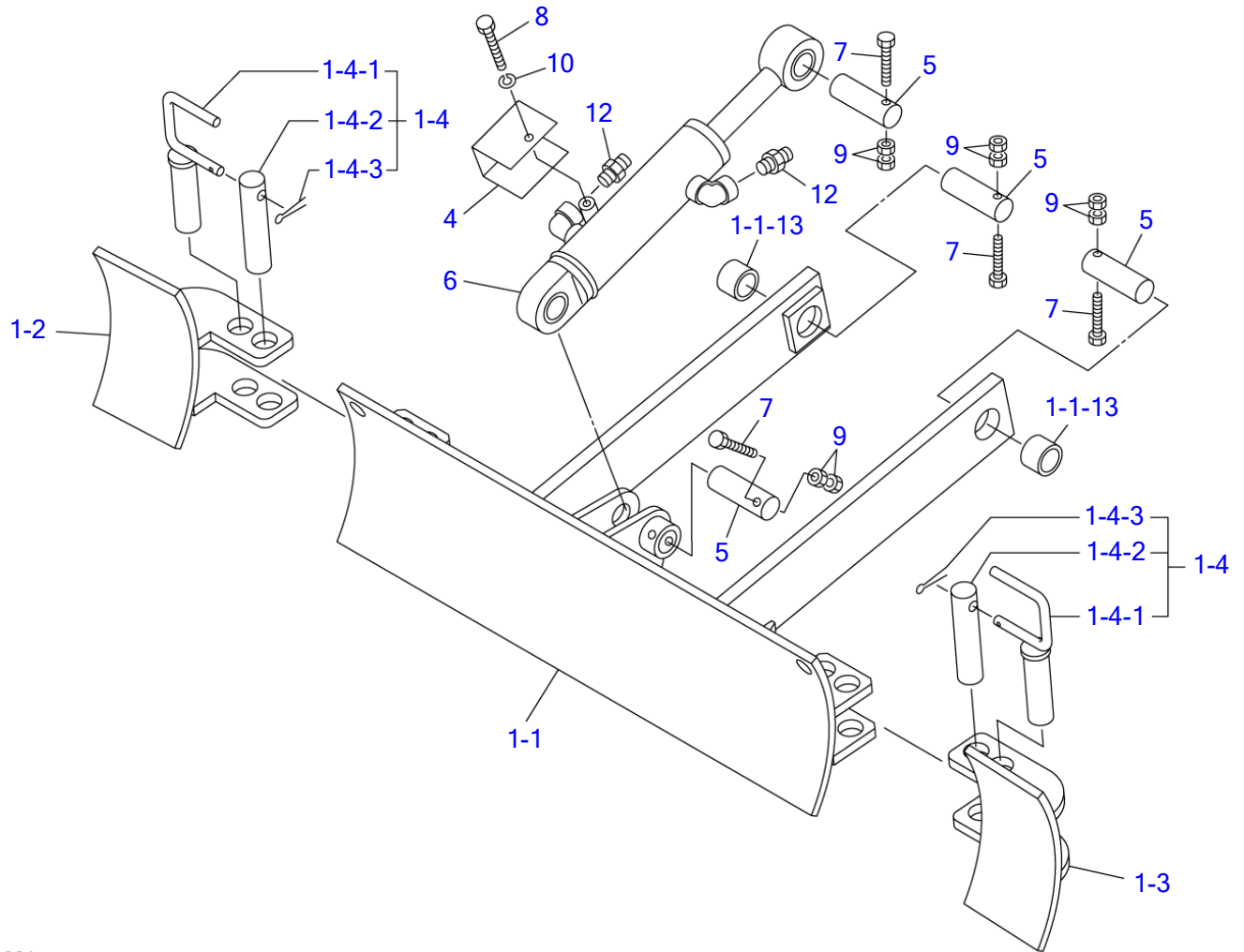


B5A080

S=1/5

**SWIVEL JOINT & ACCESSORIES**

Item	Part number	Description	Q'ty	Chan.	Serial No.	Serv.	Remarks
		JOINT ASSY, swivel					X03221-53000-1
1	0412102100	LEVER	1				
2	0322151100	LEVER	1				
3	0412100100	COLLAR	1				
4	0322151200	PLATE	1				
5	0005505024	YOKE	1				
6	0004005117	PIN	3				
7	1904006800	JOINT, swivel	1				
8	1214000005	PIN, snap	3				
9	1100040820	BOLT	4				
11	1140020008	WASHER, spring	4				
12	1130040006	NUT	1				
13	1131540006	NUT	1				
14	1340000065	END, rod	1				
15	1515012040	ELBOW	12				
	1420010110	• O-RING	1				
17	1620050000	LINK ASSY	1				
18	1100041025	BOLT	2				
19	1140020010	WASHER, spring	2				
20	1513300014	ELBOW	1				
	1420010110	• O-RING	1				
21	1515600200	ADAPTOR	2				
	1420010110	• O-RING	1				
22	0005006260	ROD	1				
23	1532720601	TEE	1				
24	1100040616	BOLT	1				
25	1140020006	WASHER, spring	1				
	B5a081						

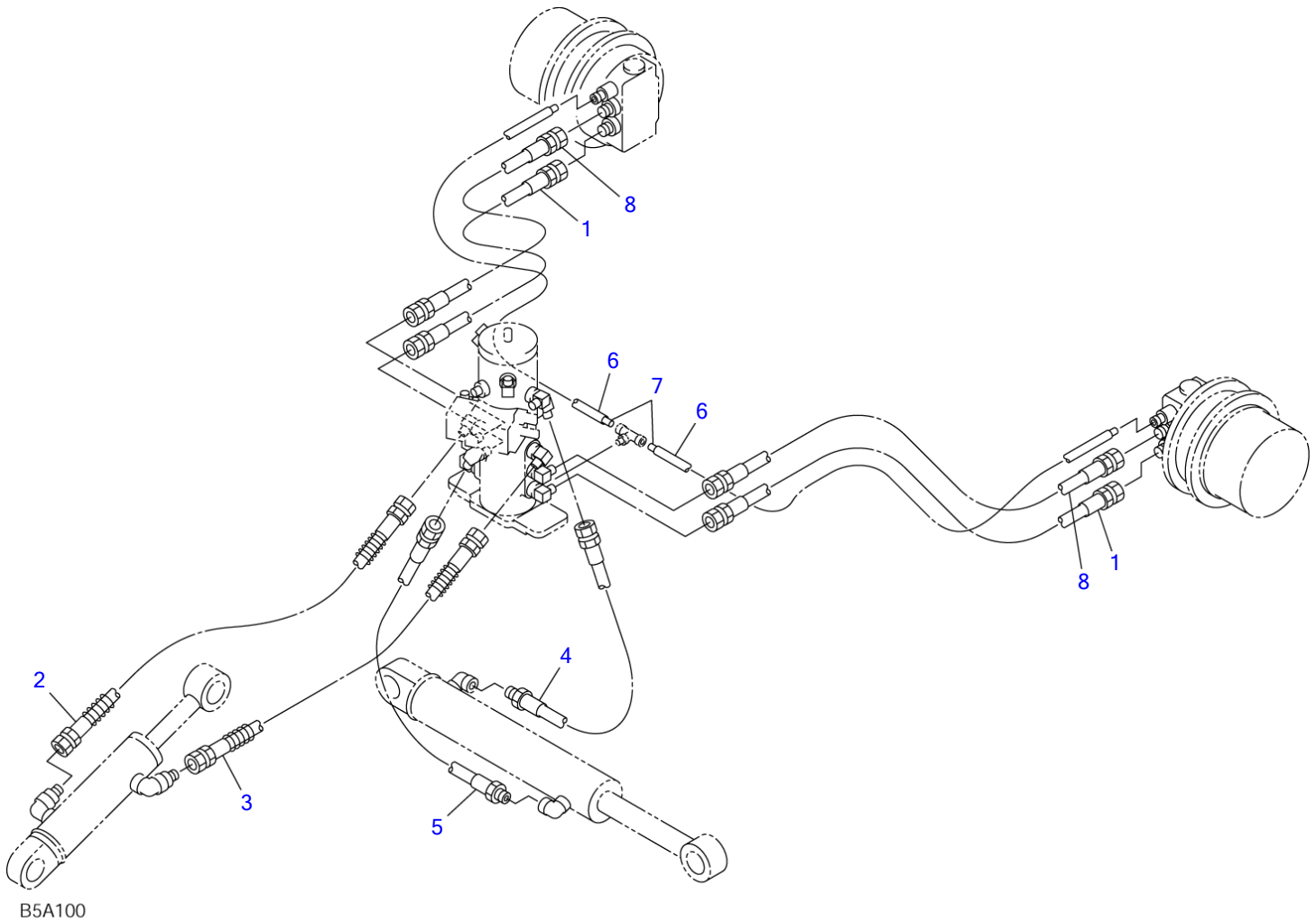


B5A091

S=1/7

**DOZER BLADE**

Item	Part number	Description	Q'ty	Chan.	Serial No.	Serv.	Remarks
		BLADE ASSY, dozer					X03263-53400-0
1	X *****	BLADE, dozer	1				
1-1	0326353200	• BLADE, dozer	1				
1-1-13	0416304220	• • BUSHING	2				
1-2	0326353150	• PLATE (R.H.)	1				
1-3	0326353160	• PLATE (L.H.)	1				
1-4	0326353300	• PIN ASSY	2				
1-4-1	0326353310	• • PIN	1				
1-4-2	0326353320	• • PIN	1				
1-4-3	1210013220	• • PIN, split	1				
4	0426300400	COVER	1				
5	0001502501	PIN	4				
6	1900096600	CYLINDER, dozer blade	1				
7	1103040855	BOLT	4				
8	1100040860	BOLT	1				
9	1130240008	NUT	8				
10	1140020008	WASHER, spring	1				
12	1515600200	ADAPTOR	2				
	1420010110	• O-RING	1				
	B5a120						

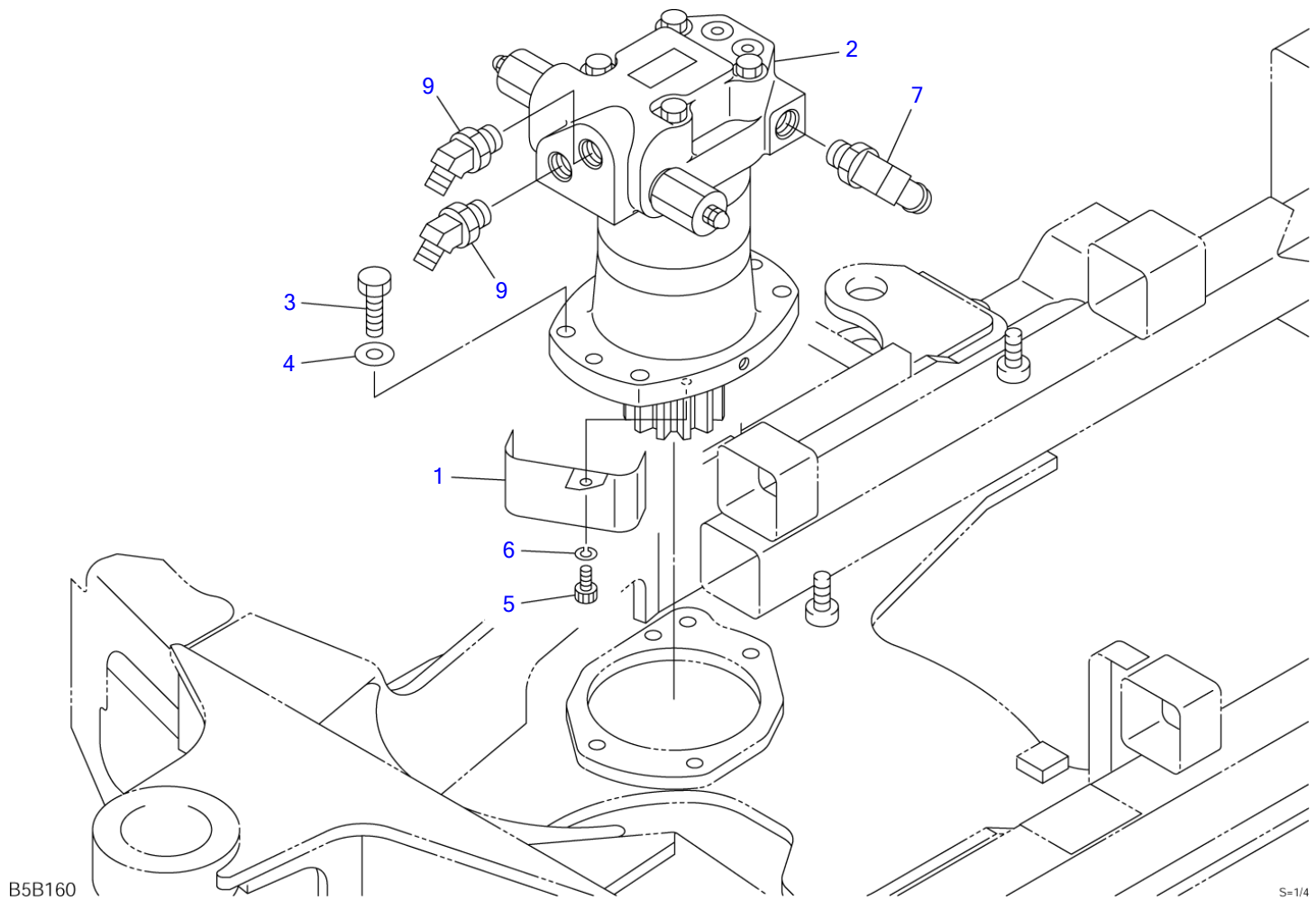


B5A100

S=1/9

**PIPING; LOWER**

Item	Part number	Description	Q'ty	Chan.	Serial No.	Serv.	Remarks
		PIPING ASSY, lower					X03272-02000-1
1	<b>1801660060</b>	HOSE ASSY	2				
2	<b>0327202050</b>	HOSE ASSY	1				18015-60062
3	<b>0327200060</b>	HOSE ASSY	1				18015-60050
4	<b>0327200070</b>	HOSE ASSY	1				18015-62030
5	<b>0327200080</b>	HOSE ASSY	1				18015-62038
6	<b>1531010053</b>	PROTECTOR	2				sold by the meter
7	<b>1532020657</b>	TUBE	2				sold by the meter
8	<b>0327202080</b>	HOSE ASSY	2				18016-60060
	<b>B5a100</b>						



B5B160

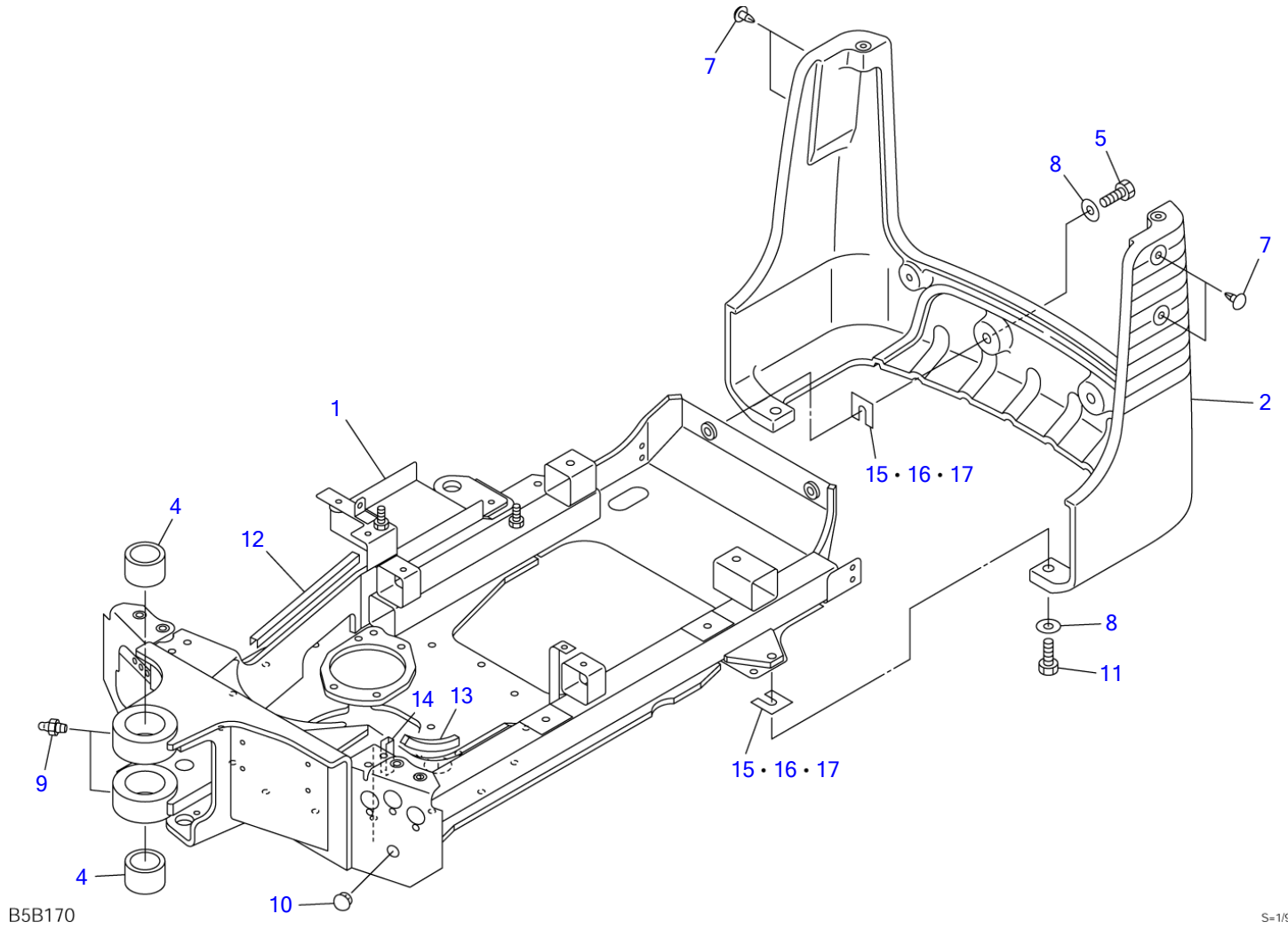
S=1/4



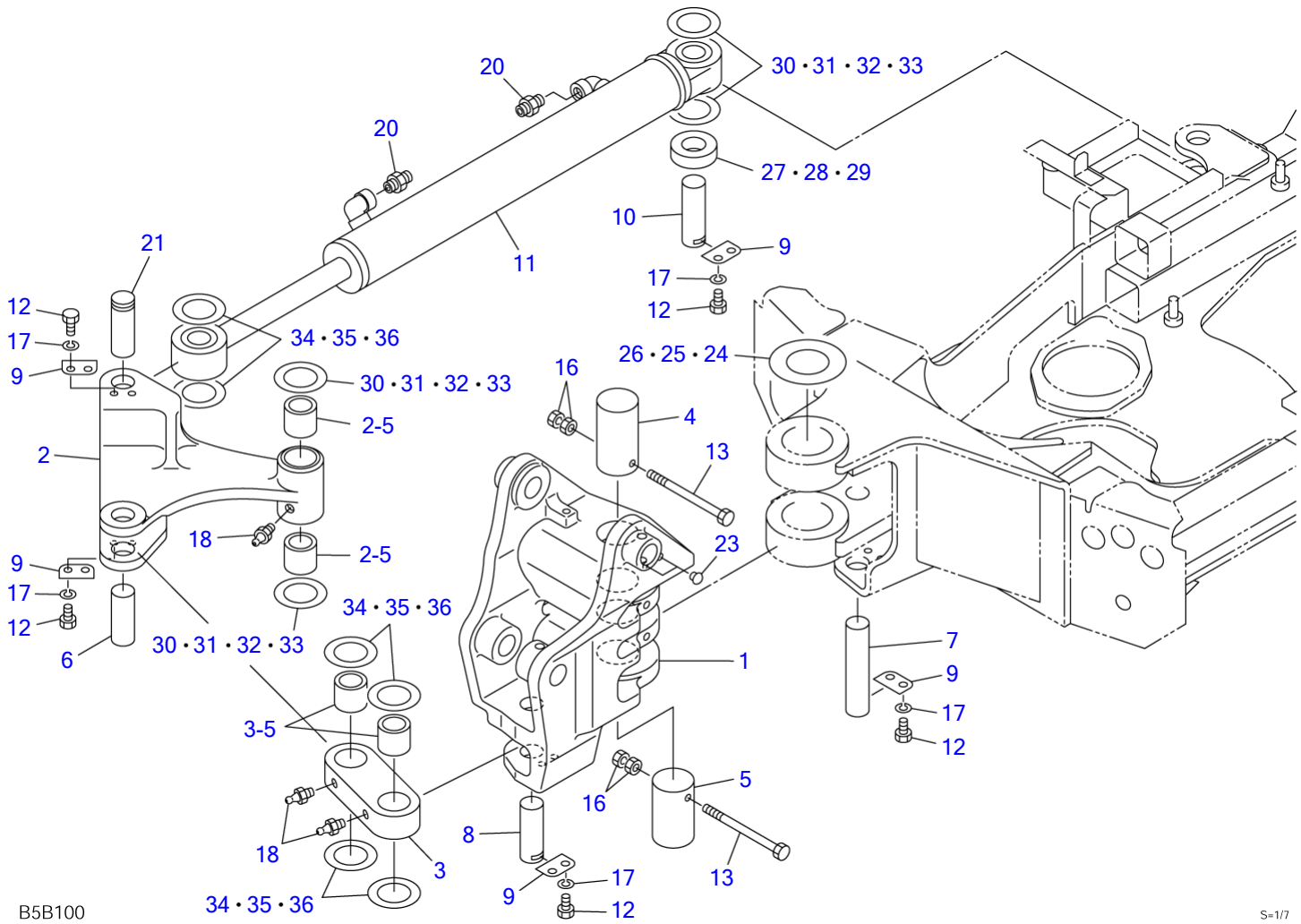
**SLEWING DEVICE**

Item	Part number	Description	Q'ty	Chan.	Serial No.	Serv.	Remarks
		DEVICE ASSY, slewing					X03223-25000-0
1	<b>0322323100</b>	COVER	1				
2	<b>1903122300</b>	MOTOR, slew	1				
3	<b>1100041035</b>	BOLT	4				
4	<b>1141550010</b>	WASHER	4				
5	<b>1110040610</b>	SCREW, cap	1				
6	<b>1140420006</b>	WASHER, spring	1				
7	<b>1513350003</b>	ELBOW	1				
	<b>1420010140</b>	• O-RING	1				
9	<b>1515100046</b>	ELBOW	2				
	<b>1420010140</b>	• O-RING	1				
	<b>B5b160</b>						

TB108 Book No. BB5Z104 S/N 10820001-  
TURNTABLE



TURNTABLE						
Item	Part number	Description	Q'ty	Chan.	Serial No.	Serv. Remarks
		TURNTABLE ASSY				X03230-61000-0
1	X *****	TURNTABLE	1			
2	0323057600	COUNTERWEIGHT	1			
4	0002400063	BUSHING	2			
5	1101041230	BOLT	2			
7	1652533017	CAP	4			
8	1141550012	WASHER	4			
9	1560001000	FITTING, grease	2			
10	1652533023	CAP	1			
11	1101041240	BOLT	2			
12	1654624030	TRIM	1			sold by the meter
13	1654624010	TRIM	1			sold by the meter
14	1654601006	TRIM	1			sold by the meter
15	0323054001	SPACER	AR			t=1.0
16	0323054002	SPACER	AR			t=2.3
17	0323054003	SPACER	AR			t=3.2
	B5b170					

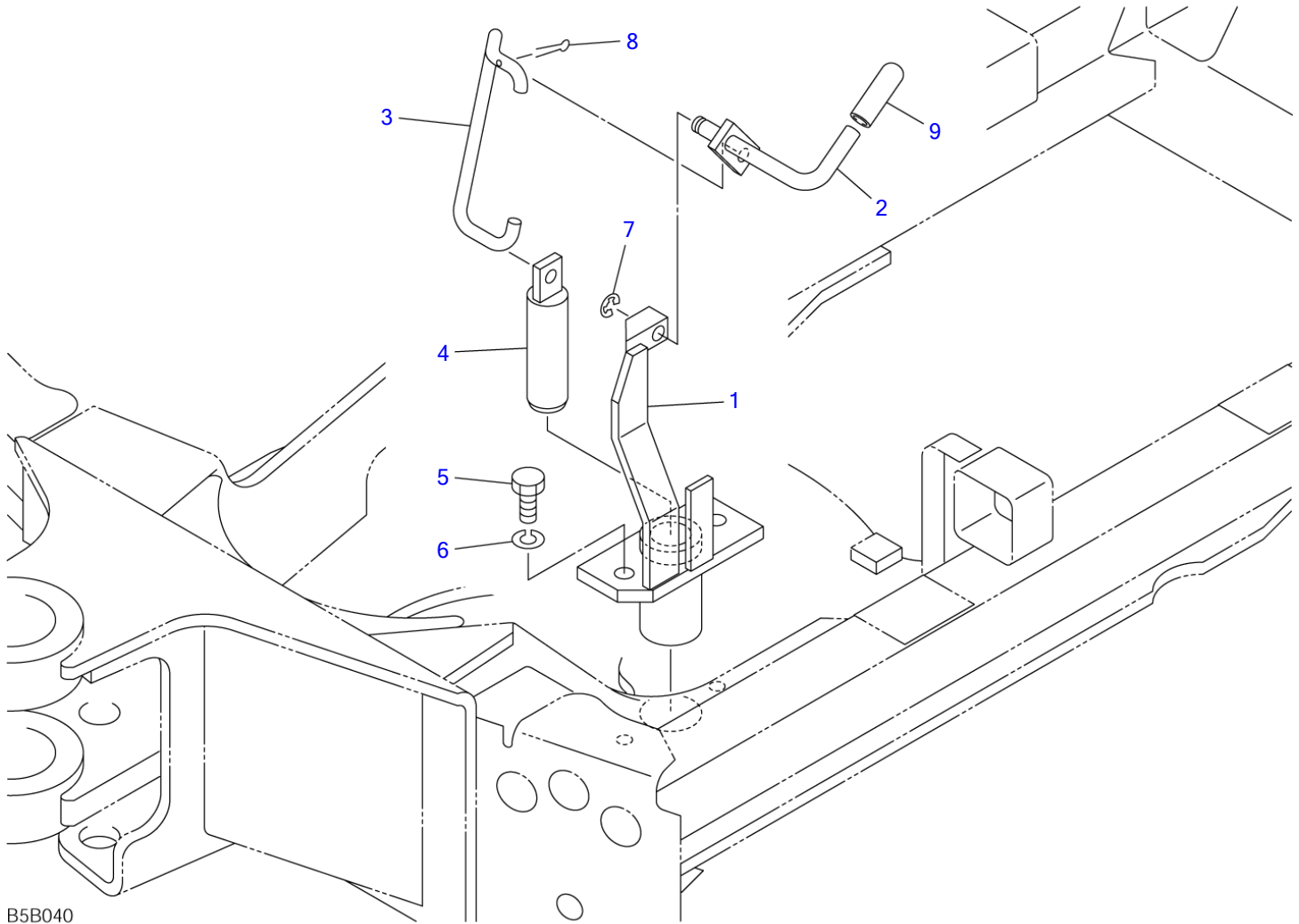


B5B100

S=1/7

**BOOM SWING**

Item	Part number	Description	Q'ty	Chan.	Serial No.	Serv.	Remarks
		SWING ASSY, boom					X03231-58900-1
1	0323158400	BRACKET	1				
2	0323158800	ARM, link	1				
2-5	0002400024	• BUSHING	2				
3	0323157300	LINK	1				
3-5	0002200020	• BUSHING	2				
4	0011514015	PIN	1				
5	0011514014	PIN	1				
6	0001900163	PIN	1				
7	0001900164	PIN	1				
8	0001900165	PIN	1				
9	0323158210	WASHER	5				
10	0001900166	PIN	1				
11	1900096500	CYLINDER, swing	1				
12	1100040814	BOLT	10				
13	1100140805	BOLT	2				
16	1130040008	NUT	4				
17	1140020008	WASHER, spring	10				
18	1560001000	FITTING, grease	3				
20	1515600200	ADAPTOR	2				
	1420010110	• O-RING	1				
21	0001900167	PIN	1				
23	1652533016	CAP	2				
24	0323156101	WASHER	AR				t=2.3
25	0323156102	WASHER	AR				t=2.8
26	0323156103	WASHER	AR				t=3.2
27	0323154101	WASHER	1				t=14.5
28	0323154102	WASHER	1				t=15.0
29	0323154103	WASHER	1				t=15.5
30	0003600049	SHIM	AR				t=0.2
31	0003600050	SHIM	AR				t=0.5
32	0003102610	SHIM	AR				t=1.0
33	0003102616	SHIM	AR				t=1.6
34	0003600044	SHIM	AR				t=0.2
35	0003600045	SHIM	AR				t=0.5
36	0426109800	SHIM	AR				t=1.0
	<b>B5b181</b>						

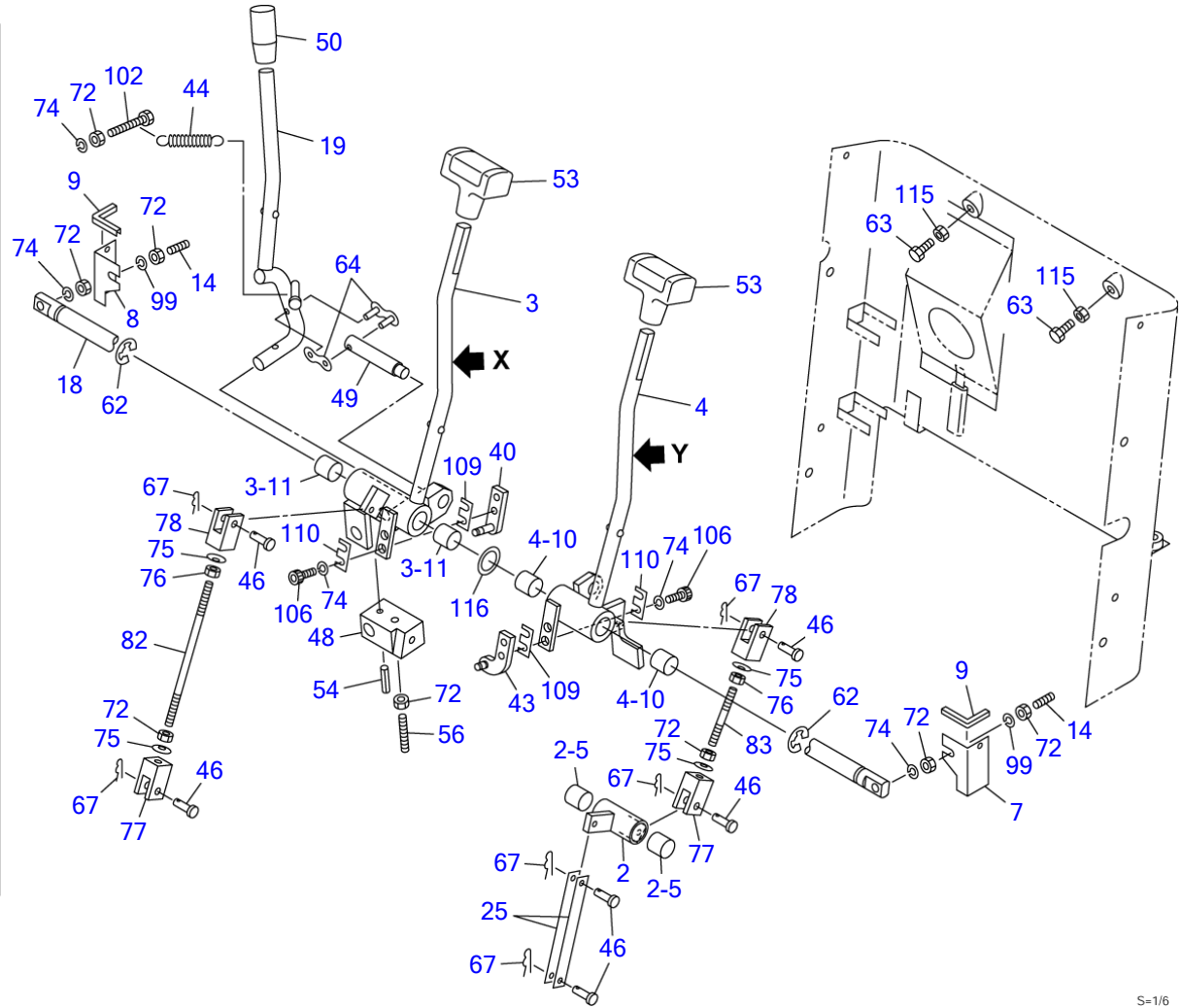
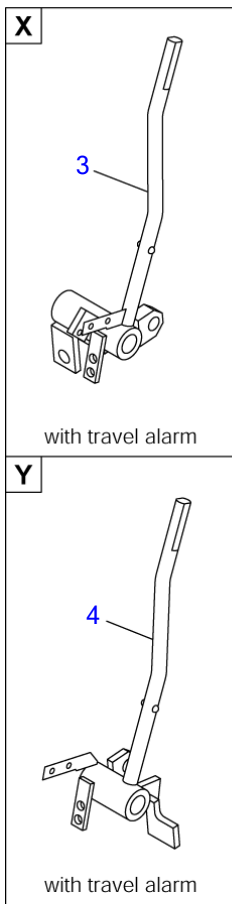


B5B040

S=1/4

SLEW LOCK						
Item	Part number	Description	Q'ty	Chan.	Serial No.	Serv. Remarks
		PIN ASSY, slew lock				X03222-15000-4
1	0322215100	BOSS	1			
2	0322215200	ROD	1			
3	0412203300	ROD	1			
4	0412203400	PIN	1			
5	1100041020	BOLT	2			
6	1140020010	WASHER, spring	2			
7	1224010008	RING, retaining	1			
8	1210012516	PIN, split	1			
9	0543208900	GRIP	1			
	B5b190					

TB108 Book No. BB5Z104 S/N 10820001-  
TRAVEL LEVER



B5B201

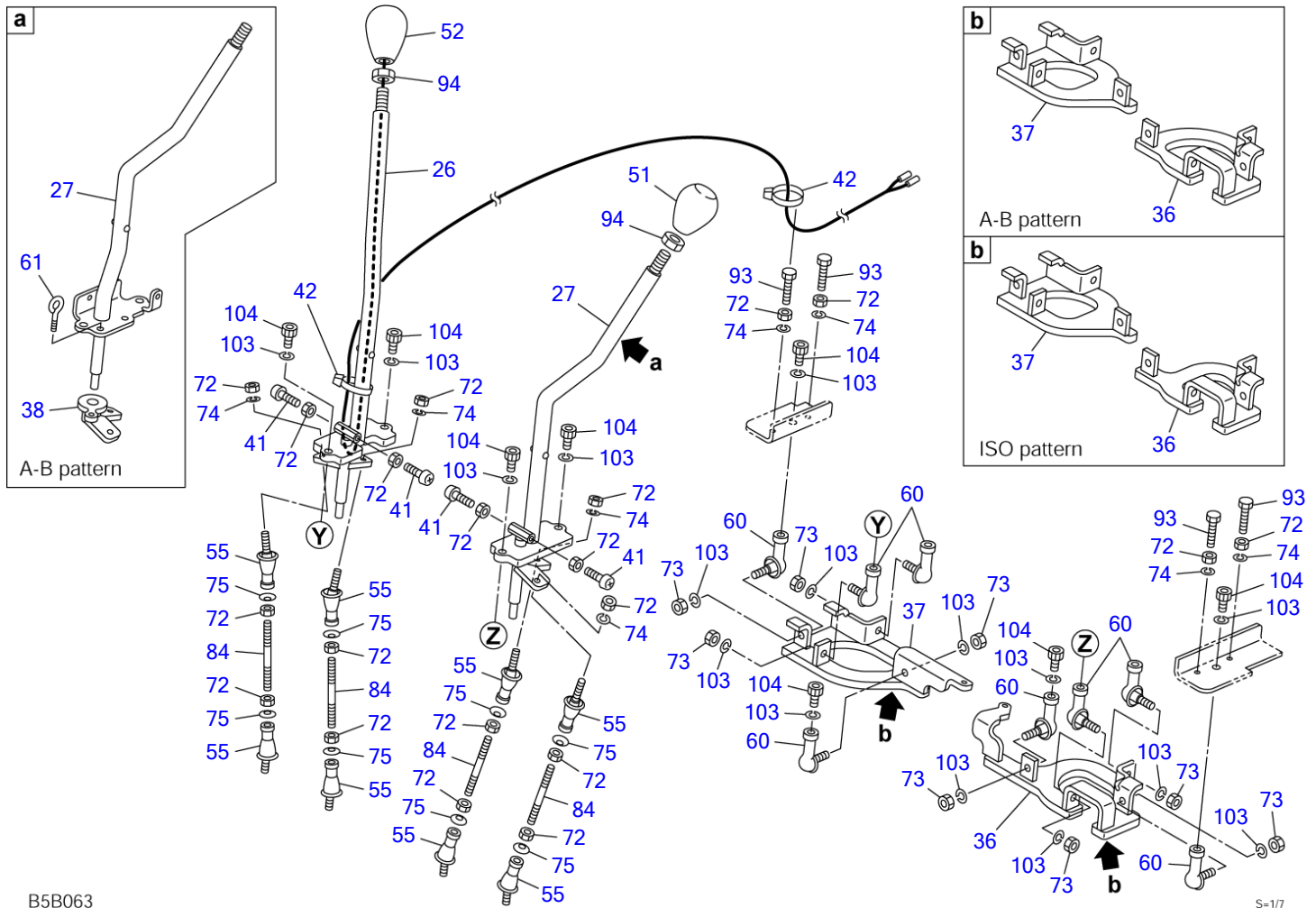
S=1/6



**TRAVEL LEVER**

Item	Part number	Description	Q'ty	Chan.	Serial No.	Serv.	Remarks
		LEVER ASSY, control (ISO-JCB pattern)					X03232-78000-2
		LEVER ASSY, control (ISO-JCB pattern) (with travel alarm)					X03232-78600-2
		LEVER ASSY, control (A-B pattern)					X03232-78300-1
		LEVER ASSY, control (ISO pattern)					X03232-78200-2
		LEVER ASSY, control (ISO pattern) (with travel alarm)					X03232-78700-2
2	<b>0323264200</b>	LEVER	1				
2-5	<b>1333001515</b>	• BUSHING	2				
3	<b>0323274700</b>	LEVER	1				
	<b>0324263700</b>	LEVER	1			M	with travel alarm
3-11	<b>1333001515</b>	• BUSHING	2				
4	<b>0323274800</b>	LEVER	1				
	<b>0324263800</b>	LEVER	1			M	with travel alarm
4-10	<b>1333001515</b>	• BUSHING	2				
7	<b>0323274360</b>	GUARD	1				
8	<b>0323274371</b>	GUARD	1				
9	<b>1653917006</b>	TRIM	2				sold by the meter
14	<b>1121050630</b>	SET-SCREW	2				
18	<b>0323264780</b>	SHAFT	1				
19	<b>0323268790</b>	LEVER	1				
25	<b>0323268850</b>	PLATE	2				
40	<b>0323264360</b>	BRACKET	1				
43	<b>0323264460</b>	BRACKET	1				
44	<b>0323255900</b>	SPRING	1				
46	<b>0004004815</b>	PIN	6				
48	<b>0323264020</b>	LEVER	1				
49	<b>0323251700</b>	SHAFT	1				
50	<b>1650132050</b>	GRIP	1				
53	<b>1650200520</b>	GRIP	2				
54	<b>1213000520</b>	PIN, spring	1				
56	<b>1121050640</b>	SET-SCREW	1				
62	<b>1224010012</b>	RING, retaining	2				
63	<b>1100040612</b>	BOLT	2				
64	<b>1620050000</b>	LINK	1				
67	<b>1214000005</b>	PIN, snap	6				
68	<b>1100040616</b>	BOLT	1				
72	<b>1130040006</b>	NUT	8				
74	<b>1140020006</b>	WASHER, spring	6				
75	<b>1225000006</b>	WASHER	4				
76	<b>1131530006</b>	NUT	2				
77	<b>0005500010</b>	YOKE	2				
78	<b>0005600004</b>	YOKE	2				
82	<b>0005006135</b>	ROD	1				
83	<b>0005006050</b>	ROD	1				
99	<b>1141110006</b>	WASHER	2				
102	<b>1100040630</b>	BOLT	1				
106	<b>1110040616</b>	SCREW, cap	4				
109	<b>0323206370</b>	SHIM	AR				t=0.2mm
	<b>0323206371</b>	SHIM	AR				t=0.5mm
	<b>0323264372</b>	SHIM	AR				t=1.0mm
	<b>0323206374</b>	SHIM	AR				t=2.5mm
110	<b>0323264373</b>	SHIM	AR				t=1.5mm
115	<b>1130140006</b>	NUT	2				
116	<b>0083252100</b>	WASHER	1				
	<b>B5b202</b>						

TB108 Book No. BB5Z104 S/N 10820001-  
OPERATION LEVER



B5B063

S=1/7

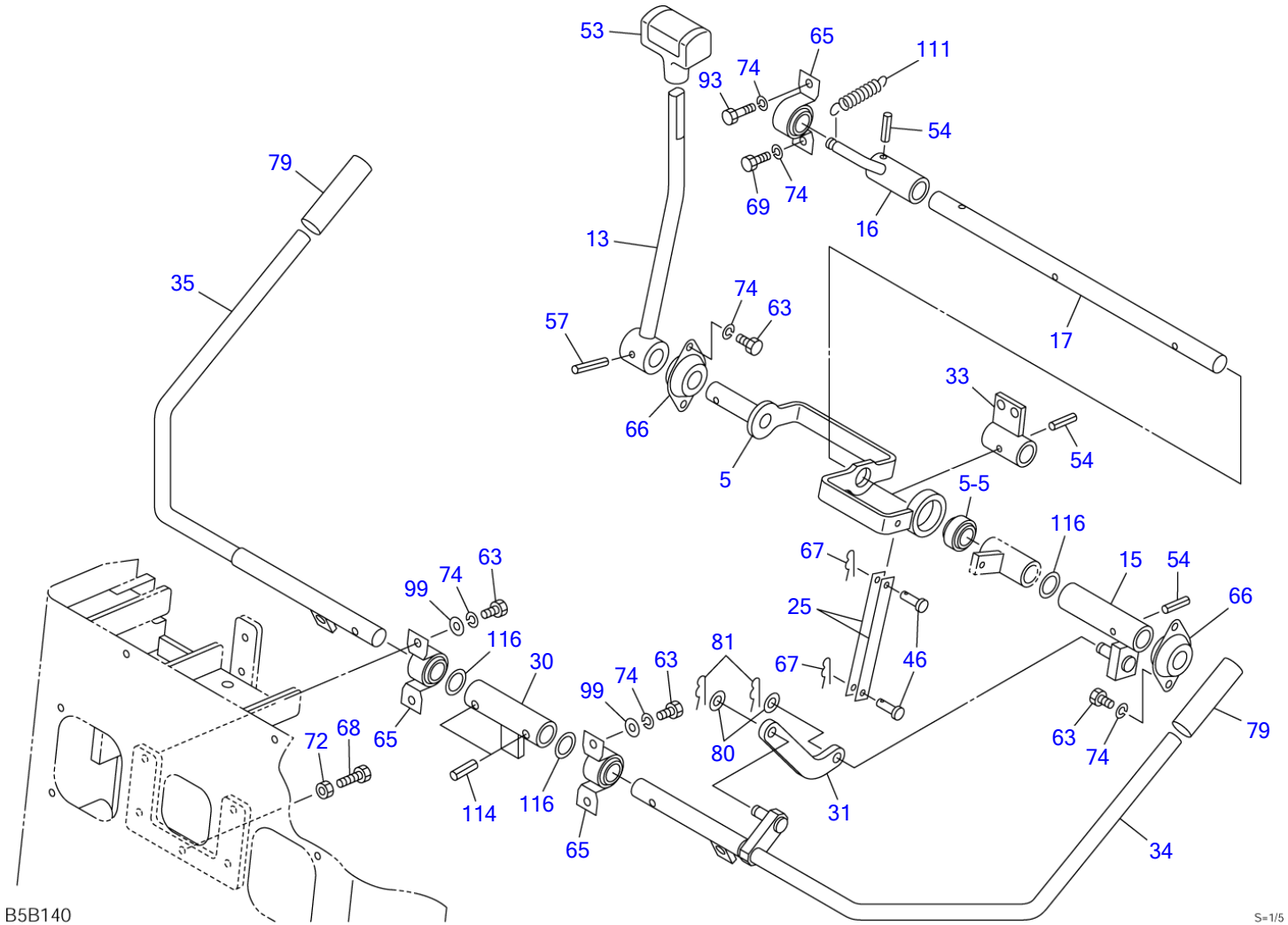
Item	Part number	OPERATION LEVER		Q'ty	Chan.	Serial No.	Serv.	Remarks
		Description						
		LEVER ASSY, control (ISO-JCB pattern)						X03232-78000-2
		LEVER ASSY, control (ISO-JCB pattern) (with travel alarm)						X03232-78600-2
		LEVER ASSY, control (A-B pattern)						X03232-78300-1
		LEVER ASSY, control (ISO pattern)						X03232-78200-2
		LEVER ASSY, control (ISO pattern) (with travel alarm)						X03232-78700-2
26	0323268860	LEVER (R.H.)		1				
27	0323268870	LEVER (L.H.)		1				ISO-JCB pattern
	0323271870	LEVER (L.H.)		1				A-B pattern
	0323268870	LEVER (L.H.)		1				ISO pattern
36	0323268960	BRACKET (L.H.)		1				ISO-JCB pattern
	0323267010	BRACKET (L.H.)		1				A-B pattern
	0323267030	BRACKET (L.H.)		1				ISO pattern
37	0323268970	BRACKET (R.H.)		1				ISO-JCB pattern
	0323267020	BRACKET (R.H.)		1				A-B pattern
	0323267020	BRACKET (R.H.)		1				ISO pattern
38	0323271980	LEVER		1				A-B pattern
41	1120530620	SCREW		4				
42	1652201003	BAND		2				
51	1650200130	GRIP		1				
52	1650200230	GRIP (with switch)		1				
55	1340300060	END, rod		8				
60	1340010080	END, rod		8				
61	1121601106	BOLT		1				A-B pattern
72	1130040006	NUT		20				
73	1130040008	NUT		8				
74	1140020006	WASHER, spring		8				
75	1225000006	WASHER		8				
84	0413206900	ROD		4				
93	1100040625	BOLT		4				
94	1131040012	NUT		2				
103	1140020008	WASHER, spring		16				
104	1110040820	SCREW, cap		8				
	B5b212							



**SWING PEDAL & AUX. PEDAL**

Item	Part number	Description	Q'ty	Chan.	Serial No.	Serv.	Remarks
		LEVER ASSY, control (ISO-JCB pattern)					X03232-78000-2
		LEVER ASSY, control (ISO-JCB pattern) (with travel alarm)					X03232-78600-2
		LEVER ASSY, control (A-B pattern)					X03232-78300-1
		LEVER ASSY, control (ISO pattern)					X03232-78200-2
		LEVER ASSY, control (ISO pattern) (with travel alarm)					X03232-78700-2
20	<b>0323264800</b>	LEVER	1				
21	<b>0323264810</b>	LEVER	1				
22	<b>0323264820</b>	LEVER	2				
24	<b>0323268840</b>	PLATE	4				
28	<b>0323264880</b>	PEDAL	1				
29	<b>0323264890</b>	PEDAL	1				
46	<b>0004004815</b>	PIN	4				
59	<b>1213000325</b>	PIN, spring	1				
63	<b>1100040612</b>	BOLT	5				
65	<b>1332001518</b>	MINI-PILLOW	1				
66	<b>1332051518</b>	MINI-PILLOW	2				
67	<b>1214000005</b>	PIN, snap	4				
68	<b>1100040616</b>	BOLT	2				
69	<b>1100040620</b>	BOLT	1				
70	<b>1100040640</b>	BOLT	2				
72	<b>1130040006</b>	NUT	6				
74	<b>1140020006</b>	WASHER, spring	9				
98	<b>1110040620</b>	SCREW, cap	1				
99	<b>1141110006</b>	WASHER	2				
105	<b>1225110006</b>	WASHER	2				
	<b>B5b222</b>						

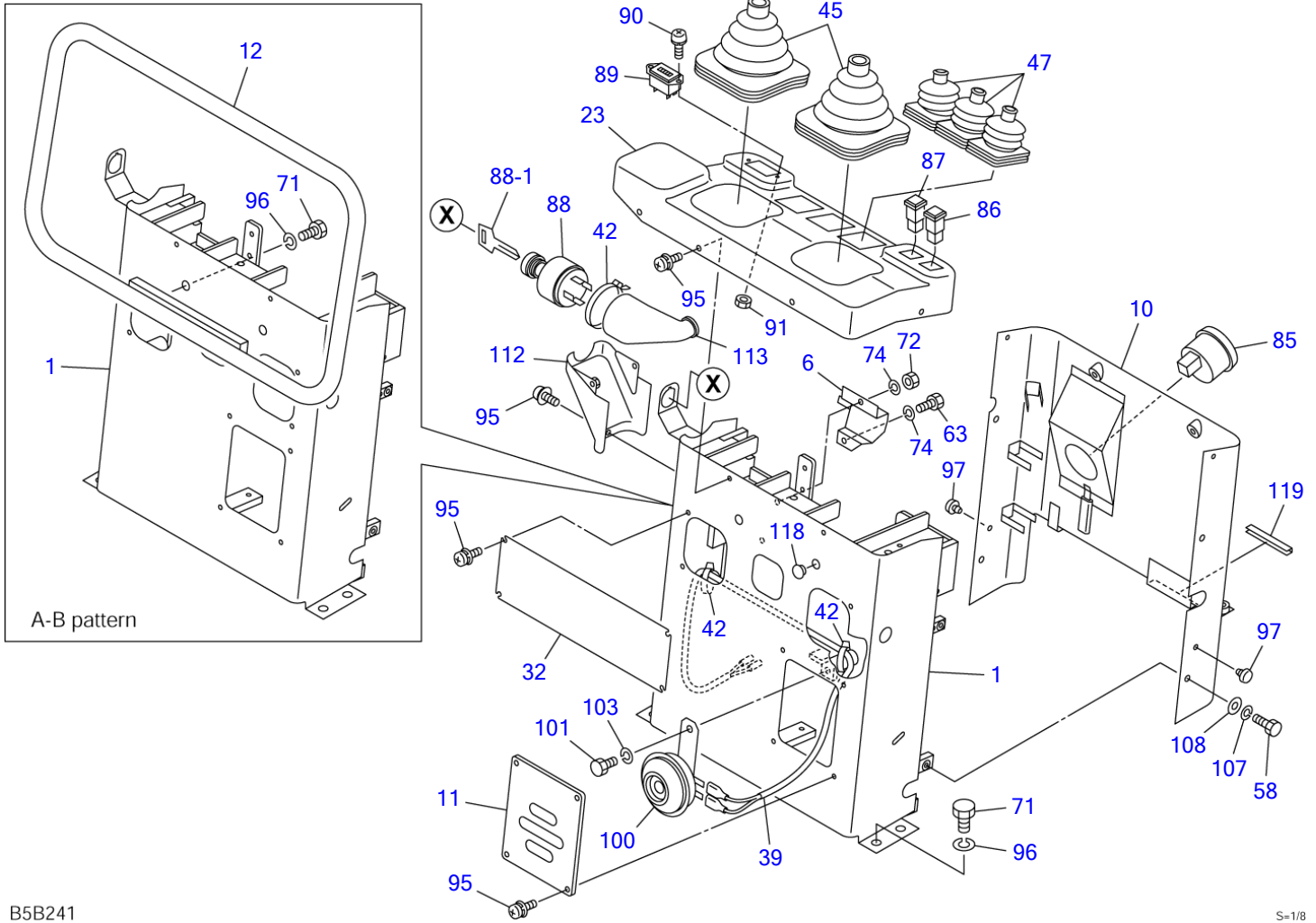
TB108 Book No. BB5Z104 S/N 10820001-  
DOZER BLADE LEVER



B5B140

S=1/5

DOZER BLADE LEVER						
Item	Part number	Description	Q'ty	Chan.	Serial No.	Serv. Remarks
		LEVER ASSY, control (ISO-JCB pattern)				X03232-78000-2
		LEVER ASSY, control (ISO-JCB pattern) (with travel alarm)				X03232-78600-2
		LEVER ASSY, control (A-B pattern)				X03232-78300-1
		LEVER ASSY, control (ISO pattern)				X03232-78200-2
		LEVER ASSY, control (ISO pattern) (with travel alarm)				X03232-78700-2
5	0323268500	LEVER	1			
5-5	1334001150	• BUSHING	1			
13	0323274300	LEVER	1			
15	0323268750	LEVER	1			
16	0323268760	LEVER	1			
17	0323268770	SHAFT	1			
25	0323268850	PLATE	2			
30	0323267900	PIPE	1			
31	0323268910	PLATE	1			
33	0323268930	STOPPER	1			
34	0323267940	LEVER (L.H.)	1			
35	0323267930	LEVER (R.H.)	1			
46	0004004815	PIN	2			
53	1650200520	GRIP	1			
54	1213000520	PIN, spring	3			
57	1213000525	PIN, spring	1			
63	1100040612	BOLT	8			
65	1332001518	MINI-PILLOW	3			
66	1332051518	MINI-PILLOW	2			
67	1214000005	PIN, snap	2			
68	1100040616	BOLT	1			
69	1100040620	BOLT	1			
72	1130040006	NUT	3			
74	1140020006	WASHER, spring	10			
79	1650202300	CAP	2			
80	1141110008	WASHER	2			
81	1214010006	PIN, snap	2			
93	1100040625	BOLT	1			
99	1141110006	WASHER	4			
111	0323264090	SPRING	1			
114	1213000620	PIN, spring	2			
116	0083252100	WASHER	3			
	B5b232					

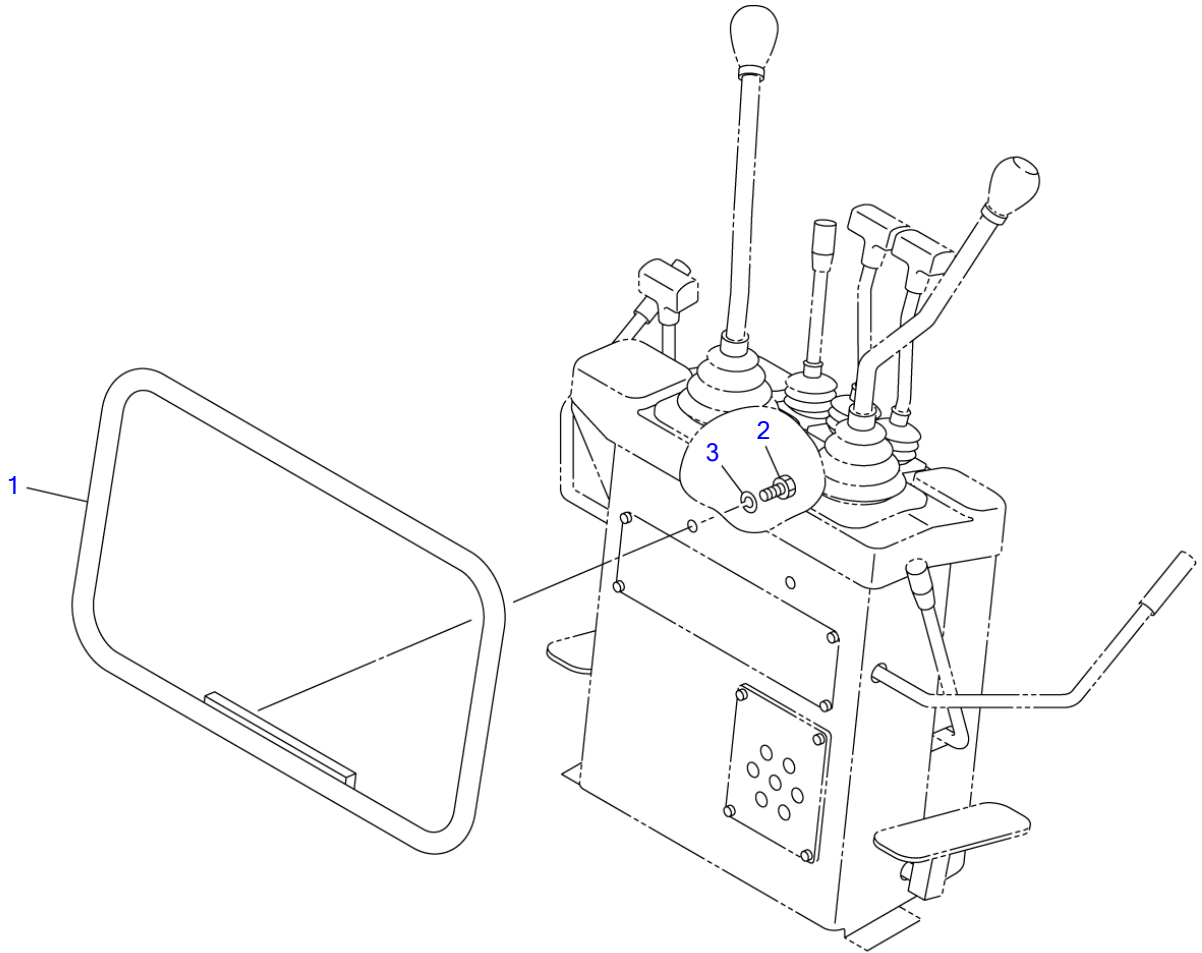


B5B241

S=1/8



Item	Part number	Description	STAND	Q'ty	Chan.	Serial No.	Serv.	Remarks
		LEVER ASSY, control (ISO-JCB pattern)						X03232-78000-2
		LEVER ASSY, control (ISO-JCB pattern) (with travel alarm)						X03232-78600-2
		LEVER ASSY, control (A-B pattern)						X03232-78300-1
		LEVER ASSY, control (ISO pattern)						X03232-78200-2
		LEVER ASSY, control (ISO pattern) (with travel alarm)						X03232-78700-2
1	0324264100	STAND		1				
	0323274100	STAND		1				A-B pattern
6	0323274010	GUARD		1				
10	0323278500	COVER		1				
11	0323269710	COVER		1				
12	0323271720	PIPE (A-B pattern)		1				U.S. TAKEUCHI OPT.
23	0323274310	COVER		1				
32	0323267920	PLATE		1				
39	0323264990	HARNESS, wiring		1				
42	1652201003	BAND		4				
45	0335124910	BOOT		2				
47	0363214700	BOOT		3				
58	1100090612	BOLT		4				
63	1100040612	BOLT		1				
71	1100041016	BOLT		6				A-B pattern
	1100041016	BOLT		4				
72	1130040006	NUT		2				
74	1140020006	WASHER, spring		2				
85	1730100010	THERMOMETER		1				
86	1700550002	LAMP, charge		1				
87	1700550003	LAMP, oil		1				
88	1700100052	SWITCH, starter		1				
88-1	1700100019	KEY		1				
89	1730000500	METER, hour		1				
90	1150110312	SCREW		2				
91	1130030003	NUT		2				
95	1150420510	BOLT, sems		14				
96	1140020010	WASHER, spring		4				
	1140020010	WASHER, spring		6				A-B pattern
97	1652515000	RUBBER, cushion		2				
100	1703500712	HORN		1				
101	1100040812	BOLT		1				
103	1140020008	WASHER, spring		1				
107	1140090006	WASHER, spring		4				
108	1141190006	WASHER		4				
112	0323274340	COVER		1				
113	0323274330	COVER		1				
118	1652533019	CAP		2				
119	1654606007	SEAL		1				sold by the meter
	<b>B5b242</b>							



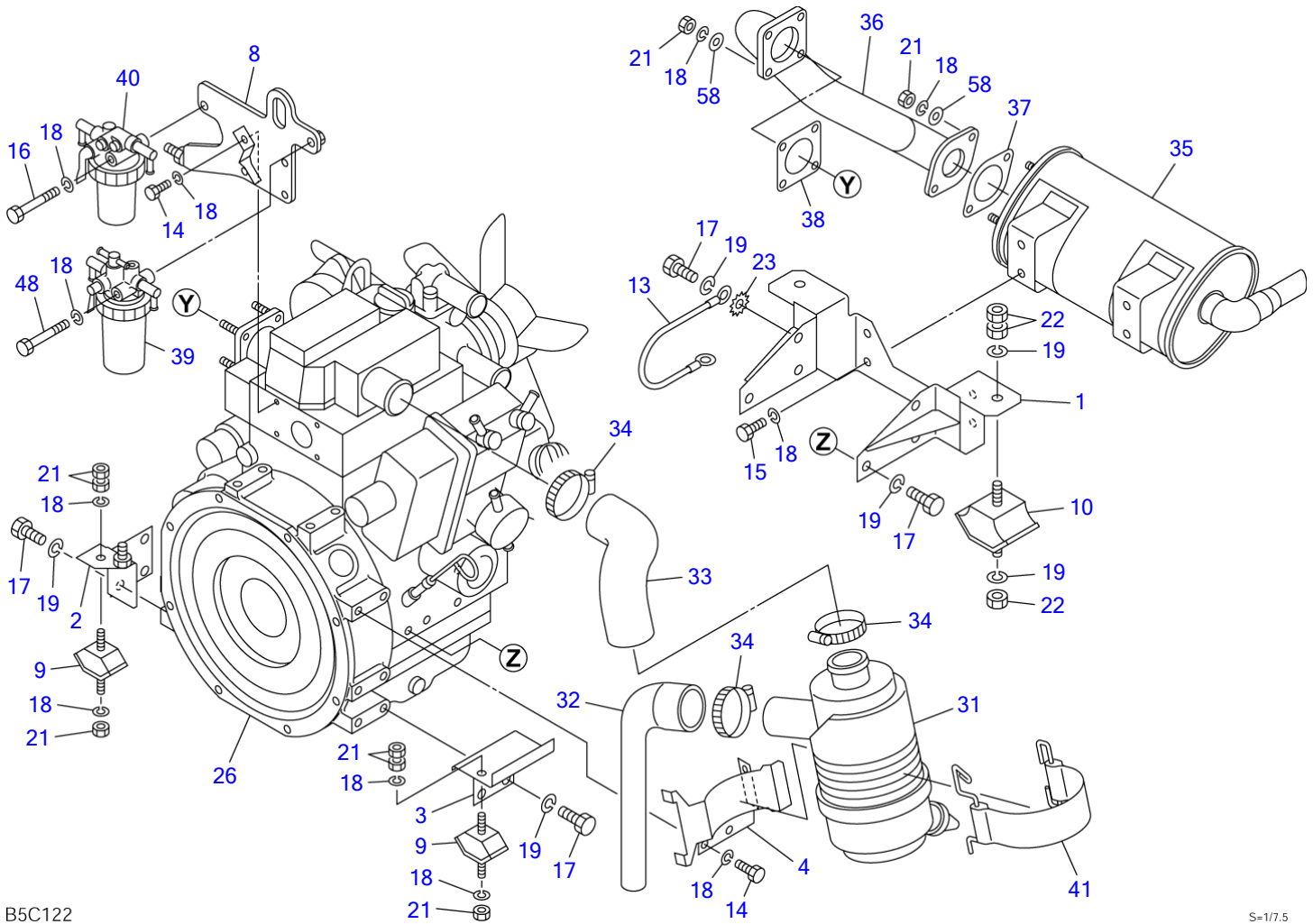
B5B250

S=1/7

**FRONT PIPE**

Item	Part number	Description	Q'ty	Chan.	Serial No.	Serv.	Remarks
		PIPE ASSY, front					X03232-72500-1
1	<b>0323271720</b>	PIPE	1				
2	<b>1100041016</b>	BOLT	1				
3	<b>1140020010</b>	WASHER, spring	4				
	<b>B5b250</b>						

TB108 Book No. BB5Z104 S/N 10820001-  
ENGINE & ACCESSORIES (1/2)



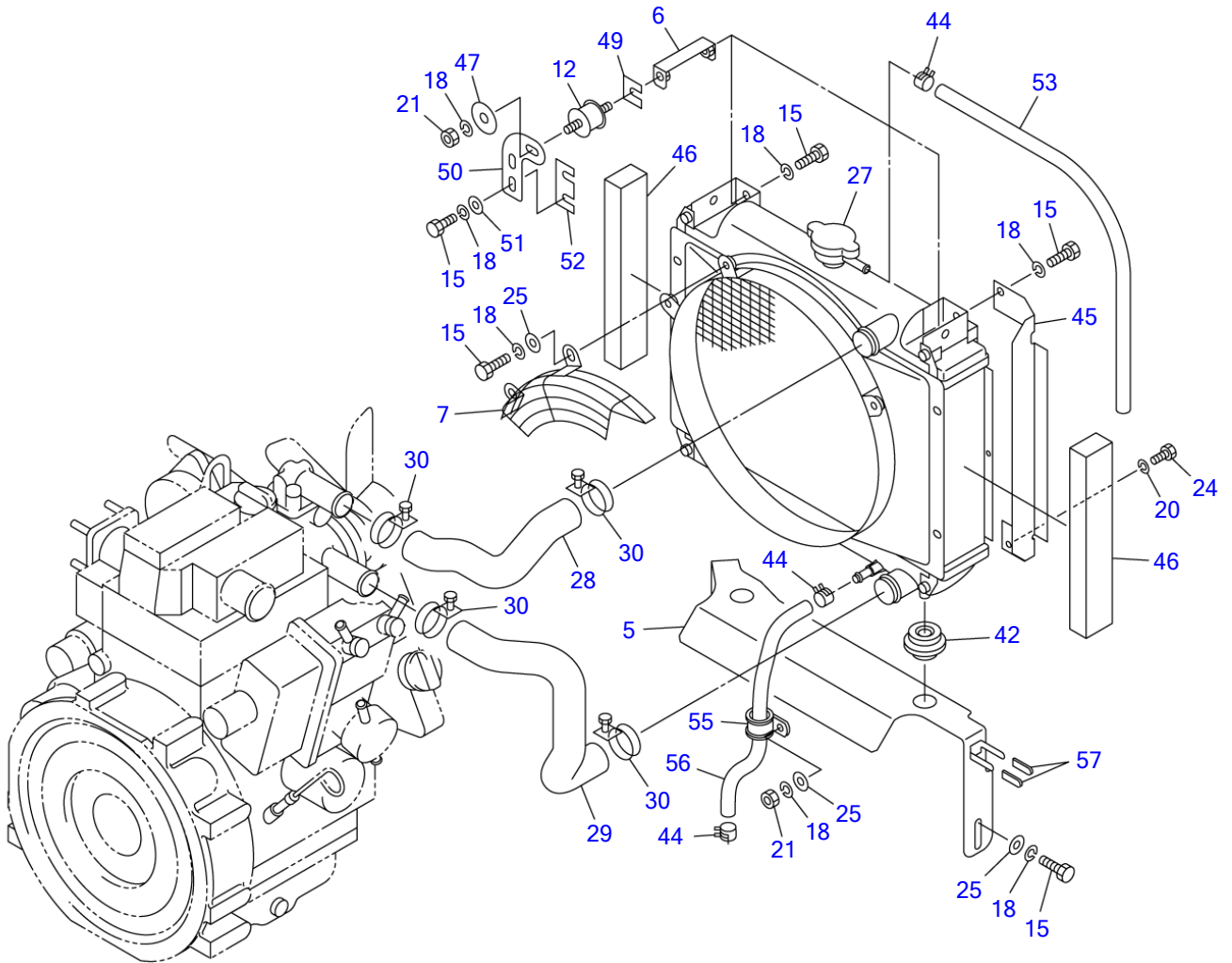
B5C122

S=1/7.5

**ENGINE & ACCESSORIES (1/2)**

Item	Part number	Description	Q'ty	Chan.	Serial No.	Serv.	Remarks
		ENGINE ASSY					X03240-25000-2
1	0324025010	FOOT, engine	1				
2	0324025020	FOOT, engine (R.H.)	1				
3	0324025030	FOOT, engine (L.H.)	1				
4	0324025400	BRACKET	1				
8	0324025080	PLATE	1				
9	1651044001	RUBBER, cushion	2				
10	1651044002	RUBBER, cushion	2				
13	1702430280	CABLE, earth	1				
14	1100040816	BOLT	6				
15	1100040820	BOLT	4				
16	1100040865	BOLT	1				
17	1100041020	BOLT	14				
18	1140020008	WASHER, spring	22				
19	1140020010	WASHER, spring	18				
21	1130040008	NUT	12				
22	1130040010	NUT	6				
23	1140330010	WASHER	1				
26	1910213001	ENGINE	1				2TNV70-PTB
31	1910170007	CLEANER, air	1				Y119325-12560
32	0324025100	PIPE	1				
33	0324025090	PIPE	1				
34	1910032047	BAND	3				Y23000-060000
35	1910213005	MUFFLER	1				Y119440-13500
36	0324025050	PIPE	1				
37	1910066022	GASKET	1				Y129107-13550
38	1910181022	GASKET	1				Y119515-13200
39	1910210031	FILTER	1				Y119833-55620
40	1910030033	SEPARATOR, water	1				Y129335-55700
41	1910170051	BAND	1				Y119865-12600
48	1100040870	BOLT	1				
58	1141550008	WASHER	6				
	<b>B5c122</b>						

TB108 Book No. BB5Z104 S/N 10820001-  
ENGINE & ACCESSORIES (2/2)

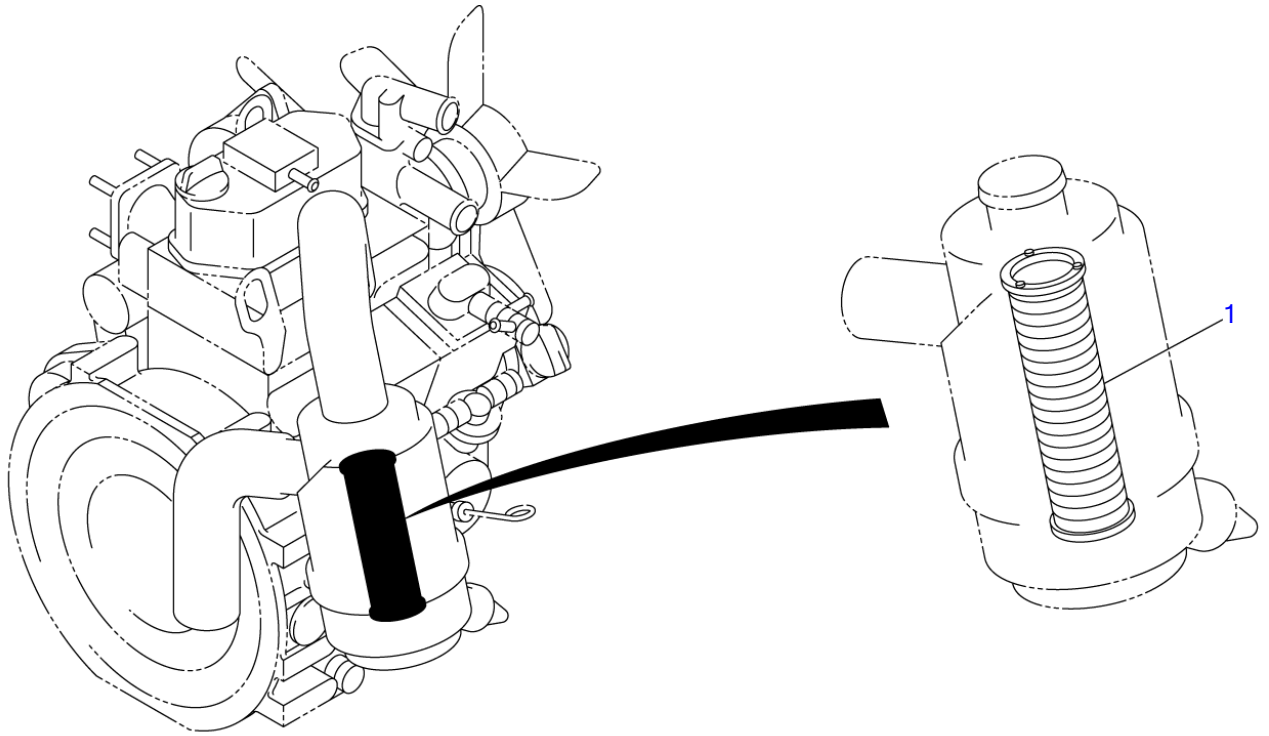


B5C132

S-17.5

**ENGINE & ACCESSORIES (2/2)**

Item	Part number	Description	Q'ty	Chan.	Serial No.	Serv.	Remarks
		ENGINE ASSY					X03240-25000-2
5	0324025005	PLATE	1				
6	0324019610	BRACKET	2				
7	0324025500	NET, wire	1				
12	1651014003	RUBBER, cushion	2				
15	1100040820	BOLT	12				
18	1140020008	WASHER, spring	15				
20	1140020006	WASHER, spring	1				
21	1130040008	NUT	3				
24	1100040616	BOLT	1				
25	1141110008	WASHER	7				
27	1910213002	RADIATOR	1				Y119440-44500
28	0324025210	HOSE	1				
29	0324025220	HOSE	1				
30	1910006013	BAND	4				Y23010-038000
42	1910170052	RUBBER, cushion	2				Y119255-44660
44	1533120012	BAND	3				
45	0324022020	PLATE	1				
46	0324025046	SPONGE	2				
47	0003608003	WASHER	2				
49	0003900042	SPACER	2				
50	0324025151	PLATE	2				
51	0003608252	WASHER	4				
52	0003900043	SPACER	2				
53	1530808065	HOSE	1		10820001~10820090		sold by the meter
	1531407065	HOSE	1	(H)	10820091~		sold by the meter
55	1711900076	CLAMP	1				
56	1530808036	HOSE	1				sold by the meter
57	0872433150	TUBE	2		10820091~		
	B5c132						



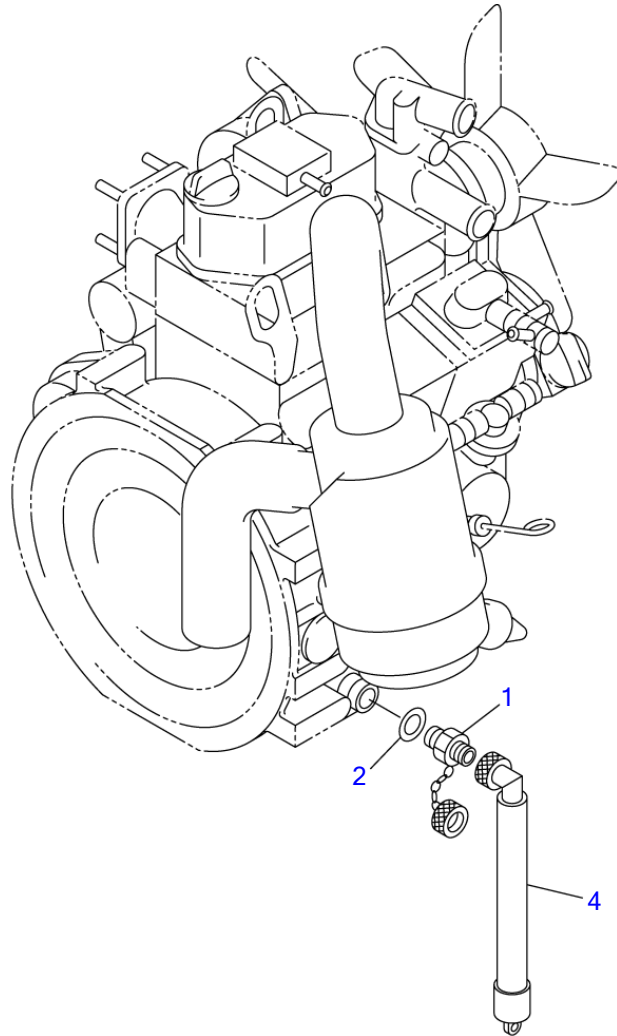
B5C030

S=1/6, 1/4



**AIR CLEANER (for double element)**

Item	Part number	Description	Q'ty	Chan.	Serial No.	Serv.	Remarks
1	<b>1911101342</b> <b>B5c030</b>	ELEMENT ASSY, secondary ELEMENT, secondary	1				X03340-22000-0 fhfjf\fhf\fhf P53-5396



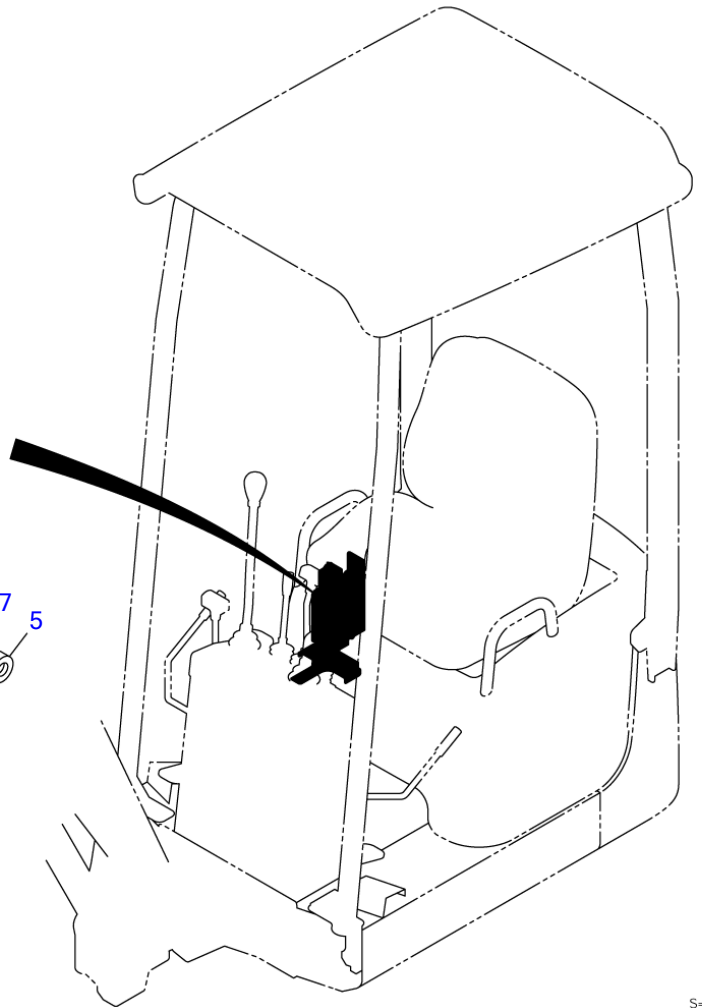
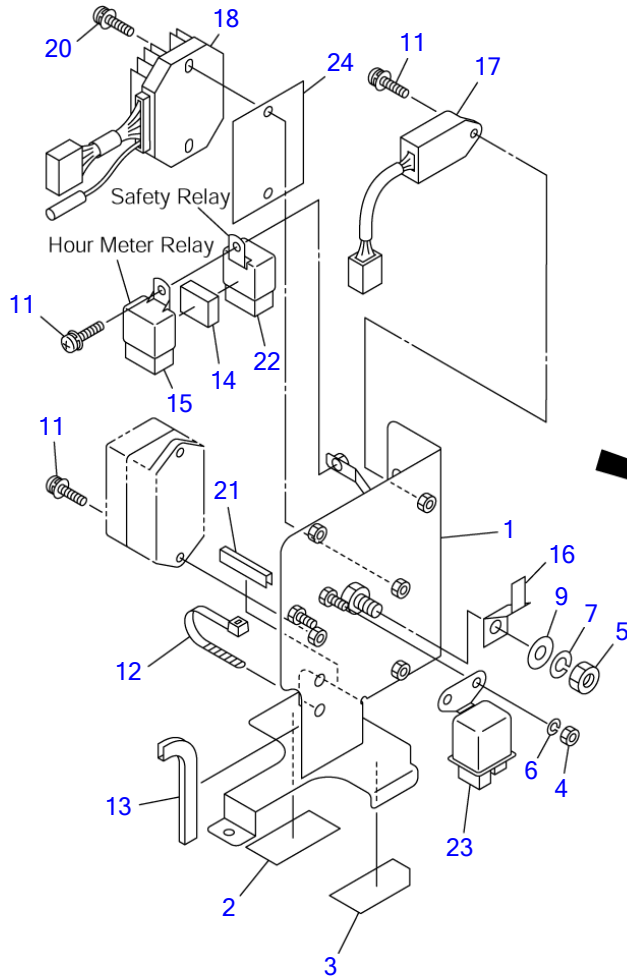
B5C040

S=1/6

**DRAIN PLUG**

Item	Part number	Description	Q'ty	Chan.	Serial No.	Serv.	Remarks
		PLUG ASSY, drain					X03240-16000-2
1	<b>1554501650</b>	PLUG	1				
2	<b>1432116221</b>	WASHER	1				
4	<b>1554512201</b>	TUBE	1				
	<b>B5c041</b>						

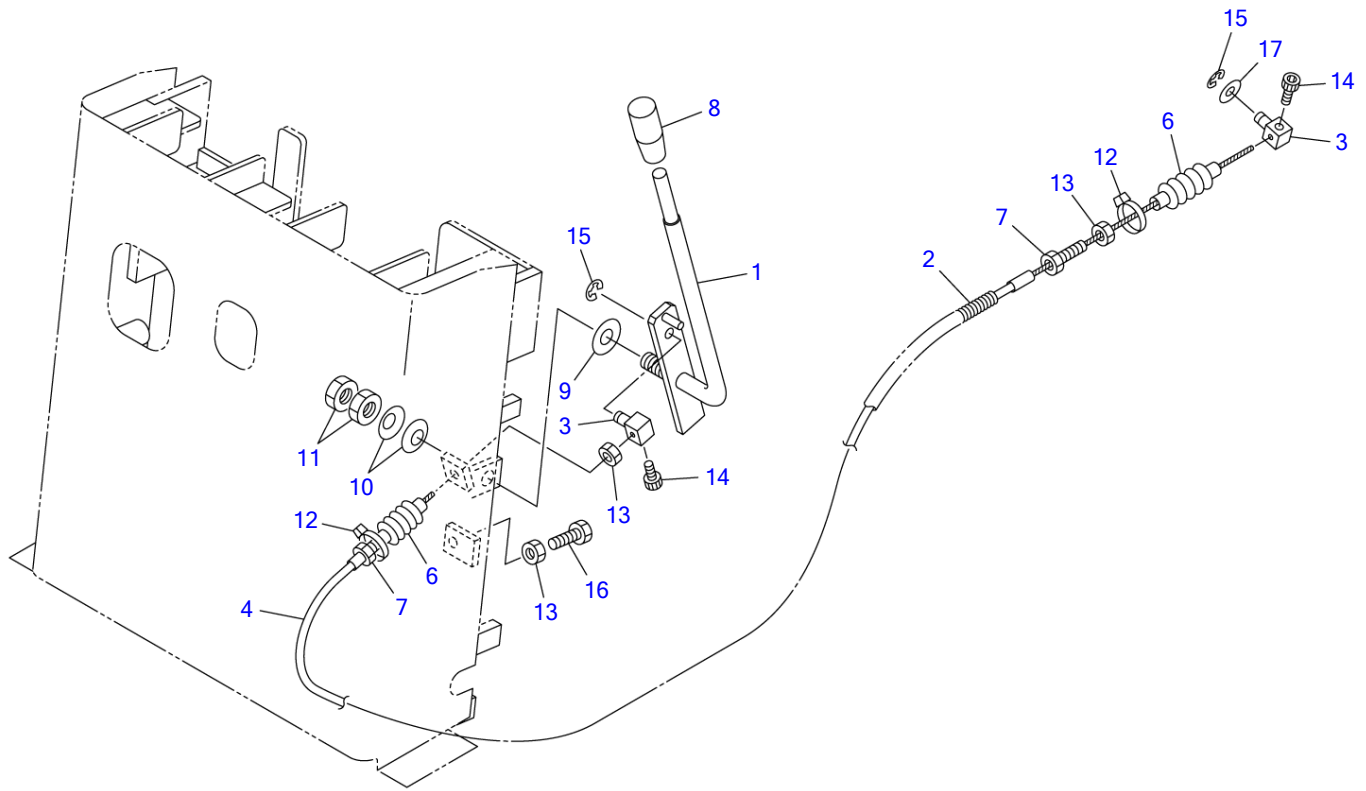
TB108 Book No. BB5Z104 S/N 10820001-  
CONTROL BOX



B5C141

S=1/5, 1/15

Item	Part number	Description	CONTROL BOX			Remarks
			Q'ty	Chan.	Serial No.	
		PANEL ASSY				X03243-18100-1
1	0324318110	PANEL	1			
2	0324318002	PLATE, rubber	1			
3	0324318004	PLATE, rubber	1			
4	1130040006	NUT	2			
5	1130040010	NUT	1			
6	1140020006	WASHER, spring	2			
7	1140020010	WASHER, spring	1			
9	1141110010	WASHER	1			
11	1150410616	SCREW	4			
12	1652231250	BAND	1			
13	1653916011	TRIM	1			
14	1654302003	SPONGE	1			
15	1711900042	RELAY	1			
16	1711900064	PLATE	1			
17	1910152116	UNIT, timer	1			Y 129211-77920
18	1910213104	LIMITER, current	1			Y 119233-77710
20	1150410625	SCREW	2			
21	1653916005	TRIM	1			
22	1910213106	RELAY	1			Y 119247-77100
23	1910161119	RELAY	1			Y 119646-77900
24	0334243300	SHEET	1			
	B5c141					

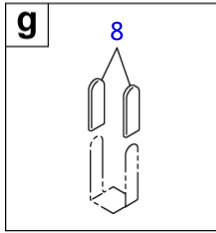
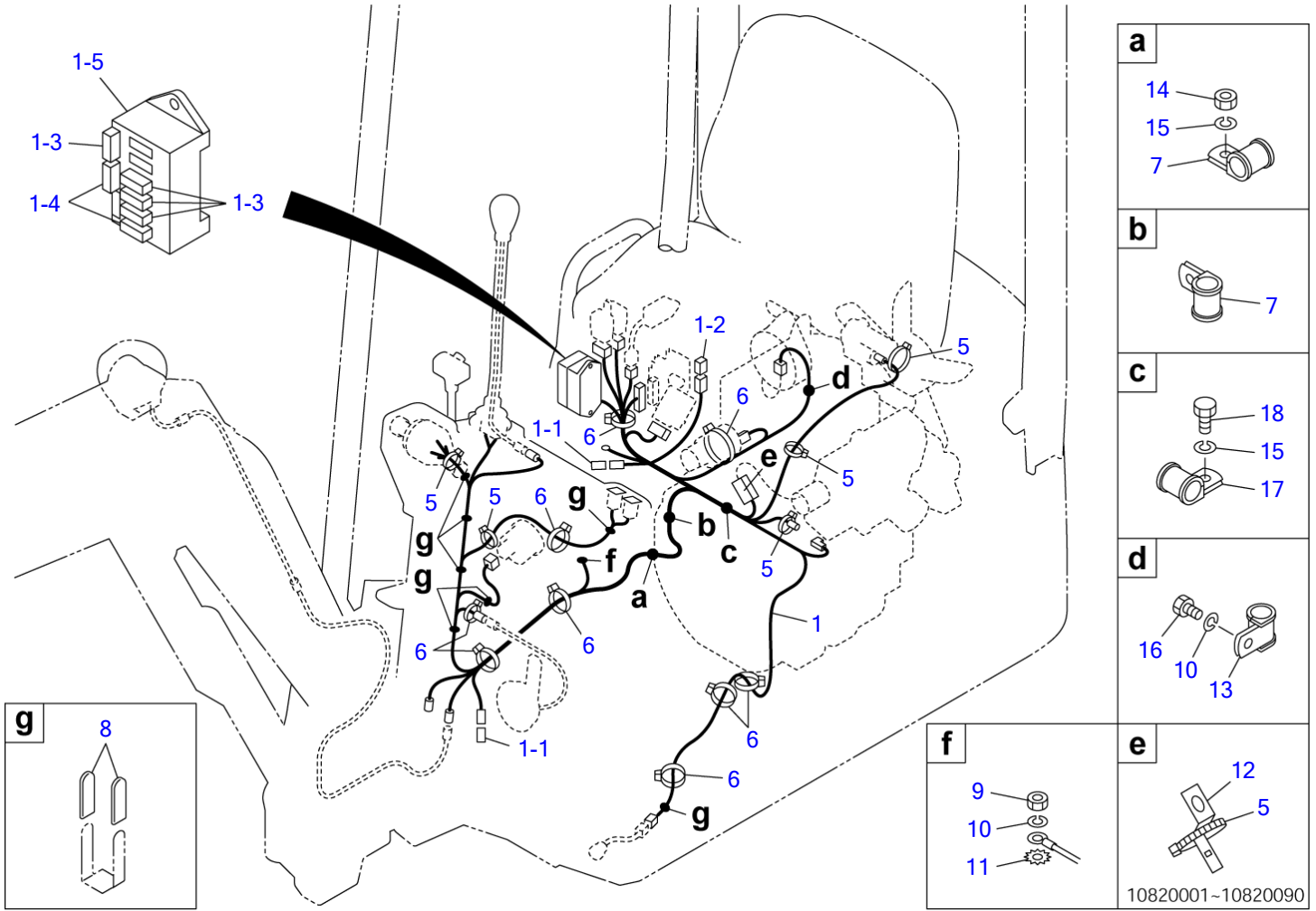


B5C150

S=1/5

**ENGINE CONTROL**

Item	Part number	Description	Q'ty	Chan.	Serial No.	Serv.	Remarks
		CONTROL ASSY, engine					X03241-24500-0
1	<b>0324124100</b>	LEVER	1				
2	<b>1703210745</b>	BOOT	1				
3	<b>0007900020</b>	PIN	2				
4	<b>0414105200</b>	WIRE	1				
6	<b>0007900014</b>	BOOT	2				
7	<b>0007900019</b>	BOLT	2				
8	<b>1650132050</b>	GRIP	1				
9	<b>1141540012</b>	WASHER	1				
10	<b>1225120012</b>	WASHER, conical	2				
11	<b>1130540012</b>	NUT	2				
12	<b>1652201003</b>	BAND	2				
13	<b>1130040008</b>	NUT	3				
14	<b>1110040510</b>	SCREW, cap	2				
15	<b>1224010006</b>	RING, retaining	2				
16	<b>1100040825</b>	BOLT	1				
17	<b>1141110008</b>	WASHER	1				
	<b>B5c150</b>						



B5C162

10820001-10820090

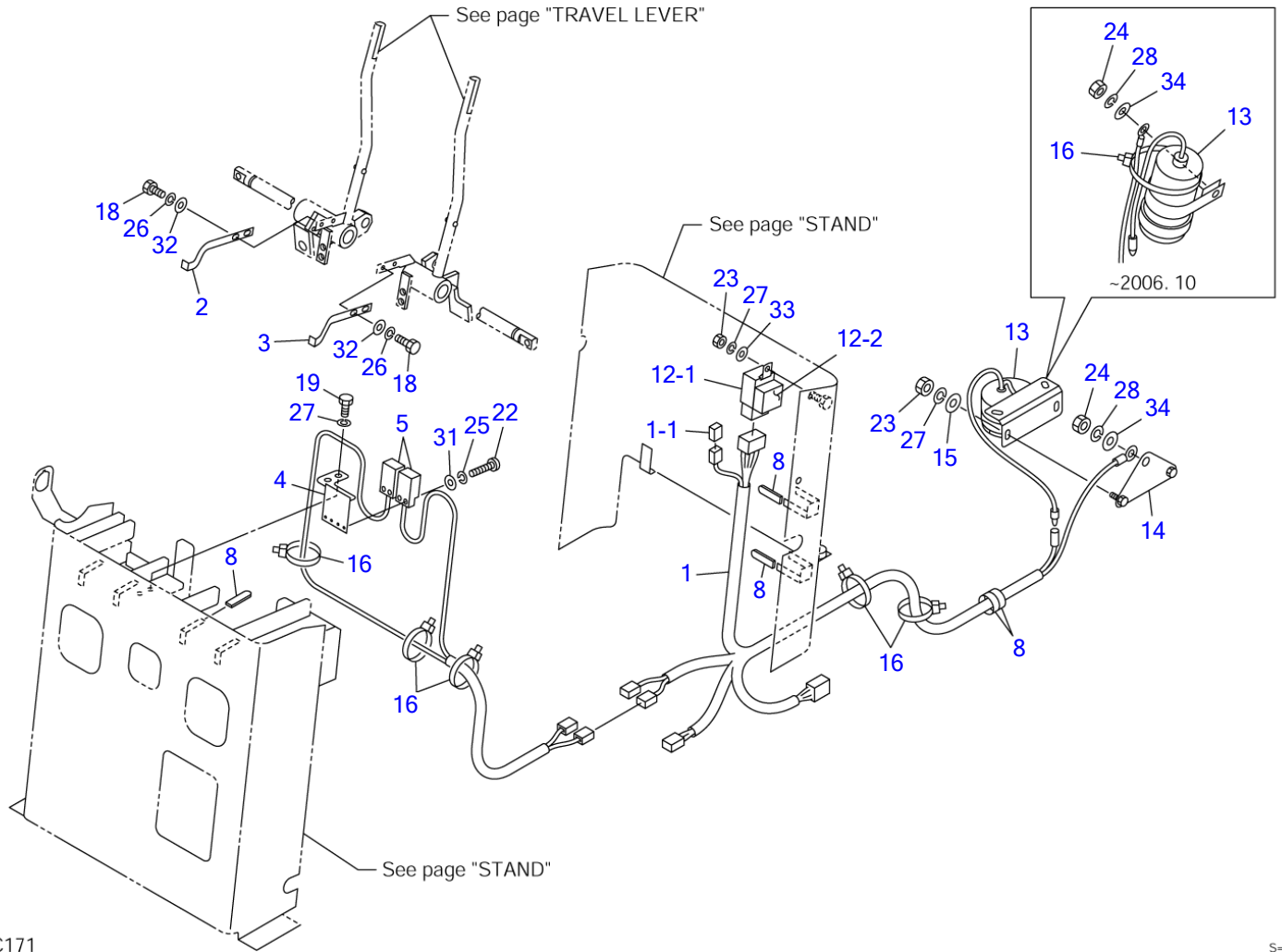
S-1/10



**ELECTRICAL**

Item	Part number	Description	Q'ty	Chan.	Serial No.	Serv.	Remarks
		ELECTRICAL ASSY					X03242-64300-2
1	<b>0324264400</b>	HARNESS ASSY, wiring	1				
1-1	<b>1730500008</b>	▪ DIODE (3A yellow)	2				
1-2	<b>1701330045</b>	▪ LINK, fusible	1				45A
1-3	<b>1701310010</b>	▪ FUSE	4				10A
1-4	<b>1701310030</b>	▪ FUSE	2				30A
1-5	<b>0324262129</b>	▪ BOX, fuse	1				
5	<b>1652231100</b>	BAND	5				
6	<b>1652231250</b>	BAND	10				
7	<b>1711900071</b>	CLAMP	2				
8	<b>0872433150</b>	TUBE	10				
9	<b>1130040008</b>	NUT	1				
10	<b>1140020008</b>	WASHER, spring	2				
11	<b>1140330008</b>	WASHER	1				
12	<b>1711900064</b>	PLATE	1		10820001~10820090		
13	<b>1652900007</b>	CLAMP	1				
14	<b>1130040010</b>	NUT	1				
15	<b>1140020010</b>	WASHER, spring	2				
16	<b>1100040816</b>	BOLT	1				
17	<b>1711900076</b>	CLAMP	1				
18	<b>1100041016</b>	BOLT	1				
	<b>B5c162</b>						

TB108 Book No. BB5Z104 S/N 10820001-  
TRAVEL ALARM



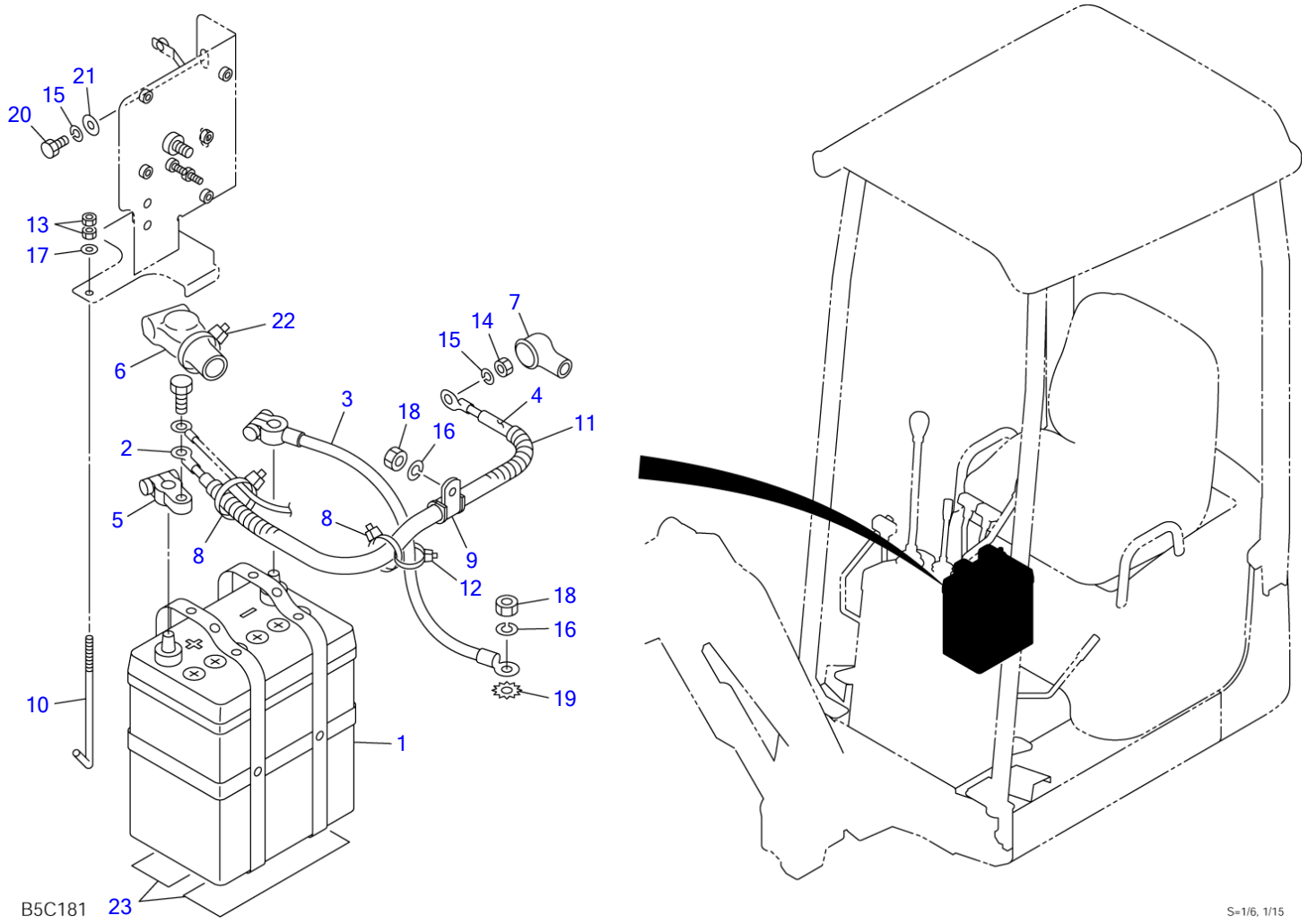
B5C171

S-1/8

TRAVEL ALARM

Item	Part number	Description	Q'ty	Chan.	Serial No.	Serv.	Remarks
		ALAME ASSY, travel					X03242-69000-1
1	0324269010	HARNES, wiring	1				
1-1	1730500008	· DIODE (3A, yellow)	1				
2	0324261210	PLATE	1				
3	0324263010	PLATE	1				
4	0324261130	PLATE	1				
5	1700009010	SWITCH, proximity	2				
8	0872433150	TUBE	8				
12	0334230130	RELAY ASSY	1				
12-1	1711900042	· RELAY	1				
12-2	1654302003	· SPONGE	1				
13	0354211050	BUZZER	1		~2006. 10		
	1703700013	BUZZER	1		2006. 10~	M	No. 23665
14	0564228010	BRACKET	1		2006. 10~	M	
15	0003600110	WASHER	2		2006. 10~	M	
16	1652231250	BAND	6				
18	1100040510	BOLT	4				
19	1100040616	BOLT	2				
22	1120530312	SCREW	4				
23	1130030006	NUT	3				
24	1130030008	NUT	1				
25	1140020003	WASHER, spring	4				
26	1140020005	WASHER, spring	4				
27	1140020006	WASHER, spring	5				
28	1140020008	WASHER, spring	1				
31	1141110003	WASHER	4				
32	1141110005	WASHER	4				
33	1141110006	WASHER	1				
34	1141110008	WASHER	1				
	B5c171						

TB108 Book No. BB5Z104 S/N 10820001-  
BATTERY

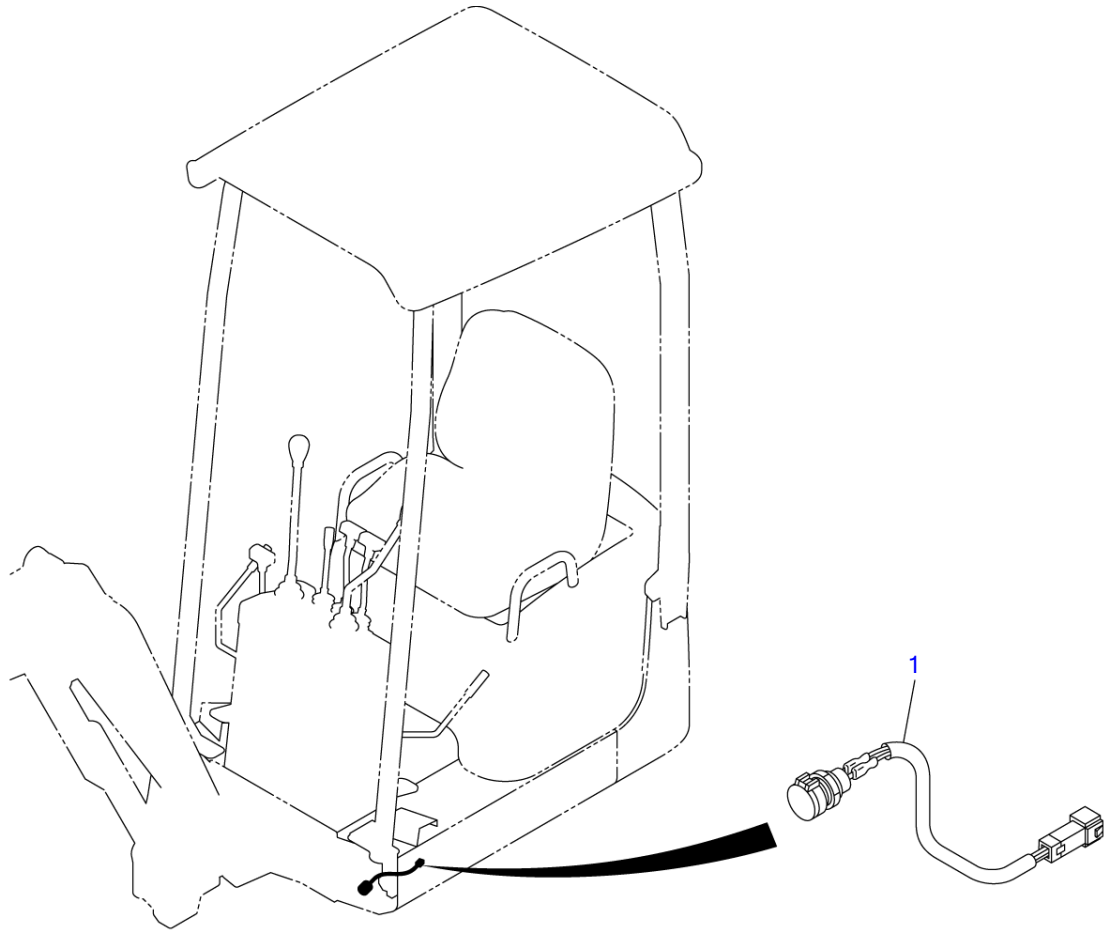


S=1/6, 1/15

<b>BATTERY</b>						
Item	Part number	Description	Q'ty	Chan.	Serial No.	Serv. Remarks
		BATTERY ASSY				X03244-54200-2
1	0324454100	BATTERY	1			
2	1702522035	CABLE, battery	1			
3	1702222032	CABLE, earth	1			
4	1703211024	BOOT	1			
5	1702330040	TERMINAL	1			
6	1702920060	COVER	1			
7	1910213126	CAP	1			Y119773-77030
8	1652231140	BAND	2			
9	1711900076	CLAMP	1			
10	1702106140	BOLT	1		10820001~10820153	
	1702106120	BOLT	1		10820154~	
11	1532215024	TUBE	1			sold by the meter
12	1652231250	BAND	1		10820127~	
13	1130040006	NUT	2			
14	1130040008	NUT	1			
15	1140020008	WASHER, spring	3			
16	1140020010	WASHER, spring	1			
17	1141110006	WASHER	1			
18	1130040010	NUT	2			
19	1140330010	WASHER	1			
20	1100040814	BOLT	2			
21	0003608252	WASHER	2			
22	1652201005	BAND	1			
23	1654705016	RUBBER	2			
	<b>B5c181</b>					

TB108 Book No. BB5Z104 S/N 10820001-  
MAINTENANCE LIGHT SOCKET

---



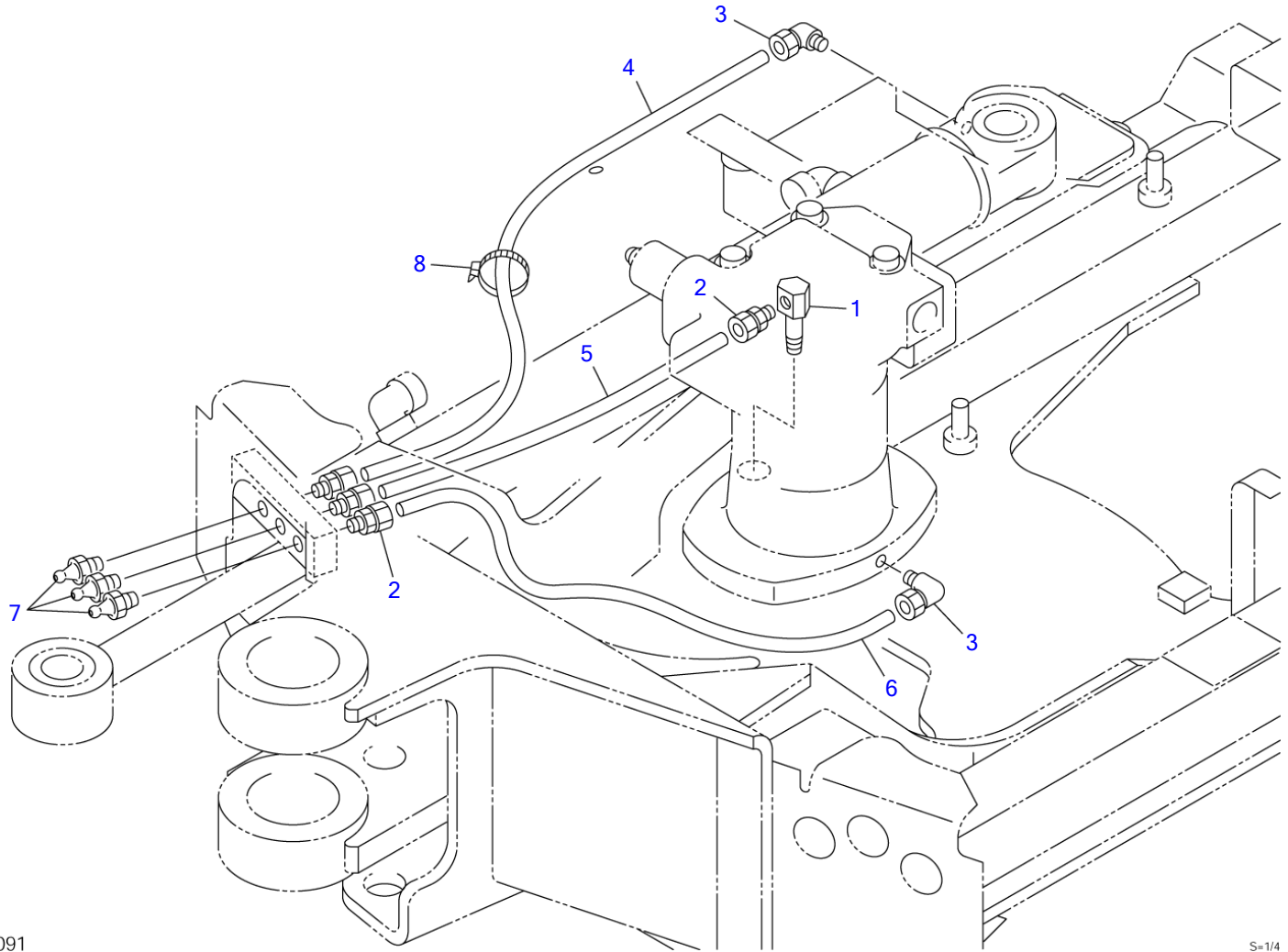
B5C100

S=1/4.5, 1/15

**MAINTENANCE LIGHT SOCKET**

Item	Part number	Description	Q'ty	Chan.	Serial No.	Serv.	Remarks
1	<b>0394203100</b> <b>B5c100</b>	SOCKET ASSY, maintenance light SOCKET ASSY	1				X03942-03000-3

TB108 Book No. BB5Z104 S/N 10820001-  
GREASE PIPING



B5D091

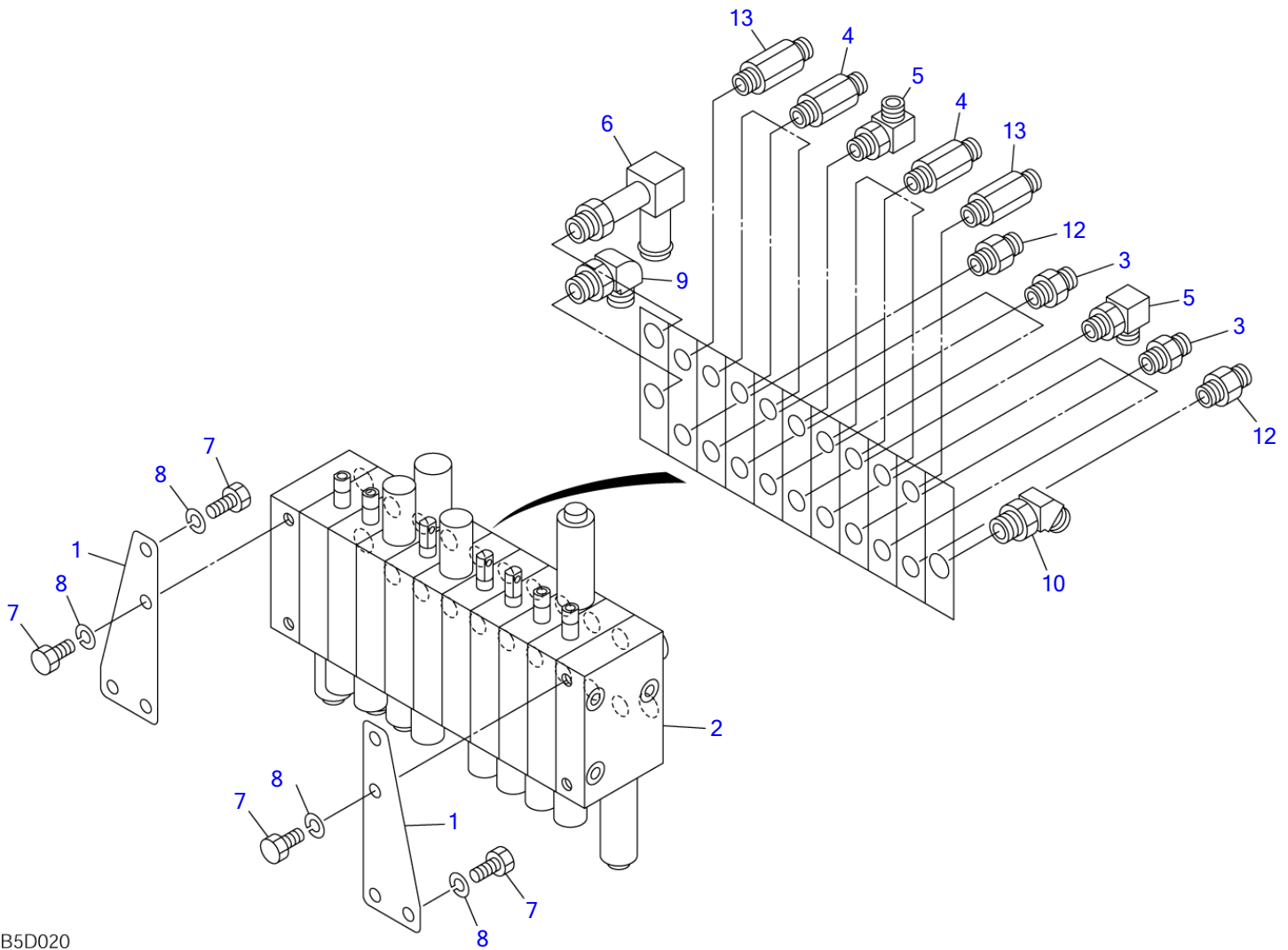
S=1/4



**GREASE PIPING**

Item	Part number	Description	Q'ty	Chan.	Serial No.	Serv.	Remarks
		PIPING ASSY, grease					X03224-01100-1
1	0007262011	ELBOW	1				
2	1532520601	CONNECTOR	4				
3	1532620601	ELBOW	2				
4	1532020663	TUBE	1				sold by the meter
5	1532020634	TUBE	1				sold by the meter
6	1532020644	TUBE	1				sold by the meter
7	1560001000	FITTING, grease	3				
8	1652231100	BAND	1				
	B5d091						

TB108 Book No. BB5Z104 S/N 10820001-  
VALVE & ACCESSORIES



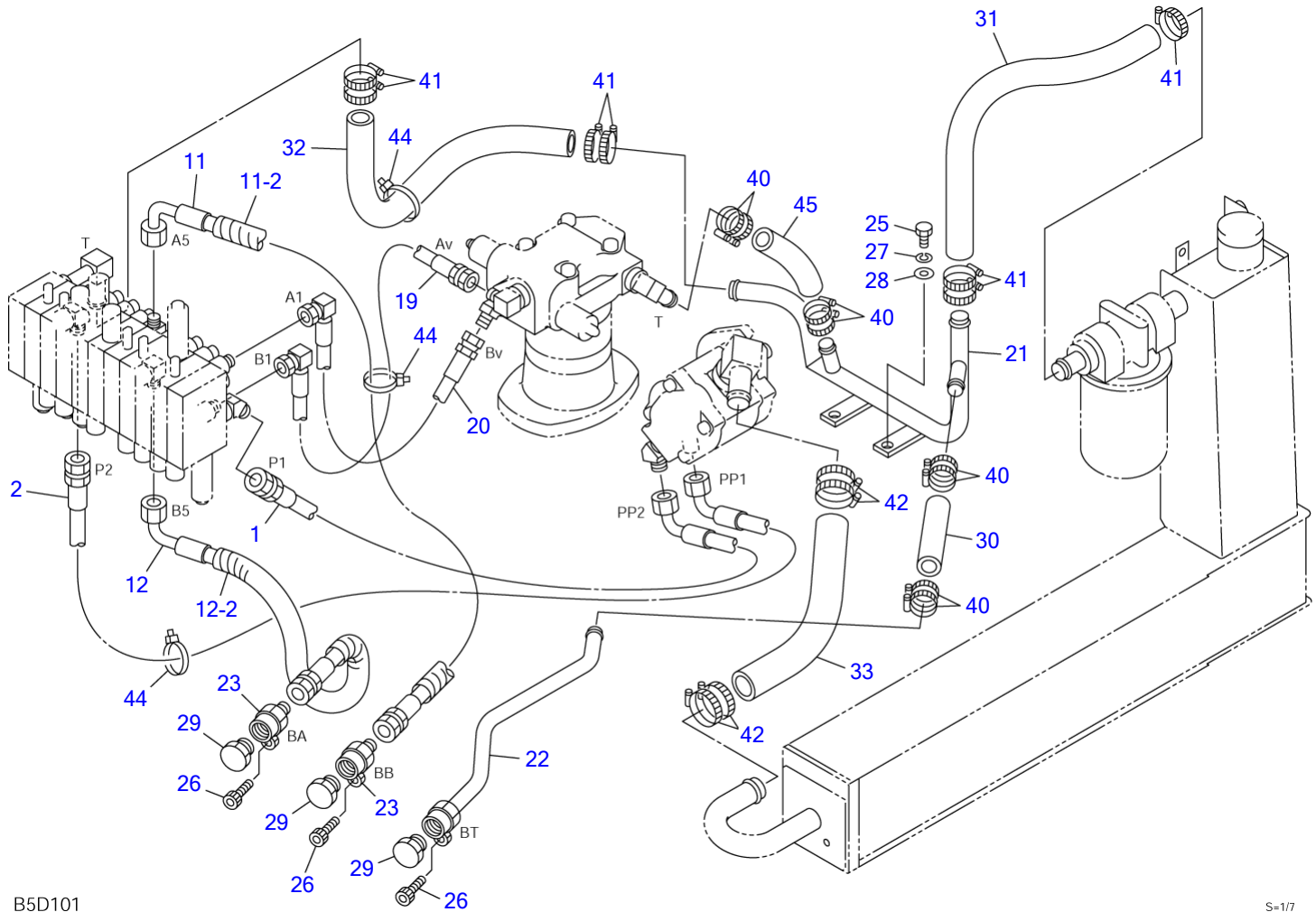
B5D020

S=1/4

**VALVE & ACCESSORIES**

Item	Part number	Description	Q'ty	Chan.	Serial No.	Serv.	Remarks
		VALVE ASSY, control					X03250-56000-4
1	<b>0325054100</b>	PLATE	2				
2	<b>1901040200</b>	VALVE, control	1				
3	<b>1515600200</b>	ADAPTOR	6				
	<b>1420010110</b>	· O-RING	1				
4	<b>0007203034</b>	ADAPTOR	6				
5	<b>1515010130</b>	ELBOW	2				
	<b>1420010110</b>	· O-RING	1				
6	<b>1513350002</b>	ELBOW	1				
	<b>1420010140</b>	· O-RING	1				
7	<b>1100040816</b>	BOLT	8				
8	<b>1140020008</b>	WASHER, spring	8				
9	<b>1515010041</b>	ELBOW	1				
	<b>1420010140</b>	· O-RING	1				
10	<b>1515100111</b>	ELBOW	1				
	<b>1420010140</b>	· O-RING	1				
12	<b>0007203079</b>	ADAPTOR	2				
13	<b>0007203080</b>	ADAPTOR	2				
	<b>B5d021</b>						

TB108 Book No. BB5Z104 S/N 10820001-  
PIPING; UPPER (1/2)



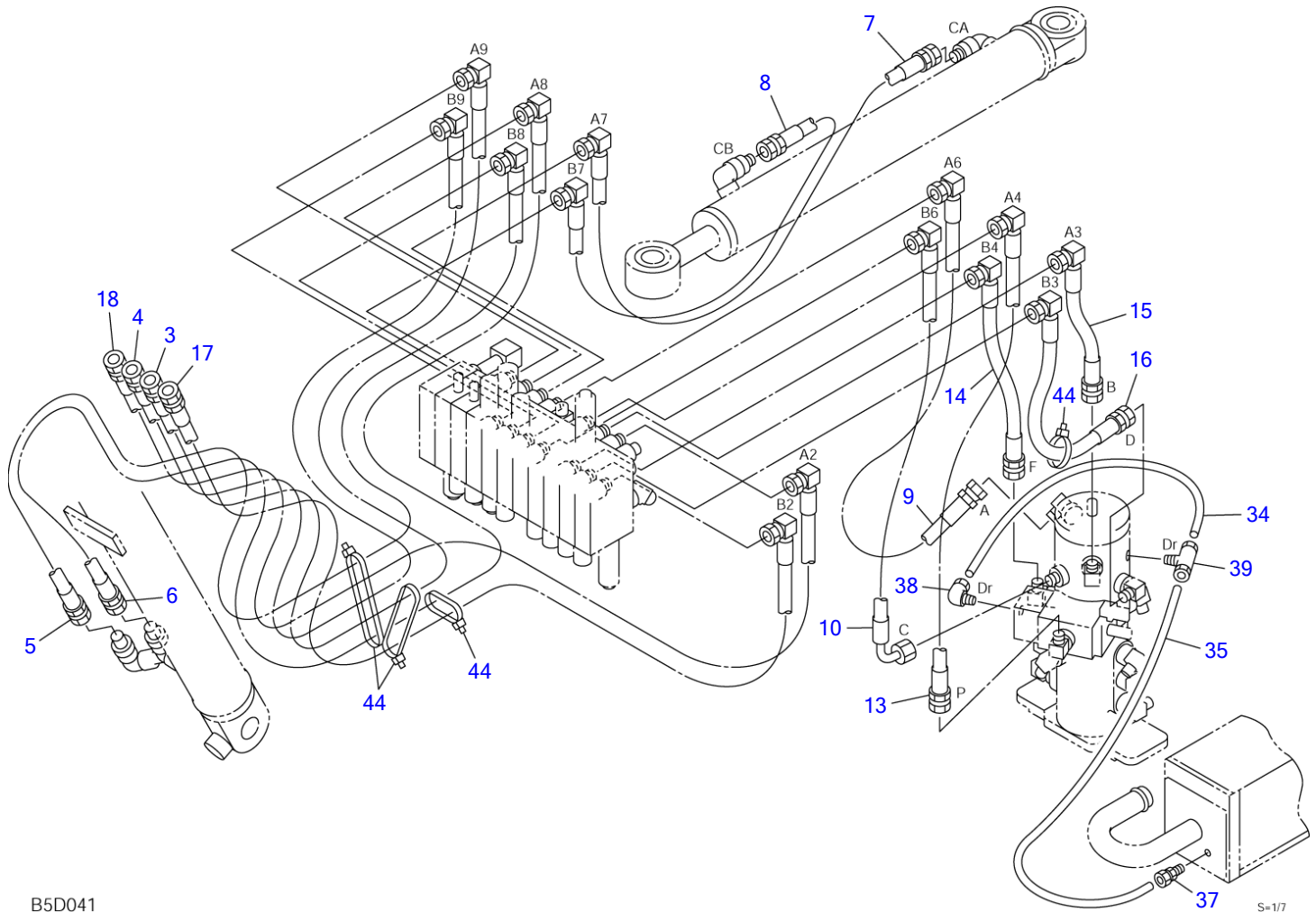
B5D101

S=1/7

PIPING; UPPER (1/2)

Item	Part number	Description	Q'ty	Chan.	Serial No.	Serv.	Remarks
		PIPING ASSY, upper					X03270-59000-2
1	0327059160	HOSE ASSY	1				
2	0327059170	HOSE ASSY	1				
11	0327055110	HOSE ASSY	1				18015-21502
11-2	1532215036	• PROTECTOR	1				sold by the meter
12	0327055130	HOSE ASSY	1				18015-21052
12-2	1532215016	• PROTECTOR	1				sold by the meter
19	0327053420	HOSE ASSY	1				
20	0327053430	HOSE ASSY	1				
21	0327059010	PIPE	1				
22	0327056220	PIPE	1				
23	0417002200	ADAPTOR	2				
25	1100040820	BOLT	2				
26	1110040820	SCREW, cap	3				
27	1140020008	WASHER, spring	2				
28	1141110008	WASHER	2				
29	1501750004	PLUG	3				
	1420010180	• O-RING	1				
30	1530516012	HOSE	1				sold by the meter
31	1530519044	HOSE	1				sold by the meter
32	1530519036	HOSE	1				sold by the meter
33	1530525032	HOSE	1				sold by the meter
	0327059020	HOSE	1	(H)	10820001~10820078 10820079~		
40	1533700025	BAND	8				
41	1533700028	BAND	9				
42	1533700041	BAND	4				
44	1652201007	BAND	3				
45	1530516013	HOSE	1				sold by the meter
	B5d102						

TB108 Book No. BB5Z104 S/N 10820001-  
PIPING; UPPER (2/2)



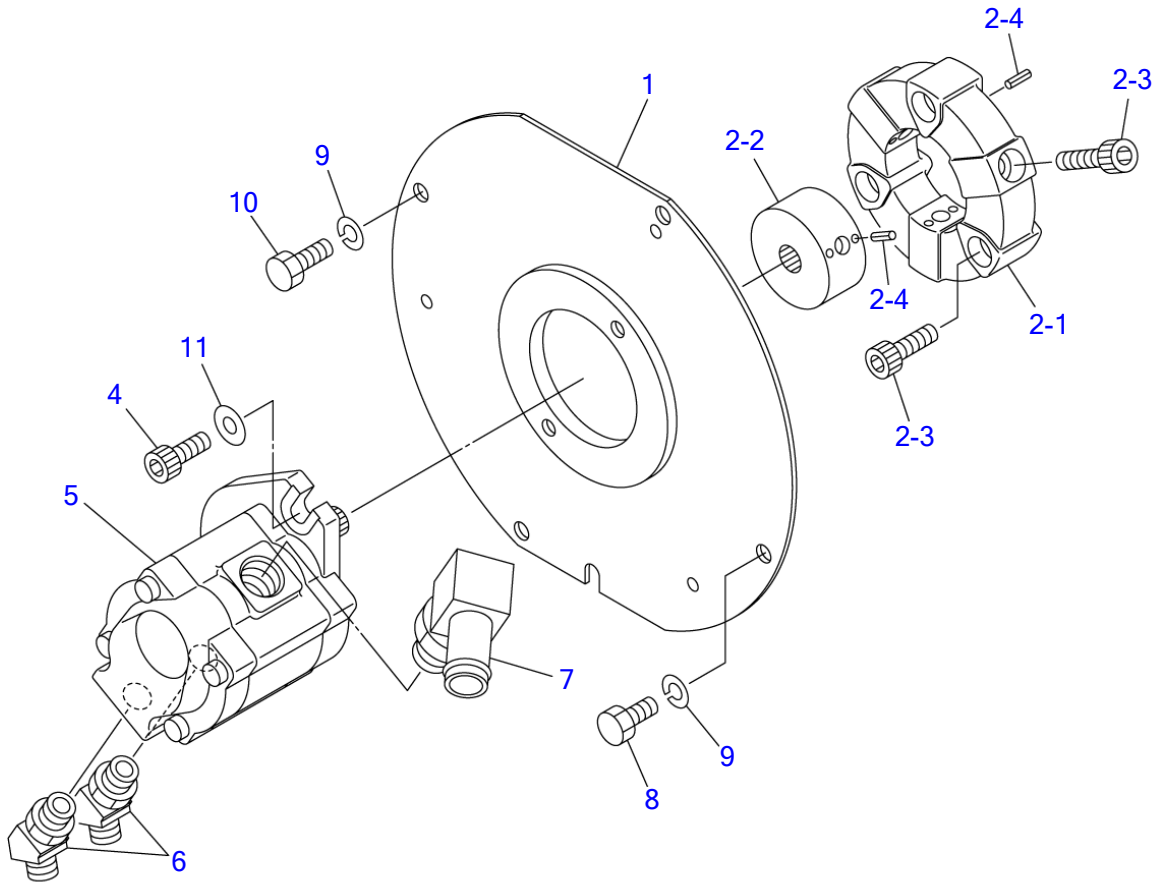
B5D041

S=1/7

**PIPING; UPPER (2/2)**

Item	Part number	Description	Q'ty	Chan.	Serial No.	Serv.	Remarks
		PIPING ASSY, upper					X03270-59000-2
3	0327058260	HOSE ASSY	1				
4	0327058270	HOSE ASSY	1				
5	0327058280	HOSE ASSY	1				
6	0327058290	HOSE ASSY	1				
7	0327053300	HOSE ASSY	1				
8	0327053310	HOSE ASSY	1				
9	0327053320	HOSE ASSY	1				
10	0327053330	HOSE ASSY	1				
13	0327053360	HOSE ASSY	1				
14	0327053370	HOSE ASSY	1				
15	0327053380	HOSE ASSY	1				
16	0327053390	HOSE ASSY	1				
17	0327058400	HOSE ASSY	1				
18	0327058410	HOSE ASSY	1				
34	1532020624	TUBE	1				sold by the meter
35	1532020646	TUBE	1				sold by the meter
37	1532520601	CONNECTOR	1				
38	1532620601	ELBOW	1				
39	1532720601	TEE	1				
44	1652201007	BAND	4				
	<b>B5d112</b>						

TB108 Book No. BB5Z104 S/N 10820001-  
PUMP DRIVE



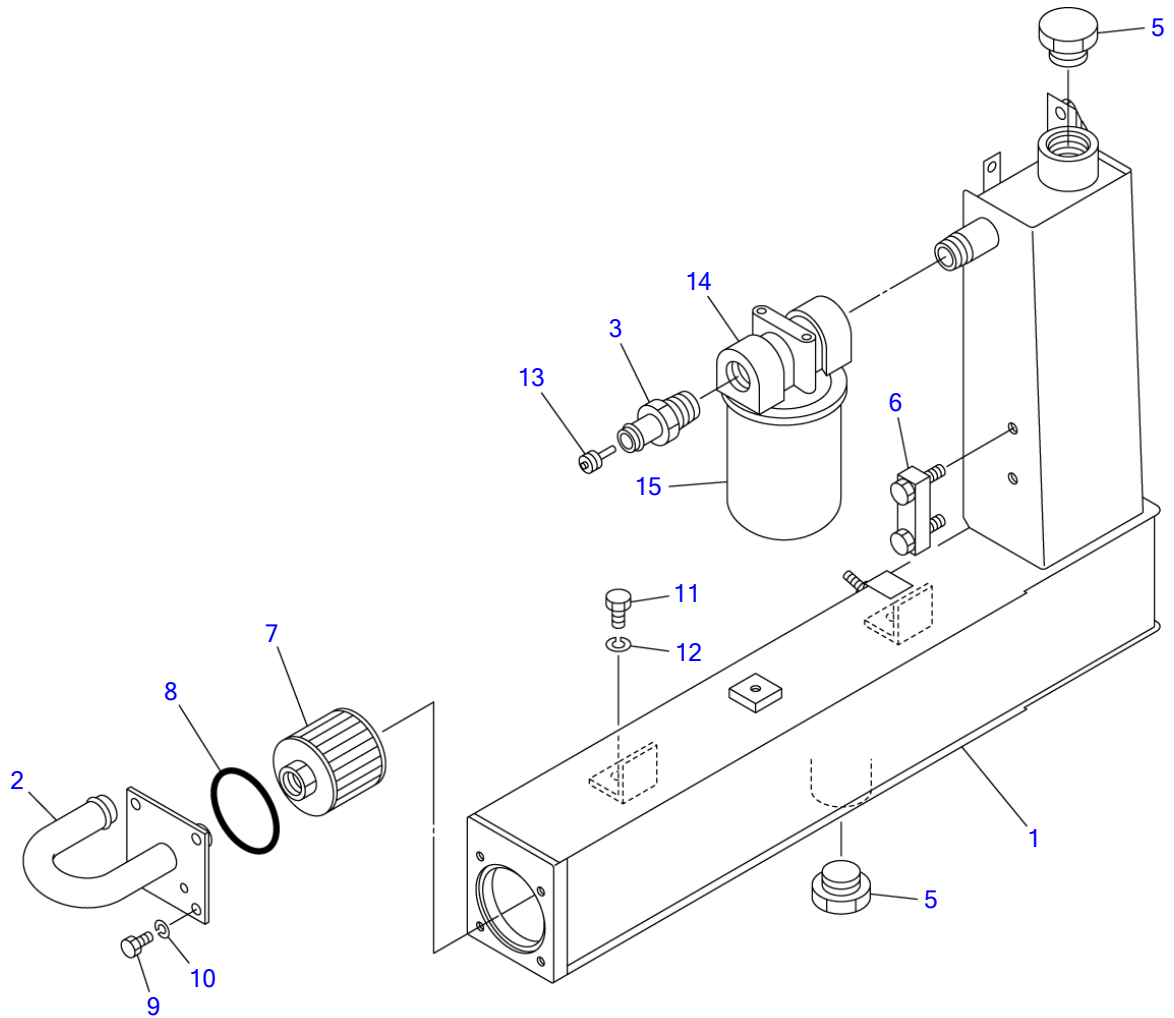
B5D120

S=1/4



Item	Part number	Description	PUMP DRIVE			Remarks
			Q'ty	Chan.	Serial No.	
		PUMP ASSY, drive				X03252-03000-5
1	0325203200	PLATE	1			
2	0325202100	COUPLING ASSY	1			
2-1	0325202101	• COUPLING, frex	1			
2-2	0325202102	• COUPLING	1			
2-3	1110041030	• SCREW, cap	6			
2-4	1213000408	• PIN, spring	9			
4	1110041025	SCREW, cap	2			
5	1902018900	PUMP, hydraulic	1			
6	1515100111	ELBOW	2			
	1420010140	• O-RING	1			
7	1513350023	CONNECTOR	1			
	1420010240	• O-RING	1			
8	1100041016	BOLT	3			
9	1140020010	WASHER, spring	6			
10	1100041020	BOLT	1			
11	1141550010	WASHER	2			
	B5d120					

TB108 Book No. BB5Z104 S/N 10820001-  
HYDRAULIC TANK



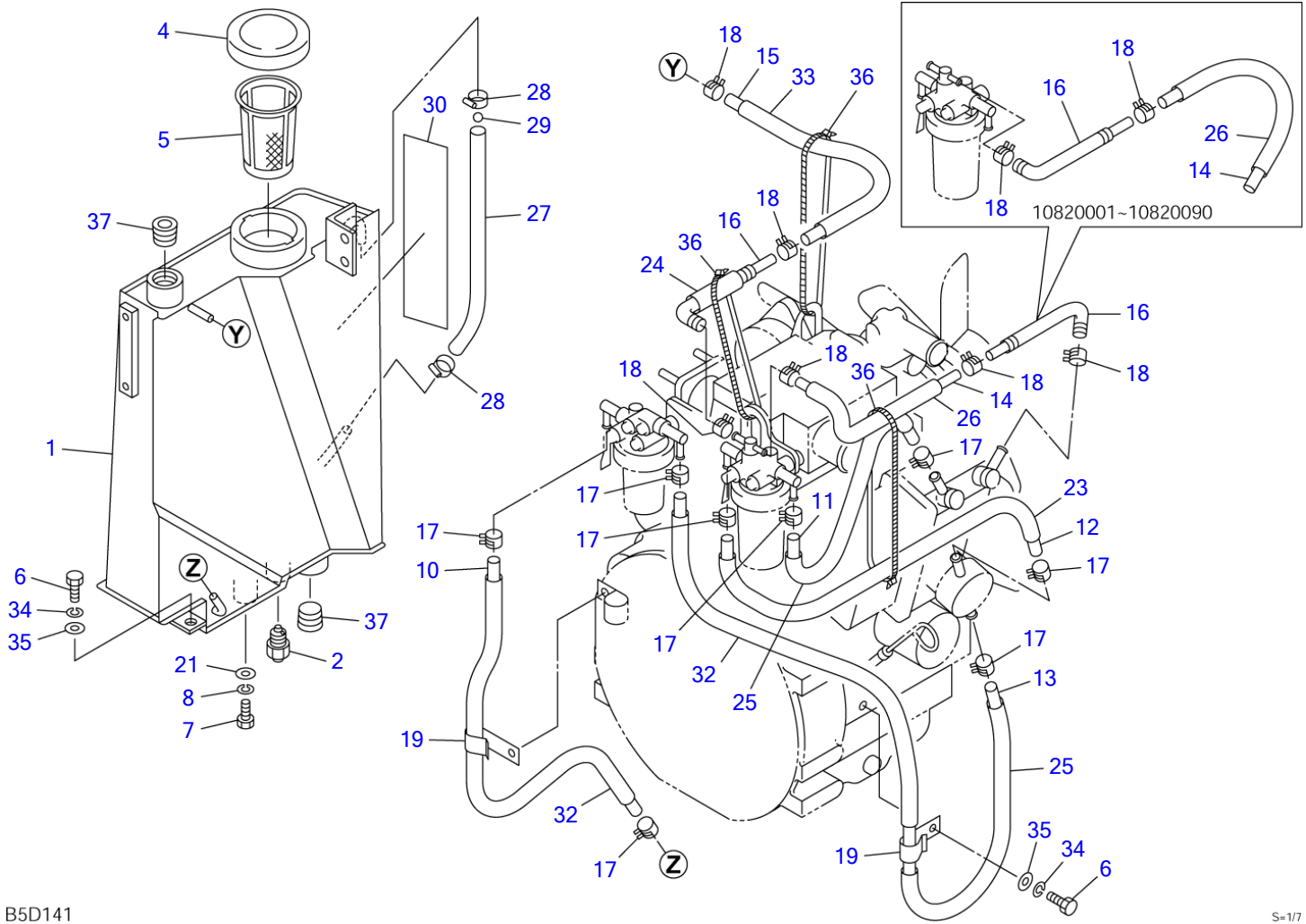
B5D130

S=1/6

**HYDRAULIC TANK**

Item	Part number	Description	Q'ty	Chan.	Serial No.	Serv.	Remarks
		TANK ASSY, hydraulic					X03280-57000-1
1	<b>0328057100</b>	TANK, hydraulic	1				
2	<b>0328054300</b>	FLANGE	1				
3	<b>0418002300</b>	ADAPTOR	1				
5	<b>1501750010</b>	PLUG	2				
	<b>1420010290</b>	• O-RING	1				
6	<b>1553023650</b>	GAUGE	1				
7	<b>1550004150</b>	STRAINER	1				
8	<b>1420100750</b>	O-RING	1				
9	<b>1100040814</b>	BOLT	4				
10	<b>1140020008</b>	WASHER, spring	4				
11	<b>1100041020</b>	BOLT	2				
12	<b>1140020010</b>	WASHER, spring	2				
13	<b>1540142220</b>	VALVE, bypass	1				
14	<b>1551020190</b>	GUARD	1				
15	<b>1551020310</b>	CARTRIDGE	1				
	<b>B5d131</b>						

TB108 Book No. BB5Z104 S/N 10820001-  
FUEL TANK & FUEL PIPING

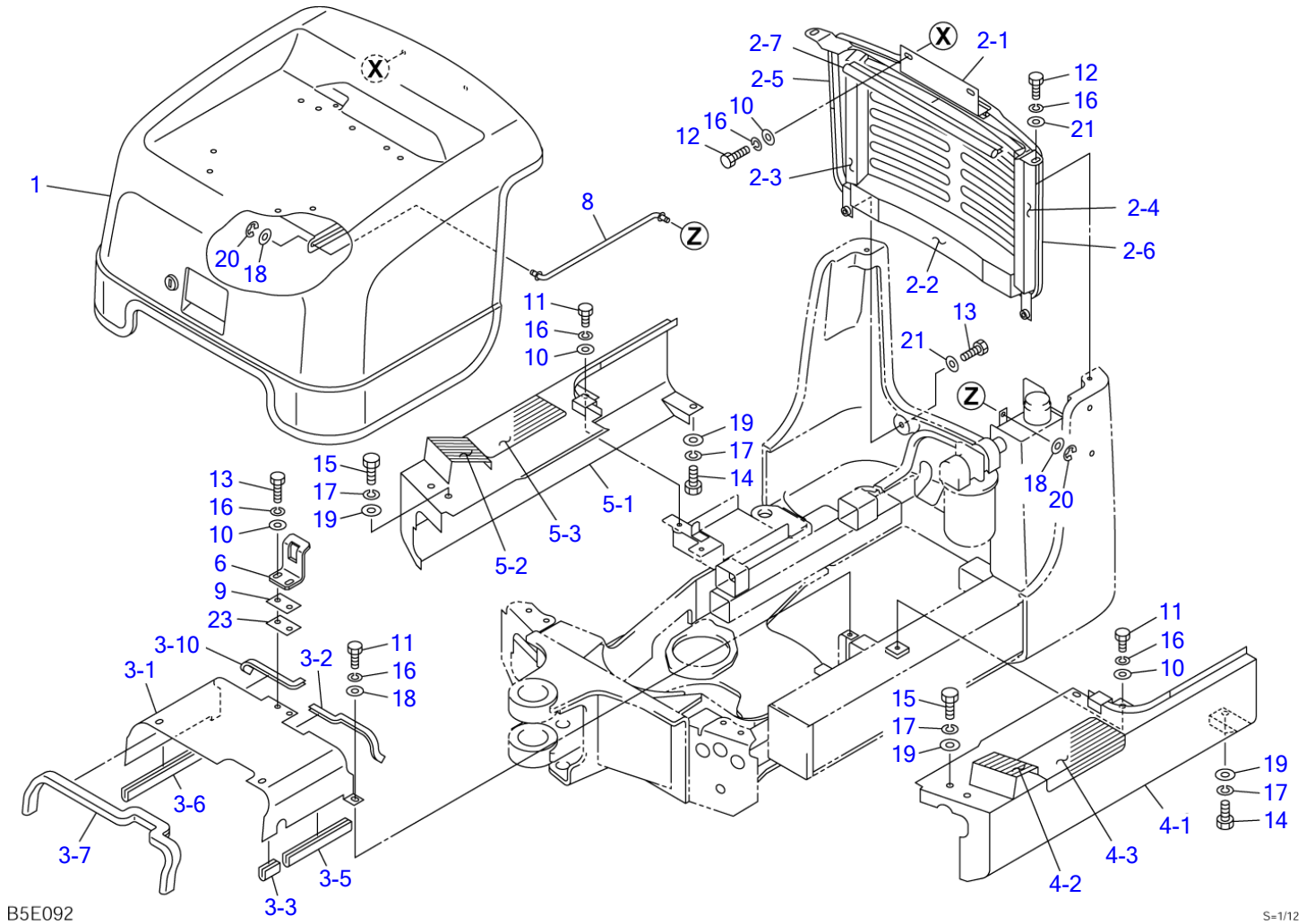


B5D141

S-1/7

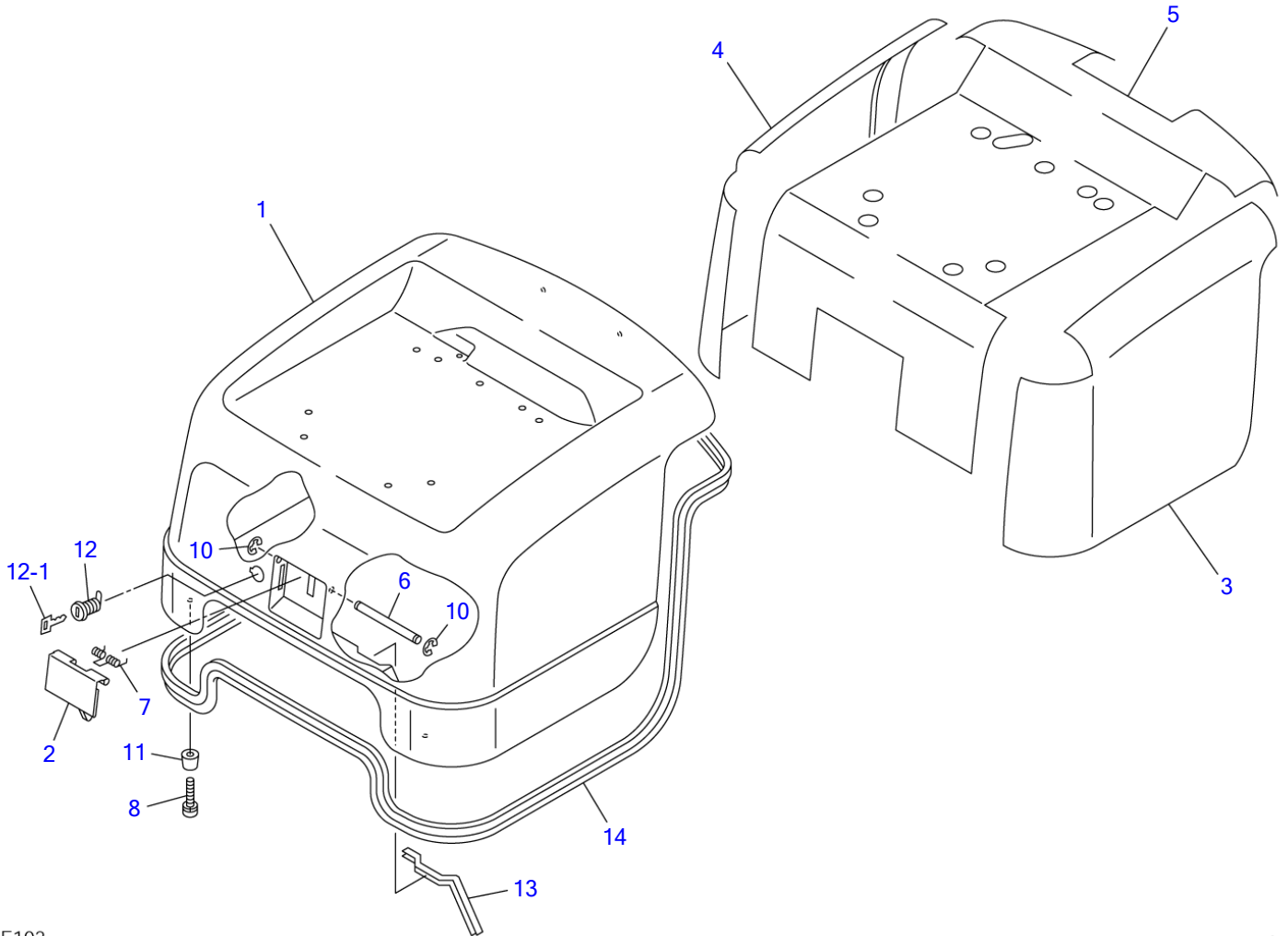
**FUEL TANK & FUEL PIPING**

Item	Part number	Description	Q'ty	Chan.	Serial No.	Serv.	Remarks
		TANK ASSY, fuel					03281-57000-1
1	0328157200	TANK	1				
2	0328154002	ADAPTOR	1				
4	1552001022	CAP	1				
5	1552002012	STRAINER	1				
6	1100041020	BOLT	2				
7	1100040816	BOLT	1				
8	1140020008	WASHER, spring	2				
10	1531207055	HOSE	1				sold by the meter
11	1531207024	HOSE	1				sold by the meter
12	1531207051	HOSE	1				sold by the meter
13	1531207073	HOSE	1				sold by the meter
14	1531211029	HOSE	1				sold by the meter
15	1531211033	HOSE	1				sold by the meter
16	1910065047	BEND	2				Y 119840-59601
17	1533120012	BAND	8				
18	1533120010	BAND	8				
19	0007300035	CLAMP	2				
21	1141110008	WASHER	1				
23	1531115045	PROTECTOR	1				sold by the meter
24	1531115008	PROTECTOR	1				sold by the meter
25	1531115018	PROTECTOR	2				sold by the meter
26	1531115023	PROTECTOR	1				sold by the meter
27	1531010033	HOSE	1				sold by the meter
28	1533700015	BAND	2				
29	1553000001	FLOAT	1				
30	0339330900	DECAL	1				
32	1531115049	PROTECTOR	2				sold by the meter
33	1531115028	PROTECTOR	1				sold by the meter
34	1140020010	WASHER, spring	2				
35	1141110010	WASHER	2				
36	1652201005	BAND	3				
37	1501810006	PLUG	2				
	B5d141						



Item	Part number	Description	COVER (1/2)			Remarks
			Q'ty	Chan.	Serial No.	
		COVER ASSY				X03282-60000-1
1	0328260100	HOOD, engine	1			see page (2/2)
2	0328260200	COVER ASSY, rear	1			
2-1	0328260210	• COVER	1			
2-2	0328257302	• ABSORBENT, noise	1			
2-3	0328257303	• ABSORBENT, noise	1			
2-4	1654342030	• SPONGE	1			sold by the meter
2-5	1654318014	• SPONGE	1			sold by the meter
2-6	1654318100	• SPONGE	1			sold by the meter
2-7	1654625041	• SEAL	1			sold by the meter
3	0328260300	COVER ASSY, center	1			
3-1	0328260310	• COVER	1			
3-2	1653916021	• TRIM	1			sold by the meter
3-3	1654606003	• SEAL	1			sold by the meter
3-5	1654606015	• SEAL	1			sold by the meter
3-6	1654606020	• SEAL	1			sold by the meter
3-7	1654606052	• SEAL	1			sold by the meter
3-10	1653916014	• TRIM	1			sold by the meter
4	0328257600	COVER ASSY, side (L.H.)	1			
4-1	0328257610	• COVER, side (L.H.)	1			
4-2	0333241250	• SHEET	1			
4-3	0358202400	• SHEET	1			
5	0328257700	COVER ASSY, side (R.H.)	1			
5-1	0328257710	• COVER, side (R.H.)	1			
5-2	0333241250	• SHEET	1			
5-3	0358202400	• SHEET	1			
6	0328259006	HOOK	1			
8	0328257080	ROD	1			
9	0003900028	SPACER	1			
10	0003608252	WASHER	6			
11	1100040816	BOLT	6			
12	1100040820	BOLT	4			
13	1100040825	BOLT	4			
14	1100041020	BOLT	2			
15	1100041025	BOLT	4			
16	1140020008	WASHER, spring	10			
17	1140020010	WASHER, spring	6			
18	1141110008	WASHER	6			
19	1141110010	WASHER	6			
20	1224010006	RING, retaining	2			
21	1141550008	WASHER	4			
23	0003900027	SPACER	AR			t=2.3
	<b>B5e091</b>					

TB108 Book No. BB5Z104 S/N 10820001-  
COVER (2/2) (engine hood)



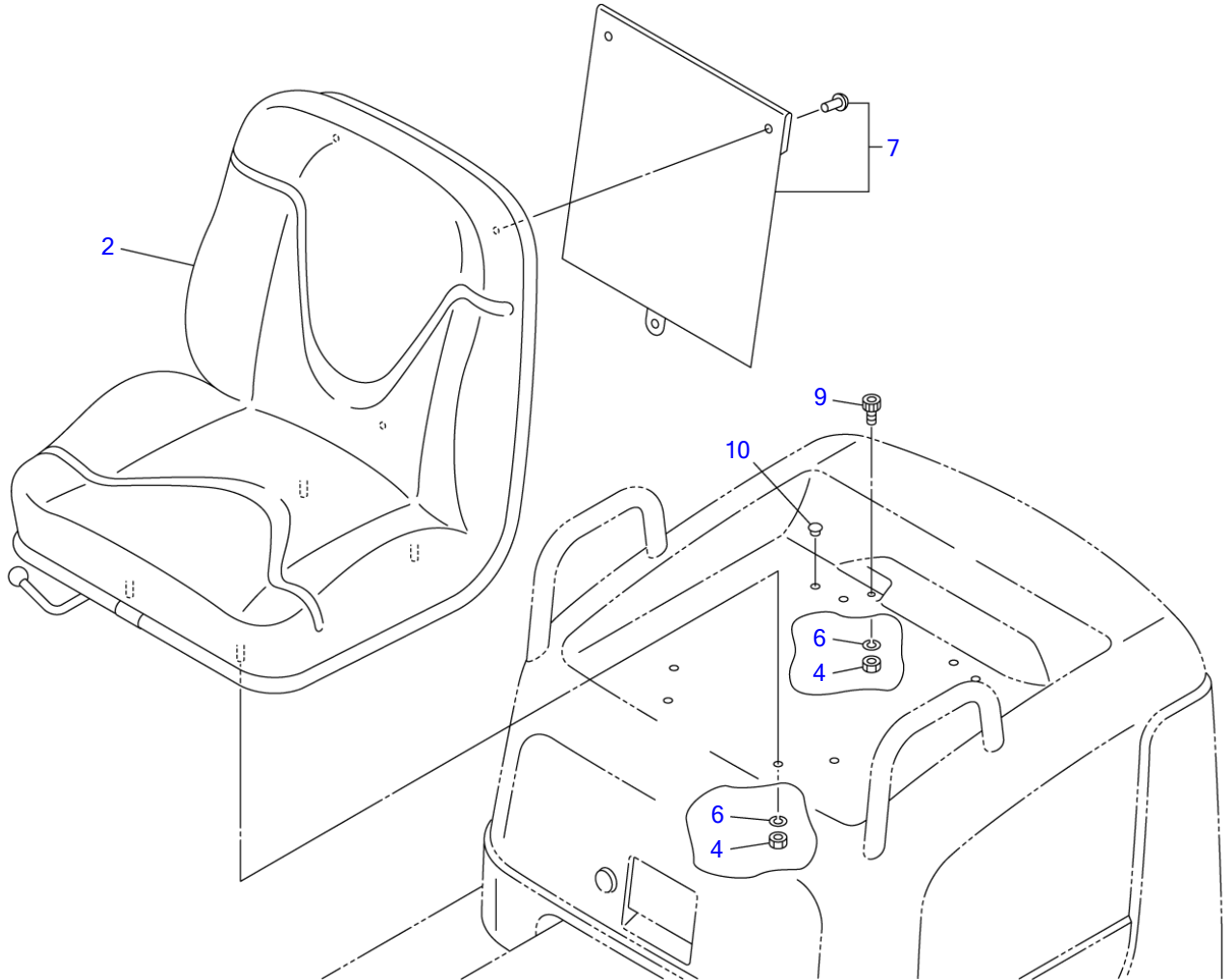
B5E102

S-1/10



**COVER (2/2) (engine hood)**

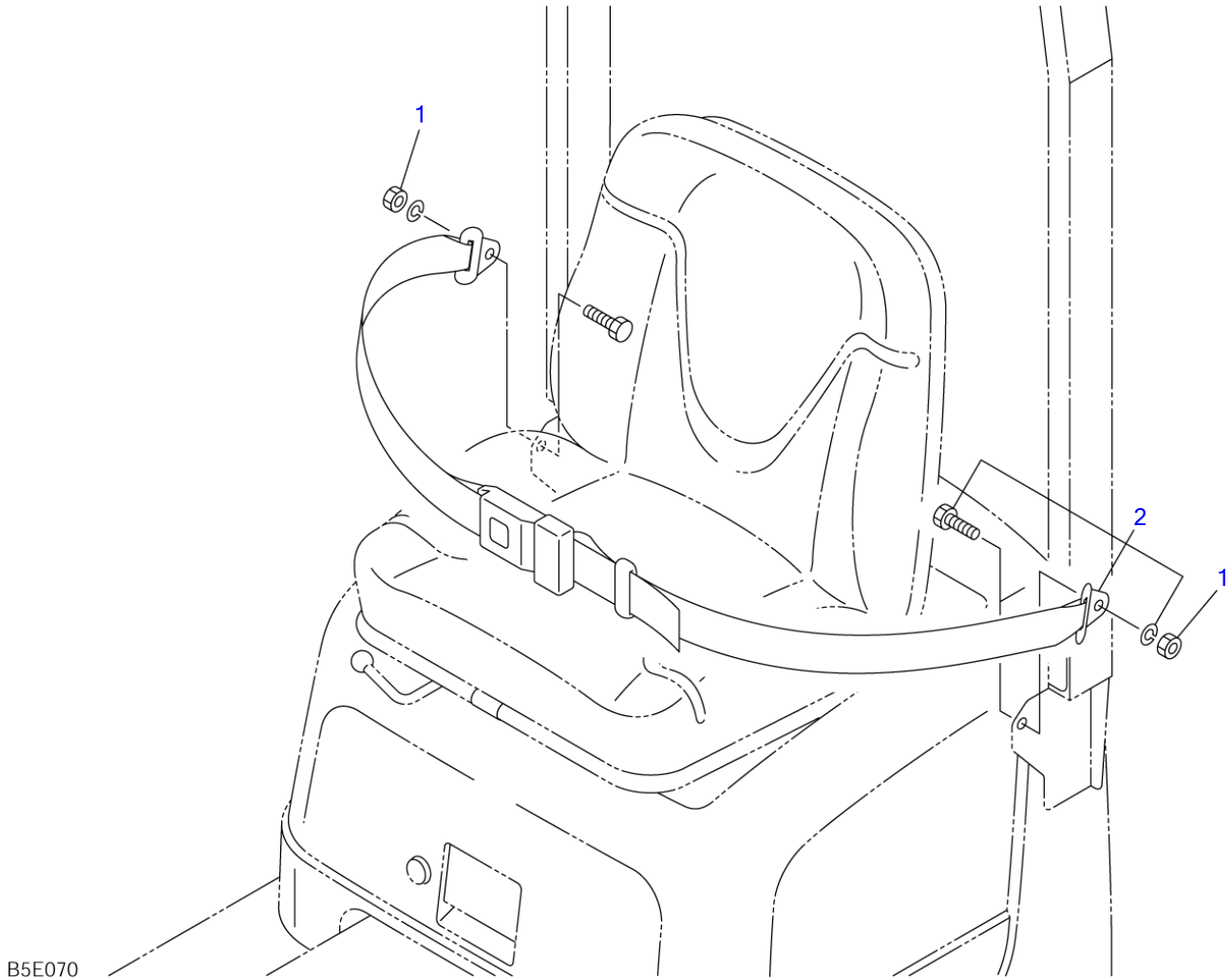
Item	Part number	Description	Q'ty	Chan.	Serial No.	Serv.	Remarks
0-1	<b>0328260100</b>	HOOD, engine	1				X03282-60100-2
1	<b>0328260110</b>	▪ HOOD, engine	1				
2	<b>0328259520</b>	▪ HANDLE	1				
3	<b>0328257103</b>	▪ ABSORBENT, noise (L.H.)	1				
4	<b>0328260104</b>	▪ ABSORBENT, noise (R.H.)	1				
5	<b>0328260105</b>	▪ ABSORBENT, noise	1				
6	<b>0004206111</b>	▪ SHAFT	1				
7	<b>0007000095</b>	▪ SPRING	1				
8	<b>1150110416</b>	▪ SCREW	2				
10	<b>1224010004</b>	▪ RING, retaining	2				
11	<b>1652112320</b>	▪ RUBBER	2				
12	<b>1653611836</b>	▪ LOCK	1				
12-1	<b>1700100019</b>	▪ KEY	1				
13	<b>1653916023</b>	▪ TRIM	1				sold by the meter
14	<b>1654606298</b>	▪ SEAL	1				sold by the meter
	<b>B5e102</b>						



B5E031

S=1/8

Item	Part number	Description	Q'ty	SEAT		Remarks
				Chan.	Serial No.	
		SEAT ASSY				X03234-25000-3
2	1914100087	SEAT	1			
4	1130040008	NUT	5			
6	1140020008	WASHER, spring	5			
7	1914100088	CASE	1			
9	1110040816	SCREW, cap	1			
10	1652533018	CAP	5			M
	<b>B5e031</b>					

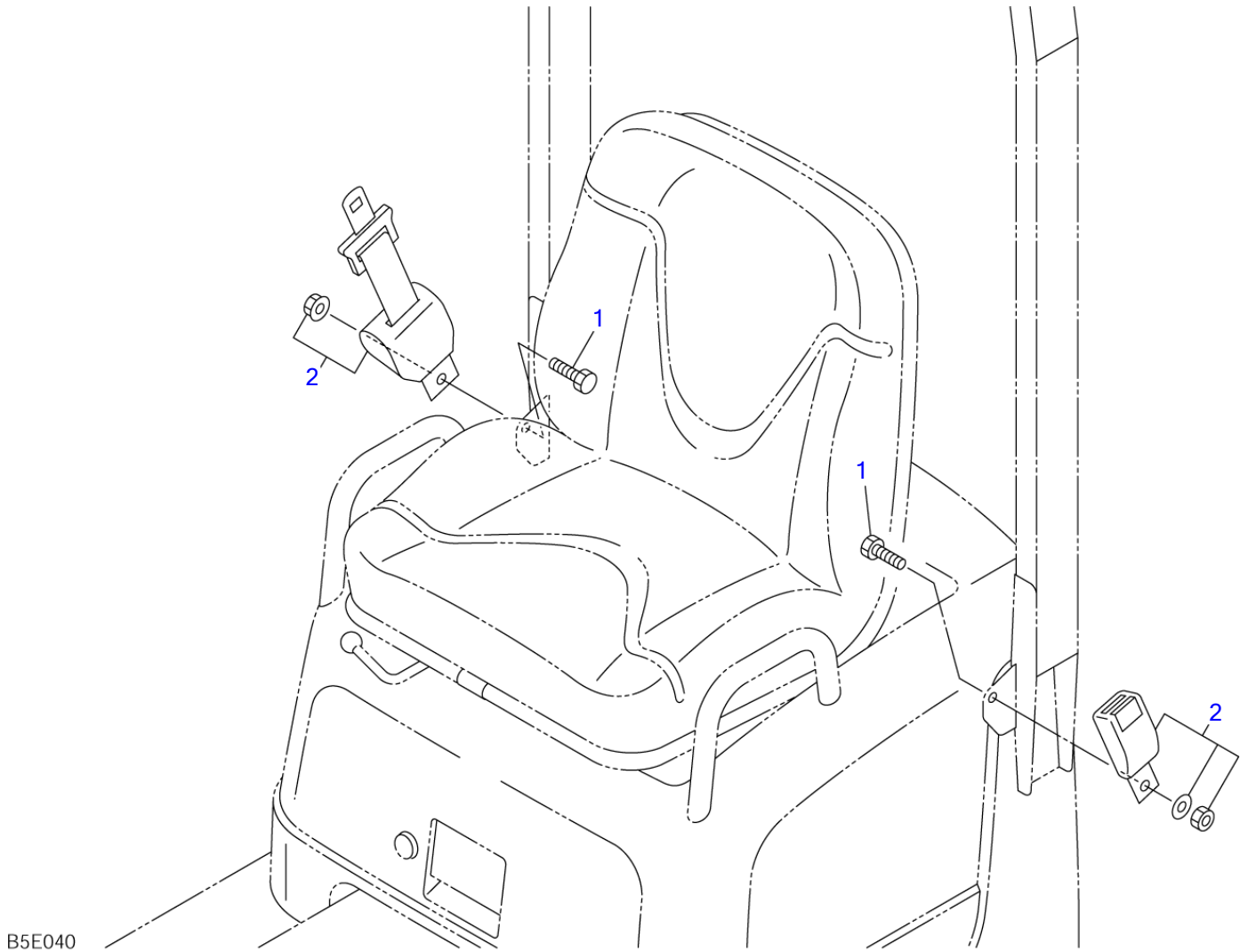


B5E070

S=1/7

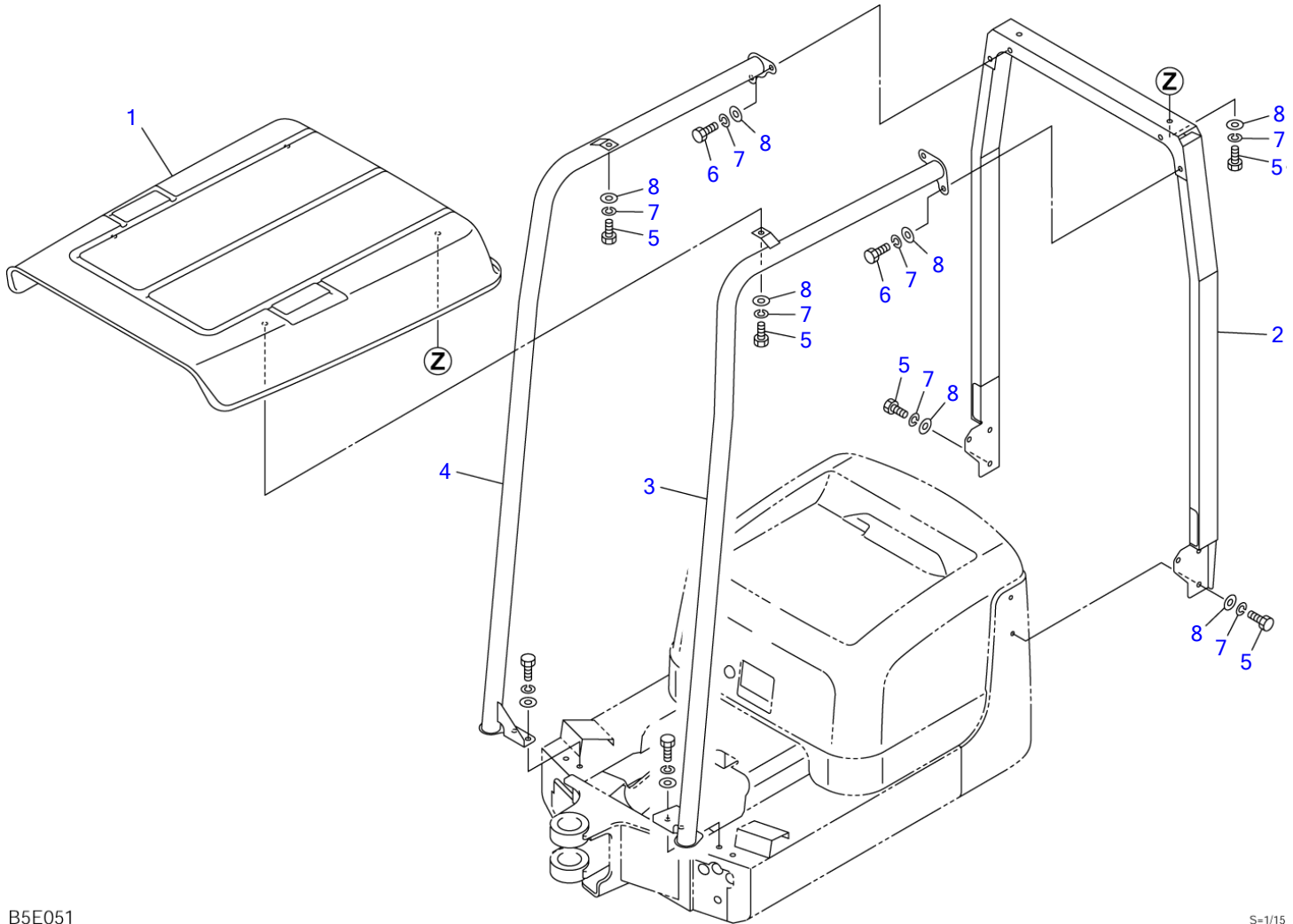
**SEAT BELT**

Item	Part number	Description	Q'ty	Chan.	Serial No.	Serv.	Remarks
1	<b>1132940719</b>	BELT ASSY, seat					X03234-26100-0
2	<b>1914100080</b>	NUT	2				
	<b>B5e070</b>	BELT, seat	1				



**SEAT BELT (retractable)**

Item	Part number	Description	Q'ty	Chan.	Serial No.	Serv.	Remarks
		RETRACTABLE TYPE					
		BELT ASSY, seat					X03234-26000-0
1	<b>1111940725</b>	BOLT	2				
2	<b>1914100068</b>	BELT, seat	1				
	<b>B5e040</b>						



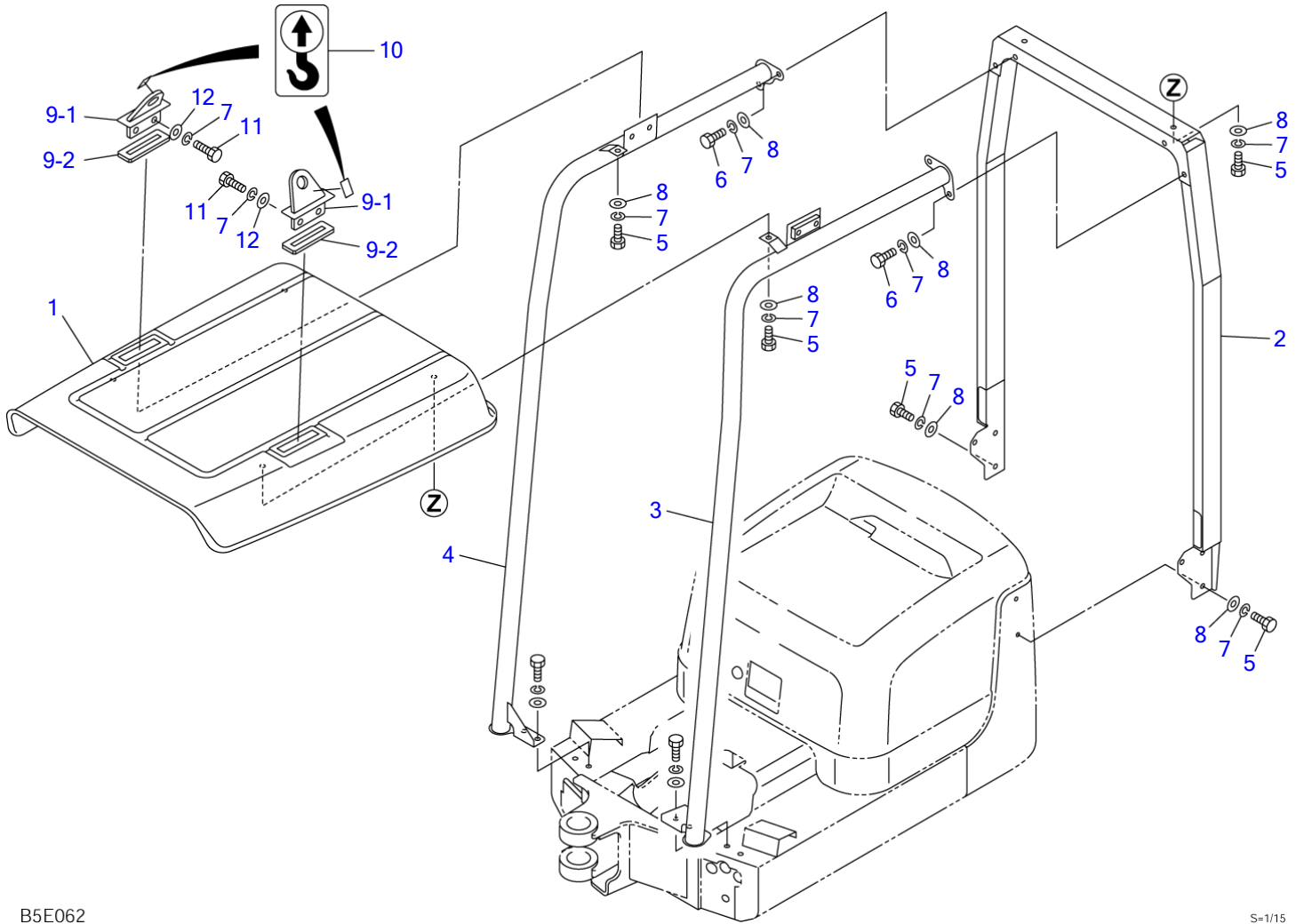
B5E051

S=1/15



CANOPY						
Item	Part number	Description	Q'ty	Chan.	Serial No.	Serv. Remarks
		CANOPY ASSY				X03284-57000-1
1	0328457100	ROOF	1			
2	0328457200	POLE	1			
3	0328457300	POLE (L.H.)	1			
4	0328457400	POLE (R.H.)	1			
5	1100041020	BOLT	8			
6	1100041030	BOLT	8			
7	1140020010	WASHER, spring	16			
8	1141110010	WASHER	16			
	B5e052					

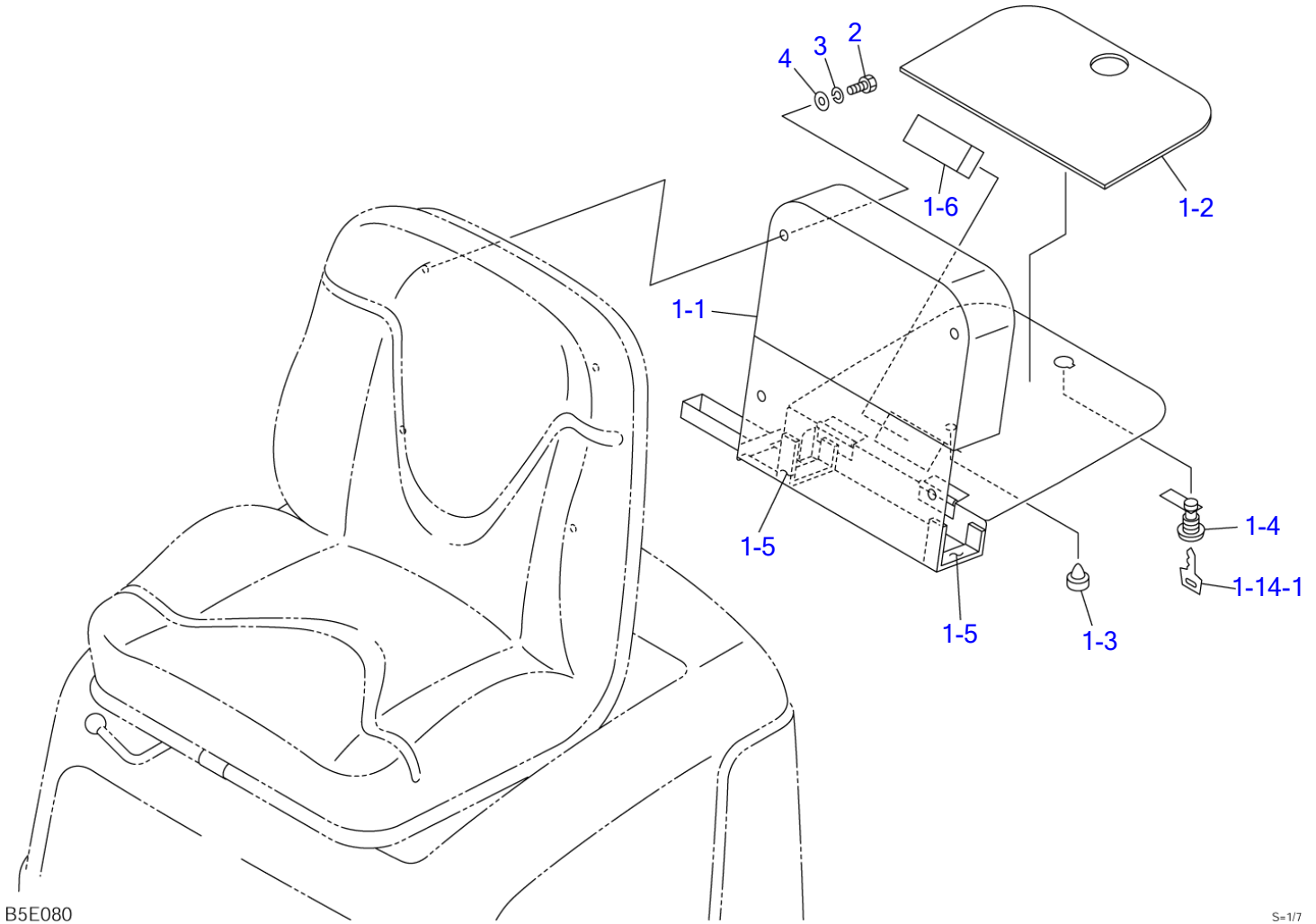
TB108 Book No. BB5Z104 S/N 10820001-  
CANOPY (with hook)



B5E062

S=1/15

CANOPY (with hook)						
Item	Part number	Description	Q'ty	Chan.	Serial No.	Serv. Remarks
		CANOPY ASSY				X03284-59000-1
1	0328459100	ROOF	1			
2	0328457200	POLE	1			
3	0328459300	POLE (L.H.)	1			
4	0328459400	POLE (R.H.)	1			
5	1100041020	BOLT	8			
6	1100041030	BOLT	8			
7	1140020010	WASHER, spring	20			
8	1141110010	WASHER	16			
9	0328456100	HOOK ASSY	2			
9-1	0328456110	• HOOK	1			
9-2	0328455502	• SPONGE	1			
10	0399300500	DECAL	2			
11	1100041035	BOLT	4			
12	0003600025	WASHER	4			
	<b>B5e062</b>					

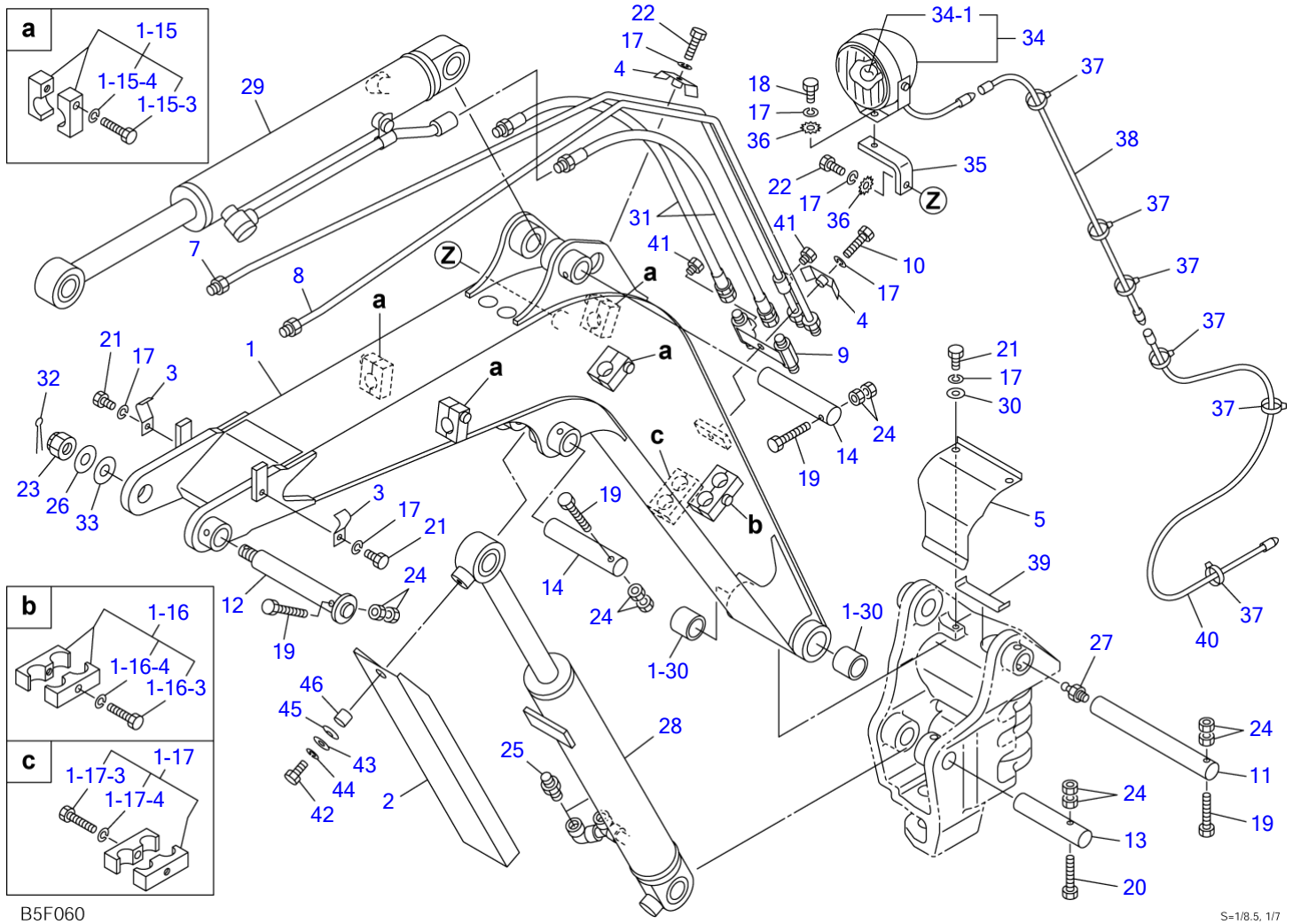


B5E080

S=1/7

Item	Part number	Description	TOOL BOX			Remarks
			Q'ty	Chan.	Serial No.	
		BOX ASSY				X03234-27000-0
1	0323427300	BOX SUB ASSY	1			
1-1	0323427400	• BOX	1			
1-2	0323427302	• SPONGE	1			
1-3	1652505500	• CUSHION, rubber	1			
1-4	1653611836	• LOCK	1			
1-14-1	1700100019	• KEY	1			
1-5	1654301013	• SPONGE	2			
1-6	1654342008	• SPONGE	1			
2	1100040816	BOLT	4			
3	1140020008	WASHER, spring	4			
4	1141110008	WASHER	4			
	B5e080					

TB108 Book No. BB5Z104 S/N 10820001-  
BOOM



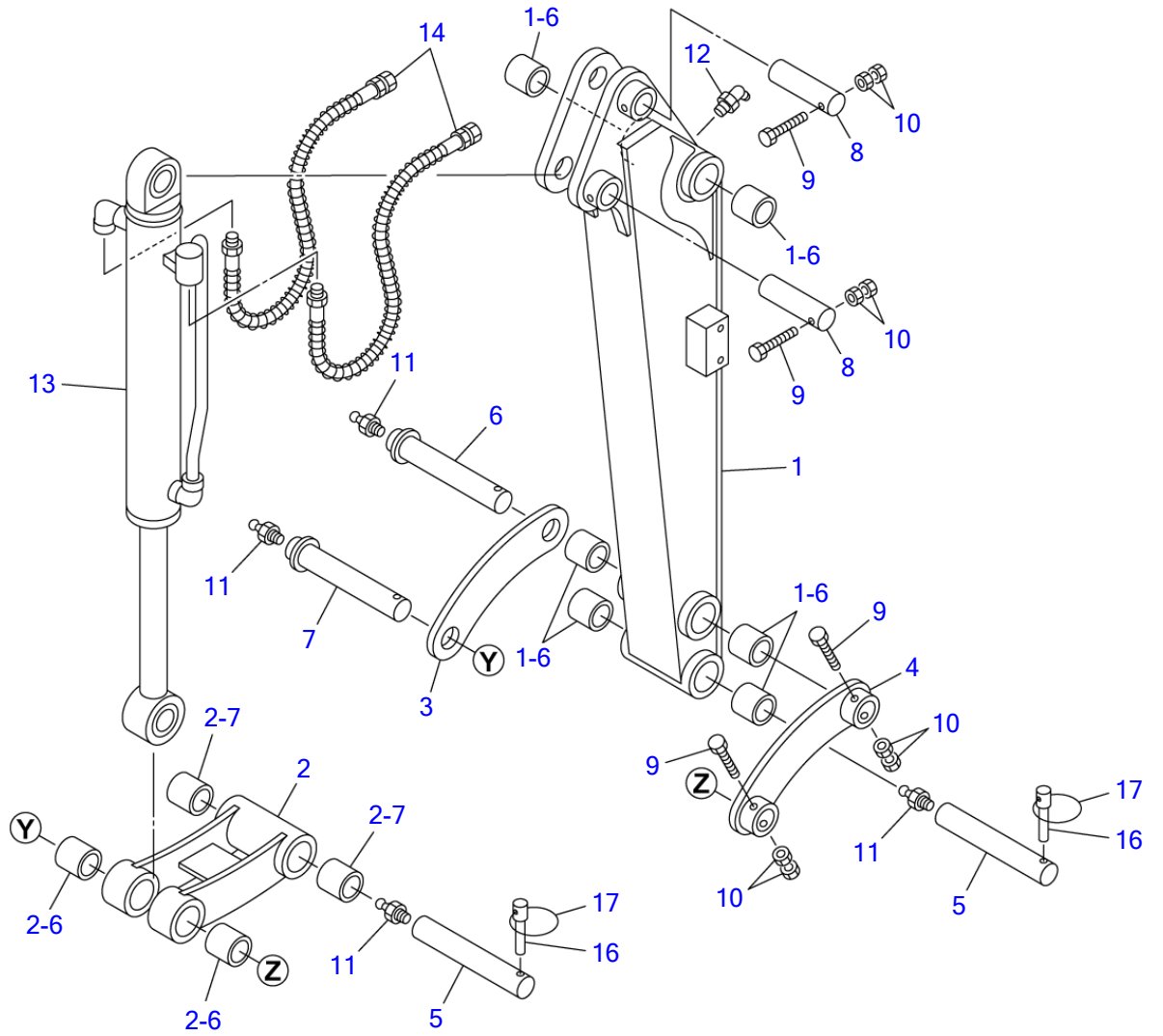
B5F060

S=1/8.5, 1/7

							<b>BOOM</b>
Item	Part number	Description	Q'ty	Chan.	Serial No.	Serv.	Remarks
		BOOM ASSY					X03260-59000-2
1	0326053100	BOOM	1				
1-15	0326053150	• CLAMP ASSY	4				
1-15-3	1100040835	• • BOLT	1				
1-15-4	1140020008	• • WASHER, spring	1				
1-16	0326053160	• CLAMP ASSY	1				
1-16-3	1100040835	• • BOLT	1				
1-16-4	1140020008	• • WASHER, spring	1				
1-17	0326053170	• CLAMP ASSY	1				
1-17-3	1100040835	• • BOLT	1				
1-17-4	1140020008	• • WASHER, spring	1				
1-30	0002400064	• BUSHING	2				
2	0326059020	COVER, rod	1				
3	0416003300	CLAMP	2				
4	0416003400	CLAMP	2				
5	0326056500	COVER	1				
7	0326053210	PIPE (R.H.)	1				
8	0326051220	PIPE (L.H.)	1				
9	0326053900	JOINT	1				
10	1100040830	BOLT	1				
11	0011570006	PIN	1				
12	0011900003	PIN	1				
13	0011512005	PIN	1				
14	0001600125	PIN	2				
17	1140020008	WASHER, spring	8				
18	1100040816	BOLT	2				
19	1103040855	BOLT	4				
20	1103040875	BOLT	1				
21	1100040812	BOLT	4				
22	1100040825	BOLT	2				
23	1132030018	NUT	1				
24	1130240008	NUT	10				
25	1515600200	ADAPTOR	2				
	1420010110	• O-RING	1				
26	0003620384	WASHER	1				
27	1560001000	FITTING, grease	1				
28	1900096200	CYLINDER, boom	1				
29	1900096300	CYLINDER, arm	1				
30	1141110008	WASHER	4				
31	0326053700	HOSE ASSY	2				
32	1210010435	PIN, split	1				
33	0003102610	SHIM	1				
34	1703000300	LAMP	1				
34-1	1703000203	• BULB	1				
35	0326051800	PLATE	1				
36	1140330008	WASHER	2				
37	1652201005	BAND	6				
38	0326051900	HARNESS, wiring	1				
39	0326058550	RUBBER	1				
40	0414202600	WIRE	1				
41	1501750002	PLUG	2				
	1420010110	• O-RING	1				
42	1100041016	BOLT	1				
43	0003610002	WASHER	1				
44	1140020010	WASHER, spring	1				
45	1225120018	WASHER, conical	1				
46	0003600228	COLLAR	1				

B5f062

TB108 Book No. BB5Z104 S/N 10820001-  
ARM



B5F020

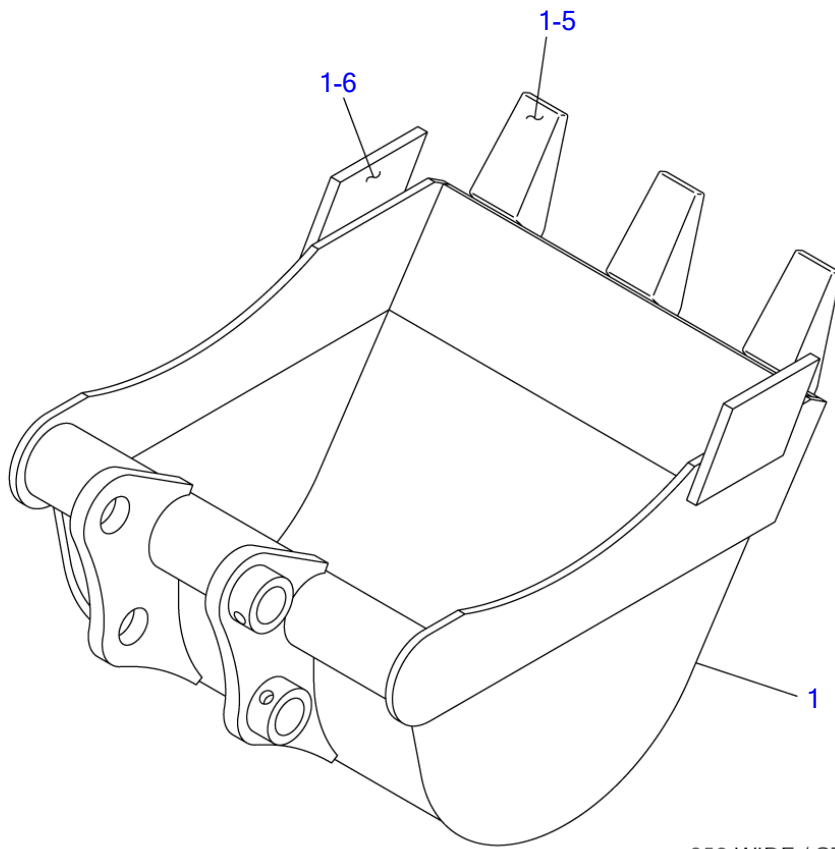
S=1/8



ARM						
Item	Part number	Description	Q'ty	Chan.	Serial No.	Serv. Remarks
		ARM ASSY				X03261-61300-0
		ARM ASSY, long				X03261-61500-0
1	<b>0326156100</b>	ARM	1			
	<b>0326157100</b>	ARM, long	1			810mm long
1-6	<b>0002400064</b>	· BUSHING	6			
2	<b>0416101300</b>	LINK, bucket	1			
2-6	<b>0002100026</b>	· BUSHING	2			
2-7	<b>0002400024</b>	· BUSHING	2			
3	<b>0326158300</b>	LINK, guide (R.H.)	1			
4	<b>0326158400</b>	LINK, guide (L.H.)	1			
5	<b>0001670001</b>	PIN	2			
6	<b>0001720003</b>	PIN	1			
7	<b>0001720004</b>	PIN	1			
8	<b>0001600090</b>	PIN	2			
9	<b>1103040855</b>	BOLT	4			
10	<b>1130240008</b>	NUT	8			
11	<b>1560001000</b>	FITTING, grease	4			
12	<b>1560001675</b>	FITTING, grease	1			
13	<b>1900096400</b>	CYLINDER, bucket	1			
14	<b>0326156710</b>	HOSE ASSY	2			
	<b>0326157710</b>	HOSE ASSY	2			long arm
16	<b>0416100800</b>	PIN	2			
17	<b>0416100900</b>	RING	2			
	<b>B5f070</b>					

TB108 Book No. BB5Z104 S/N 10820001-  
BUCKET

---

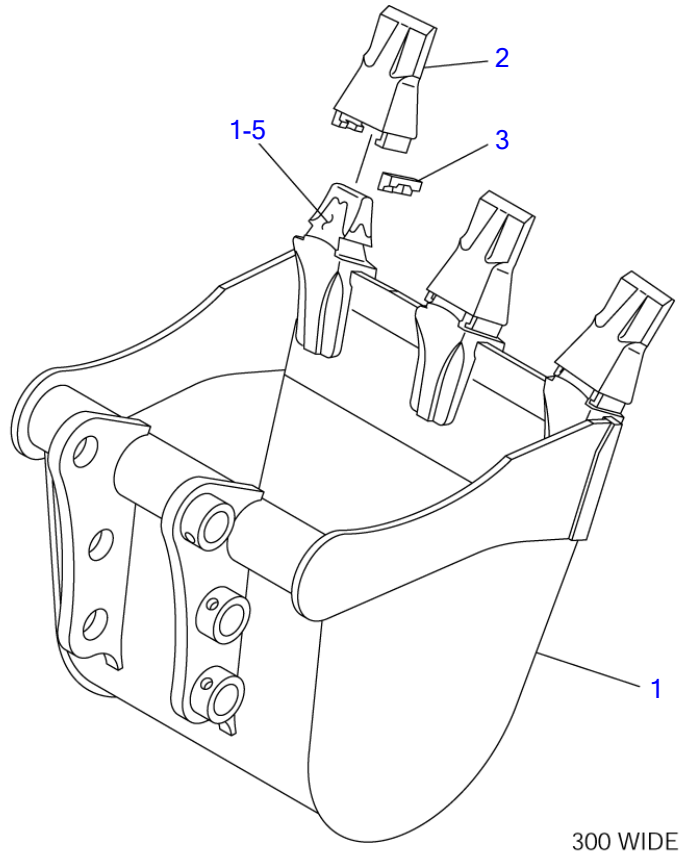


350 WIDE / STANDARD  
300 WIDE  
250 WIDE

B5F031

S=1/4.5

BUCKET						
Item	Part number	Description	Q'ty	Chan.	Serial No.	Serv. Remarks
1	0416200500	BUCKET	1			350mm wide
	0416200600	BUCKET	1			250mm wide
	0416200700	BUCKET	1			300mm wide
1-5	0416200505	· ADAPTOR, tooth	3			
1-6	0416200104	· CUTTER	2			
	B5f031					



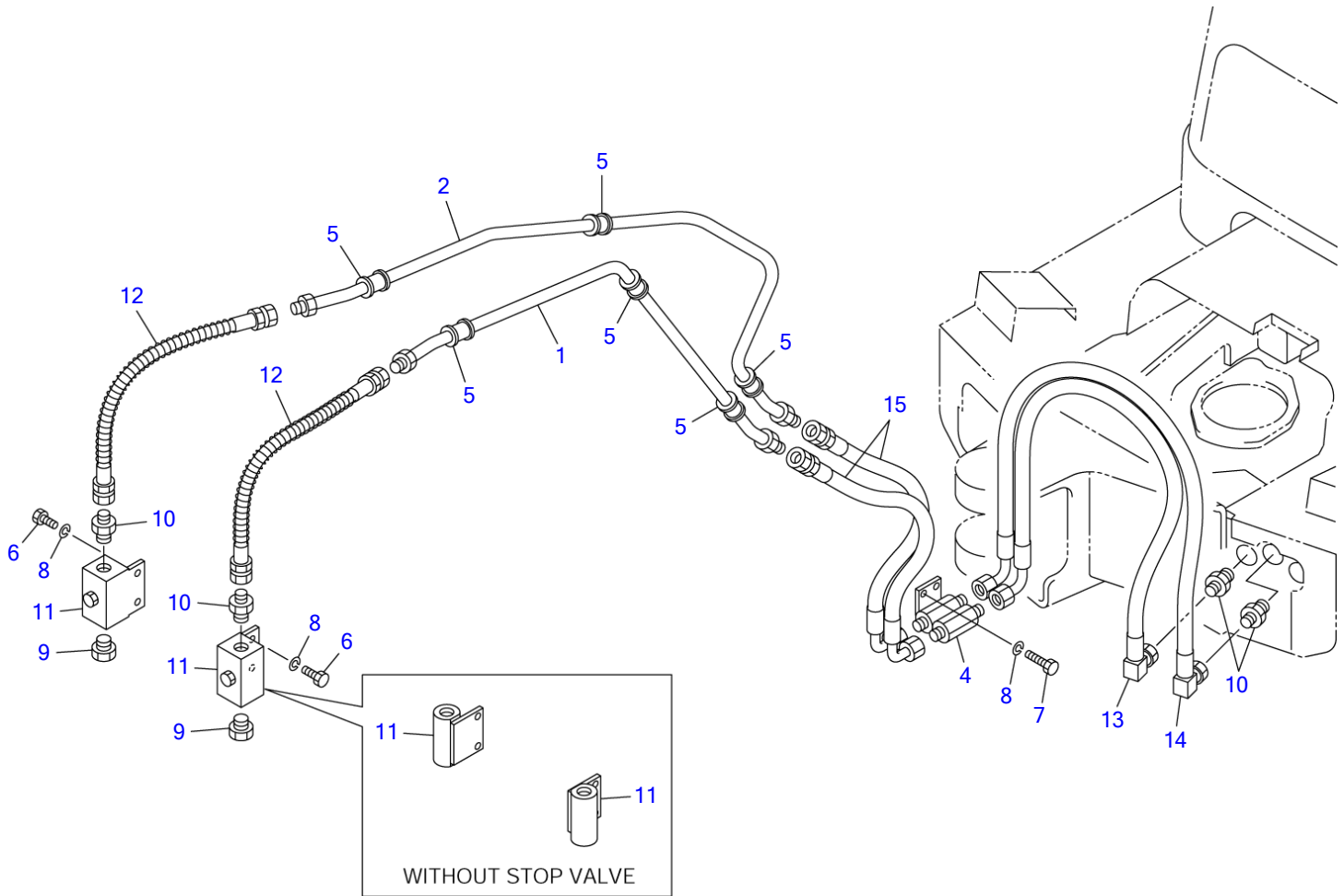
B5F040

S=1/5.5

**BUCKET (for U.S.A.)**

Item	Part number	Description	Q'ty	Chan.	Serial No.	Serv.	Remarks
0	<b>0326215000</b>	BUCKET ASSY	1				300mm wide
1	X *****	▪ BUCKET	1				
1-5	<b>1914201201</b>	▪ ▪ ADAPTOR, tooth	3				
2	<b>1914201202</b>	▪ POINT, tooth	3				
3	<b>1914201203</b>	▪ PIN	3				
	<b>B5f040</b>						

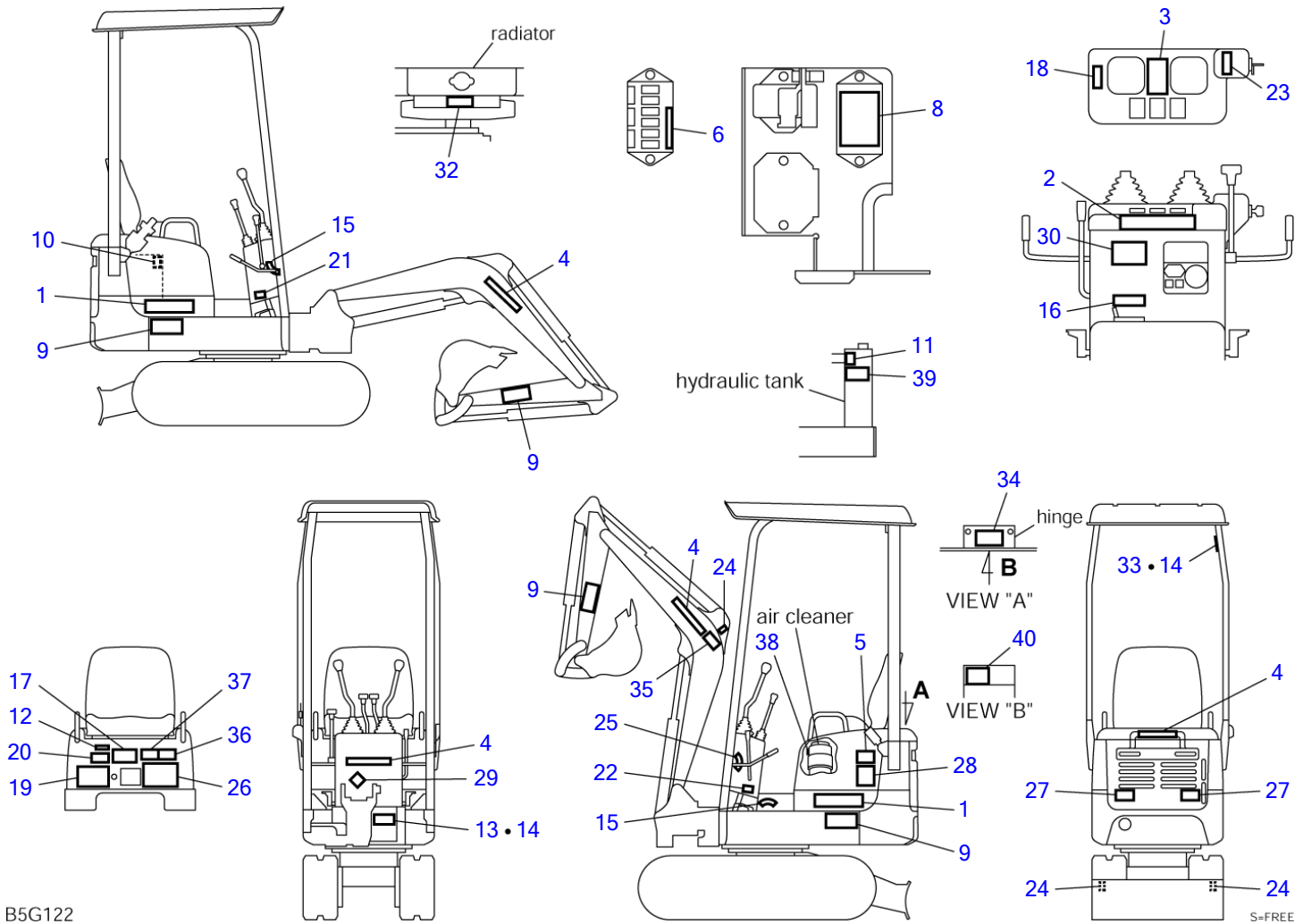
TB108 Book No. BB5Z104 S/N 10820001-  
AUXILIARY LINE



B5F051

S=1/8

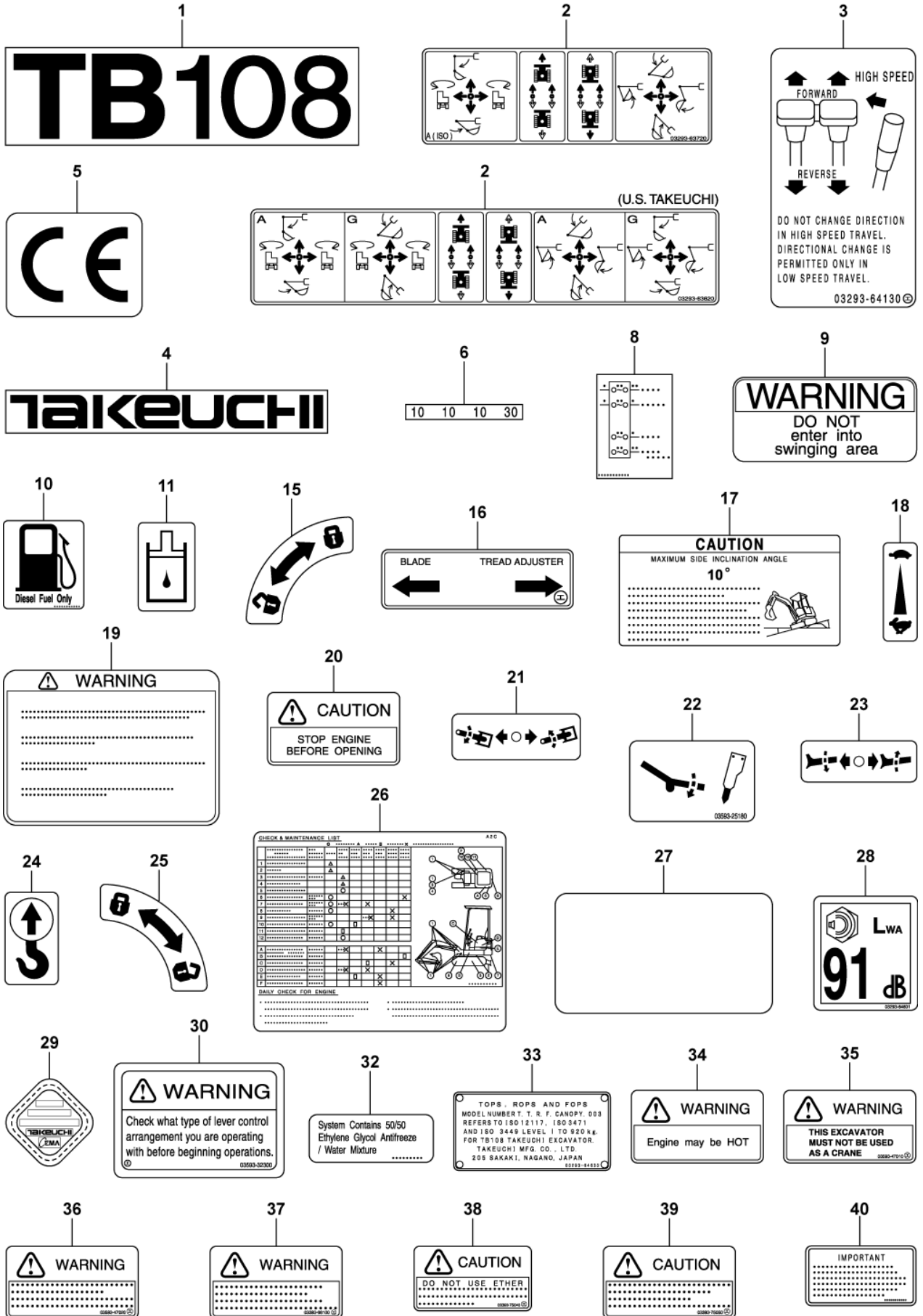
<b>AUXILIARY LINE</b>						
Item	Part number	Description	Q'ty	Chan.	Serial No.	Serv. Remarks
	<b>0327354000</b>	AUX. LINE ASSY				X03273-54000-3
	<b>0327356000</b>	AUX. LINE ASSY (without stop valve)				X03273-56000-3
	<b>0327355000</b>	AUX. LINE ASSY (long arm)				X03273-55000-3
	<b>0327357000</b>	AUX. LINE ASSY (long arm) (without stop valve)				X03273-57000-3
1	<b>0327354100</b>	• PIPE	1			
2	<b>0327354200</b>	• PIPE	1			
4	<b>0327351500</b>	• ADAPTOR	1			
5	<b>0147351300</b>	• PROTECTOR	6			
6	<b>1100040816</b>	• BOLT	4			
7	<b>1100040825</b>	• BOLT	2			
8	<b>1140020008</b>	• WASHER, spring	6			
9	<b>1501750004</b>	• PLUG	2			
	<b>1420010180</b>	• • O-RING	1			
10	<b>1515600577</b>	• ADAPTOR	4			
	<b>1420010180</b>	• • O-RING	1			
11	<b>1901719800</b>	• VALVE , stop	2			
	<b>0327356600</b>	• BLOCK	2			without stop valve
12	<b>0327351310</b>	• HOSE ASSY	2			18015-20062
	<b>0327352310</b>	• HOSE ASSY (long arm)	2			18015-20077
13	<b>0327351700</b>	• HOSE ASSY	1			
14	<b>0327351710</b>	• HOSE ASSY	1			
15	<b>0327354300</b>	• HOSE ASSY	2			
	<b>B5f052</b>					



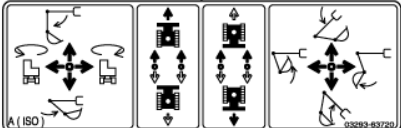
B5G122

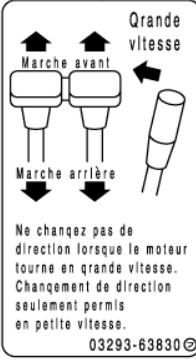
S=FREE







1 **TB108**


2 

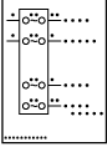
3 

4 **TAKEUCHI**


5 

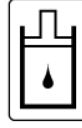
6 

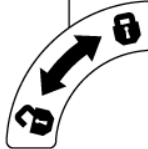
7 


8 

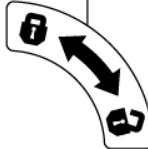
9 **ATTENTION**  
Défense d'entrer dans la zone d'orientation

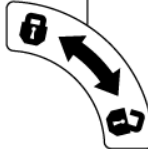
10 


11 

12 


13 

14 

15 

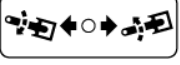
16 


17 **ATTENTION**  
Angle d'inclinaison latérale max. 10°


18 


19 **ATTENTION**

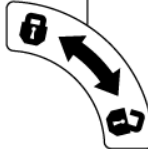
20 **ATTENTION**  
Arrêter le moteur avant d'ouvrir le capot

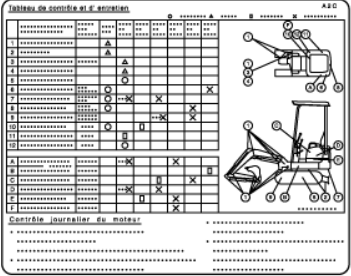
21 


22 


23 


24 

25 

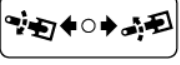
26 

27 

28 

29 

30 **AVERTISSEMENT**  
AVANT D'UTILISER LA MACHINE. VERIFIER LA GRILLE DE COMMANDE DES MANIPULATEURS. (SYSTEME ISO OU TYPE US)

31 

32 System Contains 50/50 Ethylene Glycol Antifreeze / Water Mixture

33 TOPS, ROPS AND FOPS MODEL NUMBER T, R, F, CANOPY, 003 REFERS TO ISO 12117, ISO 3471 AND ISO 3449 LEVEL 1 TO 920 kg. FOR TB108 TAKEUCHI EXCAVATOR. TAKEUCHI MFG. CO., LTD. 205 SAKAKI, NAGANO, JAPAN

34 **AVERTISSEMENT**  
NE PAS UTILISER CETTE MACHINE POUR LA MANUTENTION

35 **AVERTISSEMENT**

36 **AVERTISSEMENT**

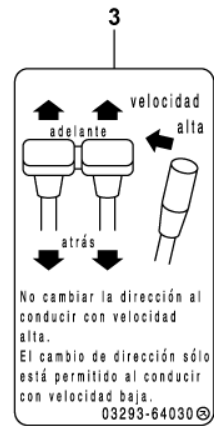
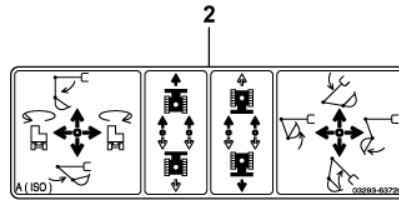
37 **AVERTISSEMENT**

38 **ATTENTION**  
NE PAS UTILISER DE STAR PILOTE

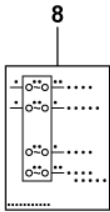
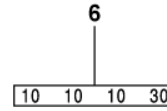
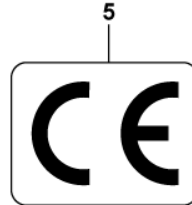
39 **ATTENTION**

40 **IMPORTANT**

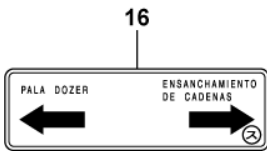
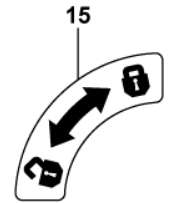
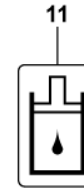
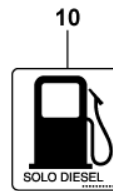
1  
**TB108**



4  
**TAKEUCHI**



9  
**ATENCIÓN**  
Prohibido situarse en el radio de acción de la máquina



17  
**PRECAUCIÓN**  
ÁNGULO MÁXIMO DE INCLINACIÓN LATERAL 10°



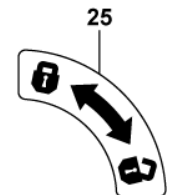
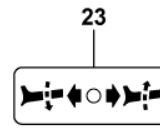
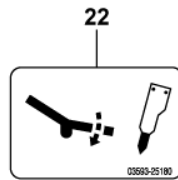
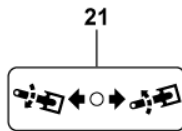
19  
**ATENCIÓN**

.....

.....

.....

20  
**ATENCIÓN**  
ANTES DE ABRIR, APAGAR EL MOTOR



26

Tabla de control y mantenimiento

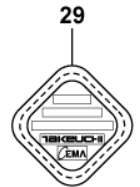
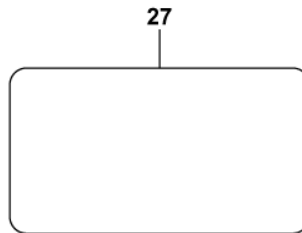
	A	B	C	D	E	F	G	H	I	J	K	L	M	N	O	P	Q	R	S	T	U	V	W	X	Y	Z	
1																											
2																											
3																											
4																											
5																											
6																											
7																											
8																											
9																											
10																											
11																											
12																											
13																											
14																											
15																											
16																											
17																											
18																											
19																											
20																											
21																											
22																											
23																											
24																											
25																											
26																											

Control diario del motor

.....

.....

.....



30  
**ADVERTENCIA**  
Antes de empezar a trabajar, asegúrese con que esquema de mandos está trabajando.

32  
System Contains 50/50 Ethylene Glycol Antifreeze / Water Mixture

33  
TOPS, ROPS AND FOPS MODEL NUMBER: T. R. F. CANOPY, 003 REFERS TO ISO 12117, ISO 2471 AND ISO 3449 LEVEL 1 TO 920 kg. FOR TB108 TAKEUCHI EXCAVATOR. TAKEUCHI MFG. CO., LTD. 205 SAKAKI, NAGANO, JAPAN

35  
**ADVERTENCIA**  
LA EXCAVADORA NO SE TIENE QUE USAR COMO GRUA.

36  
**ADVERTENCIA**

.....

.....

37  
**ADVERTENCIA**

.....

.....

38  
**PRECAUCIÓN**

.....

.....

39  
**PRECAUCIÓN**

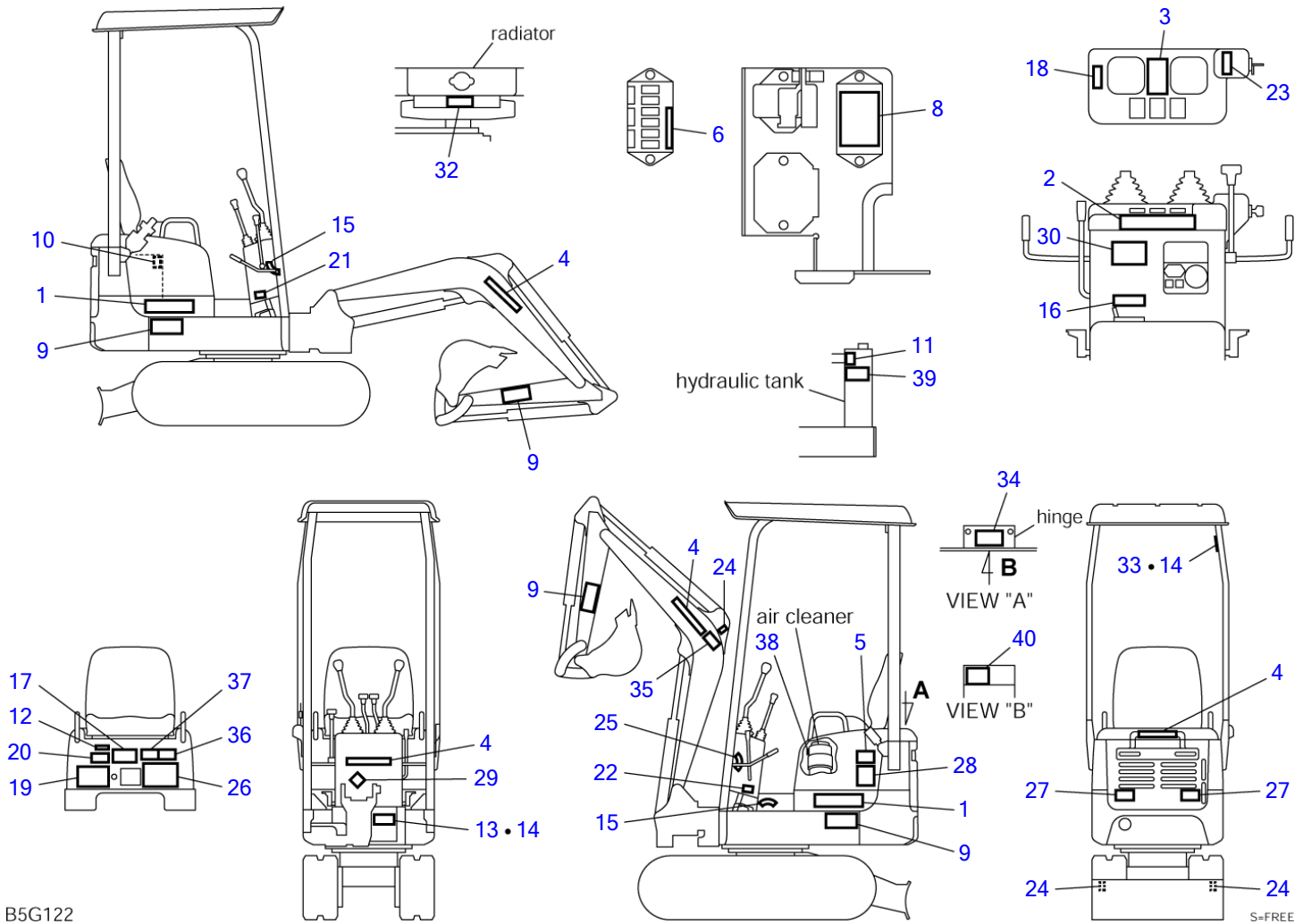
.....

.....

40  
**IMPORTANTE**

.....

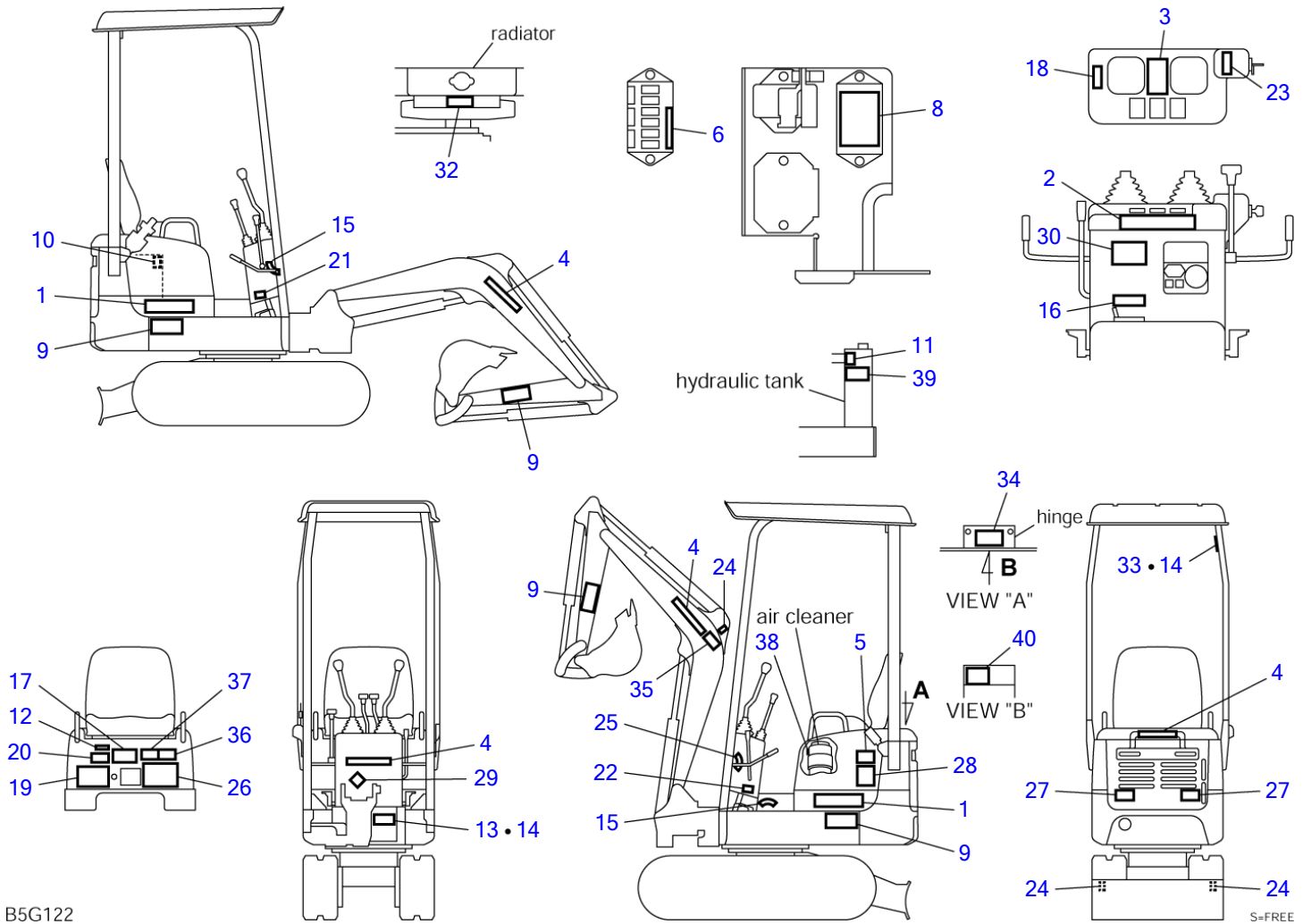
.....



B5G122

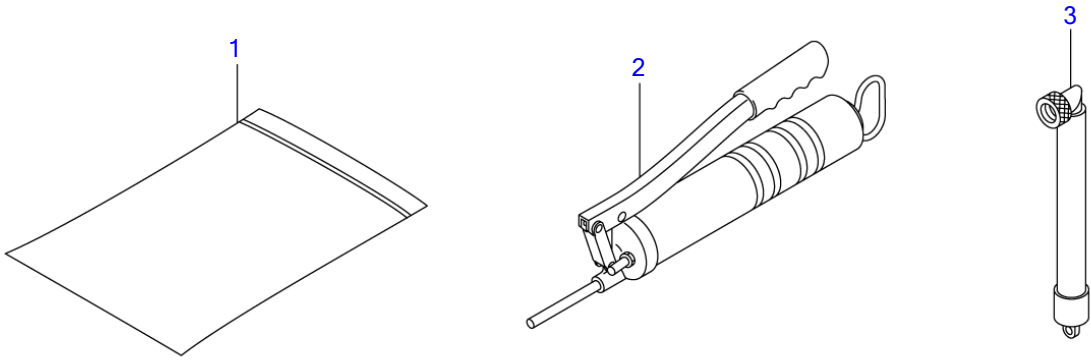
S=FREE

Item	Part number	Description	DECAL		Serial No.	Serv.	Remarks
			Q'ty	Chan.			
0	0329364600	DECAL SET (German)	1				X03293-64600-5
	0329364700	DECAL SET (French)	1				X03293-64700-5
	0329364800	DECAL SET (Italian)	1				X03293-64800-5
	0329364900	DECAL SET (Spanish)	1				X03293-64900-5
	0329365000	DECAL SET (English)	1				X03293-65000-5
	0329365100	DECAL SET (U.S. TAKEUCHI)	1				X03293-65100-5
	0329365400	DECAL SET (Dutch)	1			M	X03293-65400-5
	0329365500	DECAL SET (Russian)	1			M	X03293-65500-5
	0329365600	DECAL SET (U.K. TAKEUCHI)	1			M	X03293-65600-5
1	0329363610	• DECAL	2				
2	0329363620	• DECAL (U.S. TAKEUCHI)	1				
	0329363720	• DECAL	1				
3	0329363630	• DECAL (German)	1				
	0329363830	• DECAL (French)	1				
	0329363930	• DECAL (Italian)	1				
	0329364030	• DECAL (Spanish)	1				
	0329364130	• DECAL (English)	1				
	0329365501	• DECAL (Russian)	1			M	
4	0359306200	• DECAL	4				
5	X *****	• DECAL	1		10820001~10820417		
6	0329363002	• DECAL	1				
8	0329363101	• DECAL (German)	1				
	0329363201	• DECAL (French)	1				
	0329363301	• DECAL (Italian)	1				
	0329364001	• DECAL (Spanish)	1				
	0329363001	• DECAL (English)	1				
	0329365502	• DECAL (Russian)	1			M	
9	0359308100	• DECAL (German)	4				
	0359309100	• DECAL (French)	4				
	0359310100	• DECAL (Italian)	4				
	0339364100	• DECAL (Spanish)	4				
	0359306500	• DECAL (English)	4				
	0399356001	• DECAL (Russian)	4			M	
10	0339375260	• DECAL (German)	1				
	0339375460	• DECAL (French)	1				
	0339375660	• DECAL (Italian, Spanish)	1				
	0359306600	• DECAL (English)	1				
	0579300603	• DECAL (Russian)	1			M	
11	0359306700	• DECAL	1				
12	X *****	• DECAL	1				
13	X *****	• DECAL	1				
14	X *****	• SCREW	8				
15	0329360100	• DECAL	2				
16	0329354250	• DECAL (German)	1				
	0329355250	• DECAL (French)	1				
	0329356250	• DECAL (Italian)	1				
	0329364002	• DECAL (Spanish)	1				
	0329350250	• DECAL (English)	1				
	0329365503	• DECAL (Russian)	1			M	
17	0339376320	• DECAL (German)	1				
	0339379420	• DECAL (French)	1				
	0339379520	• DECAL (Italian)	1				
	0339379620	• DECAL (Spanish)	1				
	0339379820	• DECAL (English)	1				
	0339380302	• DECAL (Russian)	1			M	
18	0359317200	• DECAL	1				
19	0359314700	• DECAL (German)	1				
	0359315700	• DECAL (French)	1				
	0359316700	• DECAL (Italian)	1				



B5G122

Item	Part number	Description	DECAL		Serial No.	Serv.	Remarks
			Q'ty	Chan.			
19	0339364500	• DECAL (Spanish)	1				
19	0359313700	• DECAL (English)	1				
19	0579300606	• DECAL (Russian)	1			M	
20	0359314400	• DECAL (German)	1				
20	0359315400	• DECAL (French)	1				
20	0359316400	• DECAL (Italian)	1				
20	0339364200	• DECAL (Spanish)	1				
20	0359307400	• DECAL (English)	1				
20	0579300602	• DECAL (Russian)	1			M	
21	0359325170	• DECAL	1				
22	0359325180	• DECAL	1				
23	0359325190	• DECAL	1				
24	0399300500	• DECAL	3				
25	0349325020	• DECAL	1				
26	0329363710	• DECAL (German)	1				
26	0329363810	• DECAL (French)	1				
26	0329363910	• DECAL (Italian)	1				
26	0329364010	• DECAL (Spanish)	1				
26	0329364110	• DECAL (English)	1				
26	0329365504	• DECAL (Russian)	1			M	
27	0379358560	• DECAL	2				
28	0329364601	• DECAL	1				
29	X *****	• DECAL	1				
30	0359332400	• DECAL (German)	1				
30	0329363820	• DECAL (French)	1				
30	0329363920	• DECAL (Italian)	1				
30	0329364020	• DECAL (Spanish)	1				
30	0359332300	• DECAL (English)	1				
30	0329365505	• DECAL (Russian)	1			M	
32	0359313900	• DECAL	1				
33	0329364633	• DECAL	1				
34	0569321980	• DECAL (English)	1				
35	0339375210	• DECAL (German)	1				
35	0339375410	• DECAL (French)	1				
35	0339375610	• DECAL (Italian)	1				
35	0339375810	• DECAL (Spanish)	1				
35	0359347010	• DECAL (English)	1				except for U.K. TAKEUCHI
35	0579300609	• DECAL (Russian)	1			M	
36	0339375220	• DECAL (German)	1				
36	0339375420	• DECAL (French)	1				
36	0339375620	• DECAL (Italian)	1				
36	0339375820	• DECAL (Spanish)	1				
36	0359347020	• DECAL (English)	1				
36	0579300610	• DECAL (Russian)	1			M	
37	0339369100	• DECAL (German)	1				
37	0339370100	• DECAL (French)	1				
37	0339371100	• DECAL (Italian)	1				
37	0329364040	• DECAL (Spanish)	1				
37	0339368100	• DECAL (English)	1				
37	0329365506	• DECAL (Russian)	1			M	
38	0339375240	• DECAL (German)	1				
38	0339375440	• DECAL (French)	1				
38	0339375640	• DECAL (Italian)	1				
38	0339375840	• DECAL (Spanish)	1				
38	0339375040	• DECAL (English)	1				
38	0579300611	• DECAL (Russian)	1			M	
39	0339375250	• DECAL (German)	1				
39	0339375450	• DECAL (French)	1				
39	0339375650	• DECAL (Italian)	1				
39	0339375850	• DECAL (Spanish)	1				
39	0339375050	• DECAL (English)	1				
39	0399356005	• DECAL (Russian)	1			M	
40	0339376340	• DECAL (German)	1				
40	0339379440	• DECAL (French)	1				
40	0339379540	• DECAL (Italian)	1				
40	0339379640	• DECAL (Spanish)	1				
40	0339376240	• DECAL (English)	1				
40	0579300613	• DECAL (Russian)	1			M	



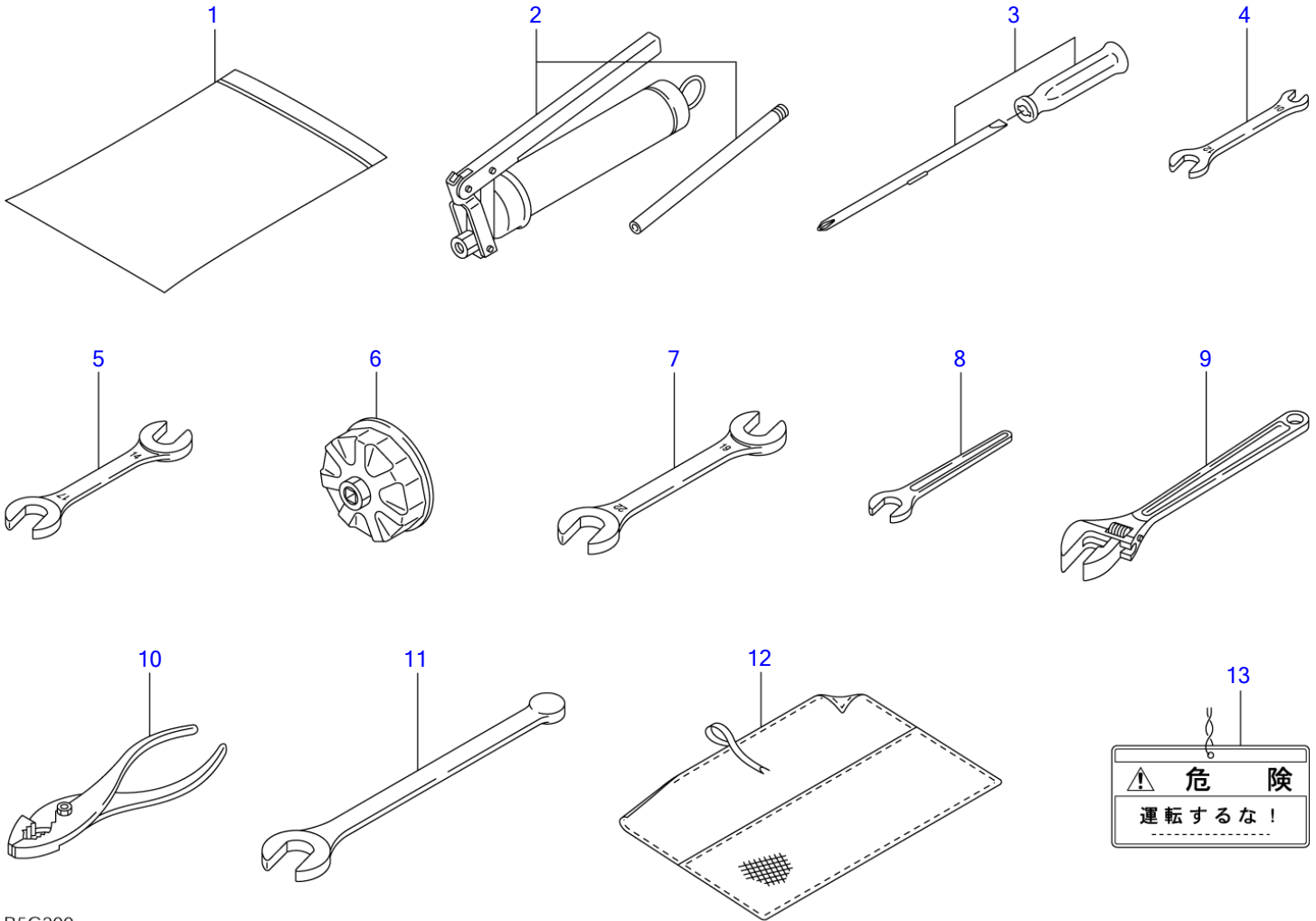
B5G072

S-FREE



**TOOL & ACCESSORIES**

Item	Part number	Description	Q'ty	Chan.	Serial No.	Serv.	Remarks
0	<b>0329214700</b>	TOOL SET	1				X03292-14700-0
1	<b>1691900001</b>	▪ CASE	1				
2	<b>1691060600</b>	▪ GUN, grease	1				
3	<b>1554512201</b>	TUBE	1				for EU
	<b>B5g072</b>						

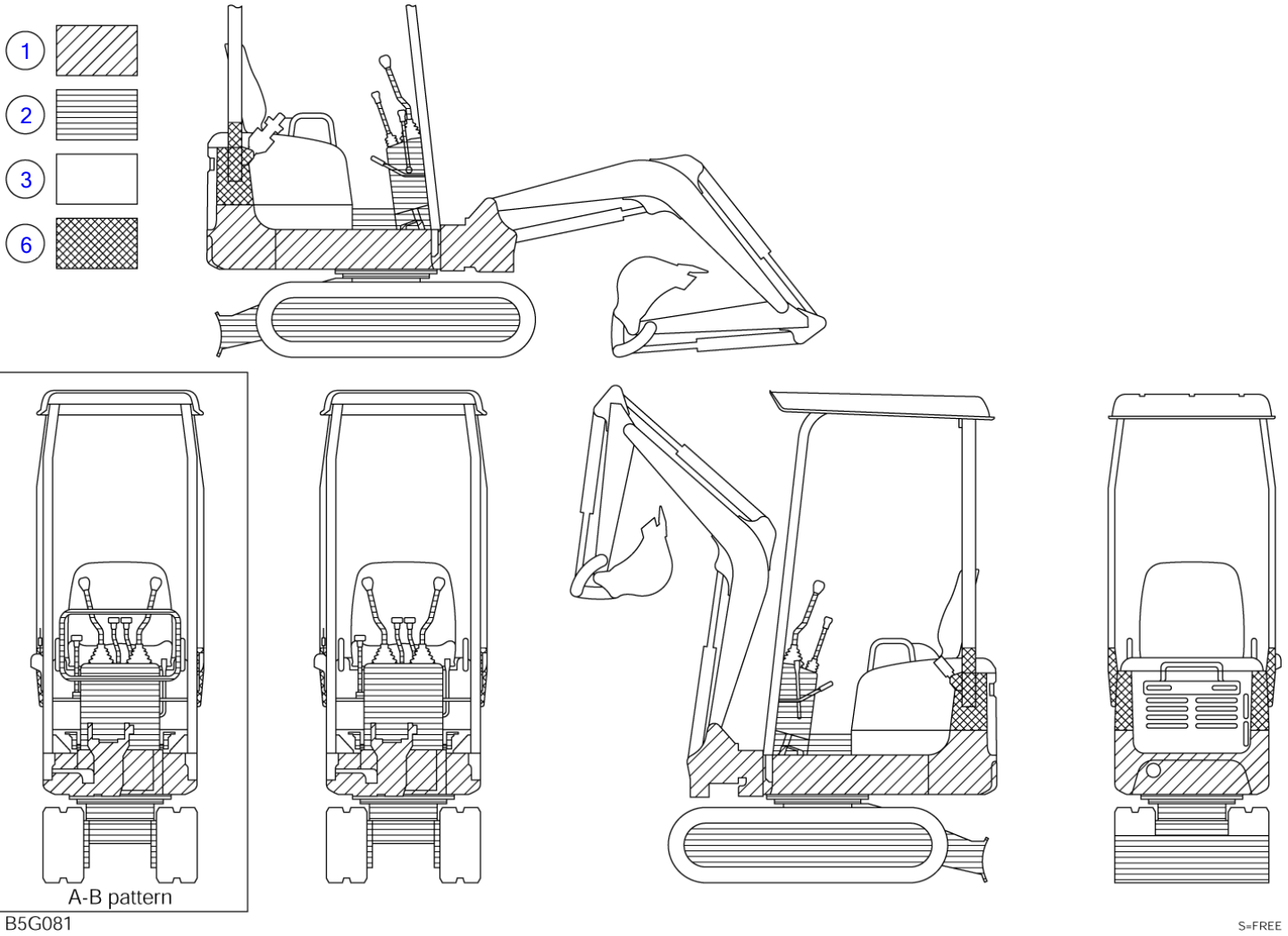


B5G200

S=FREE

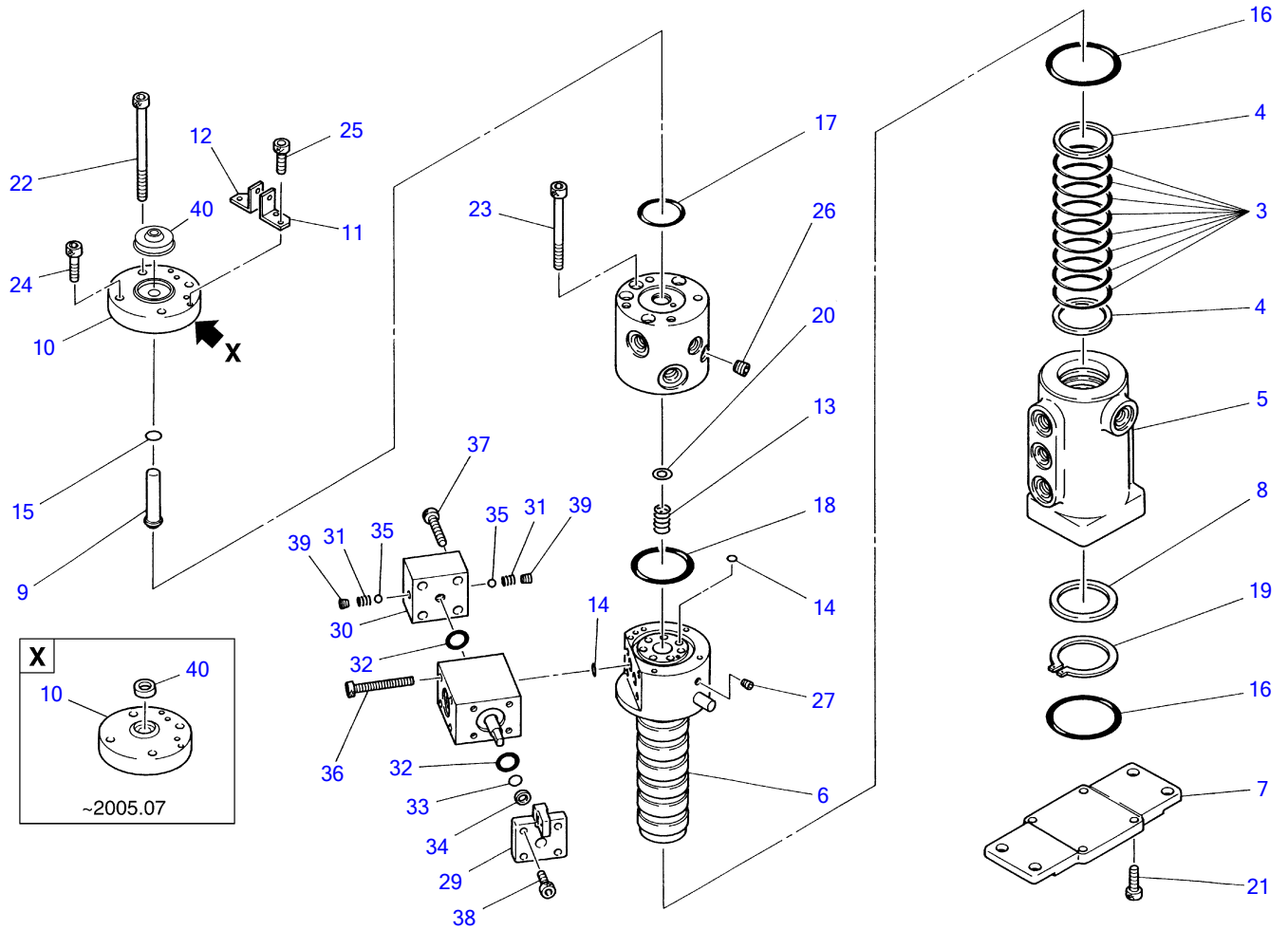
**TOOL & ACCESSORIES (for Japan)**

Item	Part number	Description	Q'ty	Chan.	Serial No.	Serv.	Remarks
0	<b>0329214500</b>	TOOL SET	1				X03292-14500-0
1	<b>1691900001</b>	• CASE	1				
2	<b>1691010800</b>	• GUN, grease	1				
0-1	<b>0329214020</b>	• TOOL SET	1				
3	<b>1910006112</b>	• • SCREWDRIVER	1				
4	<b>1910047081</b>	• • SPANNER	1				
5	<b>1910047082</b>	• • SPANNER	1				
6	<b>1910096081</b>	• • WRENCH,filter	1				
7	<b>1690001922</b>	• • SPANNER	1				
8	<b>1690100013</b>	• • SPANNER	1				
9	<b>1690400250</b>	• • WRENCH,monkey	1				
10	<b>1690500200</b>	• • PLIER	1				
11	<b>1692000026</b>	• • WRENCH,hex	1				
12	<b>1691400001</b>	• • CASE	1				
13	<b>0359325160</b>	PLATE	1				
	<b>B5g200</b>						



Item	Part number	Description	PAINTED COLOR			Remarks
			Q'ty	Chan.	Serial No.	
		PAINTED COLOR				X03291-50700-1
1	1919060105	RED	1			
	1919069105	RED	1			spray
2	1919060144	GRAY	1			
	1919069144	GRAY	1			spray
3	1919060142	LIGHT GRAY	1			
	1919069142	LIGHT GRAY	1			spray
6	1919060159	BLACK	1			
	1919069159	BLACK	1			spray
	B5g082					

TB108 Book No. BB5Z104 S/N 10820001-  
SWIVEL JOINT



B5H011

S=1/6

**SWIVEL JOINT**

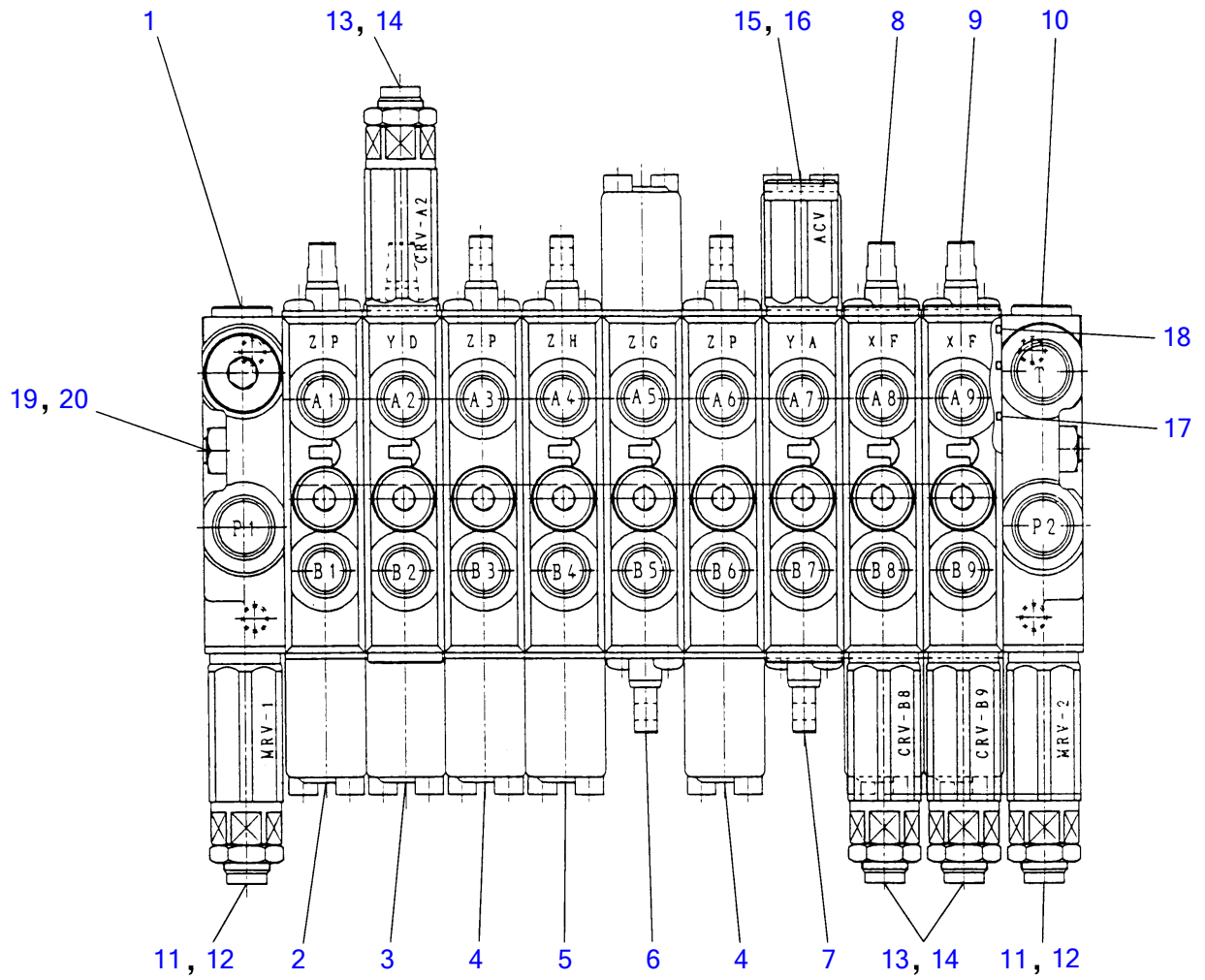
Item	Part number	Description	Q'ty	Chan.	Serial No.	Serv.	Remarks
0	<b>1904006800</b>	JOINT, swivel ASSY	1				
0-1	<b>1904006699</b>	▪ KIT, seal	1				
3	X <b>1420010500</b>	▪ ▪ O-RING	8				
4	X <b>1421030500</b>	▪ ▪ RING, back-up	2				
5	X <b>1904006801</b>	▪ HUB	1				
6	X <b>1904006811</b>	▪ SHAFT	1				
7	X <b>1904006821</b>	▪ FLANGE	1				
8	X <b>1904006604</b>	▪ RING	1				
9	X <b>1904006608</b>	▪ PIN	1				
10	X <b>1904006809</b>	▪ COVER	1	A	~2005.07		
	X <b>1904006819</b>	▪ COVER	1	a(H)	2005.07~		
11	X <b>1904006610</b>	▪ BRACKET	1				
12	X <b>1904006633</b>	▪ BRACKET	1				
13	X <b>1904006612</b>	▪ SPRING	1				
14	<b>1420010090</b>	▪ O-RING	9				
15	<b>1420000080</b>	▪ O-RING	1				
16	<b>1420110600</b>	▪ O-RING	2				
17	<b>1420110350</b>	▪ O-RING	1				
18	<b>1420310033</b>	▪ O-RING	1				
19	<b>1220000045</b>	▪ RING, snap	1				
20	<b>1141200008</b>	▪ WASHER	1				
21	<b>1110050820</b>	▪ SCREW, cap	4				
22	<b>1110050695</b>	▪ SCREW, cap	2				
23	<b>1110050675</b>	▪ SCREW, cap	4				
24	<b>1110050625</b>	▪ SCREW, cap	2				
25	<b>1110050512</b>	▪ SCREW, cap	4				
26	<b>1501810002</b>	▪ PLUG	2				
27	<b>1501810000</b>	▪ PLUG	1				
0-2	<b>1904006632</b>	▪ SELECTOR ASSY	1				
29	X <b>1904006653</b>	▪ ▪ COVER	1				
30	X <b>1904006654</b>	▪ ▪ COVER	1				
31	X <b>1904006655</b>	▪ ▪ SPRING	2				
32	<b>1420010160</b>	▪ ▪ O-RING	2				
33	<b>1420000100</b>	▪ ▪ O-RING	1				
34	<b>1421020100</b>	▪ ▪ RING, back-up	1				
35	<b>1390020350</b>	▪ ▪ BALL, steel	2				
36	<b>1110050555</b>	▪ ▪ SCREW, cap	4				
37	<b>1110050540</b>	▪ ▪ SCREW, cap	4				
38	<b>1110050516</b>	▪ ▪ SCREW, cap	4				
39	<b>1501810000</b>	▪ ▪ PLUG	2				
40	<b>1411170080</b>	▪ SEAL, dust	1	A	~2005.07		
	<b>1411100008</b>	▪ SEAL, dust	1	a(H)	2005.07~		

<<NOTE>>

SET "A" is interchangeable with SET "a".

**B5h011**

TB108 Book No. BB5Z104 S/N 10820001-  
CONTROL VALVE



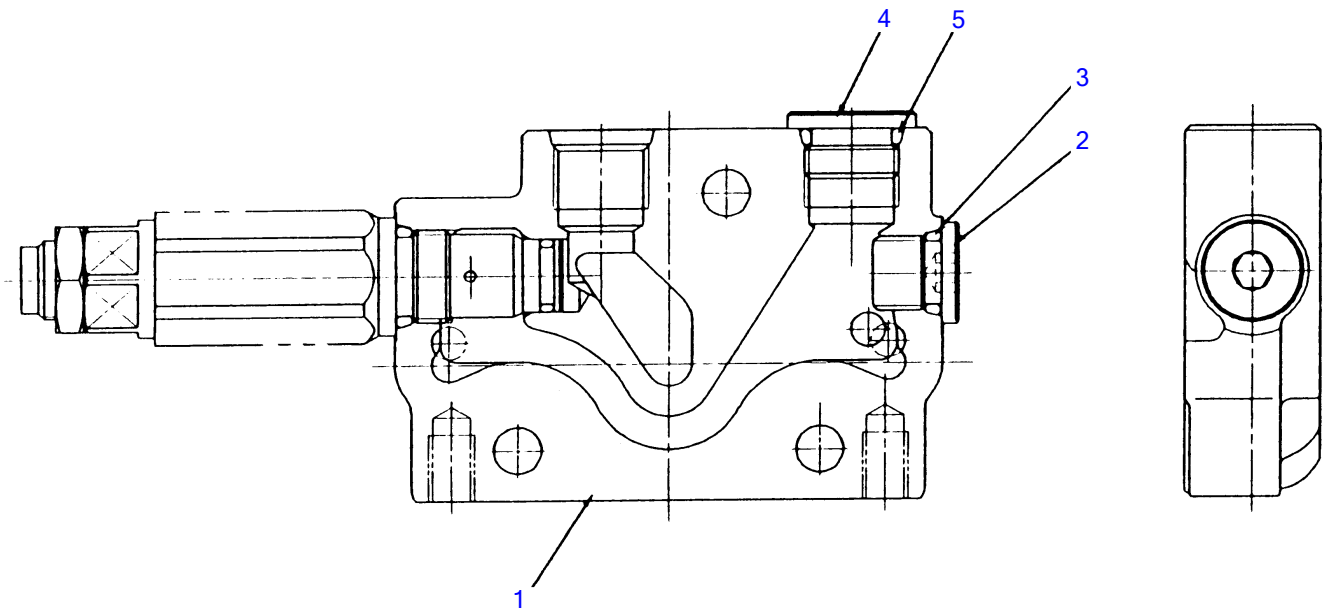
B5H020



**CONTROL VALVE**

Item	Part number	Description	Q'ty	Chan.	Serial No.	Serv.	Remarks
0	<b>1901040200</b>	VALVE ASSY, control	1				
1	<b>1901040201</b>	▪ HOUSING ASSY	1				P1
2	<b>1901040214</b>	▪ BLOCK ASSY, No.1	1				slew
3	<b>1901040212</b>	▪ BLOCK ASSY, No.2	1				arm
4	<b>1901040215</b>	▪ BLOCK ASSY, No.3	2				travel
5	<b>1901040217</b>	▪ BLOCK ASSY, No.4	1				blade
6	<b>1901040219</b>	▪ BLOCK ASSY, No.5	1				service
7	<b>1901040218</b>	▪ BLOCK ASSY, No.6	1				swing
8	<b>1901040211</b>	▪ BLOCK ASSY, No.7	1				boom
9	<b>1901040213</b>	▪ BLOCK ASSY, No.8	1				bucket
10	<b>1901040202</b>	▪ HOUSING ASSY	1				P2, T
11	<b>1901040222</b>	▪ VALVE ASSY	2				relief
12	<b>1420010140</b>	▪ ▪ O-RING	1				
13	<b>1901040221</b>	▪ VALVE ASSY	3				over load
14	<b>1420010140</b>	▪ ▪ O-RING	1				
15	<b>1901036425</b>	▪ VALVE ASSY	1				antivoid
16	<b>1420010140</b>	▪ ▪ O-RING	1				
17	<b>1420310127</b>	▪ O-RING	10				
18	<b>1420010100</b>	▪ O-RING	20				
19	<b>1901040207</b>	▪ BOLT	3				
20	<b>1130050008</b>	▪ NUT	6				
	<b>B5h020</b>						

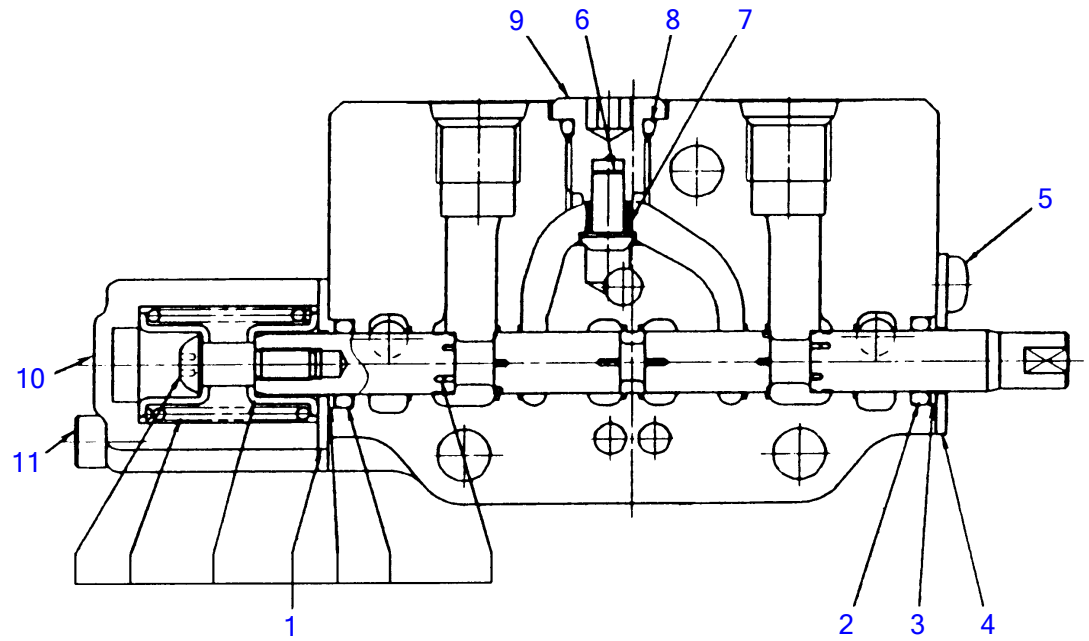
TB108 Book No. BB5Z104 S/N 10820001-  
HOUSING ASSY



B5H030

**HOUSING ASSY**

Item	Part number	Description	Q'ty	Chan.	Serial No.	Serv.	Remarks
0	<b>1901040201</b>	HOUSING ASSY	1				P1
1	<b>1901014202</b>	▪ BODY	1				
2	<b>1501750002</b>	▪ PULG	1				
	<b>1420010110</b>	▪ ▪ O-RING	1				
3	<b>1420010110</b>	▪ O-RING	1				
4	<b>1501750003</b>	▪ PULG	1				
	<b>1420010140</b>	▪ ▪ O-RING	1				
5	<b>1420010140</b>	▪ O-RING	1				
	<b>B5h030</b>						



B5H040

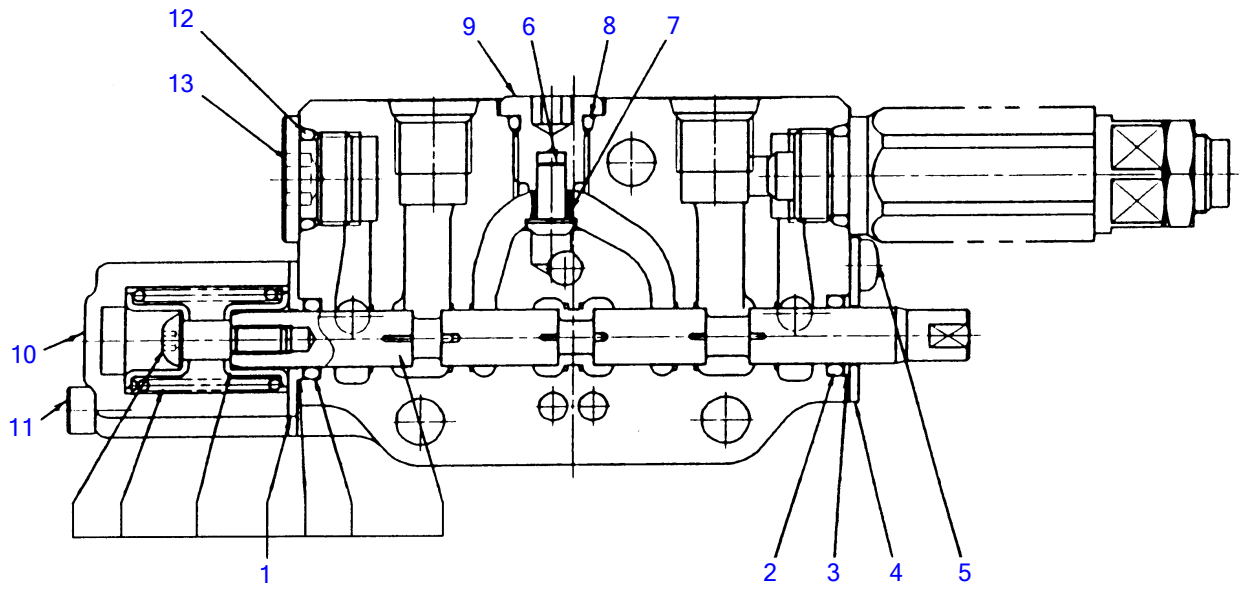
**BLOCK ASSY; No. 1**

Item	Part number	Description	Q'ty	Chan.	Serial No.	Serv.	Remarks
0	<b>1901040214</b>	BLOCK ASSY, No.1	1				slew
1	<b>1901040293</b>	▪ SPOOL ASSY	1				
2	<b>1420000101</b>	▪ O-RING	1				
3	<b>1421030101</b>	▪ RING, back-up	1				
4	<b>1901040241</b>	▪ PLATE	1				
5	<b>1120590510</b>	▪ SCREW	2				
6	<b>1901021366</b>	▪ VALVE	1				
7	<b>1901040261</b>	▪ SPRING	1				
8	<b>1420010110</b>	▪ O-RING	1				
9	<b>1901040251</b>	▪ PULG	1				
10	<b>1901040256</b>	▪ HOLDER, spring	1				
11	<b>1110020545</b>	▪ SCREW, cap	2				

**B5h040**

TB108 Book No. BB5Z104 S/N 10820001-  
BLOCK ASSY; No. 2

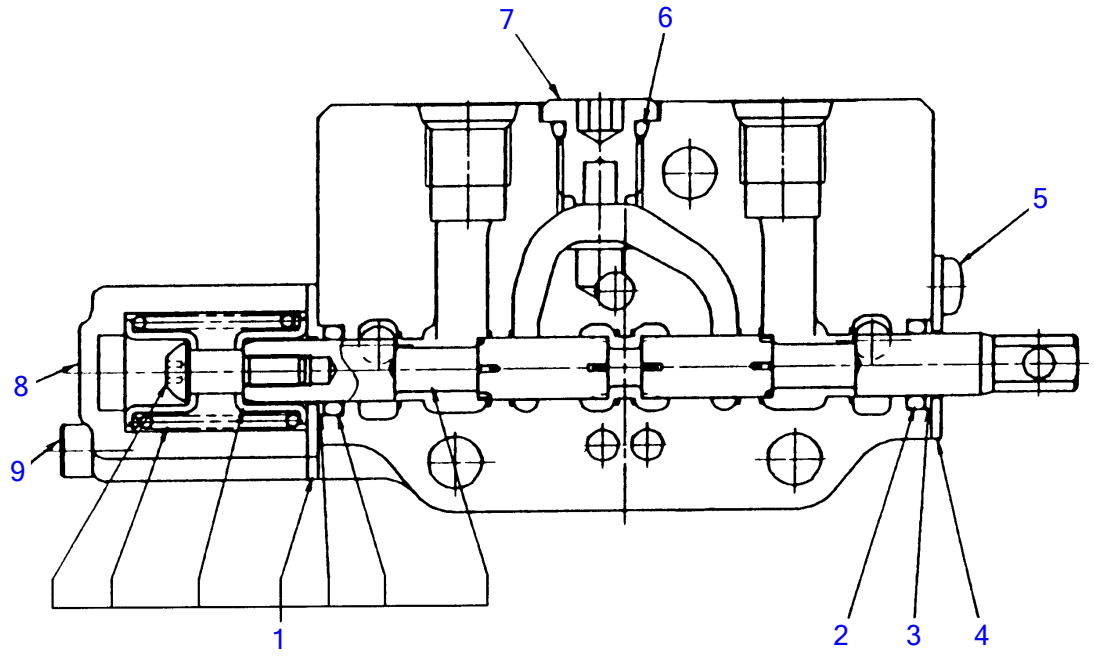
---



B5H050

**BLOCK ASSY; No. 2**

Item	Part number	Description	Q'ty	Chan.	Serial No.	Serv.	Remarks
0	<b>1901040212</b>	BLOCK ASSY, No.2	1				arm
1	<b>1901040292</b>	▪ SPOOL ASSY	1				
2	<b>1420000101</b>	▪ O-RING	1				
3	<b>1421030101</b>	▪ RING, back-up	1				
4	<b>1901040241</b>	▪ PLATE	1				
5	<b>1120590510</b>	▪ SCREW	2				
6	<b>1901021366</b>	▪ VALVE	1				
7	<b>1901040261</b>	▪ SPRING	1				
8	<b>1420010110</b>	▪ O-RING	1				
9	<b>1901040251</b>	▪ PULG	1				
10	<b>1901040256</b>	▪ HOLDER, spring	1				
11	<b>1110020545</b>	▪ SCREW, cap	2				
12	<b>1420010140</b>	▪ O-RING	1				
13	<b>1501750003</b>	▪ PULG	1				
	<b>1420010140</b>	▪ ▪ O-RING	1				
	<b>B5h050</b>						

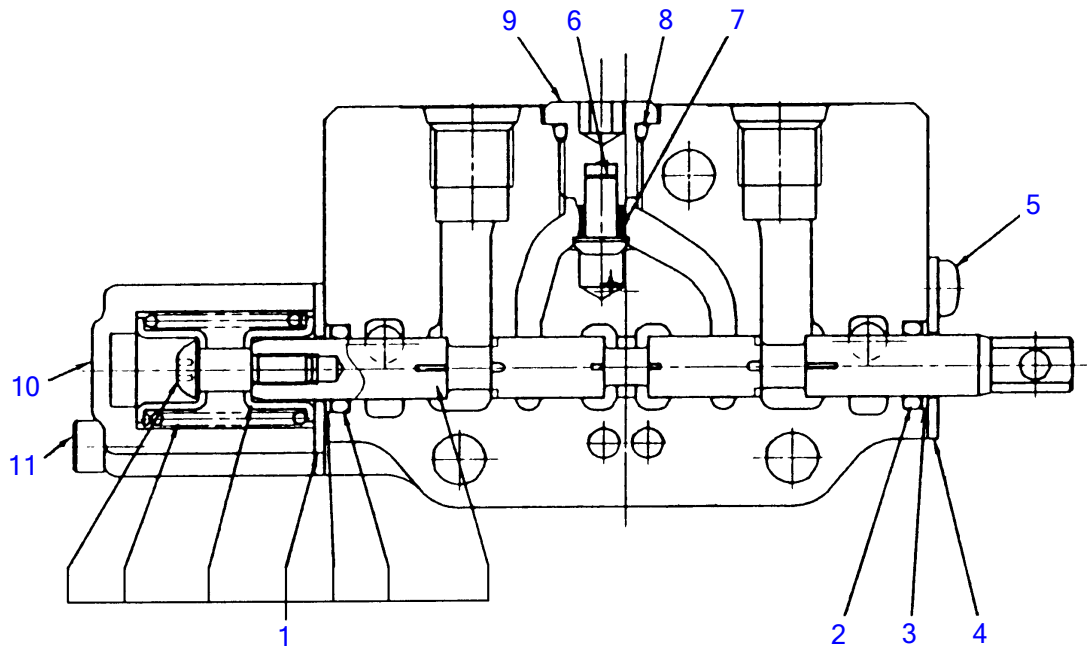


B5H060



**BLOCK ASSY; No. 3**

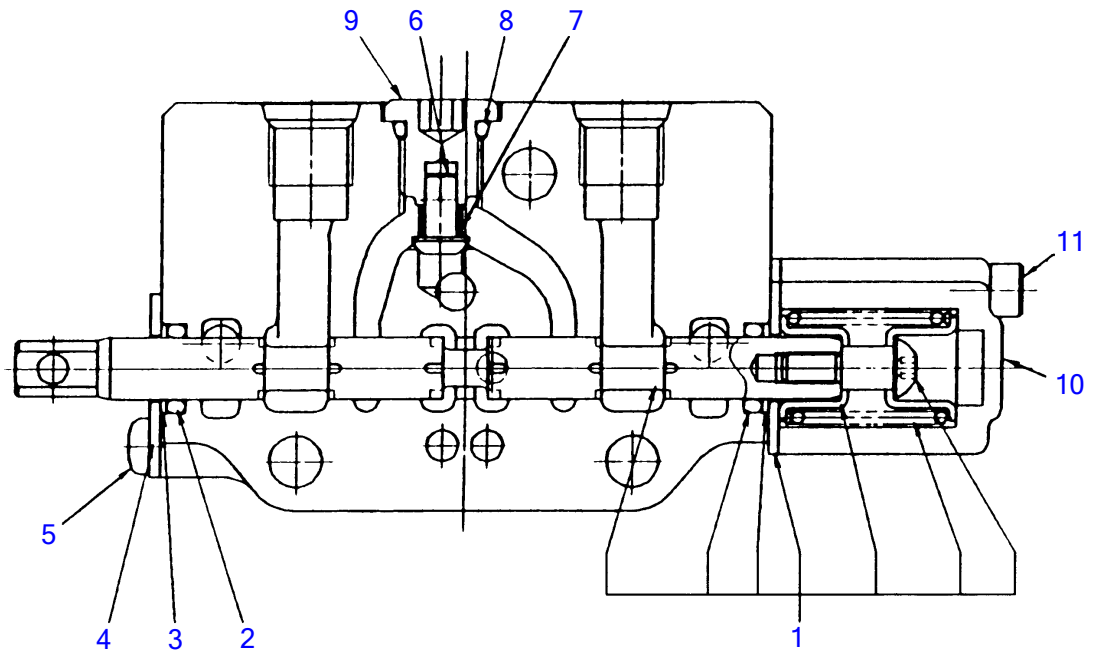
Item	Part number	Description	Q'ty	Chan.	Serial No.	Serv.	Remarks
0	<b>1901040215</b>	BLOCK ASSY, No.3	2				travel
1	<b>1901040297</b>	▪ SPOOL ASSY	1				
2	<b>1420000101</b>	▪ O-RING	1				
3	<b>1421030101</b>	▪ RING, back-up	1				
4	<b>1901040241</b>	▪ PLATE	1				
5	<b>1120590510</b>	▪ SCREW	2				
6	<b>1420010110</b>	▪ O-RING	1				
7	<b>1901040251</b>	▪ PULG	1				
8	<b>1901040256</b>	▪ HOLDER, spring	1				
9	<b>1110020545</b>	▪ SCREW, cap	2				
	<b>B5h060</b>						



B5H070

**BLOCK ASSY; No. 4**

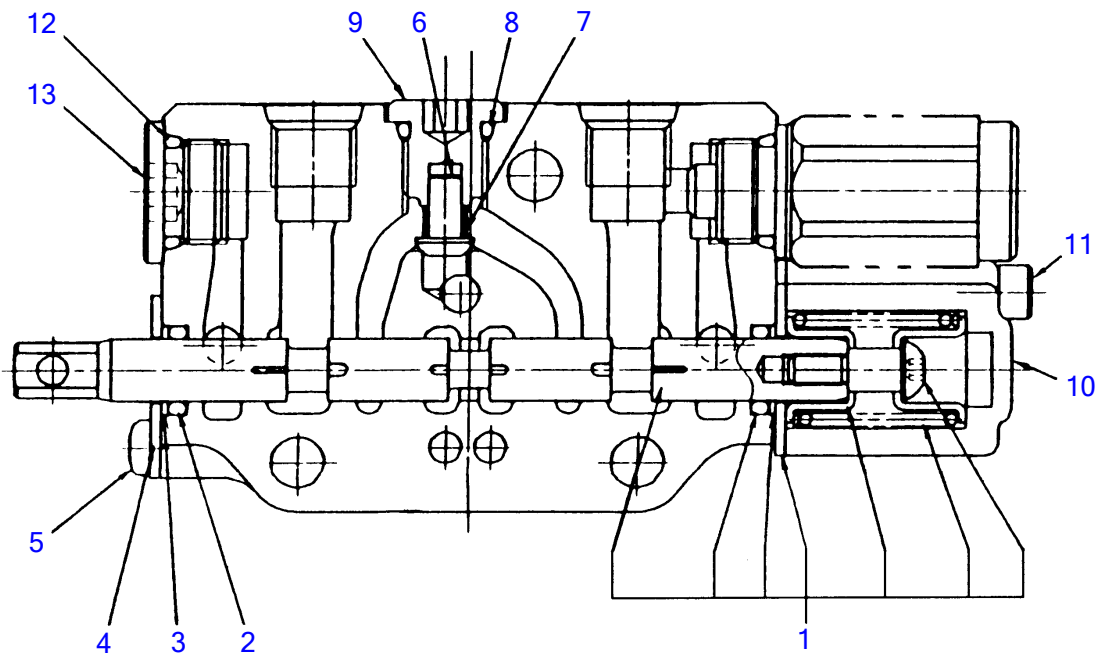
Item	Part number	Description	Q'ty	Chan.	Serial No.	Serv.	Remarks
0	<b>1901040217</b>	BLOCK ASSY, No.4	1				blade
1	<b>1901040291</b>	▪ SPOOL ASSY	1				
2	<b>1420000101</b>	▪ O-RING	1				
3	<b>1421030101</b>	▪ RING, back-up	1				
4	<b>1901040241</b>	▪ PLATE	1				
5	<b>1120590510</b>	▪ SCREW	2				
6	<b>1901021366</b>	▪ VALVE	1				
7	<b>1901040261</b>	▪ SPRING	1				
8	<b>1420010110</b>	▪ O-RING	1				
9	<b>1901040251</b>	▪ PULG	1				
10	<b>1901040256</b>	▪ HOLDER, spring	1				
11	<b>1110020545</b>	▪ SCREW, cap	2				
	<b>B5h070</b>						



B5H080

**BLOCK ASSY; No. 5**

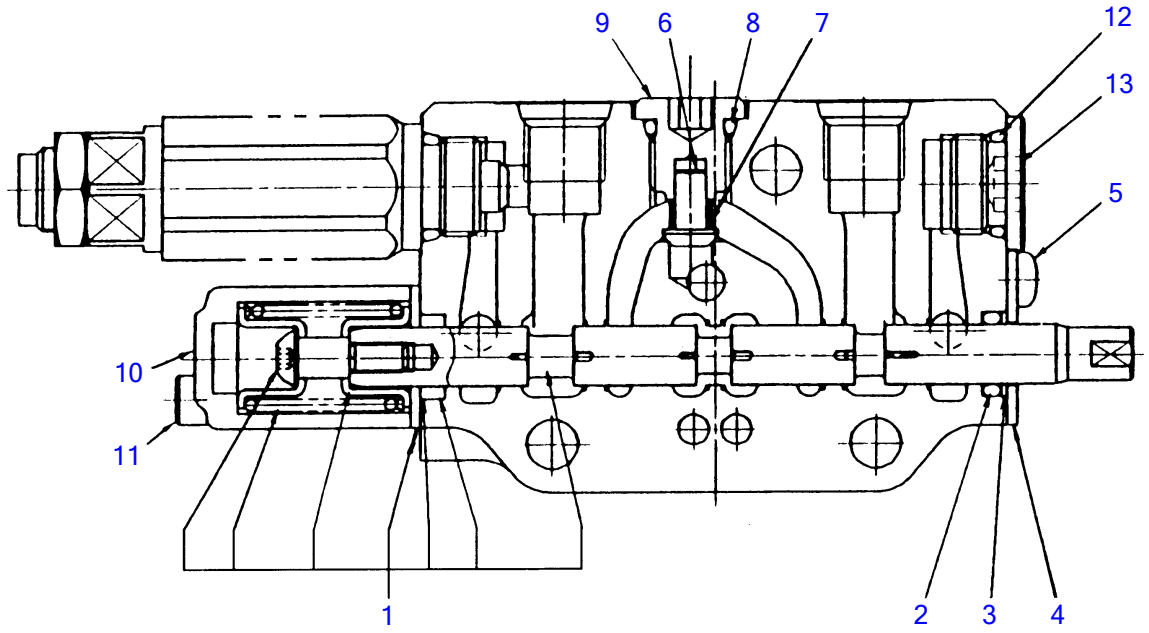
Item	Part number	Description	Q'ty	Chan.	Serial No.	Serv.	Remarks
0	<b>1901040219</b>	BLOCK ASSY, No.5	1				service
1	<b>1901040298</b>	▪ SPOOL ASSY	1				
2	<b>1420000101</b>	▪ O-RING	1				
3	<b>1421030101</b>	▪ RING, back-up	1				
4	<b>1901040241</b>	▪ PLATE	1				
5	<b>1120590510</b>	▪ SCREW	2				
6	<b>1901021366</b>	▪ VALVE	1				
7	<b>1901040261</b>	▪ SPRING	1				
8	<b>1420010110</b>	▪ O-RING	1				
9	<b>1901040251</b>	▪ PULG	1				
10	<b>1901040256</b>	▪ HOLDER, spring	1				
11	<b>1110020545</b>	▪ SCREW, cap	2				
	<b>B5h080</b>						



B5H090

**BLOCK ASSY; No. 6**

Item	Part number	Description	Q'ty	Chan.	Serial No.	Serv.	Remarks
0	<b>1901040218</b>	BLOCK ASSY, No.6	1				swing
1	<b>1901040296</b>	▪ SPOOL ASSY	1				
2	<b>1420000101</b>	▪ O-RING	1				
3	<b>1421030101</b>	▪ RING, back-up	1				
4	<b>1901040241</b>	▪ PLATE	1				
5	<b>1120590510</b>	▪ SCREW	2				
6	<b>1901021366</b>	▪ VALVE	1				
7	<b>1901040261</b>	▪ SPRING	1				
8	<b>1420010110</b>	▪ O-RING	1				
9	<b>1901040251</b>	▪ PULG	1				
10	<b>1901040256</b>	▪ HOLDER, spring	1				
11	<b>1110020545</b>	▪ SCREW, cap	2				
12	<b>1420010140</b>	▪ O-RING	1				
13	<b>1501750003</b>	▪ PULG	1				
	<b>1420010140</b>	▪ ▪ O-RING	1				
	<b>B5h090</b>						

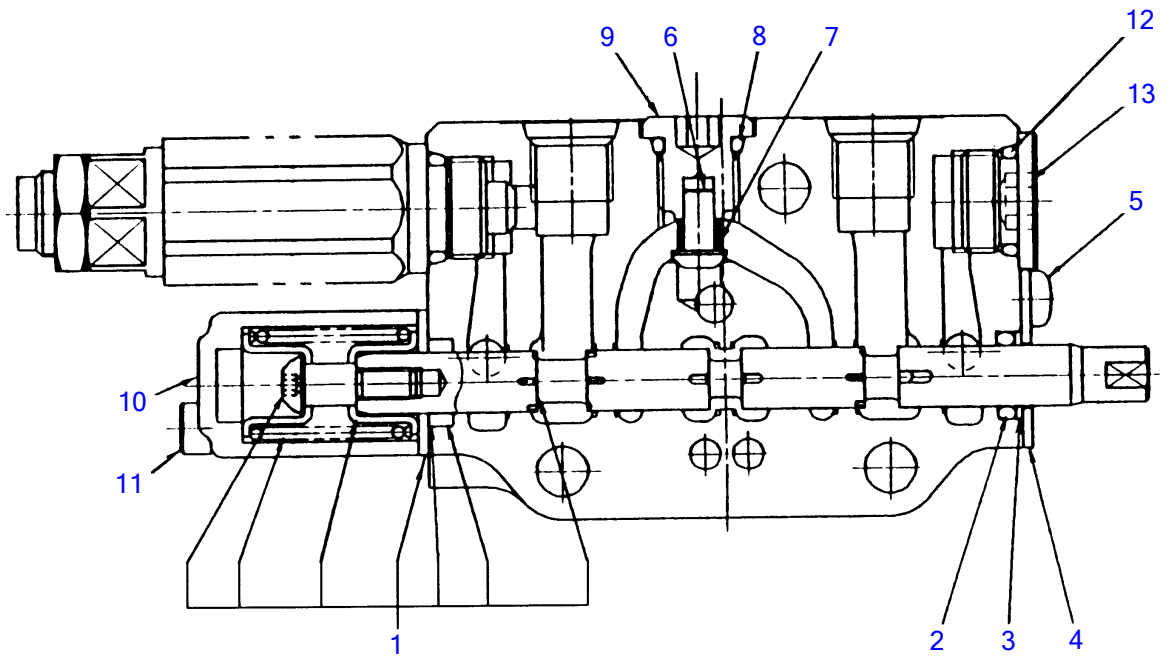


B5H100



**BLOCK ASSY; No. 7**

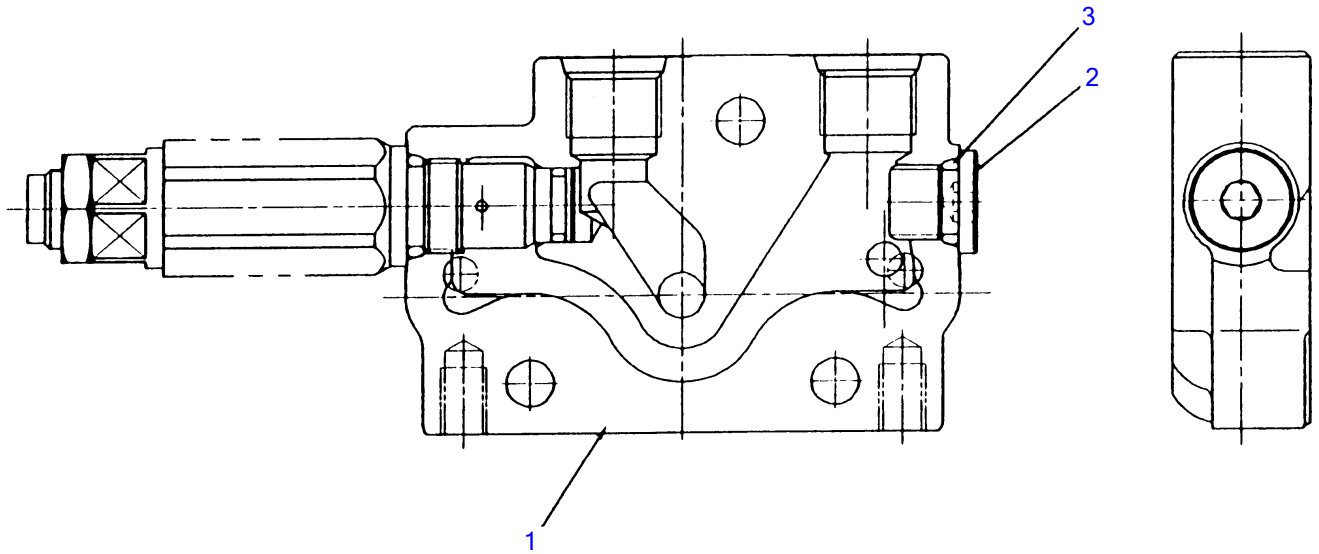
Item	Part number	Description	Q'ty	Chan.	Serial No.	Serv.	Remarks
0	<b>1901040211</b>	BLOCK ASSY, No.7	1				boom
1	<b>1901040295</b>	▪ SPOOL ASSY	1				
2	<b>1420000101</b>	▪ O-RING	1				
3	<b>1421030101</b>	▪ RING, back-up	1				
4	<b>1901040241</b>	▪ PLATE	1				
5	<b>1120590510</b>	▪ SCREW	2				
6	<b>1901021366</b>	▪ VALVE	1				
7	<b>1901040261</b>	▪ SPRING	1				
8	<b>1420010110</b>	▪ O-RING	1				
9	<b>1901040251</b>	▪ PULG	1				
10	<b>1901040256</b>	▪ HOLDER, spring	1				
11	<b>1110020545</b>	▪ SCREW, cap	2				
12	<b>1420010140</b>	▪ O-RING	1				
13	<b>1501750003</b>	▪ PULG	1				
	<b>1420010140</b>	▪ ▪ O-RING	1				
	<b>B5h100</b>						



B5H110

**BLOCK ASSY; No. 8**

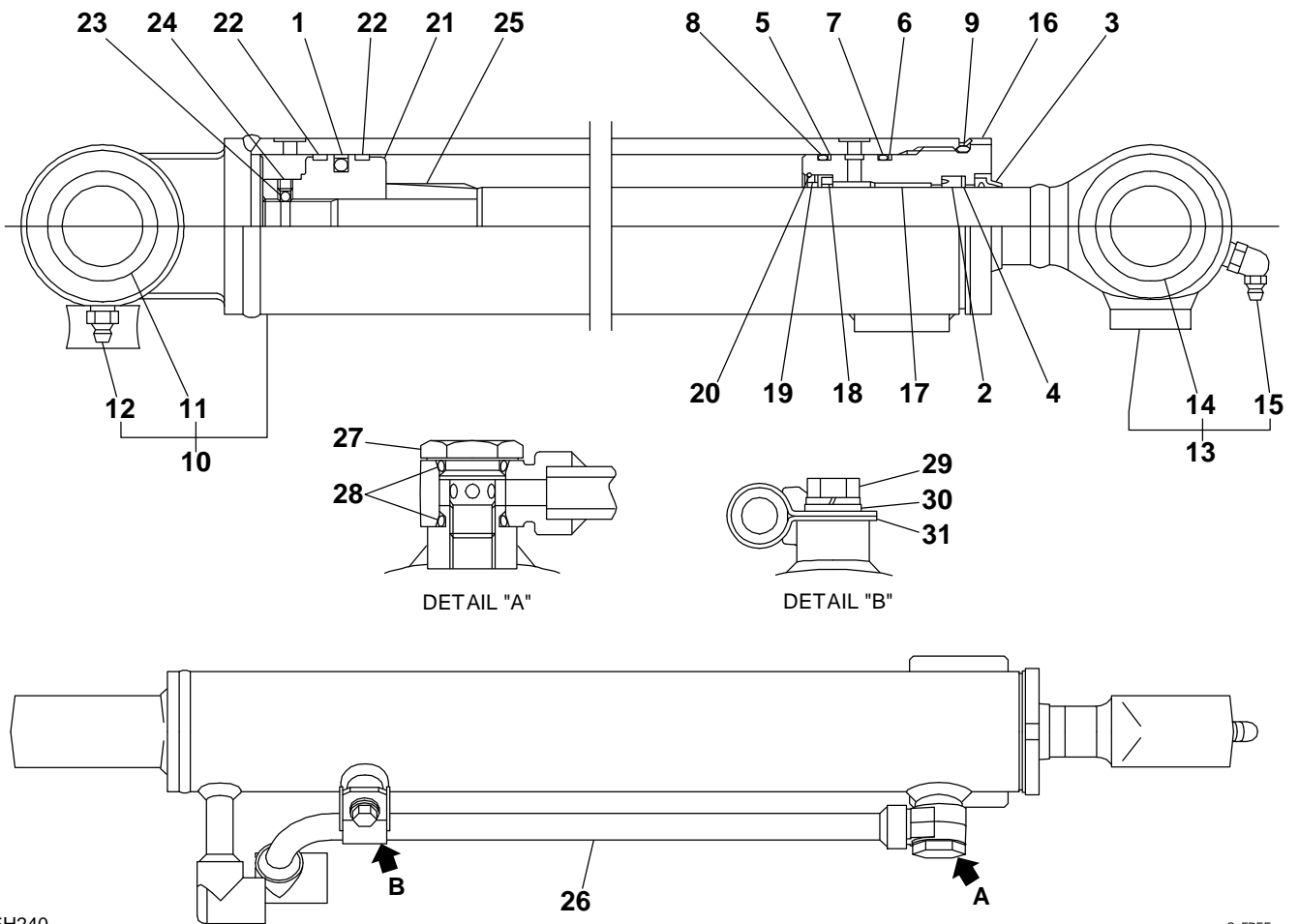
Item	Part number	Description	Q'ty	Chan.	Serial No.	Serv.	Remarks
0	<b>1901040213</b>	BLOCK ASSY, No.8	1				bucket
1	<b>1901040294</b>	▪ SPOOL ASSY	1				
2	<b>1420000101</b>	▪ O-RING	1				
3	<b>1421030101</b>	▪ RING, back-up	1				
4	<b>1901040241</b>	▪ PLATE	1				
5	<b>1120590510</b>	▪ SCREW	2				
6	<b>1901021366</b>	▪ VALVE	1				
7	<b>1901040261</b>	▪ SPRING	1				
8	<b>1420010110</b>	▪ O-RING	1				
9	<b>1901040251</b>	▪ PULG	1				
10	<b>1901040256</b>	▪ HOLDER, spring	1				
11	<b>1110020545</b>	▪ SCREW, cap	2				
12	<b>1420010140</b>	▪ O-RING	1				
13	<b>1501750003</b>	▪ PULG	1				
	<b>1420010140</b>	▪ ▪ O-RING	1				
	<b>B5h110</b>						



B5H120

HOUSING ASSY						
Item	Part number	Description	Q'ty	Chan.	Serial No.	Serv. Remarks
0	1901040202	HOUSING ASSY	1			P2, T
1	1901040203	▪ BODY	1			
2	1501750002	▪ PULG	1			
	1420010110	▪ ▪ O-RING	1			
3	1420010110	▪ O-RING	1			
	B5h120					

**TB108 [P-TB108BBB] BB5Z104-1 S/N 10820001-  
BOOM CYLINDER (10821318~)**



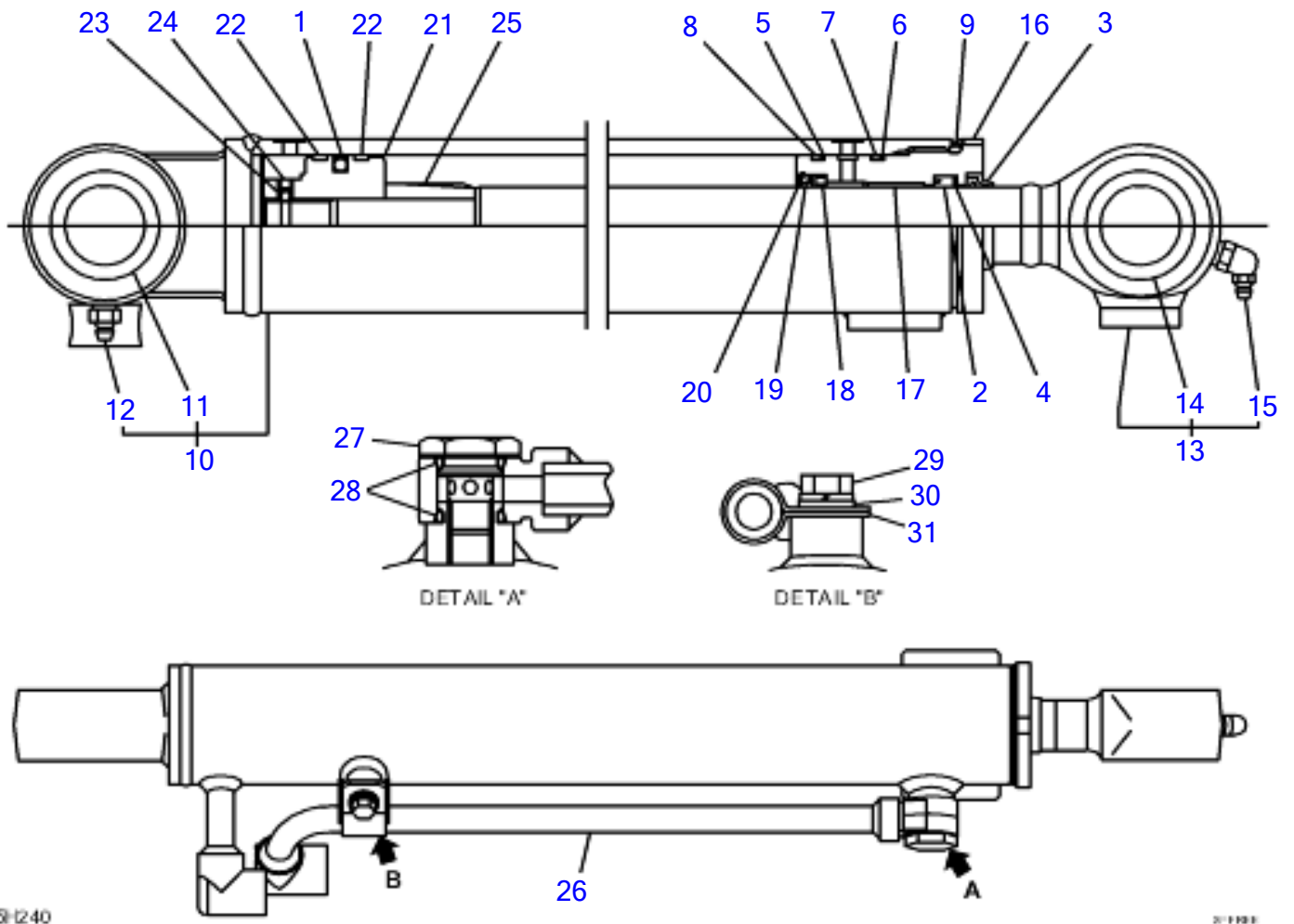
B5H240

S=FREE

**BOOM CYLINDER**

Item	Part number	Description	Q'ty	Chan.	Serial No.	Serv.	Remarks
0	<b>1900096200</b>	CYLINDER ASSY	1				boom
0-1	<b>1900087599</b>	· KIT, seal	1				
1	X <b>1900056931</b>	· · PACKING, piston	1				
2	X <b>1900056932</b>	· · PACKING, rod	1				
3	X <b>1900087133</b>	· · SEAL, dust	1				
4	X <b>1421135252</b>	· · RING, back-up	1				
5	X <b>1421130450</b>	· · RING, back-up	2				
6	X <b>1420110450</b>	· · O-RING	1				
7	X <b>1420110400</b>	· · O-RING	1				
8	X <b>1420500500</b>	· · O-RING	1				
9	<b>1900096298</b>	· KIT, tube	1				
10	<b>1900044802</b>	· · BUSHING	1				
11	<b>1560001000</b>	· · FITTING, grease	1				
12	<b>1900096297</b>	· KIT, rod	1				
13	<b>1900056902</b>	· · BUSHING	1				
14	<b>1560001675</b>	· · FITTING, grease	1				
15	<b>1900056903</b>	· COVER, rod	1				
16	<b>1900087113</b>	· BUSHING	1				
17	<b>1900056916</b>	· RING, cushion	1				
18	<b>1900056915</b>	· SPACER	1				
19	<b>1900056926</b>	· STOPPER	1				
20	<b>1900057106</b>	· PISTON	1				
21	<b>1900056928</b>	· RING, wear	2				
22	<b>1390020250</b>	· BALL, steel	1				
23	<b>1121050608</b>	· SET-SCREW	1				
24	<b>1900056905</b>	· CUSHION, rod	1				
25	<b>1900096210</b>	· PIPE ASSY	1				
26	<b>1900095328</b>	· PLUG	1				
27	<b>1420010150</b>	· O-RING	2				
28	<b>1100040816</b>	· BOLT	1				
29	<b>1141110008</b>	· WASHER	1				
30	<b>1900095317</b>	· HOLDER	1				
	<b>B5h240</b>						

TB108 Book No. BB5Z104 S/N 10820001-  
BOOM CYLINDER



B5H240

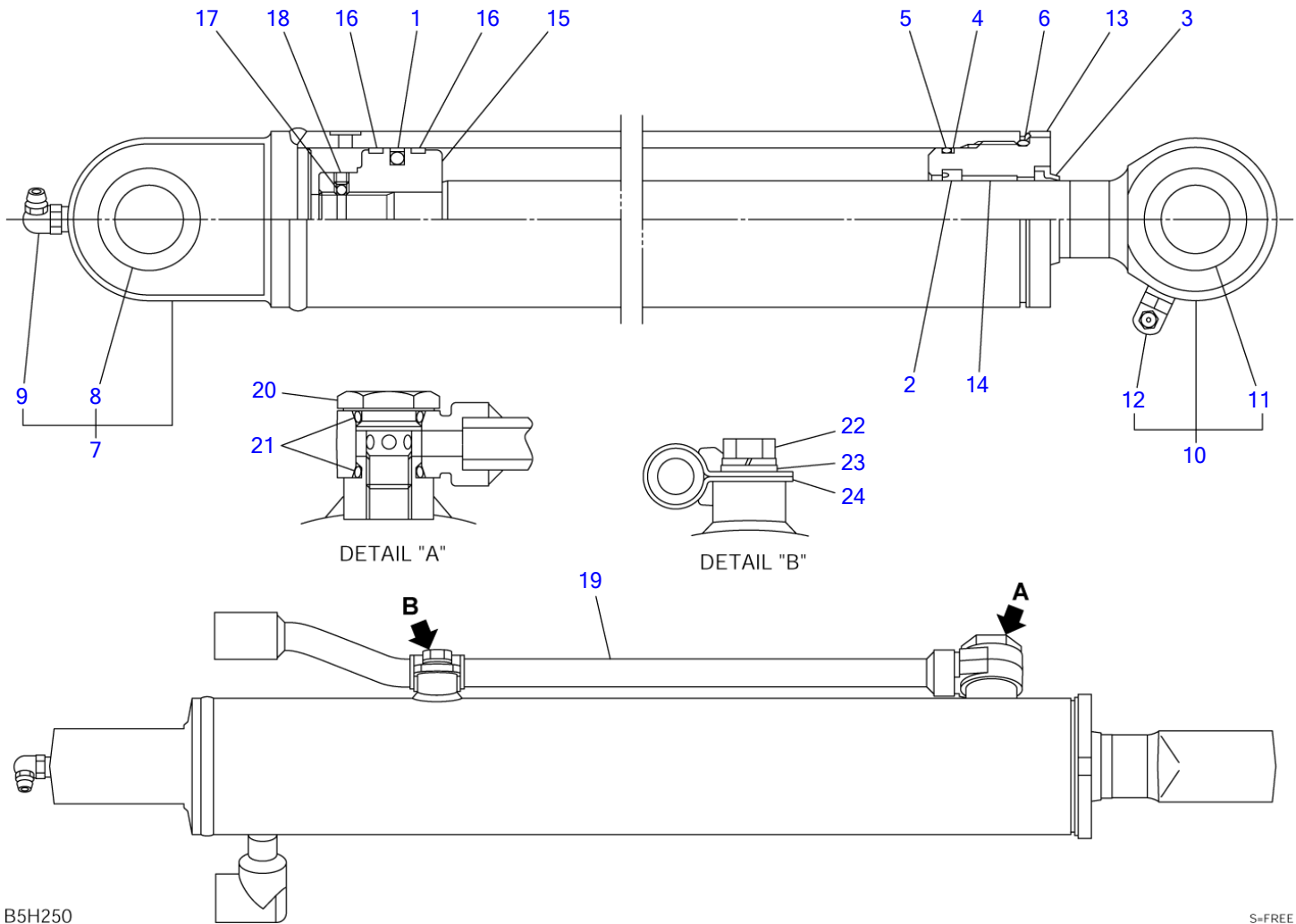
201108



**BOOM CYLINDER**

Item	Part number	Description	Q'ty	Chan.	Serial No.	Serv.	Remarks
0	<b>1900103600</b>	CYLINDER ASSY	1				boom
0-1	<b>1900103699</b>	• KIT, seal	1				
1	X <b>1900056931</b>	• • PACKING, piston	1				
2	X <b>1900056932</b>	• • PACKING, rod	1				
3	X <b>1900087133</b>	• • SEAL, dust	1				
4	X <b>1900062132</b>	• • RING, back-up	1				
5	X <b>1421130450</b>	• • RING, back-up	1				
6	X <b>1421120450</b>	• • RING, BACK-UP	1				
7	X <b>1420110450</b>	• • O-RING	1				
8	X <b>1420110400</b>	• • O-RING	1				
9	<b>1420500500</b>	* * O-RING	1				
10	<b>1900103698</b>	• KIT, tube	1				
11	<b>1900044802</b>	• • BUSHING	1				
12	<b>1560001000</b>	• • FITTING, grease	1				
13	<b>1900103697</b>	• KIT, rod	1				
14	<b>1900056902</b>	• • BUSHING	1				
15	<b>1560001675</b>	• • FITTING, grease	1				
16	<b>1900056903</b>	• COVER, rod	1				
17	<b>1900103602</b>	• BUSHING	1				
18	<b>1900056916</b>	• RING, cushion	1				
19	<b>1900056915</b>	• SPACER	1				
20	<b>1900056926</b>	• STOPPER	1				
21	<b>1900103606</b>	• PISTON	1				
22	<b>1900056928</b>	• RING, wear	2				
23	<b>1390020250</b>	• BALL, steel	1				
24	<b>1121050608</b>	• SET-SCREW	1				
25	<b>1900103616</b>	• CUSHION, rod	1				
26	<b>1900096210</b>	• PIPE ASSY	1				
27	<b>1900095328</b>	• PLUG	1				
28	<b>1420010150</b>	• O-RING	2				
29	<b>1900008162</b>	• BOLT	1				
30	<b>1141110008</b>	• WASHER	1				
31	<b>1900095317</b>	• HOLDER	1				
	<b>B5H300</b>						

TB108 Book No. BB5Z104 S/N 10820001-  
ARM CYLINDER



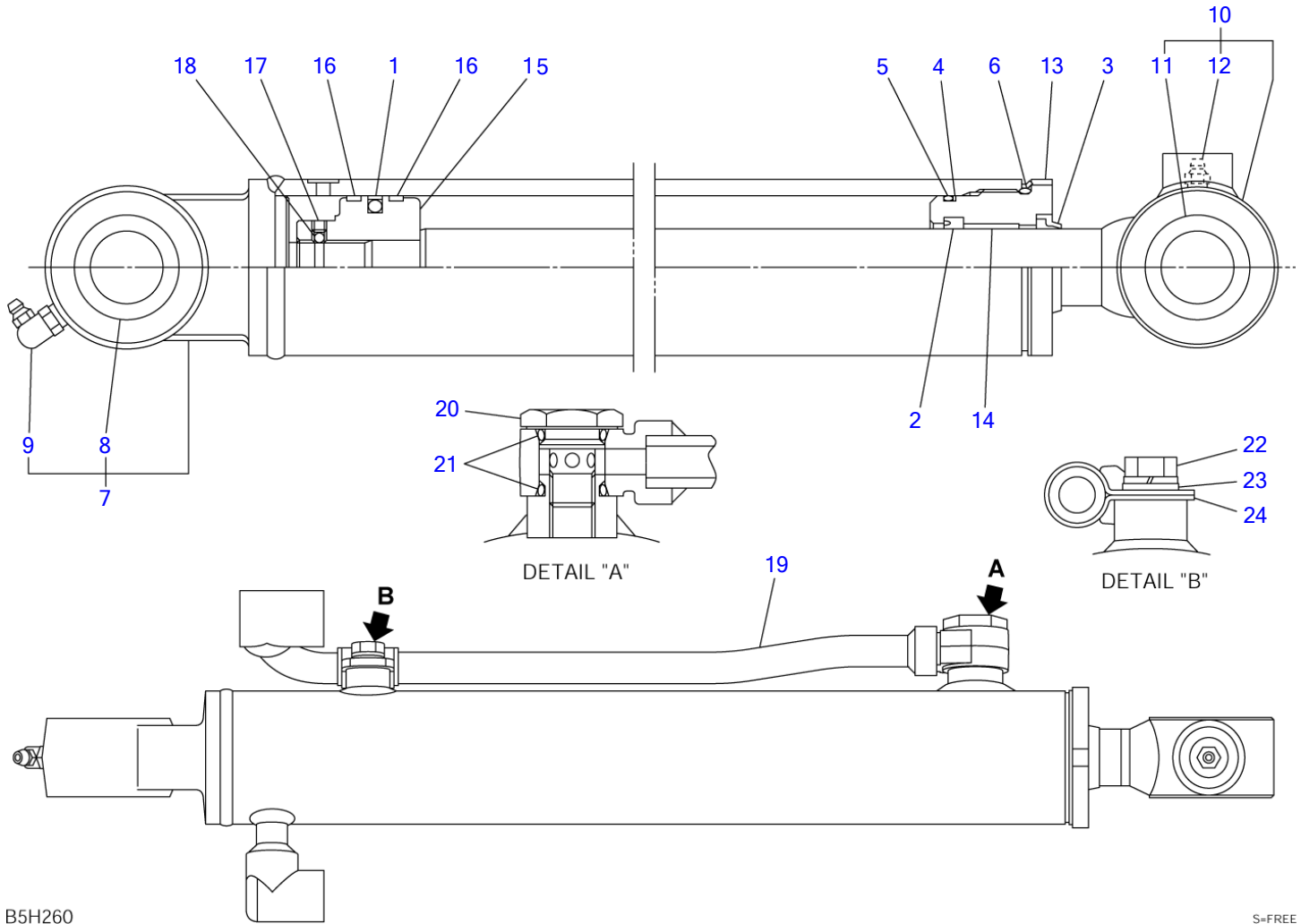
B5H250

S=FREE

**ARM CYLINDER**

Item	Part number	Description	Q'ty	Chan.	Serial No.	Serv.	Remarks
0	<b>1900096300</b>	CYLINDER ASSY	1				arm
0-1	<b>1900087499</b>	· KIT, seal	1				
1	X <b>1900051932</b>	· · PACKING, piston	1				
2	X <b>1410530408</b>	· · PACKING, rod	1				
3	X <b>1900073733</b>	· · SEAL, dust	1				
4	X <b>1421130500</b>	· · RING, back-up	1				
5	X <b>1420110500</b>	· · O-RING	1				
6	X <b>1420500550</b>	· · O-RING	1				
7	<b>1900096398</b>	· KIT, tube	1				
8	<b>1900057002</b>	· · BUSHING	1				
9	<b>1560001900</b>	· · FITTING, grease	1				
10	<b>1900087497</b>	· KIT, rod	1				
11	<b>1900056902</b>	· · BUSHING	1				
12	<b>1560001900</b>	· · FITTING, grease	1				
13	<b>1900053503</b>	· COVER, rod	1				
14	<b>1333003025</b>	· BUSHING	1				
15	<b>1900053506</b>	· PISTON	1				
16	<b>1900066726</b>	· RING, wear	2				
17	<b>1390020250</b>	· BALL, steel	1				
18	<b>1121050606</b>	· SET-SCREW	1				
19	<b>1900096310</b>	· PIPE ASSY	1				
20	<b>1900095328</b>	· PLUG	1				
21	<b>1420010150</b>	· O-RING	2				
22	<b>1100040816</b>	· BOLT	1				
23	<b>1141110008</b>	· WASHER	1				
24	<b>1900095317</b>	· HOLDER	1				
	<b>B5h250</b>						

TB108 Book No. BB5Z104 S/N 10820001-  
BUCKET CYLINDER



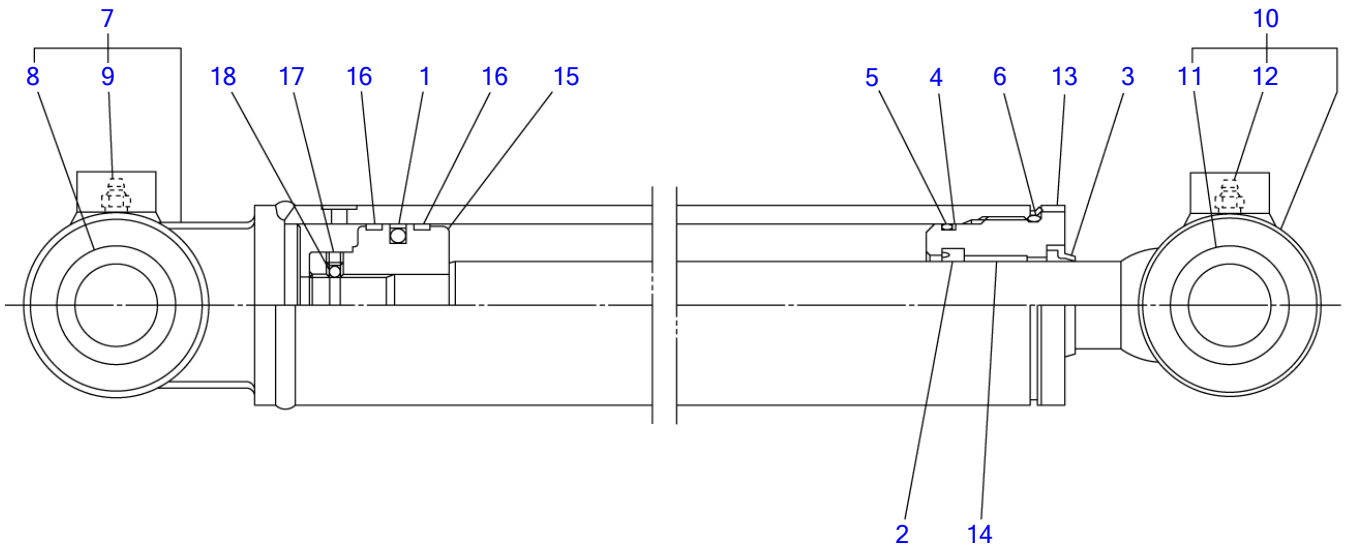
B5H260

S=FREE

**BUCKET CYLINDER**

Item	Part number	Description	Q'ty	Chan.	Serial No.	Serv.	Remarks
0	<b>1900096400</b>	CYLINDER ASSY	1				bucket
0-1	<b>1900087299</b>	• KIT, seal	1				
1	X <b>1900056931</b>	• • PACKING, piston	1				
2	X <b>1900056932</b>	• • PACKING, rod	1				
3	X <b>1900087133</b>	• • SEAL, dust	1				
4	X <b>1421130450</b>	• • RING, back-up	1				
5	X <b>1420110450</b>	• • O-RING	1				
6	X <b>1420500500</b>	• • O-RING	1				
7	<b>1900096498</b>	• KIT, tube	1				
8	<b>1900057002</b>	• • BUSHING	1				
9	<b>1560001900</b>	• • FITTING, grease	1				
10	<b>1900087397</b>	• KIT, rod	1				
11	<b>1900056902</b>	• • BUSHING	1				
12	<b>1560001000</b>	• • FITTING, grease	1				
13	<b>1900057103</b>	• COVER, rod	1				
14	<b>1900087113</b>	• BUSHING	1				
15	<b>1900057106</b>	• PISTON	1				
16	<b>1900056928</b>	• RING, wear	2				
17	<b>1121050608</b>	• SET-SCREW	1				
18	<b>1390020250</b>	• BALL, steel	1				
19	<b>1900096410</b>	• PIPE ASSY	1				
20	<b>1900095328</b>	• PLUG	1				
21	<b>1420010150</b>	• O-RING	2				
22	<b>1100040816</b>	• BOLT	1				
23	<b>1141110008</b>	• WASHER	1				
24	<b>1900095317</b>	• HOLDER	1				
	<b>B5h260</b>						

TB108 Book No. BB5Z104 S/N 10820001-  
DOZER BLADE CYLINDER



B5H160

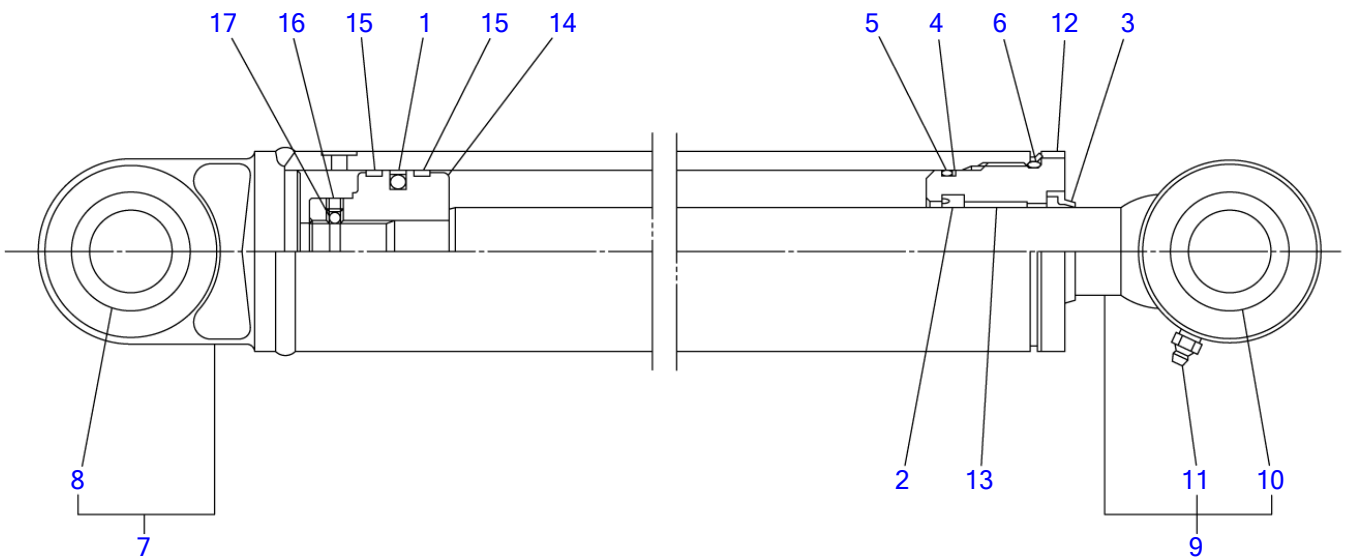
S=FREE

**DOZER BLADE CYLINDER**

Item	Part number	Description	Q'ty	Chan.	Serial No.	Serv.	Remarks
0	<b>1900096600</b>	CYLINDER ASSY	1				blade
0-1	<b>1900087299</b>	• KIT, seal	1				
1	X <b>1900056931</b>	• • PACKING, piston	1				
2	X <b>1900056932</b>	• • PACKING, rod	1				
3	X <b>1900087133</b>	• • SEAL, dust	1				
4	X <b>1421130450</b>	• • RING, back-up	1				
5	X <b>1420110450</b>	• • O-RING	1				
6	X <b>1420500500</b>	• • O-RING	1				
7	<b>1900096698</b>	• KIT, tube	1				
8	<b>1900057002</b>	• • BUSHING	1				
9	<b>1560001000</b>	• • FITTING, grease	1				
10	<b>1900087197</b>	• KIT, rod	1				
11	<b>1900057002</b>	• • BUSHING	1				
12	<b>1560001000</b>	• • FITTING, grease	1				
13	<b>1900057103</b>	• COVER, rod	1				
14	<b>1900087113</b>	• BUSHING	1				
15	<b>1900057106</b>	• PISTON	1				
16	<b>1900056928</b>	• RING, wear	2				
17	<b>1121050608</b>	• SET-SCREW	1				
18	<b>1390020250</b>	• BALL, steel	1				
	<b>B5h270</b>						

TB108 Book No. BB5Z104 S/N 10820001-  
SWING CYLINDER

---



B5H170

S=FREE

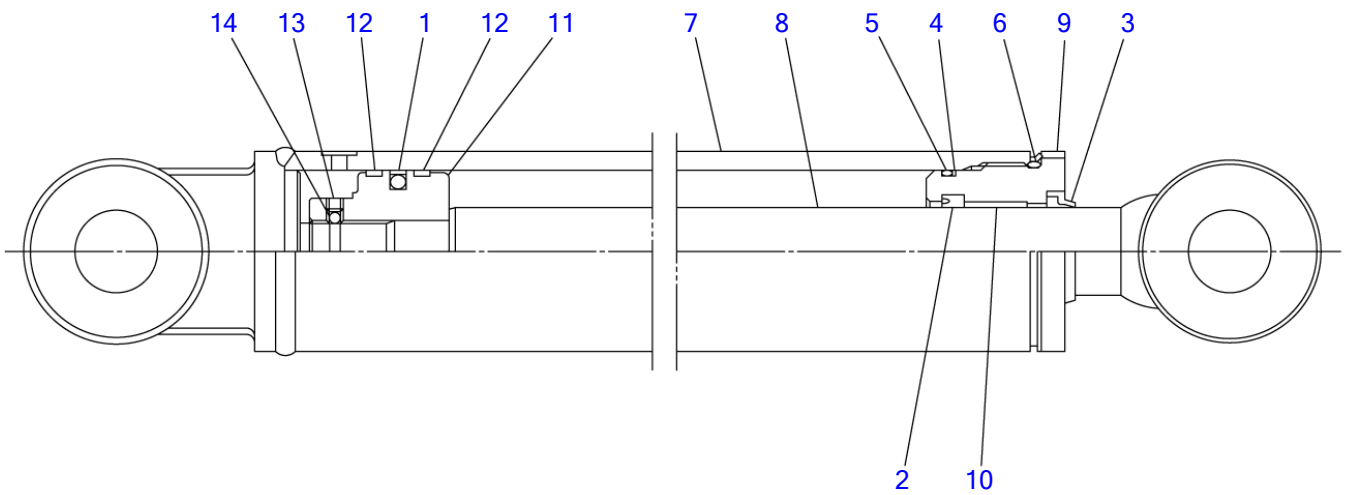


**SWING CYLINDER**

Item	Part number	Description	Q'ty	Chan.	Serial No.	Serv.	Remarks
0	<b>1900096500</b>	CYLINDER ASSY	1				swing
0-1	<b>1900087299</b>	• KIT, seal	1				
1	X <b>1900056931</b>	• • PACKING, piston	1				
2	X <b>1900056932</b>	• • PACKING, rod	1				
3	X <b>1900087133</b>	• • SEAL, dust	1				
4	X <b>1421130450</b>	• • RING, back-up	1				
5	X <b>1420110450</b>	• • O-RING	1				
6	X <b>1420500500</b>	• • O-RING	1				
7	<b>1900096598</b>	• KIT, tube	1				
8	<b>1900057002</b>	• • BUSHING	1				
9	<b>1900096597</b>	• KIT, rod	1				
10	<b>1900024720</b>	• • BUSHING	1				
11	<b>1560001000</b>	• • FITTING, grease	1				
12	<b>1900057203</b>	• COVER, rod	1				
13	<b>1900087113</b>	• BUSHING	1				
14	<b>1900057106</b>	• PISTON	1				
15	<b>1900056928</b>	• RING, wear	2				
16	<b>1121050608</b>	• SET-SCREW	1				
17	<b>1390020250</b>	• BALL, steel	1				
	<b>B5h280</b>						

TB108 Book No. BB5Z104 S/N 10820001-  
SPANNER CYLINDER

---



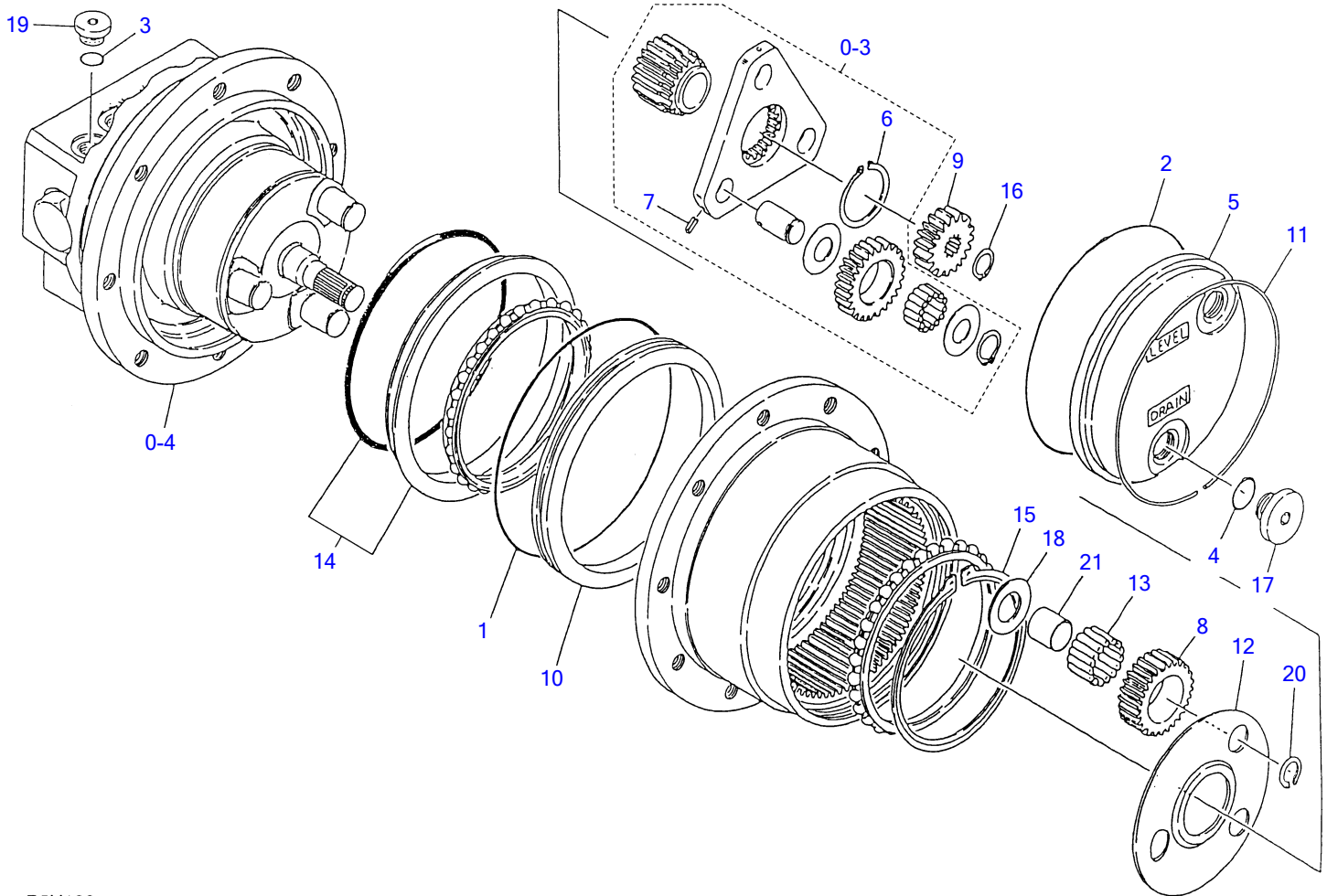
B5H180

S=FREE

**SPANNER CYLINDER**

Item	Part number	Description	Q'ty	Chan.	Serial No.	Serv.	Remarks
0	<b>1900096700</b>	CYLINDER ASSY	1				spanner
0-1	<b>1900087299</b>	▪ KIT, seal	1				
1	X <b>1900056931</b>	▪ ▪ PACKING, piston	1				
2	X <b>1900056932</b>	▪ ▪ PACKING, rod	1				
3	X <b>1900087133</b>	▪ ▪ SEAL, dust	1				
4	X <b>1421130450</b>	▪ ▪ RING, back-up	1				
5	X <b>1420110450</b>	▪ ▪ O-RING	1				
6	X <b>1420500500</b>	▪ ▪ O-RING	1				
7	<b>1900096798</b>	▪ TUBE	1				
8	<b>1900087201</b>	▪ ROD, piston	1				
9	<b>1900057203</b>	▪ COVER, rod	1				
10	<b>1900087113</b>	▪ BUSHING	1				
11	<b>1900057106</b>	▪ PISTON	1				
12	<b>1900056928</b>	▪ RING, wear	2				
13	<b>1121050608</b>	▪ SET-SCREW	1				
14	<b>1390020250</b>	▪ BALL, steel	1				
	<b>B5h290</b>						

TB108 Book No. BB5Z104 S/N 10820001-  
TRAVEL MOTOR (1/3) (reduction sec.)

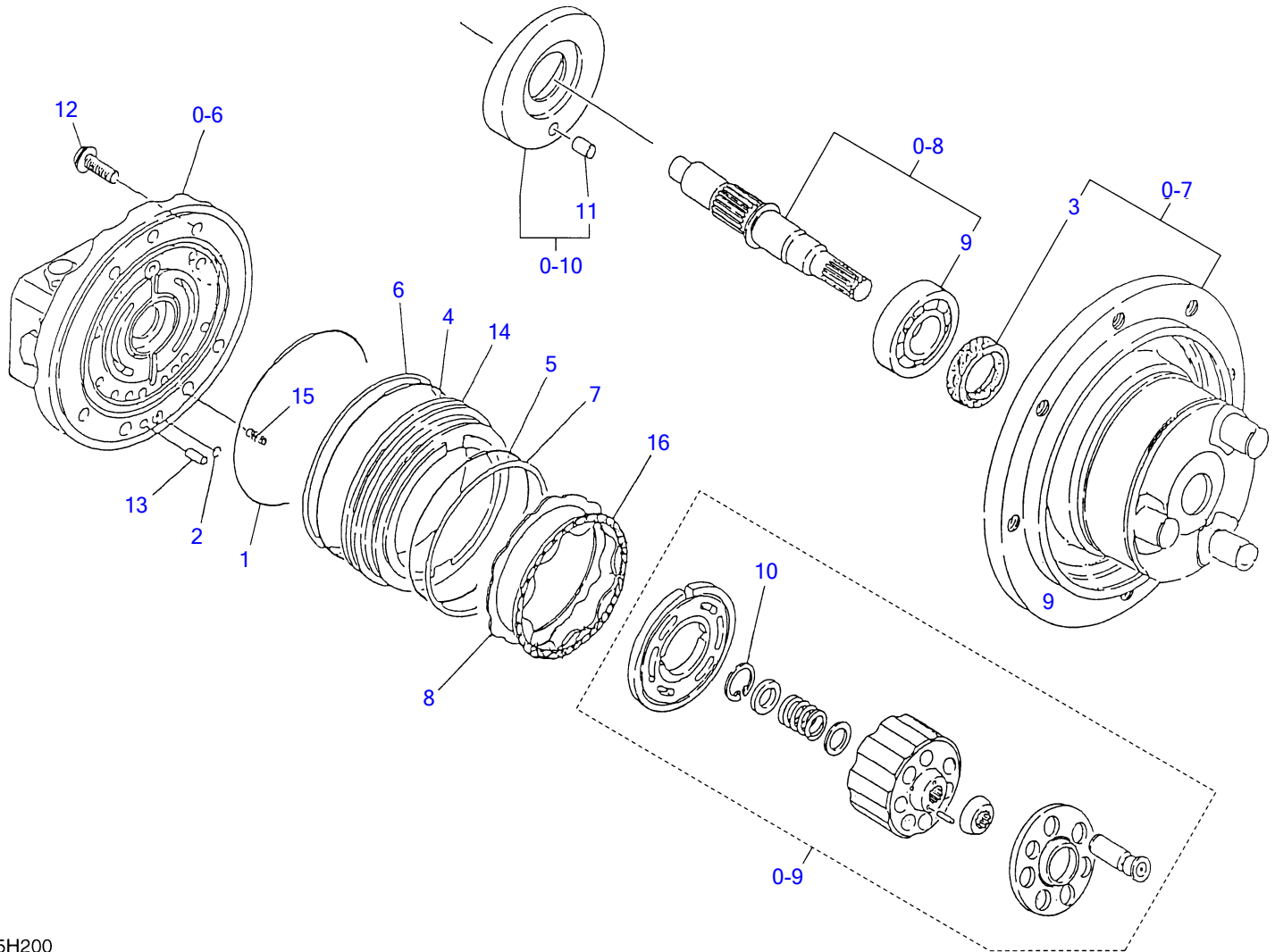


B5H190

**TRAVEL MOTOR (1/3) (reduction sec.)**

Item	Part number	Description	Q'ty	Chan.	Serial No.	Serv.	Remarks
0	<b>1903122400</b>	MOTOR ASSY, travel	1				
0-1	X *****	• REDUCTION ASSY	1				
0-2	<b>1912906999</b>	• • KIT, seal	1				
1	X <b>1420101300</b>	• • • O-RING	1				
2	X <b>1420300248</b>	• • • O-RING	1				
3	X <b>1420010110</b>	• • • O-RING	1				
4	X <b>1420010140</b>	• • • O-RING	2				
5	<b>1903121202</b>	• • COVER	1				
0-3	<b>1912906998</b>	• • CARRIER ASSY, sub	1				
6	<b>1220000026</b>	• • • RING, snap	1				
7	<b>1213000312</b>	• • • PIN, spring	3				
8	<b>1903121206</b>	• • GEAR	3				
9	<b>1912906909</b>	• • GEAR	1				
10	<b>1903121212</b>	• • RING, seal	1				
11	<b>1903118113</b>	• • RING, snap	1				
12	<b>1912906914</b>	• • PLATE	1				
13	<b>1903118116</b>	• • NEEDLE	45				
14	<b>1903121218</b>	• • SEAL, floating	1				
15	<b>1903121222</b>	• • RING, snap	1				
16	<b>1220000013</b>	• • RING, snap	1				
17	<b>1903118932</b>	• • PLUG	2				
0-4	<b>1903906000</b>	• • KIT, motor	1				
18	<b>1903121234</b>	• • WASHER	3				
19	<b>1903901930</b>	• • PLUG	1				
20	<b>1903918137</b>	• • RING, snap	3				
21	<b>1903121238</b>	• • RING	3				
	<b>B5h190</b>						

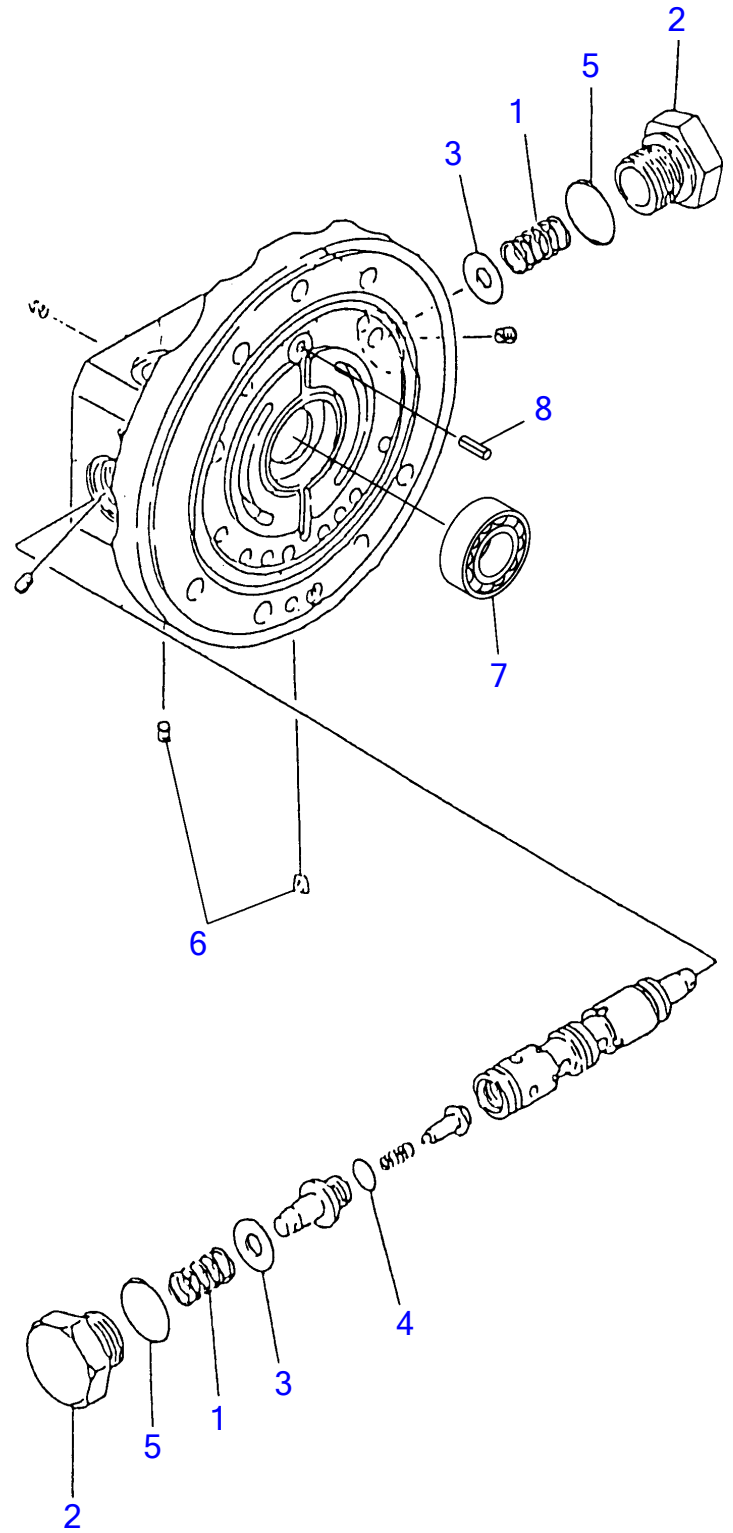
TB108 Book No. BB5Z104 S/N 10820001-  
TRAVEL MOTOR (2/3) (motor sec.)



B5H200

**TRAVEL MOTOR (2/3) (motor sec.)**

Item	Part number	Description	Q'ty	Chan.	Serial No.	Serv.	Remarks
0	<b>1903122400</b>	MOTOR ASSY, travel	1				
0-4	X *****	• KIT, motor	1				
0-5	<b>1903906099</b>	• • KIT, seal	1				
1	X <b>1420111050</b>	• • • O-RING	1				
2	X <b>1420010060</b>	• • • O-RING	1				
3	X <b>1903904226</b>	• • • SEAL, dust	1				
4	X <b>1420110950</b>	• • • O-RING	1				
5	X <b>1420110900</b>	• • • O-RING	1				
6	X <b>1421130950</b>	• • • RING, back-up	1				
7	X <b>1421130900</b>	• • • RING, back-up	1				
0-6	<b>1903906098</b>	• • KIT, body 1	1				
0-7	<b>1903906097</b>	• • KIT, body 2	1				
8	<b>1903906028</b>	• • PLATE	1				
0-8	<b>1903906096</b>	• • KIT, shaft	1				
9	<b>1300006004</b>	• • • BEARING	1				
0-9	<b>1903905295</b>	• • KIT, cylinder	1				
10	<b>1221000028</b>	• • • RING, snap	1				
0-10	<b>1903906094</b>	• • PLATE, swash	1				
11	<b>1212000810</b>	• • • PIN	1				
12	<b>1903904230</b>	• • SCREW	7				
13	<b>1212000614</b>	• • PIN	1				
14	<b>1903904217</b>	• • PISTON, brake	1				
15	<b>1903906026</b>	• • SPRING	8				
16	<b>1903905228</b>	• • PLATE	1				
	<b>B5h200</b>						



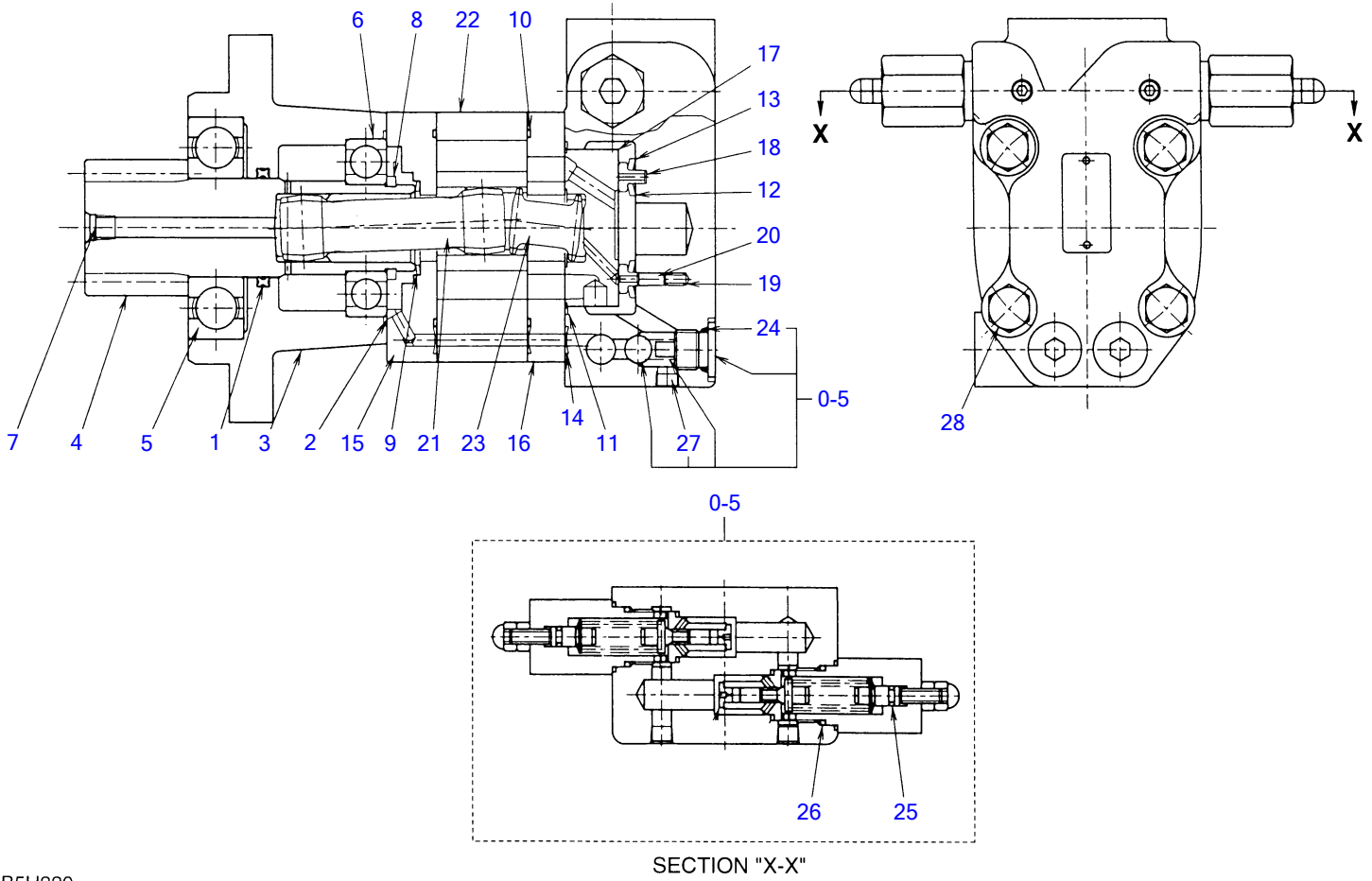
B5H210



**TRAVEL MOTOR (3/3) (valve sec.)**

Item	Part number	Description	Q'ty	Chan.	Serial No.	Serv.	Remarks
0	<b>1903122400</b>	MOTOR ASSY, travel	1				
0-6	<b>1903906098</b>	▪ KIT, body 1	1				
1	<b>1903904247</b>	▪ ▪ SPRING	2				
2	<b>1901807010</b>	▪ ▪ PLUG	2				
3	<b>1901804510</b>	▪ ▪ RING	2				
4	<b>1420000100</b>	▪ ▪ O-RING	2				
5	<b>1420010140</b>	▪ ▪ O-RING	2				
6	<b>1501810000</b>	▪ ▪ PLUG	2				
7	<b>1300006201</b>	▪ ▪ BEARING	1				
8	<b>1213000512</b>	▪ ▪ PIN, spring	1				
	<b>B5h210</b>						

TB108 Book No. BB5Z104 S/N 10820001-  
SLEW MOTOR



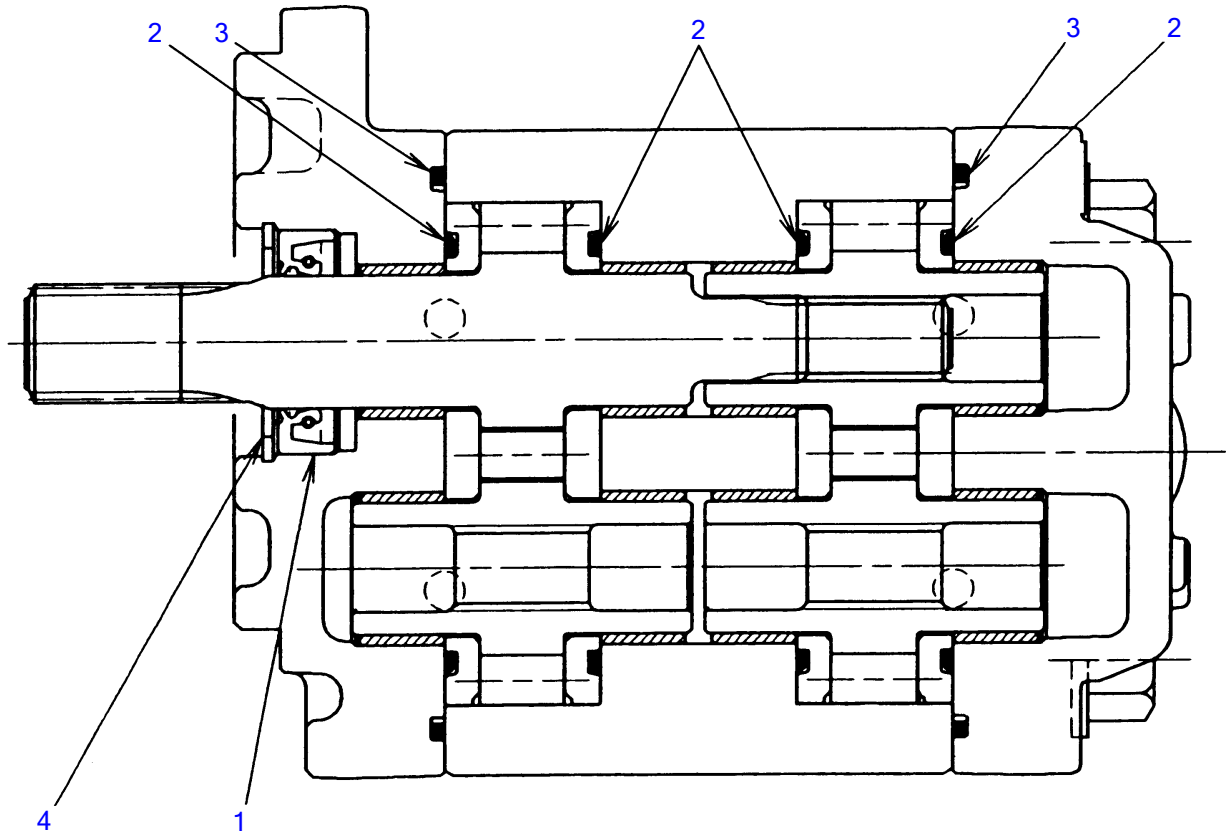
B5H220

**SLEW MOTOR**

Item	Part number	Description	Q'ty	Chan.	Serial No.	Serv.	Remarks
0	1903122300	MOTOR ASSY, slew	1				
0-1	1912906700	· GEAR ASSY	1				
0-2	1912906799	· · KIT, seal	1				
1	X 1912906706	· · · X-RING	1				
2	X 1420310041	· · · O-RING	1				
3	1912906701	· · HOUSING	1				
4	1912906702	· · GEAR	1				
5	1912902203	· · BEARING	1				
6	1903104707	· · BEARING	1				
7	1903103646	· · PLUG	2				
8	1903900437	· · RING, retaining	1				
0-3	1903905900	· MOTOR ASSY	1				
0-4	1903905999	· · KIT, seal	1				
9	X 1432900017	· · · SEAL	1				
10	X 1420310041	· · · O-RING	2				
11	X 1420310038	· · · O-RING	1				
12	X 1903905918	· · · SEAL	1				
13	X 1903905920	· · · SEAL	1				
14	X 1420310011	· · · O-RING	3				
15	1903117817	· · PLATE	1				
16	1903904319	· · PLATE	1				
17	1903117925	· · VALVE	1				
18	1903117926	· · PLATE	1				
19	1903103632	· · SPRING	2				
20	1903103634	· · PIN	2				
21	1903903627	· · DRIVE	1				
22	1903905922	· · ROLLER	1				
23	1903102624	· · DRIVE	1				
0-5	1901811000	· · HOUSING ASSY	1				
0-6	1901811099	· · · KIT, seal	1				
24	X 1420010140	· · · · O-RING	2				
25	X 1420010050	· · · · O-RING	2				
26	X 1420010200	· · · · O-RING	2				
27	1903103646	· · · PLUG	3				
28	1903900432	· · BOLT	4				
	<b>B5h220</b>						

TB108 Book No. BB5Z104 S/N 10820001-  
HYDRAULIC PUMP

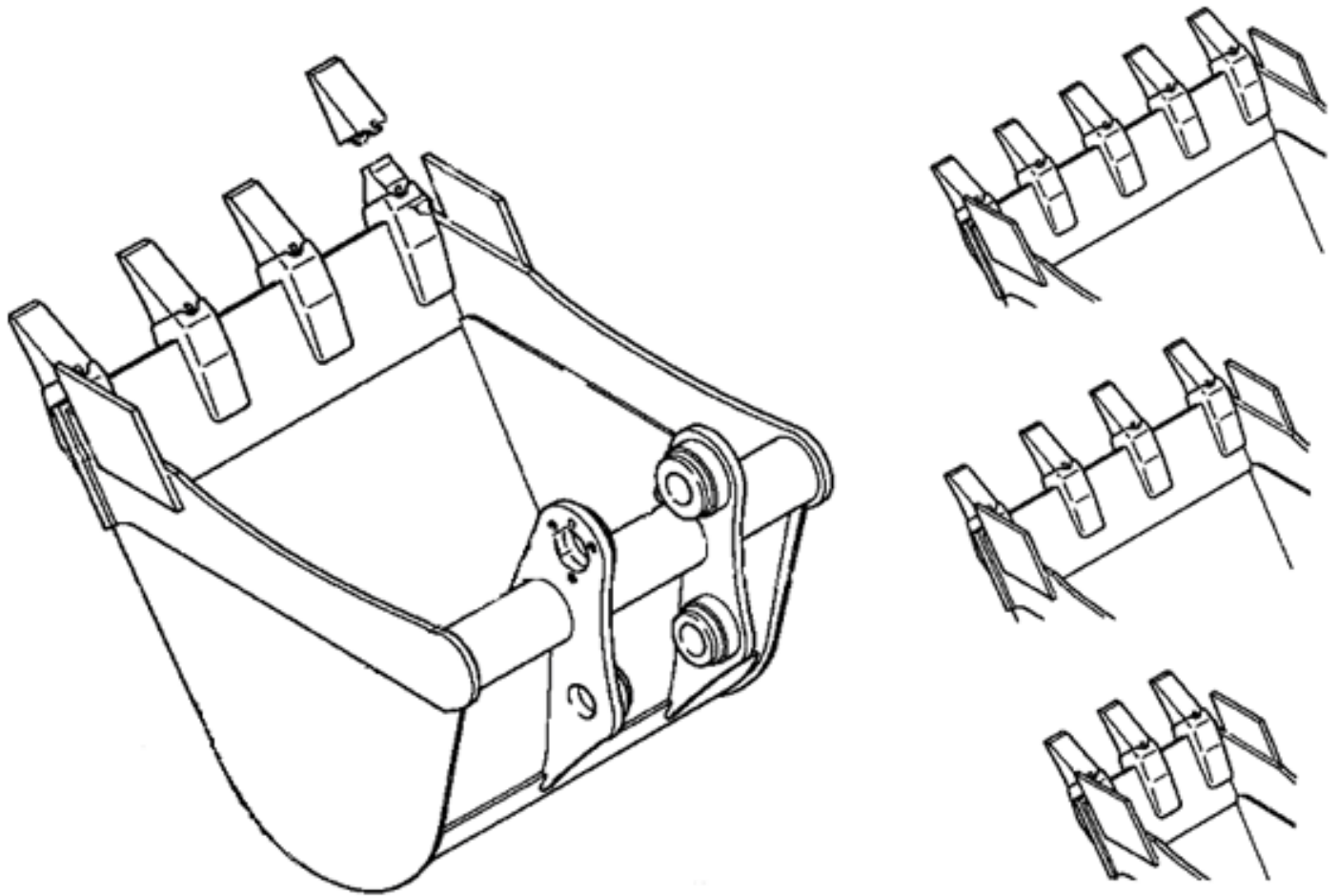
---



B5H230


**HYDRAULIC PUMP**

Item	Part number	Description	Q'ty	Chan.	Serial No.	Serv.	Remarks
0	<b>1902018900</b>	PUMP ASSY	1				
0-1	<b>1902018999</b>	▪ KIT, seal	1				
1	X <b>1902018955</b>	▪ ▪ SEAL, dust	1				
2	X <b>1902018950</b>	▪ ▪ PACKING	4				
3	X <b>1902018951</b>	▪ ▪ PACKING	2				
4	X <b>1221000032</b>	▪ ▪ RING, snap	1				
	<b>B5h230</b>						




**TB108 Buckets**

Item	Part number	Description	Q'ty	Chan.	Serial No.	Serv.	Remarks
		TB108 Buckets					
	<b>BTB00708</b>	8" Pin-on Bucket TB007/TB108	1				
	<b>BTB00710</b>	10" Pin-on Bucket TB007/TB108 (special order)	1				
	<b>BTB00712</b>	12" Pin-on Bucket TB007/TB108	1				
	<b>BTB00716</b>	16" Pin-on Bucket TB007/TB108 (special order)	1				
	<b>BTB00718</b>	18" Pin-on Bucket TB007/TB108 (special order)	1				

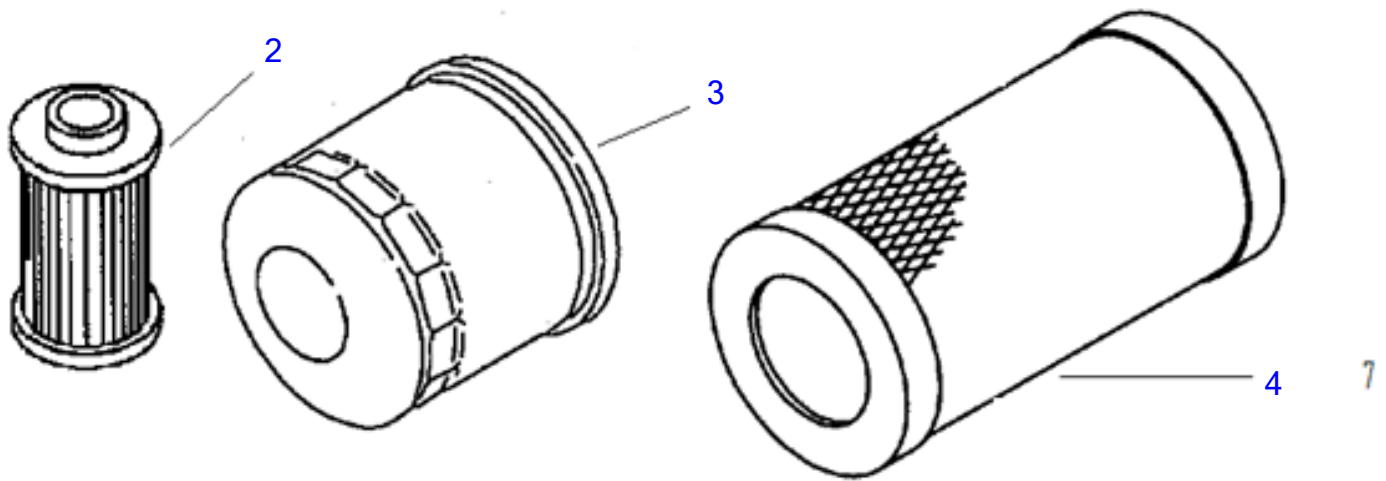




		<b>Teeth New</b>						
Item	Part number	Description		Q'ty	Chan.	Serial No.	Serv.	Remarks
		Teeth New						
1	<b>1914210182</b>	Tooth		1				
2	<b>1914299142</b>	Double Tiger		1				
3	<b>191429942</b>	Single Tiger (C&P) Tooth		1				
4	<b>1914210181</b>	AdaptorShank 230 X 156 Old Style		1				
	<b>19142181-1</b>	Adaptor Shank 550 X 156 New Style		1				
5	<b>1914210183</b>	Pin		1				

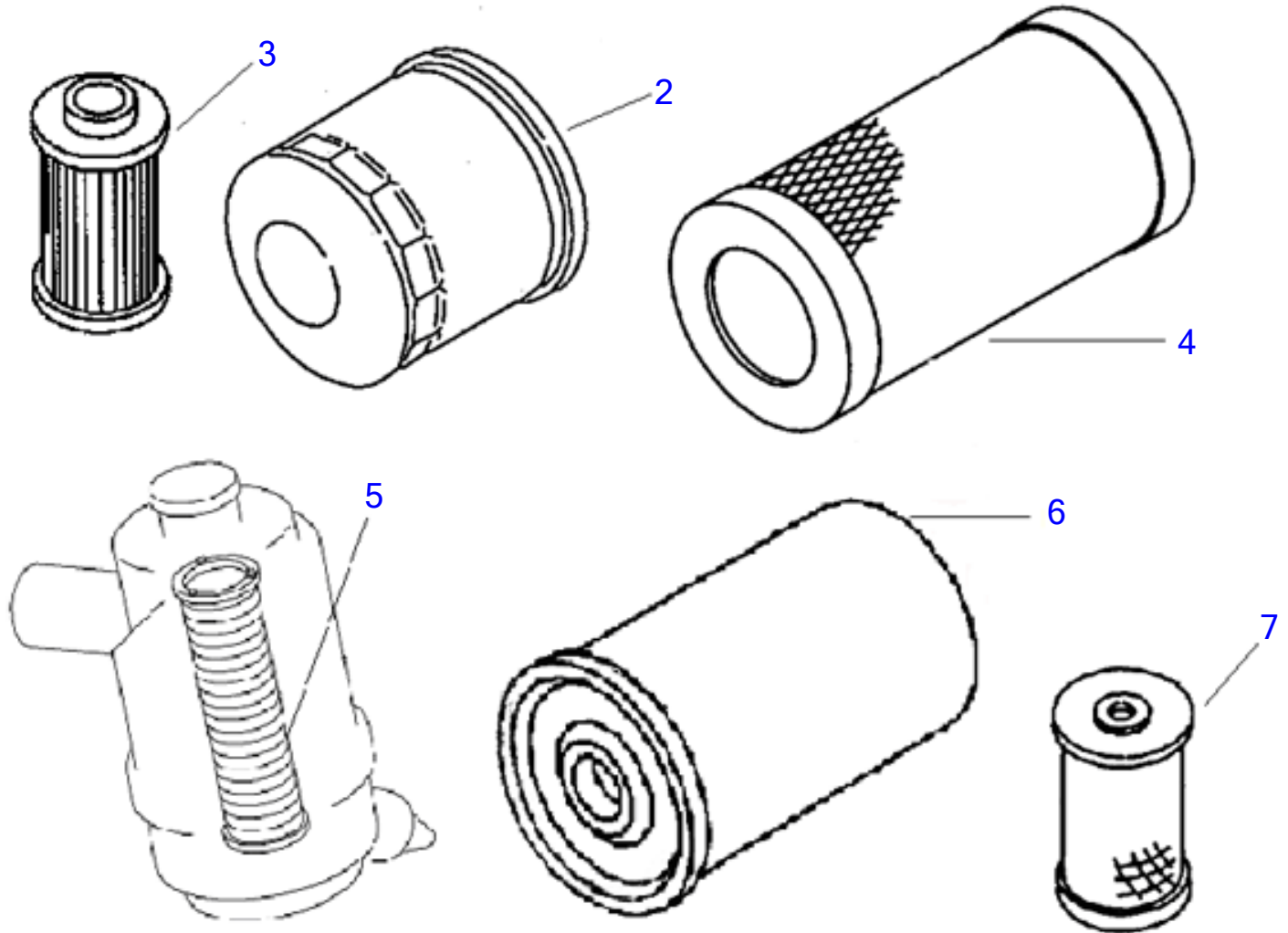


Item	Part number	Description	Old Teeth			
			Q'ty	Chan.	Serial No.	Serv. Remarks
		Old Teeth				
1	1914201202	Tooth TB007/TB015	1			
2	1914291202	Rock Tooth V13	1			
3	1914201201	Adaptor	1			
4	1914201203	Lock	1			

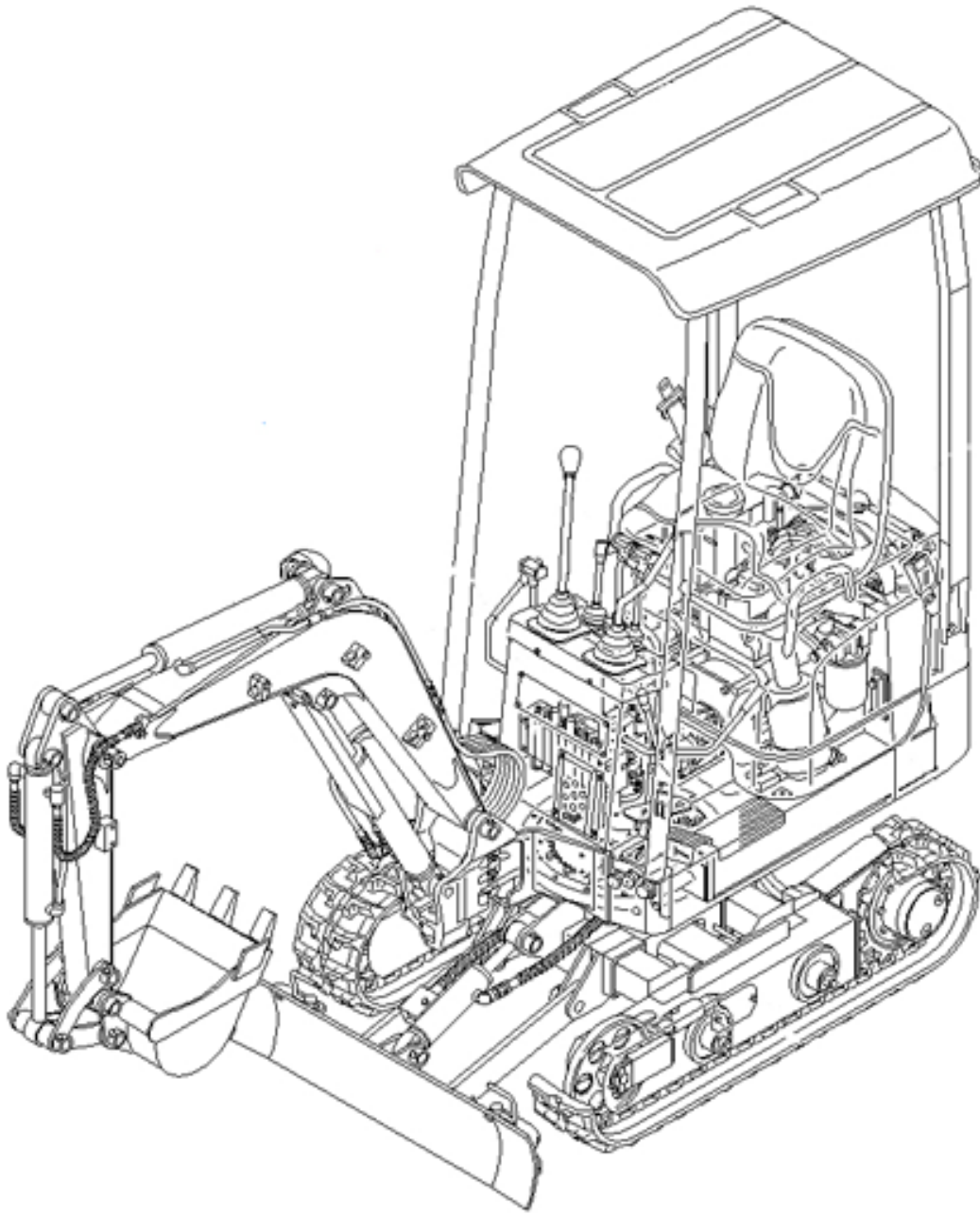


**250 Hour Filter Kit**

Item	Part number	Description	Q'ty	Chan.	Serial No.	Serv.	Remarks
		250 Hour Filter Kit					
	<b>1909901400</b>	250 Hour Filter Kit TB108/TB014/TB016	1				
1	<b>Y119305-35150</b>	* Engine Oil Filter	1				
2	<b>Y124550-5570</b>	* Fuel Filter	1				
3	<b>Y119655-12560</b>	* Air Filter	1				



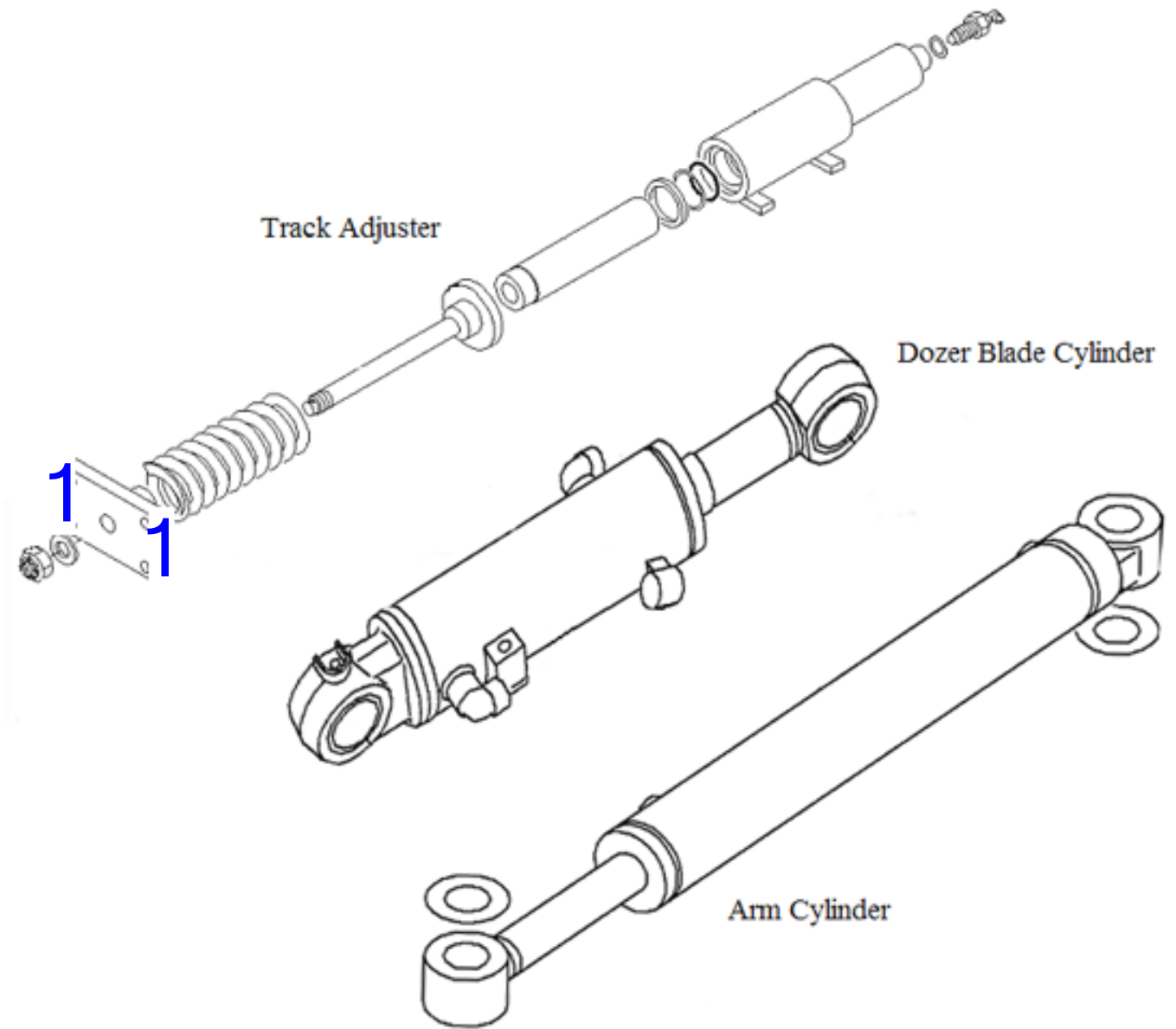
Annual Filter Kit						
Item	Part number	Description	Q'ty	Chan.	Serial No.	Serv. Remarks
		Annual Filter Kit				
	<b>1909910813</b>	Filter Kit TB108 (annual)	1			
2	<b>Y119305-35150</b>	* Engine Oil Filter	1			
3	<b>Y124550-55700</b>	* Fuel Filter	1			
4	<b>Y119655-12560</b>	* Air Filter	1			
5	<b>1911101342</b>	* Inner Air Filter	1			
6	<b>1551035110</b>	* Hydraulic Filter	1			
7	<b>Y171081-55910</b>	* Screen check SN for application - TNE	1			



**TAKEUCHI**



Recommended Stock Order List						
Item	Part number	Description	Q'ty	Chan.	Serial No.	Serv. Remarks
		Recommended Stock Order List				
	1700100052	Starter Switch	1			
	1700100019	Key (qty 1 - 2 keys)	2			
	Y119233-77932	Solenoid	1			
	Y25152-003500	Fan Belt TB108	1			
	1730500008	Diode (3a Yellow)	1			
	1701330045	Fusible Link 45 Amp	1			
	1701310010	Fuse 10 Amp	1			
	1701310030	Fuse 30 Amp	1			
	1919060104	Red Aerosol Paint	2			
	1919060139	Lt. Gray Aerosol Paint	2			
	Y23010-03800	Clamp 38	2			
	1560001000	Straight Grease Fitting	10			
	1560001675	67.5 degree Grease Fitting	6			
	1560001900	90 degree Grease Fitting	6			
	1552001012	Fuel Tank Cap	1			
	0411602100	Sprocket	2			
	1702054019	Battery TB108	1			
	0411300400	Roller	4			
	1703000300	Lamp Boom	1			
	Y119515-77010	Complete Starter	1			
	0324025210	Upper Rod Hose TB108 SN 10820001-up	1			
	Y171301-77201	Generator	1			
	1914090100	Rubber Track TB007/TB108	2			

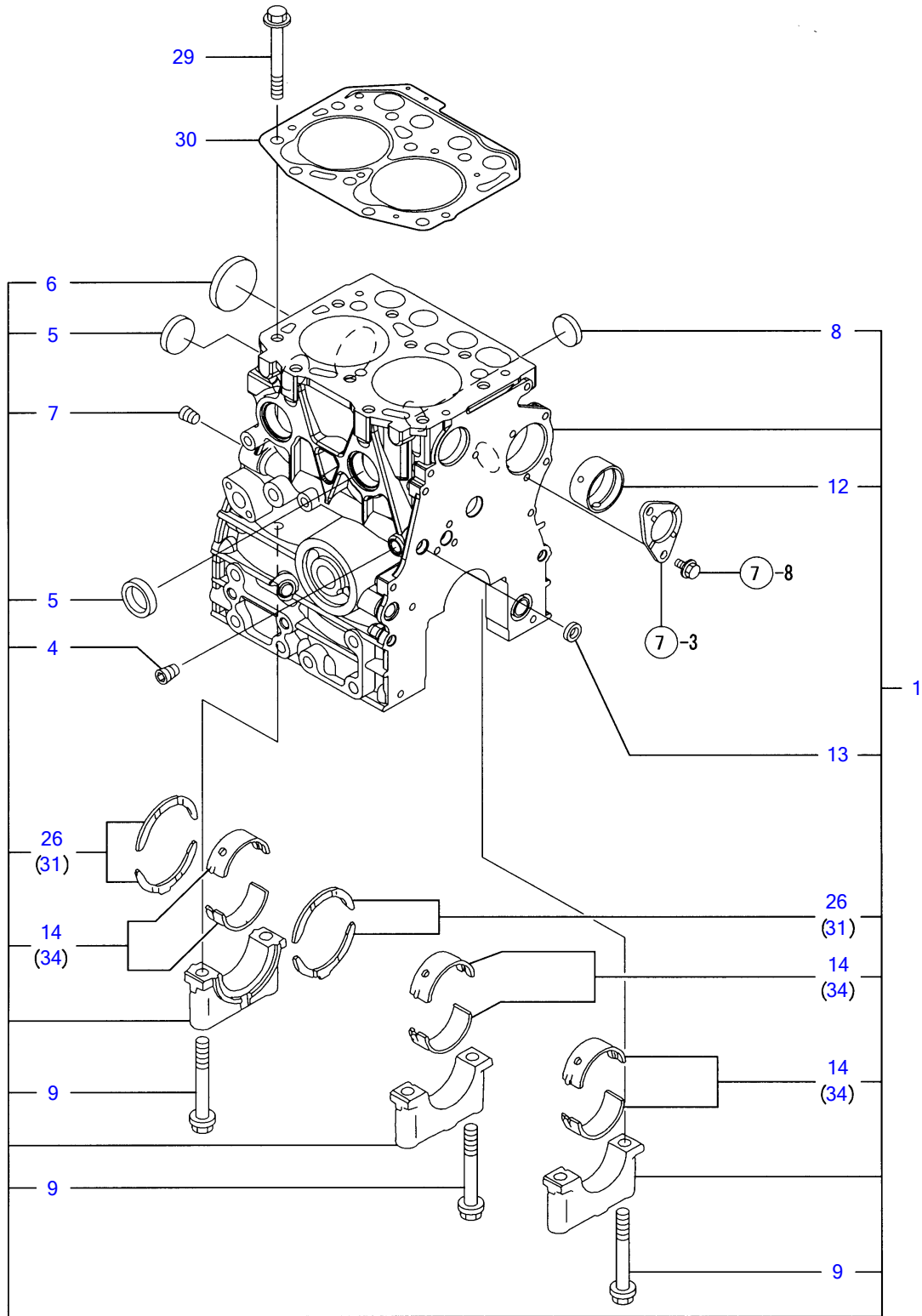


		<b>Seal Kits</b>						
Item	Part number	Description	Q'ty	Chan.	Serial No.	Serv.	Remarks	
		TB108 Seal Kits						
	<b>1900087299</b>	Swing Cylinder Seal Kit TB108 Multi Use	1					
	<b>1900087299</b>	Dozer Blade Seal Kit TB108 Multi Use	1					
	<b>1900087299</b>	Bucket Cylinder Seal Kit TB108 Multi Use	1					
	<b>1900087499</b>	Arm Cylinder Seal Kit TB108	1					
	<b>1900087599</b>	Boom Cylinder Seal Kit TB108	1					
	<b>1900087299</b>	Track Adjuster Seal Kit TB108 Mulit Use	1					

Item	Part number	All TB108 Manuals		Q'ty	Chan.	Serial No.	Serv.	Remarks
		Description						
		TB108TNV Manuals						
	L108000001TNV	Operators Manual TB108 AB5E010 TNV (English)		1				
	L108000001TNVSP	Operators Manual TB108 AB5S001 TNV (Spanish)		1				
	L108000003	Parts Manual TB108 BB5Z004 SN 10820004-up TNV Eng		1				
	L108000004	Service Manual TB108 CB5E002 SN 10820001-up TNV		1				



# Engine for TB108 2TNV70-PTB CYLINDER BLOCK

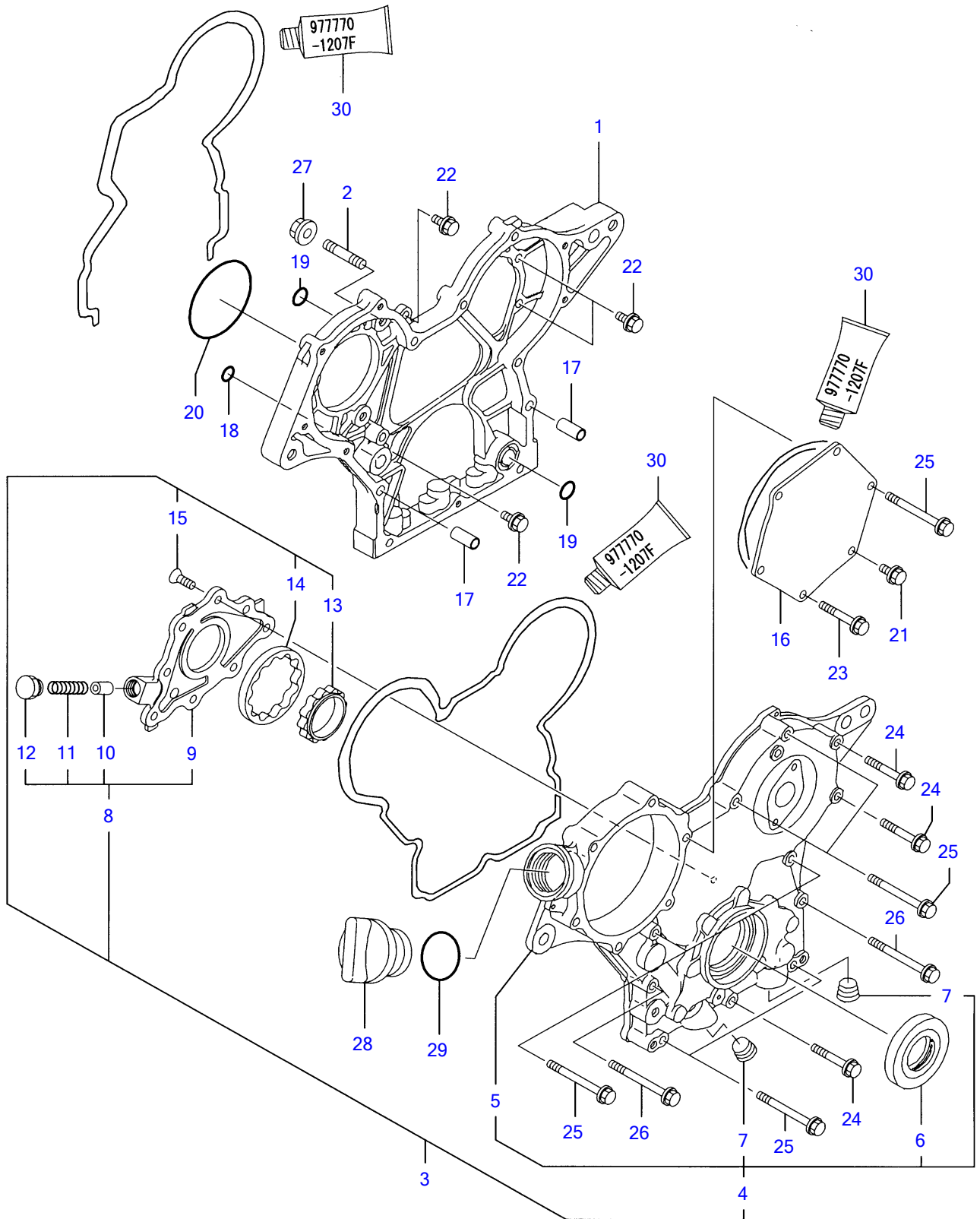


Y00D8590	1. シリンダブロック		
2TNV70-PTB	1.05 06		PIUS

¼ØÝÀÞÞÙ, CYLINDER BLOCK

REF NO.	PARTS NO.	Description	Q'ty	I	R	"ö
1	Y719415-01560	¼ØÝÀÞÞÙ, ASSY	1			
4	Y124060-01050	• Ìß×, Þ	1			
5	Y105311-01090	• ÜÝŒÞÀÌß×, Þ30	3			
6	Y119623-01250	• »×ŒÞÀÌß×, Þ45	1			
7	Y124160-01910	• Ìß×, Þ PT1/4	1			
8	Y119285-01990	• ÜÝŒÞÀÌß×, Þ25	2			
9	Y119620-02020	• ÎÞÙÀ (ÓÀÙ·ÓÀÌß	6			
12	Y119717-02410	• ÌÞÀ¼Ö	1			
13	Y27241-120000	• ÜÝŒÞÀÌß×, Þ12	1			
14	Y719717-02900	• Ó²ÝÓÀÙ CMP(STDÎÖ³ËÝ)	3			(1) ÎÖ³ÌÞËÝÀÞ½
26	Y119717-02930	• ½×½ÀÌÞ±ØÝ, Þ	2			
29	Y119515-01200	ÍÀÄÞÎÞÙÄ	10			
30	Y119415-01330	ÍÀÄÞŒÞ½'ÄÄ	1			
31	Y119810-02940	½×½ÄÖÀÙCMP O.S=0.25	2			(2) μ°ËÞ°»²½Þ(O.S=0.25)ÌÞËÝÀÞ½
34	Y719717-02910	Ó²ÝÓÀÙ CMP 0.25US	3			(3) ±ÝÀÞ°»²½Þ(U.S=0.25)ÌÞËÝÀÞ½

# Engine for TB108 2TNV70-PTB GEAR HOUSING



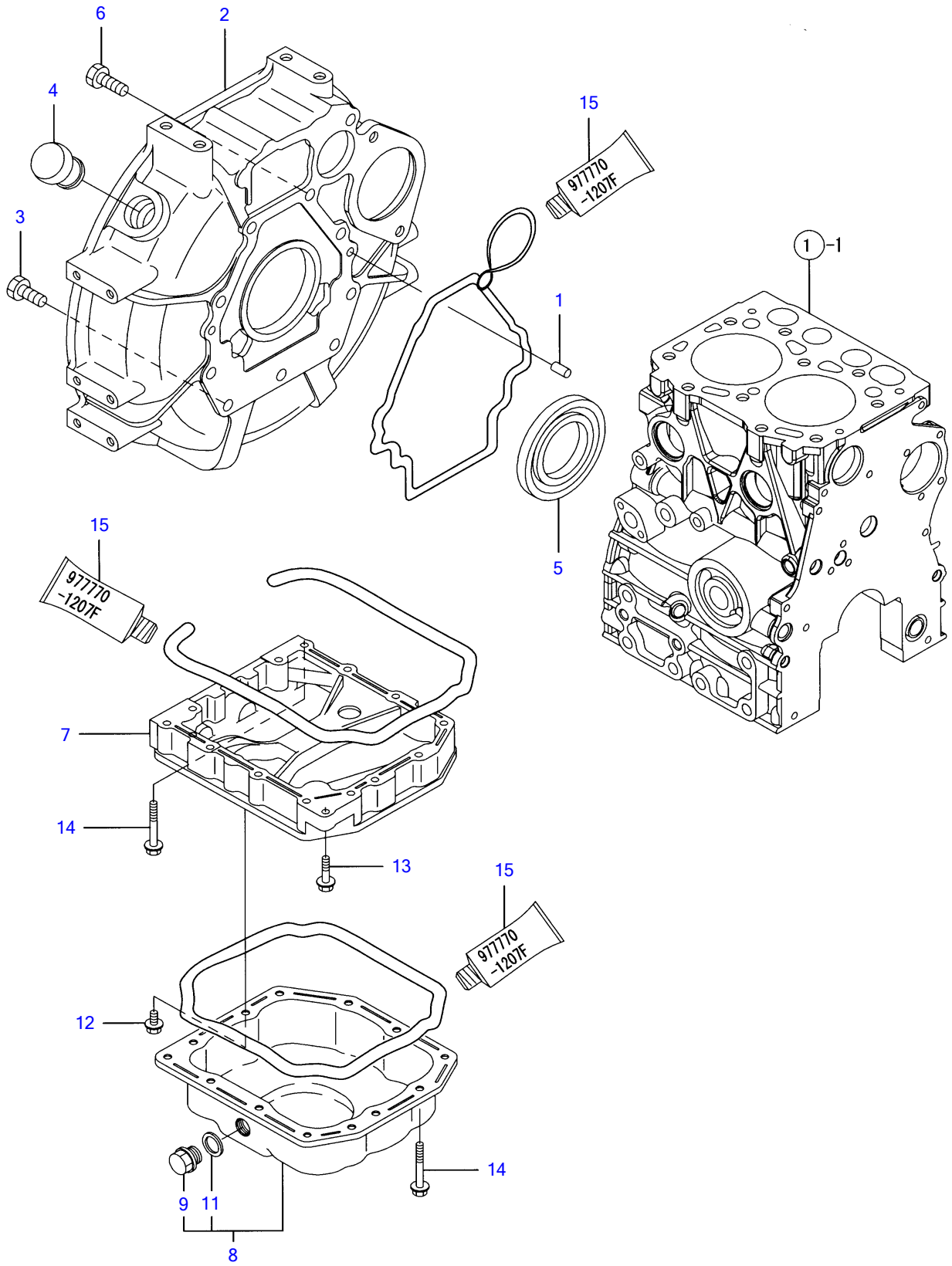
Y00D8590	2. ギヤケース		
2TNV70-PTB	1.05 06		PIUS



REF NO.	PARTS NO.	Description	Q'ty	I	R	"δ
1	Y119717-01501	CASE, GEAR	1			
2	Y119717-01570	BOLT, STUD M8	3			
3	Y119734-01590	COVER ASSY, GEAR CASE	1			
4	Y719734-01500	COVER ASSY, GEAR CASE	1			
5	Y119717-01521	COVER, GEAR CASE	1			
6	Y119717-01800	SEAL, OIL	1			
7	Y23876-030000	PLUG PT3/8, SCREW	2			
8	Y119717-32100	COVER ASSY, PUMP	1			
9	Y119717-32080	COVER, LUB.OIL PUMP	1			
10	Y129900-32130	VALVE, RELIEF	1			
11	Y129001-32320	SPRING	1			
12	Y129001-32330	PLUG	1			
13	Y119717-32110	ROTOR, INNER	1			
14	Y119717-32120	ROTOR, OUTER	1			
15	Y119802-32130	SCREW, M6X16	8			
16	Y119717-01750	COVER, PUMP TIMING	1			
17	Y119660-01911	PIPE, KNOCK	2			
18	Y119624-32040	O-RING P 12.0	1			
19	Y119717-32050	O-RING, P17.0	3			
20	Y121850-51960	O-RING, F.I.PUMP	1			
21	Y26106-060122	BOLT M 6X 12 PLATED	1			
22	Y26106-060162	BOLT M 6X 16 PLATED	4			
23	Y26106-060402	BOLT M 6X 40 PLATED	4			
24	Y26106-060402	BOLT M 6X 40 PLATED	3			
25	Y26106-060602	BOLT M 6X 60 PLATED	7			
26	Y26106-060652	BOLT M 6X 65 PLATED	2			
27	Y26306-080002	NUT	3			
28	Y124160-01751	COVER, FILLER	1			
29	Y24311-000320	O-RING 1A P-32.0	1			
30	Y977770-1207F	GASKET. LIQUID	1			

(1) μιβ¼@Ý  
IPËÝÄb½

Engine for TB108 2TNV70-PTB  
**FLYWHEEL HOUSING & OIL SUMP**

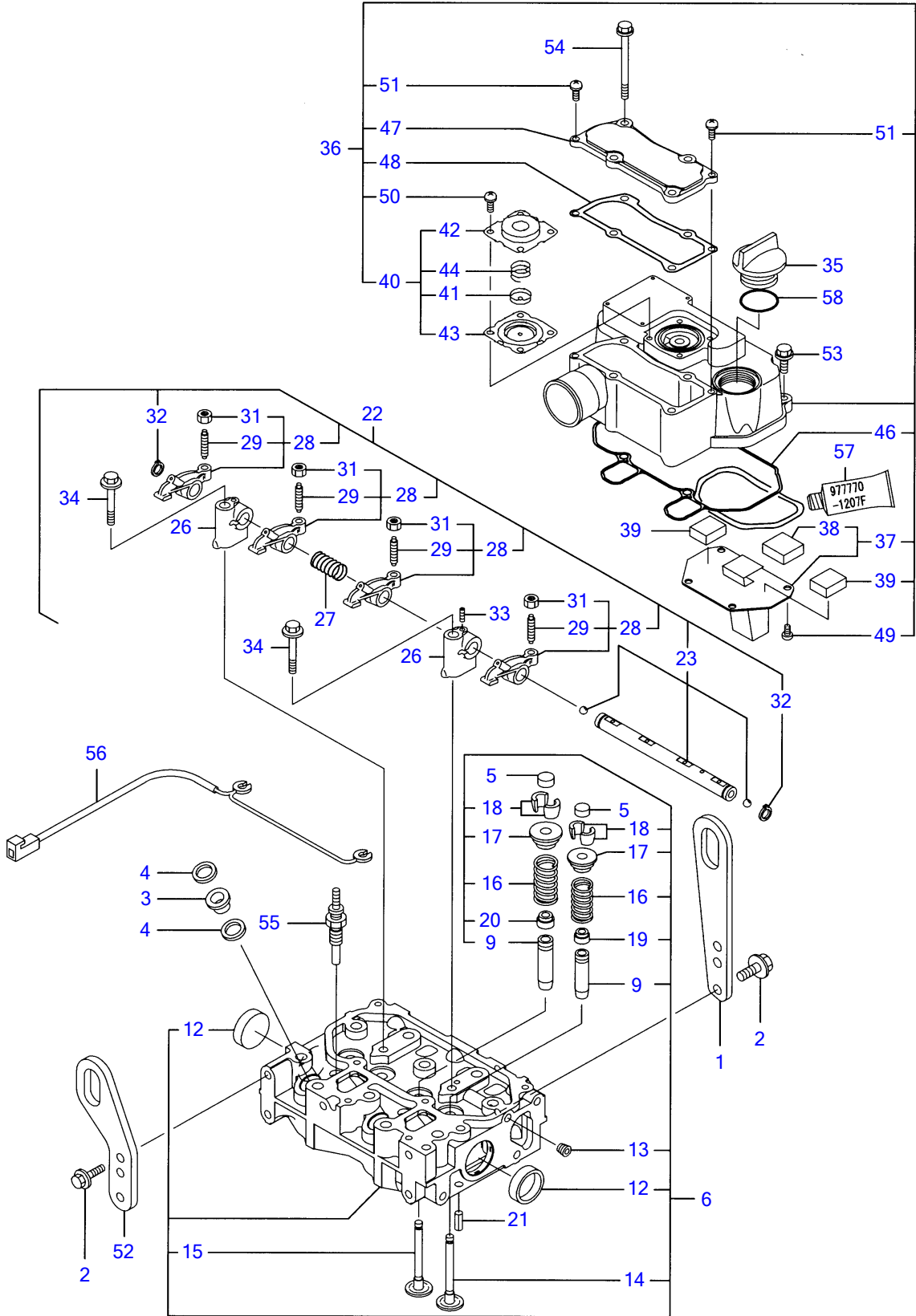


Y00D8590	3. フライホイールハウジング & オイルパン		
2TNV70-PTB	1-05 06		PIIIS

FLYWHEEL HOUSING & OIL SUMP

REF NO.	PARTS NO.	Description	Q'ty	I	R	Notes
1	Y129100-01580	PARALLEL PIN 8X16	2			
2	Y119515-01601	HOUSING, FLYWHEEL	1			
3	Y121120-01620	BOLT M 10X 28	3			
4	Y119620-01750	CAP, FLYWHEEL COVER	1			
5	Y124085-02220	SEAL, OIL	1			
6	Y26206-100252	BOLT M10X25	7			
7	Y119415-01720	SPACER, OIL SUMP	1			
8	Y119415-01770	SUMP ASSY, LUB.OIL	1			
9	Y105425-01690	PLUG M16	1			
11	Y22190-160002	SEAL WASHER 16S	1			
12	Y26106-060122	BOLT M 6X 12 PLATED	1			
13	Y26106-060252	BOLT M 6X 25 PLATED	1			
14	Y26106-060452	BOLT M 6X 45 PLATED	13			
15	Y977770-1207F	GASKET.LIQUID	1			(1) μlβ¼@Ý lPËÝÄβ½

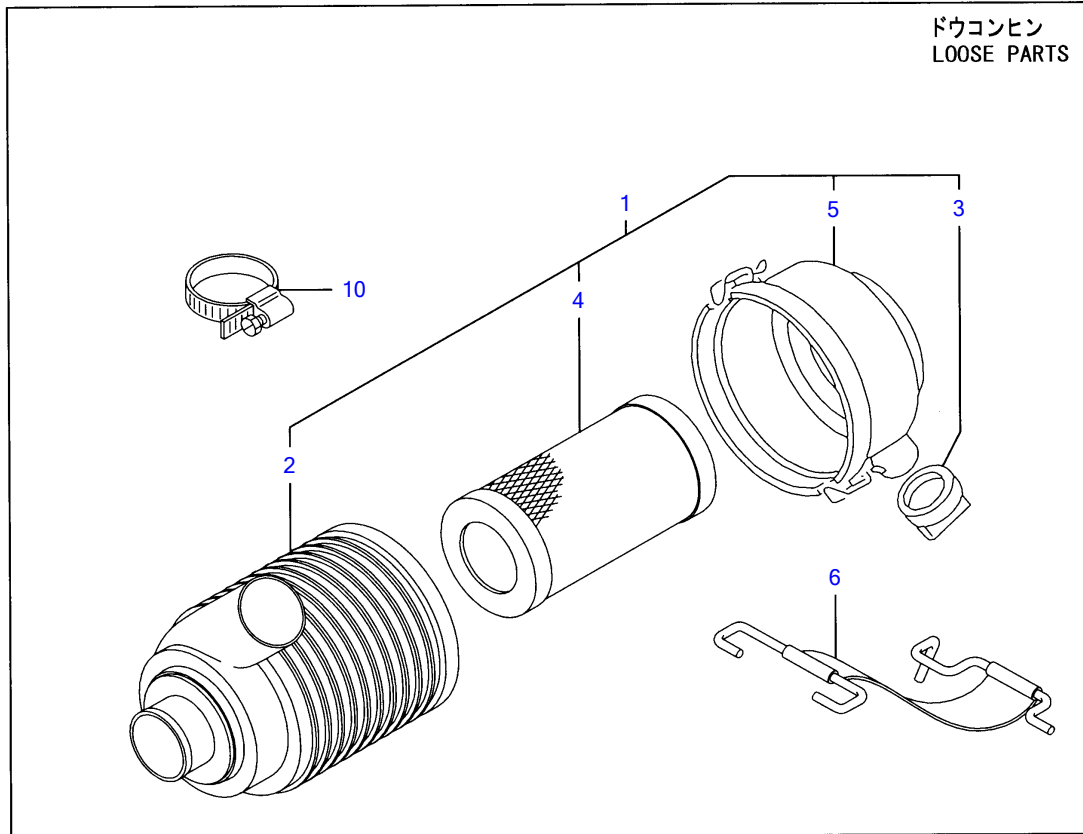
# Engine for TB108 2TNV70-PTB CYLINDER HEAD & BONNET



Y00D8590	4. シリンダヘッド & ボンネット		
2TNV70-PTB	1.05 0.6		PIUS

REF NO.	PARTS NO.	Description	Q'ty	I	R	Notes
1	Y129900-07900	LIFTER, ENGINE	1			
2	Y26106-080162	BOLT M 8X 16 PLATED	4			
3	Y129901-11450	PROTECTOR, NOZZLE	2			
4	Y119600-11460	GASKET, NOZZLE	4			
5	Y105010-11490	CAP, VALVE	4			
6	Y119415-11740	HEAD ASSY, CYLINDER	1			
9	Y119515-11800	GUIDE, VALVE	4			(1) 1/2" PLATE
12	Y119285-11990	PLUG 35	2			
13	Y23876-005000	PLUG PT 1/16, SCREW	1			
14	Y119515-11100	VALVE, INTAKE	2			
15	Y119515-11110	VALVE, EXHAUST	2			
16	Y119717-11131	SPRING, VALVE	4			
17	Y129508-11180	RETAINER, SPRING	4			
18	Y119717-11190	COTTER, VALVE	8			
19	Y119717-11340	SEAL, VALVE STEM	2			
20	Y119717-11350	SEAL, VALVE STEM	2			
21	Y22351-060012	SPRING PIN 6X12	2			
22	Y119415-11200	SUPPORT ASSY, ARM	1			
23	Y119415-11240	SHAFT ASSY, ROCKER	1			
26	Y119717-11260	SUPPORT, ROCKER ARM	2			
27	Y119515-11280	SPRING, SHAFT	1			
28	Y119717-11650	ARM ASSY, ROCKER	4			
29	Y129150-11230	SCREW, VALVE	4			
31	Y129150-11750	NUT M8XP1.0	4			
32	Y22242-000120	CIRCLIP 12	2			
33	Y26979-050162	SCREW M 5X16	1			
34	Y26106-080402	BOLT M 8X 40 PLATED	2			
35	Y124160-01751	COVER, FILLER	1			
36	Y119415-11380	BONNET ASSY, HEAD	1			
37	Y119717-03031	PLATE, BAFFLE	1			
38	Y119717-03070	BAFFLE, BREATHER	1			
39	Y119717-03070	BAFFLE, BREATHER	2			
40	Y119802-03100	DIAPHRAGM ASSY	1			
41	Y119802-03110	PLATE, DIAPHRAGM	1			
42	Y119802-03121	COVER, DIAPHRAGM	1			
43	Y119802-03131	DIAPHRAGM	1			
44	Y119802-03141	SPRING, DIAPHRAGM	1			
46	Y119415-11310	GASKET, BONNET	1			
47	Y119415-11320	PLATE, BAFFLE	1			
48	Y119415-11330	PLATE, BAFFLE	1			
49	Y22857-500100	SCREW 5X10, TAPPING	4			
50	Y22857-500100	SCREW 5X10, TAPPING	4			
51	Y22857-500160	SCREW 5X16	2			
52	Y129486-07901	LIFTINGS	1			
53	Y26106-060202	BOLT M 6X 20 PLATED	2			
54	Y26106-060752	BOLT M 6X 75 PLATED	4			
55	Y119717-77800	PLUG, GLOW	2			
56	Y119415-77820	CONNECTOR, GLOW PLUG	1			
57	Y977770-1207F	GASKET, LIQUID	1			(2) 1/4" PLATE
58	Y24311-000320	O-RING 1A P-32.0	1			

Engine for TB108 2TNV70-PTB  
AIR CLEANER

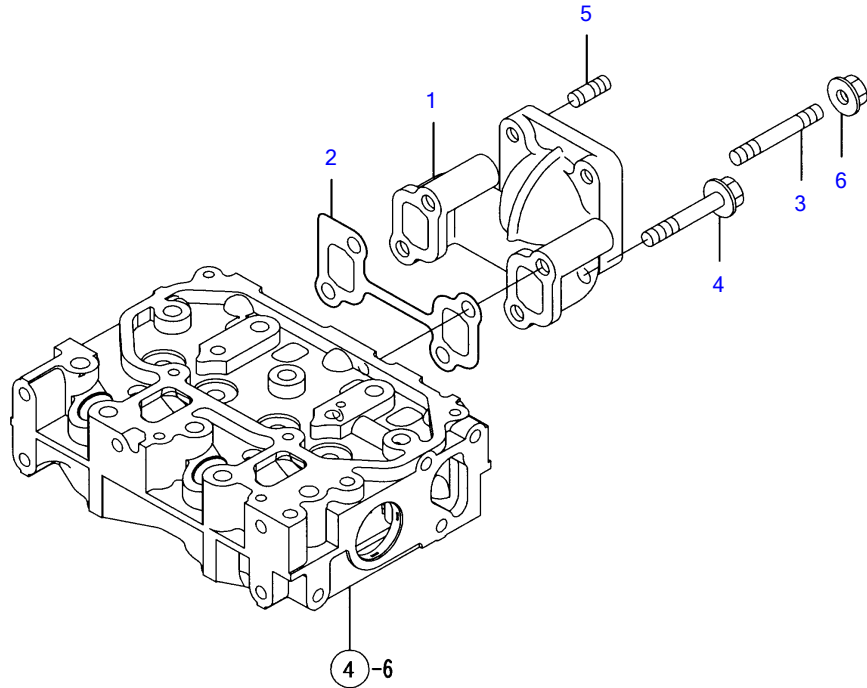
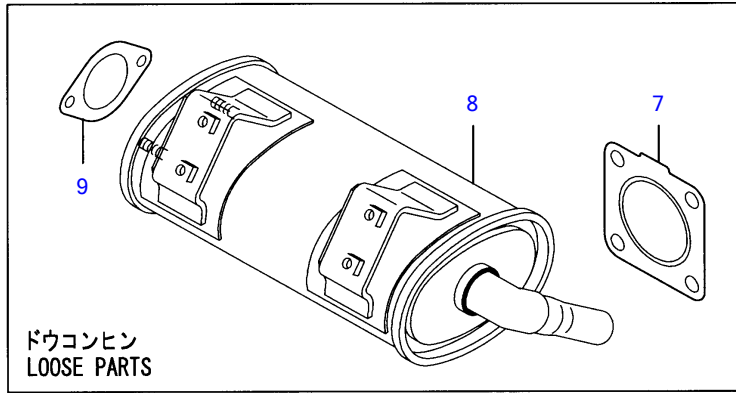


Y00D8590	5. エアクリーナ		
2TNV70-PTB	1-05-06		PIUS

±,Ø-Å AIR CLEANER

REF NO.	PARTS NO.	Description	Q'ty	I	R	õ
1	Y119325-12560	±,Ø-Å CMP AIR CLEANER	1			
2	Y119258-12510	• íþÁþ²- • BODY,AIRCLEANER	1			
3	Y119808-12540	• ±ÝÛ-ÅþÊþÛìþ • VALVE, UNLOADER	1			
4	Y119655-12560	• 'ÚÓÝÄ • ELEMENT	1			
5	Y119686-12570	• ¶Êþ- ASSY • COVER ASSY	1			
6	Y119865-12600	±,Ø-ÅÊþÝÄþCMP STAY	1			
10	Y23000-060000	î-½,ØÄìß 60 CLAMP 60	3			

Engine for TB108 2TNV70-PTB  
**EXHAUST MANIFOLD & SILENCER**



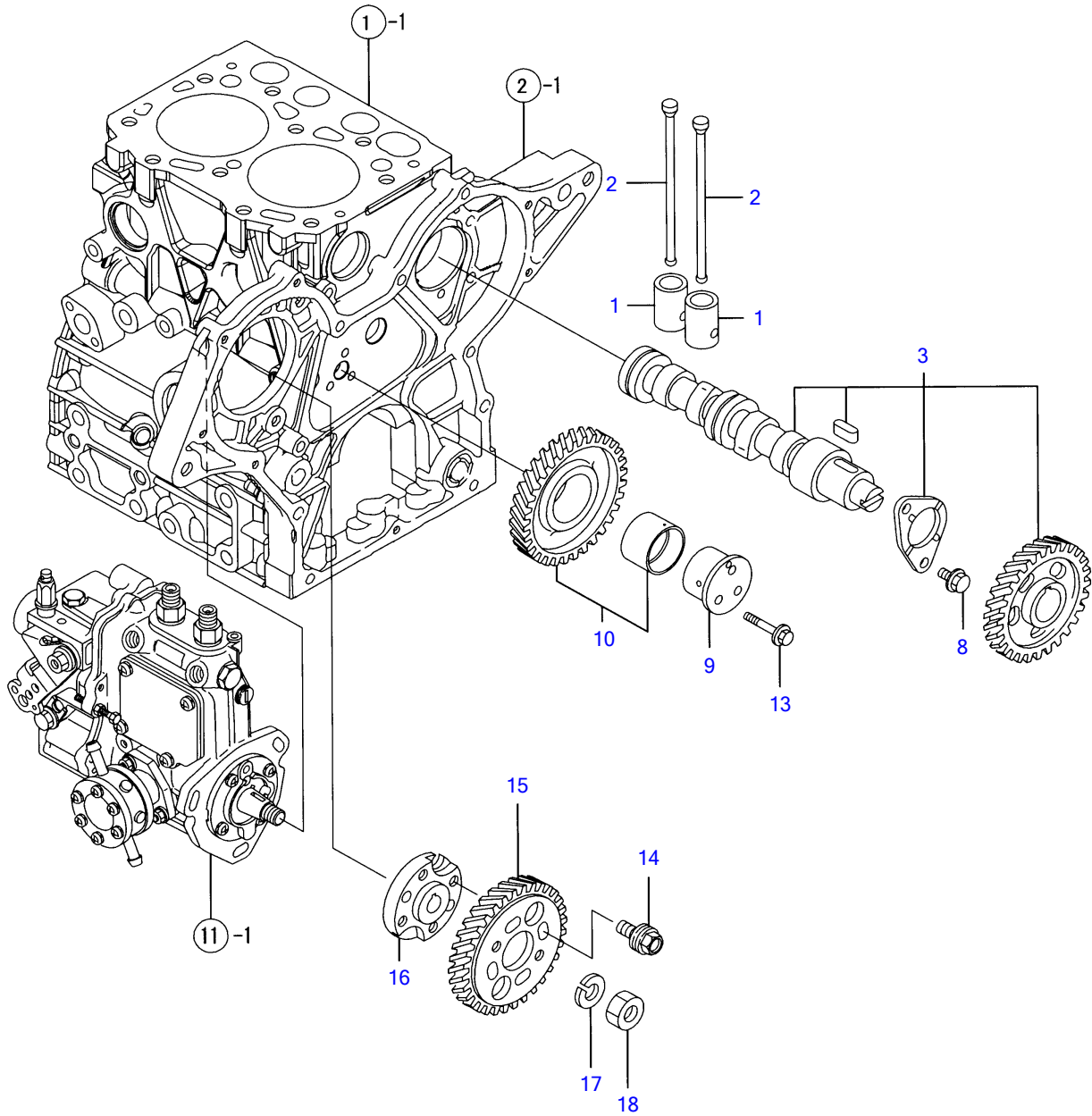
Y00D8590	6. ハイキマニホールド & サイレンサ		
2TNV70-PTB	1.05.06		PIUS



Ê²·ĪÆĪ-ÛÄĲ & »²ÚÝ» EXHAUST MANIFOLD & SILENCER

REF NO.	PARTS NO.	Description	Q'ty	I	R	»óĪĪ
1	Y119415-13100	ĪÆĪ-ÛÄĲ(EXH	MANIFOLD, EXHAUST	1		
2	Y119415-13110	¶Ĳ½¹ÄÄ (ĪÆĪÛÄĲ	GASKET, MANIFOLD	1		
3	Y119717-13600	³ºĎĪĲÛÄ 8X50	STUD, M8X50	2		
4	Y119802-13620	ÄÊĲĲÛÄ 50	BOLT M 8X 50 PLATED	2		
5	Y119131-18320	³ºĎĪĲÛÄ M8*22	BOLT M 8X 22	4		
6	Y26306-080002	ÄÊĲÄ·ÄÄÄ(UBS 8	NUT	2		
7	Y119515-13200	¶Ĳ½¹ÄÄPK(»²ÚÝ»	GASKET, SILENCER	1		
8	Y119440-13500	»²ÚÝ»(ÄĲ·Ý	SILENCER	1		
9	Y129107-13550	¶Ĳ½¹ÄÄ(ĪÝ¼ÖÄ³	GASKET, NOZZLE	1		

Engine for TB108 2TNV70-PTB  
**CAMSHAFT & DRIVING GEAR**

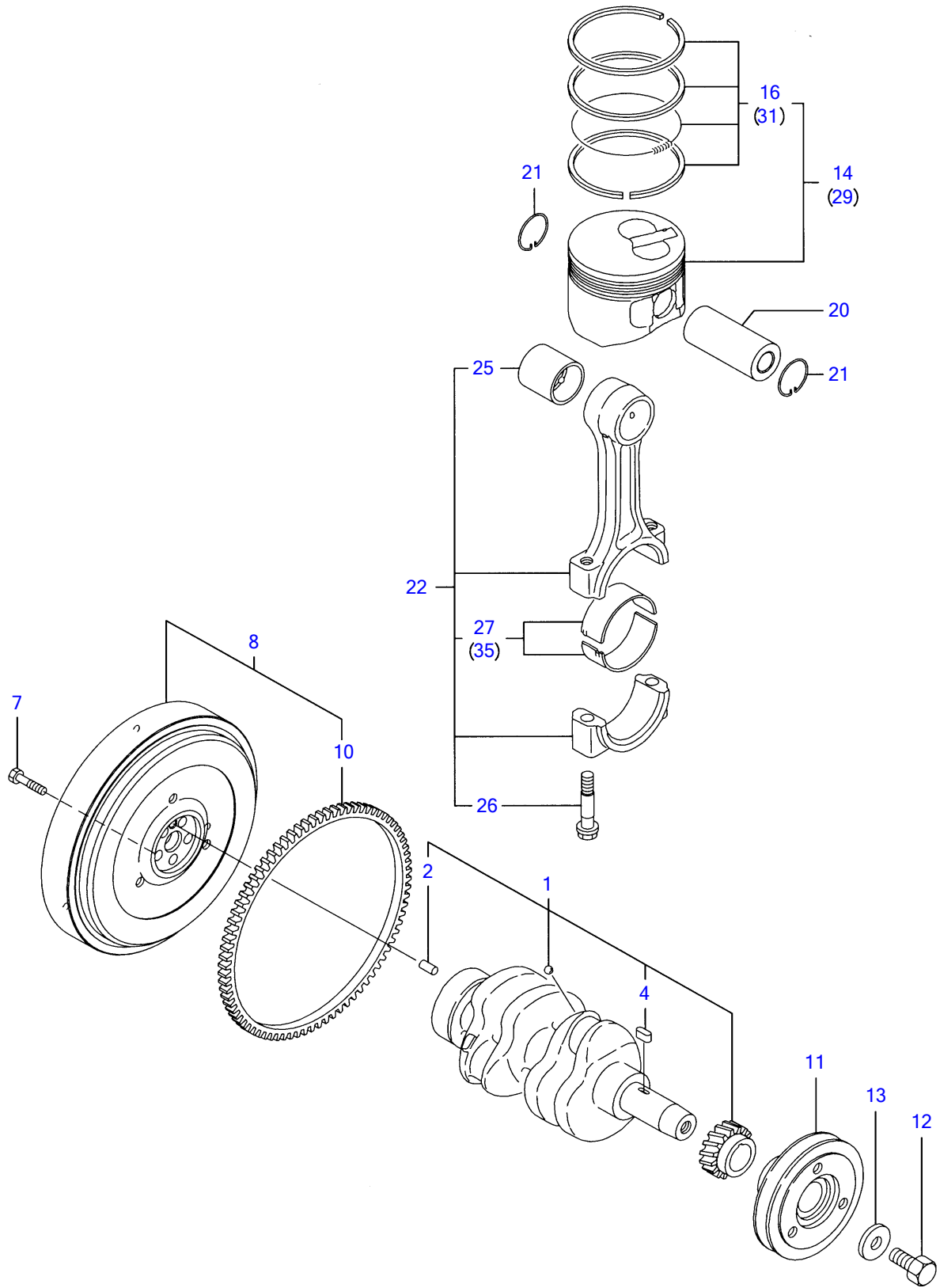


Y00D8590	7. カムシャフト & クドウギヤ		
2TNV70-PTB	1.05.06		PIUS

CAMSHAFT & DRIVING GEAR

REF NO.	PARTS NO.	Description	Q'ty	I	R	”ó
1	Y119620-14200	TAPPET	4			
2	Y119515-14400	ROD, PUSH	4			
3	Y119415-14580	CAMSHAFT ASSY	1			
8	Y26106-060122	BOLT M 6X 12 PLATED	2			
9	Y119717-25050	SHAFT, IDLE GEAR	1			
10	Y119717-25100	GEAR ASSY, IDLE	1			
13	Y26106-060352	BOLT M 6X 35 PLATED	3			
14	Y129150-25301	BOLT, FI-P	4			
15	Y119717-25930	GEAR, PUMP	1			
16	Y119717-51150	FLANGE	1			
17	Y22217-120000	SPRING WASHER 12	1			
18	Y26716-120002	NUT 12	1			

# Engine for TB108 2TNV70-PTB CRANKSHAFT & PISTON

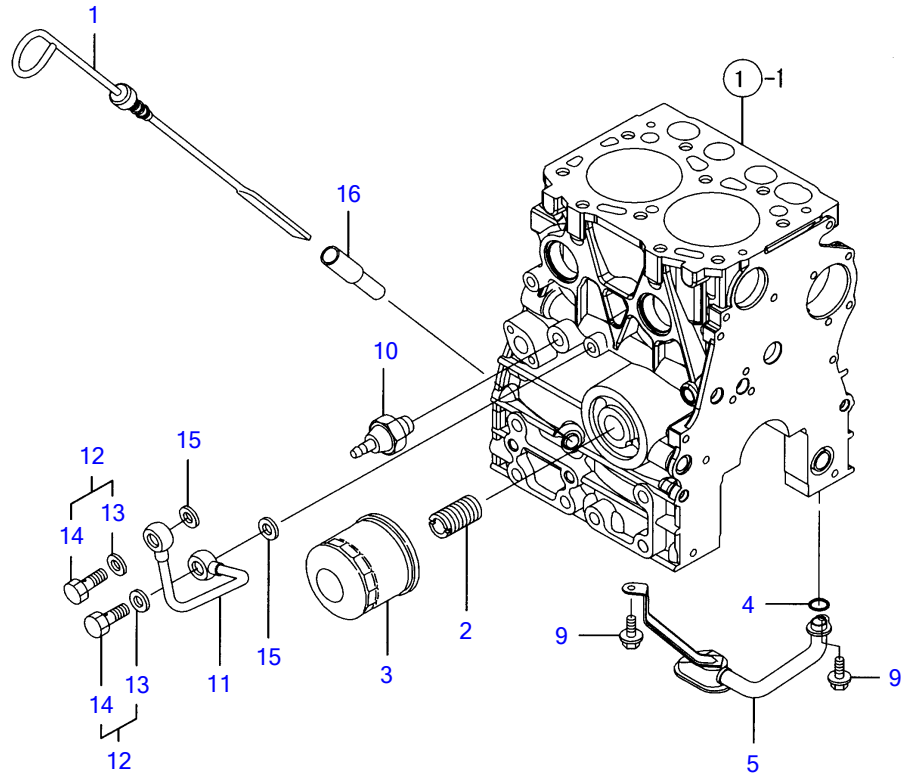


Y00D8590	8. クランクシャフト & ピストン		
2TNV70-PTB	1.05 0.6		PIUS

**CRANKSHAFT & PISTON**

REF NO.	PARTS NO.	Description	Q'ty	I	R	
1	Y119415-21700	CRANKSHAFT ASSY	1			
2	Y129100-01580	PARALLEL PIN 8X16	1			
4	Y22512-040120	KEY 4X 12	1			
7	Y119620-21500	BOLT, FLYWHEEL	5			
8	Y119415-21590	FLYWHEEL ASSY	1			
10	Y124950-21600	GEAR, RING	1			
11	Y119717-21650	V-PULLEY, CRANKSHAFT	1			
12	Y119621-21680	BOLT M12X1.25, FLANGE	1			
13	Y119620-21941	WASHER	1			
14	Y119515-22080	PISTON ASSY	2			
16	Y119515-22500	RING SET	2			
20	Y119515-22300	PIN, PISTON	2			
21	Y22252-000220	CIRCLIP 22	4			
22	Y119515-23000	ROD ASSY, CONNECTING	2			
25	Y119717-23910	BUSH, PISTON PIN	2			(1)
26	Y119717-23200	BOLT, CONNECTING ROD	4			
27	Y119515-23600	METAL ASSY, CRANK PIN	2			
29	Y119515-22900	PISTON ASSY (O.S=0.25)	2			(3)
31	Y119515-22550	RING SET (O.S=0.25)	2			(3)
35	Y119515-23610	BEARING, PIN US=0.25	2			(2)

Engine for TB108 2TNV70-PTB  
LUB.OIL SYSTEM

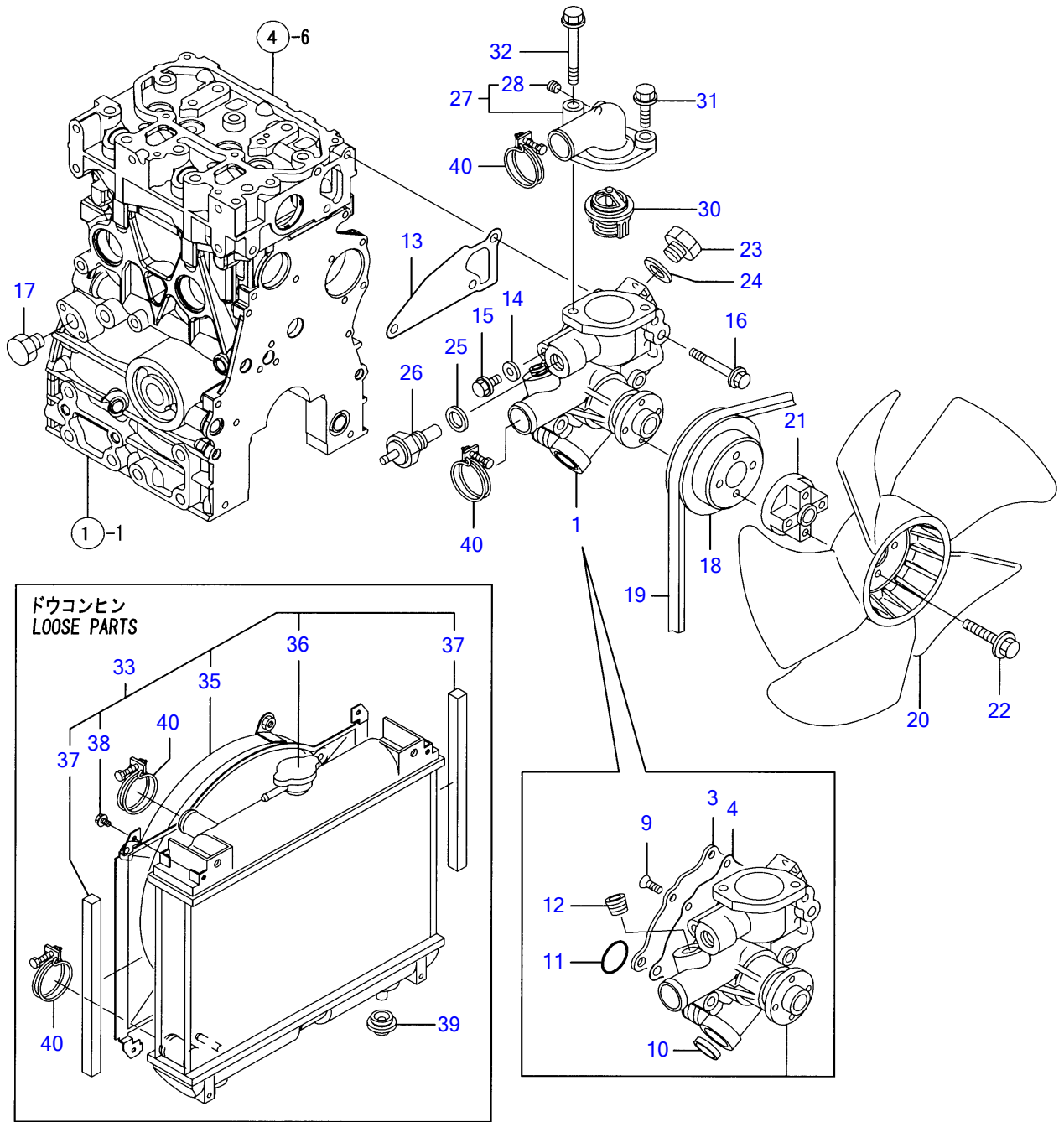


Y00D8590	9. LOシステム		
2TNV70-PTB	1.05.06		PIUS

LO<sup>1</sup>/<sub>2</sub>ÃÑ LUB.OIL SYSTEM

REF NO.	PARTS NO.	Description	Q'ty
1	Y119415-34801	DIPSTICK	1
2	Y129100-35140	STUD	1
3	Y119305-35151	FILTER ASSY, LUB.OIL	1
4	Y119717-32060	O-RING, P15.0	1
5	Y119415-35080	PIPE ASSY, LUB.OIL	1
9	Y26106-060102	BOLT M 6X 10 PLATED	2
10	Y114250-39450	SWITCH,(0.5KG)L.O.	1
11	Y119415-39210	PIPE ASSY, HYDRAULIC	1
12	Y129005-59830	BOLT ASSY, JOINT	2
13	Y22190-080002	• SEAL WASHER 8S	2
14	Y23857-030000	• JOINT BOLT 3	2
15	Y22190-080002	SEAL WASHER 8S	2
16	Y121520-34810	GUIDE, DIPSTICK	1

Engine for TB108 2TNV70-PTB  
**COOLING WATER SYSTEM**



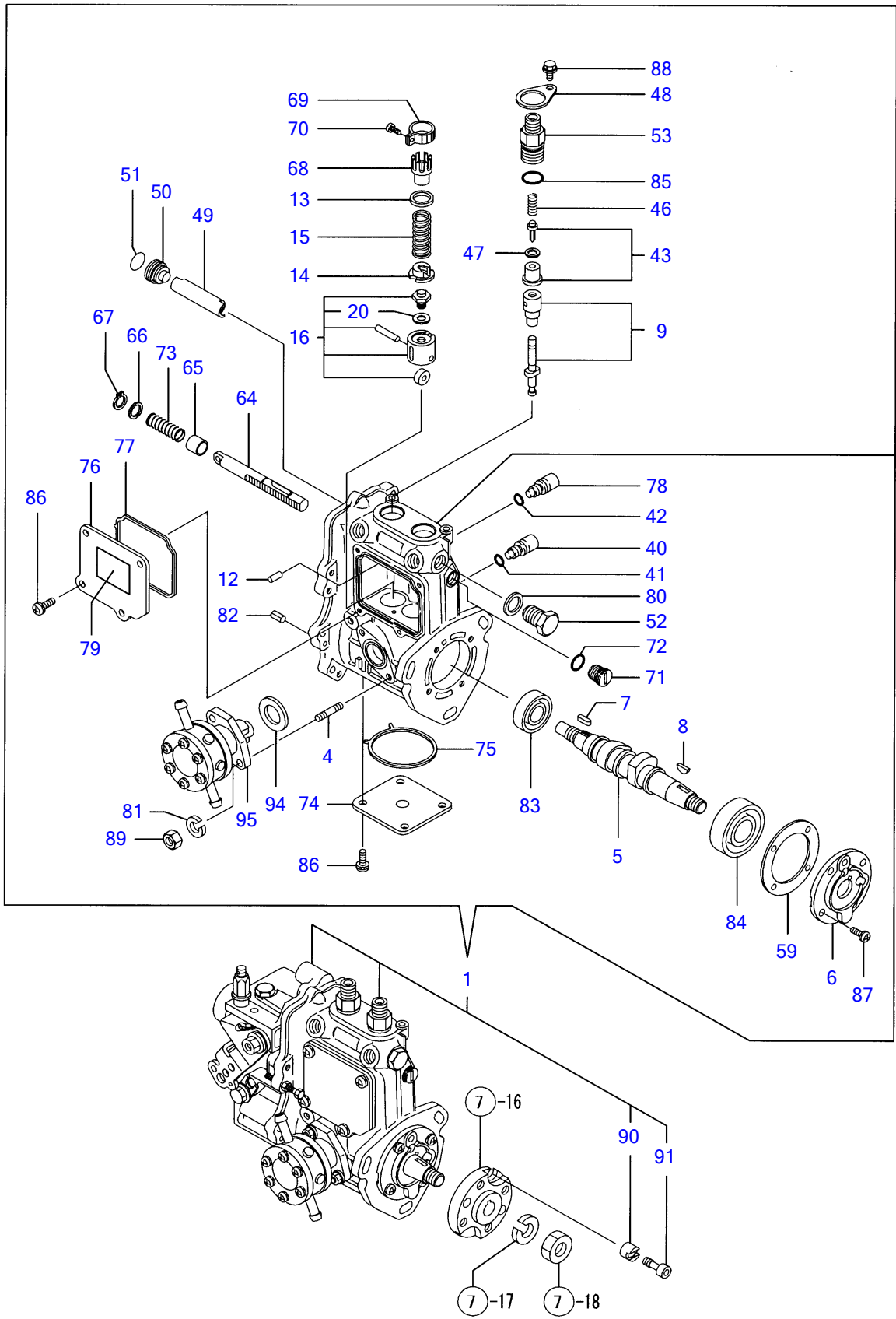
Y00D8590	10. CWシステム		
2TNV70-PTB	1.05 0.6		PIUS



CW¼½Ñ COOLING WATER SYSTEM

REF NO.	PARTS NO.	Description	Q'ty
1	Y119540-42000	CWÍßÝÍß	1
3	Y119515-42041	• ¶Éß-	1
4	Y119717-42031	• ÉßÁ·Ý	1
9	Y26577-060122	• »×ºÉ¼ß(±±Á 6X12	4
10	Y27241-250000	• ÜÝ¶ßÁÍß×,ß 25	1
11	Y119717-42320	• OØÝ,ß P-26	1
12	Y129916-49740	• É¼ßÍß×,ß R03	1
13	Y119515-42020	PK(CWÍßÝÍß	1
14	Y23414-080000	ÉßÁ·Ý(iÜ 8	1
15	Y26106-080122	ÂÉßÍßÜÁ 8X 12	1
16	Y26106-080502	ÂÉßÍßÜÁ 8X 50	3
17	Y171056-49120	ÂßÜÝÍß×,ß	1
18	Y119717-42350	VÍß-Ø(CW-P D=100	1
19	Y25152-003500	VÍßÜÁ °,ßA35	1
20	Y119233-44740	Í±Ý(D=290*UH	1
21	Y121267-44760	½Íß-» (Íß×Á:12)	1
22	Y26106-060302	ÂÉßÍßÜÁ 6X 30	4
23	Y121450-42450	Íß×,ß M16	1
24	Y124465-44950	ÉßÁ·Ý16	1
25	Y129150-49360	PK 10	1
26	Y124250-49351	½²µÝ¾Ý»-	1
27	Y119609-49520	»-Ó½ÁÁ¶¶Éß- CMP	1
28	Y119285-01731	• É¼ßÍß×,ßNPT1/8	1
30	Y119718-49800	»-Ó½ÁÁÁ(82BC	1
31	Y26106-080252	ÂÉßÍßÜÁ 8X 25	1
32	Y26106-080602	ÂÉßÍßÜÁ 8X 60	1
33	Y119440-44500	×¼ß´-À CMP	1
35	Y119325-44571	• ¼Ö×³Äß	1
36	Y129107-44590	• ÖÁÍß(0.9KG/CM2) D46	1
37	Y119325-44600	• Ü²ÖÉÁÁ(Í±Ý	2
38	Y26014-060122	• ÍßÜÁ(É×+ÉßÉ 6X 12	4
39	Y119255-44660	Íß¾¼ÝºßÑ(×¼ß´Á	2
40	Y23010-038000	Í-½ÉßÝÄß 38	4

# Engine for TB108 2TNV70-PTB FUEL INJECTION PUMP

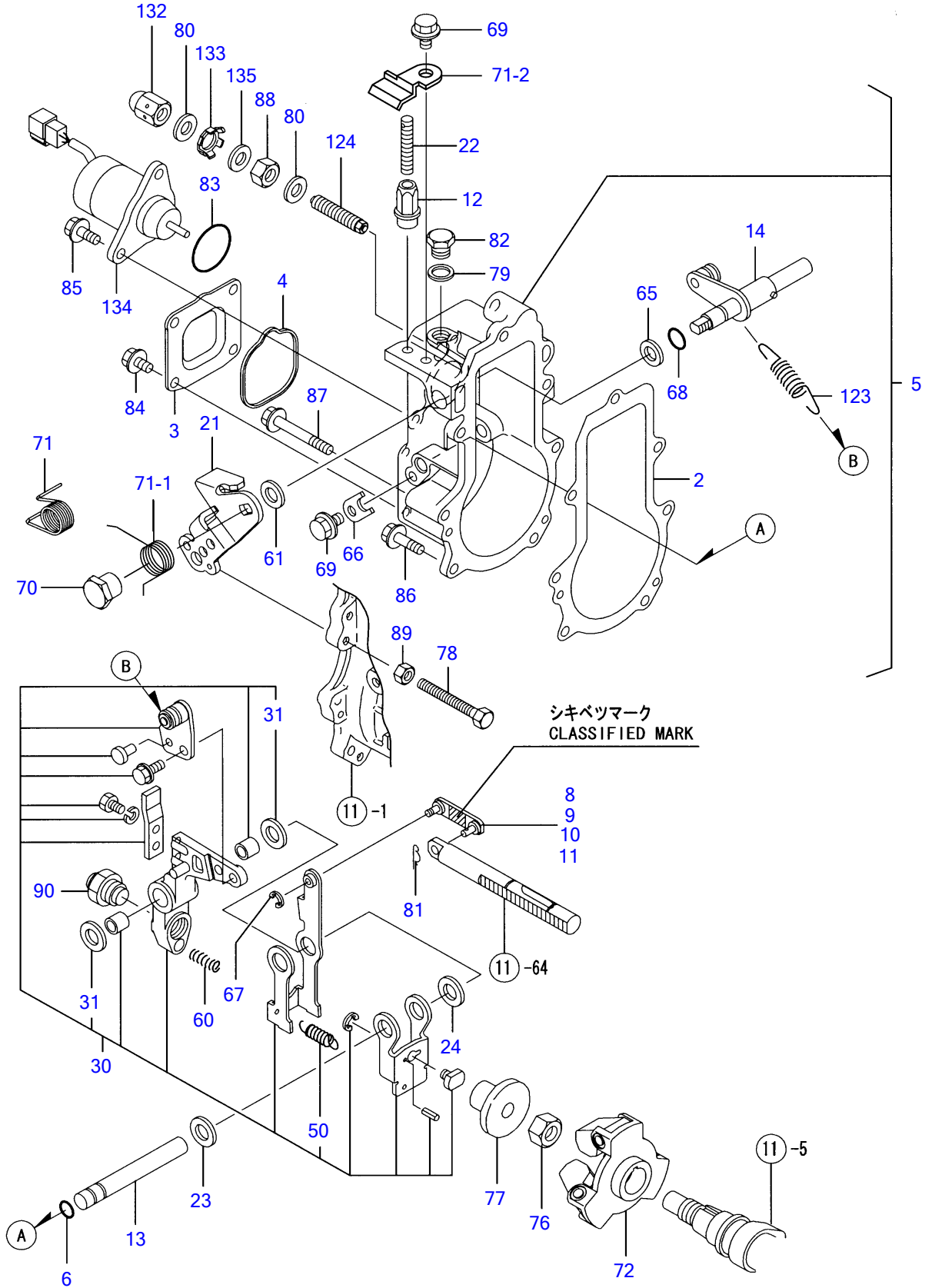


Y00D8590	11. FOファンシャポン		
2TNV70-PTB	1.05 06		PIUS

FOIY¼ØISÝIB FUEL INJECTION PUMP

REF NO.	PARTS NO.	Description	Q'ty	Notes
1	Y719440-51380	FIE ASY(2TNV70-PTB	1	(1) ÐÀP¼ NO.1 FOIY¼-IBÝIB ASSY ÆÉ³Ó, NO.12 ¶PÉPÁ μ I,Ñ.
4	Y129155-51020	• ³ºÐÍPÙÄ(Í²-ÄbP)	2	• STUD, FEED PUMP
5	Y119415-51030	• ¶N¼ØIÄ	1	• CAMSHAFT
6	Y119717-51060	• »IB-Ä(¶N¼P,	1	• SUPPORT, BEARING
7	Y119717-51070	• Í²³.	1	• PARALLEL PIN
8	Y122710-51090	• ÉY¹PÄ	1	• KEY
9	Y119515-51100	• IBxY¼PØ CMP	2	• PLUNGER ASSY
12	Y129155-51140	• ÈBÝ(ÈPÙÜÜØÄPØ	2	• PIN, BARREL LOCKING
13	Y158600-51170	• IBxY¼PØ½IBØÝ, P³¹¶PÈ	2	• SEAT SPRING
14	Y119717-51180	• ÈPÈ³¹	2	• RETAINER, SPRING
15	Y119717-51190	• SP(IBxY¼PØ	2	• SPRING, PLUNGER
16	Y119717-51200	• ÄIBÄÄ CMP	2	• TAPPET ASSY
20	Y129155-51600	• • ÄÖ³³¼²¼N CMP	2	• • SHIM PACK
40	Y158600-51270	• IÜØÄPØ(ÄIBÄÄ	2	• STOPPER
41	Y129155-51280	• OØÝ, P(S6	2	• O-RING S6
42	Y129155-51280	• OØÝ, P(S6	1	• O-RING S6
43	Y119717-51300	• ÄPØÍPØÈPÙIB CMP	2	• VALVE ASSY, DELIVERY
46	Y119717-51330	• ÈPÈ(ÄPØÍPØÈPÙIB	2	• SPRING, DELIVERY
47	Y124550-51350	• ÈBÄ-Y(ÄPØÍPØ	2	• GASKET, DELIVERY
48	Y118400-51370	• IÜÄPØÜØÄPØ	2	• LOCKING
49	Y119415-51400	• IBÜÄ, Ä	1	• PROTECTOR
50	Y158600-51410	• IBx, P(ÄPÍÜ, Ä	1	• PLUG
51	Y119717-51420	• OØÝ, P	1	• O-RING
52	Y158600-51420	• IBx, P(B)(ÄPÍÜ, Ä	1	• PLUG
53	Y158600-51441	• ¹PÝ½²ÍPÝCMP	2	• VALVE ASSY, DELIVERY
59	Y129155-51450	• ÄÖ³³¼²ÈBÄ-Y CMP	1	• SHIM SET, ADJUSTING
64	Y119415-51500	• xÄ, (ºYÄÜ-Ü	1	• RACK, CONTROL
65	Y129155-51521	• ÍPÄ¼Ö (xÄ,	1	• BUSH, RACK
66	Y129155-51530	• ¶Y»P(xÄ, Í¼PÖSP	1	• SPACER, AUX. SPRING
67	Y129155-51540	• ÄÖÜ(C¶PÄ	1	• CIRCLIP
68	Y129155-51550	• ºYÄÜ-ÜÈBÆμÝ (B	2	• PINION, CONTROL
69	Y129100-51560	• ÈBÆμÝ	2	• PINION
70	Y129100-51570	• ÈBÆμÝÖ³È¼P	2	• SCREW
71	Y158600-51570	• IBx, P(FO xÄ,	1	• PLUG
72	Y129155-51580	• OØÝ, P	1	• O-RING
73	Y129155-51591	• xÄ Í¼PØÈPÈ	1	• SPRING, RACK
74	Y119415-51700	• ¿, IÄ(ÍYÄ²	1	• COVER, LOWER
75	Y119415-51710	• PK(ÍYÄ², ¿, IÄ	1	• PACKING
76	Y119415-51750	• ¿, IÄ(ÍYÄ²	1	• COVER, BODY SIDE
77	Y119415-51760	• PK(ÍYÄ², ¿, IÄ	1	• GASKET
78	Y158600-51790	• IÜØÄPØ(xÄ,	1	• GUIDE, RACK
79	Y129156-51910	• Ö²ÈPÝ (ÄÖ³²	1	• LABEL, CAUTION
80	Y22190-160002	• ¼-ÜÜÄ¼Ö(¶IÜ.ÆÄØÜ)16	1	• SEAL WASHER 16S
81	Y22217-060000	• ÈPÈ»P¶PÈ 6	2	• SPRING WASHER 6
82	Y22351-050010	• ½IBØÝ, PÈBÝ 5.0AX 10	2	• SPRING PIN 5X10
83	Y24101-060034	• ÍP±ØÝ, P 6003	1	• BALL BEARING
84	Y24101-063034	• ÍP±ØÝ, P 6003	1	• BALL BEARING
85	Y24316-000150	• OØÝ, P 4D P 15.0	2	• O-RING 4D P15
86	Y26022-050122	• ÄÍPºÈ¼P(ÈPÈ5X12	8	• SCREW M 5X 12
87	Y26022-060162	• ÄÍPºÈ¼P(ÈPÈ6X16	4	• SCREW M 6X 16
88	Y26106-050102	• ÄÈPÍPÜÄ 5X 10	2	• BOLT M 5X 10 PLATED
89	Y26716-060002	• ÄÄÄ 6	2	• NUT 6
90	Y119717-51480	• ¶x-(FICºÄ²	1	• COLLAR. FIC FIX
91	Y119717-51490	• ÍPÜÄ(FICºÄ²	1	• BOLT, FIXATION
94	Y129155-52051	• PK(ÄØÄ¹	1	• GASKET
95	Y129100-52101	• Í²-ÄPÍBÝIB CMP	1	• PUMP ASSY, FUEL FEED

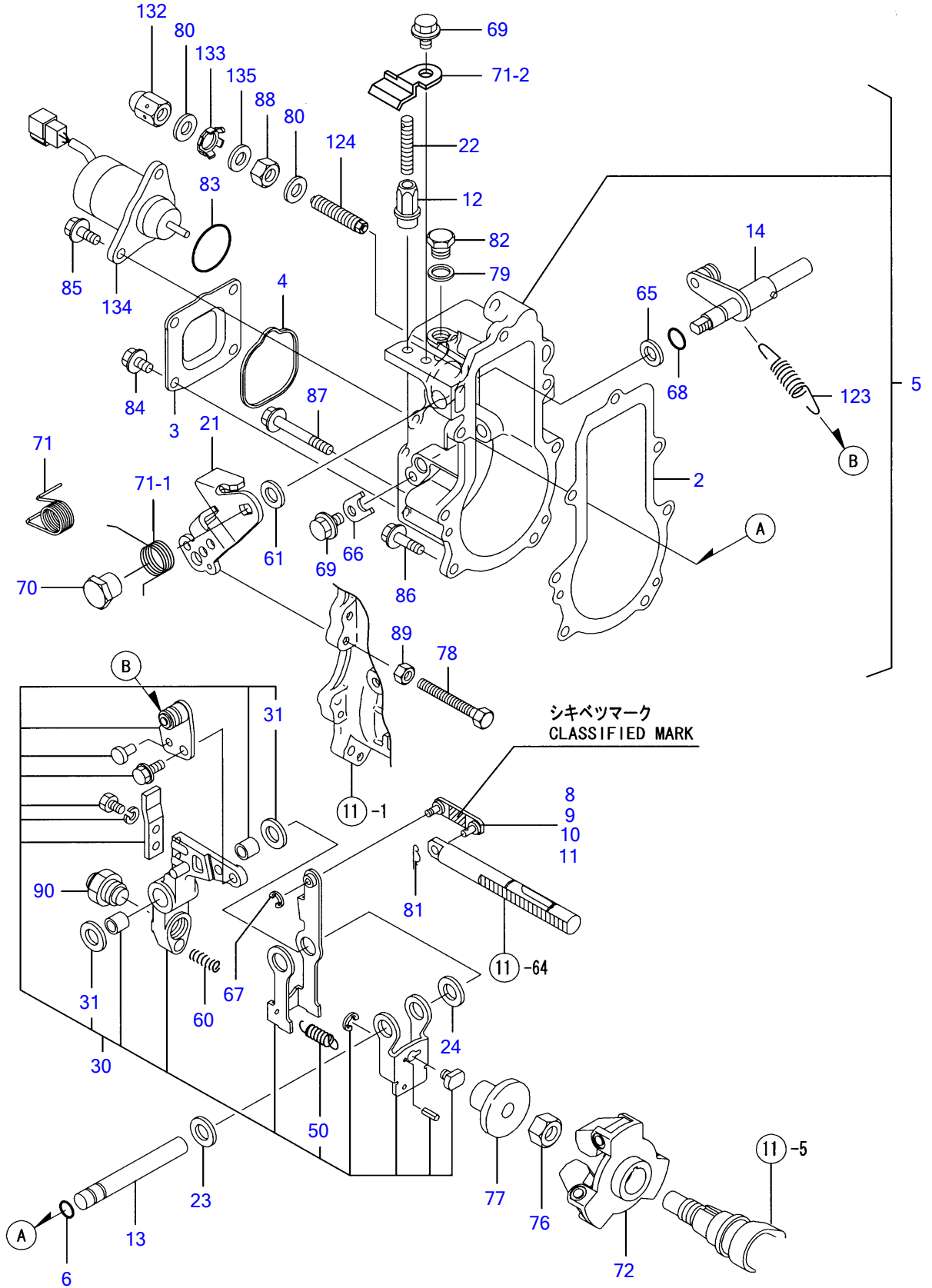
Engine for TB108 2TNV70-PTB  
GOVERNOR



Y00D8590	12. ガバナ		
2TNV70-PTB	1.05 06		PIUS

REF NO.	PARTS NO.	Description	Q'ty	I	R	"δ
2	Y119717-61050	GASKET, CASE	1			
3	Y119717-61060	CASE, GOVERNOR	1			
4	Y119717-61070	GASKET, COVER	1			
5	Y119744-61100	CASE ASSY, GOVERNOR	1			
6	Y129155-51280	O-RING S6	1			
8	Y119717-61120	LINK, L=29.3	1			(1) ¾YÄ, ¼Ö³ìÞËÝ: ¼.ÍÞÄ.ºÞ³ μ ¶.ÆÝ Ë³ Ä.³ÖÝË¶Þ²í½. (²x½Ä »Ý¼®³). * ºË º³Ö, (¶ÞËÞÄ ASSY)ËFIG.11 FOIÝ¼ÖÍßÝÍß Æ ì.Ðí½.
9	Y119717-61130	LINK, L=29.8	1			(1) ¾YÄ, ¼Ö³ìÞËÝ: ¼.ÍÞÄ.ºÞ³ μ ¶.ÆÝ Ë³ Ä.³ÖÝË¶Þ²í½. (²x½Ä »Ý¼®³). * ºË º³Ö, (¶ÞËÞÄ ASSY)ËFIG.11 FOIÝ¼ÖÍßÝÍß Æ ì.Ðí½.
10	Y119717-61140	LINK, L=28.8	1			(1) ¾YÄ, ¼Ö³ìÞËÝ: ¼.ÍÞÄ.ºÞ³ μ ¶.ÆÝ Ë³ Ä.³ÖÝË¶Þ²í½. (²x½Ä »Ý¼®³). * ºË º³Ö, (¶ÞËÞÄ ASSY)ËFIG.11 FOIÝ¼ÖÍßÝÍß Æ ì.Ðí½.
11	Y119717-61150	LINK, L=30.3	1			(1) ¾YÄ, ¼Ö³ìÞËÝ: ¼.ÍÞÄ.ºÞ³ μ ¶.ÆÝ Ë³ Ä.³ÖÝË¶Þ²í½. (²x½Ä »Ý¼®³). * ºË º³Ö, (¶ÞËÞÄ ASSY)ËFIG.11 FOIÝ¼ÖÍßÝÍß Æ ì.Ðí½.
12	Y129209-61370	NUT M6	1			
13	Y129052-61390	SHAFT, GOV. LEVER	1			
14	Y119717-61400	SHAFT ASSY, CONTROL	1			
21	Y119515-61440	LEVER, CONTROL	1			
22	Y129155-61450	BOLT, REVOL. LIMIT	1			
23	Y129156-61460	SHIM T=0.6	1			
24	Y129155-61480	SPACER ASSY	1			
30	Y119717-61500	LEVER ASSY, GOVERNOR	1			
31	Y174307-51700	SHIM SET	2			
50	Y129486-61540	SPRING, SET	1			
60	Y129100-61650	SPRING, FUEL CONTROL	1			
61	Y158552-61700	SHIM ASSY	1			
65	Y158552-61710	SHIM T=1.0	1			
66	Y119660-61901	RETAINER, SHAFT	1			
67	Y22272-000030	CIRCLIP E- 3	1			
68	Y24341-000070	O-RING 1A S-7.0	1			
69	Y26106-060102	BOLT M 6X 10 PLATED	2			
70	Y129255-61410	NUT	1			
71	Y129255-61420	SPRING	1			
71-1	Y119534-61420 (A=E/2005.10-)	SPRING	1		F	
71-2	Y119534-61430 (A=E/2005.10-)	PLATE	1		F	
72	Y119717-61200	WEIGHT ASSY	1			

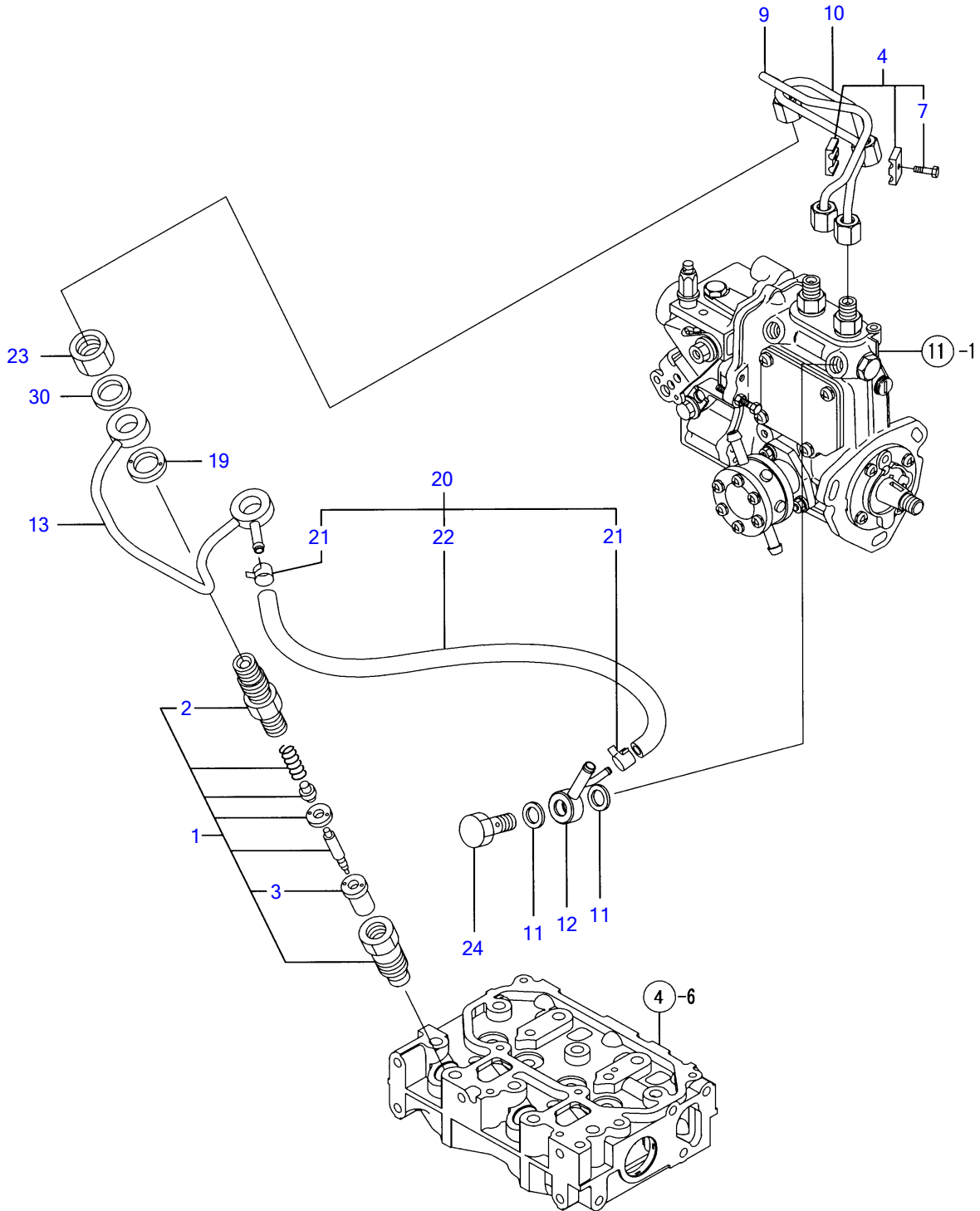
Engine for TB108 2TNV70-PTB  
GOVERNOR



Y00D8590	12. ガバナ		
2TNV70-PTB	1.05 06		PIUS

REF NO.	PARTS NO.	Description	Q'ty	I	R	"óll
76	Y119660-61300	NUT, GOVERNOR WEIGHT	1			
77	Y129155-61341	SLEEVE	1			
78	Y129155-61460	BOLT, IDLE LIMIT	1			
79	Y22190-100002	SEAL WASHER 10S	1			
80	Y22190-120002	SEAL WASHER 12	2			
81	Y22372-040000	SNAP PIN 4	1			
82	Y23887-100002	• PLUG 10	1			
83	Y24341-000280	O-RING 1A S-28.0	1			
84	Y26106-060102	BOLT M 6X 10 PLATED	4			
85	Y26106-060142	BOLT M 6X 14 PLATED	2			
86	Y26106-060202	BOLT M 6X 20 PLATED	4			
87	Y26106-060452	BOLT M 6X 45 PLATED	3			
88	Y26736-120002	NUT M12	1			
89	Y26756-060002	LOCK NUT 6	1			
90	Y119740-61560	ANGLEICH ASSY	1			
123	Y171353-61700	SPRING, GOVERNOR	1			
124	Y158601-61790	LIMITER ASSY, FUEL	1			
132	Y129209-61930	CAP NUT	1			
133	Y129209-61970	PLATE	1			
134	Y119233-77932	SOLENOID, STOP	1			
135	Y23414-120016	GASKET 12	1			

Engine for TB108 2TNV70-PTB  
**FUEL INJECTION VALVE**



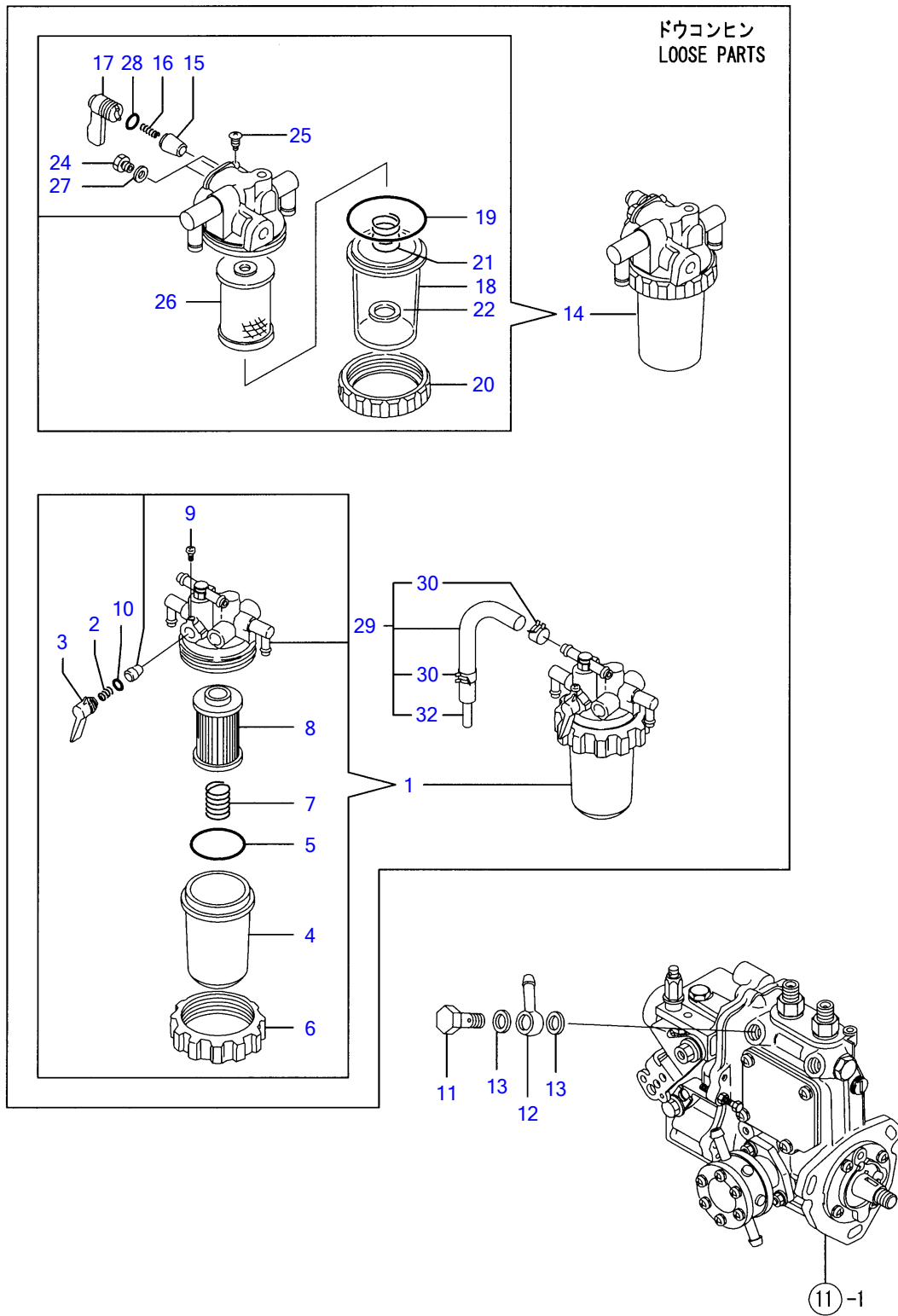
Y00D8590	13. FOフンシャベン		
2TNV70-PTB	1.05.06		PIUS



FOIY¼ÓIÞY FUEL INJECTION VALVE

REF NO.	PARTS NO.	Description	Q'ty
1	Y119515-53001	FOIÞY CMP VALVE ASSY, INJECTION	2
2	Y118200-53010	• É½ÞÙÏÙÀÞ- • HOLDER, NOZZLE	2
3	Y119515-53010	• É½ÞÙ CMP • NOZZLE ASSY	2
4	Y119305-59120	ÏÙÀÞÓ(ÏY¼ÓIÞY CMP RETAINER	1
7	Y129150-59131	• HB4X14 • BOLT M4X14, HEX. SCKT.	1
9	Y119415-59810	ÏY¼ÓIÞY NO1 PIPE, FUEL INJECTION	1
10	Y119415-59820	ÏY¼ÓIÞY NO2 PIPE, FUEL INJECTION	1
11	Y22190-120002	¼-ÏÙÀ¼Ó(ÏIÙ 12 SEAL WASHER 12	2
12	Y119840-59570	À-ÞÃ JOINT	1
13	Y119415-59540	FOÓÃÞ¼ CMP PIPE ASSY, RETURN	1
19	Y129901-59560	ÉßÀ·Ý (FOÓÃÞ¼ GASKET, RETURN	2
20	Y119540-59570	FO-T(ÓÃÞ¼ CMP PIPE, FUEL RETURN	1
21	Y124066-59100	• Î-½ ØÃÏ(ÏÙ 8 • CLAMP 8	2
22	Y119540-59560	• FO-T(ÓÃÞ¼ CMP • PIPE, FUEL RETURN	1
23	Y119620-59700	ÃÃÃ(É½ÞÙÓÃÞ¼ NUT	2
24	Y119813-59950	À·Ã, ÉÞÙÏ CMP VALVE ASSY, CHECK	1
30	Y22190-120002	¼-ÏÙÀ¼Ó(ÏIÙ 12 SEAL WASHER 12	2

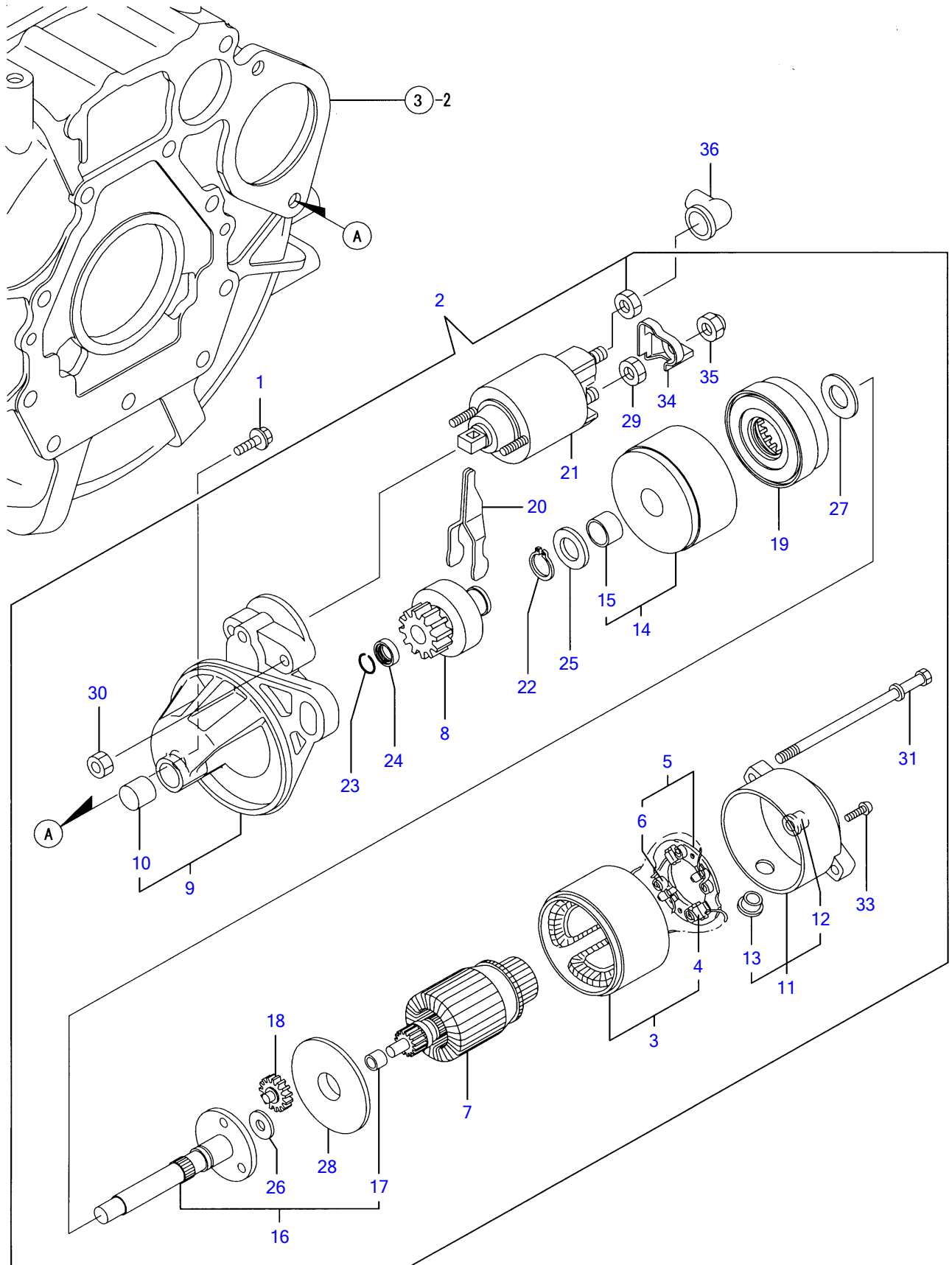
Engine for TB108 2TNV70-PTB  
**FUEL LINE**



Y00D8590	14. FOパイプ		
2TNV70-PTB	1-05-06		PIIIS

REF NO.	PARTS NO.	Description	Q'ty
1	Y119833-55620	STRAINER ASSY, FUEL	1
2	Y104200-55330	• SPRING, TAPER VALVE	1
3	Y119810-55340	• LEVER	1
4	Y121254-55510	• CUP, STRAINER	1
5	Y102103-55520	• O-RING	1
6	Y110250-55610	• RING, RETAINING	1
7	Y121250-55620	• SPRING	1
8	Y119810-55650	• ELEMENT	1
9	Y104200-55750	• SCREW M 4	1
10	Y24311-240100	• O-RING 1A P-10A	1
11	Y103854-39140	BOLT, PIPE JOINT	1
12	Y101304-59020	JOINT 12, PIPE	1
13	Y22190-120002	SEAL WASHER 12	2
14	Y129335-55700	SEPARATOR, WATER	1
15	Y104200-55321	• VALVE, TAPER	1
16	Y104200-55330	• SPRING, TAPER VALVE	1
17	Y104200-55341	• HANDLE, COCK	1
18	Y124064-55510	• BOWL, FUEL STRAINER	1
19	Y102103-55520	• O-RING	1
20	Y110250-55610	• RING, RETAINING	1
21	Y121257-55720	• SPRING, SCREEN	1
22	Y121257-55731	• FLOAT	1
24	Y101720-55750	• PLUG 6	2
25	Y104200-55750	• SCREW M 4	1
26	Y171081-55910	• SCREEN	1
27	Y23418-060000	• GASKET 6, NYLON	2
28	Y24311-240100	• O-RING 1A P-10A	1
29	Y119840-59601	BEND ASSY	1
30	Y124766-59050	• CLAMP 12	2
32	Y119840-59621	• JOINT	1

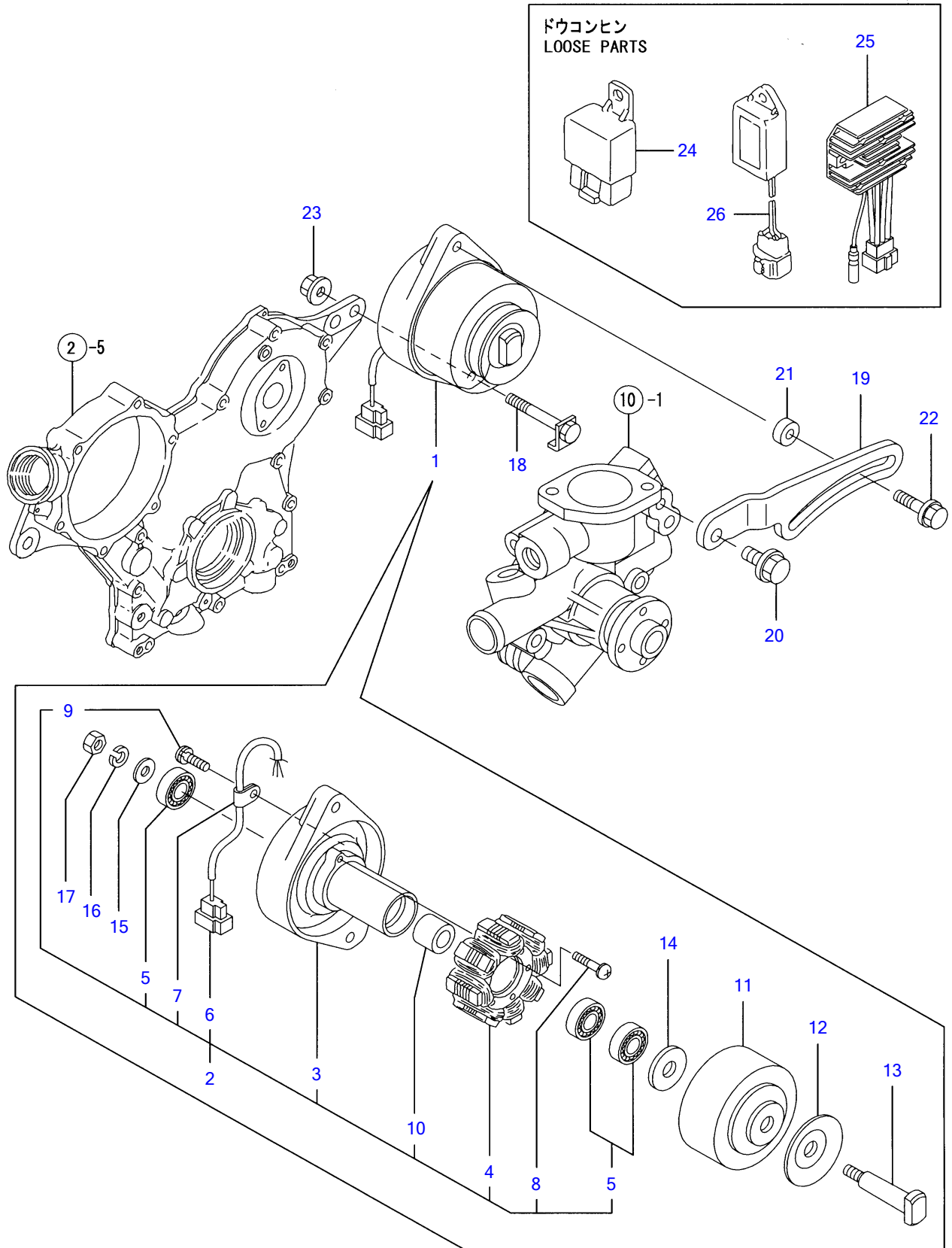
# Engine for TB108 2TNV70-PTB STARTING MOTOR



Y00D8590	15. スターティングモータ		
2TNV70-PTB	1-05-06		PIUS

REF NO.	PARTS NO.	Description	Q'ty
1	Y26106-100252	BOLT M10X 25 PLATED	2
2	Y119515-77010	STARTER, P1.1	1
3	YX0281007680	• COIL ASSY, FIELD	1
4	YX0280996180	• • STARTER KIT	2
5	YX0285105190	• HOLDER ASSY.	1
6	YX0285205030	• • SPRING	4
7	YX0282005871	• ARMATURE ASSY	1
8	YX0283006960	• CLUTCH SUB-ASSY.	1
9	YX4284001590	• HOUSING ASSY,STARTER	1
10	YX9491050100	• • NEEDLE BEARING	1
11	YX0285007030	• FRAME ASSY.	1
12	YX9491040990	• • BEARING	1
13	YX0280626010	• • COVER	1
14	YX0284105040	• BEARING SUB-ASSY.	1
15	YX9491034330	• • BEARING	1
16	YX0286105010	• SHAFT SUB-ASSY.	1
17	YX9491034320	• • BEARING	1
18	YX0286305010	• GEAR	3
19	YX0286355010	• GEAR	1
20	YX0287405140	• LEVER	1
21	YX0534007800	• SWITCH,EMERGENCY	1
22	YX9055715000	• RING	1
23	YX9490721360	• RING	1
24	YX0280210331	• NUT	1
25	YX9490138110	• WASHER	1
26	YX9490138090	• WASHER	1
27	YX9490138100	• WASHER	1
28	YX0284525010	• PLATE	1
29	YX9490562360	• NUT	1
30	YX9490560750	• NUT	2
31	YX9490423520	• BOLT, THROUGH	2
33	YX9490065670	• SCREW M 4X 6 (BS)	2
34	YX0280335360	• COVER SET, TERMINAL	1
35	YX1289510130	• NUT	1
36	Y124160-77020	COVER, TERMINAL	1

# Engine for TB108 2TNV70-PTB GENERATOR

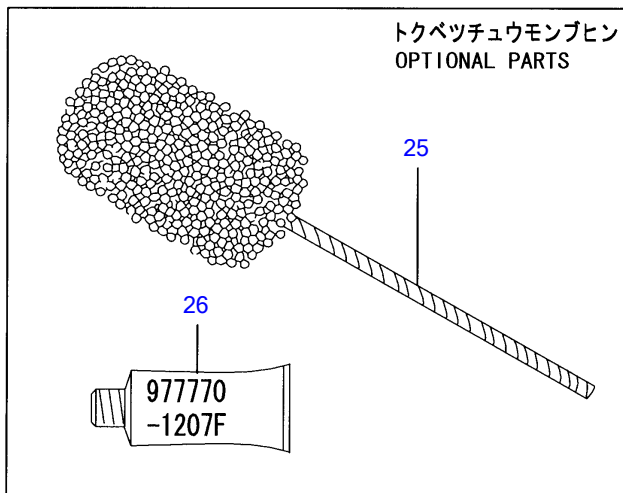
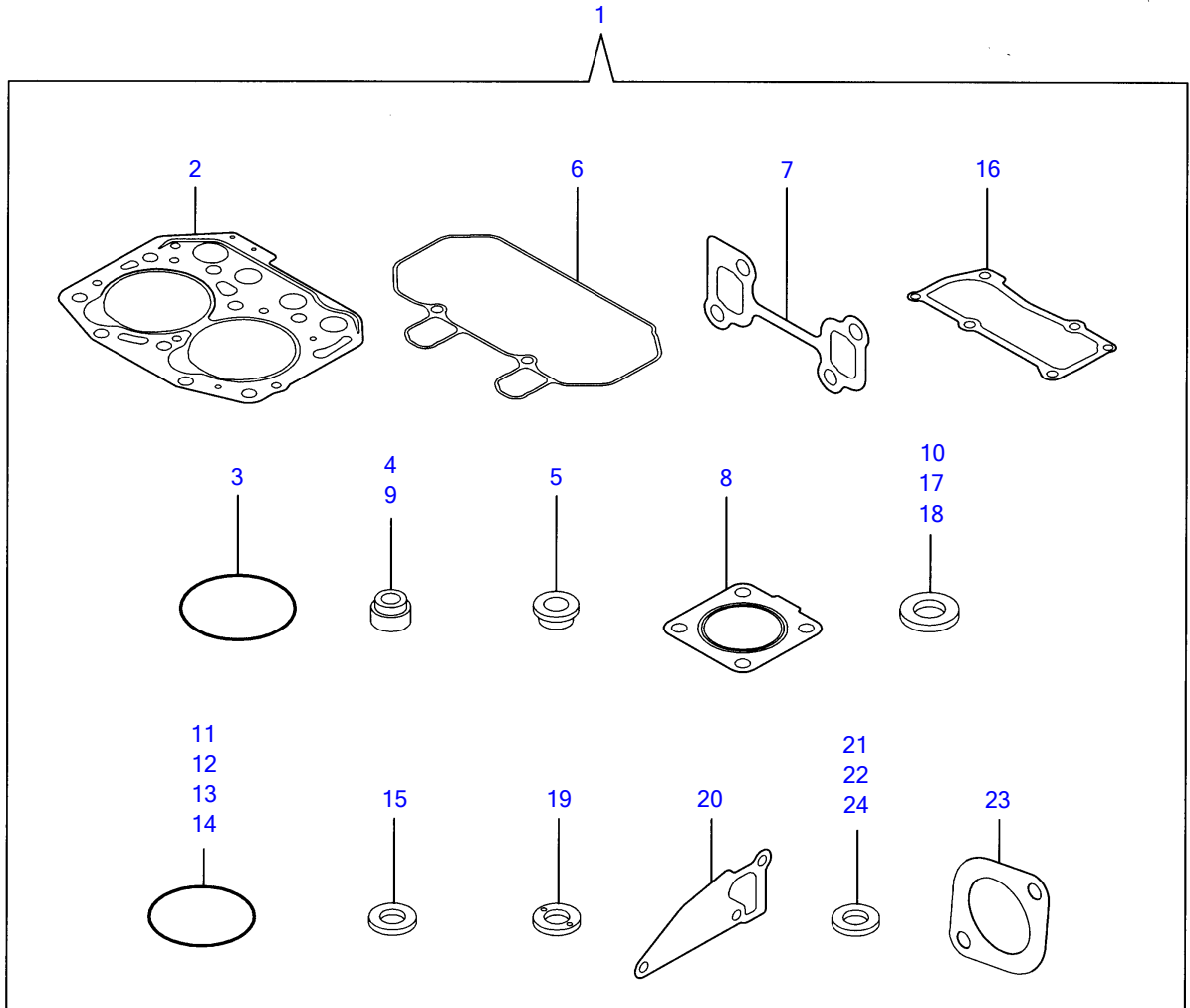


Y00D8590	16. ジェネレータ		
2TNV70-PTB		1.05.06	PIUS

1/2" EÜ-Ä GENERATOR

REF NO.	PARTS NO.	Description	Q'ty
1	Y171301-77201	GENERATOR (15A)	1
2	YXM08137	PLATE ASSY	1
3	YX2A07073KA	PLATE	1
4	YX4A07023KB	STATOR ASSY	1
5	Y24104-062010	BALL BEARING	3
6	YX417878	COUPLER	1
7	YXM069000000	CLAMP	1
8	YXYS402400	SCREW	2
9	YXYS400800	SCREW	1
10	YXM329830000	COLLAR	1
11	YX3A08877KA	FLYWHEEL	1
12	YXM721740000	PULLEY	1
13	YX4A07403K01	SHAFT	1
14	YXM67935	WASHER	1
15	YXM860250000	WASHER 10	1
16	YXM219230000	WASHER, SPRING	1
17	YXM863720000	NUT	1
18	Y119740-77250	BOLT, M10X76	1
19	Y119742-77300	ADJUSTER, BELT	1
20	Y26106-080202	BOLT M 8X 20 PLATED	1
21	Y119940-77270	ADJUSTER, BELT	1
22	Y129972-77341	BOLT, ADJUSTING	1
23	Y26306-100002	NUT	1
24	Y119247-77100	RELAY, SAFETY	1
25	Y119233-77710	LIMITER, CURRENT	1
26	Y129211-77920	TIMER	1

Engine for TB108 2TNV70-PTB  
GASKET SET



Y00D8590	17. パッキンセット			
2TNV70-PTB		1.05 06		PIUS



REF NO.	PARTS NO.	Description	Q'ty		
1	Y719415-92660	GASKET SET(NON-ASB.)	1		(1) μlβ¼®Ý lβËÝÄb½
2	Y119415-01330	• ÍÄÄb¶b½¹ÄÄ	1		
3	Y121850-51960	• OØÝ,b(FOPÄØÄ¹)	1		
4	Y119717-11340	• ÊpÙlβ½ÄÑ¼-Ù(INT)	2		
5	Y129901-11450	• ìßÜÄ,Ä (Ë½bÙ	2		
6	Y119415-11310	• PK(lbÝÈÄÄ	1		
7	Y119415-13110	• ¶b½¹ÄÄ (lÆlÙÄb	1		
8	Y119515-13200	• ¶b½¹ÄÄPK(»²ÚÝ»	1		
9	Y119717-11350	• ÊpÙlβ½ÄÑ¼-Ù(EXH)	2		
10	Y22190-080002	• ¼-ÙÜÄ¼Ö(¶lÜ.ÆÄØÙ) 8	4		
11	Y24311-000320	• OØÝ,b 1A P 32.0	2		
12	Y119717-32060	• OØÝ,b P15.0	1		
13	Y119624-32040	• OØÝ,b P 12.0	1		
14	Y119717-32050	• OØÝ,b P17.0	3		
15	Y119600-11460	• PK	4		
16	Y119415-11330	• PK(lbÝÈÄÄlÄ	1		
17	Y22190-160002	• ¼-ÙÜÄ¼Ö(¶lÜ.ÆÄØÙ)16	1		
18	Y22190-120002	• ¼-ÙÜÄ¼Ö(¶lÜ 12	6		
19	Y129901-59560	• ÊßÄ-Ý (FOÖÄb¼	2		
20	Y119515-42020	• PK(CWlßÝlß	1		
21	Y23414-080000	• ÊßÄ-Ý(lÜ 8	1		
22	Y124465-44950	• ÊßÄ-Ý16	1		
23	Y129107-13550	• ¶b½¹ÄÄ(lÝ¼ÖÄ <sup>93</sup>	1		
24	Y129150-49360	• PK 10	1		
25	Y129400-92410	lÜÄ,½l-Ý	1		(1) μlβ¼®Ý lβËÝÄb½
26	Y977770-1207F	¼Ø <sup>9</sup> -Ý <sup>12</sup> ·¼bÖ³¶b½¹ÄÄ	1		(1) μlβ¼®Ý lβËÝÄb½