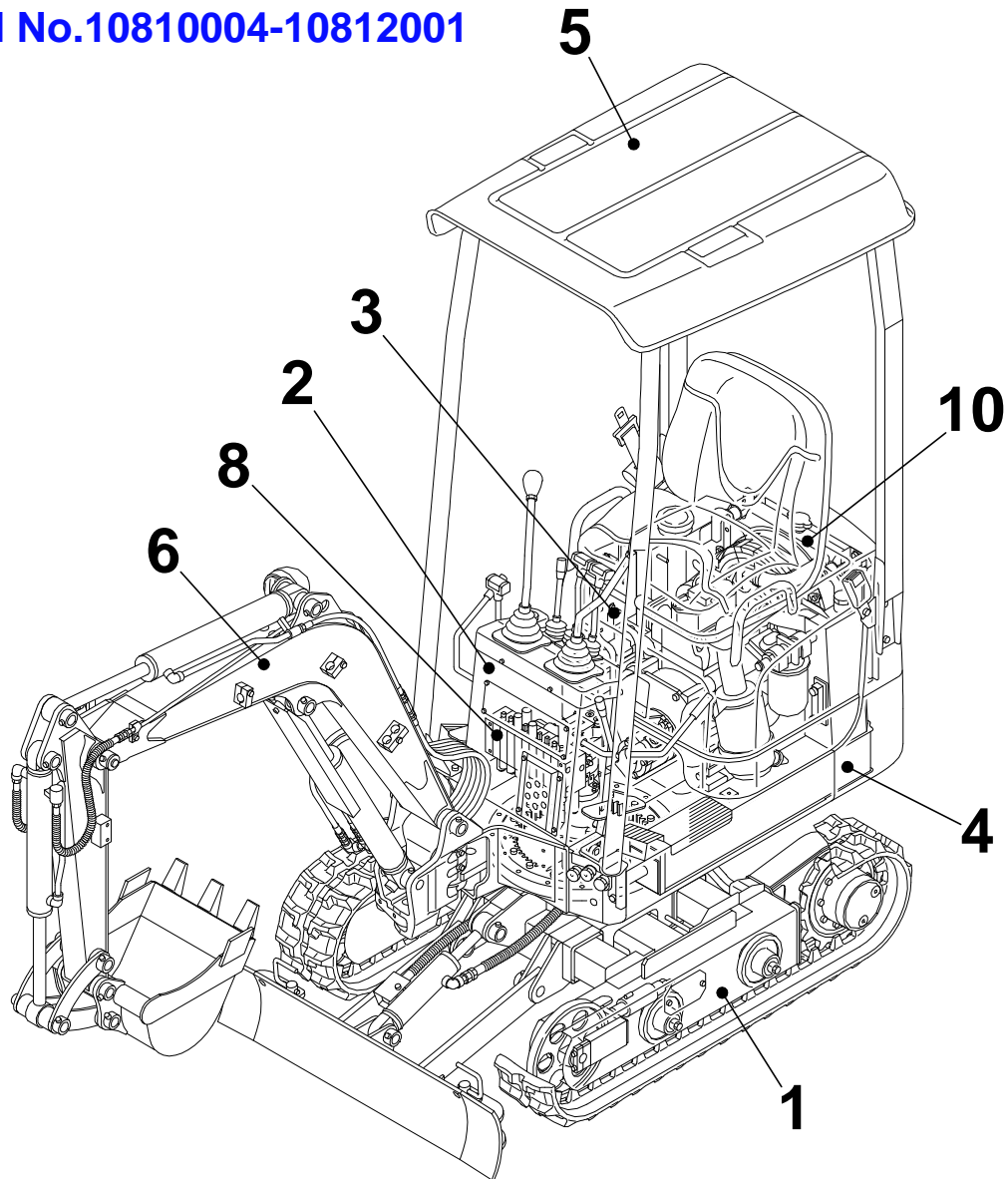


TB108

Book No.BB5Z004-1

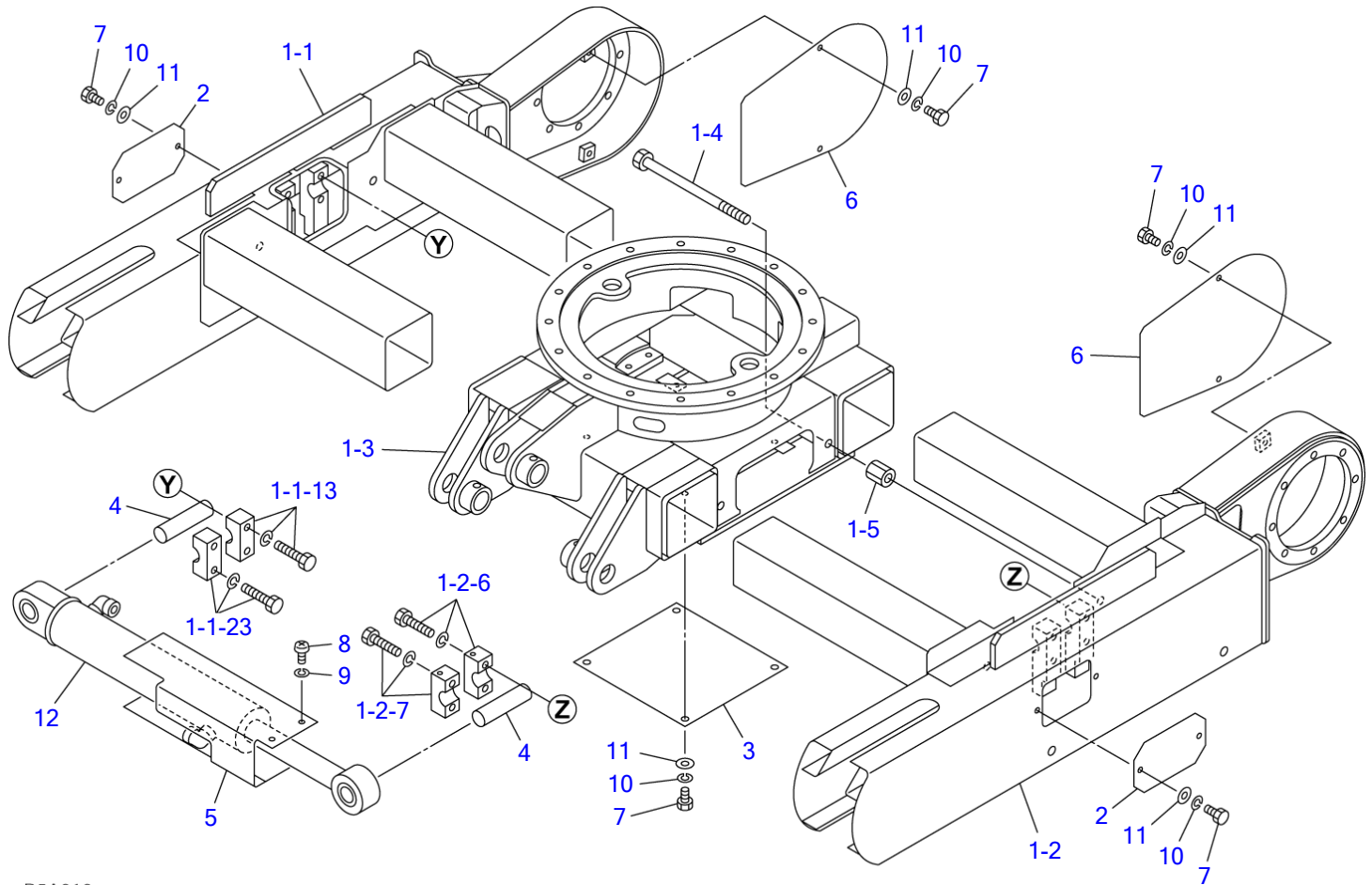
Serial No.10810004-10812001



TAKEUCHI

					INDEX						
Item	Part number	Description	Q'ty	Chan.	Serial No.	Serv.	Remarks				
1		UNDERCARRIAGE									
2		TURNTABLE & CONTROL LEVER									
3		ENGINE & ELECTRICAL SYSTEM									
4		HYDRAULIC PIPNG & TANK									
5		COVER & CAB									
6		HOE ATTACHMENT									
7		DECAL & TOOL									
8		HYDRAULIC DEVICE									
10		ENGINE(2TNE68-ETBA)									
		2008.4.18									
99		KITS, ATTACHMENTS AND QUICK REFERENCE									

TB108 Book No. BB5Z004 S/N 10810004-10812001
LOWER FRAME

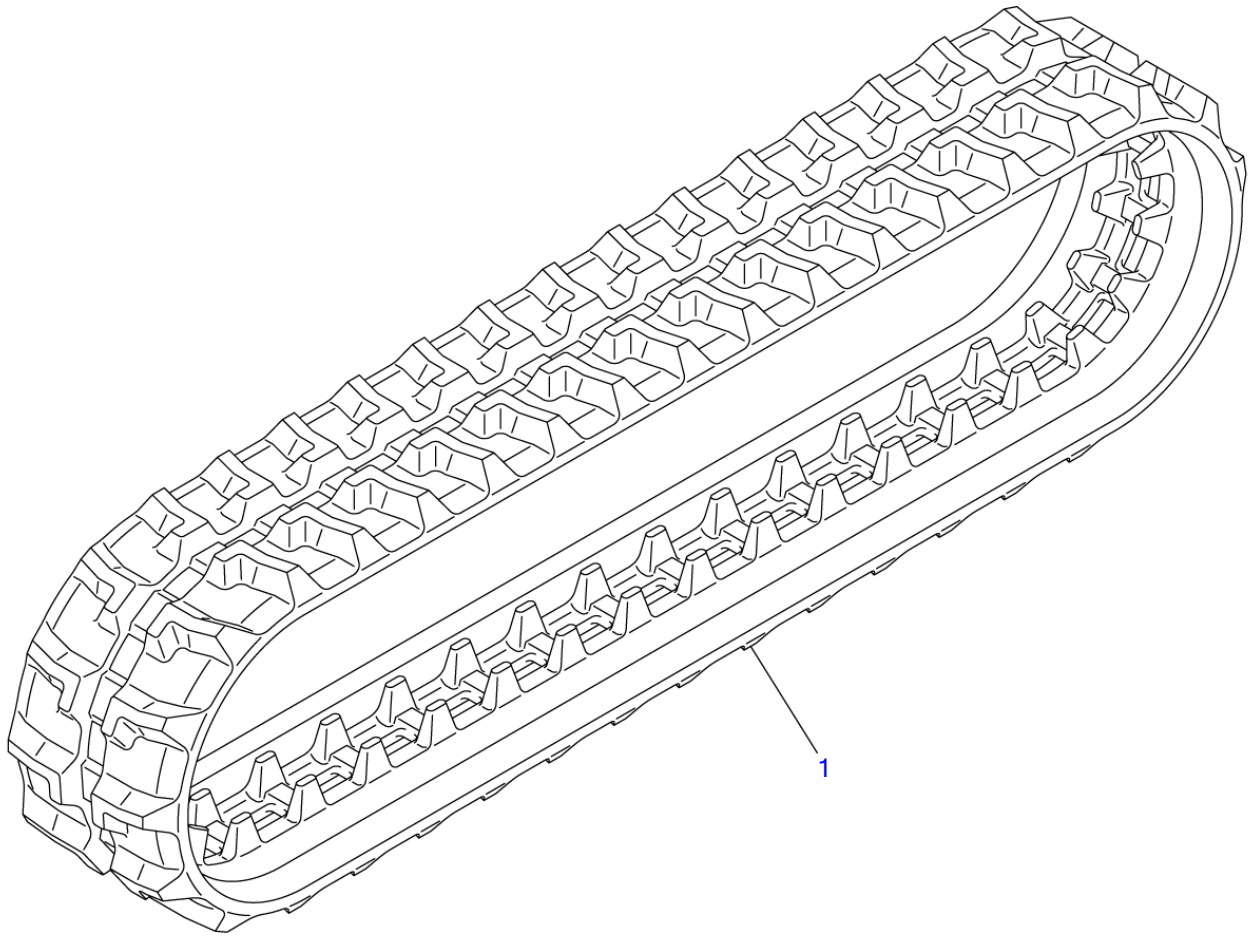


B5A010

S=1/9

LOWER FRAME

Item	Part number	Description	Q'ty	Chan.	Serial No.	Serv.	Remarks
		FRAME ASSY, lower					X03210-55000-0
1	X *****	FRAME ASSY	1				
1-1	X *****	· FRAME (R.H.)	1				
1-1-13	0321055250	· CLAMP	1				
1-1-23	0321055260	· CLAMP	1				
1-2	X *****	· FRAME (L.H.)	1				
1-2-6	0321055350	· CLAMP	1				
1-2-7	0321055360	· CLAMP	1				
1-3	X *****	· BODY	1				
1-4	0411009000	· BOLT	4				
1-5	1134851020	· NUT	4				
2	0321053004	COVER	2				
3	0411008510	PLATE	1				
4	0411008700	PIN	2				
5	0411009300	COVER	1				
6	0321055006	COVER	2				
7	1100040816	BOLT	12				
8	1120530510	SCREW	2				
9	1140020005	WASHER, spring	2				
10	1140020008	WASHER, spring	12				
11	1141110008	WASHER	12				
12	1900087200	CYLINDER, spanner	1				
	B5a010						

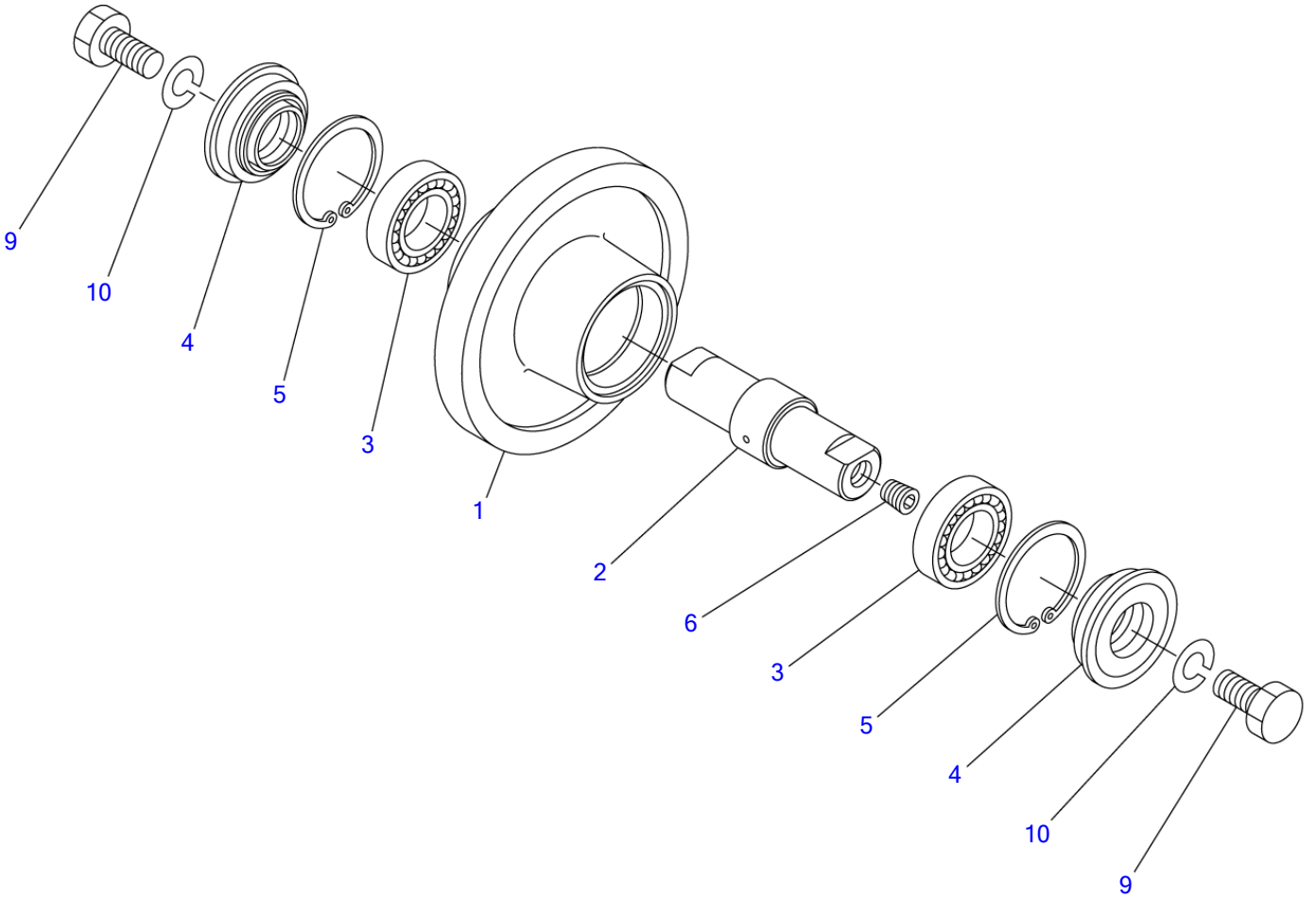


B5A020

S=1/6

CRAWLER BELT

Item	Part number	Description	Q'ty	Chan.	Serial No.	Serv.	Remarks
1	1914090300 B5a020	BELT, rubber crawler	2				X19140-90300-0

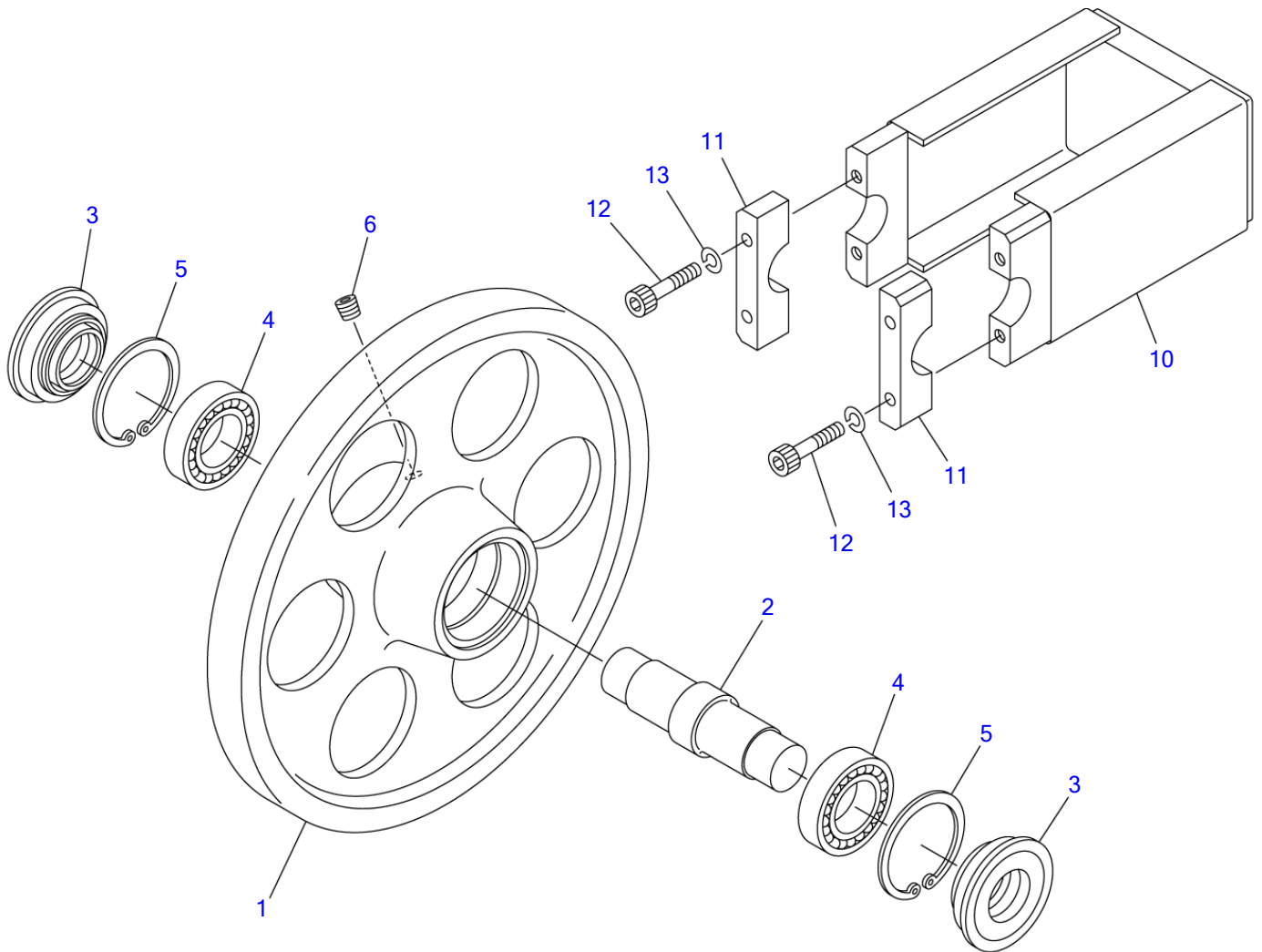


B5A030

S=1/3

TRACK ROLLER

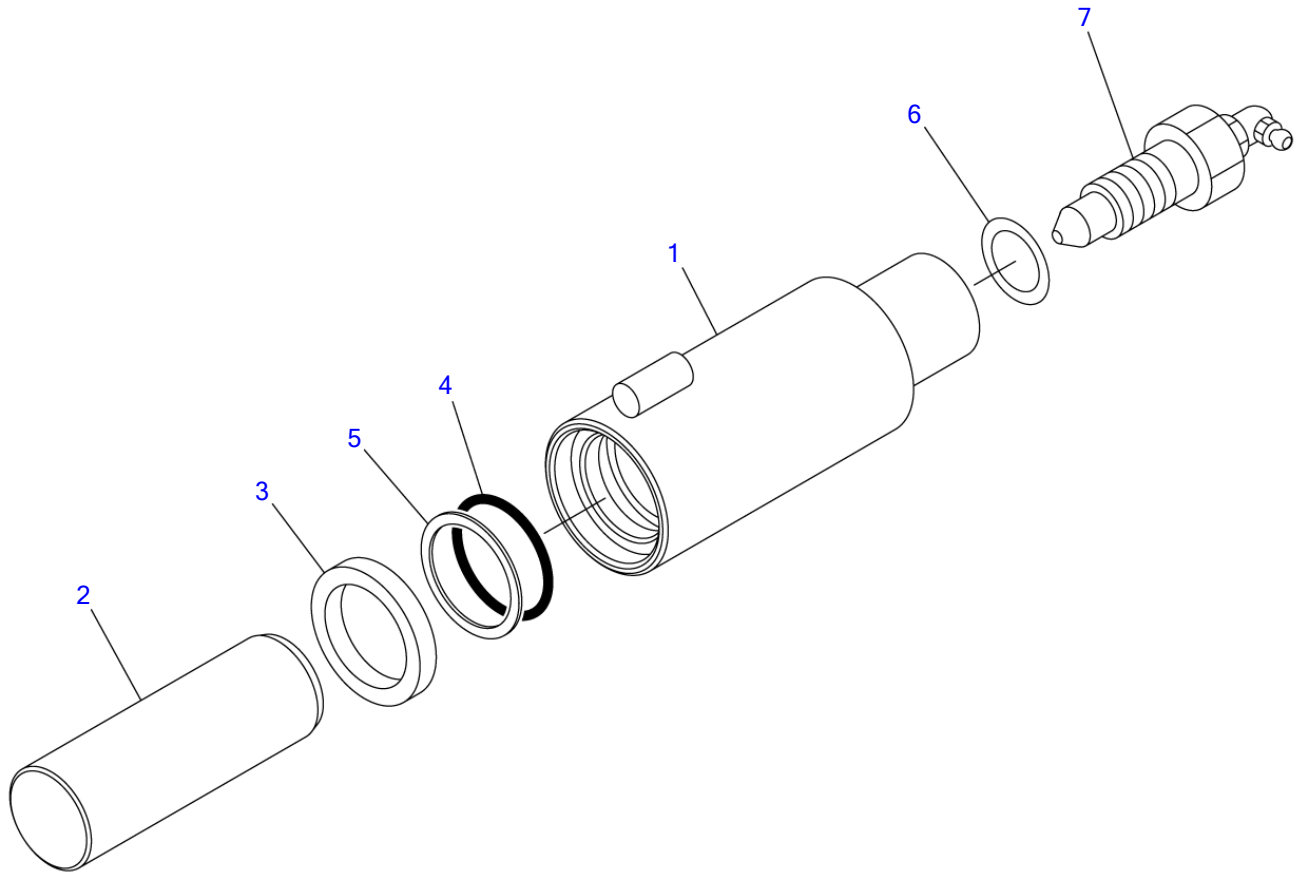
Item	Part number	Description	Q'ty	Chan.	Serial No.	Serv.	Remarks
		ROLLER ASSY, track					X04113-00000-3
0-1	0411300400	ROLLER ASSY	4				
1	0071300100	· ROLLER	1				
2	0411300200	· SHAFT	1				
3	1300006005	· BEARING	2				
4	1431202547	· SEAL	2				
5	1221000047	· RING, retaining	2				
6	1501810001	· PLUG	1				
9	1101051225	BOLT	8				
10	1140010012	WASHER, spring	8				
	B5a031						



B5A040

S=1/3

Item	Part number	Description	FRONT IDLER			Remarks
			Q'ty	Chan.	Serial No.	
		IDLER ASSY, front				X04114-01000-3
0-1	0411401100	IDLER ASSY	2			
1	0411400100	· IDLER	1			
2	0411401200	· SHAFT	1			
3	1431202547	· SEAL	2			
4	1300006005	· BEARING	2			
5	1221000047	· RING, retaining	2			
6	1501810001	· PLUG	1			
10	0411401300	YOKE	2			
11	0411401400	CLAMP	4			
12	1110040635	SCREW, cap	8			
13	1140020006	WASHER, spring	8			
	B5a041					

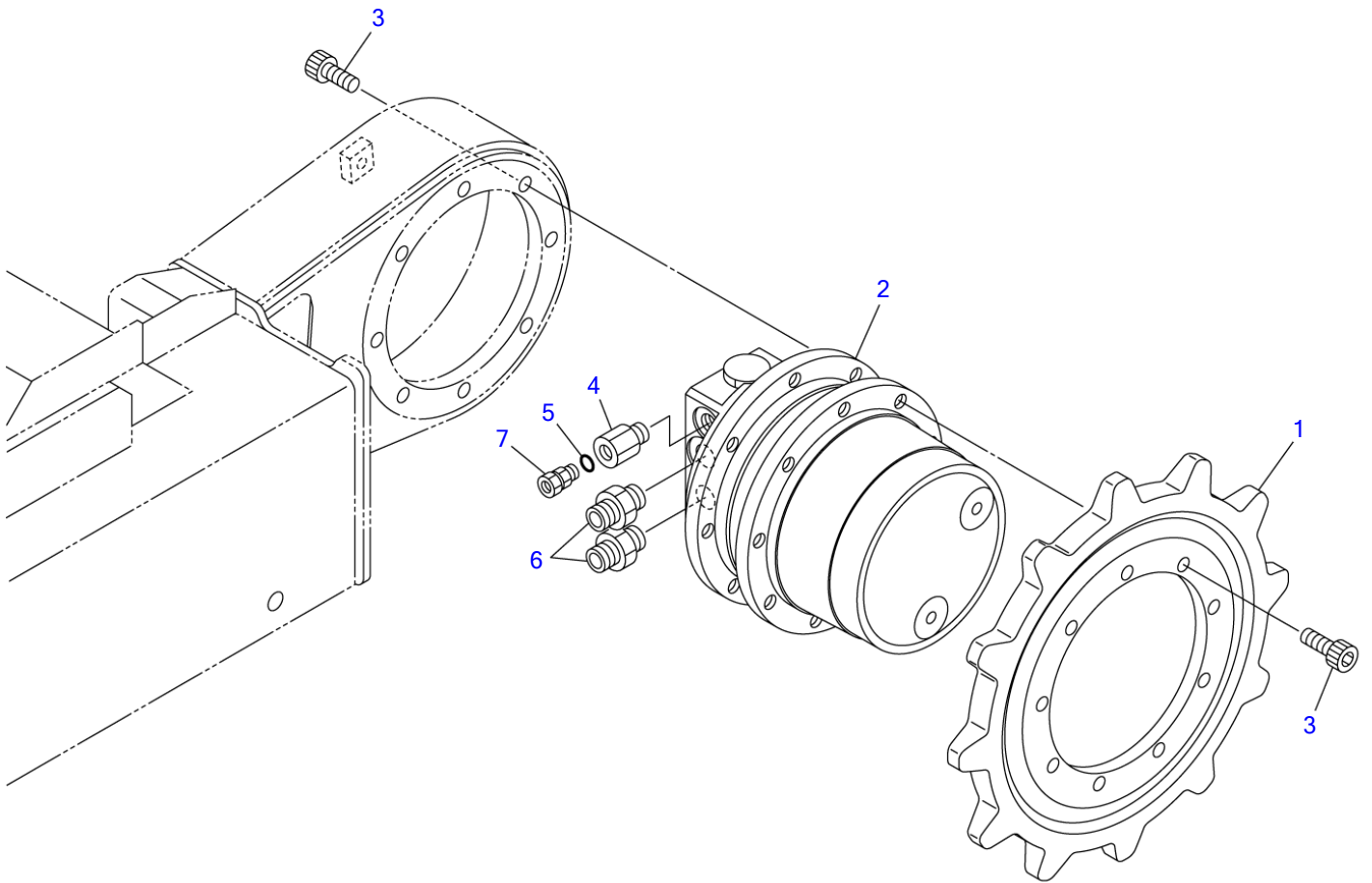


B5A050

S=1/2

TRACK ADJUSTER

Item	Part number	Description	Q'ty	Chan.	Serial No.	Serv.	Remarks
0	0321552000	CYLINDER ASSY, grease	2				X03215-52000-0
1	0321552100	▪ CYLINDER, grease	1				
2	0321551400	▪ PISTON	1				
3	1400401654	▪ SEAL, oil	1				
4	1422010300	▪ O-RING	1				
5	1421020300	▪ RING, back-up	1				
6	1541201616	▪ WASHER	1				
7	1541301602	▪ VALVE ASSY, check	1				
	B5a050						

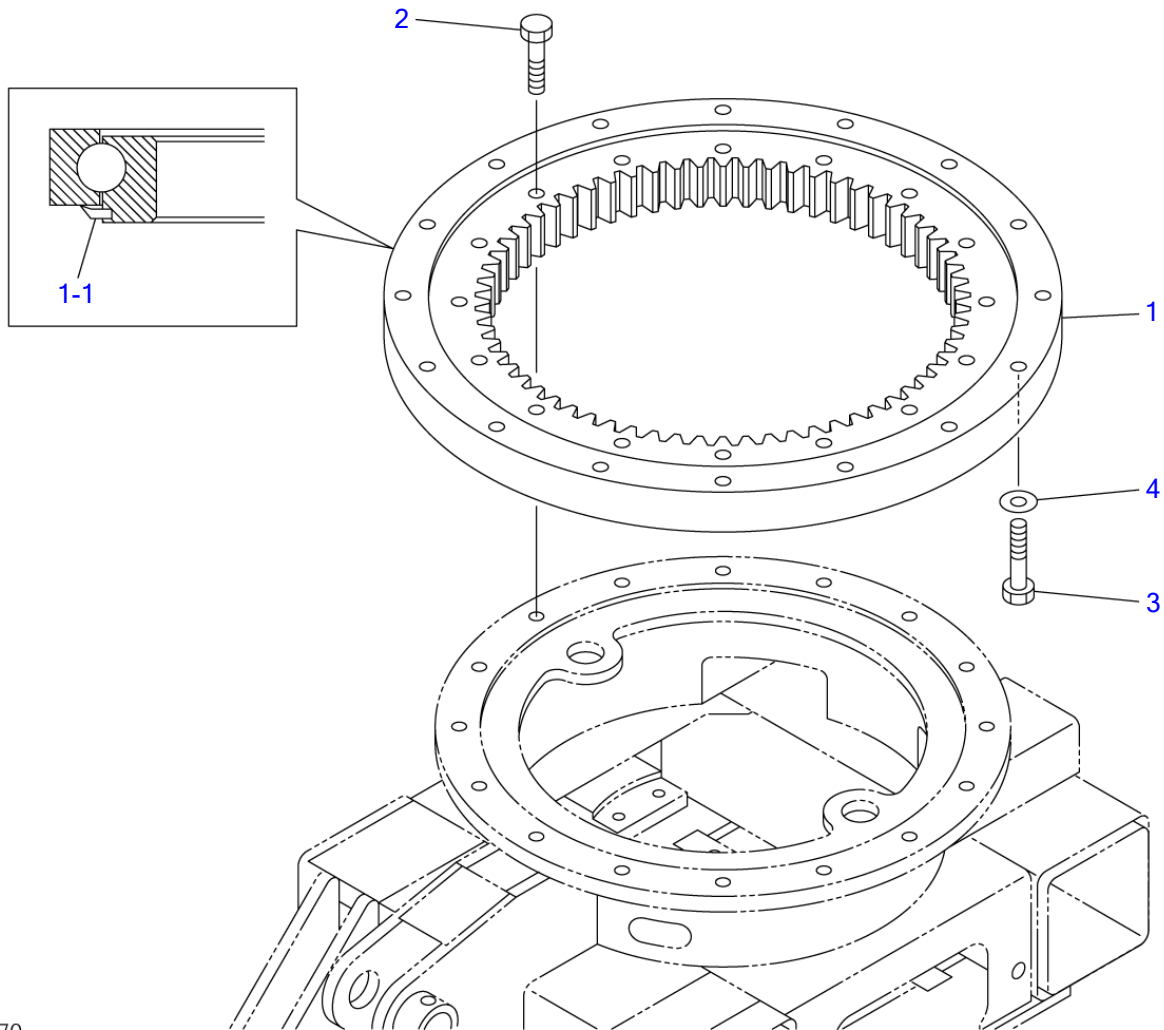


B5A061

S=1/4.5

TRAVEL DEVICE

Item	Part number	Description	Q'ty	Chan.	Serial No.	Serv.	Remarks
		MOTOR ASSY, travel					X03216-13000-1
1	0411602100	SPROCKET	2				
2	1903122400	MOTOR, travel	2				
3	1110041022	SCREW, cap	34				
4	0007211014	BUSHING	2				
5	1420010110	O-RING	2				
6	1515600576	ADAPTOR	4				
	1420010140	• O-RING	1			M	
7	1532520601	CONNECTOR	2				
	B5a061						

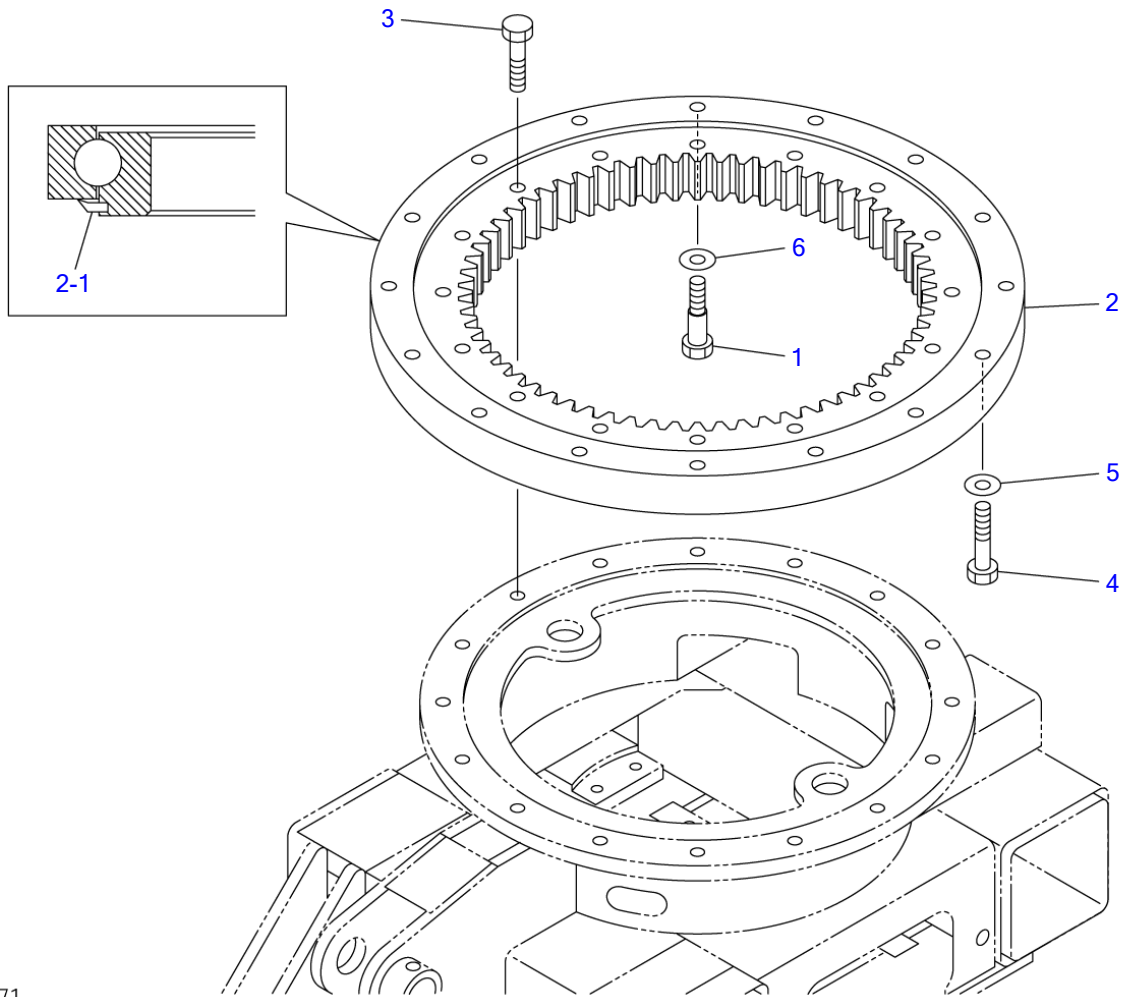


B5A070

S=1/5

SLEW BEARING (10810004-10810188)

Item	Part number	Description	Q'ty	Chan.	Serial No.	Serv.	Remarks
		BEARING ASSY, slew					X04120-00000-1
1	1913003450	BEARING	1				
1-1	1913003459	• SEAL	1				
2	1100051045	BOLT	16				
3	1100051050	BOLT	16				
4	1141540010	WASHER	16				
	B5a070						



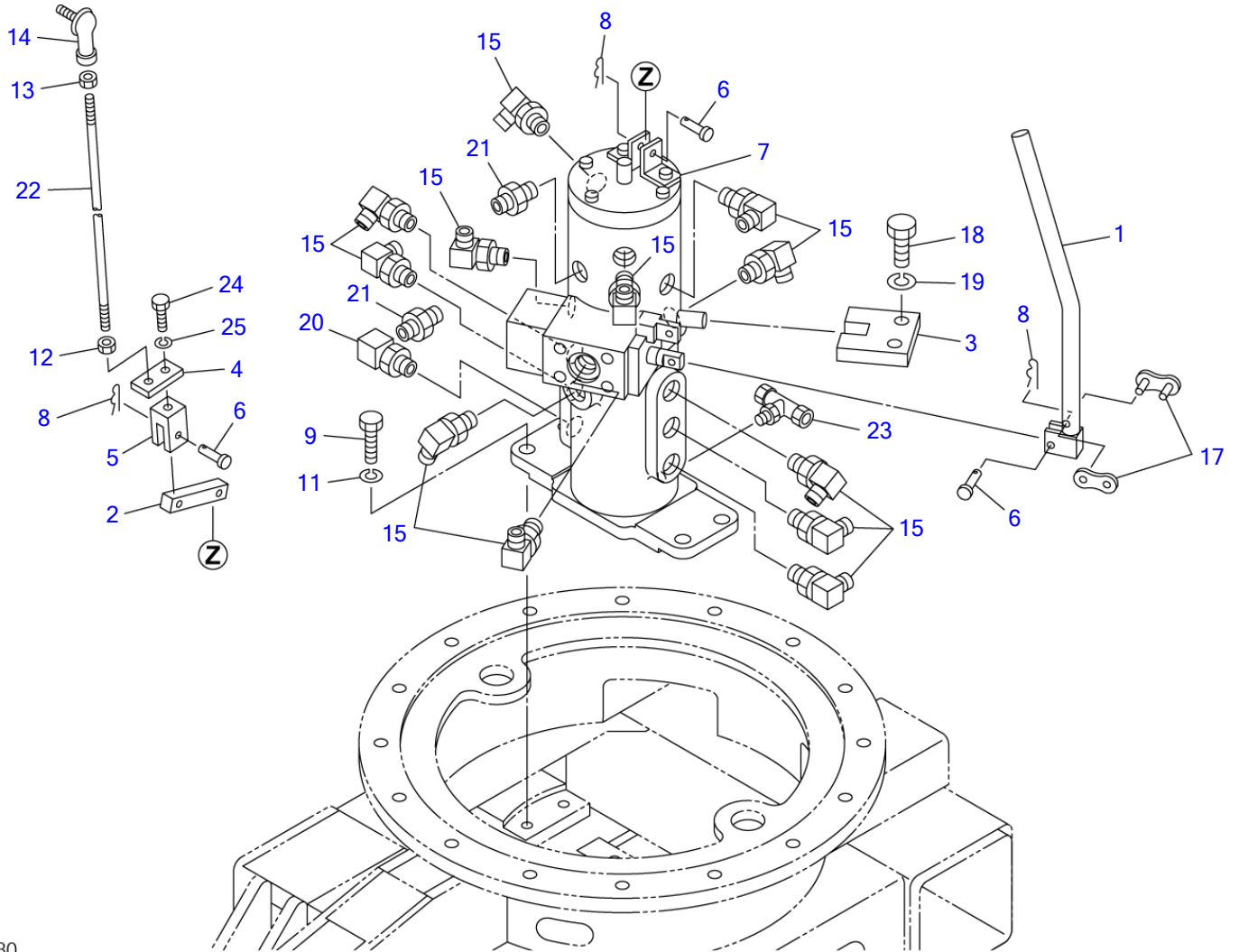
B5A071

S=1/5

SLEW BEARING (10810189-)

Item	Part number	Description	Q'ty	Chan.	Serial No.	Serv.	Remarks
		BEARING ASSY, slew					X03220-01000-2
1	0322001010	BOLT	1				
2	1913003450	BEARING	1				
2-1	1913003459	• SEAL	1				
3	1100051045	BOLT	16				
4	1100051050	BOLT	15				
5	1141540010	WASHER	15				
6	1141540012	WASHER	1				
	B5a072						

TB108 Book No. BB5Z004 S/N 10810004-10812001
SWIVEL JOINT & ACCESSORIES

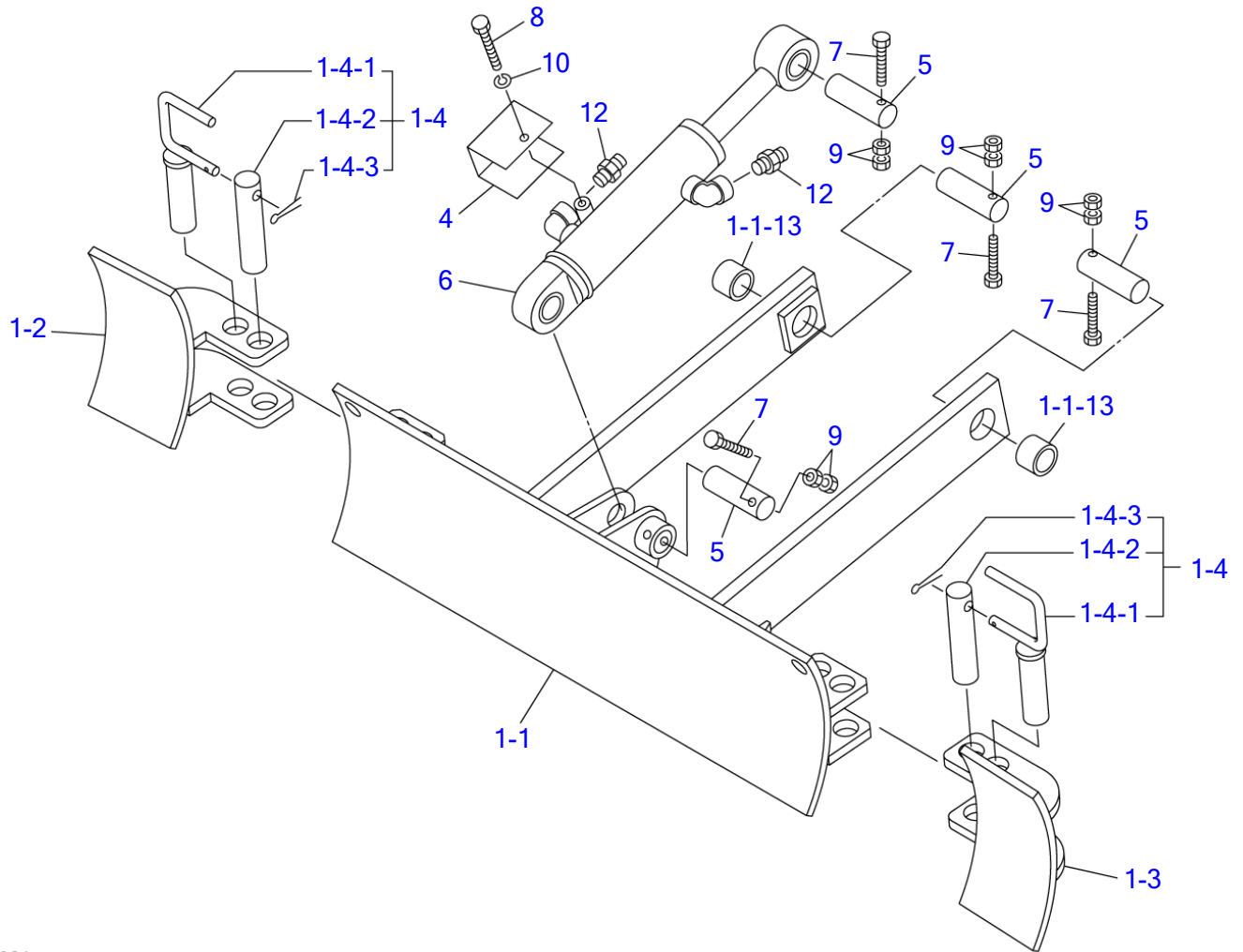


B5A080

S=1/5

SWIVEL JOINT & ACCESSORIES

Item	Part number	Description	Q'ty	Chan.	Serial No.	Serv.	Remarks
		JOINT ASSY, swivel					X03221-53000-1
1	0412102100	LEVER	1				
2	0322151100	LEVER	1				
3	0412100100	COLLAR	1				
4	0322151200	PLATE	1				
5	0005505024	YOKE	1				
6	0004005117	PIN	3				
7	1904006800	JOINT, swivel	1				
8	1214000005	PIN, snap	3				
9	1100040820	BOLT	4				
11	1140020008	WASHER, spring	4				
12	1130040006	NUT	1				
13	1131540006	NUT	1				
14	1340000065	END, rod	1				
15	1515012040	ELBOW	12				
	1420010110	• O-RING	1			M	
17	1620050000	LINK ASSY	1				
18	1100041025	BOLT	2				
19	1140020010	WASHER, spring	2				
20	1513300014	ELBOW	1				
	1420010110	• O-RING	1			M	
21	1515600200	ADAPTOR	2				
	1420010110	• O-RING	1			M	
22	0005006260	ROD	1				
23	1532720601	TEE	1				
24	1100040616	BOLT	1				
25	1140020006	WASHER, spring	1				
	B5a081						

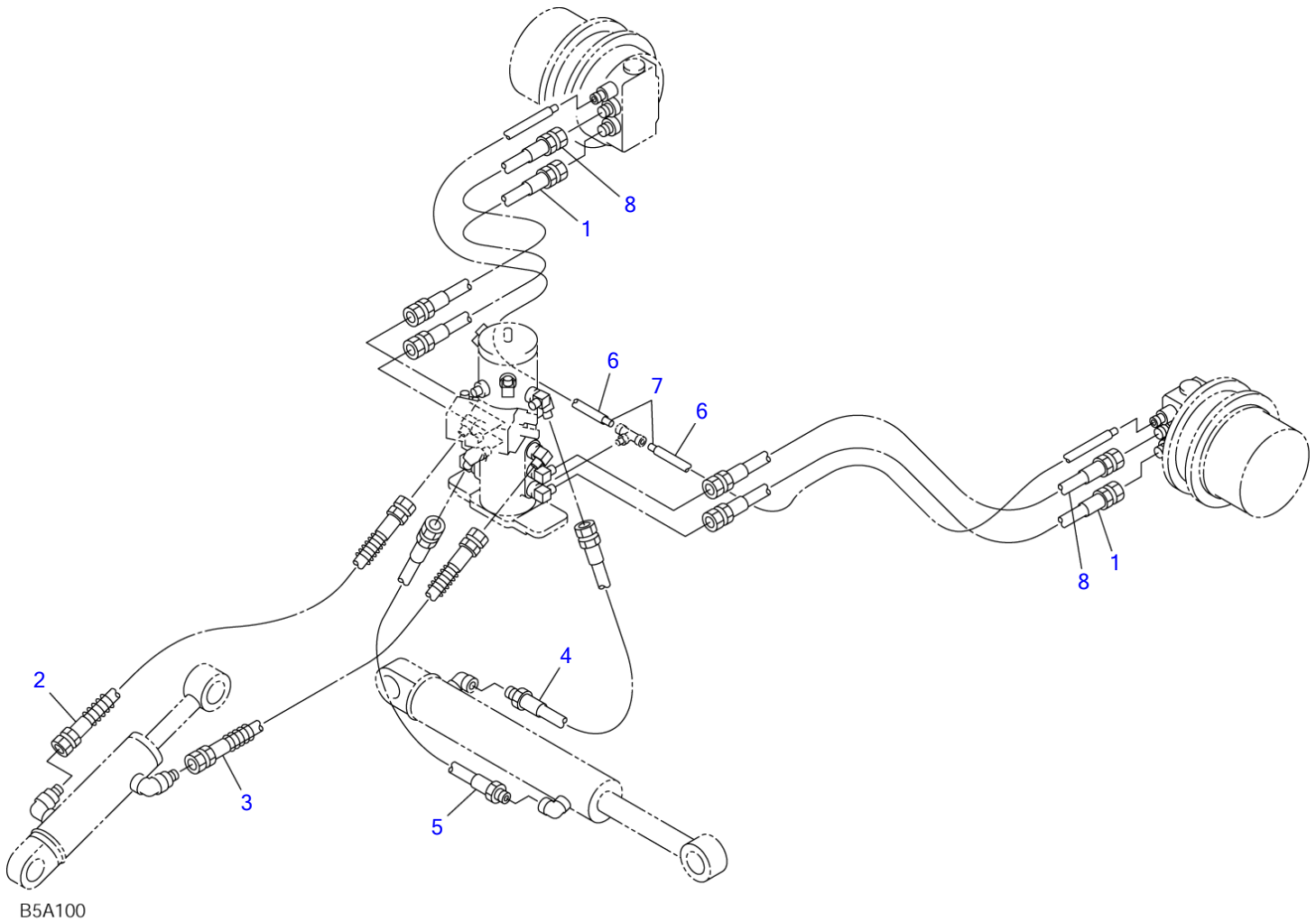


B5A091

S=1/7

DOZER BLADE

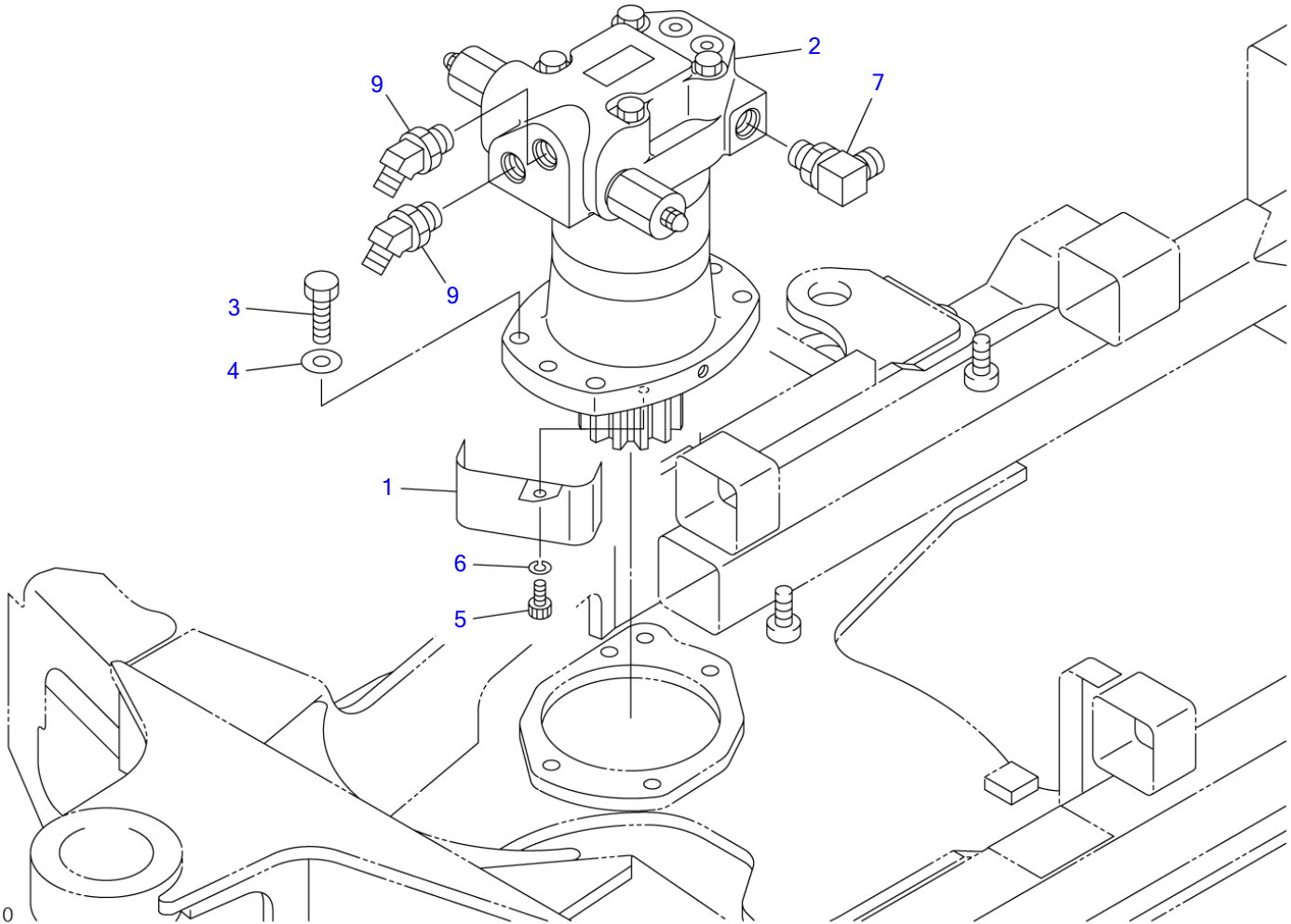
Item	Part number	Description	Q'ty	Chan.	Serial No.	Serv.	Remarks
		BLADE ASSY, dozer				M	X03263-53000-3
1	X *****	BLADE, dozer	1				
1-1	0326353200	• BLADE, dozer	1				
1-1-13	0416304220	• • BUSHING	2				
1-2	0326353150	• PLATE (R.H.)	1				
1-3	0326353160	• PLATE (L.H.)	1				
1-4	0326353300	• PIN ASSY	2				
1-4-1	0326353310	• • PIN	1				
1-4-2	0326353320	• • PIN	1				
1-4-3	1210013220	• • PIN, split	1				
4	0426300400	COVER	1				
5	0001502501	PIN	4				
6	1900087100	CYLINDER, dozer blade	1				
7	1103040855	BOLT	4				
8	1100040860	BOLT	1				
9	1130240008	NUT	8				
10	1140020008	WASHER, spring	1				
12	1515600200	ADAPTOR	2				
	1420010110	• O-RING	1			M	
	B5a092						



S=1/9

PIPING; LOWER

Item	Part number	Description	Q'ty	Chan.	Serial No.	Serv.	Remarks
		PIPING ASSY, lower					X03272-02000-1
1	1801660060	HOSE ASSY	2				
2	0327202050	HOSE ASSY	1				18015-60062
3	0327200060	HOSE ASSY	1				18015-60050
4	0327200070	HOSE ASSY	1				18015-62030
5	0327200080	HOSE ASSY	1				18015-62038
6	1531010053	PROTECTOR	2				sold by the meter
7	1532020657	TUBE	2				sold by the meter
8	0327202080	HOSE ASSY	2				18016-60060
	B5a100						



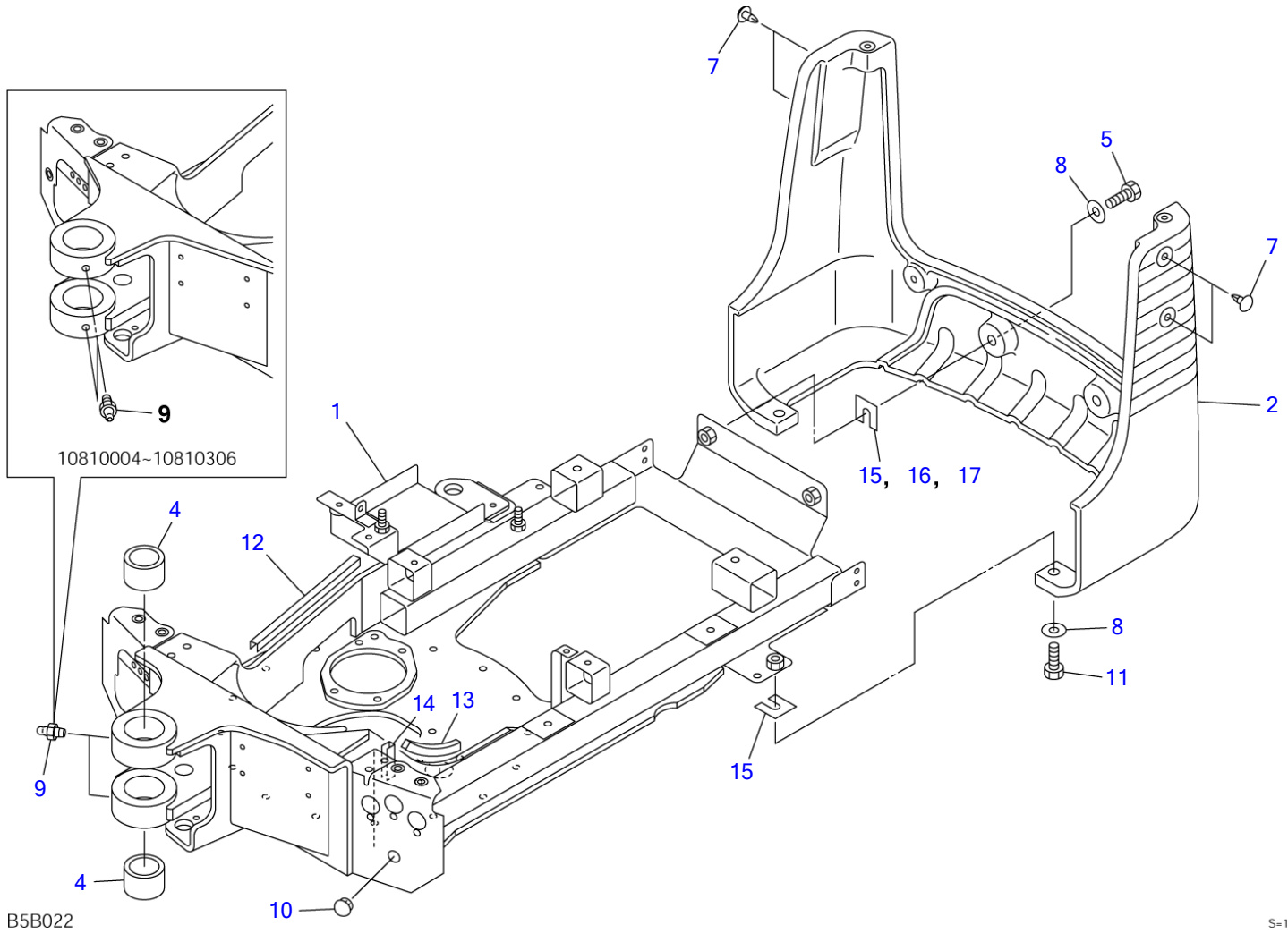
B5B010

S=1/4

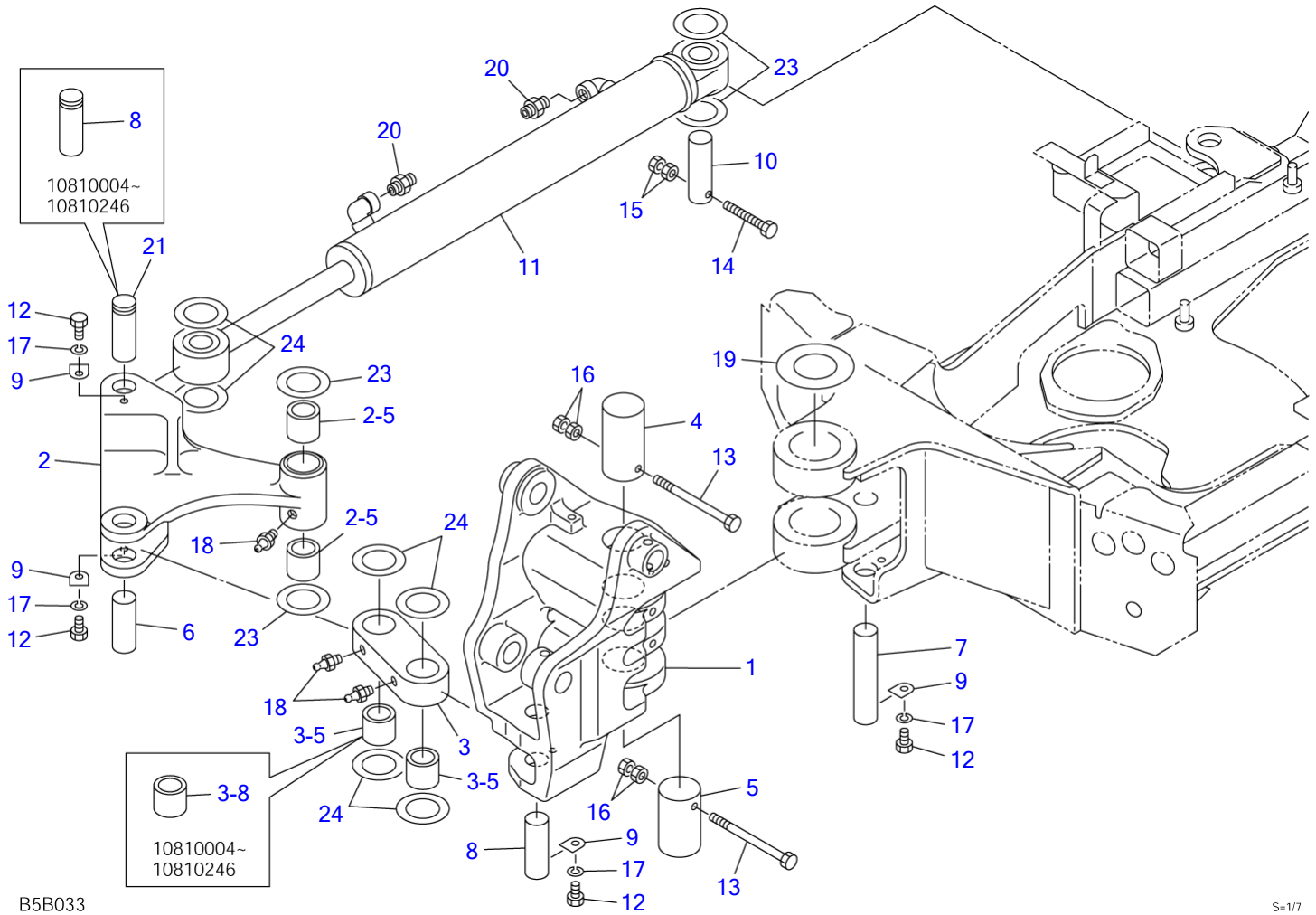
SLEWING DEVICE

Item	Part number	Description	Q'ty	Chan.	Serial No.	Serv.	Remarks
		DEVICE ASSY, slewing					X03223-23000-1
1	0322323100	COVER	1				
2	1903122300	MOTOR, slew	1				
3	1100041035	BOLT	4				
4	1141550010	WASHER	4				
5	1110040610	SCREW, cap	1				
6	1140420006	WASHER, spring	1				
7	1515010041	ELBOW	1				
	1420010140	• O-RING	1			M	
9	1515100046	ELBOW	2				
	1420010140	• O-RING	1			M	
	B5b010						

TB108 Book No. BB5Z004 S/N 10810004-10812001
TURNTABLE



Item	Part number	Description	TURNTABLE		Serial No.	Serv.	Remarks
			Q'ty	Chan.			
		TURNTABLE ASSY					X03230-60500-1
1	X *****	TURNTABLE	1				
2	0323057300	COUNTERWEIGHT	1		10810004~10810306		
	0323057600	COUNTERWEIGHT	1		10810307~		
4	0002400063	BUSHING	2				
5	1101041235	BOLT	2				
7	1654005000	CAP	4	(L)	10810004~10810306		
	1652533017	CAP	4	(H)	10810307~		
8	1141550012	WASHER	4				
9	1560001000	FITTING, grease	2				
10	1652533023	CAP	1				
11	1101041240	BOLT	2				
12	1654624030	TRIM	1				sold by the meter
13	1654624010	TRIM	1				sold by the meter
14	1654601006	TRIM	1				sold by the meter
15	0323054001	SPACER	AR				t=1.0
16	0323054002	SPACER	AR				t=2.3
17	0323054003	SPACER	AR				t=3.2
	B5b023						



B5B033

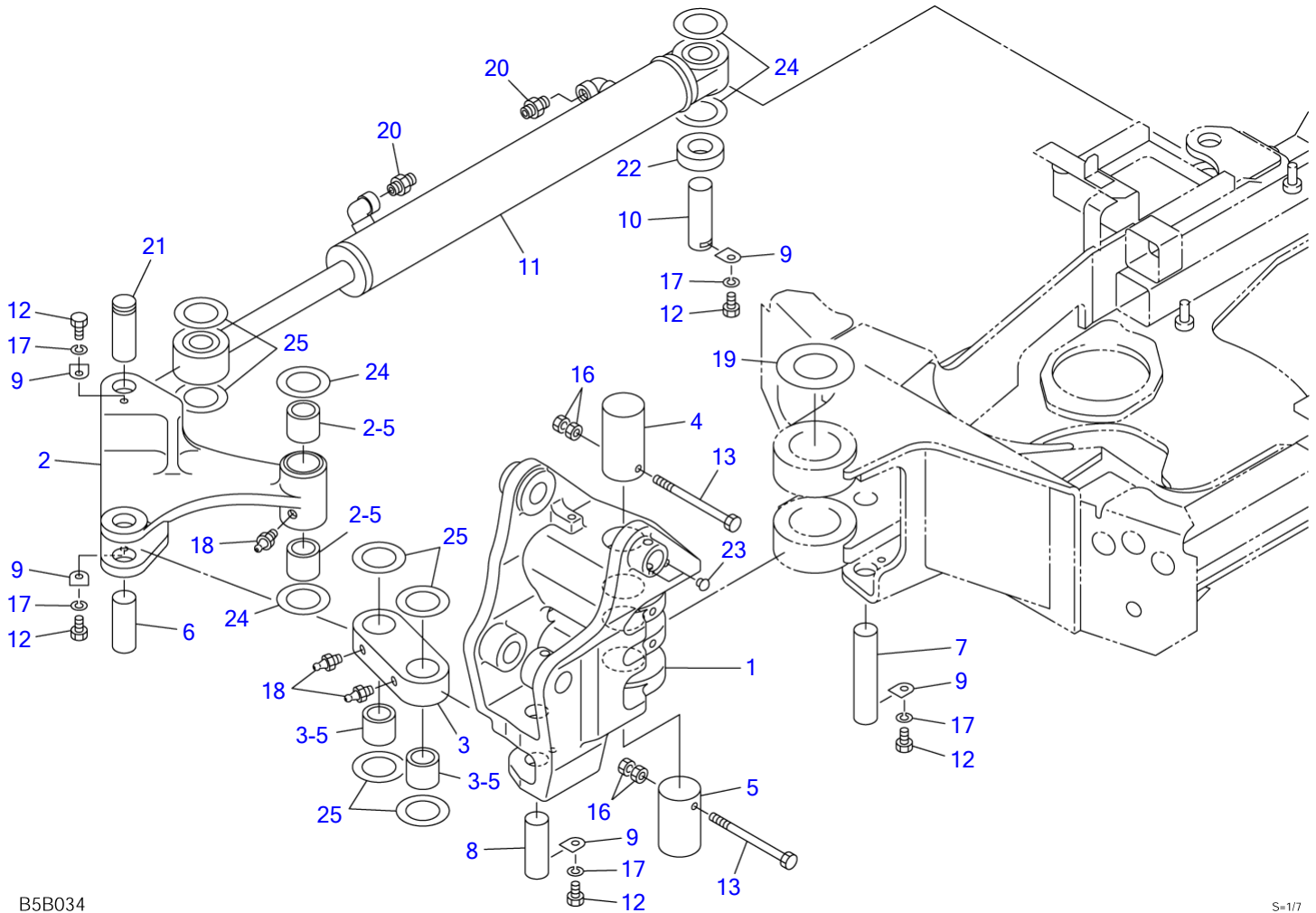
S=1/7

BOOM SWING (10810004-10810306)

Item	Part number	Description	Q'ty	Chan.	Serial No.	Serv.	Remarks
		SWING ASSY, boom					X03231-57000-0
1	0323154402	BRACKET	1				
	0323158400	BRACKET	1				
2	0323154700	ARM, link	1		10810004~10810246		
	0323154800	ARM, link	1		10810247~		
2-5	0002200015	· BUSHING	2		10810004~10810246		
	0002400024	· BUSHING	2		10810247~		
3	0413102300	LINK	1		10810004~10810246		
	0323157300	LINK	1		10810247~		
3-8	0002200015	· BUSHING	2		10810004~10810246		
3-5	0002200020	· BUSHING	2		10810247~		
4	0011514013	PIN	1		10810004~10810156		
	0011514015	PIN	1		10810157~		
5	0011514014	PIN	1				
6	0001900156	PIN	1		10810004~10810246		
	0001900160	PIN	1		10810247~		
7	0001900158	PIN	1				
8	0001900155	PIN	2		10810004~10810246		
	0001900161	PIN	1		10810247~		
9	0413102500	WASHER	4				
10	0001502501	PIN	1				
11	1900087600	CYLINDER, swing	1		10810004~10810246		
	1900088900	CYLINDER, swing	1		10810247~		
12	1100040812	BOLT	4				
13	1100140805	BOLT	2				
14	1103040855	BOLT	1				
15	1130240008	NUT	2				
16	1130040008	NUT	4				
17	1140020008	WASHER, spring	4				
18	1560001000	FITTING, grease	3				
19	0423104400	WASHER	1		10810004~10810156		
	0323156100	WASHER	1		10810157~		
20	1515600200	ADAPTOR	2				
	1420010110	· O-RING	1				M
21	0001900162	PIN	1		10810247~		
23	0003600049	SHIM	AR				t=0.2
	0003600050	SHIM	AR				t=0.5
	0003102610	SHIM	AR				t=1.0
	0003102616	SHIM	AR				t=1.6
24	0003600044	SHIM	AR				t=0.2
	0003600045	SHIM	AR				t=0.5
	0426109800	SHIM	AR				t=1.0

<<NOTE>>
 Item 1, 4, 19 and Item 5 (page boom)
 have interchangeability in a SET.

B5b033

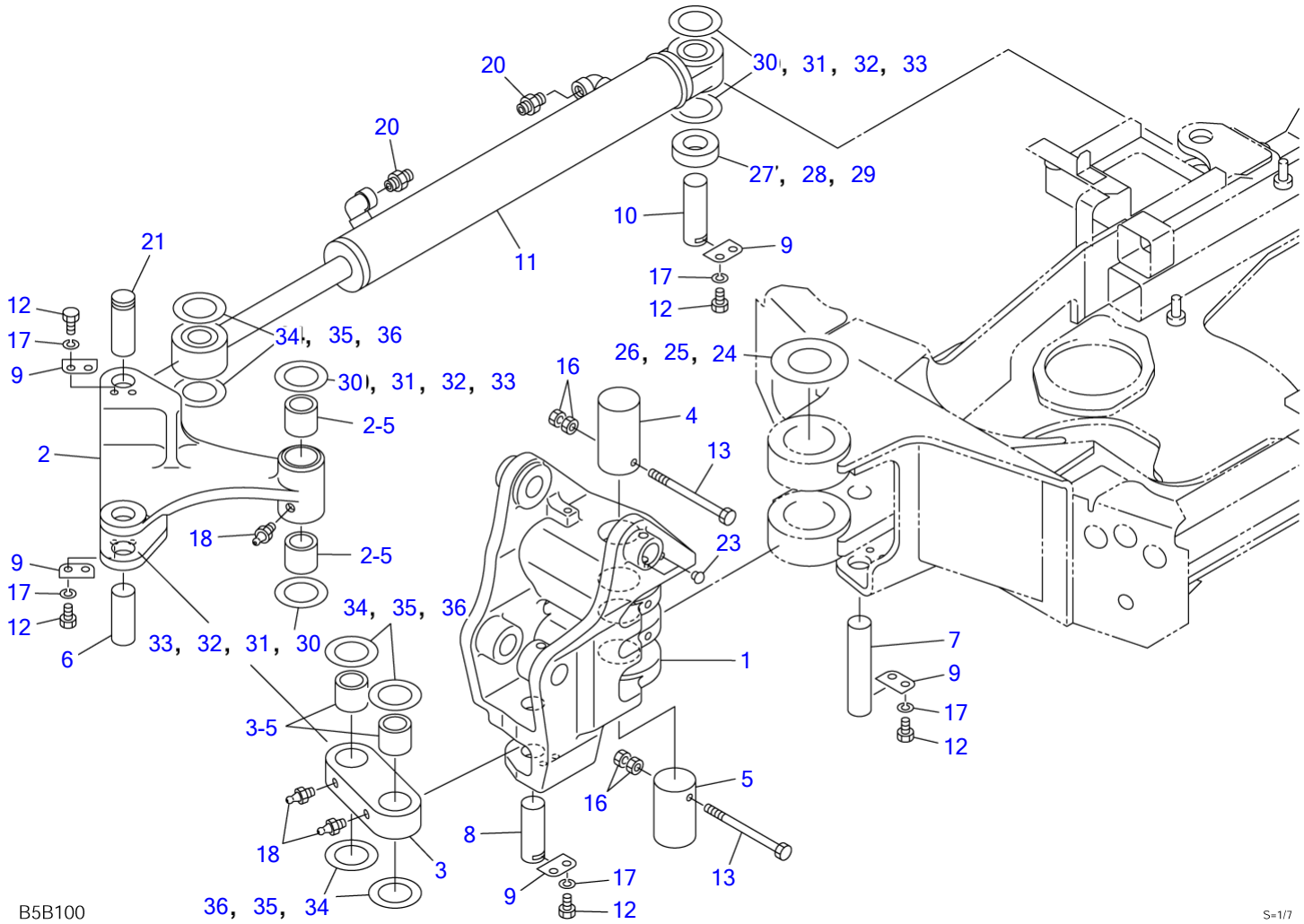


B5B034

S-1/7

BOOM SWING (10810307-10811020)

Item	Part number	Description	Q'ty	Chan.	Serial No.	Serv.	Remarks
		SWING ASSY, boom					X03231-58000-2
1	0323154400	BRACKET	1				
2	0323154800	ARM, link	1				
2-5	0002400024	• BUSHING	2				
3	0323157300	LINK	1				
3-5	0002200020	• BUSHING	2				
4	0011514015	PIN	1				
5	0011514014	PIN	1				
6	0001900160	PIN	1				
7	0001900158	PIN	1				
8	0001900161	PIN	1				
9	0413102500	WASHER	5				
10	0001900159	PIN	1				
11	1900088900	CYLINDER, swing	1				
12	1100040812	BOLT	5				
13	1100140805	BOLT	2				
16	1130040008	NUT	4				
17	1140020008	WASHER, spring	5				
18	1560001000	FITTING, grease	3				
19	0323156100	WASHER	1				
20	1515600200	ADAPTOR	2				
	1420010110	• O-RING	1			M	
21	0001900162	PIN	1				
22	0323154100	WASHER	1				
23	1652533016	CAP	2				
24	0003600049	SHIM	AR				t=0.2
	0003600050	SHIM	AR				t=0.5
	0003102610	SHIM	AR				t=1.0
	0003102616	SHIM	AR				t=1.6
25	0003600044	SHIM	AR				t=0.2
	0003600045	SHIM	AR				t=0.5
	0426109800	SHIM	AR				t=1.0
	B5b034						

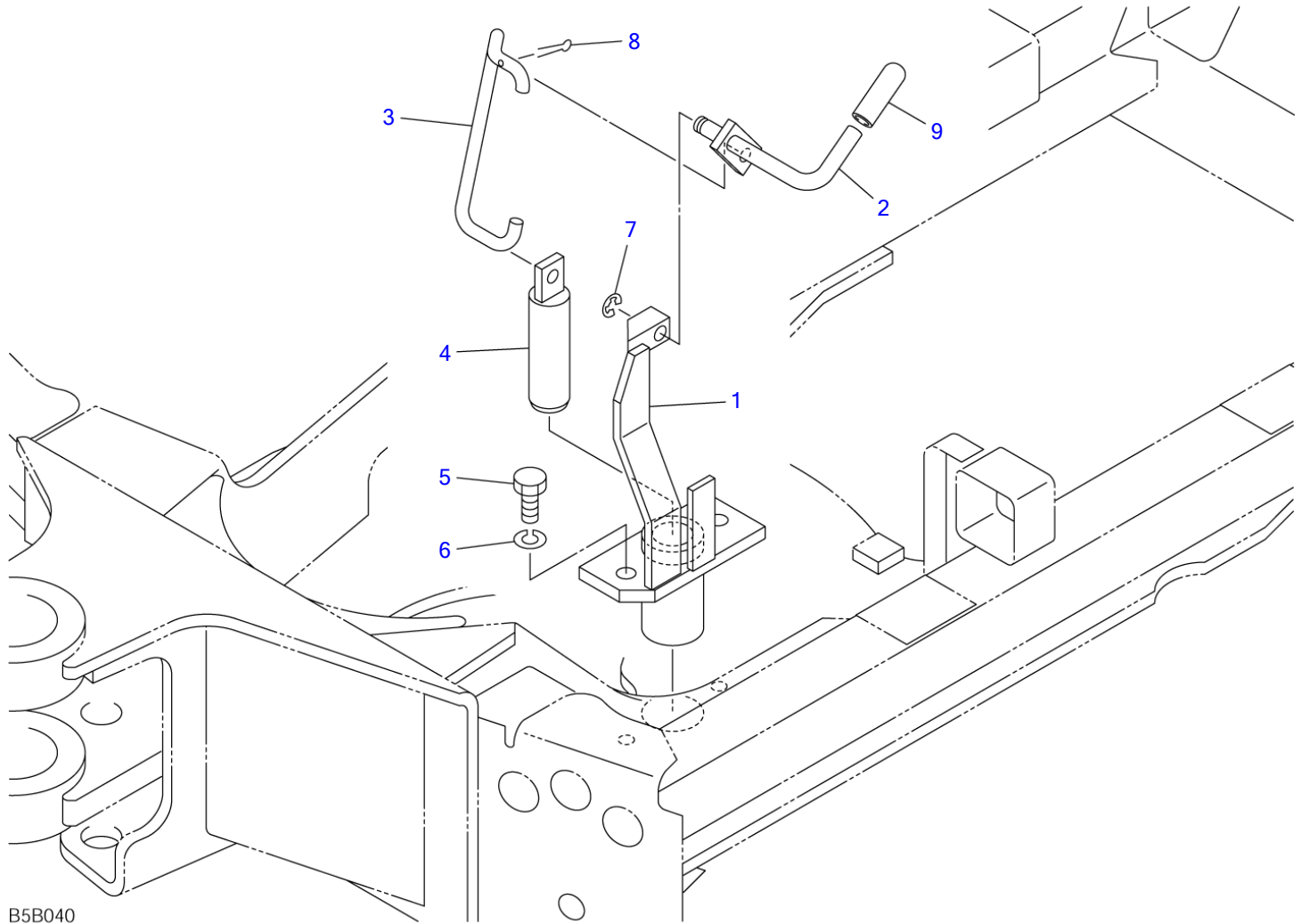


B5B100

S=1/7

BOOM SWING (10811021-)

Item	Part number	Description	Q'ty	Chan.	Serial No.	Serv.	Remarks
		SWING ASSY, boom					X03231-58200-1
1	0323158400	BRACKET	1				
2	0323158800	ARM, link	1				
2-5	0002400024	• BUSHING	2				
3	0323157300	LINK	1				
3-5	0002200020	• BUSHING	2				
4	0011514015	PIN	1				
5	0011514014	PIN	1				
6	0001900163	PIN	1				
7	0001900164	PIN	1				
8	0001900165	PIN	1				
9	0323158210	WASHER	5				
10	0001900166	PIN	1				
11	1900088900	CYLINDER, swing	1				
12	1100040814	BOLT	5				
13	1100140805	BOLT	2				
16	1130040008	NUT	4				
17	1140020008	WASHER, spring	5				
18	1560001000	FITTING, grease	3				
20	1515600200	ADAPTOR	2				
	1420010110	• O-RING	1			M	
21	0001900167	PIN	1				
23	1652533016	CAP	2				
24	0323156101	WASHER	AR				t=2.3
25	0323156102	WASHER	AR				t=2.8
26	0323156103	WASHER	AR				t=3.2
27	0323154101	WASHER	1				t=14.5
28	0323154102	WASHER	1				t=15.0
29	0323154103	WASHER	1				t=15.5
30	0003600049	SHIM	AR				t=0.2
31	0003600050	SHIM	AR				t=0.5
32	0003102610	SHIM	AR				t=1.0
33	0003102616	SHIM	AR				t=1.6
34	0003600044	SHIM	AR				t=0.2
35	0003600045	SHIM	AR				t=0.5
36	0426109800	SHIM	AR				t=1.0
	B5b101						

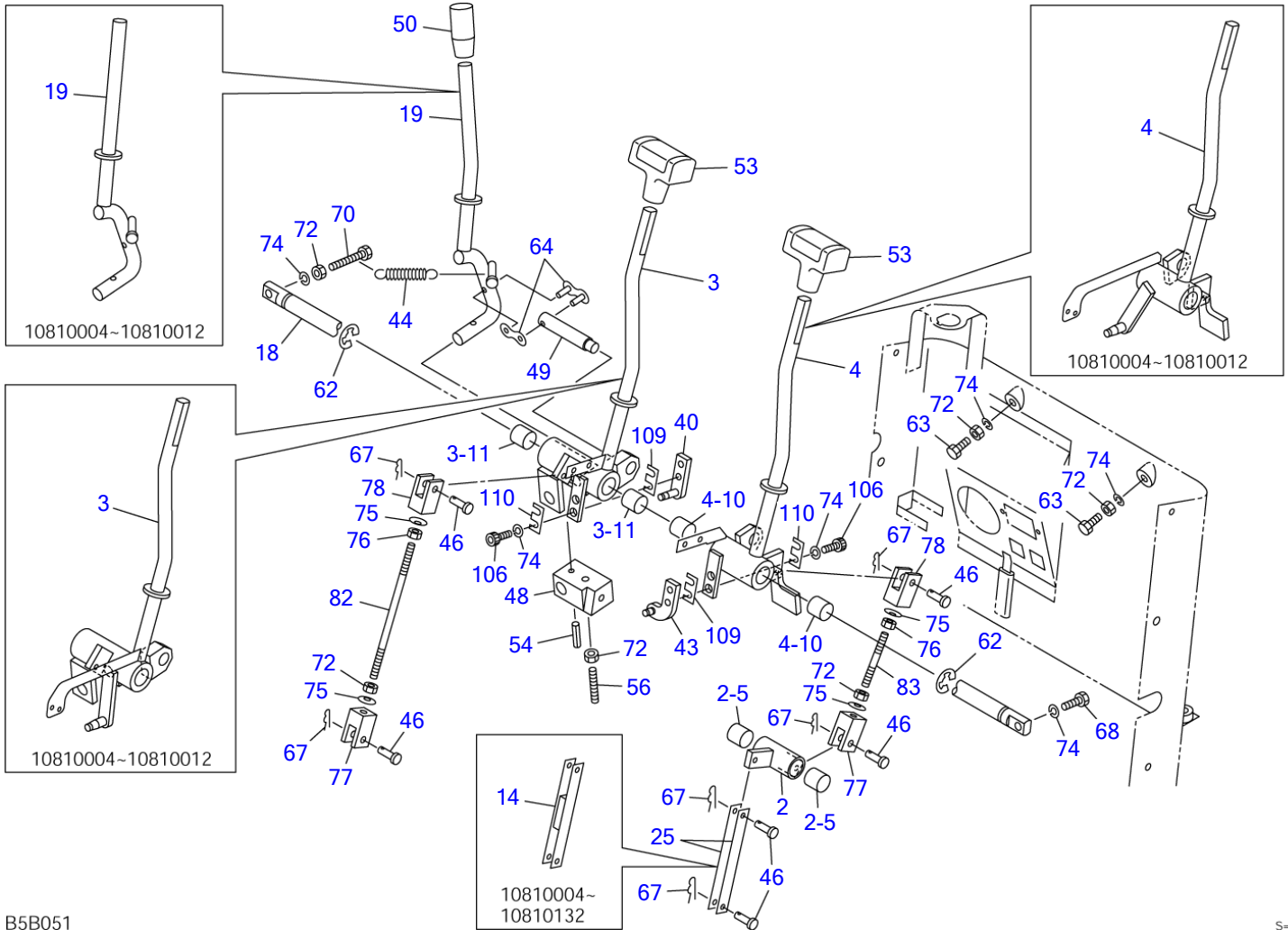


B5B040

S=1/4

SLEW LOCK							
Item	Part number	Description	Q'ty	Chan.	Serial No.	Serv.	Remarks
		PIN ASSY, slew lock					X03222-15000-4
1	0322215100	BOSS	1		10810004~10810306		
	0322215300	BOSS	1		10810307~10810414		
	0322215510	BOSS	1	(H)	10810415~10810486		
	0322215100	BOSS	1		10810487~		
2	0322215200	ROD	1				
3	0412203300	ROD	1				
4	0412203400	PIN	1				
5	1100041020	BOLT	2				
6	1140020010	WASHER, spring	2				
7	1224010008	RING, retaining	1				
8	1210012516	PIN, split	1				
9	0543208900	GRIP	1				
	B5b042						

TB108 Book No. BB5Z004 S/N 10810004-10812001
TRAVEL LEVER (10810004-10810306)

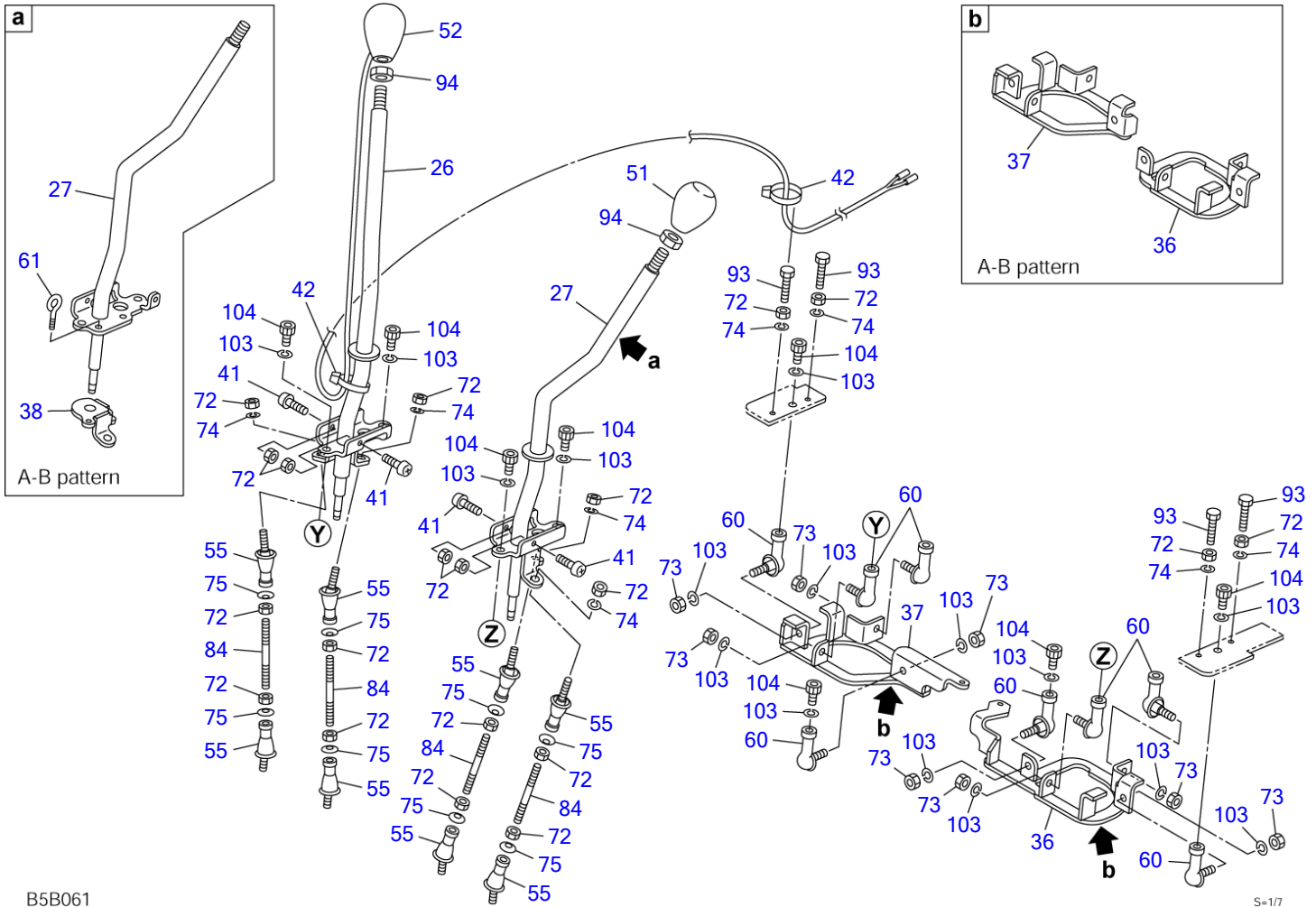


B5B051

S=1/6

TRAVEL LEVER (10810004-10810306)							
Item	Part number	Description	Q'ty	Chan.	Serial No.	Serv.	Remarks
		LEVER ASSY, control (ISO-JCB pattern)					X03232-64000-7
		LEVER ASSY, control (A-B pattern)					X03232-65000-7
2	0323264200	LEVER	1				
2-5	1333001515	• BUSHING	2				
3	0323264300	LEVER	1		10810004~10810012		
	0323266300	LEVER	1		10810013~10810047		
	0323267300	LEVER	1		10810048~		
3-11	1333001515	• BUSHING	2				
4	0323264400	LEVER	1		10810004~10810012		
	0323266400	LEVER	1		10810013~10810047		
	0323267400	LEVER	1		10810048~		
4-10	1333001515	• BUSHING	2				
14	0323262930	YOKE	1		10810004~10810132		
18	0323264780	SHAFT	1				
19	0323264790	LEVER	1		10810004~10810012		
	0323266790	LEVER	1	(H)	10810013~		
25	0323262850	PLATE	2		10810133~		
40	0323264360	BRACKET	1		10810013~		
43	0323264460	BRACKET	1		10810013~		
44	0323255900	SPRING	1				
46	0004004815	PIN	6				
48	0323251600	LEVER	1		10810004~10810012		
	0323264020	LEVER	1		10810013~		
49	0323251700	SHAFT	1				
50	1650132050	GRIP	1				
53	1650200520	GRIP	2				
54	1213000520	PIN, spring	1				
56	1121050640	SET-SCREW	1				
62	1224010012	RING, retaining	2				
63	1100040612	BOLT	2				
64	1620050000	LINK	1				
67	1214000005	PIN, snap	6				
68	1100040616	BOLT	1				
70	1100040640	BOLT	1				
72	1130040006	NUT	6				
74	1140020006	WASHER, spring	8				
75	1225000006	WASHER	4				
76	1131540006	NUT	2				
77	0005500010	YOKE	2				
78	0005600004	YOKE	2				
82	0005006130	ROD	1				
83	0005006050	ROD	1				
106	1110040616	SCREW, cap	4		10810013~		
109	0323264370	SHIM	AR		10810013~		t=0.2mm
	0323264371	SHIM	AR		10810013~		t=0.5mm
	0323264372	SHIM	AR		10810013~		t=1.0mm
	0323264373	SHIM	AR		10810013~		t=1.5mm
	0323264374	SHIM	AR		10810013~		t=2.5mm
110	0323264373	SHIM	AR		10810013~		t=1.5mm
	B5b052						

TB108 Book No. BB5Z004 S/N 10810004-10812001
OPERATION LEVER (10810004-10810306)

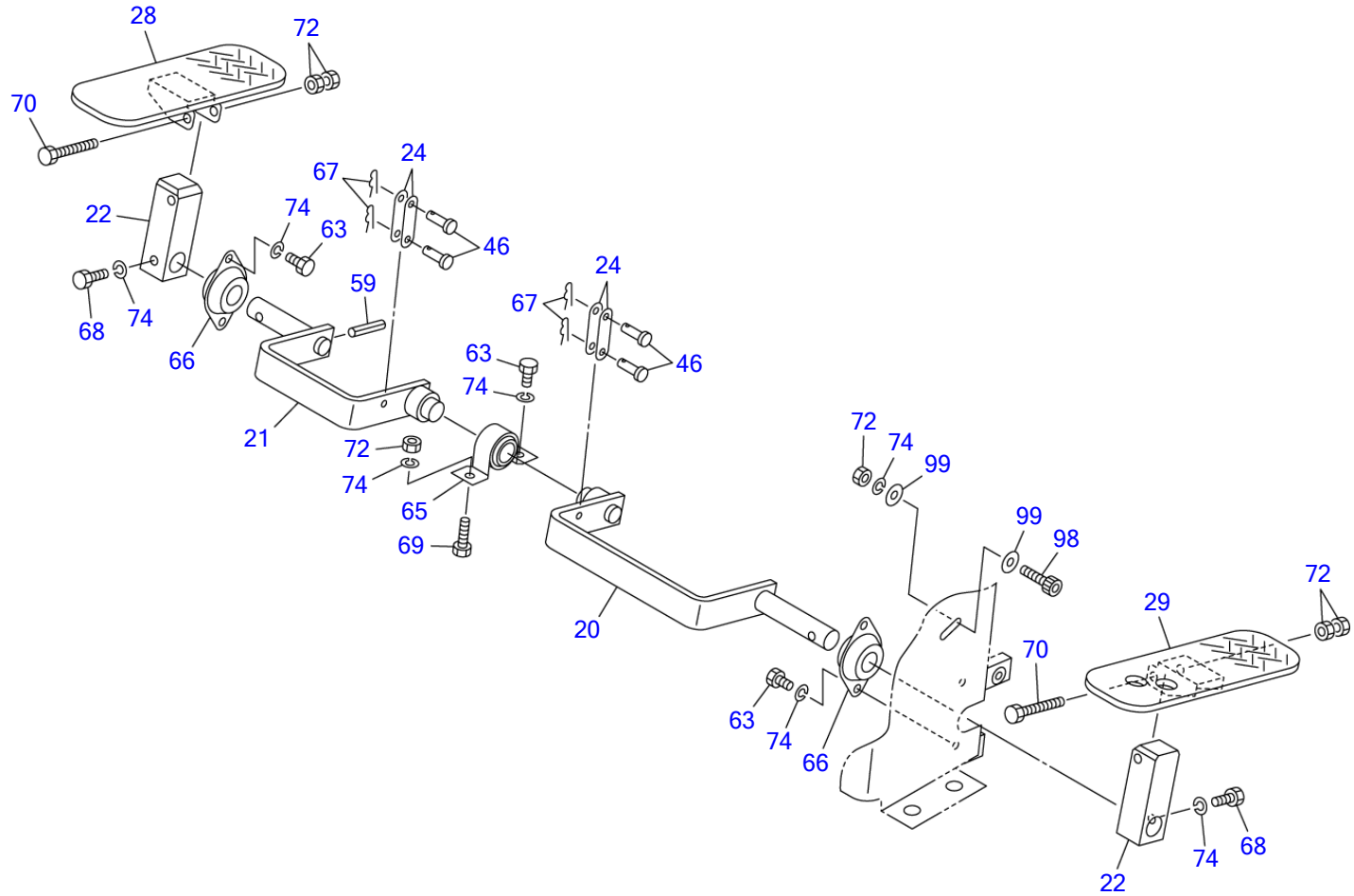


B5B061

S=1/7

OPERATION LEVER (10810004-10810306)

Item	Part number	Description	Q'ty	Chan.	Serial No.	Serv.	Remarks
		LEVER ASSY, control (ISO-JCB pattern)					X03232-64000-7
		LEVER ASSY, control (A-B pattern)					X03232-65000-7
26	0323264860	LEVER (R.H.)	1		10810004~10810012		
	0323266860	LEVER (R.H.)	1		10810013~10810114		
	0323266760	LEVER (R.H.)	1	(H)	10810115~		
27	0323264870	LEVER (L.H.)	1		10810004~10810012		ISO-JCB pattern
	0323266870	LEVER (L.H.)	1		10810013~10810114		ISO-JCB pattern
	0323266770	LEVER (L.H.)	1	(H)	10810115~		ISO-JCB pattern
	0323265870	LEVER (L.H.)	1		10810004~10810012		A-B pattern
	0323267870	LEVER (L.H.)	1		10810013~		A-B pattern
36	0323264960	BRACKET (L.H.)	1		10810004~10810114		ISO-JCB pattern
	0323266980	BRACKET (L.H.)	1	(H)	10810115~		ISO-JCB pattern
	0323265960	BRACKET (L.H.)	1		10810004~10810114		A-B pattern
	0323267960	BRACKET (L.H.)	1	(H)	10810115~		A-B pattern
37	0323264970	BRACKET (R.H.)	1		10810004~10810114		ISO-JCB pattern
	0323266970	BRACKET (R.H.)	1	(H)	10810115~		ISO-JCB pattern
	0323265970	BRACKET (R.H.)	1		10810004~10810114		A-B pattern
	0323267970	BRACKET (R.H.)	1	(H)	10810115~		A-B pattern
38	0323265980	LEVER	1		10810004~10810114		A-B pattern
	0323267980	LEVER	1	(H)	10810115~		A-B pattern
41	1120530612	SCREW	4				
42	1652201003	BAND	2				
51	1650200130	GRIP	1				
52	1650200230	GRIP (with switch)	1				
55	1340300060	END, rod	8				
60	1340010080	END, rod	8				
61	1121601106	BOLT	1				A-B pattern
72	1130040006	NUT	20				
73	1130040008	NUT	8				
74	1140020006	WASHER, spring	8				
75	1225000006	WASHER	8				
84	0413206900	ROD	4				
93	1100040625	BOLT	4				
94	1131140012	NUT	2				
103	1140020008	WASHER, spring	16				
104	1110040816	SCREW, cap	8				
	B5b062						

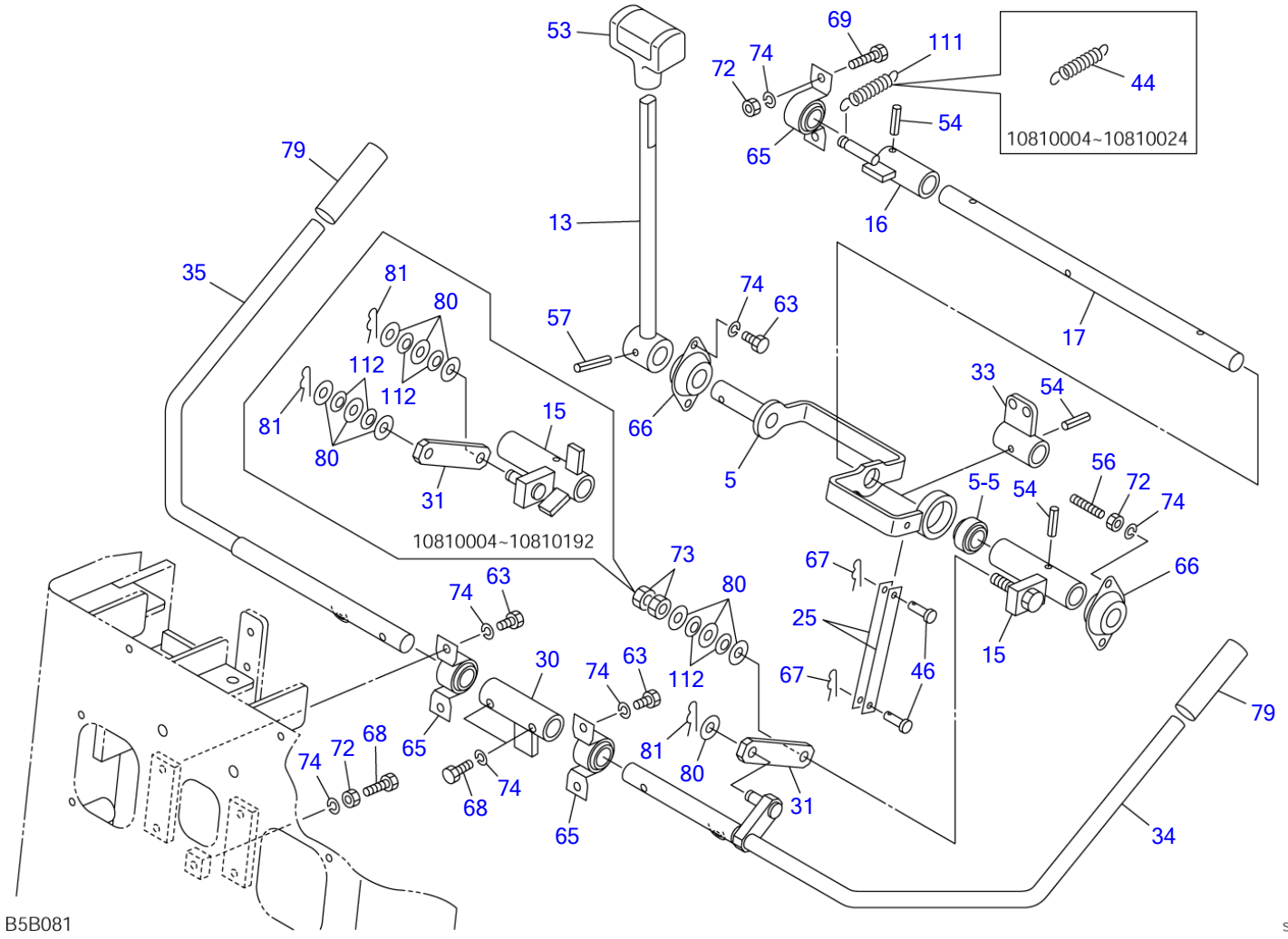


B5B070

S=1/5

SWING PEDAL & AUX. PEDAL (10810004-10810306)

Item	Part number	Description	Q'ty	Chan.	Serial No.	Serv.	Remarks
		LEVER ASSY, control (ISO-JCB pattern)					X03232-64000-7
		LEVER ASSY, control (A-B pattern)					X03232-65000-7
20	0323264800	LEVER	1				
21	0323264810	LEVER	1				
22	0323264820	LEVER	2				
24	0323261860	PLATE	4				
28	0323264880	PEDAL	1				
29	0323264890	PEDAL	1				
46	0004004815	PIN	4				
59	1213000325	PIN, spring	1				
63	1100040612	BOLT	5				
65	1332001518	MINI-PILLOW	1				
66	1332051518	MINI-PILLOW	2				
67	1214000005	PIN, snap	4				
68	1100040616	BOLT	2				
69	1100040620	BOLT	1				
70	1100040640	BOLT	2				
72	1130040006	NUT	6				
74	1140020006	WASHER, spring	9				
98	1110040620	SCREW, cap	1				
99	1141110006	WASHER	2				
	B5b071						



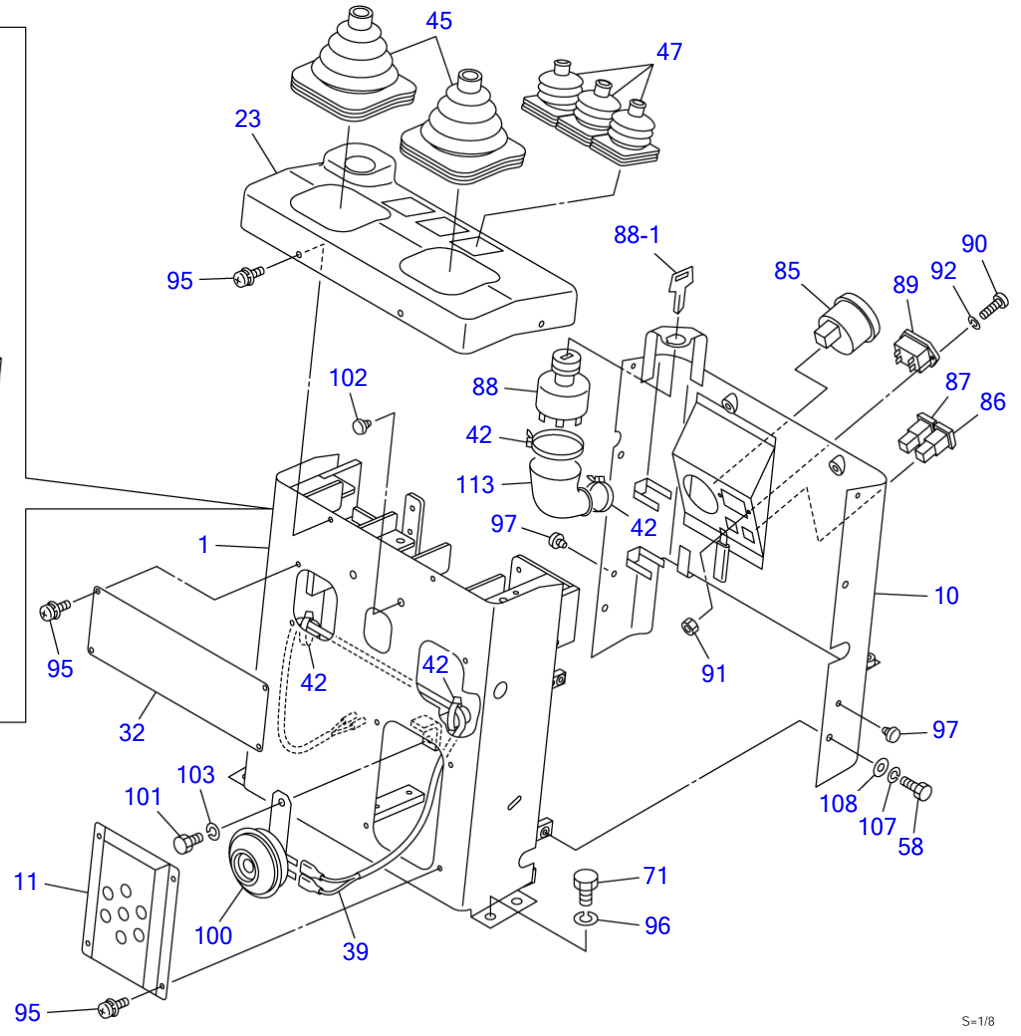
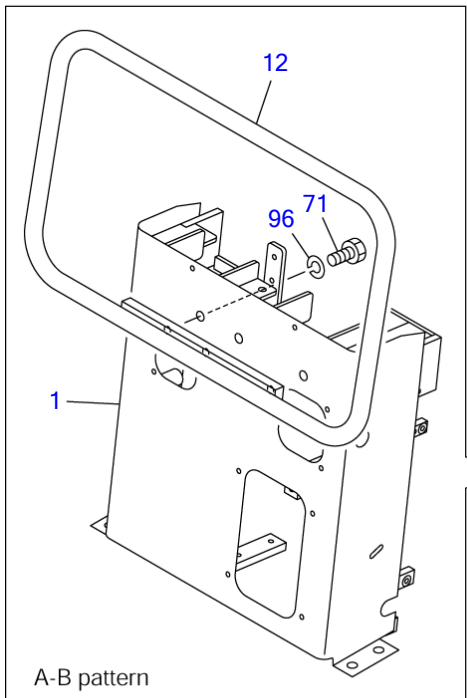
B5B081

S=1/5

DOZER BLADE LEVER (10810004-10810306)

Item	Part number	Description	Q'ty	Chan.	Serial No.	Serv.	Remarks
		LEVER ASSY, control (ISO-JCB pattern)					X03232-64000-7
		LEVER ASSY, control (A-B pattern)					X03232-65000-7
5	0323264500	LEVER	1				
5-5	1334001150	• BUSHING	1				
13	0323264730	LEVER	1				
15	0323264750	LEVER	1				
16	0323264760	LEVER	1				
17	0323264770	SHAFT	1				
25	0323262850	PLATE	2				
30	0323264900	PIPE	1				
31	0323262910	PLATE	1				
33	0323264930	STOPPER	1		10810004~10810012		
	0323266930	STOPPER	1		10810013~		
34	0323264940	LEVER (L.H.)	1		10810004~10810012		
	0323266940	LEVER (L.H.)	1		10810013~		
35	0323264950	LEVER (R.H.)	1		10810004~10810012		
	0323266950	LEVER (R.H.)	1		10810013~		
44	0323255900	SPRING	1		10810004~10810024		
46	0004004815	PIN	2				
53	1650200520	GRIP	1				
54	1213000520	PIN, spring	3				
56	1121050640	SET-SCREW	2				
57	1213000525	PIN, spring	1				
63	1100040612	BOLT	6				
65	1332001518	MINI-PILLOW	3				
66	1332051518	MINI-PILLOW	2				
67	1214000005	PIN, snap	2				
68	1100040616	BOLT	3				
69	1100040620	BOLT	2				
72	1130040006	NUT	5				
73	1130040008	NUT	2		10810193~		
74	1140020006	WASHER, spring	11				
79	1650202300	CAP	2				
80	1141110008	WASHER	6		10810004~10810192		
	1141110008	WASHER	4		10810193~		
81	1214010006	PIN, snap	2		10810004~10810192		
	1214010006	PIN, snap	1		10810193~		
111	0323264090	SPRING	1		10810025~		
112	1225000008	WASHER	4		10810004~10810192		
	1225000008	WASHER	2		10810193~		

B5b082



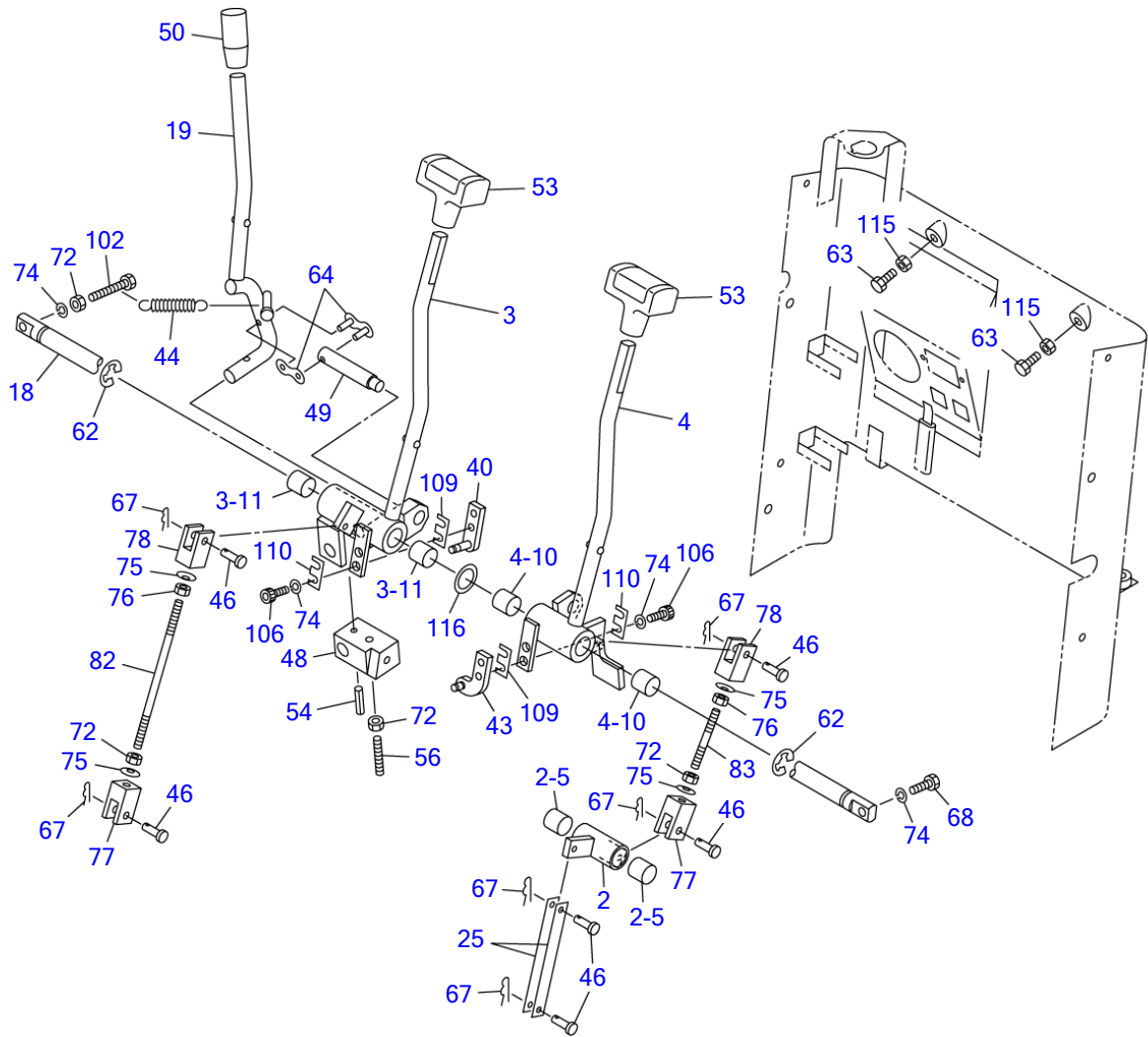
B5B091

S=1/8

STAND (10810004~10810306)

Item	Part number	Description	Q'ty	Chan.	Serial No.	Serv.	Remarks
		LEVER ASSY, control (ISO-JCB pattern)					X03232-64000-7
		LEVER ASSY, control (A-B pattern)					X03232-65000-7
1	0323264100	STAND	1				ISO-JCB pattern
	0323265100	STAND	1				A-B pattern
10	0323264010	COVER	1				
11	0323264710	COVER	1				
12	0323265720	PIPE	1				A-B pattern
23	0323264830	COVER	1				
32	0323262920	PLATE	1				
39	0323264990	HARNESS, wiring	1				
42	1652201003	BAND	4				
45	0335124900	BOOT	2				
47	0363214700	BOOT	3				
58	1100090612	BOLT	4				
71	1100041016	BOLT	4				ISO-JCB pattern
	1100041016	BOLT	7				A-B pattern
85	1730100010	THERMOMETER	1				
86	1700550002	LAMP, charge	1				
87	1700550003	LAMP, oil	1				
88	1700100052	SWITCH, starter	1				not service
	0323273510	SWITCH, starter	1	(H)			
88-1	1700100019	KEY	1				
89	1730000500	METER, hour	1				
90	1120530312	SCREW	2				
91	1130030003	NUT	2				
92	1140020003	WASHER, spring	2				
95	1150420510	BOLT, sems	12				
96	1140020010	WASHER, spring	4				ISO-JCB pattern
	1140020010	WASHER, spring	7				A-B pattern
97	1652515000	RUBBER, cushion	2				
100	1703500712	HORN	1				
101	1100040812	BOLT	1				
102	1652050900	GROMMET	2		10810004~10810012		ISO-JCB pattern
103	1140020008	WASHER, spring	1				
107	1140090006	WASHER, spring	4				
108	1141190006	WASHER	4				
113	0870431821	COVER	1				
	B5b092						

TB108 Book No. BB5Z004 S/N 10810004-10812001
TRAVEL LEVER (10810307-10811299)



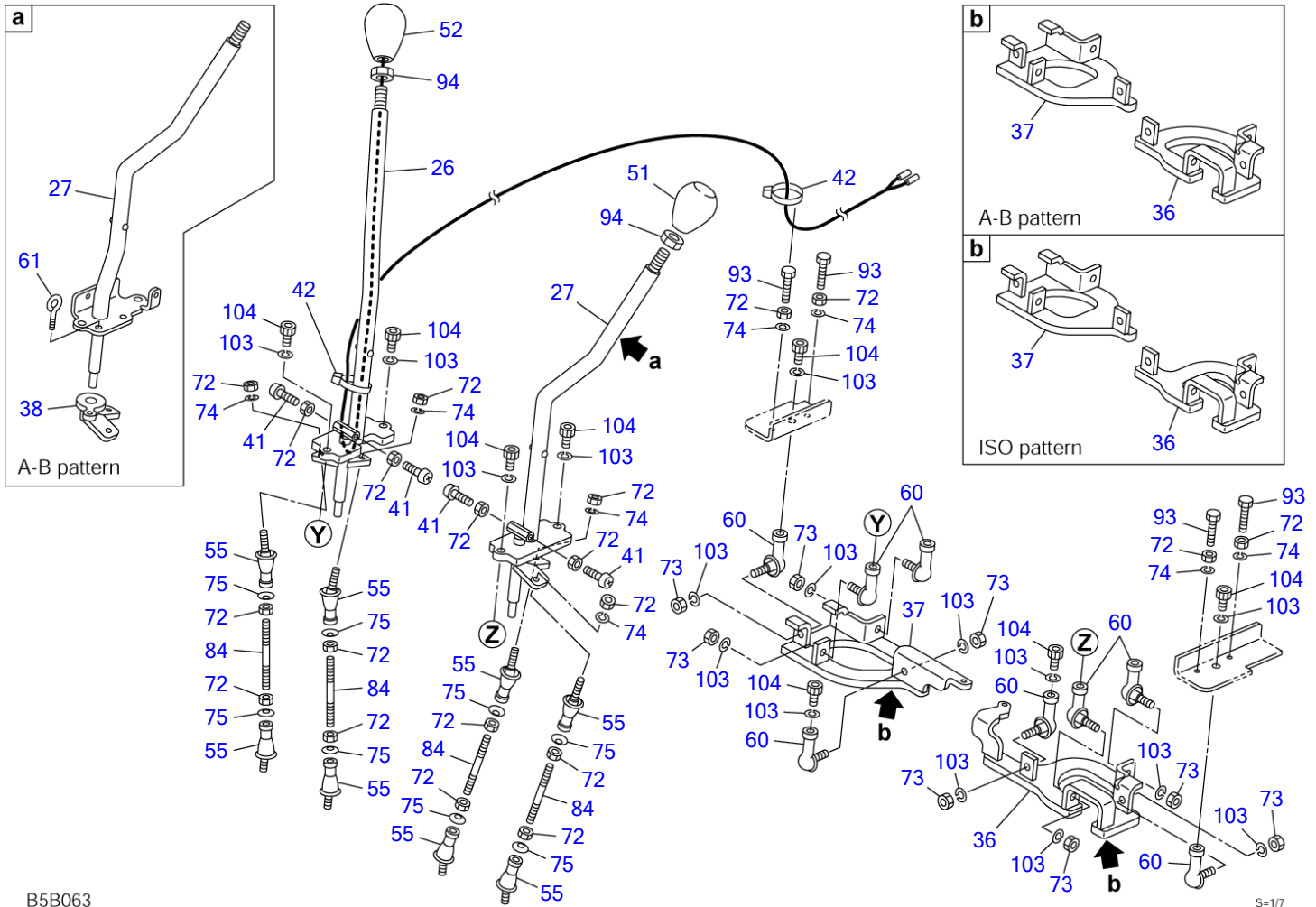
B5B052

S=1/6

TRAVEL LEVER (10810307-10811299)

Item	Part number	Description	Q'ty	Chan.	Serial No.	Serv.	Remarks
		LEVER ASSY, control (ISO-JCB pattern)					X03232-68000-7
		LEVER ASSY, control (A-B pattern)					X03232-71000-7
		LEVER ASSY, control (ISO pattern)					X03232-72000-7
2	0323264200	LEVER	1				
2-5	1333001515	• BUSHING	2				
3	0323268300	LEVER	1				
3-11	1333001515	• BUSHING	2				
4	0323268400	LEVER	1				
4-10	1333001515	• BUSHING	2				
18	0323264780	SHAFT	1				
19	0323268790	LEVER	1				
25	0323268850	PLATE	2				
40	0323264360	BRACKET	1				
43	0323264460	BRACKET	1				
44	0323255900	SPRING	1				
46	0004004815	PIN	6				
48	0323264020	LEVER	1				
49	0323251700	SHAFT	1				
50	1650132050	GRIP	1				
53	1650200520	GRIP	2				
54	1213000520	PIN, spring	1				
56	1121050640	SET-SCREW	1				
62	1224010012	RING, retaining	2				
63	1100040612	BOLT	2				
64	1620050000	LINK	1				
67	1214000005	PIN, snap	6				
68	1100040616	BOLT	1				
72	1130040006	NUT	4				
74	1140020006	WASHER, spring	6				
75	1225000006	WASHER	4				
76	1131540006	NUT	2				
77	0005500010	YOKE	2				
78	0005600004	YOKE	2				
82	0005006135	ROD	1				
83	0005006050	ROD	1				
102	1100040630	BOLT	1				
106	1110040616	SCREW, cap	4				
109	0323264370	SHIM	AR				t=0.2mm
	0323264371	SHIM	AR				t=0.5mm
	0323264372	SHIM	AR				t=1.0mm
	0323264373	SHIM	AR				t=1.5mm
	0323264374	SHIM	AR				t=2.5mm
110	0323264373	SHIM	AR				t=1.5mm
115	1130140006	NUT	2				
116	0083252100	WASHER	1				
	B5b053						

TB108 Book No. BB5Z004 S/N 10810004-10812001
 OPERATION LEVER (10810307-10811299)

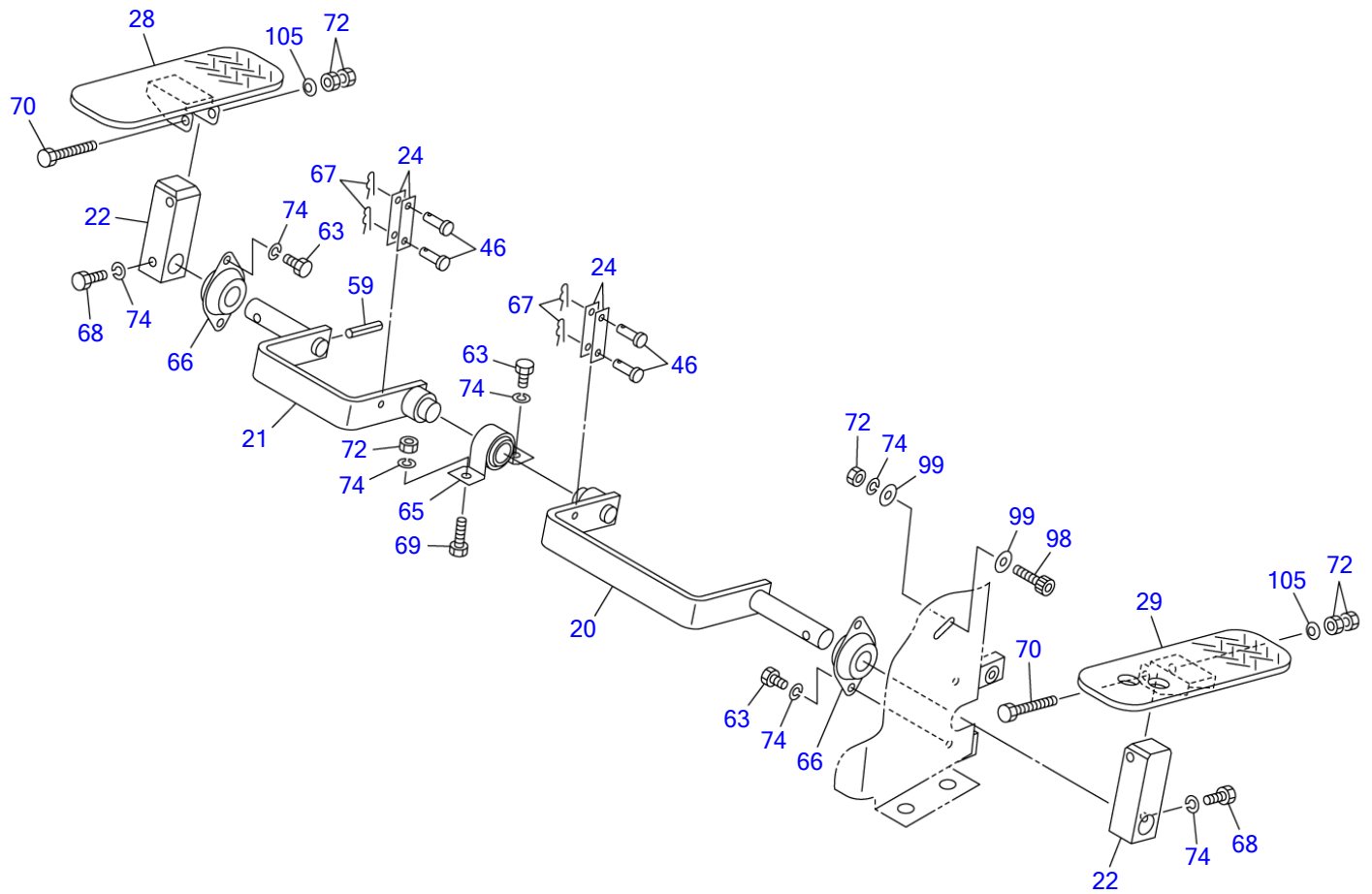


B5B063

S=1/7

OPERATION LEVER (10810307-10811299)

Item	Part number	Description	Q'ty	Chan.	Serial No.	Serv.	Remarks
		LEVER ASSY, control (ISO-JCB pattern)					X03232-68000-7
		LEVER ASSY, control (A-B pattern)					X03232-71000-7
		LEVER ASSY, control (ISO pattern)					X03232-72000-7
26	0323268860	LEVER (R.H.)	1				
27	0323268870	LEVER (L.H.)	1				ISO-JCB pattern
	0323271870	LEVER (L.H.)	1				A-B pattern
	0323268870	LEVER (L.H.)	1				ISO pattern
36	0323268960	BRACKET (L.H.)	1				ISO-JCB pattern
	0323267010	BRACKET (L.H.)	1				A-B pattern
	0323267030	BRACKET (L.H.)	1				ISO pattern
37	0323268970	BRACKET (R.H.)	1				ISO-JCB pattern
	0323267020	BRACKET (R.H.)	1				A-B pattern
	0323267020	BRACKET (R.H.)	1				ISO pattern
38	0323271980	LEVER	1				A-B pattern
41	1120530620	SCREW	4				
42	1652201003	BAND	2				
51	1650200130	GRIP	1				
52	1650200230	GRIP (with switch)	1				
55	1340300060	END, rod	8				
60	1340010080	END, rod	8				
61	1121601106	BOLT	1				A-B pattern
72	1130040006	NUT	20				
73	1130040008	NUT	8				
74	1140020006	WASHER, spring	8				
75	1225000006	WASHER	8				
84	0413206900	ROD	4				
93	1100040625	BOLT	4				
94	1131140012	NUT	2				
103	1140020008	WASHER, spring	16				
104	1110040820	SCREW, cap	8				
	B5b063						

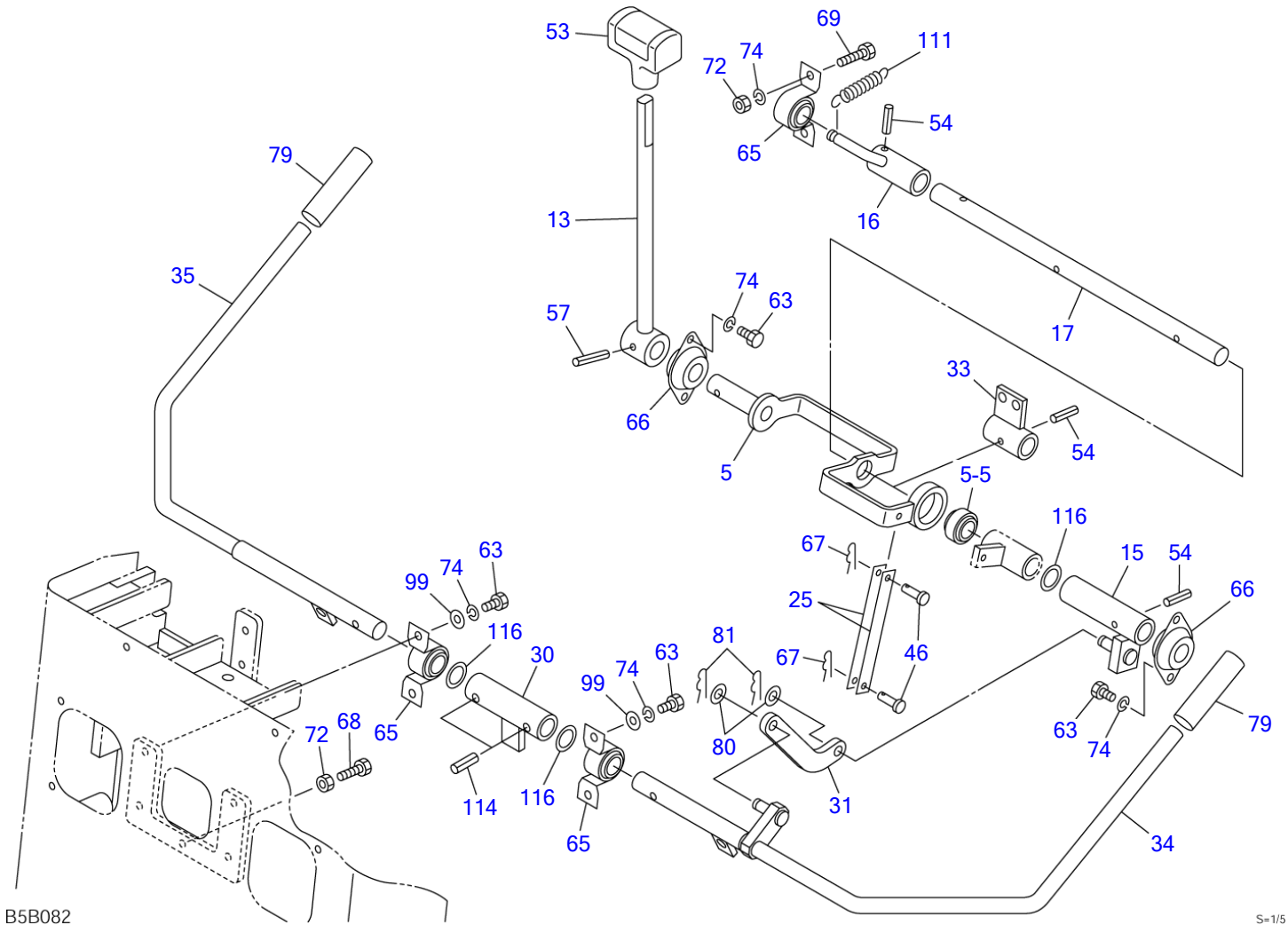


B5B071

S=1/5

SWING PEDAL & AUX. PEDAL (10810307-10811299)

Item	Part number	Description	Q'ty	Chan.	Serial No.	Serv.	Remarks
		LEVER ASSY, control (ISO-JCB pattern)					X03232-68000-7
		LEVER ASSY, control (A-B pattern)					X03232-71000-7
		LEVER ASSY, control (ISO pattern)					X03232-72000-7
20	0323264800	LEVER	1				
21	0323264810	LEVER	1				
22	0323264820	LEVER	2				
24	0323268840	PLATE	4				
28	0323264880	PEDAL	1				
29	0323264890	PEDAL	1				
46	0004004815	PIN	4				
59	1213000325	PIN, spring	1				
63	1100040612	BOLT	5				
65	1332001518	MINI-PILLOW	1				
66	1332051518	MINI-PILLOW	2				
67	1214000005	PIN, snap	4				
68	1100040616	BOLT	2				
69	1100040620	BOLT	1				
70	1100040640	BOLT	2				
72	1130040006	NUT	6				
74	1140020006	WASHER, spring	9				
98	1110040620	SCREW, cap	1				
99	1141110006	WASHER	2				
105	1225110006	WASHER	2				
	B5b073						

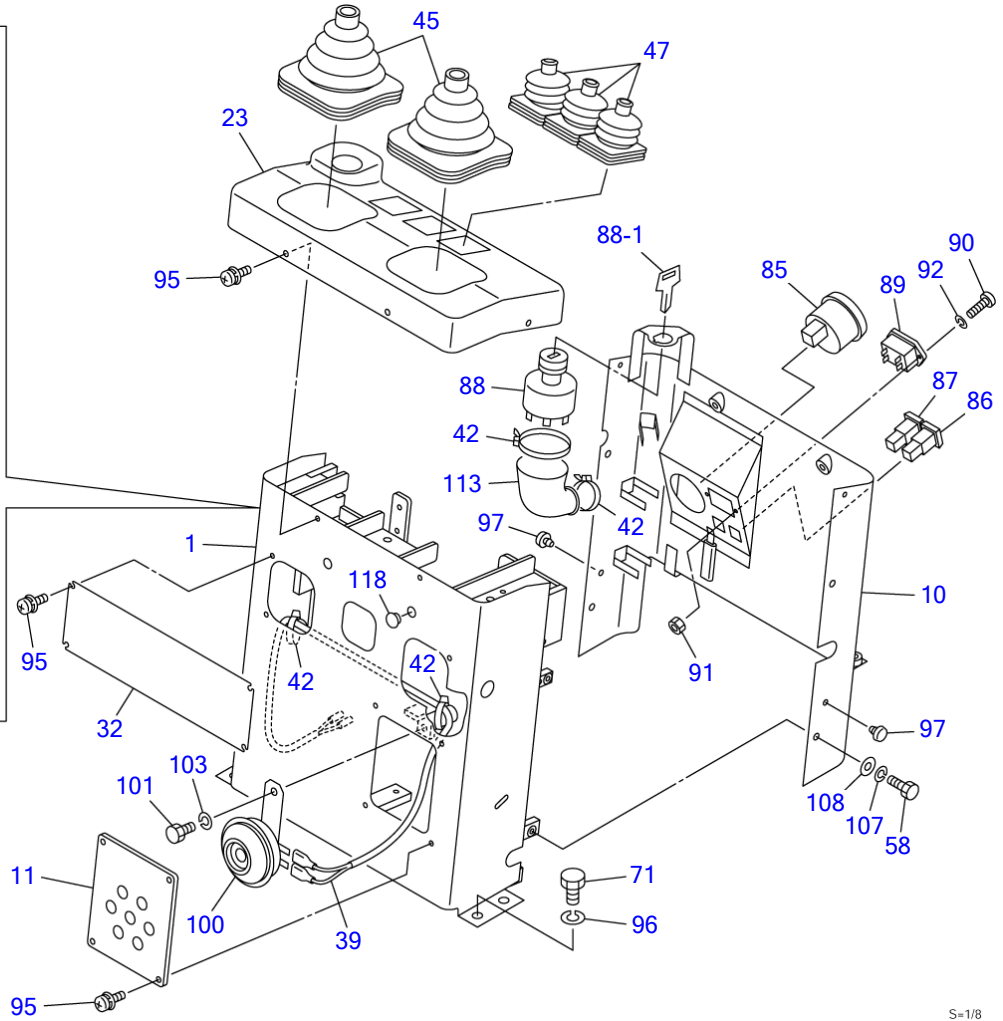
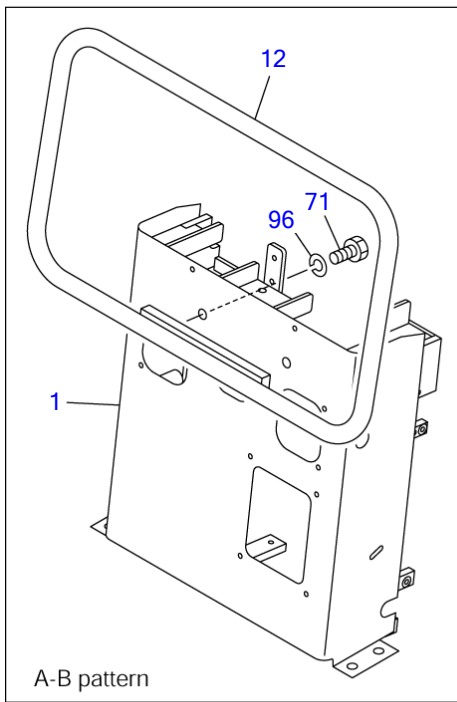


B5B082

S=1/5

DOZER BLADE LEVER (10810307-10811299)

Item	Part number	Description	Q'ty	Chan.	Serial No.	Serv.	Remarks
		LEVER ASSY, control (ISO-JCB pattern)					X03232-68000-7
		LEVER ASSY, control (A-B pattern)					X03232-71000-7
		LEVER ASSY, control (ISO pattern)					X03232-72000-7
5	0323268500	LEVER	1				
5-5	1334001150	• BUSHING	1				
13	0323264730	LEVER	1				
15	0323268750	LEVER	1				
16	0323268760	LEVER	1				
17	0323268770	SHAFT	1				
25	0323268850	PLATE	2				
30	0323267900	PIPE	1				
31	0323268910	PLATE	1				
33	0323268930	STOPPER	1				
34	0323267940	LEVER (L.H.)	1				
35	0323267930	LEVER (R.H.)	1				
46	0004004815	PIN	2				
53	1650200520	GRIP	1				
54	1213000520	PIN, spring	3				
57	1213000525	PIN, spring	1				
63	1100040612	BOLT	8				
65	1332001518	MINI-PILLOW	3				
66	1332051518	MINI-PILLOW	2				
67	1214000005	PIN, snap	2				
68	1100040616	BOLT	1				
69	1100040620	BOLT	2				
72	1130040006	NUT	3				
74	1140020006	WASHER, spring	10				
79	1650202300	CAP	2				
80	1141110008	WASHER	2				
81	1214010006	PIN, snap	2				
99	1141110006	WASHER	4				
111	0323264090	SPRING	1				
114	1213000620	PIN, spring	2				
116	0083252100	WASHER	3				
	B5b083						



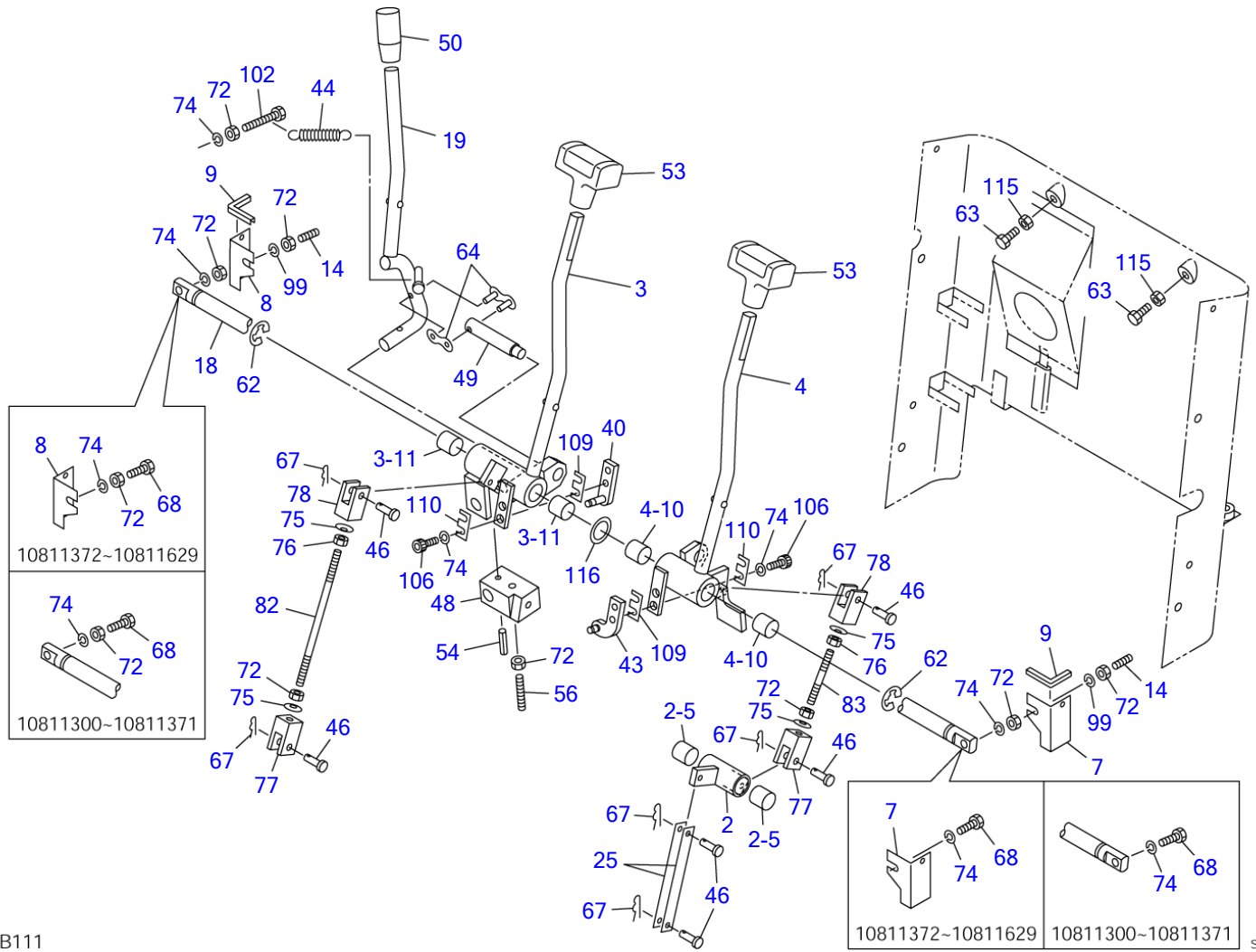
B5B093

S=1/8

STAND (10810307-10811299)

Item	Part number	Description	Q'ty	Chan.	Serial No.	Serv.	Remarks
		LEVER ASSY, control (ISO-JCB pattern)					X03232-68000-7
		LEVER ASSY, control (A-B pattern)					X03232-71000-7
		LEVER ASSY, control (ISO pattern)					X03232-72000-7
1	0323268100	STAND	1		10810307~10810546		ISO-JCB pattern
	0323263100	STAND	1	(H)	10810547~		ISO-JCB pattern
	0323271100	STAND	1		10810307~10810546		A-B pattern
	0323273100	STAND	1	(H)	10810547~		A-B pattern
	0323268100	STAND	1		10810307~10810546		ISO pattern
	0323263100	STAND	1	(H)	10810547~		ISO pattern
10	0323268010	COVER	1				
	0324263200	COVER (with travel alarm)	1				ISO-JCB, ISO
11	0323269710	COVER	1				
12	0323271720	PIPE (A-B pattern)	1				U.S. TAKEUCHI OPT.
23	0323264830	COVER	1				
32	0323267920	PLATE	1				
39	0323264990	HARNES, wiring	1				
42	1652201003	BAND	4				
45	0335124910	BOOT	2				
47	0363214700	BOOT	3				
58	1100090612	BOLT	4				
71	1100041016	BOLT	7				A-B pattern
	1100041016	BOLT	4				
85	1730100010	THERMOMETER	1				
86	1700550002	LAMP, charge	1				
87	1700550003	LAMP, oil	1				
88	1700100052	SWITCH, starter	1				not service
	0323273510	SWITCH, starter	1	(H)			
88-1	1700100019	KEY	1				
89	1730000500	METER, hour	1				
90	1120530312	SCREW	2				
91	1130030003	NUT	2				
92	1140020003	WASHER, spring	2				
95	1150420510	BOLT, sems	12				
96	1140020010	WASHER, spring	4				
	1140020010	WASHER, spring	7				A-B pattern
97	1652515000	RUBBER, cushion	2				
100	1703500712	HORN	1				
101	1100040812	BOLT	1				
103	1140020008	WASHER, spring	1				
107	1140090006	WASHER, spring	4				
108	1141190006	WASHER	4				
113	0870431821	COVER	1				
118	1652533019	CAP	2		10810685~		
	B5b093						

TB108 Book No. BB5Z004 S/N 10810004-10812001
TRAVEL LEVER (10811300-)



B5B111

S=1/6

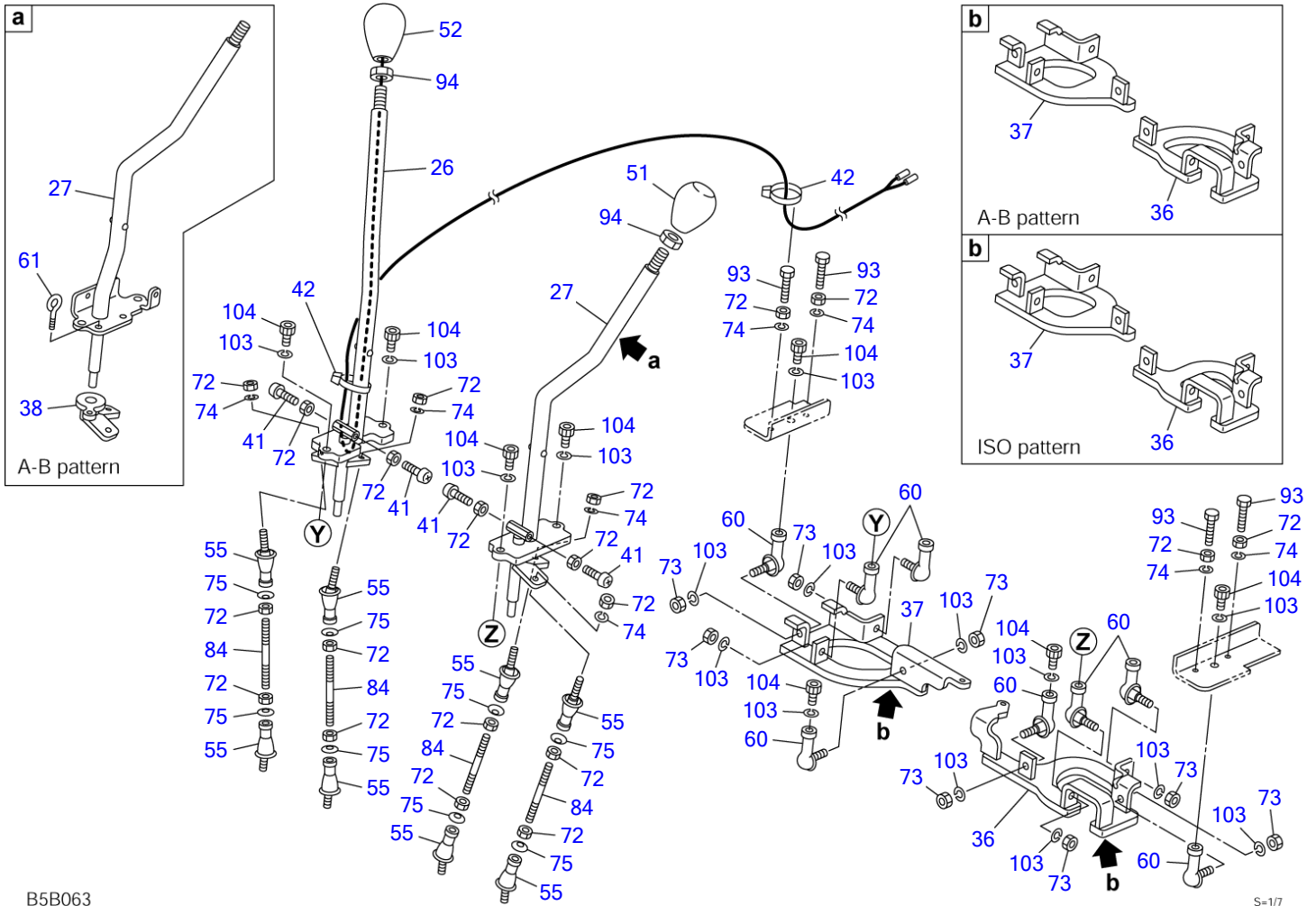
TRAVEL LEVER (10811300-)

Item	Part number	Description	Q'ty	Chan.	Serial No.	Serv.	Remarks
		LEVER ASSY, control (ISO-JCB pattern)					X03232-74000-3
		LEVER ASSY, control (A-B pattern)					X03232-76000-3
		LEVER ASSY, control (ISO pattern)					X03232-75000-3
2	0323264200	LEVER	1				
2-5	1333001515	• BUSHING	2				
3	0323268300	LEVER	1	A	10811300~10811356		
	0323274700	LEVER	1	a(H)	10811357~	M	
3-11	1333001515	• BUSHING	2				
4	0323268400	LEVER	1	A	10811300~10811356		
	0323274800	LEVER	1	a(H)	10811357~	M	
4-10	1333001515	• BUSHING	2				
7	0323274360	GUARD	1		10811372~	M	
8	0323274371	GUARD	1		10811372~	M	
9	1653917006	TRIM	2		10811372~	M	sold by the meter
14	1121050630	SET-SCREW	2			M	
18	0323264780	SHAFT	1				
19	0323268790	LEVER	1				
25	0323268850	PLATE	2				
40	0323264360	BRACKET	1				
43	0323264460	BRACKET	1				
44	0323255900	SPRING	1				
46	0004004815	PIN	6				
48	0323264020	LEVER	1				
49	0323251700	SHAFT	1				
50	1650132050	GRIP	1				
53	1650200520	GRIP	2				
54	1213000520	PIN, spring	1				
56	1121050640	SET-SCREW	1				
62	1224010012	RING, retaining	2				
63	1100040612	BOLT	2				
64	1620050000	LINK	1				
67	1214000005	PIN, snap	6				
68	1100040616	BOLT	1				
72	1130040006	NUT	8			M	
74	1140020006	WASHER, spring	6				
75	1225000006	WASHER	4				
76	1131530006	NUT	2				
77	0005500010	YOKE	2				
78	0005600004	YOKE	2				
82	0005006135	ROD	1				
83	0005006050	ROD	1				
99	1141110006	WASHER	2			M	
102	1100040630	BOLT	1				
106	1110040616	SCREW, cap	4				
109	0323206370	SHIM	AR				t=0.2mm
	0323206371	SHIM	AR				t=0.5mm
	0323264372	SHIM	AR				t=1.0mm
	0323206374	SHIM	AR				t=2.5mm
110	0323264373	SHIM	AR				t=1.5mm
115	1130140006	NUT	2				
116	0083252100	WASHER	1				

<<NOTE>>
 SET "A" is interchangeable with SET "a".

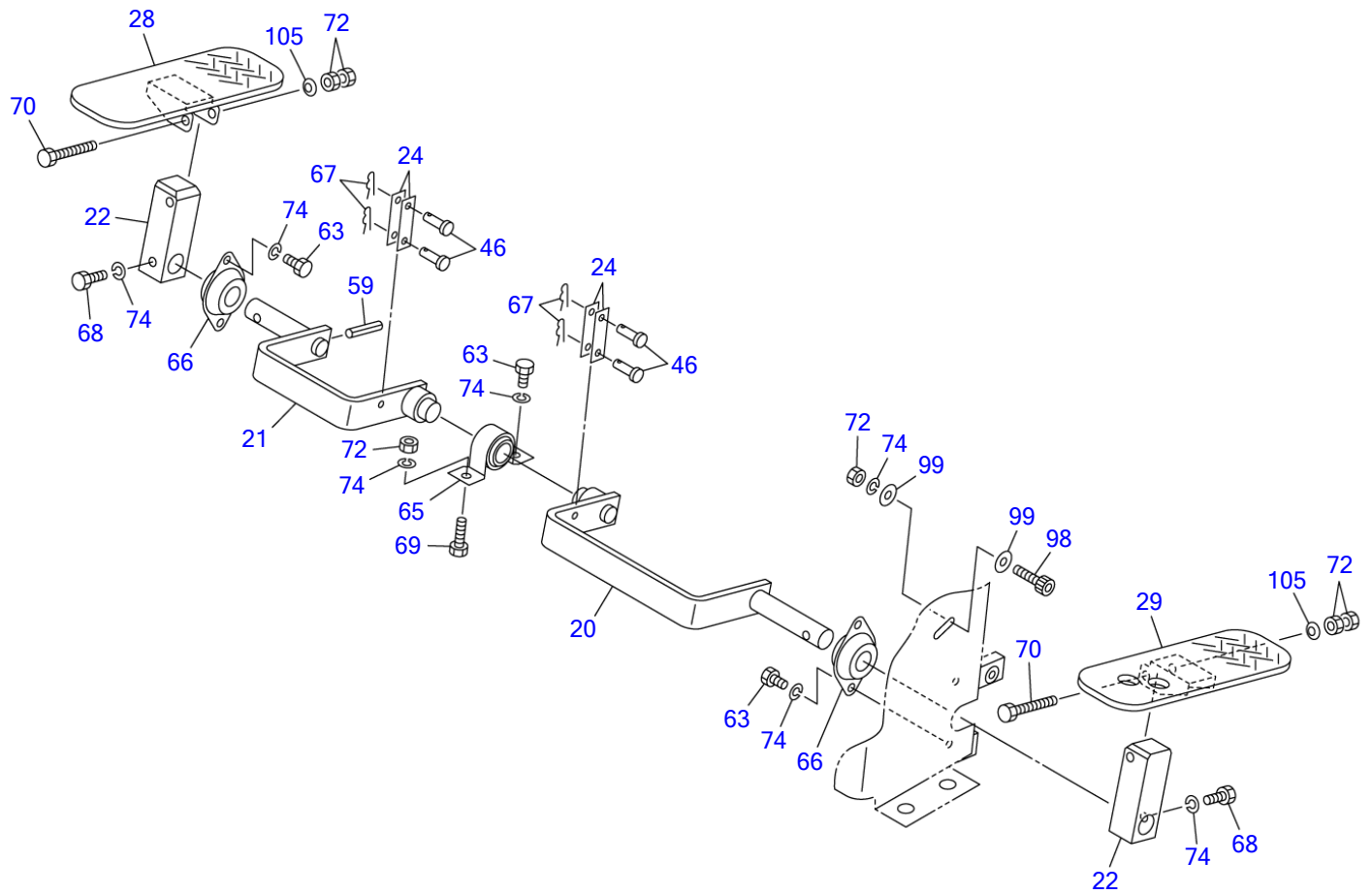
B5b111

TB108 Book No. BB5Z004 S/N 10810004-10812001
 OPERATION LEVER (10811300-)



OPERATION LEVER (10811300-)

Item	Part number	Description	Q'ty	Chan.	Serial No.	Serv.	Remarks
		LEVER ASSY, control (ISO-JCB pattern)					X03232-74000-3
		LEVER ASSY, control (A-B pattern)					X03232-76000-3
		LEVER ASSY, control (ISO pattern)					X03232-75000-3
26	0323268860	LEVER (R.H.)	1				
27	0323268870	LEVER (L.H.)	1				ISO-JCB pattern
	0323271870	LEVER (L.H.)	1				A-B pattern
	0323268870	LEVER (L.H.)	1				ISO pattern
36	0323268960	BRACKET (L.H.)	1				ISO-JCB pattern
	0323267010	BRACKET (L.H.)	1				A-B pattern
	0323267030	BRACKET (L.H.)	1				ISO pattern
37	0323268970	BRACKET (R.H.)	1				ISO-JCB pattern
	0323267020	BRACKET (R.H.)	1				A-B pattern
	0323267020	BRACKET (R.H.)	1				ISO pattern
38	0323271980	LEVER	1				A-B pattern
41	1120530620	SCREW	4				
42	1652201003	BAND	2				
51	1650200130	GRIP	1				
52	1650200230	GRIP (with switch)	1				
55	1340300060	END, rod	8				
60	1340010080	END, rod	8				
61	1121601106	BOLT	1				A-B pattern
72	1130040006	NUT	20				
73	1130040008	NUT	8				
74	1140020006	WASHER, spring	8				
75	1225000006	WASHER	8				
84	0413206900	ROD	4				
93	1100040625	BOLT	4				
94	1131040012	NUT	2				
103	1140020008	WASHER, spring	16				
104	1110040820	SCREW, cap	8				
	B5b121						



B5B071

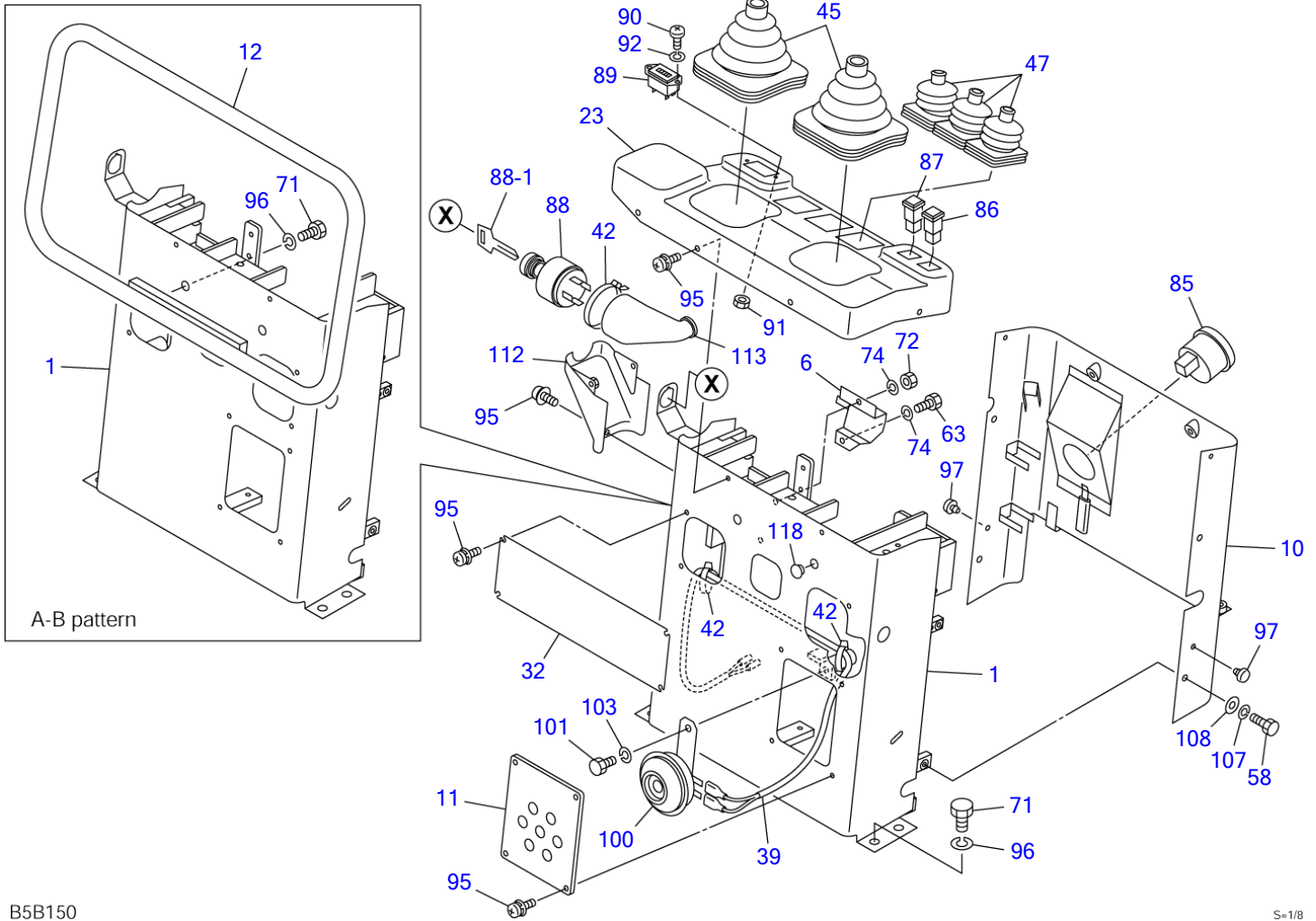
S=1/5

SWING PEDAL & AUX. PEDAL (10811300-)

Item	Part number	Description	Q'ty	Chan.	Serial No.	Serv.	Remarks
		LEVER ASSY, control (ISO-JCB pattern)					X03232-74000-3
		LEVER ASSY, control (A-B pattern)					X03232-76000-3
		LEVER ASSY, control (ISO pattern)					X03232-75000-3
20	0323264800	LEVER	1				
21	0323264810	LEVER	1				
22	0323264820	LEVER	2				
24	0323268840	PLATE	4				
28	0323264880	PEDAL	1				
29	0323264890	PEDAL	1				
46	0004004815	PIN	4				
59	1213000325	PIN, spring	1				
63	1100040612	BOLT	5				
65	1332001518	MINI-PILLOW	1				
66	1332051518	MINI-PILLOW	2				
67	1214000005	PIN, snap	4				
68	1100040616	BOLT	2				
69	1100040620	BOLT	1				
70	1100040640	BOLT	2				
72	1130040006	NUT	6				
74	1140020006	WASHER, spring	9				
98	1110040620	SCREW, cap	1				
99	1141110006	WASHER	2				
105	1225110006	WASHER	2				
	B5b131						

DOZER BLADE LEVER (10811300-)

Item	Part number	Description	Q'ty	Chan.	Serial No.	Serv.	Remarks
		LEVER ASSY, control (ISO-JCB pattern)					X03232-74000-3
		LEVER ASSY, control (A-B pattern)					X03232-76000-3
		LEVER ASSY, control (ISO pattern)					X03232-75000-3
5	0323268500	LEVER	1				
5-5	1334001150	• BUSHING	1				
13	0323274300	LEVER	1				
15	0323268750	LEVER	1				
16	0323268760	LEVER	1				
17	0323268770	SHAFT	1				
25	0323268850	PLATE	2				
30	0323267900	PIPE	1				
31	0323268910	PLATE	1				
33	0323268930	STOPPER	1				
34	0323267940	LEVER (L.H.)	1				
35	0323267930	LEVER (R.H.)	1				
46	0004004815	PIN	2				
53	1650200520	GRIP	1				
54	1213000520	PIN, spring	3				
57	1213000525	PIN, spring	1				
63	1100040612	BOLT	8				
65	1332001518	MINI-PILLOW	3				
66	1332051518	MINI-PILLOW	2				
67	1214000005	PIN, snap	2				
68	1100040616	BOLT	1				
69	1100040620	BOLT	1				
72	1130040006	NUT	3				
74	1140020006	WASHER, spring	10				
79	1650202300	CAP	2				
80	1141110008	WASHER	2				
81	1214010006	PIN, snap	2				
93	1100040625	BOLT	1				
99	1141110006	WASHER	4				
111	0323264090	SPRING	1				
114	1213000620	PIN, spring	2				
116	0083252100	WASHER	3				
	B5b141						

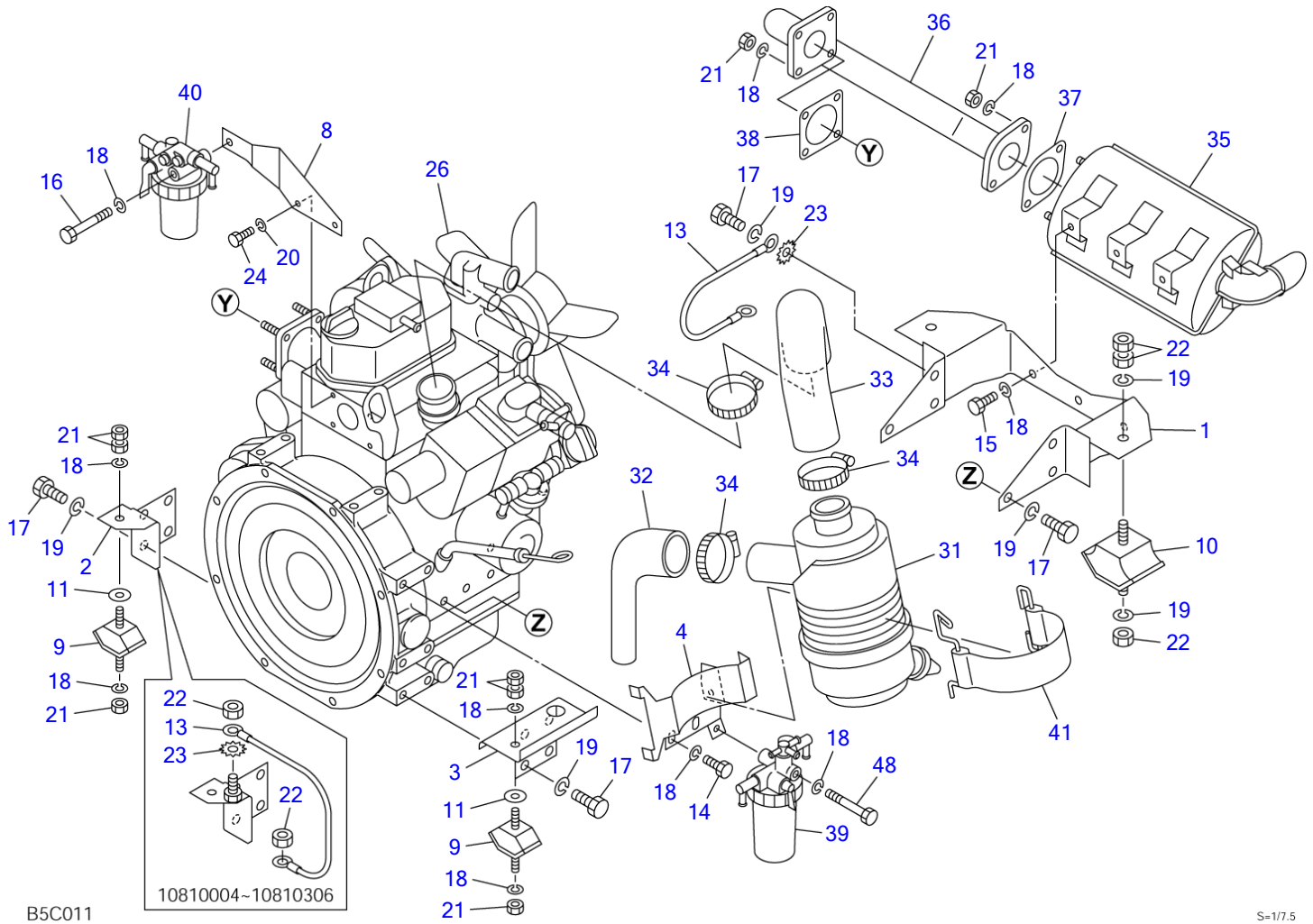


B5B150

S-1/8

STAND (10811300-)							
Item	Part number	Description	Q'ty	Chan.	Serial No.	Serv.	Remarks
		LEVER ASSY, control (ISO-JCB pattern)					X03232-74000-3
		LEVER ASSY, control (A-B pattern)					X03232-76000-3
		LEVER ASSY, control (ISO pattern)					X03232-75000-3
1	0324264100	STAND	1			M	
	0323274100	STAND	1				A-B pattern
6	0323274010	GUARD	1				
10	0324265100	COVER	1				
11	0323269710	COVER	1				
12	0323271720	PIPE (A-B pattern)	1				U.S. TAKEUCHI OPT.
23	0323274310	COVER	1				
32	0323267920	PLATE	1				
39	0323264990	HARNESSE, wiring	1				
42	1652201003	BAND	4				
45	0335124910	BOOT	2				
47	0363214700	BOOT	3				
58	1100090612	BOLT	4				
63	1100040612	BOLT	1				
71	1100041016	BOLT	7				A-B pattern
	1100041016	BOLT	4				
72	1130040006	NUT	2				
74	1140020006	WASHER, spring	2				
85	1730100010	THERMOMETER	1				
86	1700550002	LAMP, charge	1				
87	1700550003	LAMP, oil	1				
88	1700100052	SWITCH, starter	1				
88-1	1700100019	KEY	1				
89	1730000500	METER, hour	1				
90	1120530312	SCREW	2				
91	1130030003	NUT	2				
92	1140020003	WASHER, spring	2				
95	1150420510	BOLT, sems	14				
96	1140020010	WASHER, spring	4				
	1140020010	WASHER, spring	7				A-B pattern
97	1652515000	RUBBER, cushion	2				
100	1703500712	HORN	1				
101	1100040812	BOLT	1				
103	1140020008	WASHER, spring	1				
107	1140090006	WASHER, spring	4				
108	1141190006	WASHER	4				
112	0323274340	COVER	1				
113	0323274330	COVER	1				
118	1652533019	CAP	2				
	B5b151						

TB108 Book No. BB5Z004 S/N 10810004-10812001
ENGINE & ACCESSORIES (1/2)

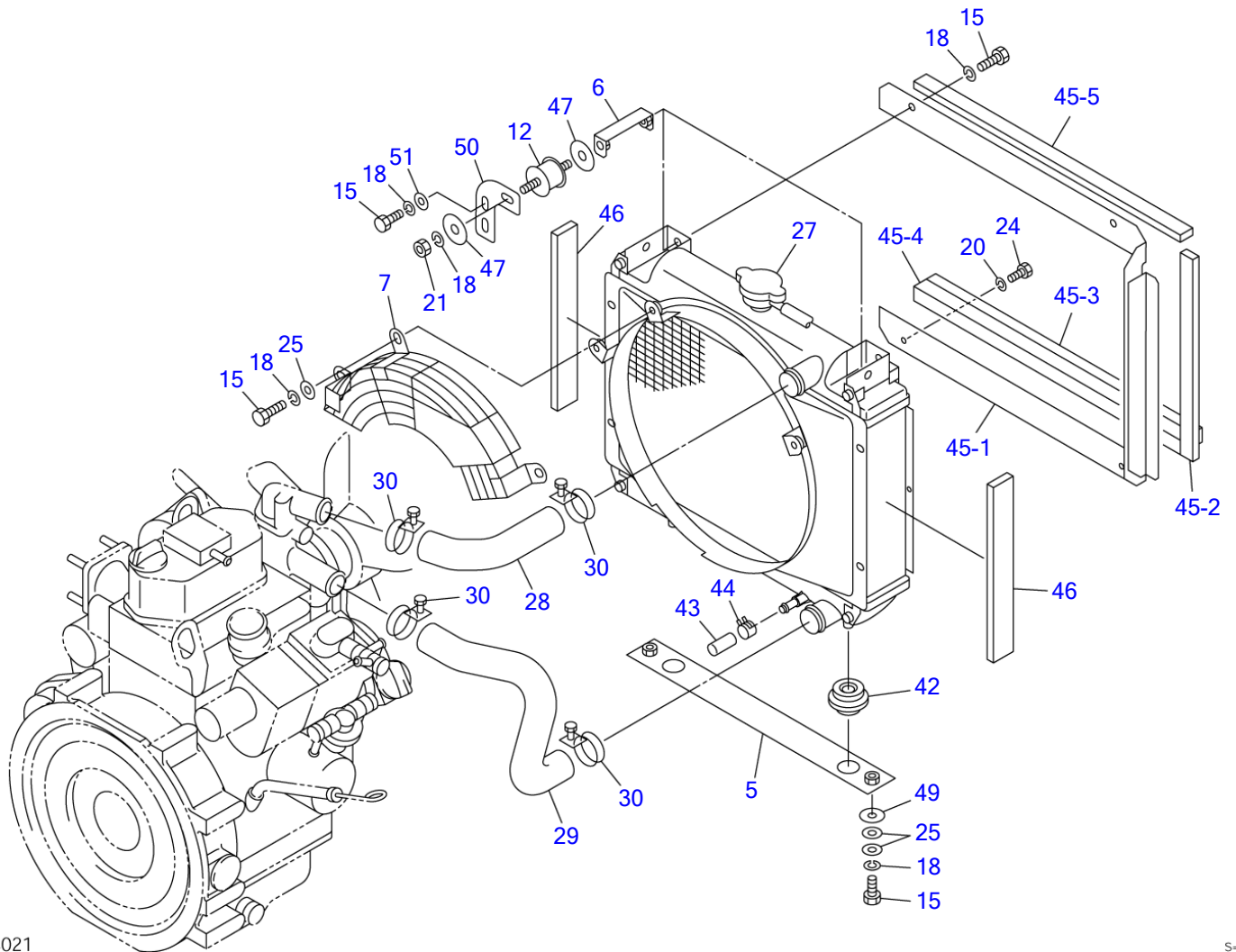


S=1/7.5

ENGINE & ACCESSORIES (1/2)

Item	Part number	Description	Q'ty	Chan.	Serial No.	Serv.	Remarks
		ENGINE ASSY					X03240-24000-3
1	0324021110	FOOT, engine	1				
2	0324021200	FOOT, engine (R.H.)	1		10810004~10810306		
	0324021210	FOOT, engine (R.H.)	1		10810307~		
3	0324021300	FOOT, engine (L.H.)	1				
4	0324021400	BRACKET	1				
8	0324021450	PLATE	1				
9	1651044001	RUBBER, cushion	2				
10	1651044002	RUBBER, cushion	2				
11	0003600177	WASHER	2				
13	1702430280	CABLE, earth	1				
14	1100040816	BOLT	2				
15	1100040820	BOLT	3				
16	1100040865	BOLT	1				
17	1100041020	BOLT	14				
18	1140020008	WASHER, spring	17				
19	1140020010	WASHER, spring	18				
20	1140020006	WASHER, spring	2				
21	1130040008	NUT	12				
22	1130040010	NUT	8		10810004~10810306		
	1130040010	NUT	6		10810307~		
23	1140330010	WASHER	1				
24	1100040616	BOLT	2				
26	1910177001	ENGINE	1				2TNE68-ETBA
31	1910170007	CLEANER, air	1				Y119325-12560
32	0324019911	PIPE	1				
33	0324019920	PIPE	1				
34	1910032047	BAND	3				Y23000-060000
35	1910177005	MUFFLER	1				Y119332-13510
36	0324021600	PIPE	1	(L)	10810004~10810306		
	1910088025	PIPE	1		10810307~		
37	1910066022	GASKET	1				Y129107-13550
38	1910051022	GASKET	1				Y124701-11911
39	1910066031	FILTER	1				Y119632-55620
40	1910030033	SEPARATOR, water	1				Y129335-55700
41	1910170051	BAND	1				Y119865-12600
48	1100040860	BOLT	1				

B5c013

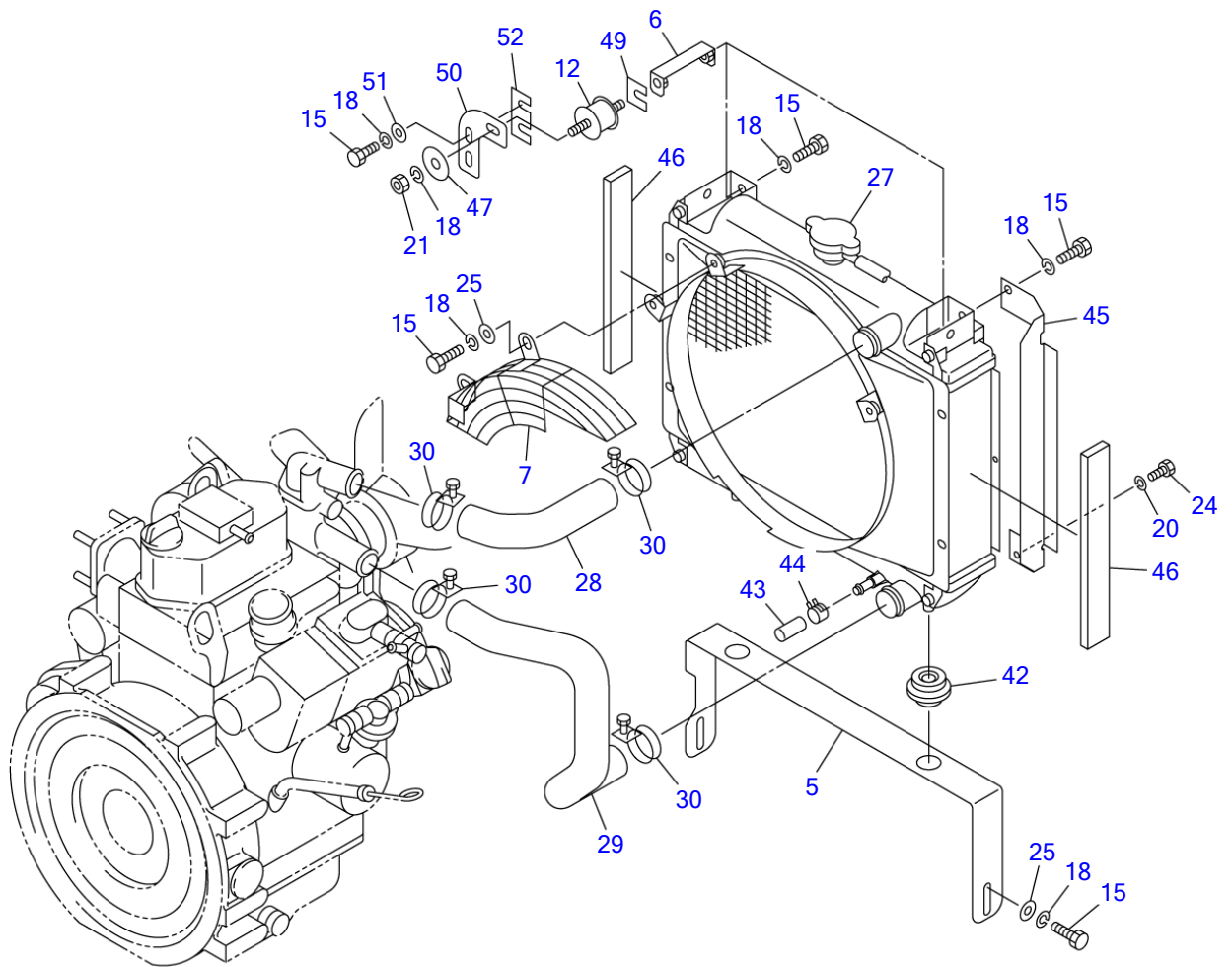


B5C021

S=1/7.5

ENGINE & ACCESSORIES (2/2) (10810004-10810306)

Item	Part number	Description	Q'ty	Chan.	Serial No.	Serv.	Remarks
		ENGINE ASSY					X03240-22000-0
5	0324021500	PLATE	1				
6	0324019600	BRACKET	2		10810004~10810108		
	0324019610	BRACKET	2	(H)	10810109~		
7	0324021700	NET, wire	1				
12	1651012003	RUBBER, cushion	2				
15	1100040820	BOLT	11				
18	1140020008	WASHER, spring	9				
20	1140020006	WASHER, spring	2				
21	1130040008	NUT	2				
24	1100040616	BOLT	2				
25	1141110008	WASHER	7				
27	1910177002	RADIATOR	1				Y119325-44521
28	0324019810	HOSE	1				
29	0324019820	HOSE	1				
30	1910006013	BAND	4				Y23010-038000
42	1910170052	RUBBER, cushion	2				Y119255-44660
43	0434005600	CAP	1				
44	1533120012	BAND	1				
45	X *****	PLATE ASSY	1				
45-1	0324021020	• PLATE	1				
45-2	1654302028	• SPONGE	1				sold by the meter
45-3	1654304042	• SPONGE	1				sold by the meter
45-4	1654306042	• SPONGE	1				sold by the meter
45-5	1654311042	• SPONGE	1				sold by the meter
46	1654308024	SPONGE	2				sold by the meter
47	0003608003	WASHER	4				
49	0003900042	SPACER	2				
50	0324022050	PLATE	2		10810109~		
51	0003608252	WASHER	4		10810109~		
	B5c021						

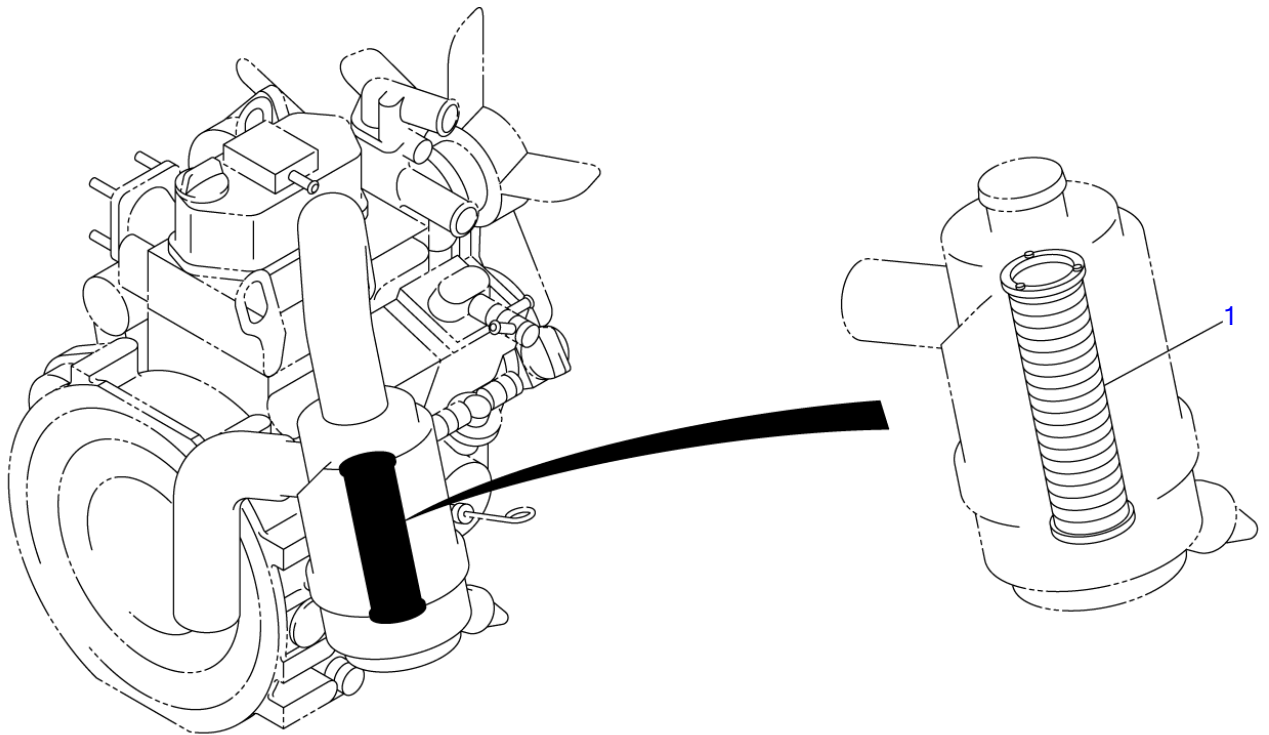


B5C023

S-1/7.5

ENGINE & ACCESSORIES (2/2) (10810307-)

Item	Part number	Description	Q'ty	Chan.	Serial No.	Serv.	Remarks
		ENGINE ASSY					X03240-24000-3
5	0324022500	PLATE	1				
6	0324019610	BRACKET	2	(H)			
7	0324024700	NET, wire	1	(H)			
12	1651012003	RUBBER, cushion	2				
15	1100040820	BOLT	12				
18	1140020008	WASHER, spring	14				
20	1140020006	WASHER, spring	1				
21	1130040008	NUT	2				
24	1100040616	BOLT	1				
25	1141110008	WASHER	6				
27	1910177002	RADIATOR	1				Y119325-44521
28	0324019810	HOSE	1				
29	0324019820	HOSE	1		10810307~10810960		
	0324024820	HOSE	1	(H)	10810961~		
30	1910006013	BAND	4				Y23010-038000
42	1910170052	RUBBER, cushion	2				Y119255-44660
43	0434005600	CAP	1				
44	1533120012	BAND	1				
45	0324022020	PLATE	1				
46	1654308024	SPONGE	2				sold by the meter
47	0003608003	WASHER	2				
49	0003900042	SPACER	2				
50	0324022050	PLATE	2				
51	0003608252	WASHER	4				
52	0003900043	SPACER	2				
	B5c024						

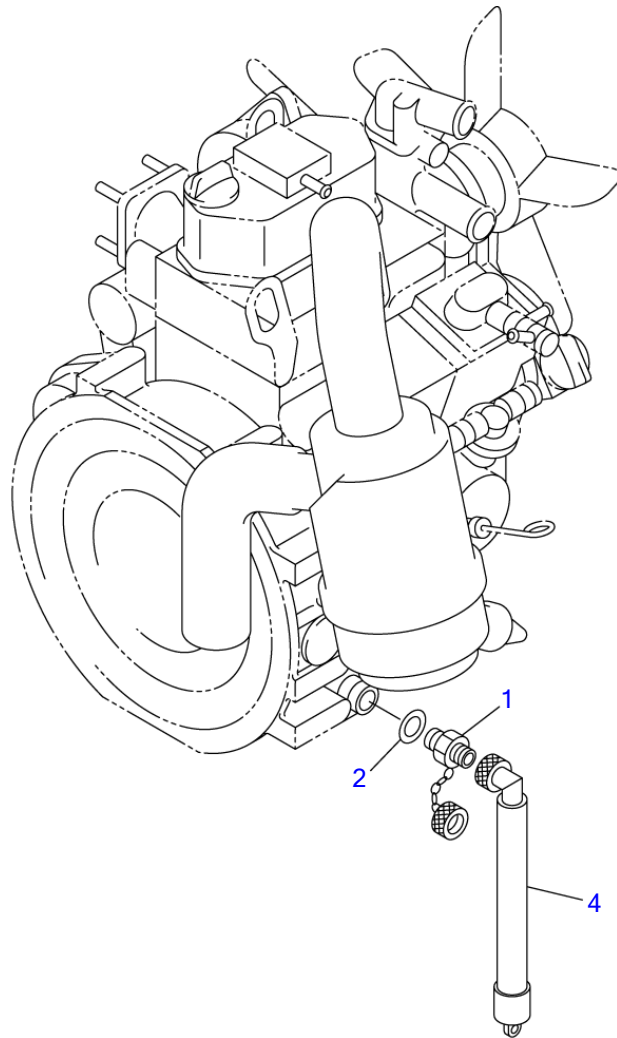


B5C030

S=1/6, 1/4

AIR CLEANER (for double element)

Item	Part number	Description	Q'ty	Chan.	Serial No.	Serv.	Remarks
1	1911101342 B5c030	ELEMENT ASSY, secondary ELEMENT, secondary	1				X03340-22000-0 fhfjf\fhf\fhf P53-5396

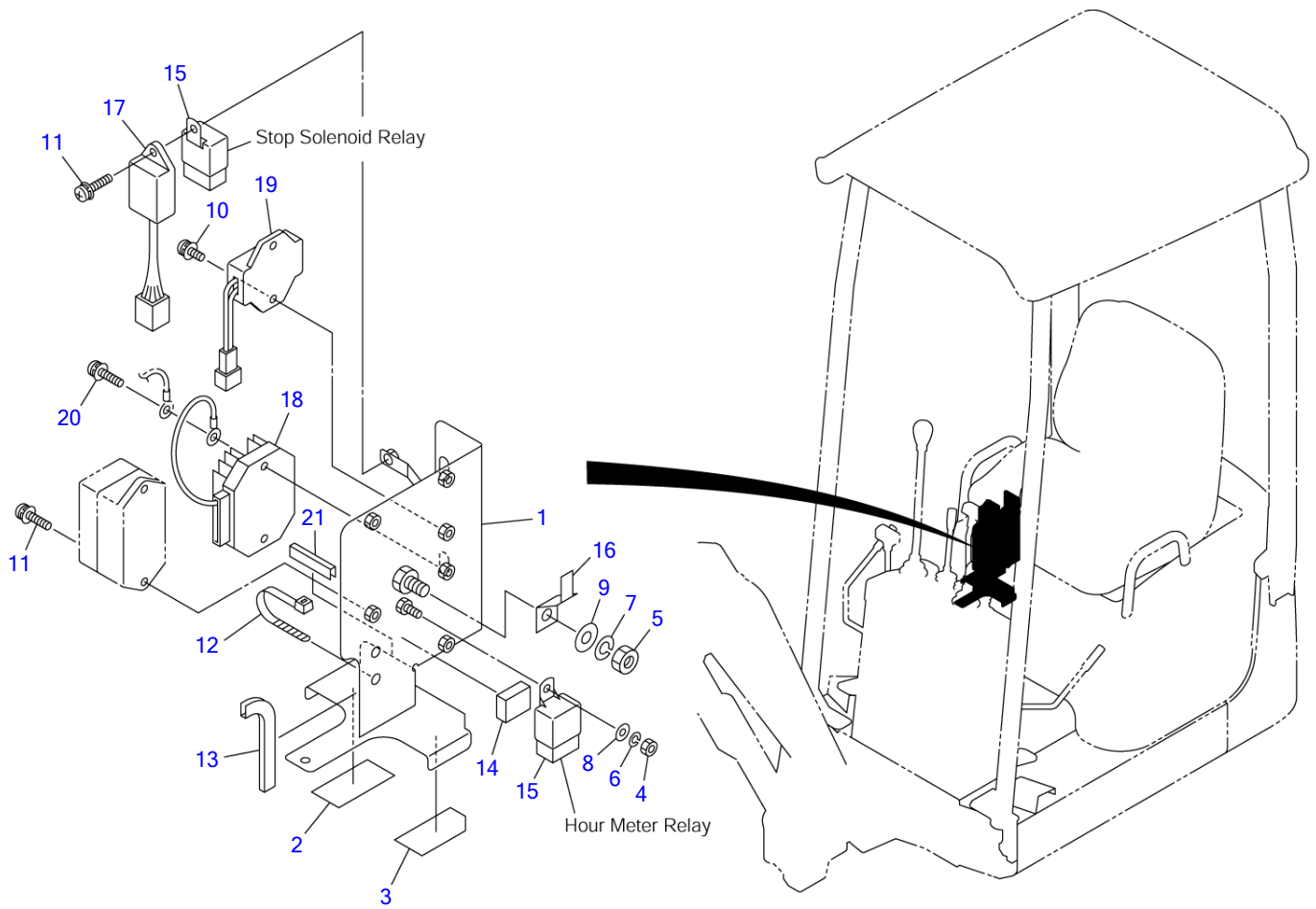


B5C040

S=1/6

DRAIN PLUG

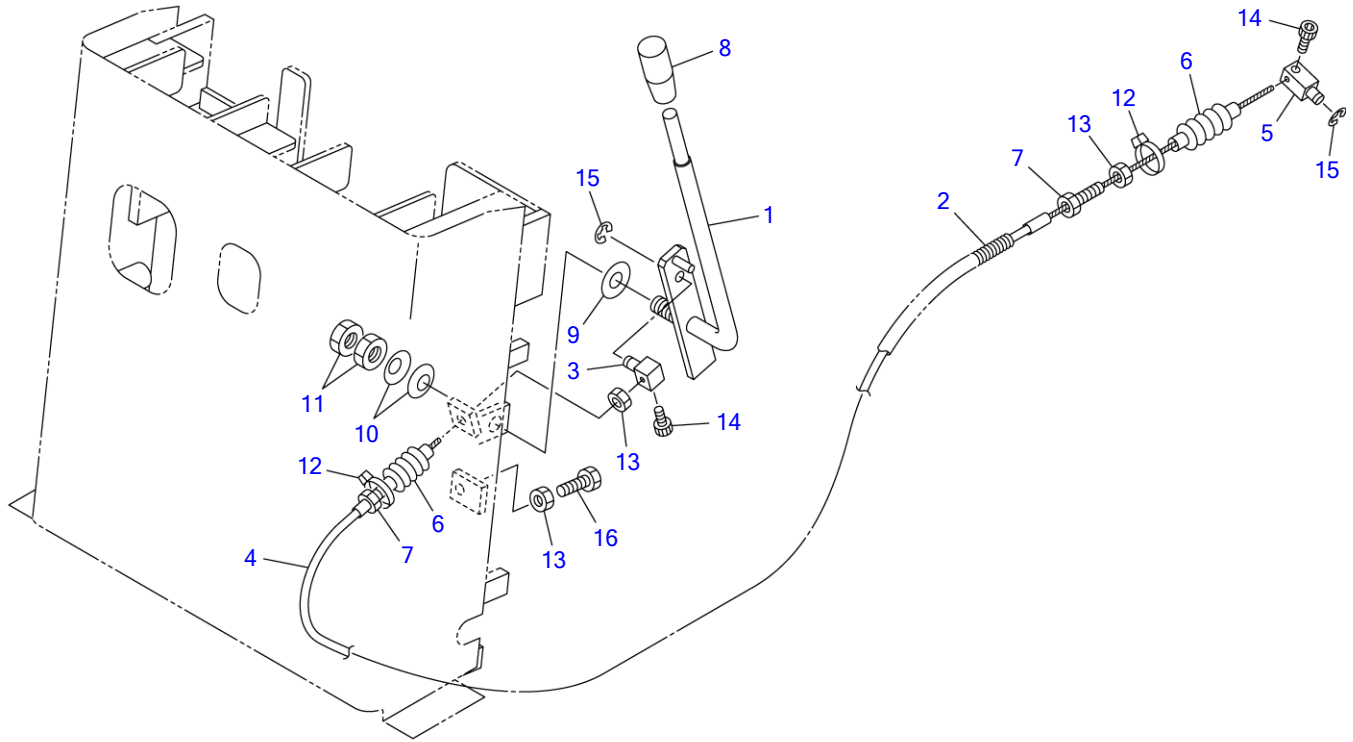
Item	Part number	Description	Q'ty	Chan.	Serial No.	Serv.	Remarks
		PLUG ASSY, drain					X03240-16000-1
1	1554501650	PLUG	1				
2	1541400516	WASHER	1				
4	1554512201	TUBE	1				
	B5c040						



B5C051

S=1/5, 1/15

Item	Part number	Description	CONTROL BOX			Remarks
			Q'ty	Chan.	Serial No.	
		PANEL ASSY				X03243-18000-4
1	0324318010	PANEL	1			
2	0324318002	PLATE, rubber	1			
3	0324318004	PLATE, rubber	1			
4	1130040006	NUT	1			
5	1130040010	NUT	1			
6	1140020006	WASHER, spring	1			
7	1140020010	WASHER, spring	1			
8	1141110006	WASHER	1			
9	1141110010	WASHER	1			
10	1150410612	SCREW	2			
11	1150410616	SCREW	3			
12	1652231250	BAND	1			
13	1653916011	TRIM	1			
14	1654302003	SPONGE	1			
15	1711900042	RELAY	2			
16	1711900064	PLATE	1			
17	1910152116	UNIT, timer	1			Y 129211-77920
18	1910152104	LIMITER, current	1			Y 119660-77711
19	1910066117	REGISTER, grow	1			Y 119332-77810
20	1150410625	SCREW	2			
21	1653916005	TRIM	1			
	B5c052					

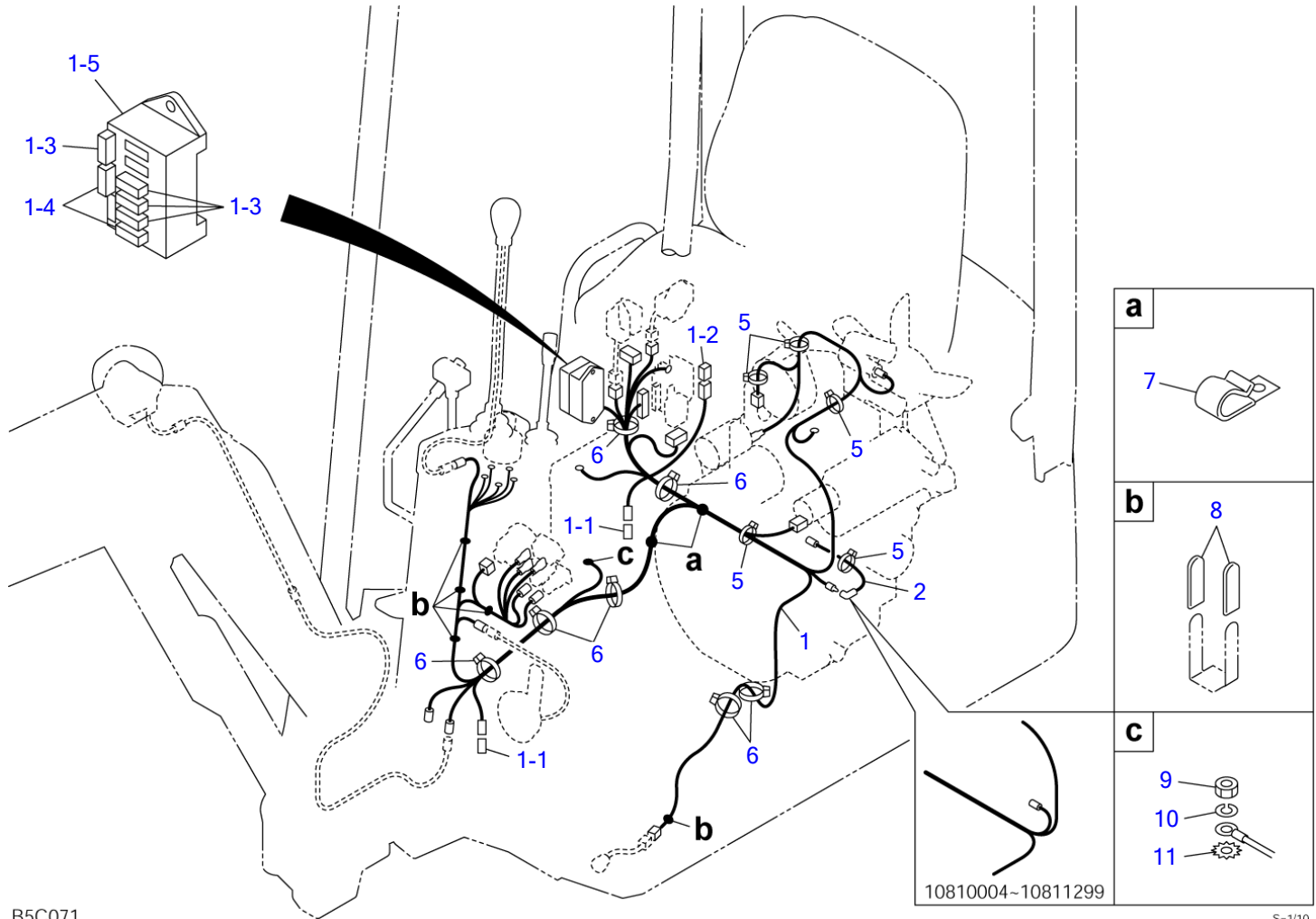


B5C060

S=1/5

ENGINE CONTROL

Item	Part number	Description	Q'ty	Chan.	Serial No.	Serv.	Remarks
		CONTROL ASSY, engine					X03241-24000-2
1	0324124100	LEVER	1				
2	1703210745	BOOT	1				
3	0007900020	PIN	1				
4	0414105200	WIRE	1				
5	0007900050	PIN	1				
6	0007900014	BOOT	2				
7	0007900019	BOLT	2				
8	1650132050	GRIP	1				
9	1141540012	WASHER	1				
10	1225120012	WASHER, conical	2				
11	1130540012	NUT	2				
12	1652201003	BAND	2				
13	1130040008	NUT	3				
14	1110040510	SCREW, cap	2				
15	1224010006	RING, retaining	2				
16	1100040825	BOLT	1				
	B5c061						

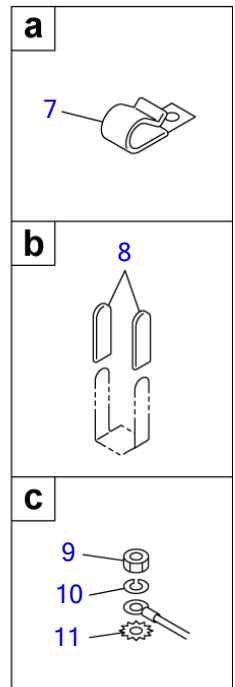
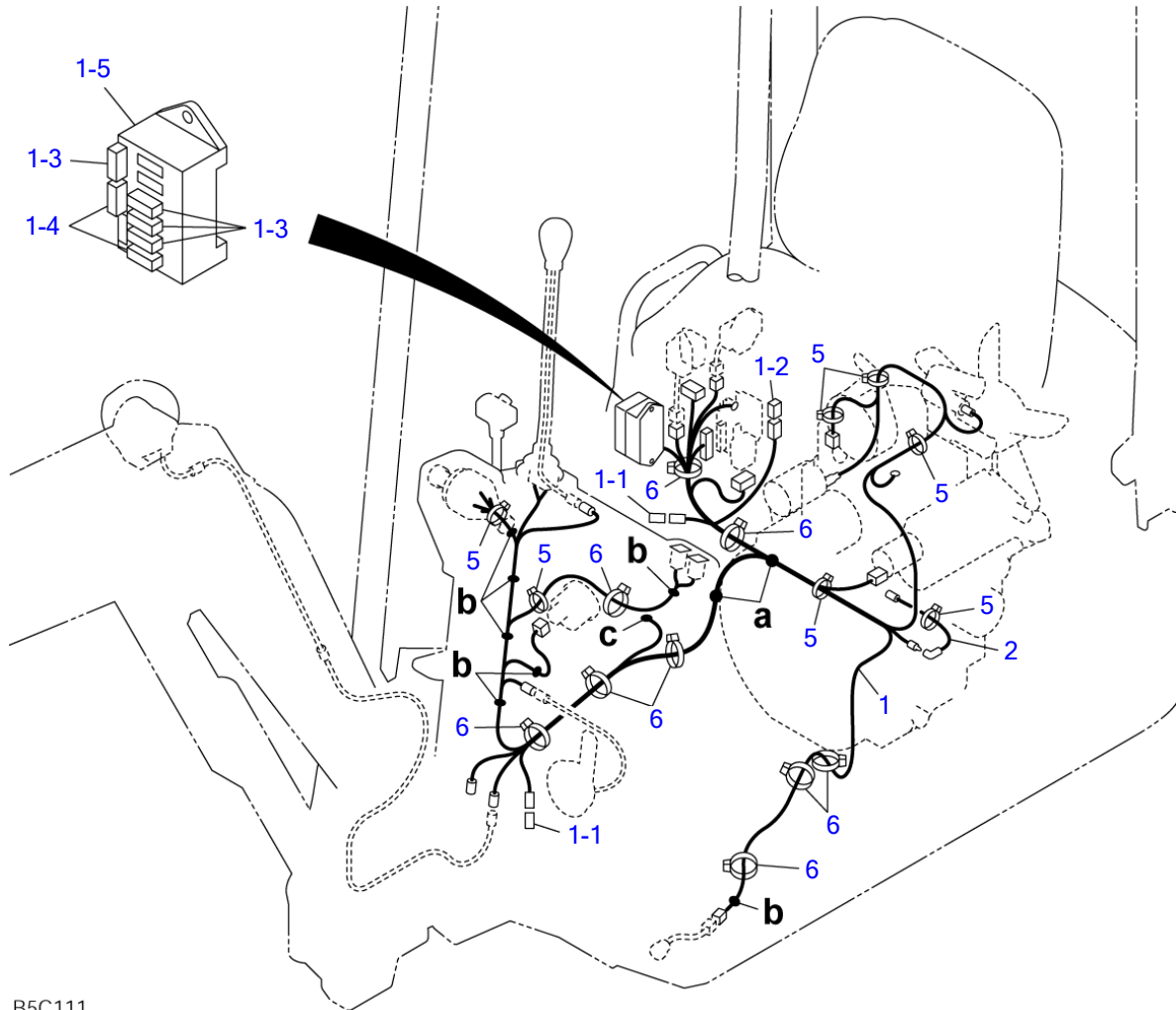


B5C071

S=1/10

ELECTRICAL (10810004-10811299)

Item	Part number	Description	Q'ty	Chan.	Serial No.	Serv.	Remarks
		ELECTRICAL ASSY					X03242-62000-3
1	0324262100	HARNESS ASSY, wiring	1				
1-1	1730500008	▪ DIODE (3A yellow)	2				
1-2	1701330045	▪ LINK, fusible	1				45A
1-3	1701310010	▪ FUSE	4				10A
1-4	1701310030	▪ FUSE	2				30A
1-5	0324262129	▪ BOX, fuse	1				
2	0324262200	HARNESS, wiring	1		10810307~		
5	1652231100	BAND	5				
6	1652231250	BAND	8				
7	1711900071	CLAMP	2				
8	0872433150	TUBE	9				
9	1130040008	NUT	1				
10	1140020008	WASHER, spring	1				
11	1140330008	WASHER	1				
	B5c071						

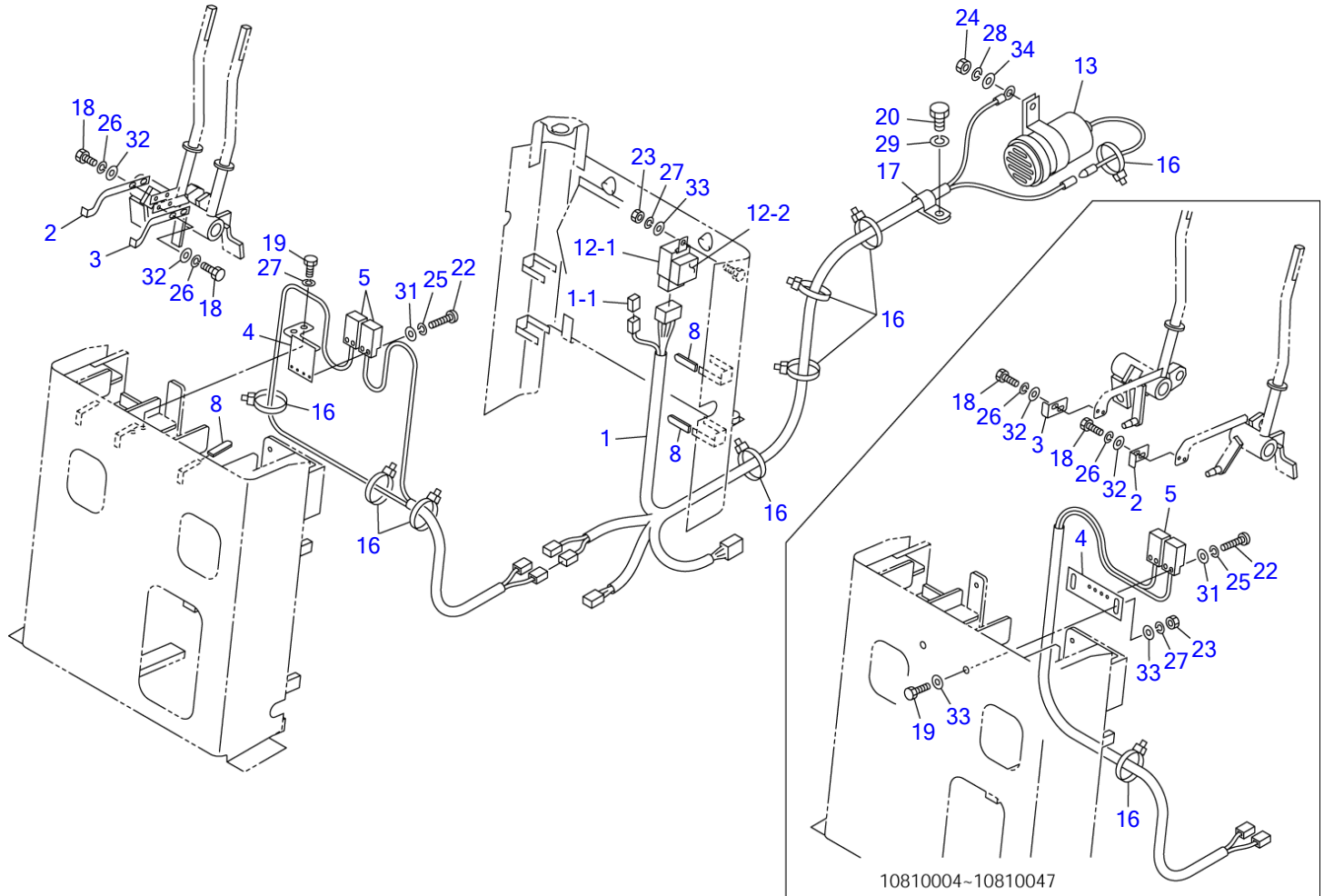


B5C111

S=1/10

ELECTRICAL (10811300-)

Item	Part number	Description	Q'ty	Chan.	Serial No.	Serv.	Remarks
		ELECTRICAL ASSY					X03242-64000-3
1	0324264200	HARNESS ASSY, wiring	1				
1-1	1730500008	▪ DIODE (3A yellow)	2				
1-2	1701330045	▪ LINK, fusible	1				45A
1-3	1701310010	▪ FUSE	4				10A
1-4	1701310030	▪ FUSE	2				30A
1-5	0324262129	▪ BOX, fuse	1				
2	0324262200	HARNESS, wiring	1				
5	1652231100	BAND	7			M	
6	1652231250	BAND	9				
7	1711900071	CLAMP	2				
8	0872433150	TUBE	10			M	
9	1130040008	NUT	1				
10	1140020008	WASHER, spring	1				
11	1140330008	WASHER	1				
	B5c111						



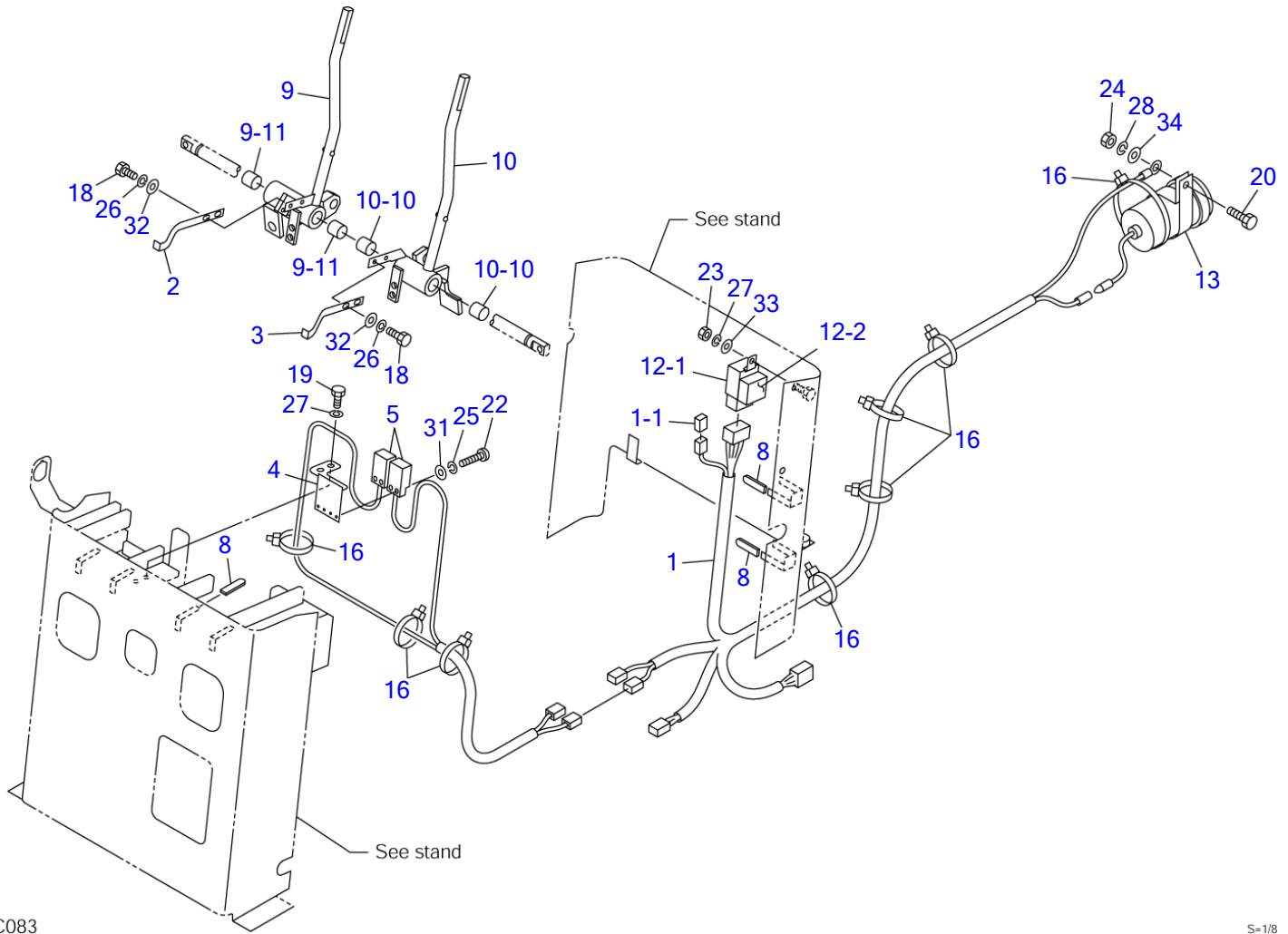
B5C081

S=1/8

TRAVEL ALARM (10810004-10810306)

Item	Part number	Description	Q'ty	Chan.	Serial No.	Serv.	Remarks
		ALAME ASSY, travel					X03242-61100-2
1	0324251150	HARNES, wiring	1		10810004~10810047		
	0324261140	HARNES, wiring	1	(H)	10810048~		
1-1	1730500008	• DIODE (3A, yellow)	1				
2	0324261020	PLATE	1		10810004~10810047		
	0324261210	PLATE	1		10810048~		
3	0324261030	PLATE	1		10810004~10810047		
	0324261220	PLATE	1		10810048~		
4	0324261040	PLATE	1		10810004~10810047		
	0324261130	PLATE	1		10810048~		
5	0324252100	SWITCH, proximity	1		10810004~10810047		
	1700009010	SWITCH, proximity	2		10810048~		
8	0872433150	TUBE	7		10810048~		
12	0334230130	RELAY ASSY	1				
12-1	1711900042	• RELAY	1				
12-2	1654302003	• SPONGE	1				
13	0354211050	BUZZER	1				
16	1652231250	BAND	8				
17	0007300035	CLAMP	1		10810004~10810047		
18	1100040410	BOLT	4		10810004~10810047		
	1100040510	BOLT	4		10810048~		
19	1100040616	BOLT	2				
20	1100041016	BOLT	1		10810004~10810047		
22	1120530312	SCREW	4				
23	1130030006	NUT	1				
24	1130030008	NUT	1				
25	1140020003	WASHER, spring	4				
26	1140020004	WASHER, spring	4		10810004~10810047		
	1140020005	WASHER, spring	4		10810048~		
27	1140020006	WASHER, spring	3				
28	1140020008	WASHER, spring	1				
29	1140020010	WASHER, spring	1		10810004~10810047		
31	1141110003	WASHER	4				
32	1141110004	WASHER	4		10810004~10810047		
	1141110005	WASHER	4		10810048~		
33	1141110006	WASHER	1				
34	1141110008	WASHER	1				

B5c081



B5C083

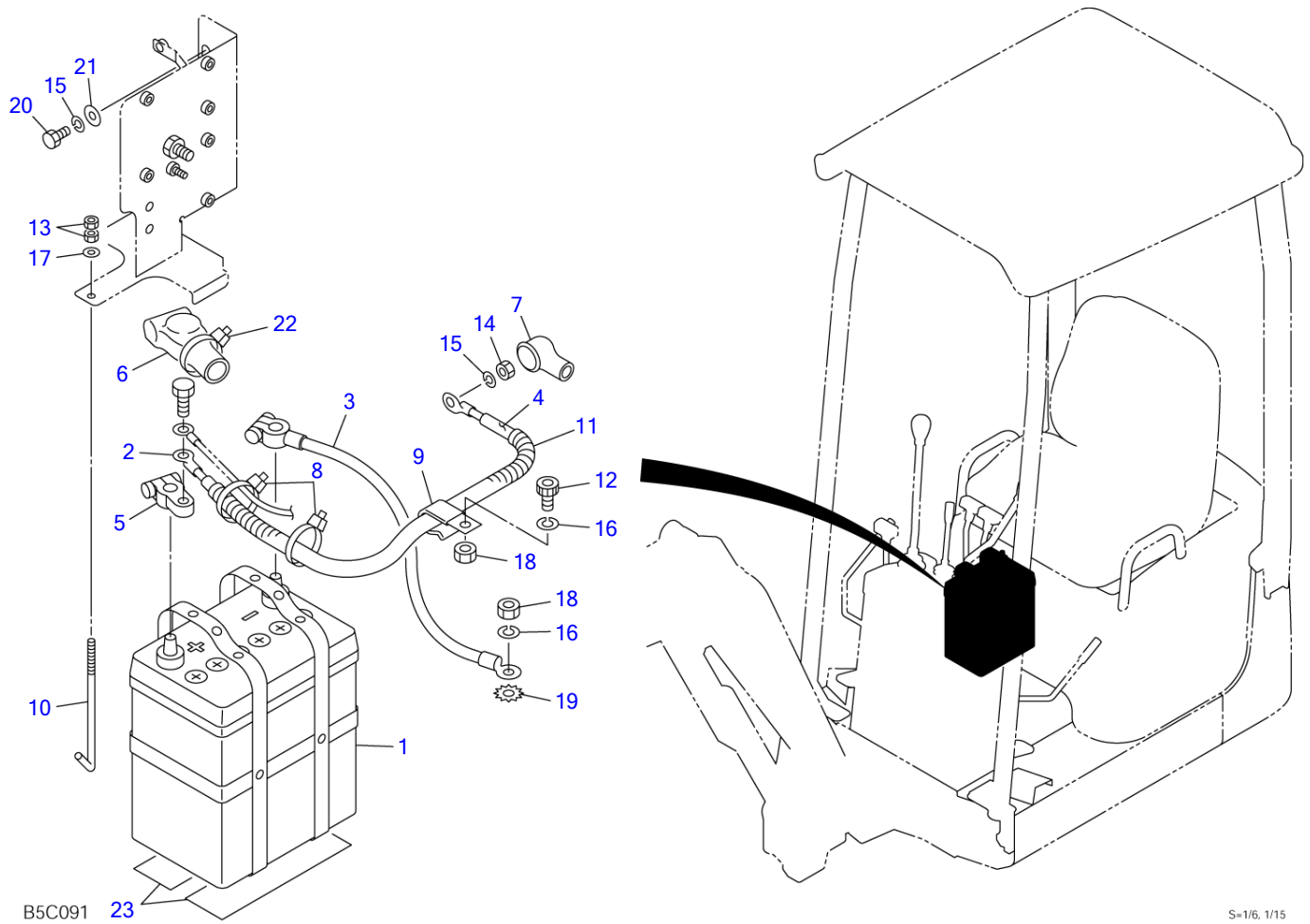
S-1/8

TRAVEL ALARM (10810307-)

Item	Part number	Description	Q'ty	Chan.	Serial No.	Serv.	Remarks
		ALAME ASSY, travel					X03242-63000-3
1	0324261140	HARNES, wiring	1				
1-1	1730500008	· DIODE (3A, yellow)	1				
2	0324261210	PLATE	1				
3	0324263010	PLATE	1				
4	0324261130	PLATE	1				
5	1700009010	SWITCH, proximity	2				
8	0872433150	TUBE	7				
9	0324263300	LEVER	1	A	10810307~10811356		
	0324263700	LEVER	1	a(H)	10811357~		M
9-11	1333001515	· BUSHING	2				
10	0324263400	LEVER	1	A	10810307~10811356		
	0324263800	LEVER	1	a(H)	10811357~		M
10-10	1333001515	· BUSHING	2				
12	0334230130	RELAY ASSY	1				
12-1	1711900042	· RELAY	1				
12-2	1654302003	· SPONGE	1				
13	0354211050	BUZZER	1				
16	1652231250	BAND	8				
18	1100040510	BOLT	4				
19	1100040616	BOLT	2				
20	1100040820	BOLT	1				
22	1120530312	SCREW	4				
23	1130030006	NUT	1				
24	1130030008	NUT	1				
25	1140020003	WASHER, spring	4				
26	1140020005	WASHER, spring	4				
27	1140020006	WASHER, spring	3				
28	1140020008	WASHER, spring	1				
31	1141110003	WASHER	4				
32	1141110005	WASHER	4				
33	1141110006	WASHER	1				
34	1141110008	WASHER	1				

<<NOTE>>
 SET "A" is interchangeable
 with SET "a".

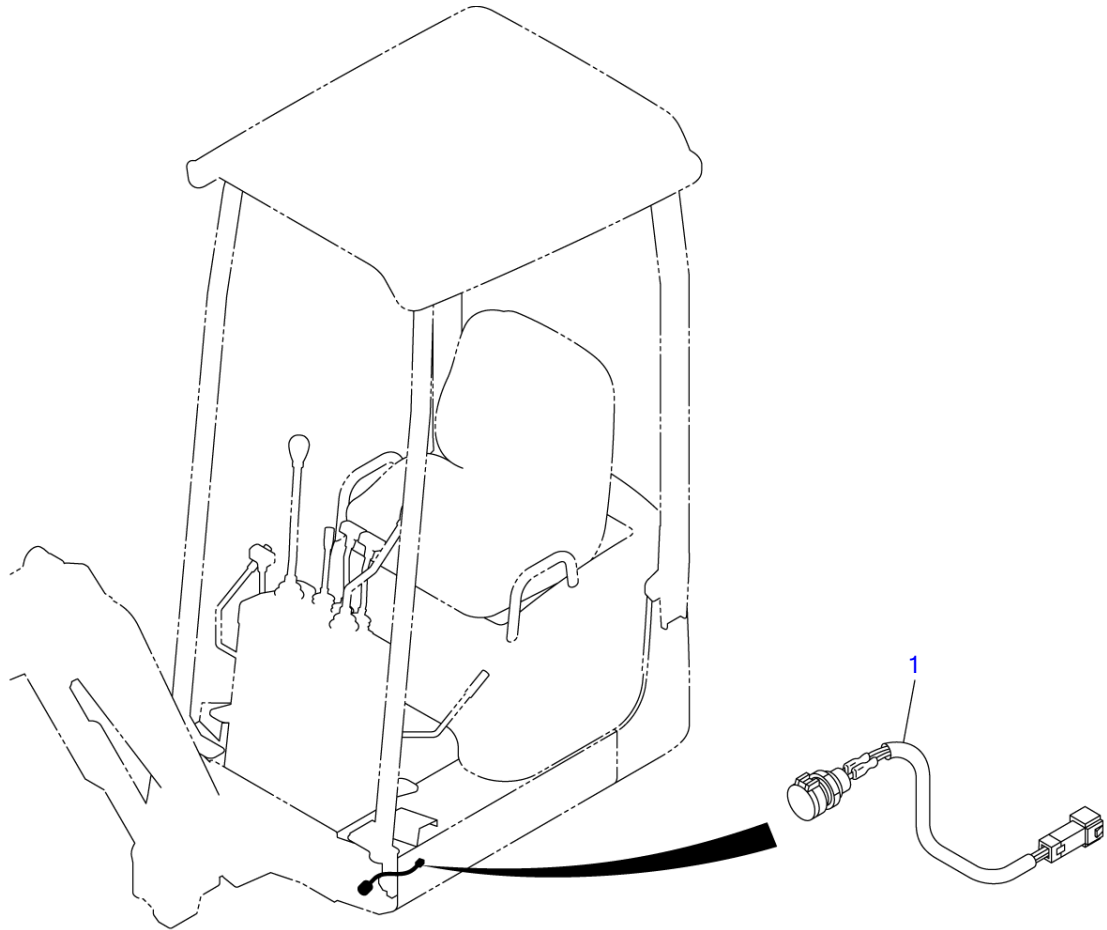
B5c084



S-1/6, 1/15

BATTERY

Item	Part number	Description	Q'ty	Chan.	Serial No.	Serv.	Remarks
		BATTERY ASSY					X03244-54000-2
1	0324454100	BATTERY	1				
2	1702522035	CABLE, battery	1				
3	1702222032	CABLE, earth	1				
4	1703211024	BOOT	1				
5	1702330040	TERMINAL	1				
6	1702920060	COVER	1				
7	1910011119	CAP	1				Y124160-77020
8	1652231140	BAND	2				
9	1711900076	CLAMP	1				
10	1702106140	BOLT	1				
11	1532215024	TUBE	1				sold by the meter
12	1121041035	SCREW, cap	1				
13	1130040006	NUT	2				
14	1130040008	NUT	1				
15	1140020008	WASHER, spring	3				
16	1140020010	WASHER, spring	1				
17	1141110006	WASHER	1				
18	1130040010	NUT	2				
19	1140330010	WASHER	1				
20	1100040814	BOLT	2				
21	0003608252	WASHER	2				
22	1652201005	BAND	1				
23	1654705016	RUBBER	2				
	B5c091						

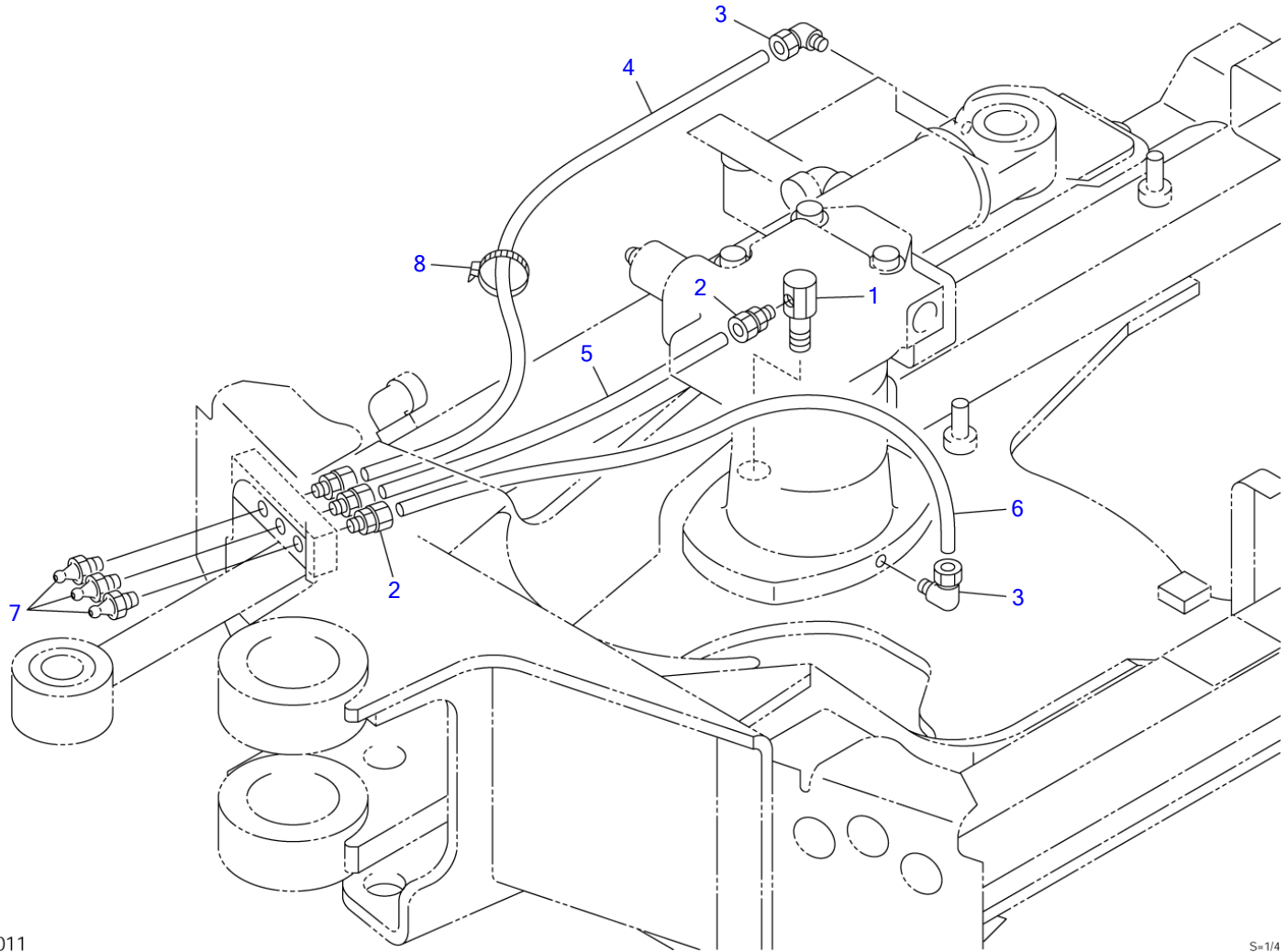


B5C100

S=1/4.5, 1/15

MAINTENANCE LIGHT SOCKET

Item	Part number	Description	Q'ty	Chan.	Serial No.	Serv.	Remarks
1	0394203100 B5c100	SOCKET ASSY, maintenance light SOCKET ASSY	1				X03942-03000-3

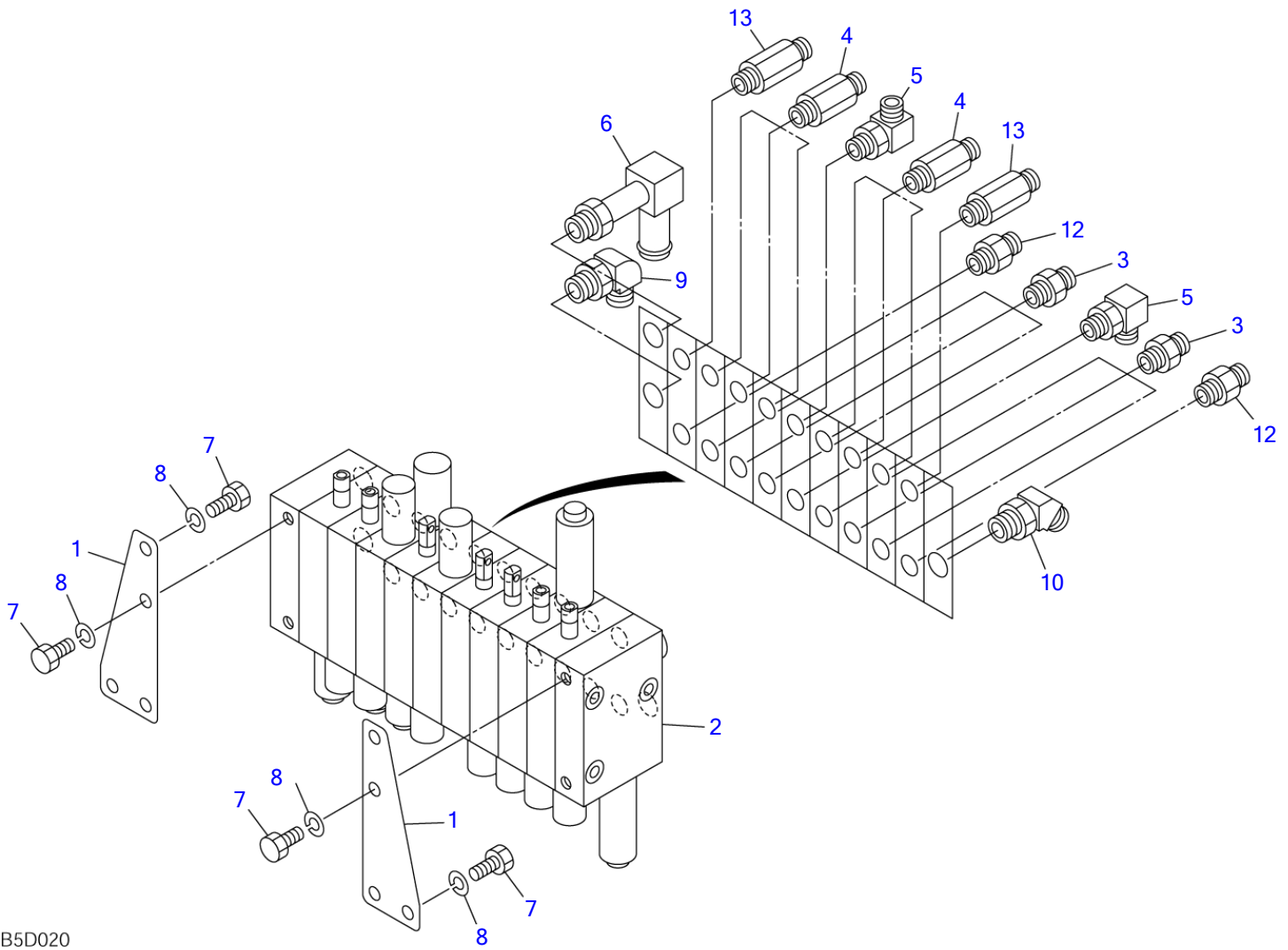


B5D011

S=1/4

GREASE PIPING

Item	Part number	Description	Q'ty	Chan.	Serial No.	Serv.	Remarks
		PIPING ASSY, grease					X03224-01000-0
1	0007262006	ELBOW	1		10810004~10810156		
	0007262011	ELBOW	1	(H)	10810157~		
2	1532520601	CONNECTOR	4				
3	1532620601	ELBOW	2				
4	1532020663	TUBE	1				sold by the meter
5	1532020635	TUBE	1		10810004~10810156		sold by the meter
	1532020634	TUBE	1		10810157~		sold by the meter
6	1532020650	TUBE	1		10810004~10810156		sold by the meter
	1532020644	TUBE	1		10810157~		sold by the meter
7	1560001000	FITTING, grease	3				
8	1652231100	BAND	1		10810157~		
	B5d011						



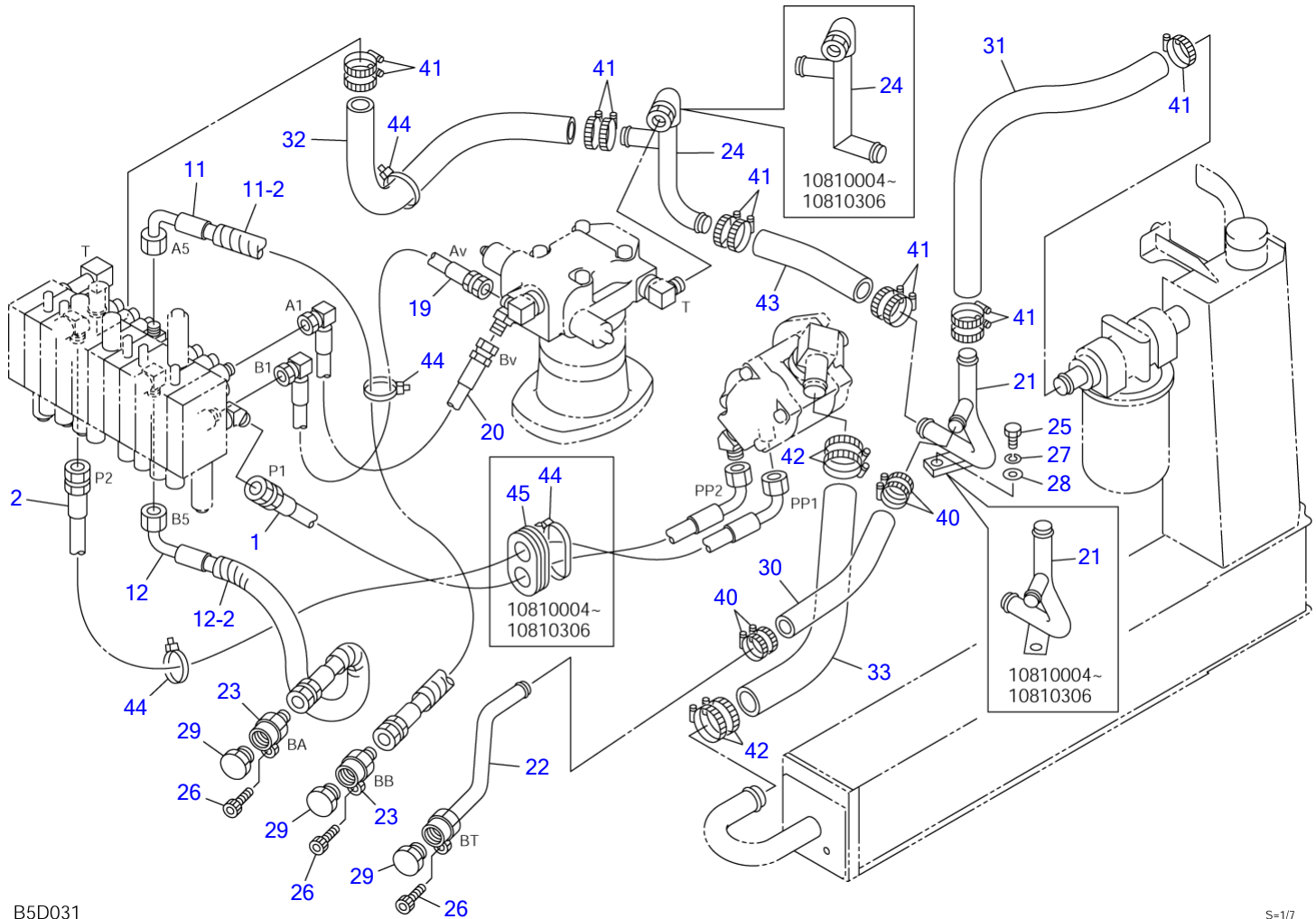
B5D020

S=1/4

VALVE & ACCESSORIES

Item	Part number	Description	Q'ty	Chan.	Serial No.	Serv.	Remarks
		VALVE ASSY, control					X03250-56000-4
1	0325054100	PLATE	2				
2	1901040200	VALVE, control	1				
3	1515600200	ADAPTOR	6				
	1420010110	· O-RING	1			M	
4	0007203034	ADAPTOR	6				
5	1515010130	ELBOW	2				
	1420010110	· O-RING	1			M	
6	1513350002	ELBOW	1				
	1420010140	· O-RING	1			M	
7	1100040816	BOLT	8				
8	1140020008	WASHER, spring	8				
9	1515010041	ELBOW	1				
	1420010140	· O-RING	1			M	
10	1515100111	ELBOW	1				
	1420010140	· O-RING	1			M	
12	0007203079	ADAPTOR	2				
13	0007203080	ADAPTOR	2				
	B5d021						

TB108 Book No. BB5Z004 S/N 10810004-10812001
 PIPING; UPPER (1/2) (10810004-10810660)



B5D031

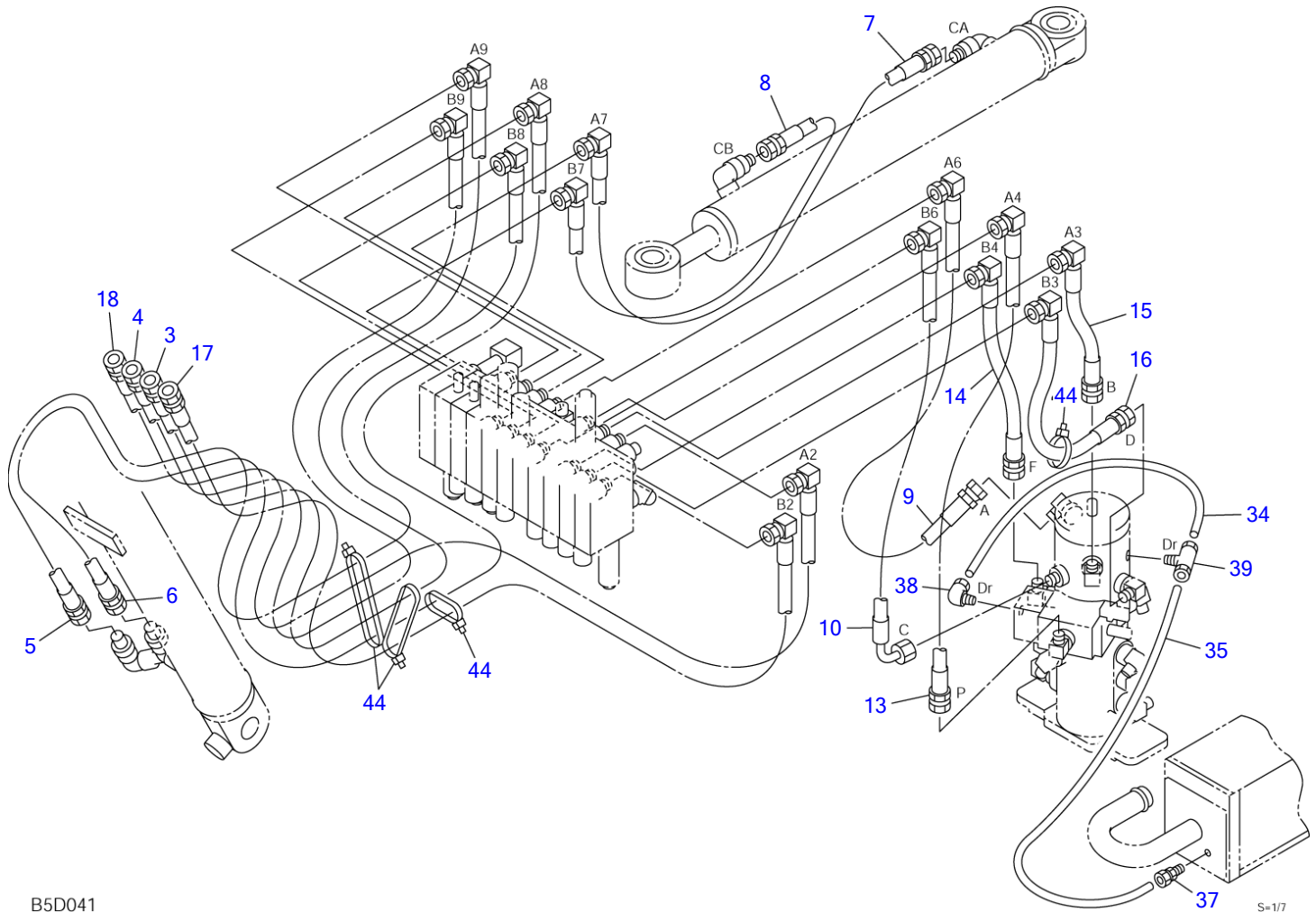
S=1/7

PIPING; UPPER (1/2) (10810004-10810660)

Item	Part number	Description	Q'ty	Chan.	Serial No.	Serv.	Remarks
		PIPING ASSY, upper					X03270-58000-1
1	0327058160	HOSE ASSY	1				
2	0327058170	HOSE ASSY	1				
11	0327055110	HOSE ASSY	1				18015-21502
11-2	1532215036	• PROTECTOR	1				sold by the meter
12	0327055130	HOSE ASSY	1				18015-21052
12-2	1532215016	• PROTECTOR	1				sold by the meter
19	0327053420	HOSE ASSY	1				
20	0327053430	HOSE ASSY	1				
21	0327055210	PIPE	1	A	10810004~10810108		
	0327056210	PIPE	1	a(H)	10810109~10810306		
	0327058210	PIPE	1		10810307~		
22	0327055240	PIPE	1	A	10810004~10810108		
	0327056220	PIPE	1	a(H)	10810109~		
23	0417002200	ADAPTOR	2				
24	0327055230	PIPE	1		10810004~10810306		
	0327058230	PIPE	1		10810307~		
25	1100040814	BOLT	1				
26	1110040820	SCREW, cap	3				
27	1140020008	WASHER, spring	1				
28	1141110008	WASHER	1				
29	1501750004	PLUG	3				
	1420010180	• O-RING	1				
30	1530516016	HOSE	1	A	10810004~10810108	M	sold by the meter
	1530516012	HOSE	1	a(H)	10810109~		sold by the meter
31	1530519042	HOSE	1		10810004~10810306		sold by the meter
	1530519043	HOSE	1		10810307~		sold by the meter
32	1530519040	HOSE	1				sold by the meter
33	1530525037	HOSE	1		10810004~10810306		sold by the meter
	1530525035	HOSE	1		10810307~		sold by the meter
40	1533700025	BAND	4				
41	1533700028	BAND	11				
42	1533700041	BAND	4				
43	1530519013	HOSE	1		10810004~10810306		sold by the meter
	1530519010	HOSE	1		10810307~		sold by the meter
44	1652201007	BAND	4		10810004~10810306		
	1652201007	BAND	3		10810307~		
45	0097210300	GUARD	1		10810004~10810306		

<<NOTE>>
 SET "A" is interchangeable
 with SET "a".

B5d032



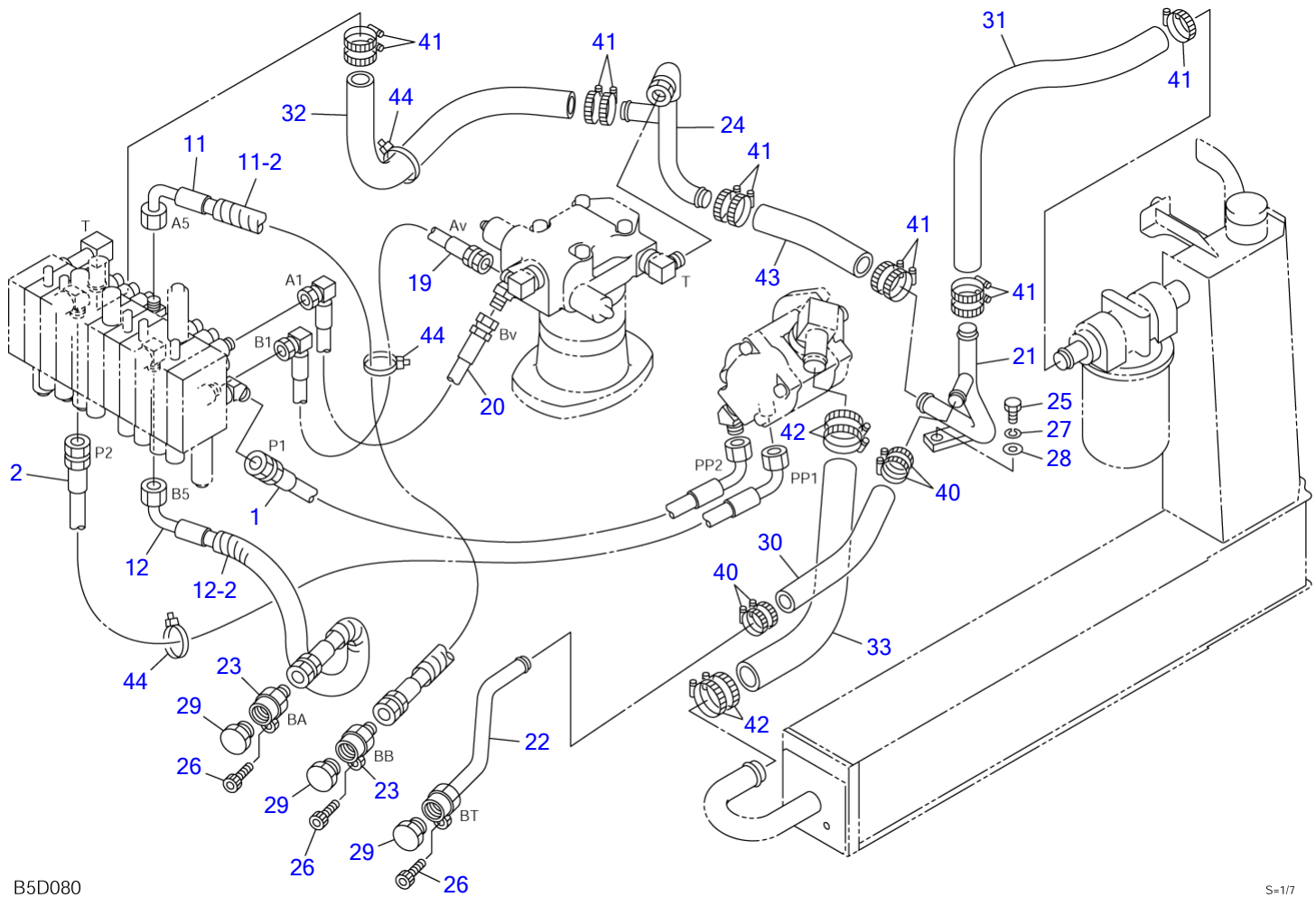
B5D041

S=1/7

PIPING; UPPER (2/2) (10810004-10810660)

Item	Part number	Description	Q'ty	Chan.	Serial No.	Serv.	Remarks
		PIPING ASSY, upper					X03270-58000-1
3	0327053260	HOSE ASSY	1				
4	0327053270	HOSE ASSY	1				
5	0327053280	HOSE ASSY	1				
6	0327053290	HOSE ASSY	1				
7	0327053300	HOSE ASSY	1				
8	0327053310	HOSE ASSY	1				
9	0327053320	HOSE ASSY	1				
10	0327053330	HOSE ASSY	1				
13	0327053360	HOSE ASSY	1				
14	0327053370	HOSE ASSY	1				
15	0327053380	HOSE ASSY	1				
16	0327053390	HOSE ASSY	1				
17	0327053400	HOSE ASSY	1				
18	0327053410	HOSE ASSY	1				
34	1532020624	TUBE	1				sold by the meter
35	1532020646	TUBE	1				sold by the meter
37	1532520601	CONNECTOR	1				
38	1532620601	ELBOW	1				
39	1532720601	TEE	1				
44	1652201007	BAND	4				
	B5d042						

TB108 Book No. BB5Z004 S/N 10810004-10812001
PIPING; UPPER (1/2) (10810661-)

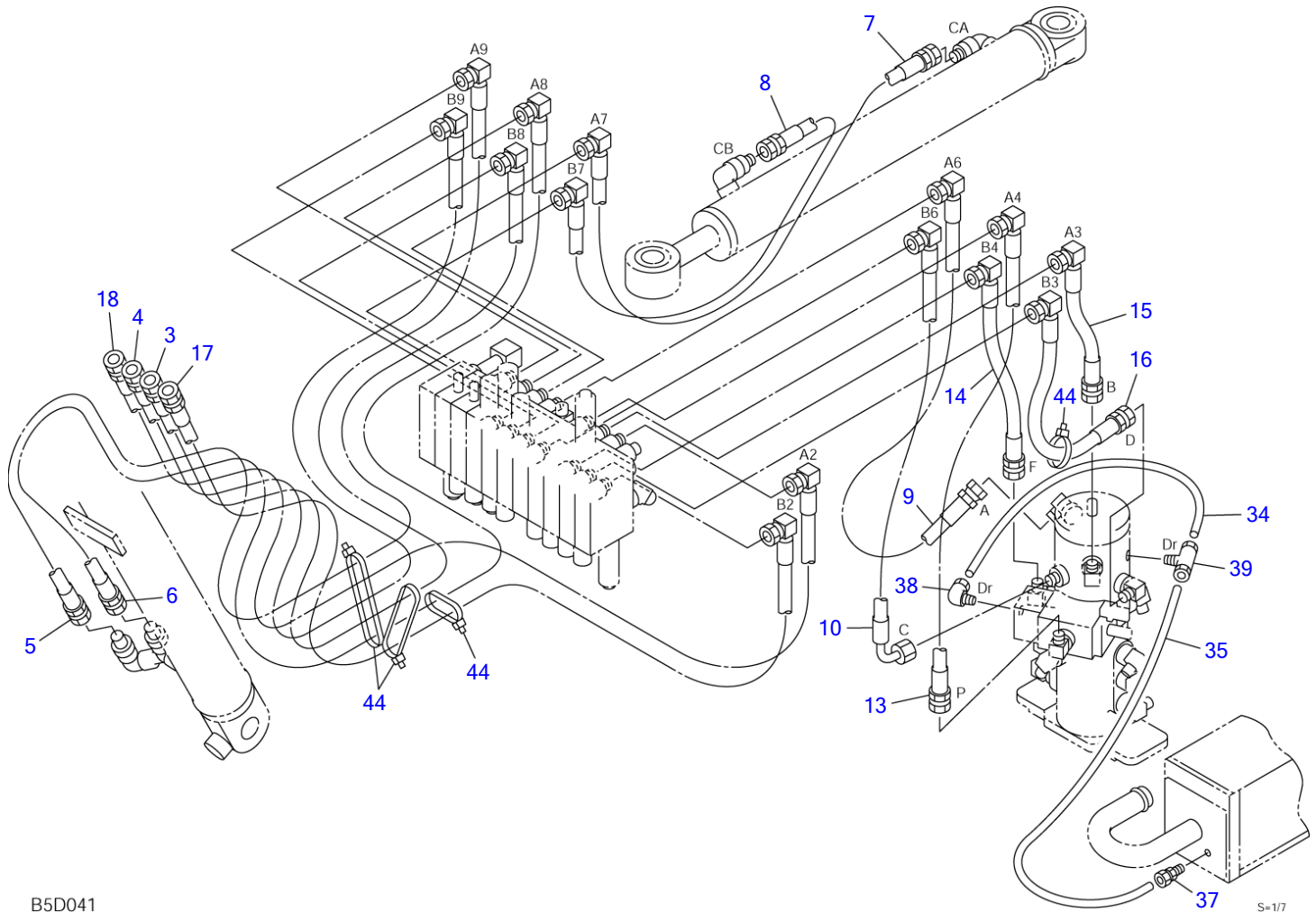


B5D080

S=1/7

PIPING; UPPER (1/2) (10810661-)

Item	Part number	Description	Q'ty	Chan.	Serial No.	Serv.	Remarks
		PIPING ASSY, upper					X03270-58600-0
1	0327058160	HOSE ASSY	1				
2	0327058170	HOSE ASSY	1				
11	0327055110	HOSE ASSY	1				18015-21502
11-2	1532215036	• PROTECTOR	1				sold by the meter
12	0327055130	HOSE ASSY	1				18015-21052
12-2	1532215016	• PROTECTOR	1				sold by the meter
19	0327053420	HOSE ASSY	1				
20	0327053430	HOSE ASSY	1				
21	0327058210	PIPE	1				
22	0327056220	PIPE	1				
23	0417002200	ADAPTOR	2				
24	0327058230	PIPE	1				
25	1100040820	BOLT	1				
26	1110040820	SCREW, cap	3				
27	1140020008	WASHER, spring	1				
28	1141110008	WASHER	1				
29	1501750004	PLUG	3				
	1420010180	• O-RING	1			M	
30	1530516012	HOSE	1				sold by the meter
31	1530519043	HOSE	1				sold by the meter
32	1530519040	HOSE	1				sold by the meter
33	1530525035	HOSE	1				sold by the meter
40	1533700025	BAND	4				
41	1533700028	BAND	11				
42	1533700041	BAND	4				
43	1530519010	HOSE	1				sold by the meter
44	1652201007	BAND	3				
	B5d080						



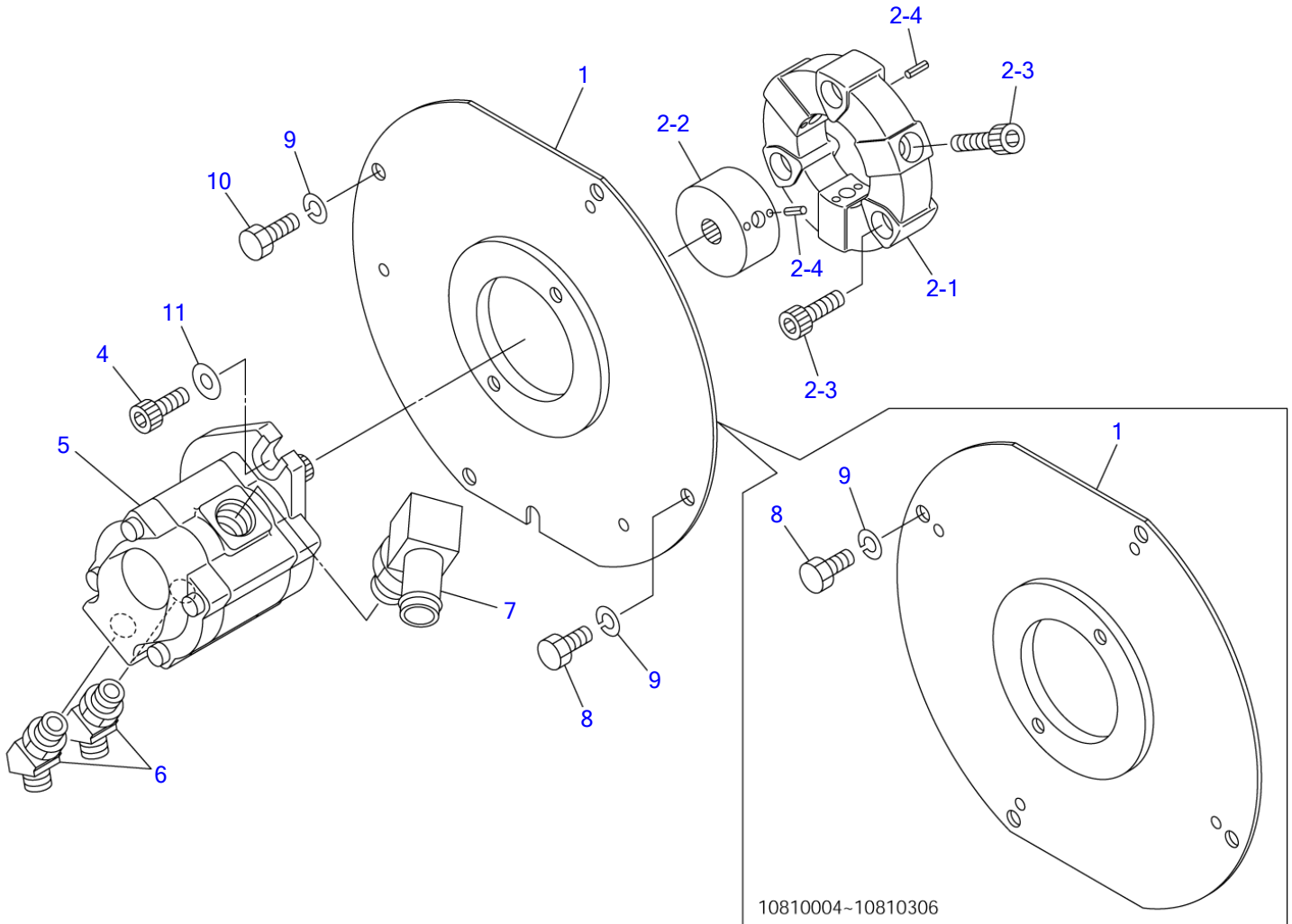
B5D041

S=1/7

PIPING; UPPER (2/2) (10810661-)

Item	Part number	Description	Q'ty	Chan.	Serial No.	Serv.	Remarks
		PIPING ASSY, upper					X03270-58600-0
3	0327058260	HOSE ASSY	1				
4	0327058270	HOSE ASSY	1				
5	0327058280	HOSE ASSY	1				
6	0327058290	HOSE ASSY	1				
7	0327053300	HOSE ASSY	1				
8	0327053310	HOSE ASSY	1				
9	0327053320	HOSE ASSY	1				
10	0327053330	HOSE ASSY	1				
13	0327053360	HOSE ASSY	1				
14	0327053370	HOSE ASSY	1				
15	0327053380	HOSE ASSY	1				
16	0327053390	HOSE ASSY	1				
17	0327058400	HOSE ASSY	1				
18	0327058410	HOSE ASSY	1				
34	1532020624	TUBE	1				sold by the meter
35	1532020646	TUBE	1				sold by the meter
37	1532520601	CONNECTOR	1				
38	1532620601	ELBOW	1				
39	1532720601	TEE	1				
44	1652201007	BAND	4				
	B5d090						

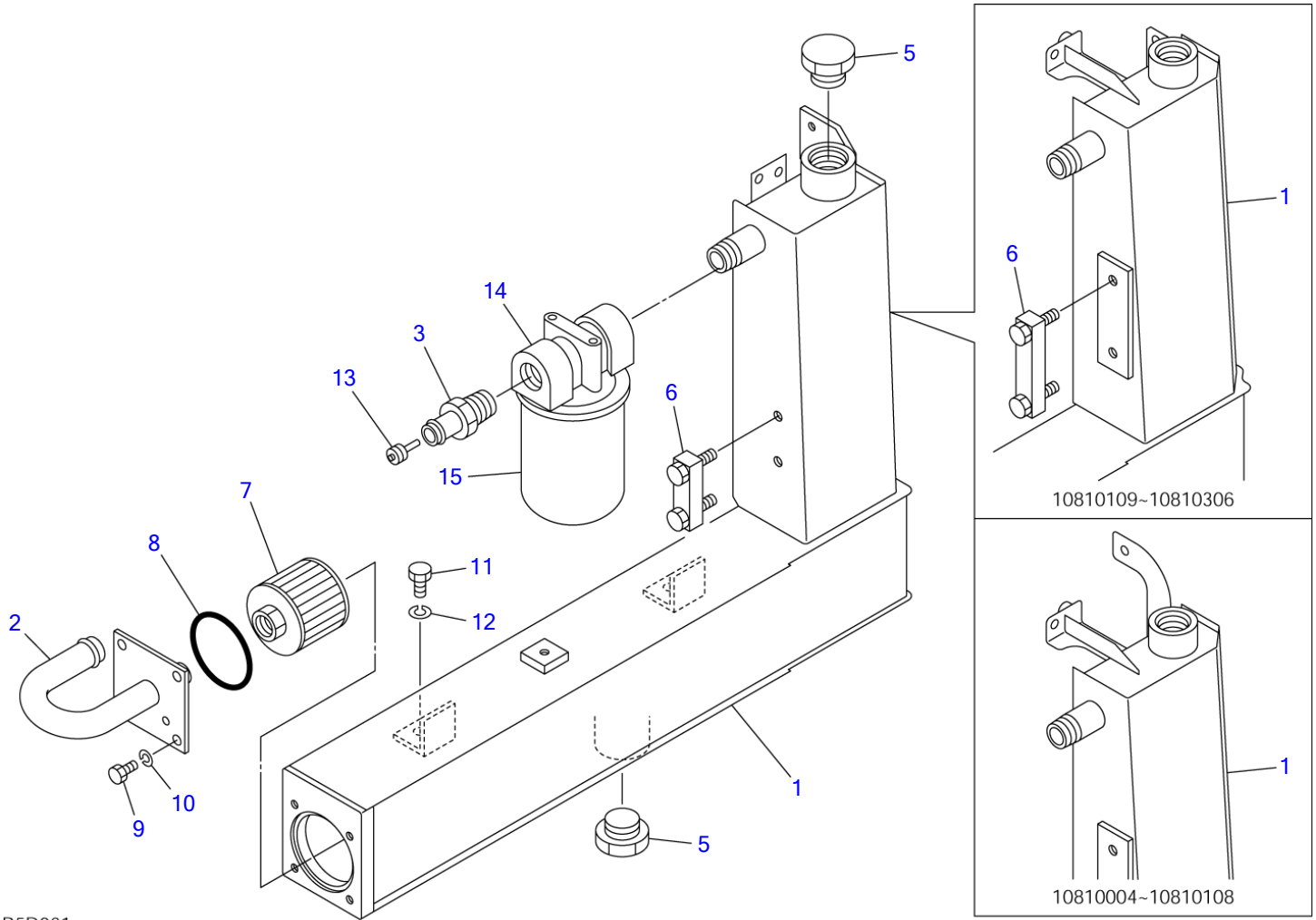
TB108 Book No. BB5Z004 S/N 10810004-10812001
PUMP DRIVE



B5D051

Item	Part number	Description	PUMP DRIVE		Serial No.	Serv.	Remarks
			Q'ty	Chan.			
		PUMP ASSY, drive					X03252-03000-4
1	0325200100	PLATE	1		10810004~10810306		
	0325203200	PLATE	1	(H)	10810307~		
2	0325202100	COUPLING ASSY	1				
2-1	0325202101	• COUPLING, frex	1				
2-2	0325202102	• COUPLING	1				
2-3	1110041030	• SCREW, cap	6				
2-4	1213000408	• PIN, spring	9				
4	1110041025	SCREW, cap	2				
5	1902018900	PUMP, hydraulic	1				
6	1515100111	ELBOW	2				
	1420010140	• O-RING	1				M
7	1513350005	CONNECTOR	1		10810004~10810114		
	1420010240	• O-RING	1				M
	1513350023	CONNECTOR	1	(H)	10810115~		
	1420010240	• O-RING	1				M
8	1100041016	BOLT	4		10810004~10810306		
	1100041016	BOLT	3		10810307~		
9	1140020010	WASHER, spring	6				
10	1100041020	BOLT	1		10810307~		
11	1141550010	WASHER	2				
	B5d051						

TB108 Book No. BB5Z004 S/N 10810004-10812001
HYDRAULIC TANK



B5D061

S=1/6

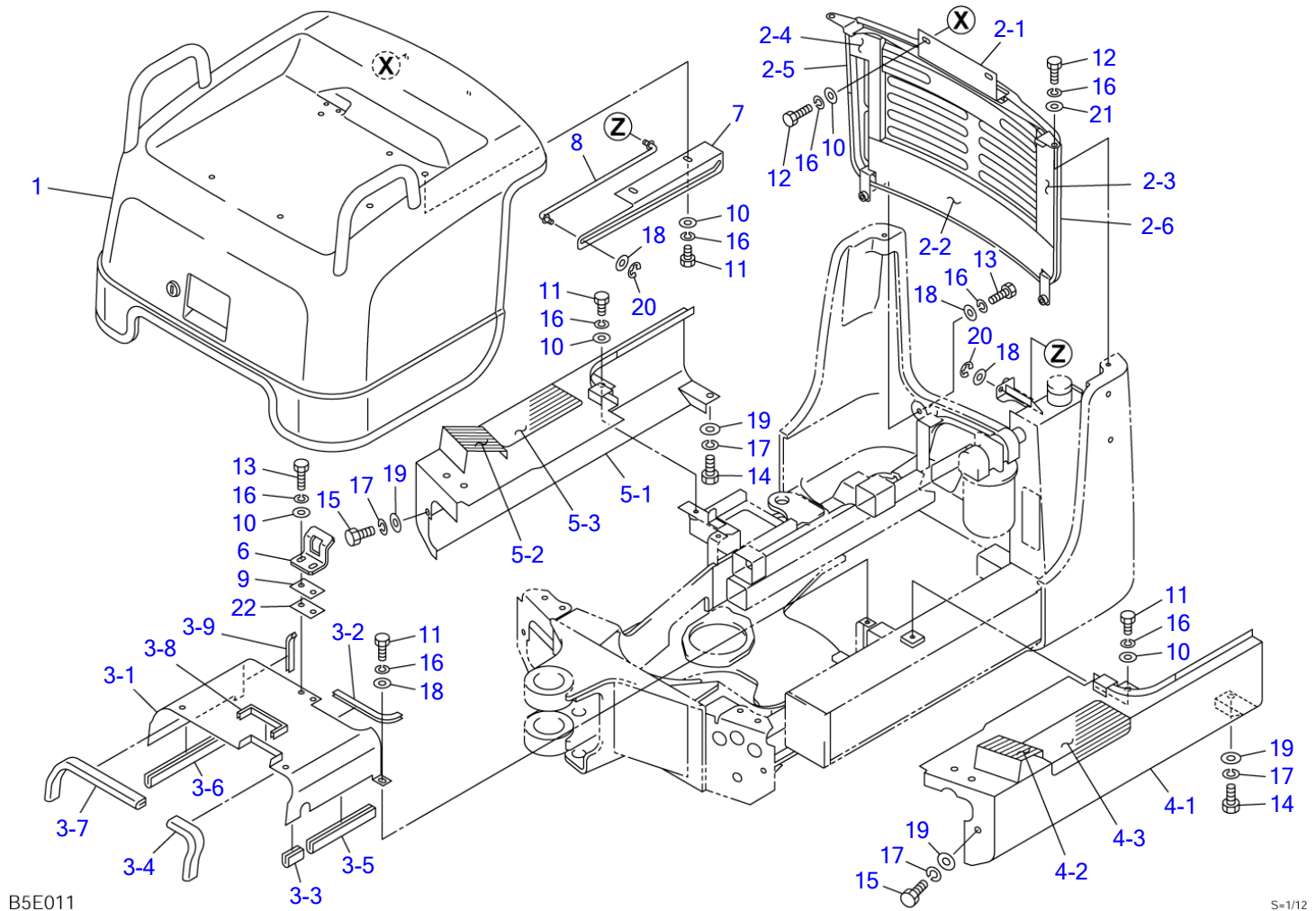
HYDRAULIC TANK

Item	Part number	Description	Q'ty	Chan.	Serial No.	Serv.	Remarks
		TANK ASSY, hydraulic					X03280-54500-0
1	0328053100	TANK, hydraulic	1		10810004~10810108		
	0328054100	TANK, hydraulic	1		10810109~10810306		
	0328054700	TANK, hydraulic	1		10810307~		
2	0328053200	FLANGE	1	(L)	10810004~10810306		
	0328054300	FLANGE	1	(H)	10810307~		
3	0418002300	ADAPTOR	1				
5	1501750010	PLUG	2				
	1420010290	• O-RING	1			M	
6	1553020685	GAUGE	1		10810004~10810306		
	1553023650	GAUGE	1		10810307~		
7	1550004150	STRAINER	1				
8	1420100750	O-RING	1				
9	1100040814	BOLT	4				
10	1140020008	WASHER, spring	4				
11	1100041020	BOLT	2				
12	1140020010	WASHER, spring	2				
13	1540142220	VALVE, bypass	1				
14	1551020190	GUARD	1				
15	1551020310	CARTRIDGE	1				
	B5d061						

FUEL TANK & FUEL PIPING

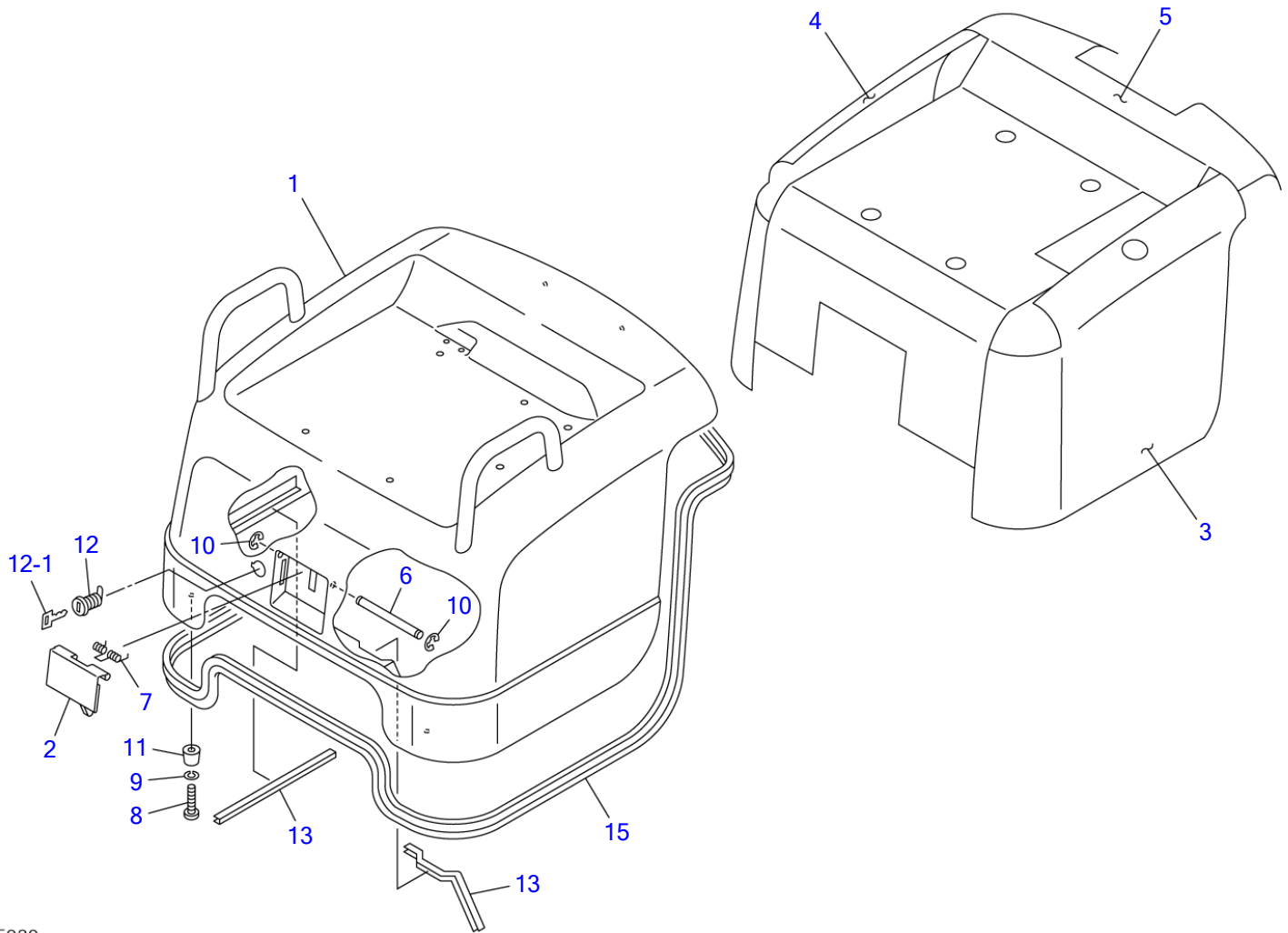
Item	Part number	Description	Q'ty	Chan.	Serial No.	Serv.	Remarks
		TANK ASSY, fuel					03281-55500-1
1	0328154100	TANK	1		10810004~10810108		
	0328155100	TANK	1		10810109~10810306		
	0328155700	TANK	1		10810307~		
2	0328154002	ADAPTOR	1	(L)	10810004~10810306		
	0007200090	ADAPTOR	1		10810307~		
4	1552001022	COVER	1				
5	1552002012	STRAINER	1				
6	1100041020	BOLT	1				
7	1100040816	BOLT	1				
8	1140020008	WASHER, spring	3				
9	1100040812	BOLT	2				
11	1531207052	HOSE	2				sold by the meter
12	1531207045	HOSE	1				sold by the meter
13	1531207068	HOSE	1				sold by the meter
14	1531211067	HOSE	1				sold by the meter
15	1531211076	HOSE	1				sold by the meter
16	1910065047	BEND	1				Y 119840-59601
17	1533120012	BAND	8				
18	1533120010	BAND	6				
19	0007300035	CLAMP	2				
21	1141110008	WASHER	1				
22	1654306028	SPONGE	1		10810004~10810306		sold by the meter
24	1531115015	PROTECTOR	2				sold by the meter
25	1531115010	PROTECTOR	1				sold by the meter
26	1531115073	PROTECTOR	1				sold by the meter
27	1531010030	PROTECTOR	1				sold by the meter
28	1533700015	BAND	2				
29	1553000001	FLOAT	1				
30	0339330900	DECAL	1				
31	1531115025	PROTECTOR	1				sold by the meter
32	1531115037	PROTECTOR	1				sold by the meter
33	1531115048	PROTECTOR	3				sold by the meter
34	1140020010	WASHER, spring	1				
35	1141110010	WASHER	1				
36	1652201005	BAND	4				

B5d072



COVER (1/2) (10810004-10810306)

Item	Part number	Description	Q'ty	Chan.	Serial No.	Serv.	Remarks
		COVER ASSY					X03282-56000-4
1	0328256100	HOOD, engine	1				2)/see page (2/2)
2	0328256300	COVER ASSY, rear	1				
2-1	0328256400	· COVER	1				
2-2	0328256302	· ABSORBENT, noise	1				
2-3	0328256303	· ABSORBENT, noise	1				
2-4	0328256304	· ABSORBENT, noise	1				
2-5	1654318014	· SPONGE	1				sold by the meter
2-6	1654318100	· SPONGE	1				sold by the meter
3	0328256500	COVER ASSY, center	1				
3-1	0328256510	· COVER	1				
3-2	1653916014	· TRIM	1				sold by the meter
3-3	1654606003	· SEAL	1				sold by the meter
3-4	1654606013	· SEAL	1				sold by the meter
3-5	1654606016	· SEAL	1				sold by the meter
3-6	1654606021	· SEAL	1				sold by the meter
3-7	1654606028	· SEAL	1				sold by the meter
3-8	1654605012	· SEAL	1				sold by the meter
3-9	1653916008	· TRIM	1				sold by the meter
4	0328256600	COVER ASSY, side (L.H.)	1				
4-1	0328256610	· COVER, side (L.H.)	1				
4-2	0333241250	· SHEET	1				
4-3	0358202400	· SHEET	1				
5	0328256700	COVER ASSY, side (R.H.)	1				
5-1	0328256710	· COVER, side (R.H.)	1				
5-2	0333241250	· SHEET	1				
5-3	0358202400	· SHEET	1				
6	0328256006	HOOK	1				
7	0328256007	PLATE	1				
8	0328254080	ROD	1				
9	0003900028	SPACER	1				
10	0003608252	WASHER	8				
11	1100040816	BOLT	8				
12	1100040820	BOLT	4				
13	1100040825	BOLT	4				
14	1100041020	BOLT	2				
15	1100041025	BOLT	6				
16	1140020008	WASHER, spring	16				
17	1140020010	WASHER, spring	8				
18	1141110008	WASHER	8				
19	1141110010	WASHER	8				
20	1224010006	RING, retaining	2				
21	1141550008	WASHER	2				
22	0003900027	SPACER	AR				t=2.3
	B5e011						

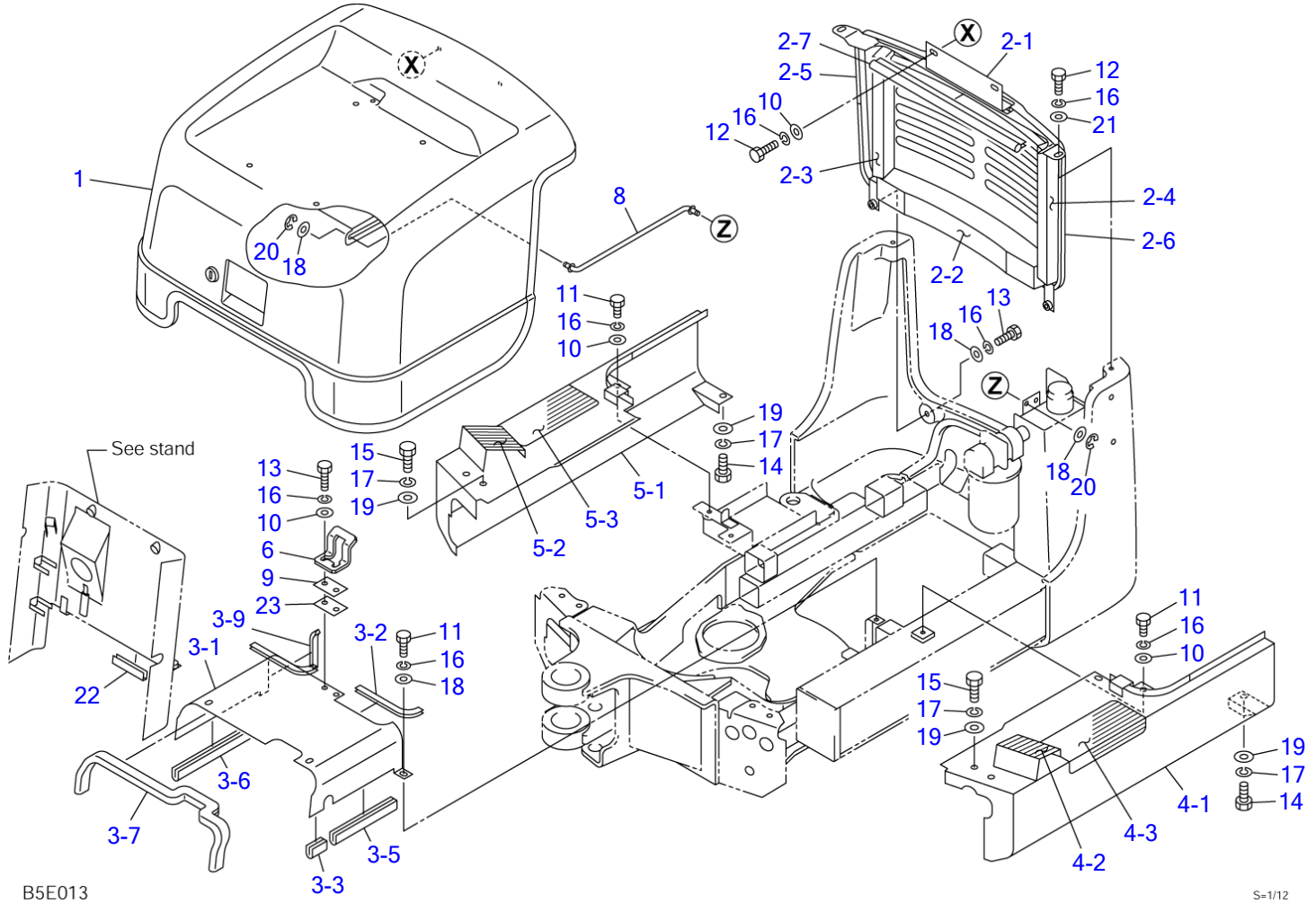


B5E020

S=1/10

COVER (2/2) (engine hood; 10810004-10810306)

Item	Part number	Description	Q'ty	Chan.	Serial No.	Serv.	Remarks
0-1	0328256100	HOOD, engine	1				
1	0328256200	▪ HOOD, engine	1				
2	0328256120	▪ HANDLE	1				
3	0328256106	▪ ABSORBENT, noise (L.H.)	1				
4	0328256107	▪ ABSORBENT, noise (R.H.)	1				
5	0328256105	▪ ABSORBENT, noise	1				
6	0004206111	▪ SHAFT	1				
7	0007000095	▪ SPRING	1				
8	1120530416	▪ SCREW	2				
9	1140020004	▪ WASHER, spring	2				
10	1224010004	▪ RING, retaining	2				
11	1652112320	▪ RUBBER	2				
12	1653611836	▪ LOCK	1				
12-1	1700100019	▪ KEY	1				
13	1653916023	▪ TRIM	2				sold by the meter
15	1654606296	▪ SEAL	1				sold by the meter
	B5e023						



COVER (1/2) (10810307-)

Item	Part number	Description	Q'ty	Chan.	Serial No.	Serv.	Remarks
		COVER ASSY					X03282-57000-1
1	0328257100	HOOD, engine	1				2)/see page (2/2)
2	0328257300	COVER ASSY, rear	1				
2-1	0328257900	• COVER	1				
2-2	0328257302	• ABSORBENT, noise	1				
2-3	0328257303	• ABSORBENT, noise	1				
2-4	1654342030	• SPONGE	1				sold by the meter
2-5	1654318014	• SPONGE	1				sold by the meter
2-6	1654318100	• SPONGE	1				sold by the meter
2-7	1654625038	• SEAL	1				sold by the meter
3	0328257500	COVER ASSY, center	1				
3-1	0328257520	• COVER	1				
3-2	1653916014	• TRIM	1				sold by the meter
3-3	1654606003	• SEAL	1				sold by the meter
3-5	1654606015	• SEAL	1				sold by the meter
3-6	1654606020	• SEAL	1				sold by the meter
3-7	1654606050	• SEAL	1				sold by the meter
3-9	1653916008	• TRIM	1				sold by the meter
4	0328257600	COVER ASSY, side (L.H.)	1				
4-1	0328257610	• COVER, side (L.H.)	1				
4-2	0333241250	• SHEET	1				
4-3	0358202400	• SHEET	1				
5	0328257700	COVER ASSY, side (R.H.)	1				
5-1	0328257710	• COVER, side (R.H.)	1				
5-2	0333241250	• SHEET	1				
5-3	0358202400	• SHEET	1				
6	0328257006	HOOK	1				
8	0328257080	ROD	1				
9	0003900028	SPACER	1				
10	0003608252	WASHER	6				
11	1100040816	BOLT	6				
12	1100040820	BOLT	4				
13	1100040825	BOLT	4				
14	1100041020	BOLT	2				
15	1100041025	BOLT	4				
16	1140020008	WASHER, spring	12				
17	1140020010	WASHER, spring	6				
18	1141110008	WASHER	8				
19	1141110010	WASHER	6				
20	1224010006	RING, retaining	2				
21	1141550008	WASHER	2				
22	1654623008	SEAL	1				sold by the meter
23	0003900027	SPACER	AR				t=2.3

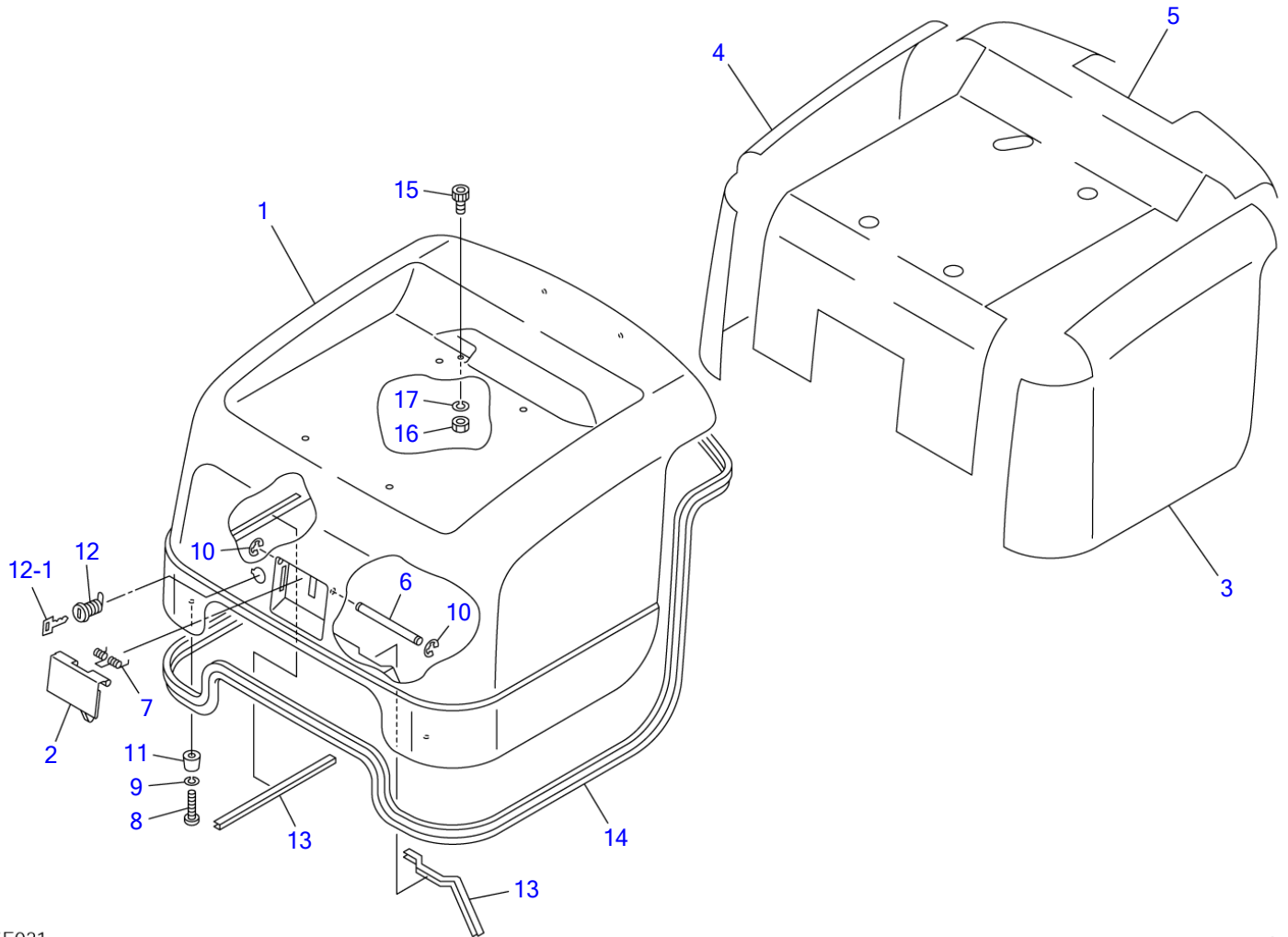
<<NOTE>>

Page 5-3 Item 2-1 (03282-57900)

is interchangeable with

Page 5-1 Item 2-1 (03282-56400)

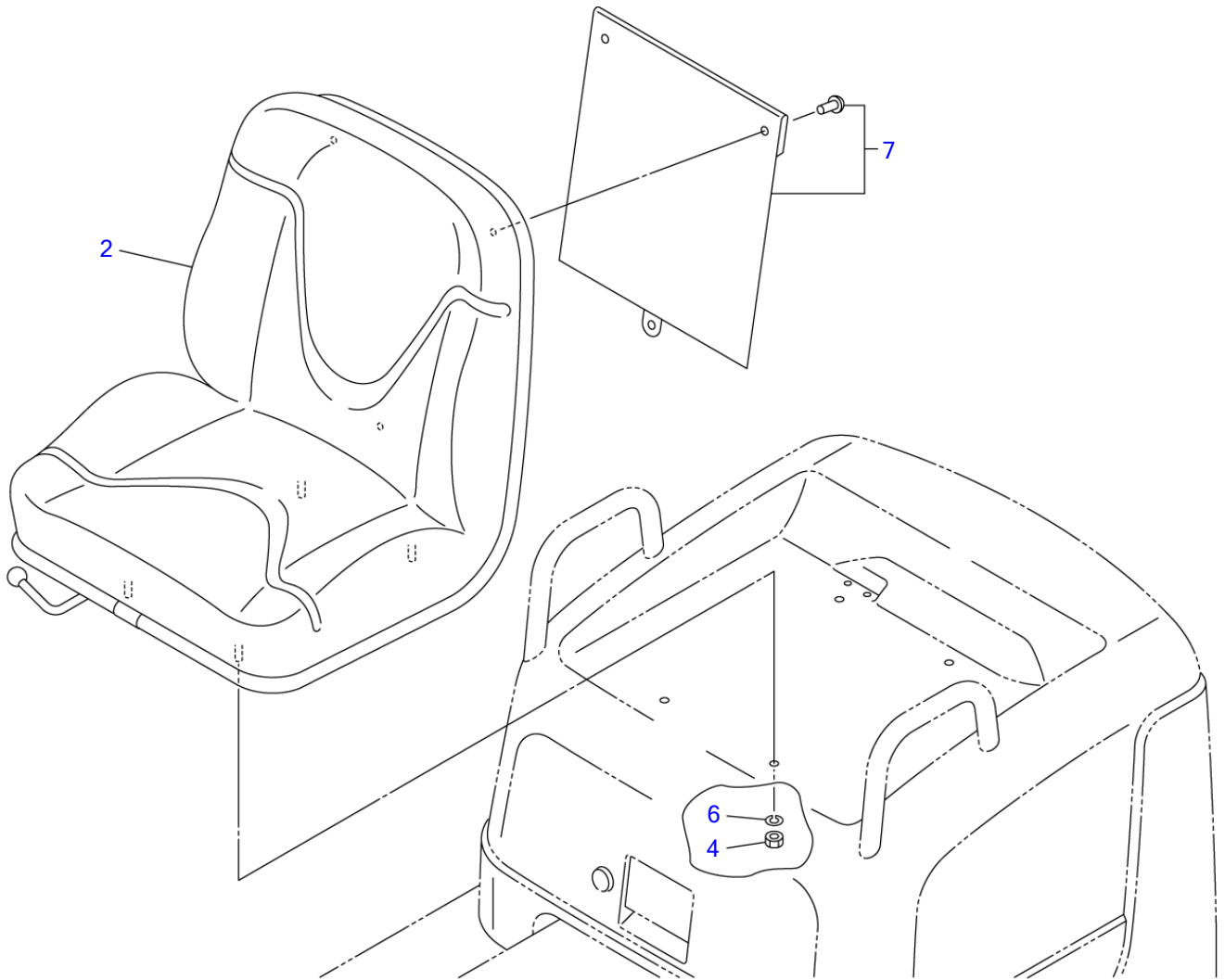
B5e014



B5E021

S-1/10

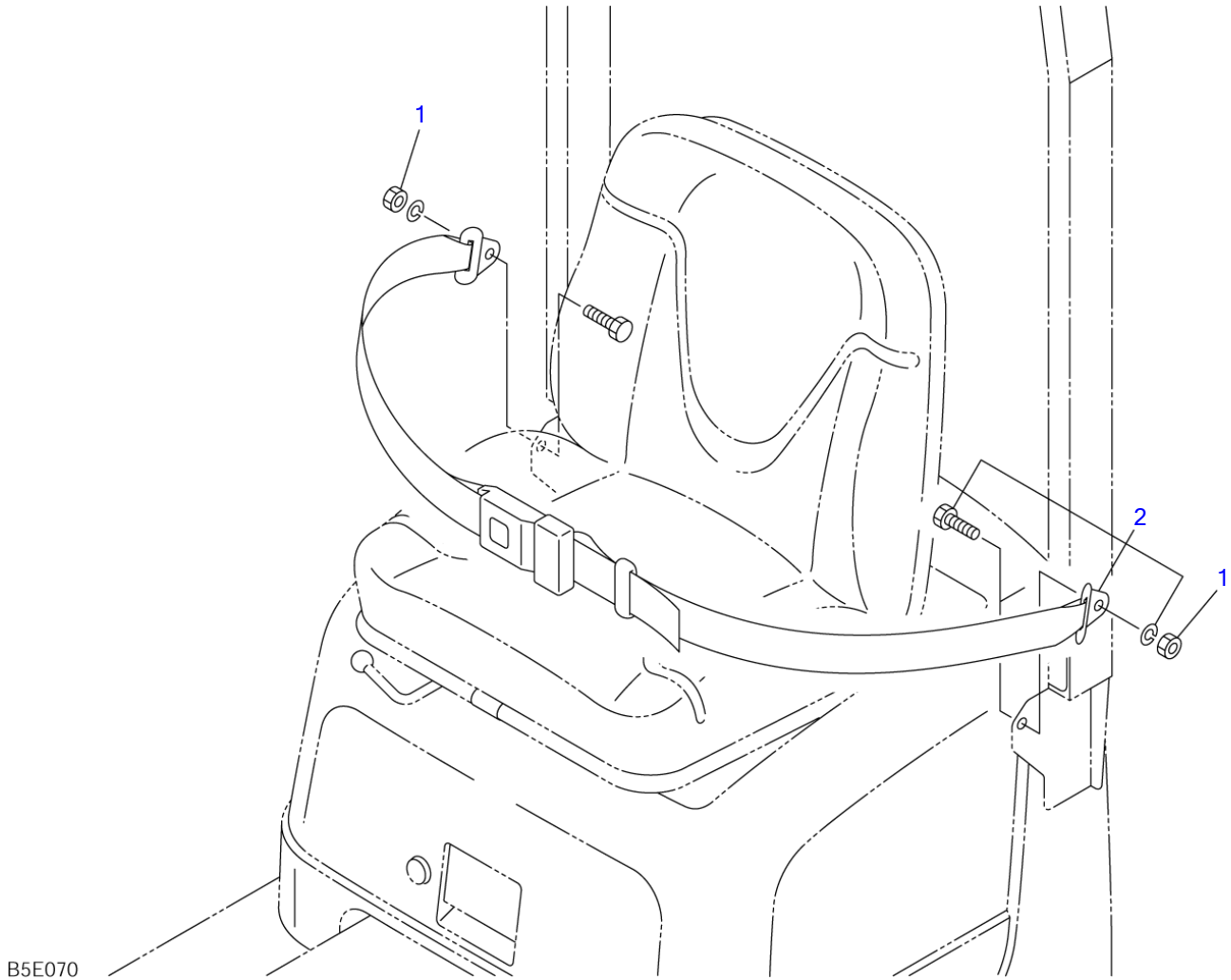
COVER (2/2) (engine hood; 10810307-)							
Item	Part number	Description	Q'ty	Chan.	Serial No.	Serv.	Remarks
0-1	0328257100	HOOD, engine	1				
1	0328257800	▪ HOOD, engine	1				
2	0328257120	▪ HANDLE	1				
3	0328257103	▪ ABSORBENT, noise (L.H.)	1				
4	0328257104	▪ ABSORBENT, noise (R.H.)	1				
5	0328257105	▪ ABSORBENT, noise	1				
6	0004206111	▪ SHAFT	1				
7	0007000095	▪ SPRING	1				
8	1120530416	▪ SCREW	2				
9	1140020004	▪ WASHER, spring	2				
10	1224010004	▪ RING, retaining	2				
11	1652112320	▪ RUBBER	2				
12	1653611836	▪ LOCK	1				
12-1	1700100019	▪ KEY	1				
13	1653916023	▪ TRIM	2				sold by the meter
14	1654606296	▪ SEAL	1				sold by the meter
15	1110040816	▪ SCREW, cap	1				
16	1130040008	▪ NUT	1				
17	1140020008	▪ WASHER, spring	1				
	B5e024						



B5E030

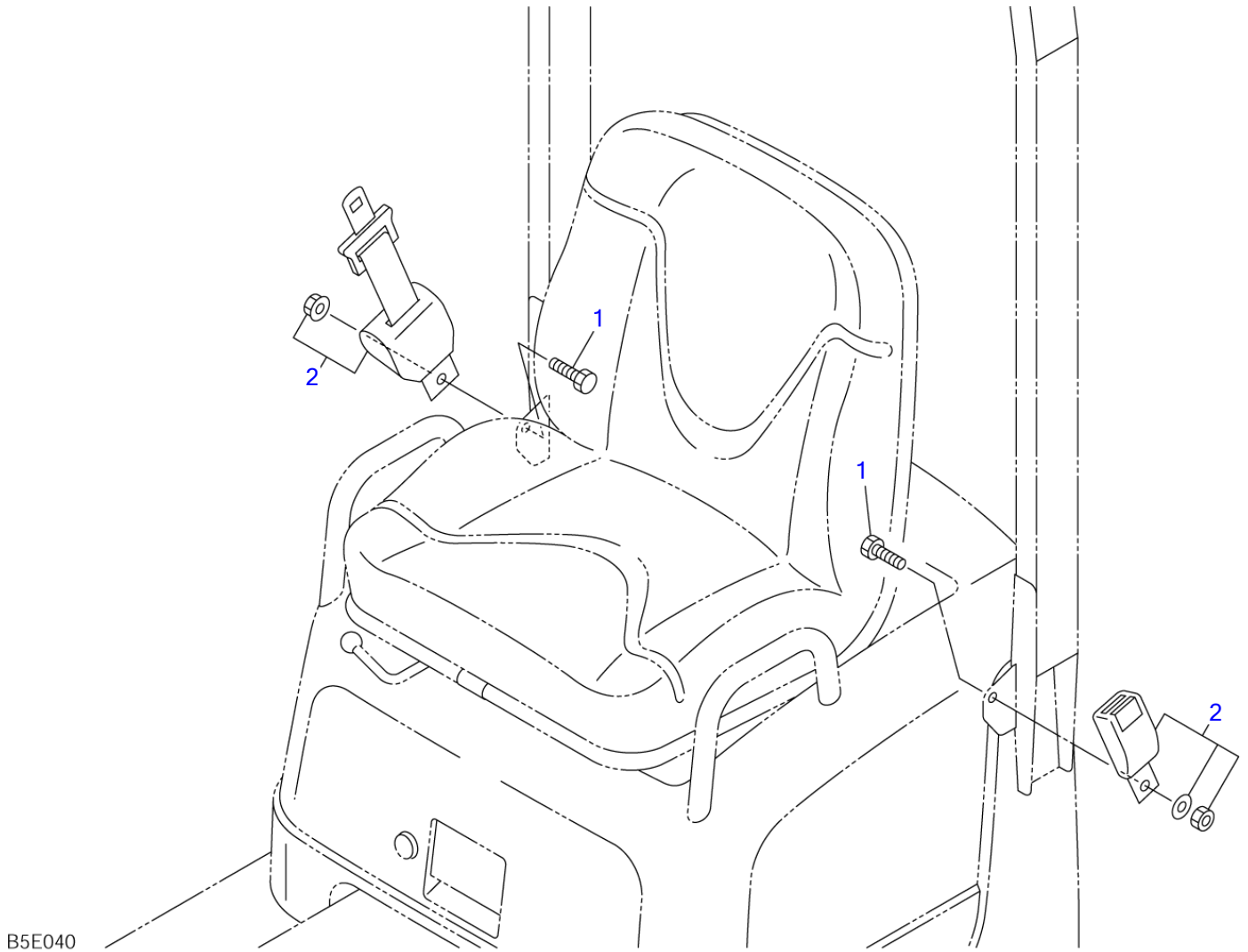
S=1/8

Item	Part number	Description	Q'ty	SEAT			Remarks
				Chan.	Serial No.	Serv.	
		SEAT ASSY					X03234-25000-2
2	1914100087	SEAT	1				
4	1130040008	NUT	4				
6	1140020008	WASHER, spring	4				
7	1914100088	CASE	1				
	B5e030						



SEAT BELT

Item	Part number	Description	Q'ty	Chan.	Serial No.	Serv.	Remarks
1	1132940719	BELT ASSY, seat					X03234-26100-0
2	1914100080	NUT	2				
	B5e070	BELT, seat	1				

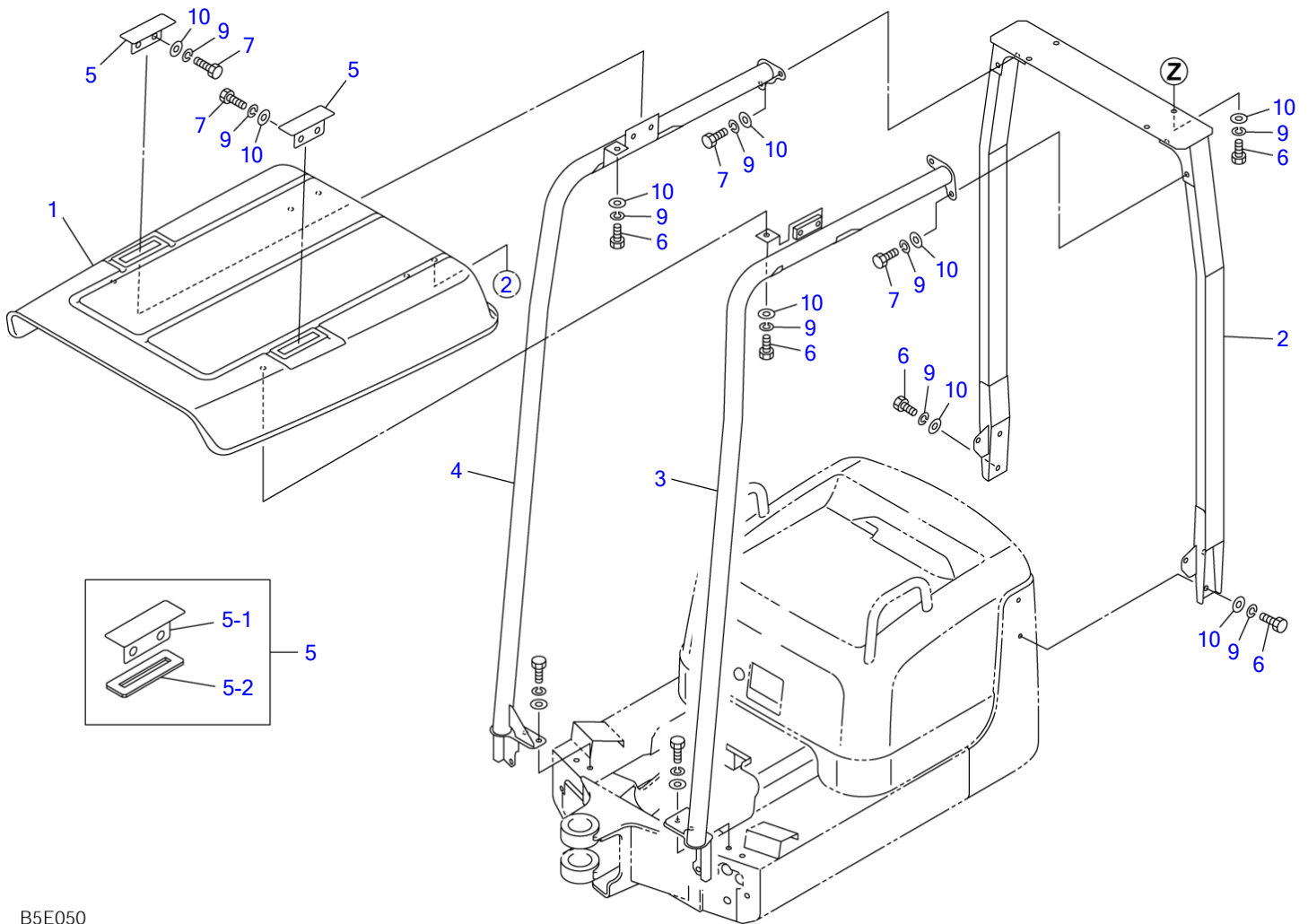


B5E040

S=1/7

SEAT BELT (retractable)

Item	Part number	Description	Q'ty	Chan.	Serial No.	Serv.	Remarks
		RETRACTABLE TYPE					
		BELT ASSY, seat					X03234-26000-0
1	1111940725	BOLT	2				
2	1914100068	BELT, seat	1				
	B5e040						

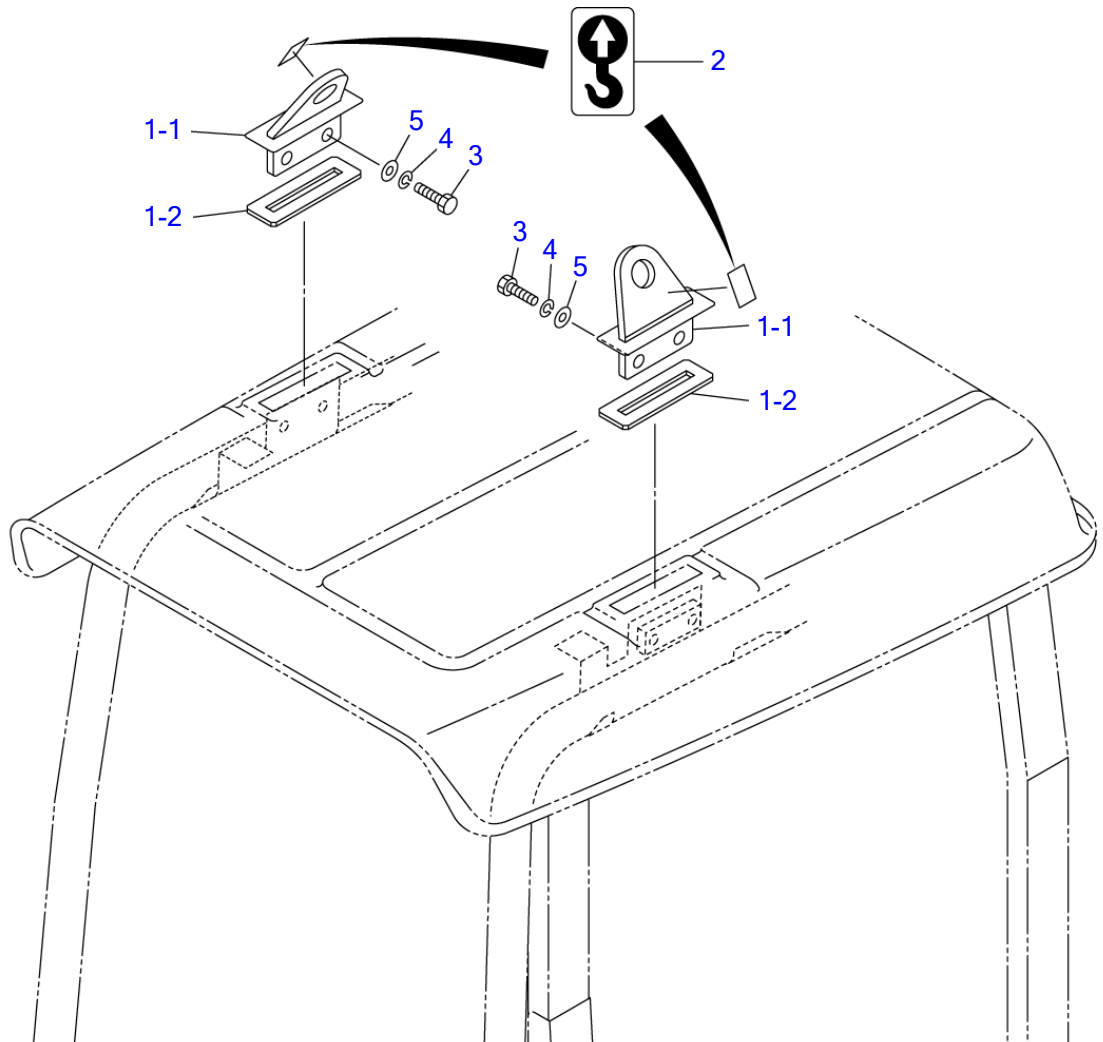


B5E050

S=1/15, 1/10

CANOPY (10810004-10810306)

Item	Part number	Description	Q'ty	Chan.	Serial No.	Serv.	Remarks
		CANOPY ASSY					X03284-55000-1
1	0328455100	ROOF	1				
2	0328455200	POLE	1				
3	0328455300	POLE (L.H.)	1				
4	0328455400	POLE (R.H.)	1				
5	0328455500	PLATE ASSY	2				
5-1	0328455510	· PLATE	1				
5-2	0328455502	· SPONGE	1				
6	1100041020	BOLT	10				
7	1100041025	BOLT	8				
9	1140020010	WASHER, spring	18				
10	1141110010	WASHER	18				
	B5e050						

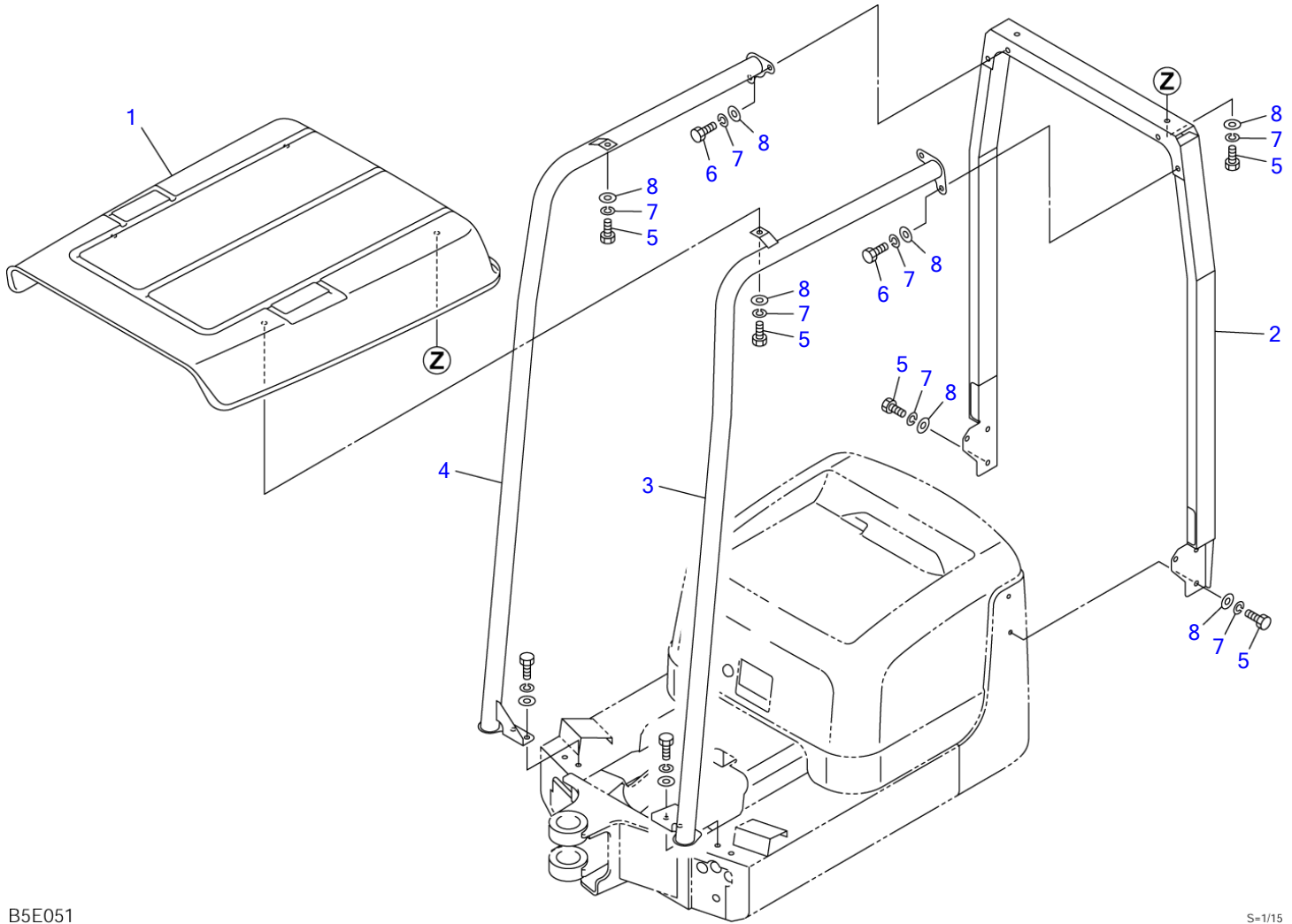


B5E060

S=1/8

HOOK (10810004-10810306)

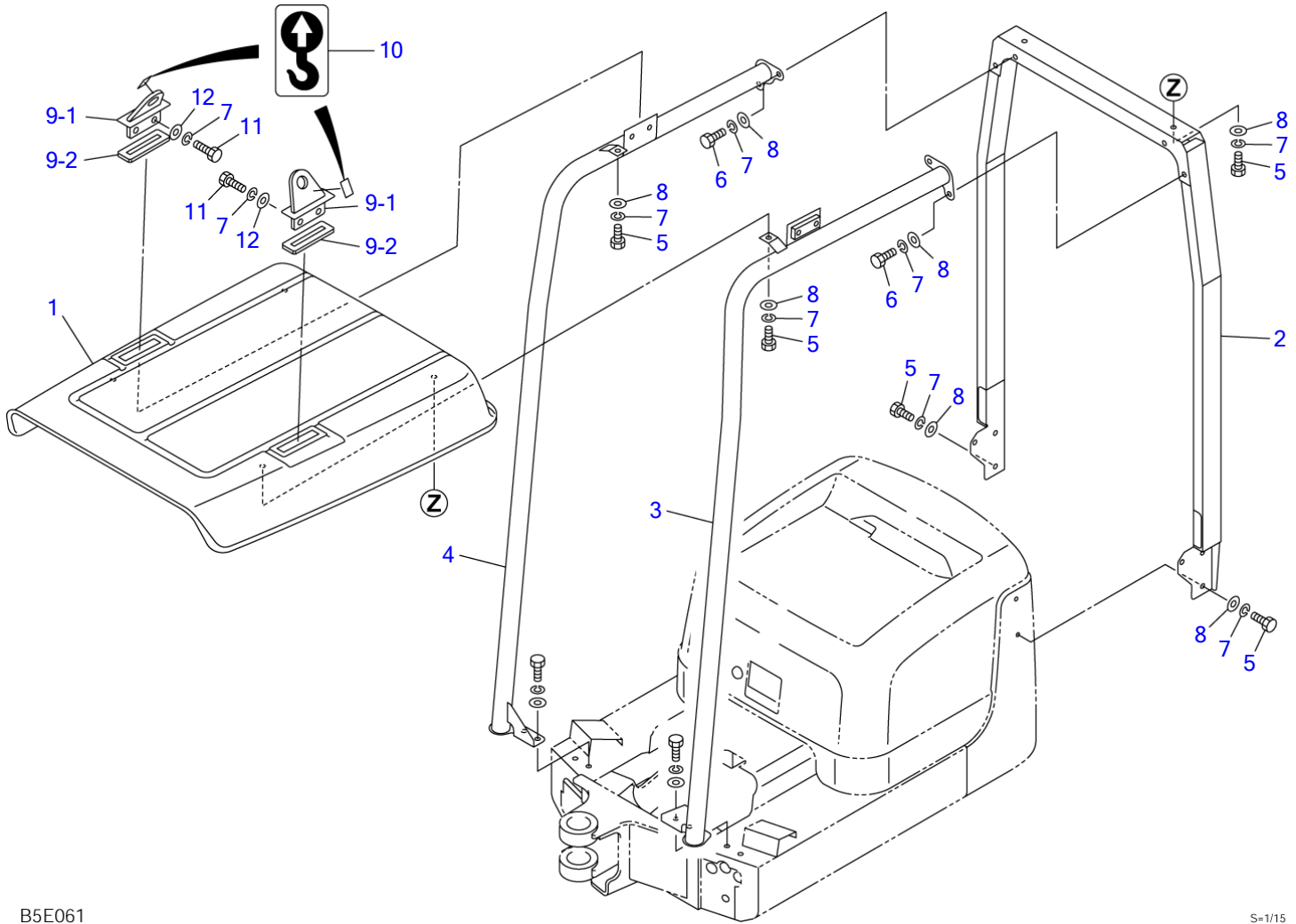
Item	Part number	Description	Q'ty	Chan.	Serial No.	Serv.	Remarks
		HOOK ASSY					X03284-56000-2
1	0328456100	HOOK ASSY	2				
1-1	0328456110	• HOOK	2				
1-2	0328455502	• SPONGE	2				
2	0399300500	DECAL	2				
3	1100041035	BOLT	4				
4	1140020010	WASHER, spring	4				
5	0003600025	WASHER	4				
	B5e060						



B5E051

S=1/15

CANOPY (10810307-)						
Item	Part number	Description	Q'ty	Chan.	Serial No.	Serv. Remarks
		CANOPY ASSY				X03284-57000-1
1	0328457100	ROOF	1			
2	0328457200	POLE	1			
3	0328457300	POLE (L.H.)	1			
4	0328457400	POLE (R.H.)	1			
5	1100041020	BOLT	8			
6	1100041030	BOLT	8			M
7	1140020010	WASHER, spring	16			M
8	1141110010	WASHER	16			M
	B5e052					

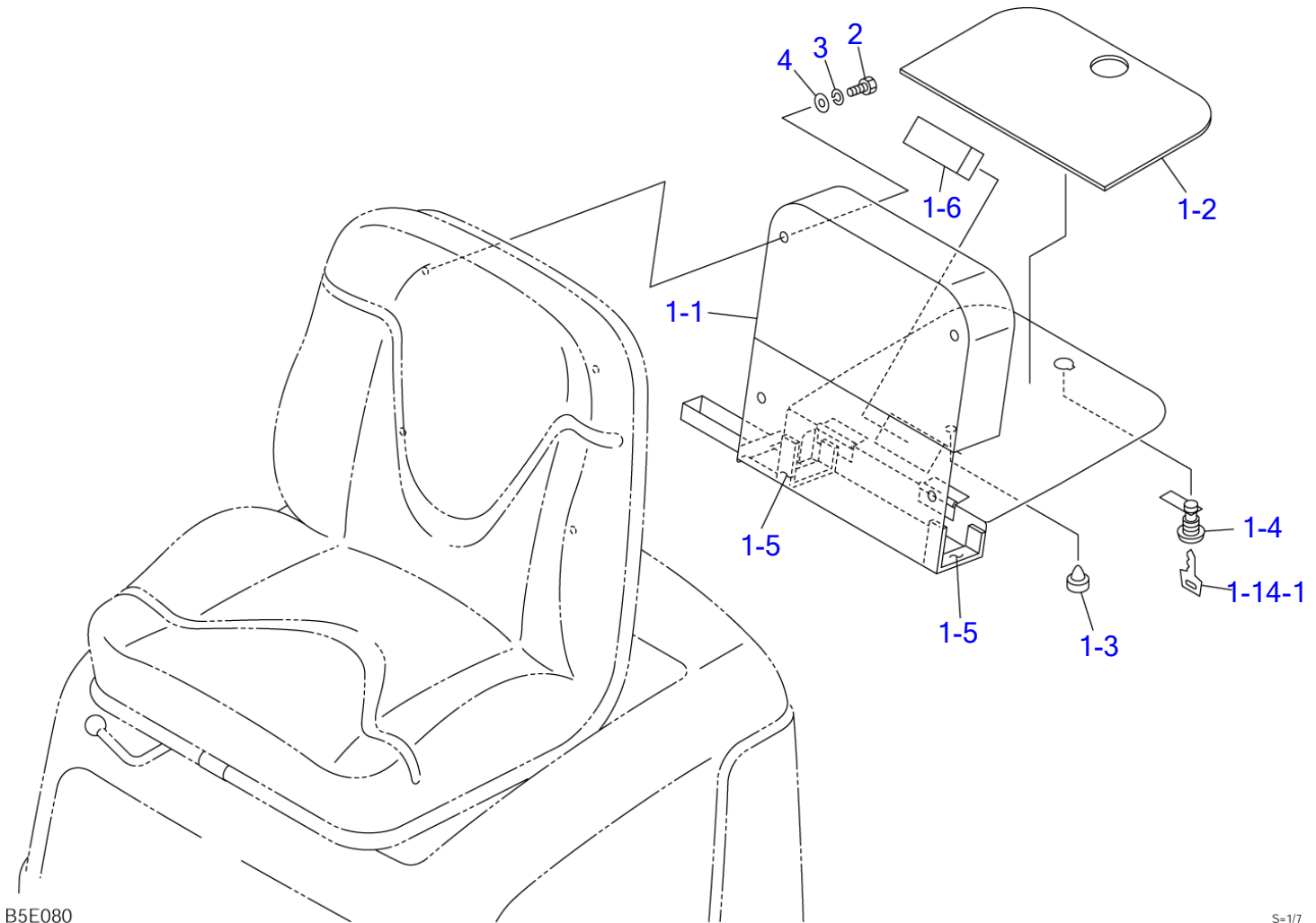


B5E061

S=1/15

CANOPY (with hook; 10810307-)

Item	Part number	Description	Q'ty	Chan.	Serial No.	Serv.	Remarks
		CANOPY ASSY					X03284-59000-1
1	0328459100	ROOF	1				
2	0328457200	POLE	1				
3	0328459300	POLE (L.H.)	1				
4	0328459400	POLE (R.H.)	1				
5	1100041020	BOLT	8				
6	1100041030	BOLT	8			M	
7	1140020010	WASHER, spring	20			M	
8	1141110010	WASHER	16			M	
9	0328456100	HOOK ASSY	2				
9-1	0328456110	• HOOK	1				
9-2	0328455502	• SPONGE	1				
10	0399300500	DECAL	2				
11	1100041035	BOLT	4				
12	0003600025	WASHER	4				
	B5e062						

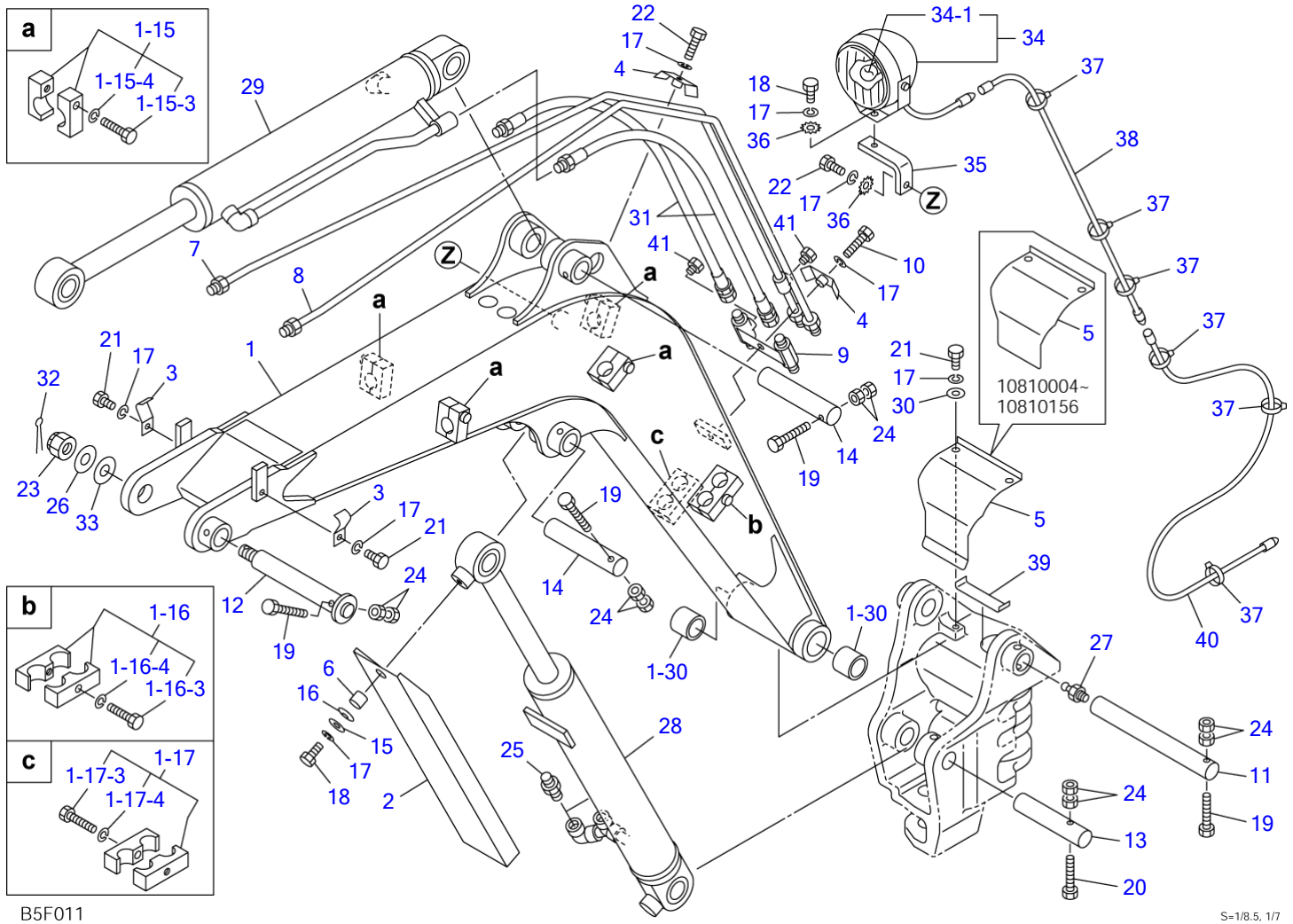


B5E080

S=1/7

Item	Part number	Description	TOOL BOX			Remarks
			Q'ty	Chan.	Serial No.	
		BOX ASSY				X03234-27000-0
1	0323427300	BOX SUB ASSY	1			
1-1	0323427400	• BOX	1			
1-2	0323427302	• SPONGE	1			
1-3	1652505500	• CUSHION, rubber	1			
1-4	1653611836	• LOCK	1			
1-14-1	1700100019	• KEY	1			
1-5	1654301013	• SPONGE	2			
1-6	1654342008	• SPONGE	1			
2	1100040816	BOLT	4			
3	1140020008	WASHER, spring	4			
4	1141110008	WASHER	4			
	B5e080					

TB108 Book No. BB5Z004 S/N 10810004-10812001
BOOM

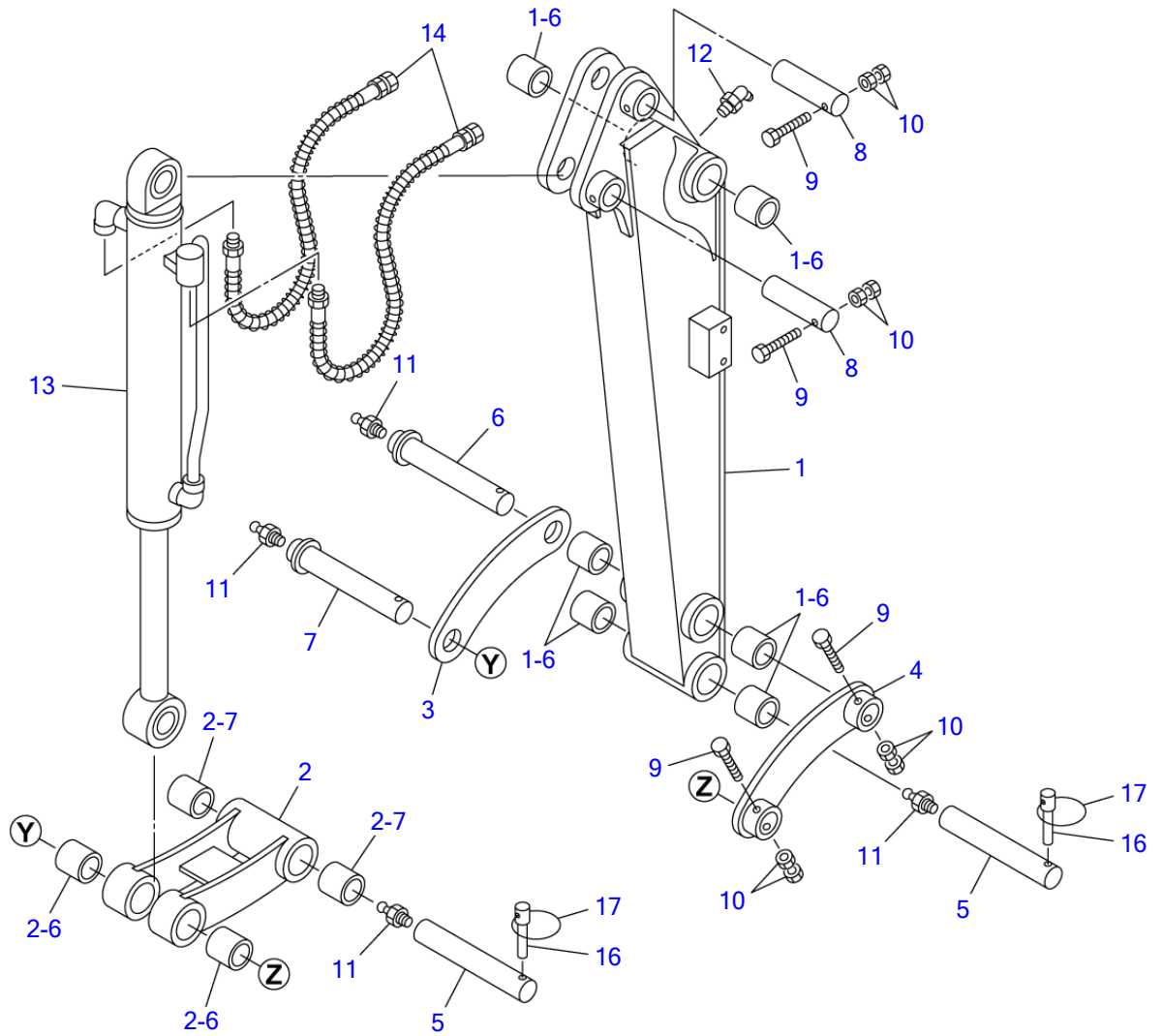


B5F011

S=1/8.5, 1/7

Item	Part number	Description	BOOM		Serial No.	Serv.	Remarks
			Q'ty	Chan.			
		BOOM ASSY					X03260-58500-1
1	0326053100	BOOM	1				
1-15	0326053150	• CLAMP ASSY	4				
1-15-3	1100040835	• • BOLT	1				
1-15-4	1140020008	• • WASHER, spring	1				
1-16	0326053160	• CLAMP ASSY	1				
1-16-3	1100040835	• • BOLT	1				
1-16-4	1140020008	• • WASHER, spring	1				
1-17	0326053170	• CLAMP ASSY	1				
1-17-3	1100040835	• • BOLT	1				
1-17-4	1140020008	• • WASHER, spring	1				
1-30	0002400064	• BUSHING	2				
2	0326053200	COVER, rod	1				
3	0416003300	CLAMP	2				
4	0416003400	CLAMP	2				
5	0326053500	COVER	1		10810004~10810156		
	0326056500	COVER	1		10810157~		
6	0003600160	COLLAR	1				
7	0326053210	PIPE (R.H.)	1				
8	0326051220	PIPE (L.H.)	1				
9	0326053900	JOINT	1				
10	1100040830	BOLT	1				
11	0011570006	PIN	1				
12	0011900003	PIN	1				
13	0011510001	PIN	1		10810004~10810246		
	0011512005	PIN	1		10810247~		
14	0001600125	PIN	2				
15	0003608003	WASHER	1				
16	1225121016	WASHER, conical	1				
17	1140020008	WASHER, spring	9				
18	1100040816	BOLT	3				
19	1103040855	BOLT	4				
20	1103040865	BOLT	1		10810004~10810246		
	1103040875	BOLT	1		10810247~		
21	1100040812	BOLT	4				
22	1100040825	BOLT	2				
23	1132030018	NUT	1				
24	1130240008	NUT	10				
25	1515600200	ADAPTOR	2				
	1420010110	• O-RING	1			M	
26	0003620384	WASHER	1				
27	1560001000	FITTING, grease	1				
28	1900087500	CYLINDER, boom	1		10810004~10810246		
	1900088800	CYLINDER, boom	1		10810247~		
29	1900087400	CYLINDER, arm	1				
30	1141110008	WASHER	4				
31	0326053700	HOSE ASSY	2				
32	1210010435	PIN, split	1				
33	0003102610	SHIM	1				
34	1703002600	LAMP	1				
34-1	1703000203	• BULB	1				
35	0326051800	PLATE	1				
36	1140330008	WASHER	2				
37	1652201005	BAND	6				
38	0326051900	HARNESS, wiring	1				
39	0326053850	RUBBER	1		10810004~10810660		
	0326058550	RUBBER	1		10810661~		
40	0414202600	WIRE	1				
41	1501750002	PLUG	2				
	1420010110	• O-RING	1			M	
	B5f013						

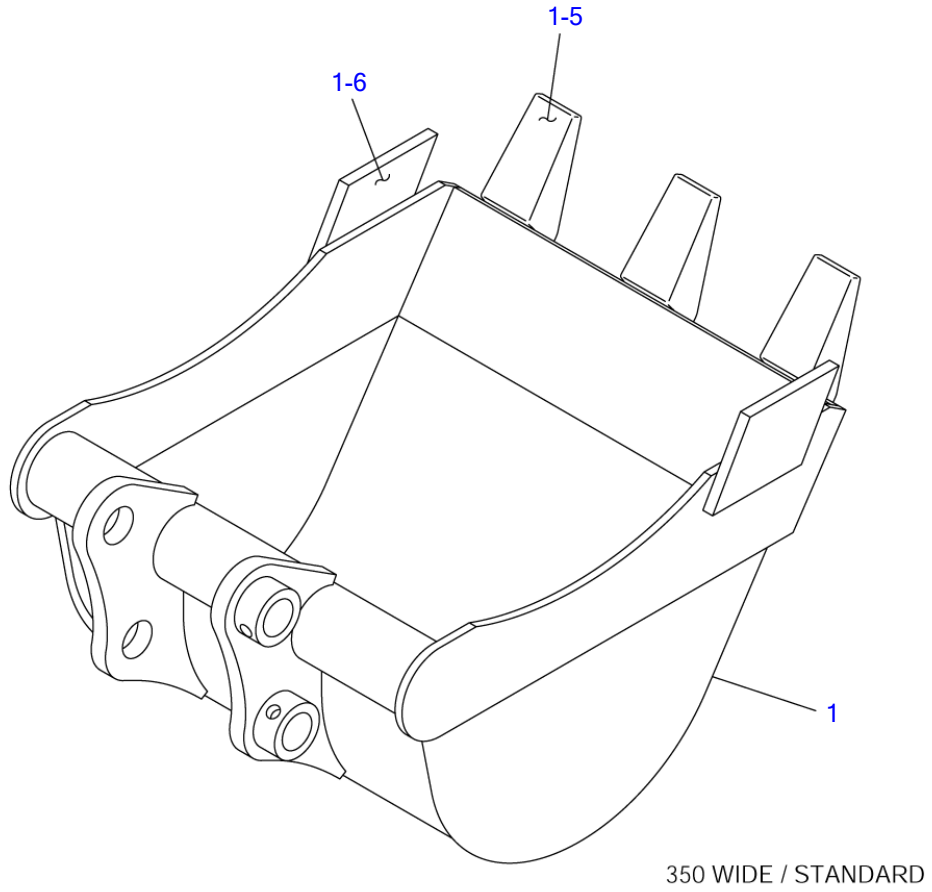
TB108 Book No. BB5Z004 S/N 10810004-10812001
ARM



B5F020

S=1/8

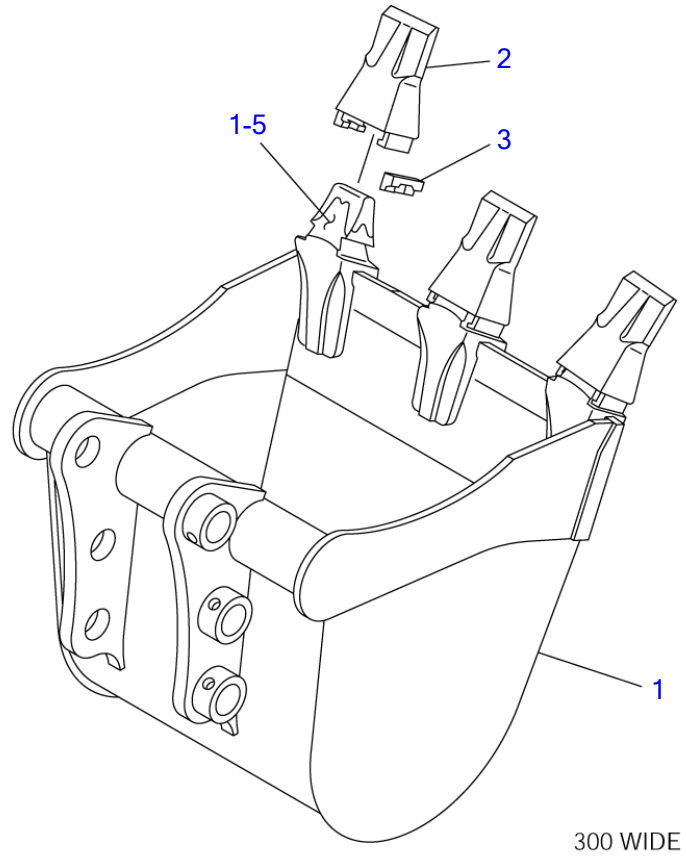
Item	Part number	Description	ARM	Q'ty	Chan.	Serial No.	Serv.	Remarks
		ARM ASSY						X03261-58000-1
		ARM ASSY, long						X03261-59000-1
1	0326156100	ARM		1				
	0326157100	ARM, long		1				810mm long
1-6	0002400064	· BUSHING		6				
2	0416101300	LINK, bucket		1				
2-6	0002100026	· BUSHING		2				
2-7	0002400024	· BUSHING		2				
3	0416100300	LINK, guide (R.H.)		1	A	10810004~10810234		
	0326158300	LINK, guide (R.H.)		1	a(H)	10810235~		
4	0416100400	LINK, guide (L.H.)		1	A	10810004~10810234		
	0326158400	LINK, guide (L.H.)		1	a(H)	10810235~		
5	0001670001	PIN		2				
6	0001720001	PIN		1	A	10810004~10810234		
	0001720003	PIN		1	a(H)	10810235~		
7	0001720002	PIN		1	A	10810004~10810234		
	0001720004	PIN		1	a(H)	10810235~		
8	0001600090	PIN		2				
9	1103040855	BOLT		4				
10	1130240008	NUT		8				
11	1560001000	FITTING, grease		4				
12	1560001675	FITTING, grease		1				
13	1900087300	CYLINDER, bucket		1				
14	0326156710	HOSE ASSY		2				
	0326157710	HOSE ASSY		2				long arm
16	0416100800	PIN		2				
17	0416100900	RING		2				
		<<NOTE>>						
		SET "A" is interchangeable						
		with SET "a".						
	B5f021							



B5F030

S=1/4.5

Item	Part number	Description	BUCKET			Remarks
			Q'ty	Chan.	Serial No.	
1	0416200500	BUCKET	1			350mm wide
1-5	0416200505	· ADAPTOR, tooth	3			
1-6	0416200104 B5f030	· CUTTER	2			



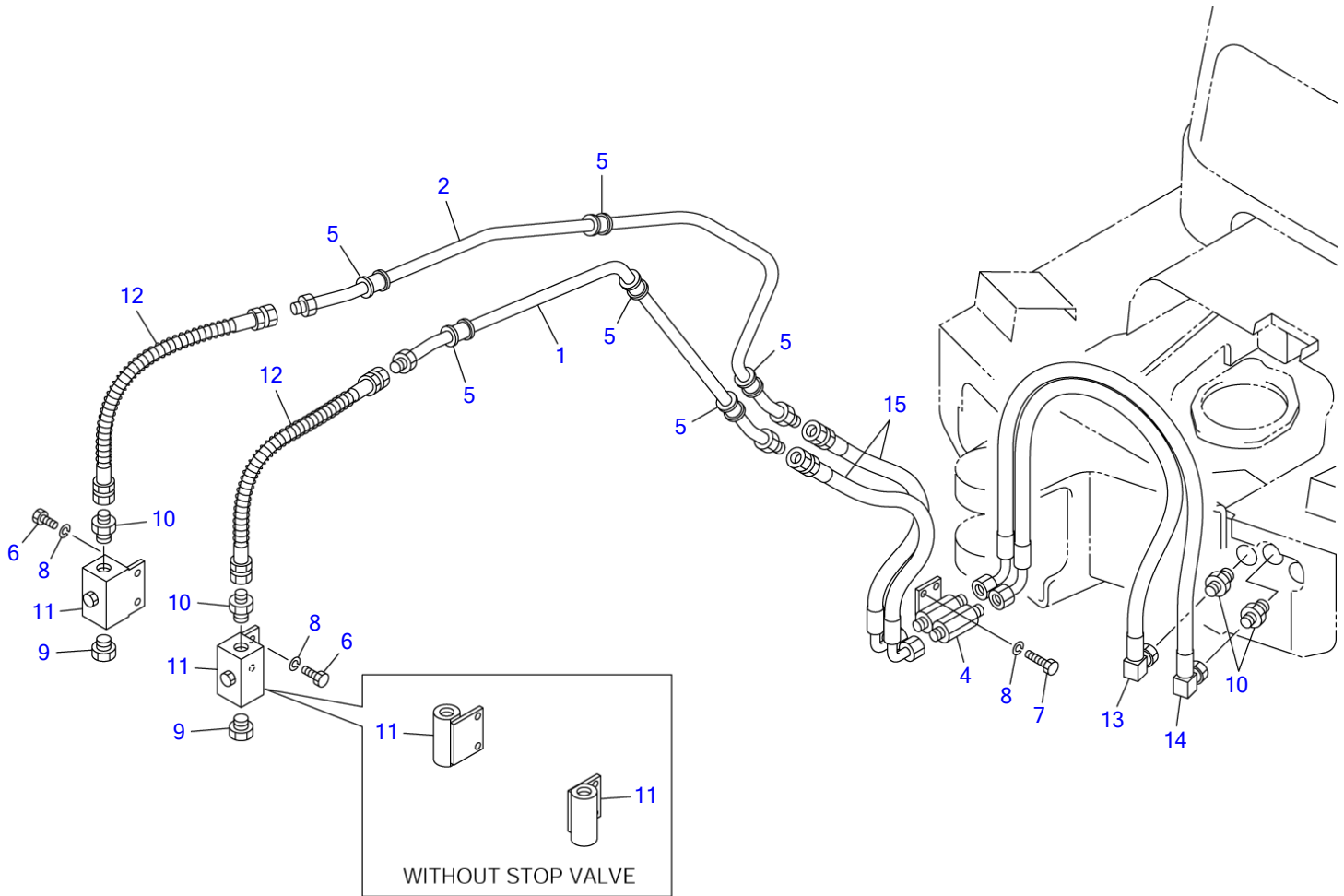
B5F040

S=1/5.5

BUCKET (for U.S.A.)

Item	Part number	Description	Q'ty	Chan.	Serial No.	Serv.	Remarks
0	0326215000	BUCKET ASSY	1				300mm wide
1	X *****	▪ BUCKET	1				
1-5	1914201201	▪ ▪ ADAPTOR, tooth	3				
2	1914201202	▪ POINT, tooth	3				
3	1914201203	▪ PIN	3				
	B5f040						

TB108 Book No. BB5Z004 S/N 10810004-10812001
AUXILIARY LINE

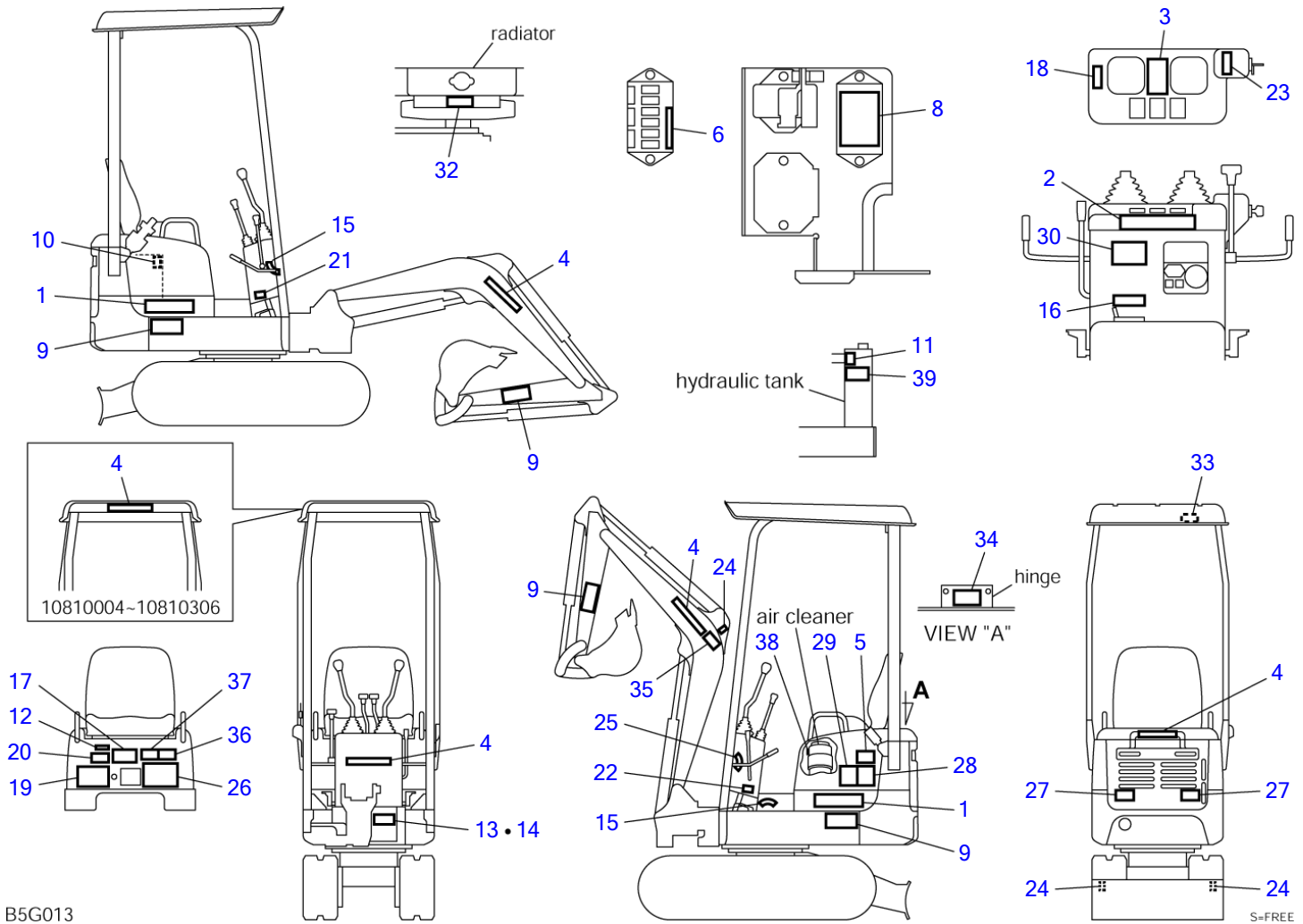


B5F051

S=1/8

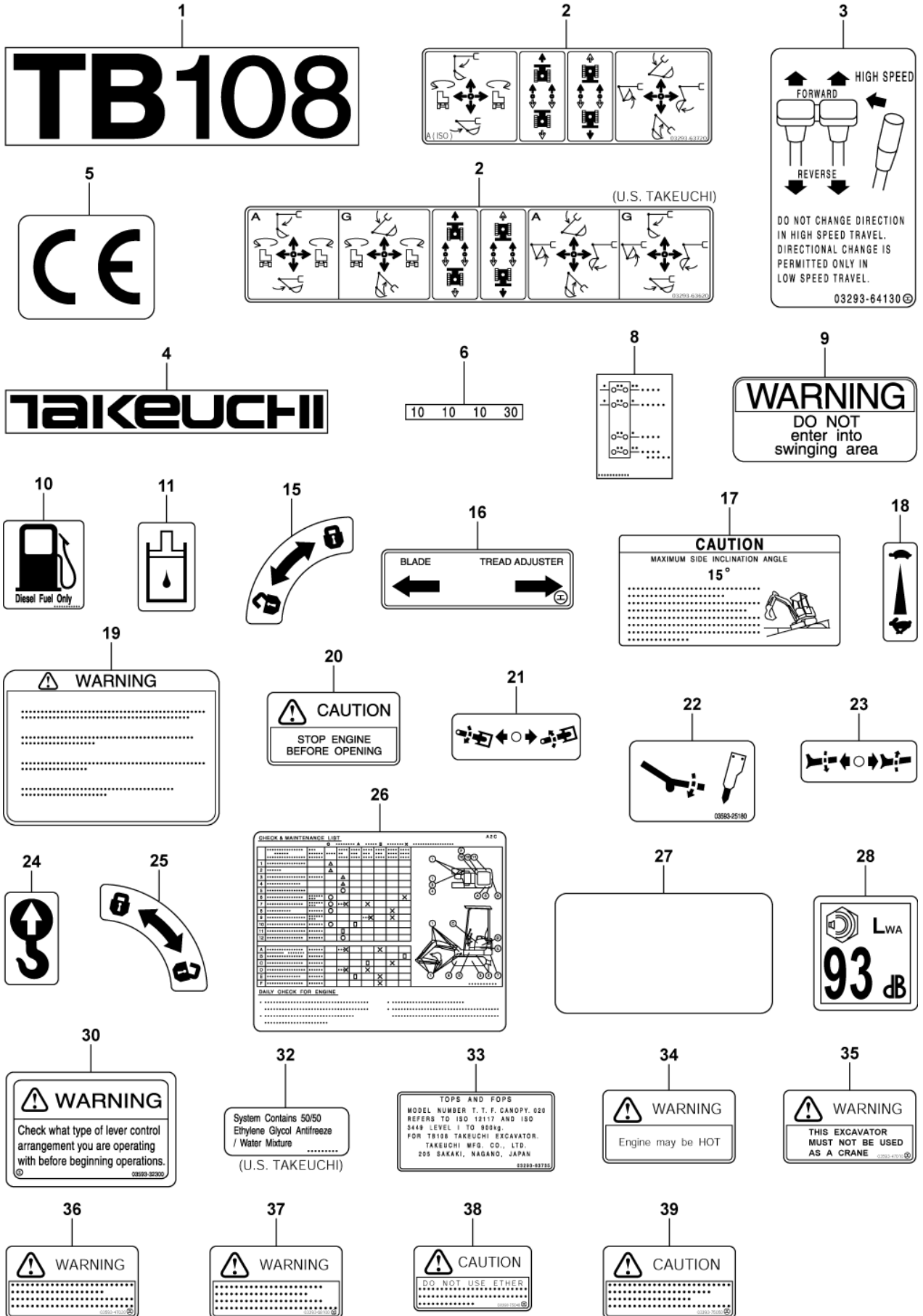
AUXILIARY LINE							
Item	Part number	Description	Q'ty	Chan.	Serial No.	Serv.	Remarks
	0327354000	AUX. LINE ASSY					X03273-54000-3
	0327356000	AUX. LINE ASSY (without stop valve)					X03273-56000-3
	0327355000	AUX. LINE ASSY (long arm)					X03273-55000-3
	0327357000	AUX. LINE ASSY (long arm) (without stop valve)					X03273-57000-3
1	0327354100	• PIPE	1				
2	0327354200	• PIPE	1				
4	0327351500	• ADAPTOR	1				
5	0147351300	• PROTECTOR	6				
6	1100040816	• BOLT	4				
7	1100040825	• BOLT	2				
8	1140020008	• WASHER, spring	6				
9	1501750004	• PLUG	2				
	1420010180	• • O-RING	1				M
10	1515600577	• ADAPTOR	4				
	1420010180	• • O-RING	1				M
11	1901719800	• VALVE , stop	2				
	0327356600	• BLOCK	2				without stop valve
12	0327351310	• HOSE ASSY	2				18015-20062
	0327352310	• HOSE ASSY (long arm)	2				18015-20077
13	0327351700	• HOSE ASSY	1				
14	0327351710	• HOSE ASSY	1				
15	0327354300	• HOSE ASSY	2				
	B5f052						

TB108 Book No. BB5Z004 S/N 10810004-10812001
DECAL



B5G013

S=FREE



1

TB108

2

3

Grande vitesse
 Marche avant
 Marche arrière

Ne changez pas de direction lorsque le moteur tourne en grande vitesse. Changement de direction seulement permis en petite vitesse.
 03293-63830 ©

4

TAKEUCHI

5

6

10 10 10 30

8

9

ATTENTION
 Défense d'entrer dans la zone d'orientation

10

11

15

16

Lame bull
 Réglage de tension de l'entraînement

17

ATTENTION
 Angle d'inclinaison latérale max.
 15°

18

19

ATTENTION

20

ATTENTION
 Arrêter le moteur avant d'ouvrir le capot

21

22

03693-05180

23

24

25

26

Tableau de contrôle et d'entretien

	A	B	C	D	E	F	G	H	I	J	K	L	M	N	O	P	Q	R	S	T	U	V	W	X	Y	Z	
1																											
2																											
3																											
4																											
5																											
6																											
7																											
8																											
9																											
10																											
11																											
12																											
13																											
14																											
15																											
16																											
17																											
18																											
19																											
20																											
21																											
22																											
23																											
24																											
25																											
26																											
27																											
28																											
29																											
30																											
31																											
32																											
33																											
34																											
35																											
36																											
37																											
38																											
39																											

Contrôle journalier du moteur

33

TOPS AND FOPS
 MODEL NUMBER T. T. F. CANDPY. 020
 REFERS TO ISO 12117 AND ISO
 9449 LEVEL I TO 900kg.
 FOR TB108 TAKEUCHI EXCAVATOR.
 TAKEUCHI MFG. CO., LTD.
 235 SAKAKI, WAKANO, JAPAN
 03293-63113

35

AVERTISSEMENT
 NE PAS UTILISER
 CETTE MACHINE
 POUR LA MANUTENTION
 03293-35420 ©

36

AVERTISSEMENT
 03293-35420 ©

37

AVERTISSEMENT
 03293-35420 ©

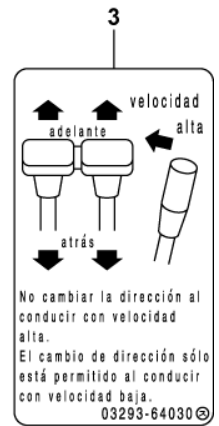
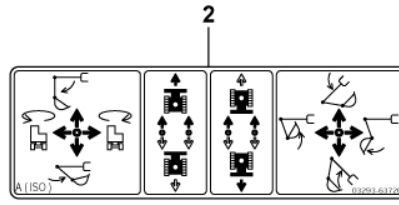
38

ATTENTION
 NE PAS UTILISER
 DE STAR PILOTE
 03293-63830 ©

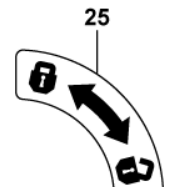
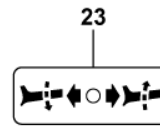
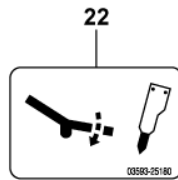
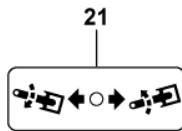
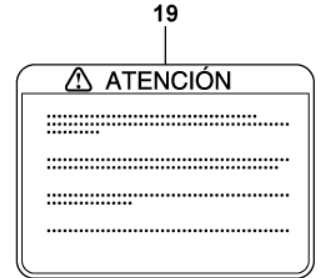
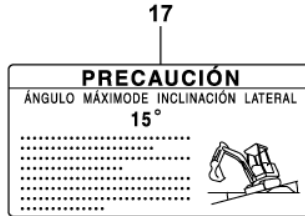
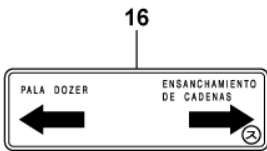
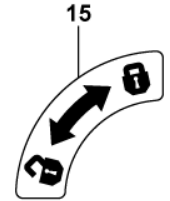
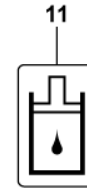
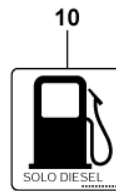
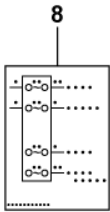
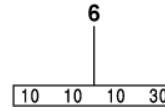
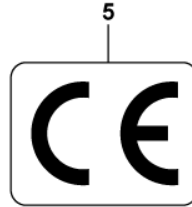
39

ATTENTION

1
TB108



4
TAKEUCHI

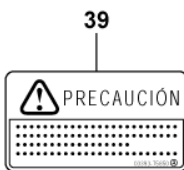

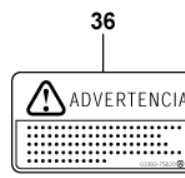
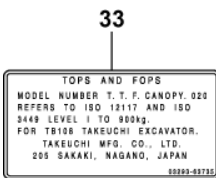
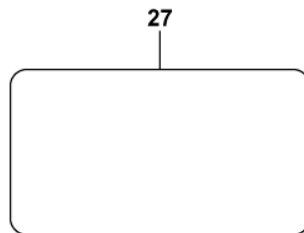


26

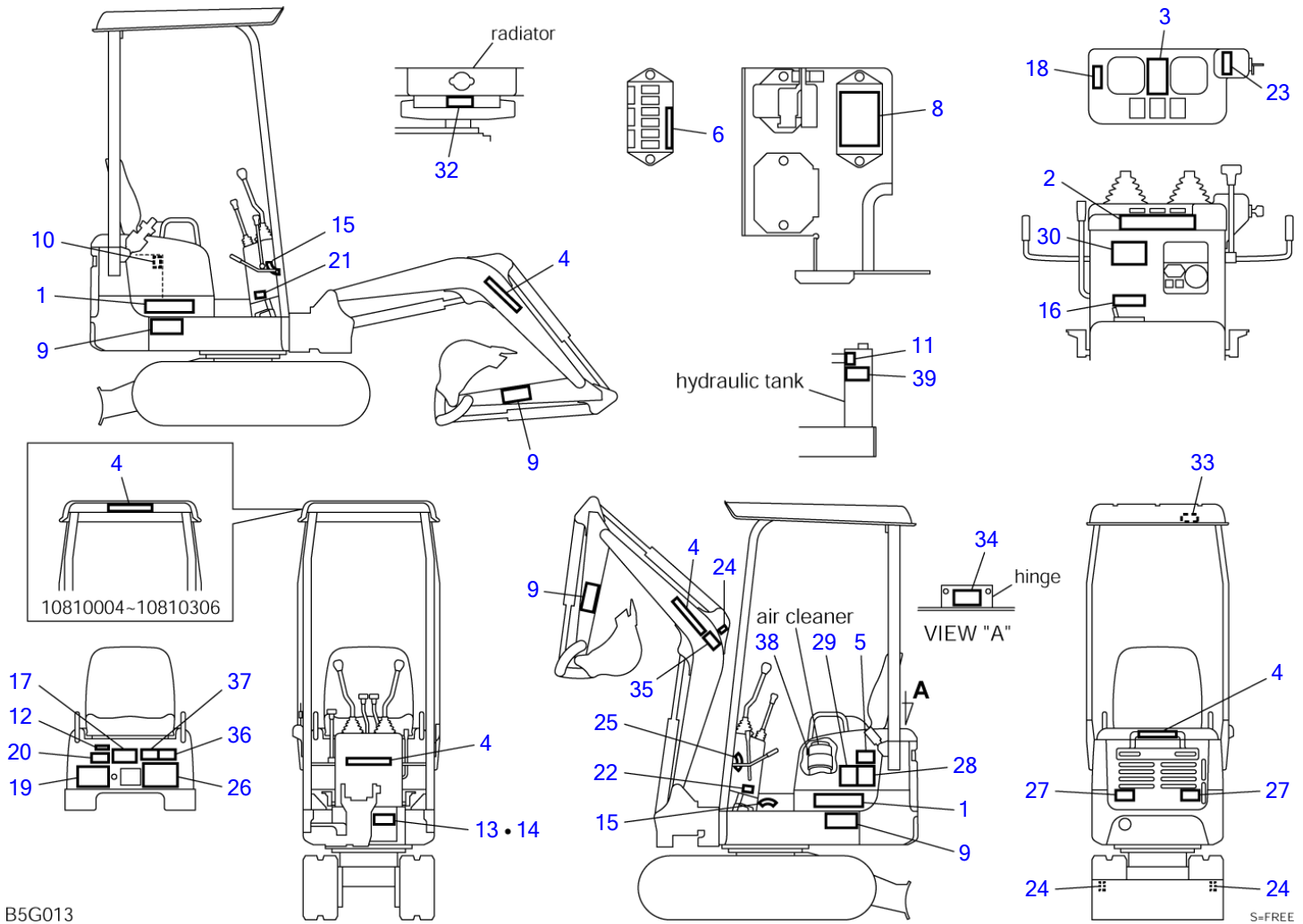
Tabla de control y mantenimiento

	A	B	C	D	E	F	G	H	I	J	K	L	M	N	O	P	Q	R	S	T	U	V	W	X	Y	Z
1																										
2																										
3																										
4																										
5																										
6																										
7																										
8																										
9																										
10																										
11																										
12																										
13																										
14																										
15																										
16																										
17																										
18																										
19																										
20																										
21																										
22																										
23																										
24																										
25																										
26																										
27																										
28																										
29																										
30																										
31																										
32																										
33																										
34																										
35																										
36																										
37																										
38																										
39																										

Control diario del motor



TB108 Book No. BB5Z004 S/N 10810004-10812001
DECAL

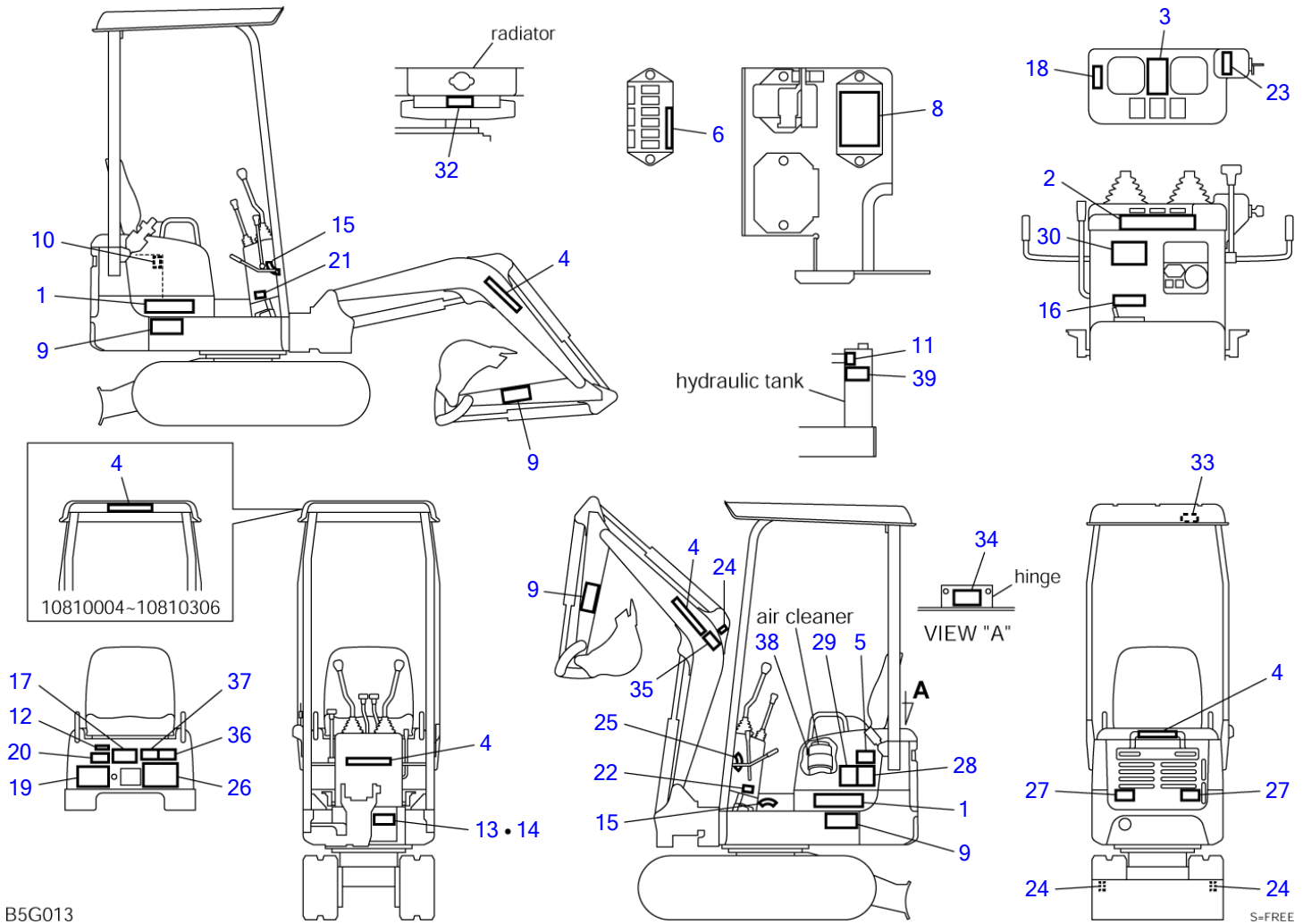


B5G013

S=FREE

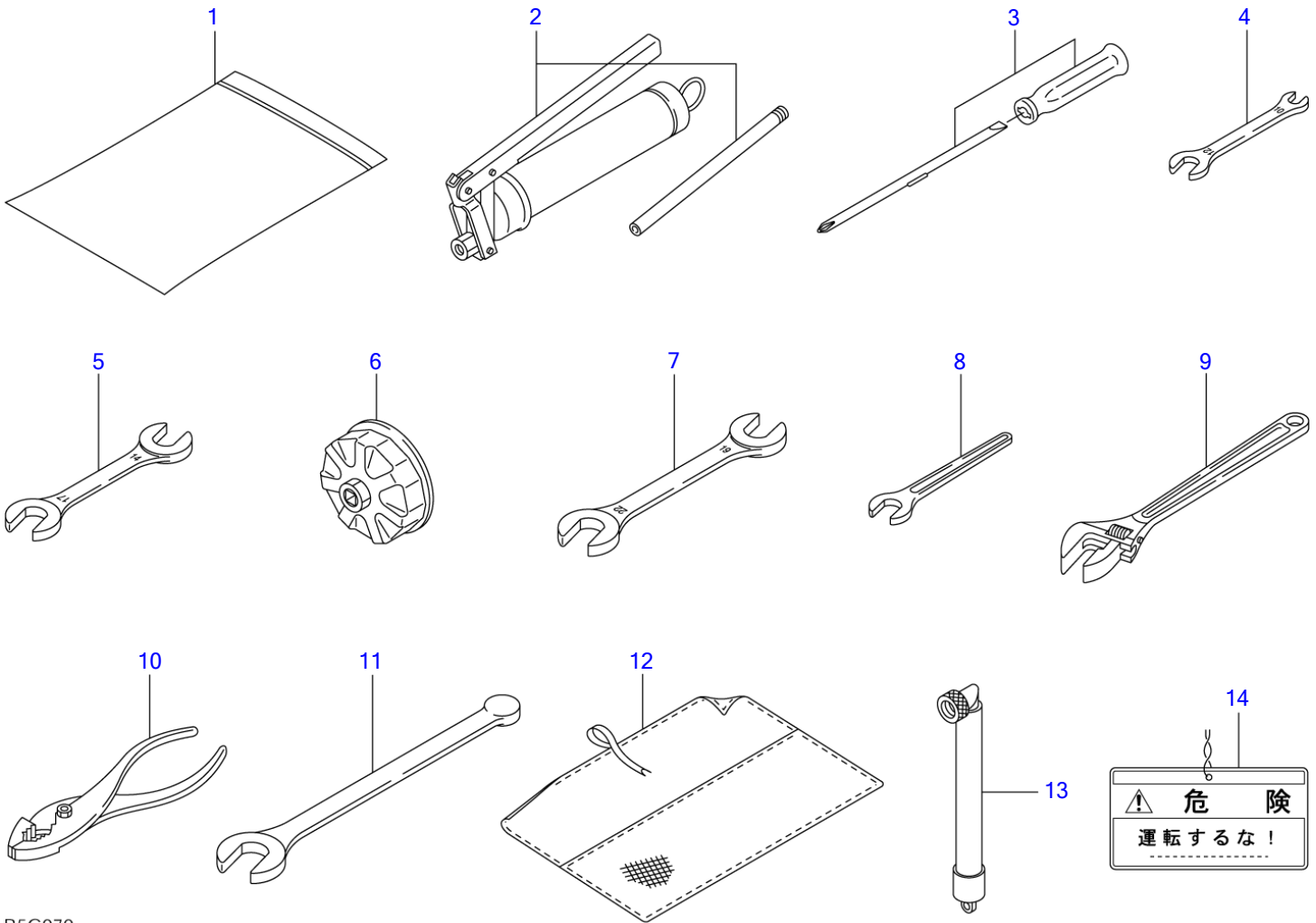
Item	Part number	Description	DECAL	Q'ty	Chan.	Serial No.	Serv.	Remarks
0	0329363700	DECAL SET (German)		1				X03293-63700-10
	0329363800	DECAL SET (French)		1				X03293-63800-10
	0329363900	DECAL SET (Italian)		1				X03293-63900-10
	0329364000	DECAL SET (Spanish)		1				X03293-64000-10
	0329364100	DECAL SET (English)		1				X03293-64100-10
	0329364200	DECAL SET (U.S. TAKEUCHI)		1				X03293-64200-10
1	0329363610	• DECAL		2				
2	0329363620	• DECAL (U.S. TAKEUCHI)		1				
	0329363720	• DECAL		1				
3	0329363630	• DECAL (German)		1				
	0329363830	• DECAL (French)		1				
	0329363930	• DECAL (Italian)		1				
	0329364030	• DECAL (Spanish)		1				
	0329364130	• DECAL (English)		1				
4	0359306200	• DECAL		4				
5	X *****	• DECAL		1				
6	0329363002	• DECAL		1				
8	0329363101	• DECAL (German)		1				
	0329363201	• DECAL (French)		1				
	0329363301	• DECAL (Italian)		1				
	0329364001	• DECAL (Spanish)		1				
	0329363001	• DECAL (English)		1				
9	0359308100	• DECAL (German)		4				
	0359309100	• DECAL (French)		4				
	0359310100	• DECAL (Italian)		4				
	0339364100	• DECAL (Spanish)		4				
	0359306500	• DECAL (English)		4				
10	0339375260	• DECAL (German)		1		10810127~		
	0339375460	• DECAL (French)		1		10810127~		
	0339375660	• DECAL (Italian, Spanish)		1		10810127~		
	0359306600	• DECAL (English)		1				
11	0359306700	• DECAL		1				
12	X *****	• DECAL		1				
13	X *****	• DECAL		1				
14	X *****	• SCREW		8				
15	0329360100	• DECAL		2				
16	0329354250	• DECAL (German)		1				
	0329355250	• DECAL (French)		1				
	0329356250	• DECAL (Italian)		1				
	0329364002	• DECAL (Spanish)		1				
	0329350250	• DECAL (English)		1				
17	0339311400	• DECAL (German)		1				
	0339312400	• DECAL (French)		1				
	0339313400	• DECAL (Italian)		1				
	0339364400	• DECAL (Spanish)		1				
	0339310400	• DECAL (English)		1				
18	0359317200	• DECAL		1				
19	0359314700	• DECAL (German)		1				
	0359315700	• DECAL (French)		1				
	0359316700	• DECAL (Italian)		1				
	0339364500	• DECAL (Spanish)		1				
	0359313700	• DECAL (English)		1				
20	0359314400	• DECAL (German)		1				
	0359315400	• DECAL (French)		1				
	0359316400	• DECAL (Italian)		1				
	0339364200	• DECAL (Spanish)		1				
	0359307400	• DECAL (English)		1				
21	0359325170	• DECAL		1				
22	0359325180	• DECAL		1				
23	0359325190	• DECAL		1				
24	0399300500	• DECAL		3				
25	0349325020	• DECAL		1				
26	0329363710	• DECAL (German)		1				
	0329363810	• DECAL (French)		1				
	0329363910	• DECAL (Italian)		1				
	0329364010	• DECAL (Spanish)		1				
	0329364110	• DECAL (English)		1				

TB108 Book No. BB5Z004 S/N 10810004-10812001
DECAL



Item	Part number	Description	DECAL	Q'ty	Chan.	Serial No.	Serv.	Remarks
27	0329363715	• DECAL		2				
28	0359354028	• DECAL		1				
29	0339369060	• DECAL		1				not service
30	0359332400	• DECAL (German)		1				
30	0329363820	• DECAL (French)		1				
30	0329363920	• DECAL (Italian)		1				
30	0329364020	• DECAL (Spanish)		1				
30	0359332300	• DECAL (English)		1				
32	0359313900	• DECAL (U.S. TAKEUCHI)		1				
33	0329363735	• DECAL		1		10810004~10810306		
33	0329363835	• DECAL		1		10810307~		
34	0569321980	• DECAL (English)		1				
35	0339375210	• DECAL (German)		1		10810127~		
35	0339375410	• DECAL (French)		1		10810127~		
35	0339375610	• DECAL (Italian)		1		10810127~		
35	0339375810	• DECAL (Spanish)		1		10810127~		
35	0359347010	• DECAL (English)		1		10810127~		
36	0339375220	• DECAL (German)		1		10810127~		
36	0339375420	• DECAL (French)		1		10810127~		
36	0339375620	• DECAL (Italian)		1		10810127~		
36	0339375820	• DECAL (Spanish)		1		10810127~		
36	0359347020	• DECAL (English)		1		10810127~		
37	0339369100	• DECAL (German)		1		10810127~		
37	0339370100	• DECAL (French)		1		10810127~		
37	0339371100	• DECAL (Italian)		1		10810127~		
37	0329364040	• DECAL (Spanish)		1		10810127~		
37	0339368100	• DECAL (English)		1		10810127~		
38	0339375240	• DECAL (German)		1		10810127~		
38	0339375440	• DECAL (French)		1		10810127~		
38	0339375640	• DECAL (Italian)		1		10810127~		
38	0339375840	• DECAL (Spanish)		1		10810127~		
38	0339375040	• DECAL (English)		1		10810127~		
39	0339375250	• DECAL (German)		1		10810127~		
39	0339375450	• DECAL (French)		1		10810127~		
39	0339375650	• DECAL (Italian)		1		10810127~		
39	0339375850	• DECAL (Spanish)		1		10810127~		
39	0339375050	• DECAL (English)		1		10810127~		

B5g013

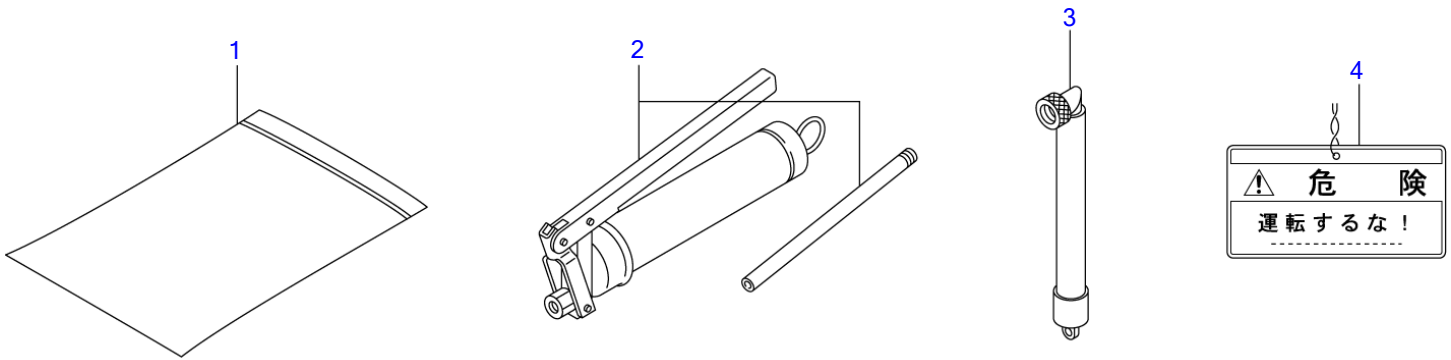


B5G070

S=FREE

TOOL & ACCESSORIES (10810004-10810306)

Item	Part number	Description	Q'ty	Chan.	Serial No.	Serv.	Remarks
0	0329214000	TOOL SET	1				X03292-14000-0
	0329214500	TOOL SET (for Japan)	1				X03292-14500-0
1	1691900001	• CASE	1				
2	1691060600	• GUN, grease	1				
	1691010800	• GUN, grease	1				for Japan
0-1	0329214020	• TOOL SET	1				
3	1910006112	• • SCREWDRIVER	1				
4	1910047081	• • SPANNER	1				
5	1910047082	• • SPANNER	1				
6	1910096081	• • WRENCH, filter	1				
7	1690001922	• • SPANNER	1				
8	1690100013	• • SPANNER	1				
9	1690400250	• • WRENCH, monkey	1				
10	1690500200	• • PLIER	1				
11	1692000026	• • WRENCH, hex	1				
12	1691400001	• • CASE	1				
13	1554512201	TUBE	1				for EU
14	0359325160	PLATE	1				for Japan
	B5g070						

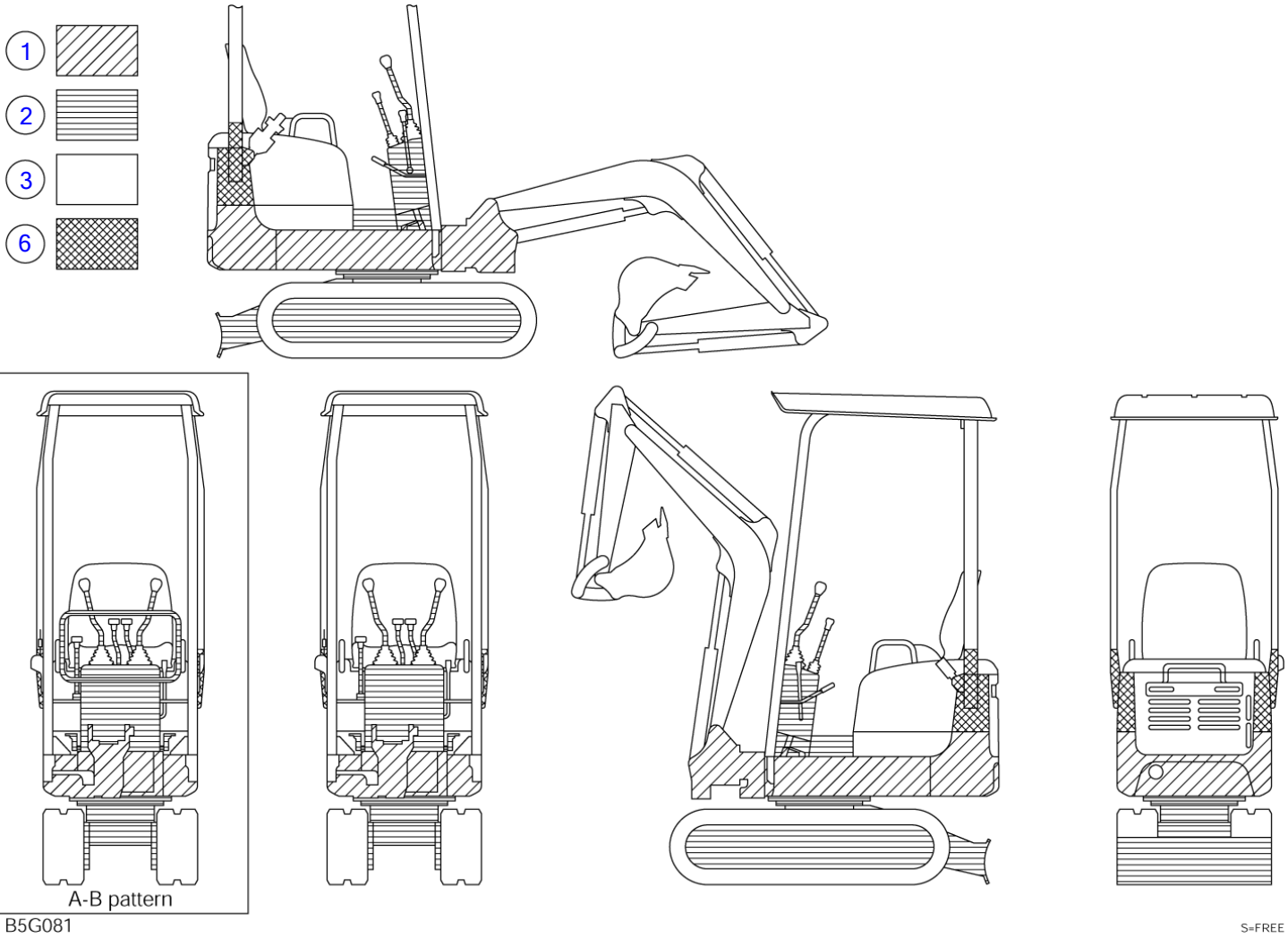


B5G071

S=FREE

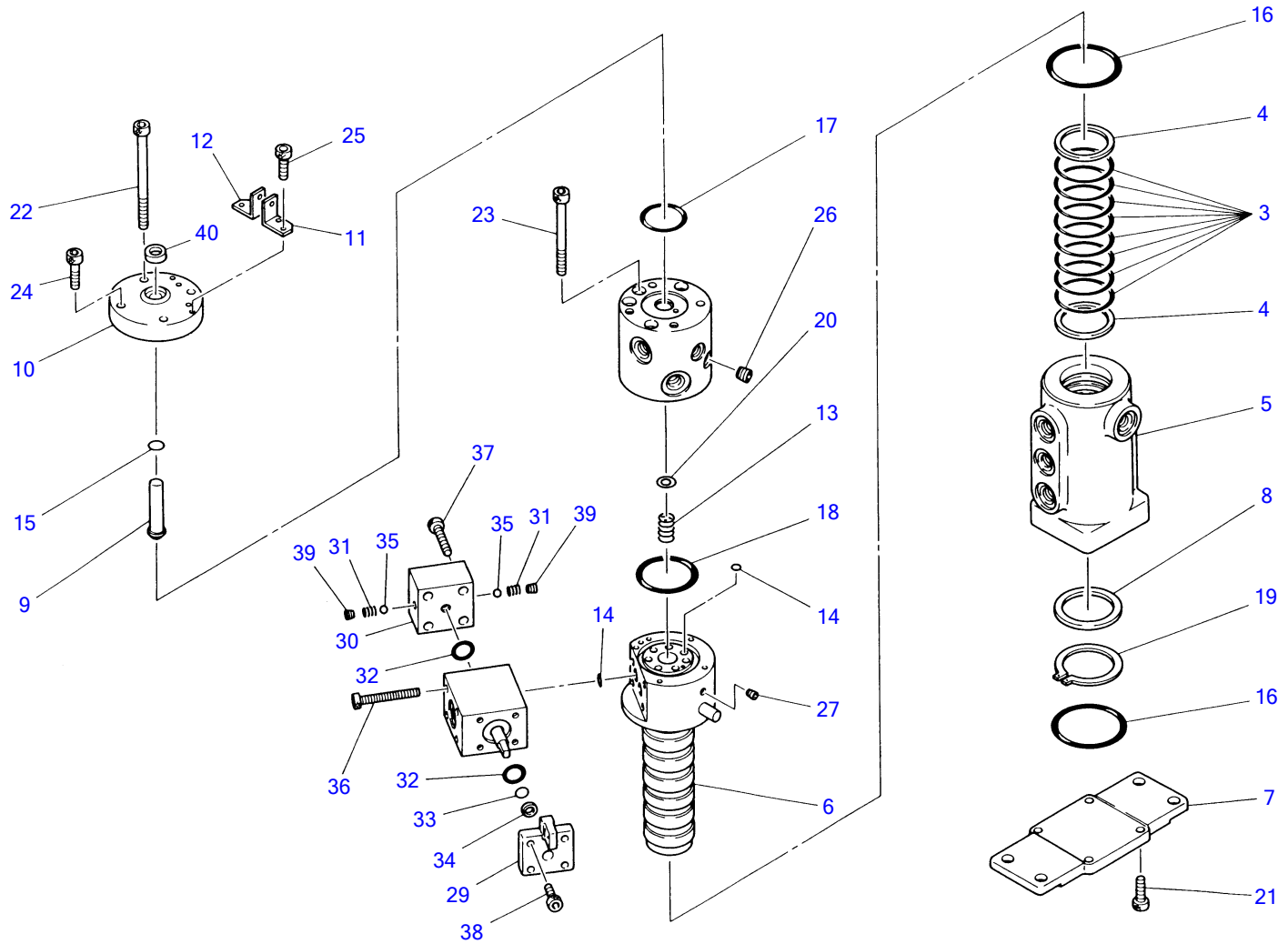
TOOL & ACCESSORIES (10810307-)

Item	Part number	Description	Q'ty	Chan.	Serial No.	Serv.	Remarks
0	0329214700	TOOL SET	1				X03292-14700-0
	0329214750	TOOL SET (for Japan)	1				X03292-14750-0
1	1691900001	▪ CASE	1				
2	1691060600	▪ GUN, grease	1				
	1691010800	▪ GUN, grease	1				for Japan
3	1554512201	TUBE	1				for EU
4	0359325160	PLATE	1				for Japan
	B5g071						



Item	Part number	Description	PAINTED COLOR			Remarks
			Q'ty	Chan.	Serial No.	
		PAINTED COLOR				X03291-50700-1
1	1919060105	RED	1			
	1919069105	RED	1			spray
2	1919060144	GRAY	1			
	1919069144	GRAY	1			spray
3	1919060142	LIGHT GRAY	1			
	1919069142	LIGHT GRAY	1			spray
6	1919060159	BLACK	1			
	1919069159	BLACK	1			spray
	B5g082					

TB108 Book No. BB5Z004 S/N 10810004-10812001
SWIVEL JOINT

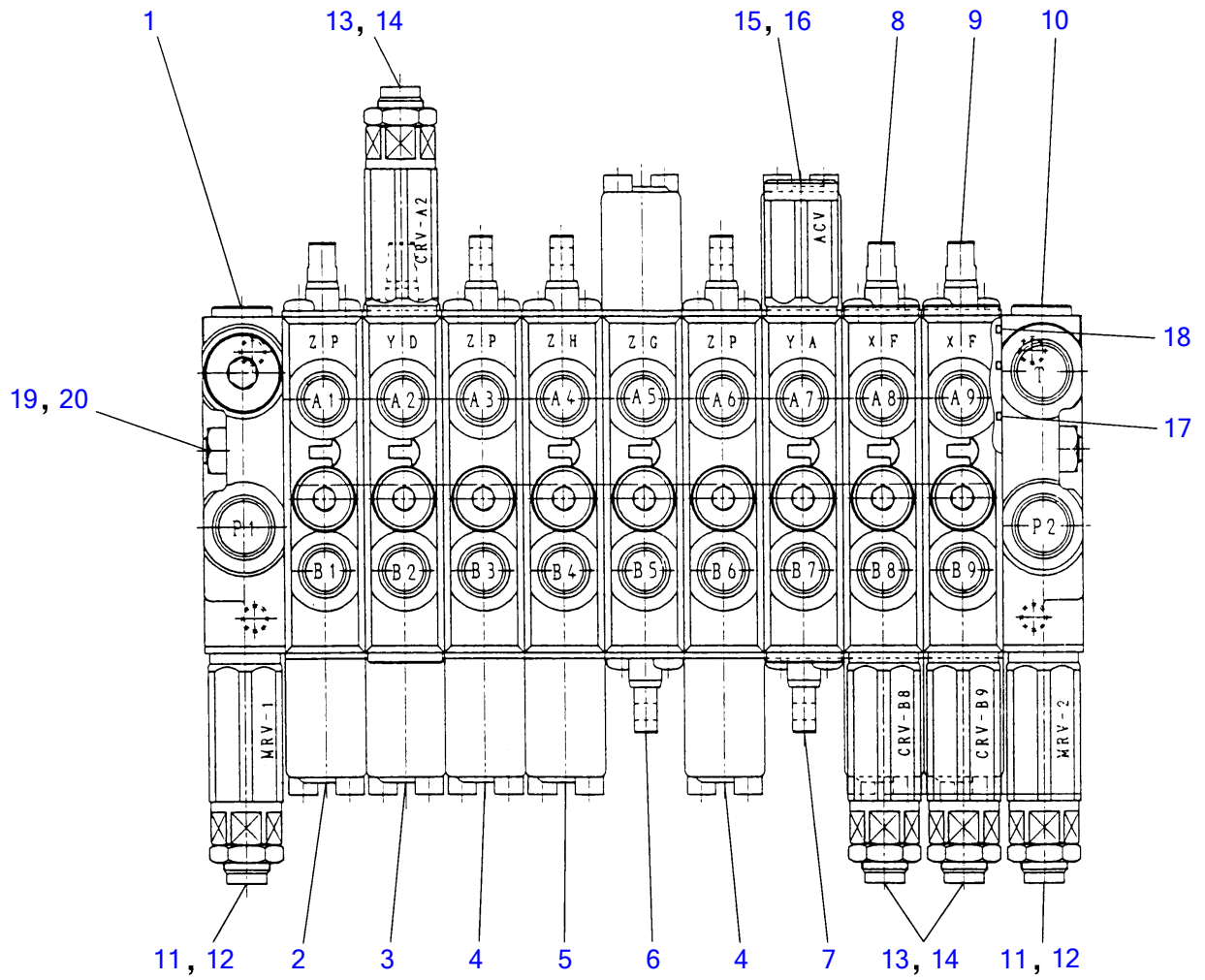


B5H010

SWIVEL JOINT

Item	Part number	Description	Q'ty	Chan.	Serial No.	Serv.	Remarks
0	1904006800	JOINT, swivel ASSY	1				
0-1	1904006699	• KIT, seal	1				
3	X 1420010500	• • O-RING	8				
4	X 1421030500	• • RING, back-up	2				
5	X 1904006801	• HUB	1				
6	X 1904006811	• SHAFT	1				
7	X 1904006821	• FLANGE	1				
8	X 1904006604	• RING	1				
9	X 1904006608	• PIN	1				
10	X 1904006809	• COVER	1				
11	X 1904006610	• BRACKET	1				
12	X 1904006633	• BRACKET	1				
13	X 1904006612	• SPRING	1				
14	1420010090	• O-RING	9				
15	1420000080	• O-RING	1				
16	1420110600	• O-RING	2				
17	1420110350	• O-RING	1				
18	1420310033	• O-RING	1				
19	1220000045	• RING, snap	1				
20	1141200008	• WASHER	1				
21	1110050820	• SCREW, cap	4				
22	1110050695	• SCREW, cap	2				
23	1110050675	• SCREW, cap	4				
24	1110050625	• SCREW, cap	2				
25	1110050512	• SCREW, cap	4				
26	1501810002	• PLUG	2				
27	1501810000	• PLUG	1				
0-2	1904006632	• SELECTOR ASSY	1				
29	X 1904006653	• • COVER	1				
30	X 1904006654	• • COVER	1				
31	X 1904006655	• • SPRING	2				
32	1420010160	• • O-RING	2				
33	1420000100	• • O-RING	1				
34	1421020100	• • RING, back-up	1				
35	1390020350	• • BALL, steel	2				
36	1110050555	• • SCREW, cap	4				
37	1110050540	• • SCREW, cap	4				
38	1110050516	• • SCREW, cap	4				
39	1501810000	• • PLUG	2				
40	1411170080	• SEAL, dust	1				

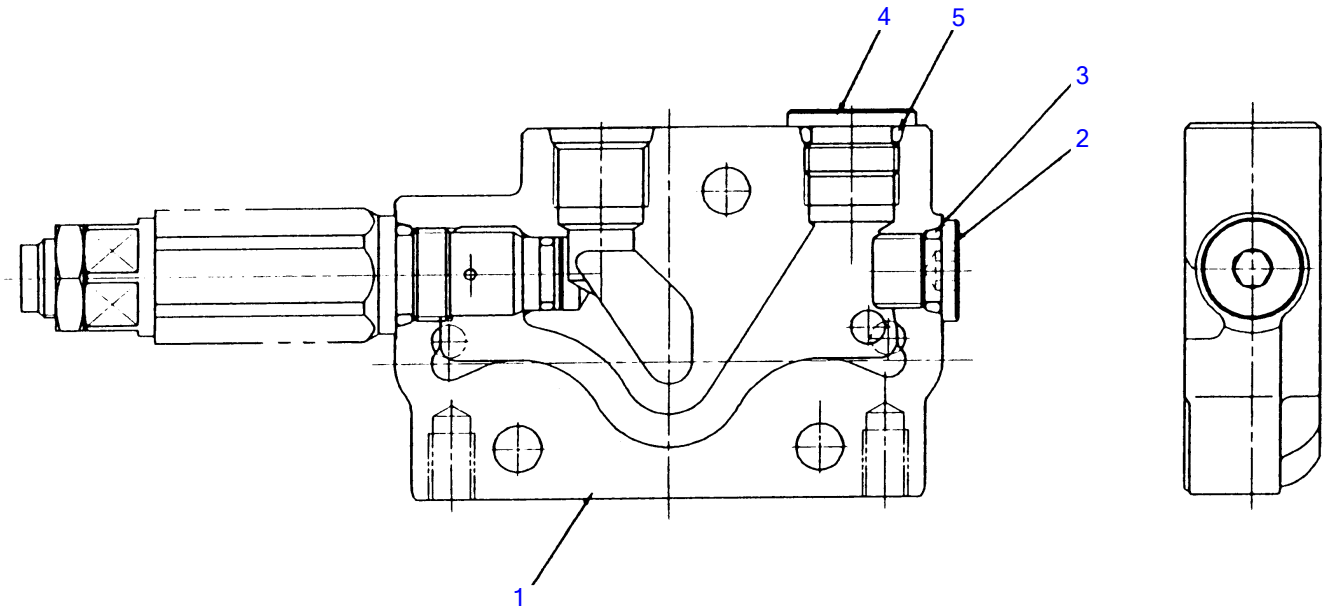
B5h010



B5H020

CONTROL VALVE

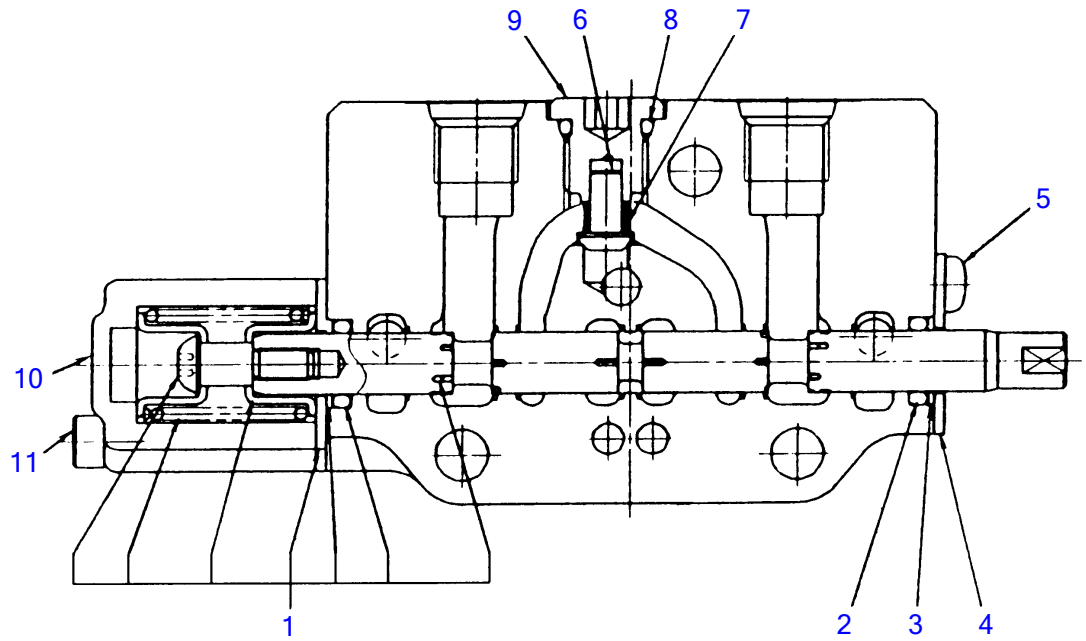
Item	Part number	Description	Q'ty	Chan.	Serial No.	Serv.	Remarks
0	1901040200	VALVE ASSY, control	1				
1	1901040201	▪ HOUSING ASSY	1				P1
2	1901040214	▪ BLOCK ASSY, No.1	1				slew
3	1901040212	▪ BLOCK ASSY, No.2	1				arm
4	1901040215	▪ BLOCK ASSY, No.3	2				travel
5	1901040217	▪ BLOCK ASSY, No.4	1				blade
6	1901040219	▪ BLOCK ASSY, No.5	1				service
7	1901040218	▪ BLOCK ASSY, No.6	1				swing
8	1901040211	▪ BLOCK ASSY, No.7	1				boom
9	1901040213	▪ BLOCK ASSY, No.8	1				bucket
10	1901040202	▪ HOUSING ASSY	1				P2, T
11	1901040222	▪ VALVE ASSY	2				relief
12	1420010140	▪ ▪ O-RING	1				
13	1901040221	▪ VALVE ASSY	3				over load
14	1420010140	▪ ▪ O-RING	1				
15	1901036425	▪ VALVE ASSY	1				antivoid
16	1420010140	▪ ▪ O-RING	1				
17	1420310127	▪ O-RING	10				
18	1420010100	▪ O-RING	20				
19	1901040207	▪ BOLT	3				
20	1130050008	▪ NUT	6				
	B5h020						



B5H030

HOUSING ASSY

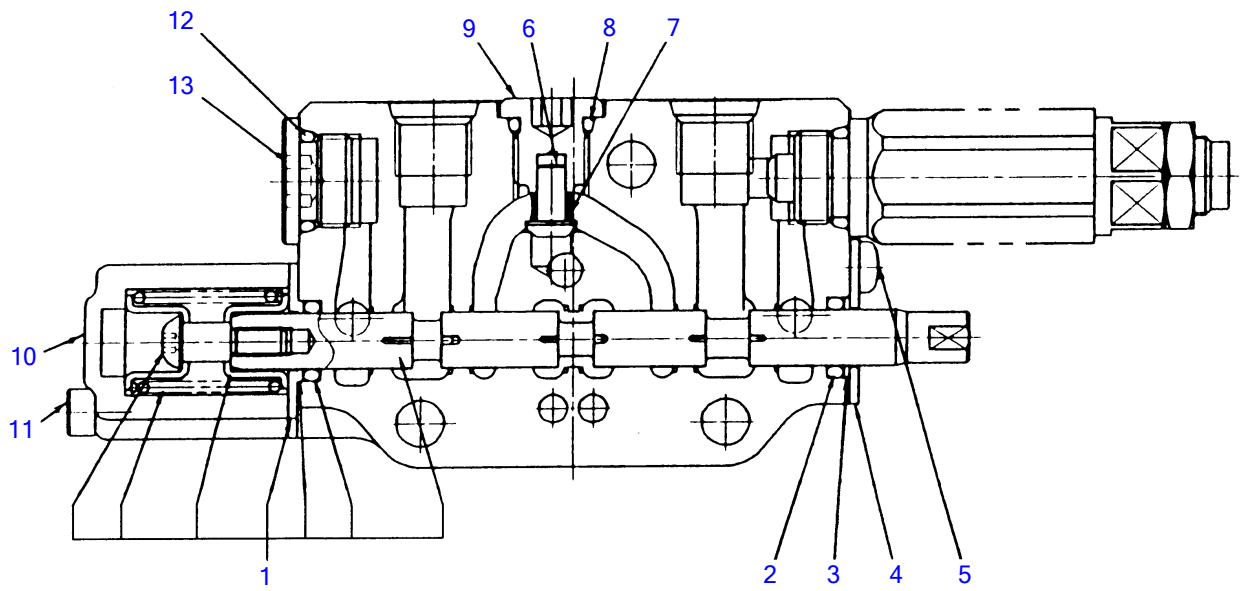
Item	Part number	Description	Q'ty	Chan.	Serial No.	Serv.	Remarks
0	1901040201	HOUSING ASSY	1				P1
1	1901014202	▪ BODY	1				
2	1501750002	▪ PULG	1				
	1420010110	▪ ▪ O-RING	1			M	
3	1420010110	▪ O-RING	1				
4	1501750003	▪ PULG	1				
	1420010140	▪ ▪ O-RING	1			M	
5	1420010140	▪ O-RING	1				
	B5h030						



B5H040

BLOCK ASSY; No. 1

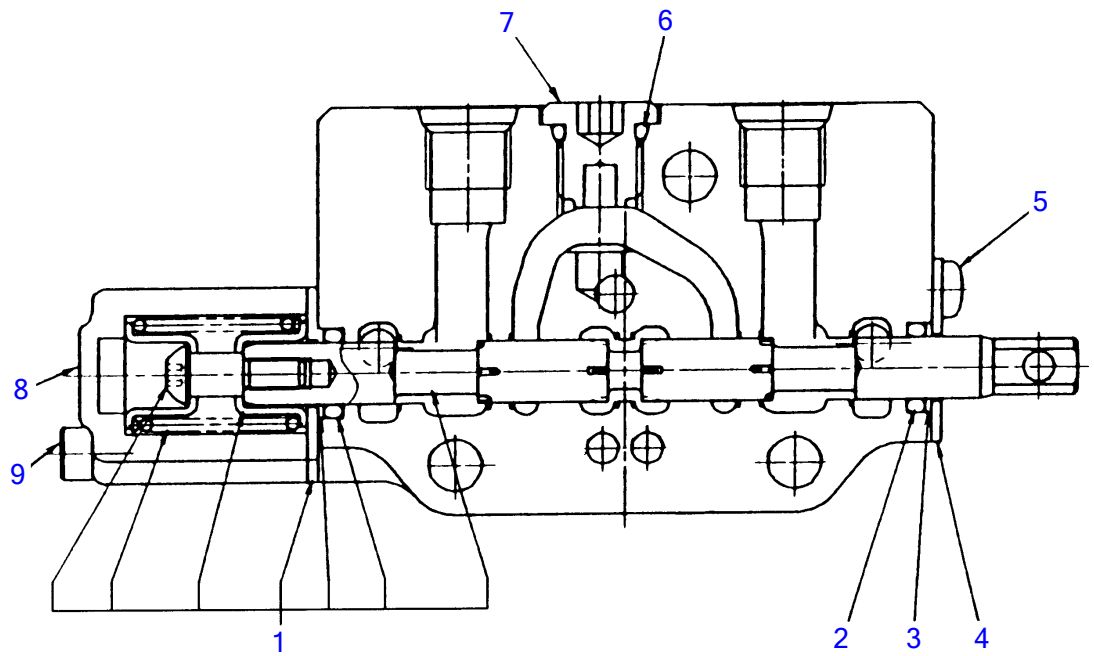
Item	Part number	Description	Q'ty	Chan.	Serial No.	Serv.	Remarks
0	1901040214	BLOCK ASSY, No.1	1				slew
1	1901040293	▪ SPOOL ASSY	1				
2	1420000101	▪ O-RING	1				
3	1421030101	▪ RING, back-up	1				
4	1901040241	▪ PLATE	1				
5	1120590510	▪ SCREW	2				
6	1901021366	▪ VALVE	1				
7	1901040261	▪ SPRING	1				
8	1420010110	▪ O-RING	1				
9	1901040251	▪ PULG	1				
10	1901040256	▪ HOLDER, spring	1				
11	1110020545	▪ SCREW, cap	2				
	B5h040						



B5H050

BLOCK ASSY; No. 2

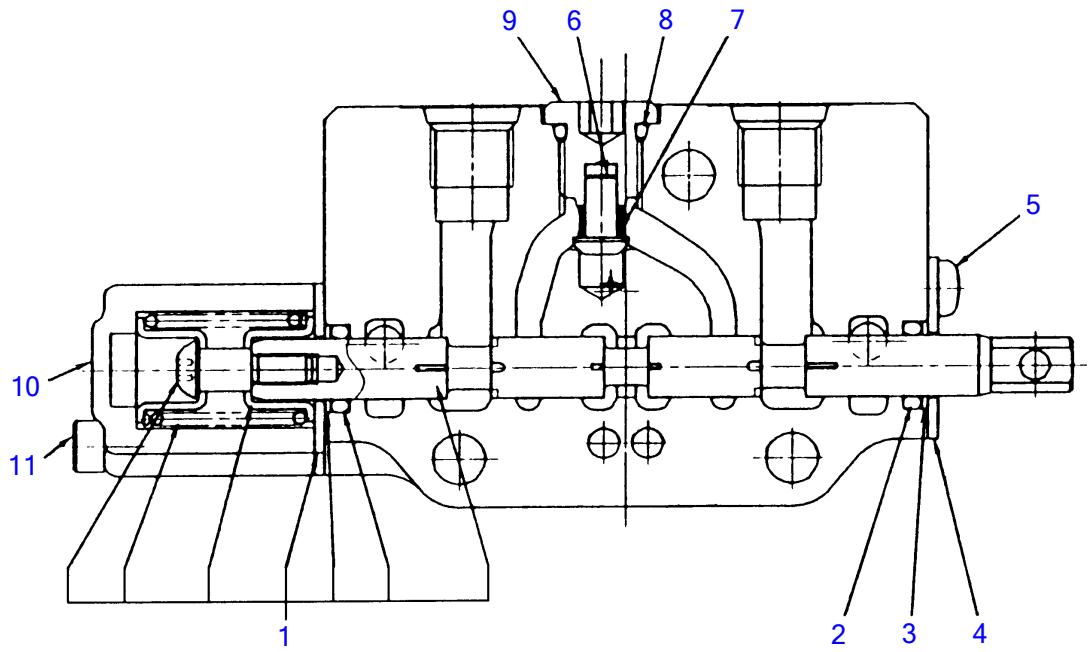
Item	Part number	Description	Q'ty	Chan.	Serial No.	Serv.	Remarks
0	1901040212	BLOCK ASSY, No.2	1				arm
1	1901040292	▪ SPOOL ASSY	1				
2	1420000101	▪ O-RING	1				
3	1421030101	▪ RING, back-up	1				
4	1901040241	▪ PLATE	1				
5	1120590510	▪ SCREW	2				
6	1901021366	▪ VALVE	1				
7	1901040261	▪ SPRING	1				
8	1420010110	▪ O-RING	1				
9	1901040251	▪ PULG	1				
10	1901040256	▪ HOLDER, spring	1				
11	1110020545	▪ SCREW, cap	2				
12	1420010140	▪ O-RING	1				
13	1501750003	▪ PULG	1				
	1420010140	▪ ▪ O-RING	1				M
	B5h050						



B5H060

BLOCK ASSY; No. 3

Item	Part number	Description	Q'ty	Chan.	Serial No.	Serv.	Remarks
0	1901040215	BLOCK ASSY, No.3	2				travel
1	1901040297	▪ SPOOL ASSY	1				
2	1420000101	▪ O-RING	1				
3	1421030101	▪ RING, back-up	1				
4	1901040241	▪ PLATE	1				
5	1120590510	▪ SCREW	2				
6	1420010110	▪ O-RING	1				
7	1901040251	▪ PULG	1				
8	1901040256	▪ HOLDER, spring	1				
9	1110020545	▪ SCREW, cap	2				
	B5h060						

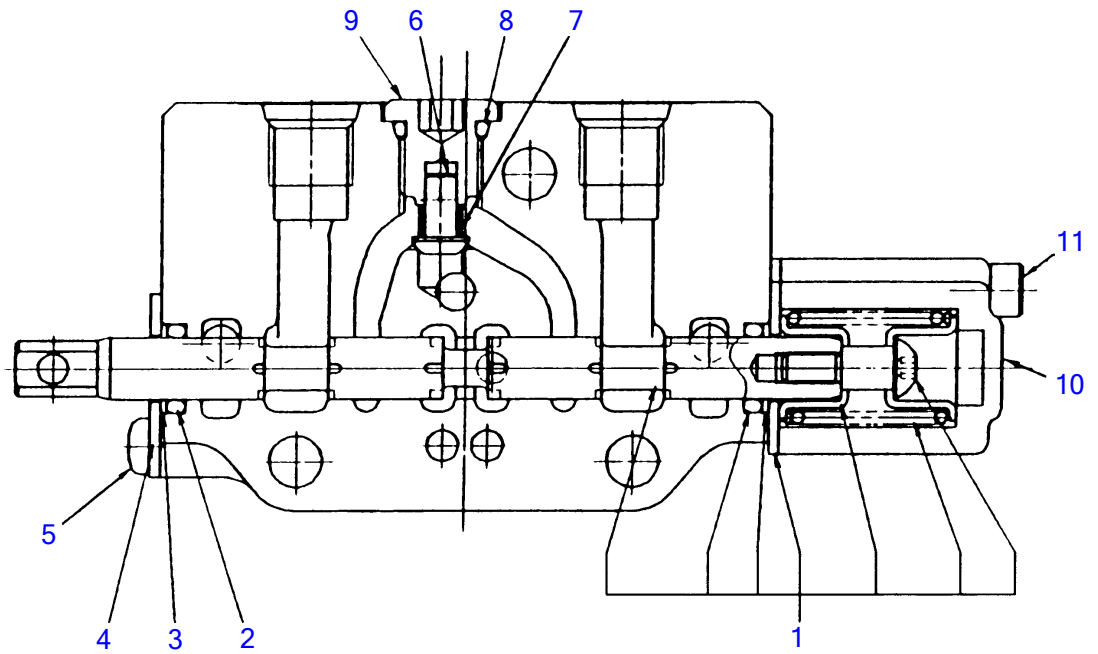


B5H070

BLOCK ASSY; No. 4

Item	Part number	Description	Q'ty	Chan.	Serial No.	Serv.	Remarks
0	1901040217	BLOCK ASSY, No.4	1				blade
1	1901040291	▪ SPOOL ASSY	1				
2	1420000101	▪ O-RING	1				
3	1421030101	▪ RING, back-up	1				
4	1901040241	▪ PLATE	1				
5	1120590510	▪ SCREW	2				
6	1901021366	▪ VALVE	1				
7	1901040261	▪ SPRING	1				
8	1420010110	▪ O-RING	1				
9	1901040251	▪ PULG	1				
10	1901040256	▪ HOLDER, spring	1				
11	1110020545	▪ SCREW, cap	2				

B5h070

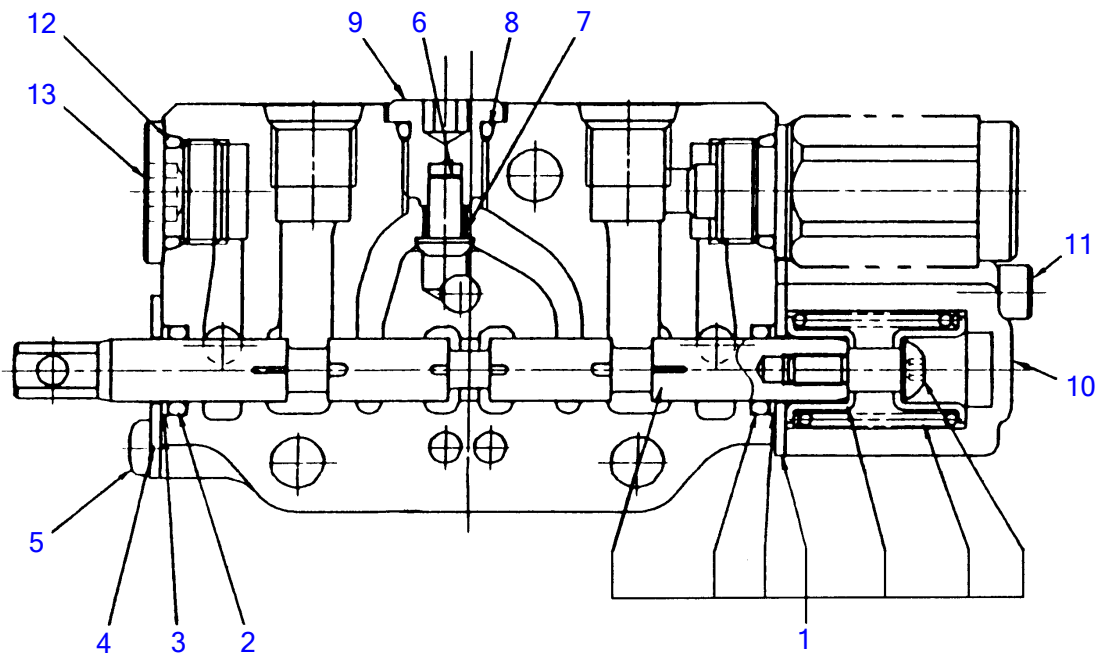


B5H080

BLOCK ASSY; No. 5

Item	Part number	Description	Q'ty	Chan.	Serial No.	Serv.	Remarks
0	1901040219	BLOCK ASSY, No.5	1				service
1	1901040298	▪ SPOOL ASSY	1				
2	1420000101	▪ O-RING	1				
3	1421030101	▪ RING, back-up	1				
4	1901040241	▪ PLATE	1				
5	1120590510	▪ SCREW	2				
6	1901021366	▪ VALVE	1				
7	1901040261	▪ SPRING	1				
8	1420010110	▪ O-RING	1				
9	1901040251	▪ PULG	1				
10	1901040256	▪ HOLDER, spring	1				
11	1110020545	▪ SCREW, cap	2				

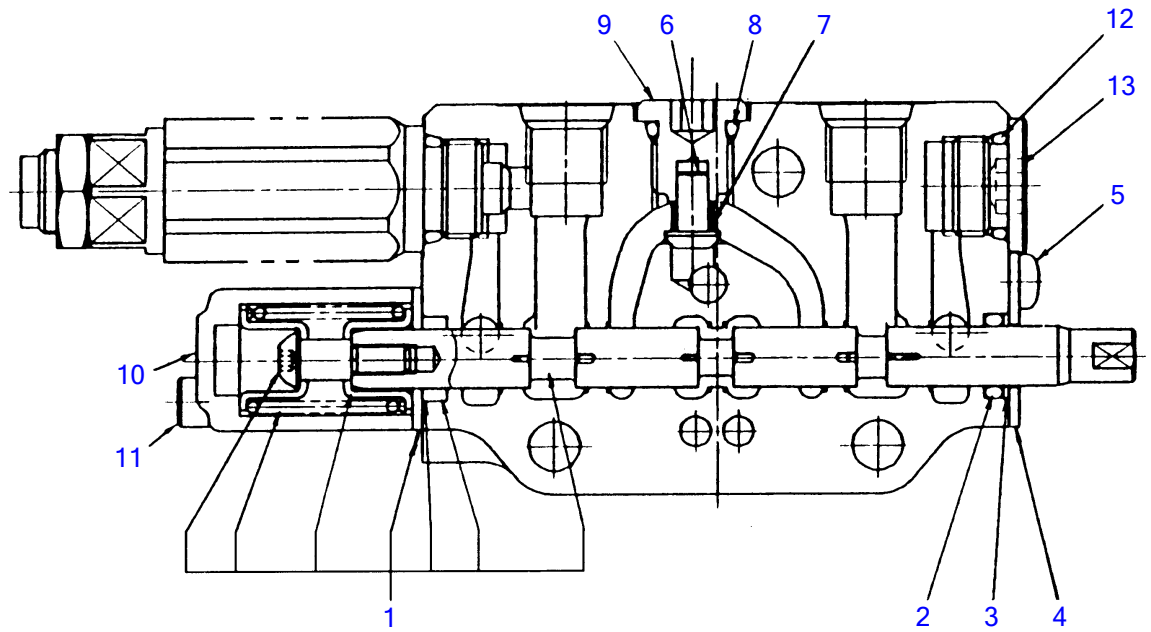
B5h080



B5H090

BLOCK ASSY; No. 6

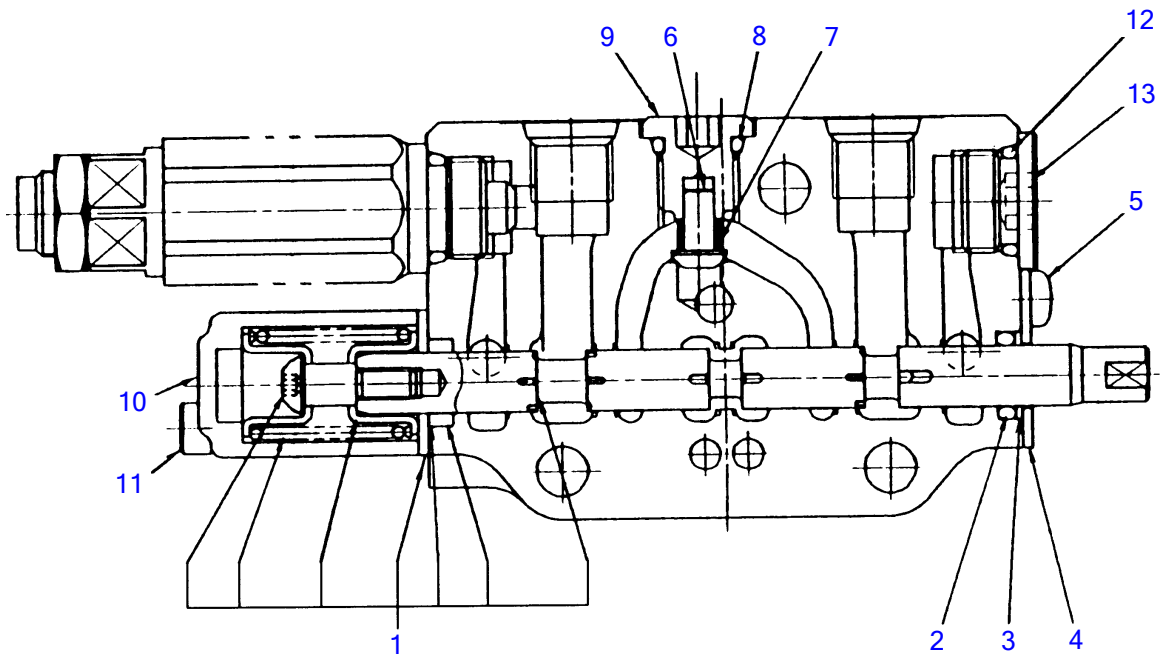
Item	Part number	Description	Q'ty	Chan.	Serial No.	Serv.	Remarks
0	1901040218	BLOCK ASSY, No.6	1				swing
1	1901040296	▪ SPOOL ASSY	1				
2	1420000101	▪ O-RING	1				
3	1421030101	▪ RING, back-up	1				
4	1901040241	▪ PLATE	1				
5	1120590510	▪ SCREW	2				
6	1901021366	▪ VALVE	1				
7	1901040261	▪ SPRING	1				
8	1420010110	▪ O-RING	1				
9	1901040251	▪ PULG	1				
10	1901040256	▪ HOLDER, spring	1				
11	1110020545	▪ SCREW, cap	2				
12	1420010140	▪ O-RING	1				
13	1501750003	▪ PULG	1				
	1420010140	▪ ▪ O-RING	1			M	
	B5h090						



B5H100

BLOCK ASSY; No. 7

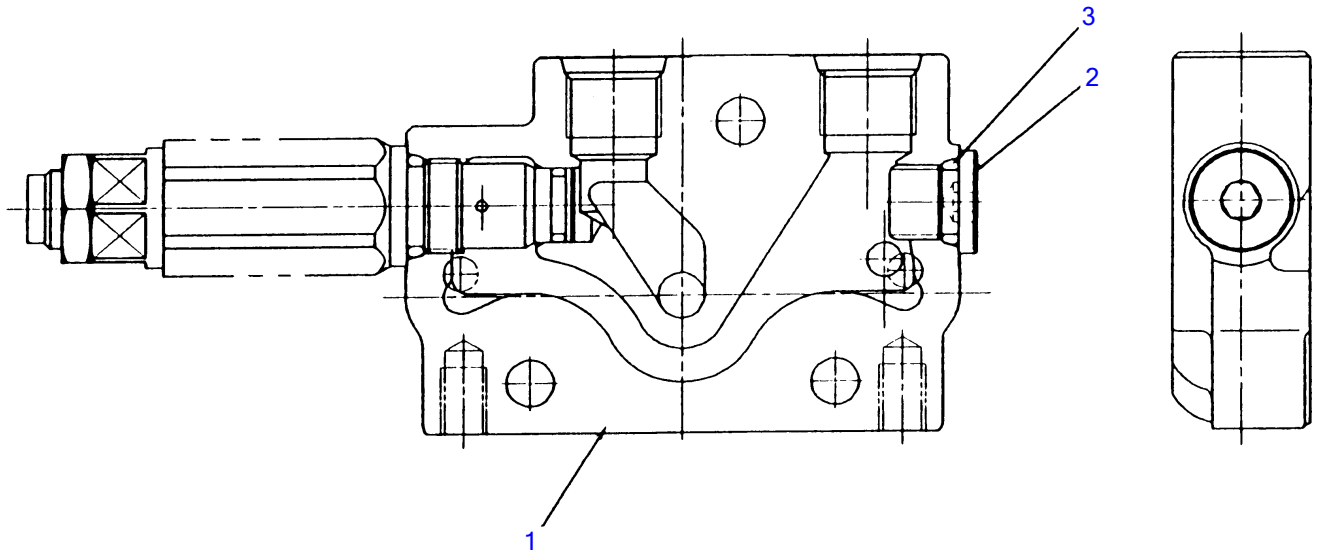
Item	Part number	Description	Q'ty	Chan.	Serial No.	Serv.	Remarks
0	1901040211	BLOCK ASSY, No.7	1				boom
1	1901040295	▪ SPOOL ASSY	1				
2	1420000101	▪ O-RING	1				
3	1421030101	▪ RING, back-up	1				
4	1901040241	▪ PLATE	1				
5	1120590510	▪ SCREW	2				
6	1901021366	▪ VALVE	1				
7	1901040261	▪ SPRING	1				
8	1420010110	▪ O-RING	1				
9	1901040251	▪ PULG	1				
10	1901040256	▪ HOLDER, spring	1				
11	1110020545	▪ SCREW, cap	2				
12	1420010140	▪ O-RING	1				
13	1501750003	▪ PULG	1				
	1420010140	▪ ▪ O-RING	1			M	
	B5h100						



B5H110

BLOCK ASSY; No. 8

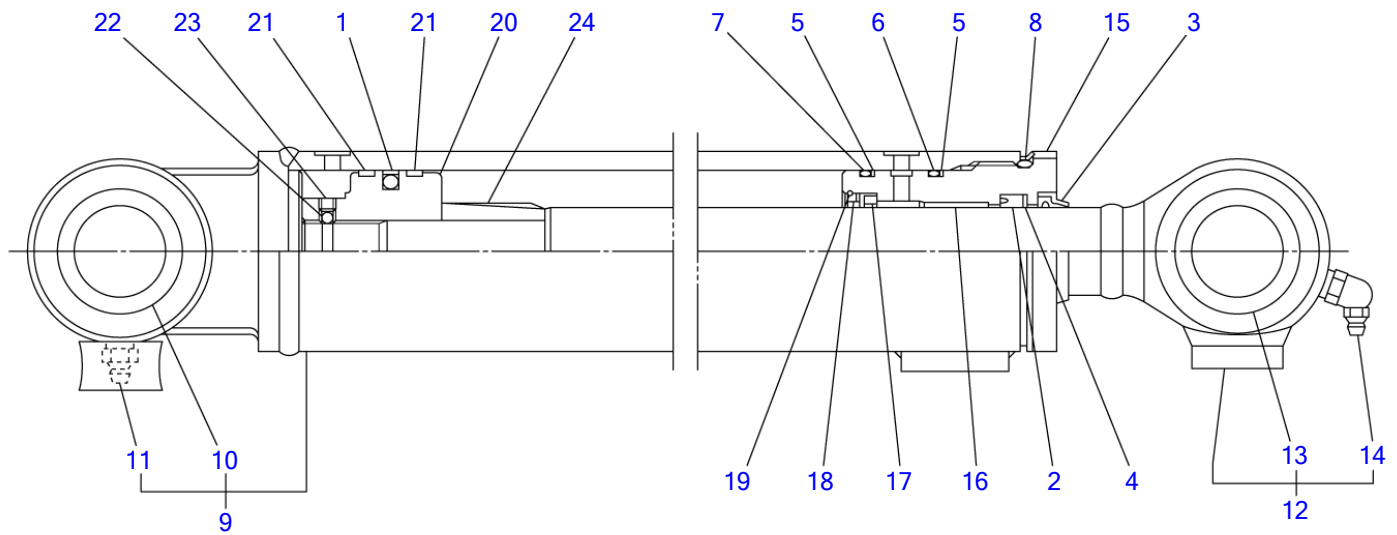
Item	Part number	Description	Q'ty	Chan.	Serial No.	Serv.	Remarks
0	1901040213	BLOCK ASSY, No.8	1				bucket
1	1901040294	▪ SPOOL ASSY	1				
2	1420000101	▪ O-RING	1				
3	1421030101	▪ RING, back-up	1				
4	1901040241	▪ PLATE	1				
5	1120590510	▪ SCREW	2				
6	1901021366	▪ VALVE	1				
7	1901040261	▪ SPRING	1				
8	1420010110	▪ O-RING	1				
9	1901040251	▪ PULG	1				
10	1901040256	▪ HOLDER, spring	1				
11	1110020545	▪ SCREW, cap	2				
12	1420010140	▪ O-RING	1				
13	1501750003	▪ PULG	1				
	1420010140	▪ ▪ O-RING	1				M
	B5h110						



B5H120

HOUSING ASSY						
Item	Part number	Description	Q'ty	Chan.	Serial No.	Serv. Remarks
0	1901040202	HOUSING ASSY	1			P2, T
1	1901040203	▪ BODY	1			
2	1501750002	▪ PULG	1			
	1420010110	▪ ▪ O-RING	1			M
3	1420010110	▪ O-RING	1			
	B5h120					

TB108 Book No. BB5Z004 S/N 10810004-10812001
BOOM CYLINDER

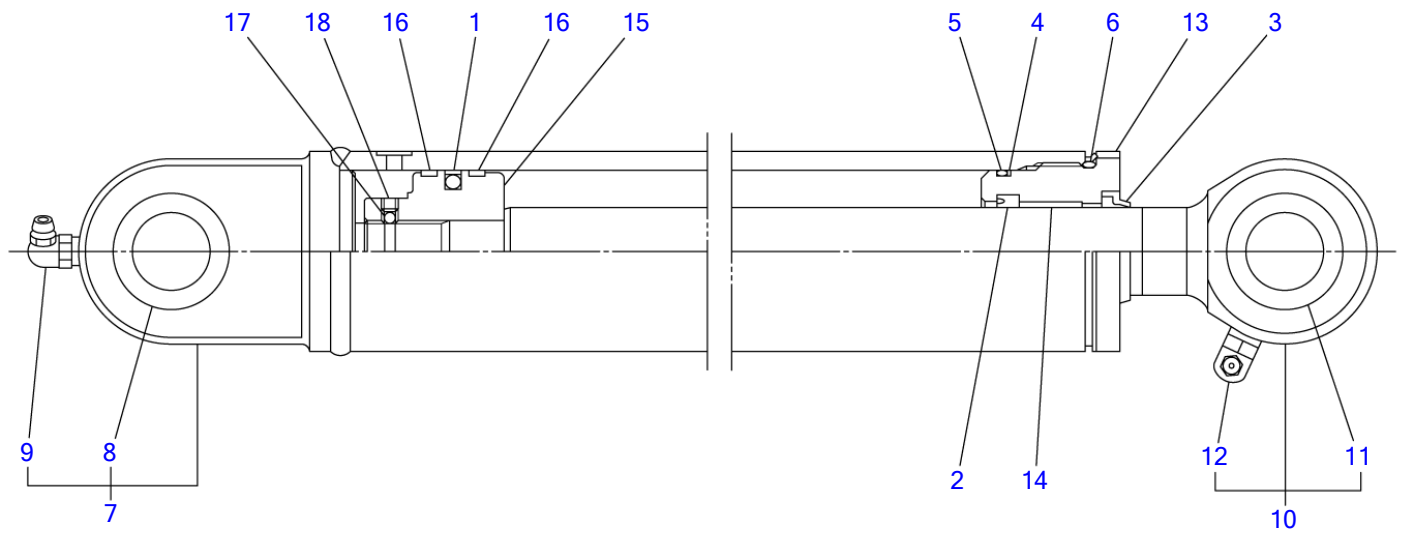


B5H130

S=FREE

BOOM CYLINDER

Item	Part number	Description	Q'ty	Chan.	Serial No.	Serv.	Remarks
0	1900087500	CYLINDER ASSY	1		10810004~10810246		boom
	1900088800	CYLINDER ASSY	1		10810247~		boom
0-1	1900087599	• KIT, seal	1				
1	X 1900056931	• • PACKING, piston	1				
2	X 1900056932	• • PACKING, rod	1				
3	X 1900087133	• • SEAL, dust	1				
4	X 1421135252	• • RING, back-up	1				
5	X 1421130450	• • RING, back-up	2				
6	X 1420110450	• • O-RING	1				
7	X 1420110400	• • O-RING	1				
8	X 1420500500	• • O-RING	1				
9	1900087598	• KIT, tube	1		10810004~10810246		
	1900088898	• KIT, tube	1		10810247~		
10	1900056902	• • BUSHING	1		10810004~10810246		
	1900044802	• • BUSHING	1		10810247~		
11	1560001000	• • FITTING, grease	1				
12	1900087597	• KIT, rod	1		10810004~10810246		
	1900088897	• KIT, rod	1		10810247~		
13	1900056902	• • BUSHING	1				
14	1560001675	• • FITTING, grease	1				
15	1900056903	• COVER, rod	1				
16	1900087113	• BUSHING	1				
17	1900056916	• RING, cushion	1				
18	1900056915	• SPACER	1				
19	1900056926	• STOPPER	1				
20	1900057106	• PISTON	1				
21	1900056928	• RING, wear	2				
22	1390020250	• BALL, steel	1				
23	1121050608	• SET-SCREW	1				
24	1900056905	• CUSHION, rod	1				
	B5h131						

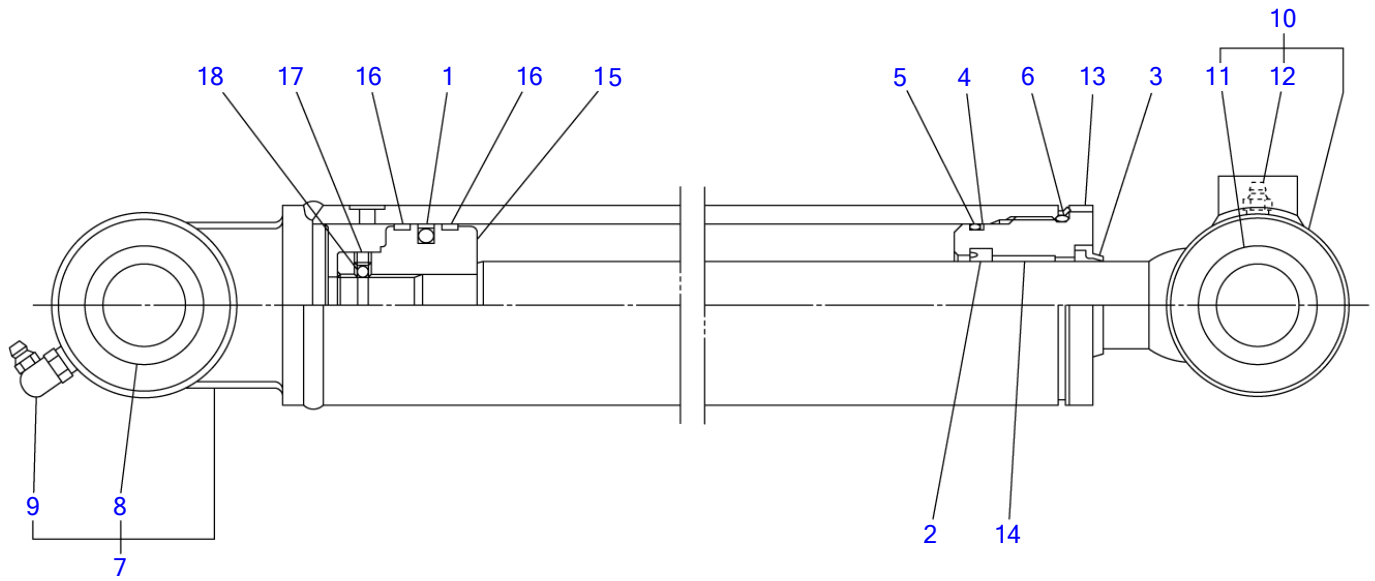


B5H140

S=FREE

ARM CYLINDER

Item	Part number	Description	Q'ty	Chan.	Serial No.	Serv.	Remarks
0	1900087400	CYLINDER ASSY	1				arm
0-1	1900087499	· KIT, seal	1				
1	X 1900051932	· · PACKING, piston	1				
2	X 1410530408	· · PACKING, rod	1				
3	X 1900073733	· · SEAL, dust	1				
4	X 1421130500	· · RING, back-up	1				
5	X 1420110500	· · O-RING	1				
6	X 1420500550	· · O-RING	1				
7	1900087498	· KIT, tube	1				
8	1900057002	· · BUSHING	1				
9	1560001900	· · FITTING, grease	1				
10	1900087497	· KIT, rod	1				
11	1900056902	· · BUSHING	1				
12	1560001900	· · FITTING, grease	1				
13	1900053503	· COVER, rod	1				
14	1333003025	· BUSHING	1				
15	1900053506	· PISTON	1				
16	1900066726	· RING, wear	2				
17	1390020250	· BALL, steel	1				
18	1121050606	· SET-SCREW	1				
	B5h140						



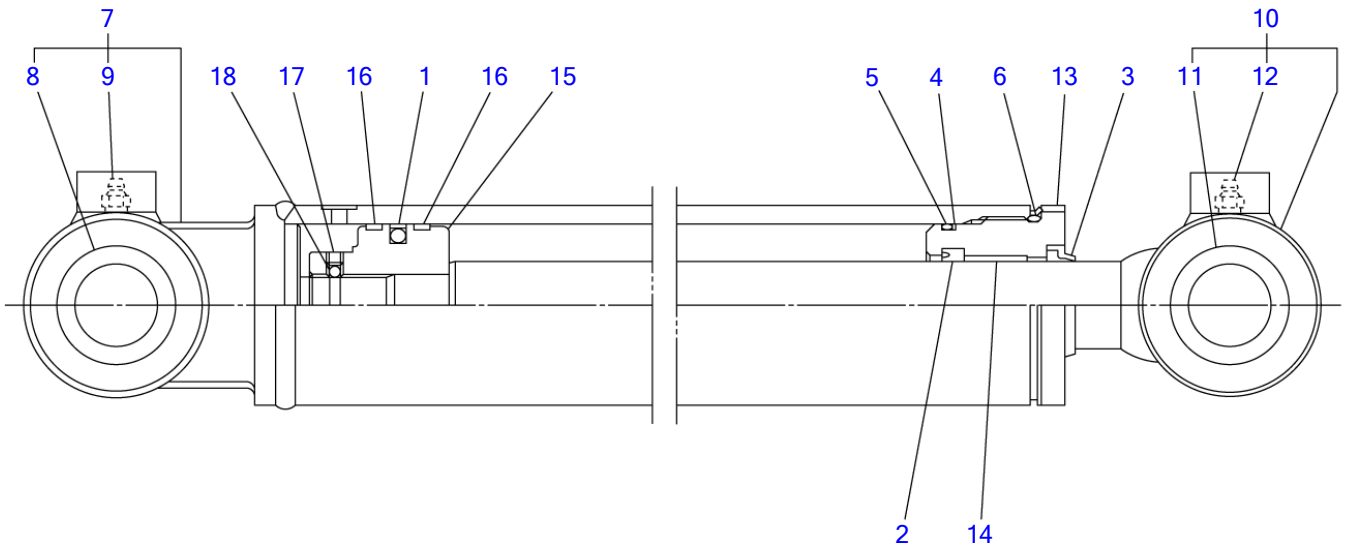
B5H150

S=FREE

BUCKET CYLINDER

Item	Part number	Description	Q'ty	Chan.	Serial No.	Serv.	Remarks
0	1900087300	CYLINDER ASSY	1				bucket
0-1	1900087299	· KIT, seal	1				
1	X 1900056931	· · PACKING, piston	1				
2	X 1900056932	· · PACKING, rod	1				
3	X 1900087133	· · SEAL, dust	1				
4	X 1421130450	· · RING, back-up	1				
5	X 1420110450	· · O-RING	1				
6	X 1420500500	· · O-RING	1				
7	1900087398	· KIT, tube	1				
8	1900057002	· · BUSHING	1				
9	1560001900	· · FITTING, grease	1				
10	1900087397	· KIT, rod	1				
11	1900056902	· · BUSHING	1				
12	1560001000	· · FITTING, grease	1				
13	1900057103	· COVER, rod	1				
14	1900087113	· BUSHING	1				
15	1900057106	· PISTON	1				
16	1900056928	· RING, wear	2				
17	1121050608	· SET-SCREW	1				
18	1390020250	· BALL, steel	1				
	B5h150						

TB108 Book No. BB5Z004 S/N 10810004-10812001
DOZER BLADE CYLINDER

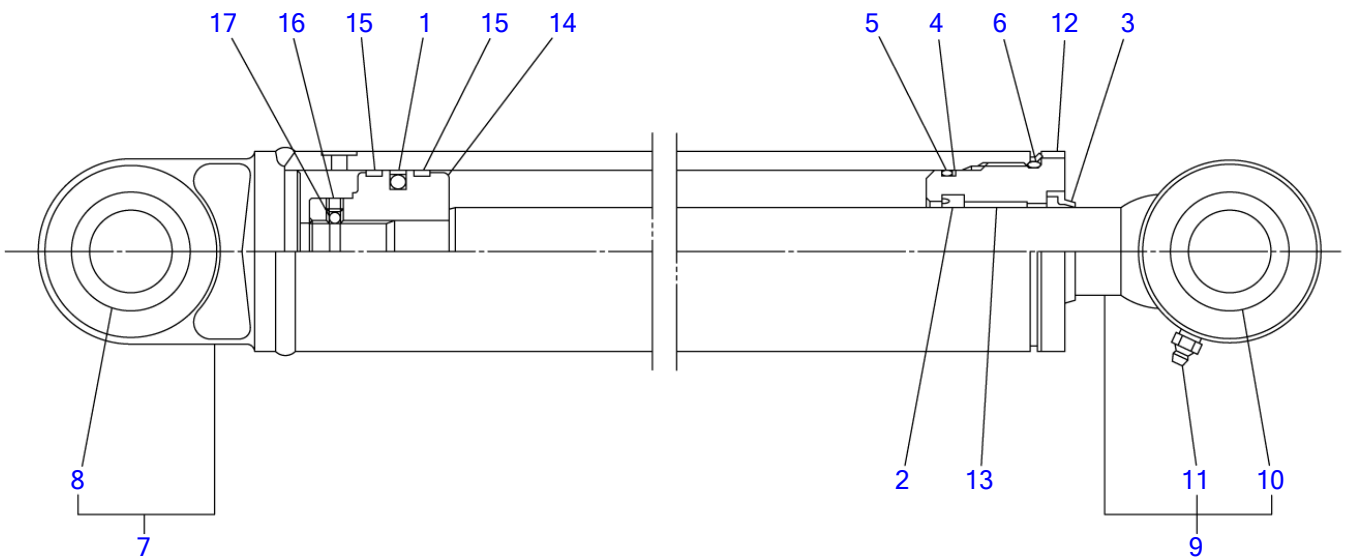


B5H160

S=FREE

DOZER BLADE CYLINDER

Item	Part number	Description	Q'ty	Chan.	Serial No.	Serv.	Remarks
0	1900087100	CYLINDER ASSY	1				blade
0-1	1900087299	• KIT, seal	1				
1	X 1900056931	• • PACKING, piston	1				
2	X 1900056932	• • PACKING, rod	1				
3	X 1900087133	• • SEAL, dust	1				
4	X 1421130450	• • RING, back-up	1				
5	X 1420110450	• • O-RING	1				
6	X 1420500500	• • O-RING	1				
7	1900087198	• KIT, tube	1				
8	1900057002	• • BUSHING	1				
9	1560001000	• • FITTING, grease	1				
10	1900087197	• KIT, rod	1				
11	1900057002	• • BUSHING	1				
12	1560001000	• • FITTING, grease	1				
13	1900057103	• COVER, rod	1				
14	1900087113	• BUSHING	1				
15	1900057106	• PISTON	1				
16	1900056928	• RING, wear	2				
17	1121050608	• SET-SCREW	1				
18	1390020250	• BALL, steel	1				
	B5h160						

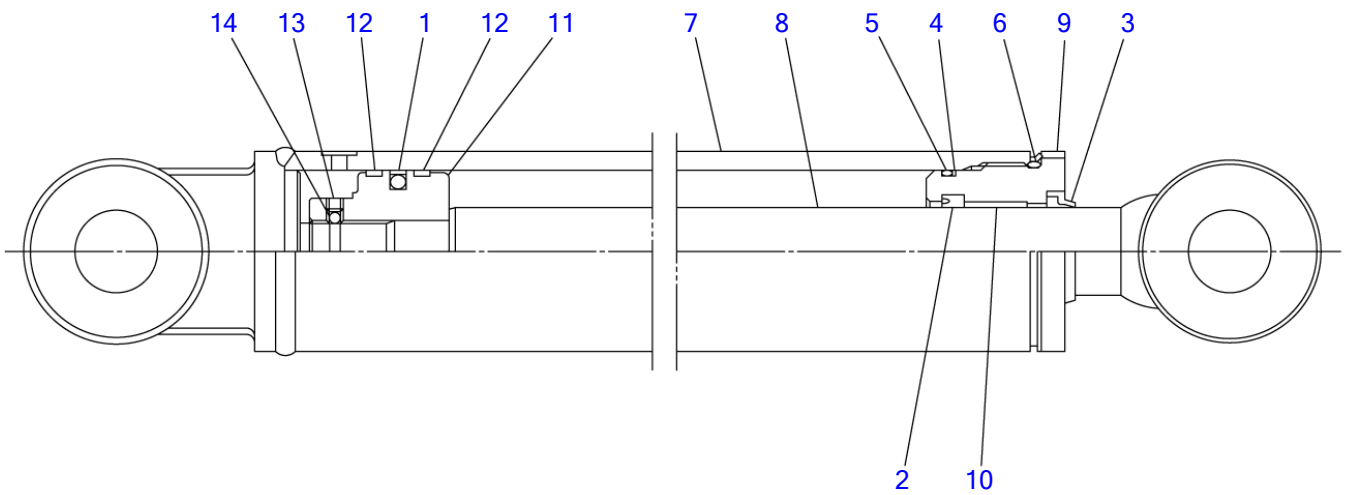


B5H170

S=FREE

SWING CYLINDER

Item	Part number	Description	Q'ty	Chan.	Serial No.	Serv.	Remarks
0	1900087600	CYLINDER ASSY	1		10810004~10810246		swing
	1900088900	CYLINDER ASSY	1		10810247~		swing
0-1	1900087299	• KIT, seal	1				
1	X 1900056931	• • PACKING, piston	1				
2	X 1900056932	• • PACKING, rod	1				
3	X 1900087133	• • SEAL, dust	1				
4	X 1421130450	• • RING, back-up	1				
5	X 1420110450	• • O-RING	1				
6	X 1420500500	• • O-RING	1				
7	1900087698	• KIT, tube	1		10810004~10810246		
	1900088998	• KIT, tube	1		10810247~		
8	1900057002	• • BUSHING	1				
9	1900087697	• KIT, rod	1		10810004~10810246		
	1900088997	• KIT, rod	1		10810247~		
10	1900056902	• • BUSHING	1		10810004~10810246		
	1900024720	• • BUSHING	1		10810247~		
11	1560001000	• • FITTING, grease	1				
12	1900057203	• COVER, rod	1				
13	1900087113	• BUSHING	1				
14	1900057106	• PISTON	1				
15	1900056928	• RING, wear	2				
16	1121050608	• SET-SCREW	1				
17	1390020250	• BALL, steel	1				
	B5h171						



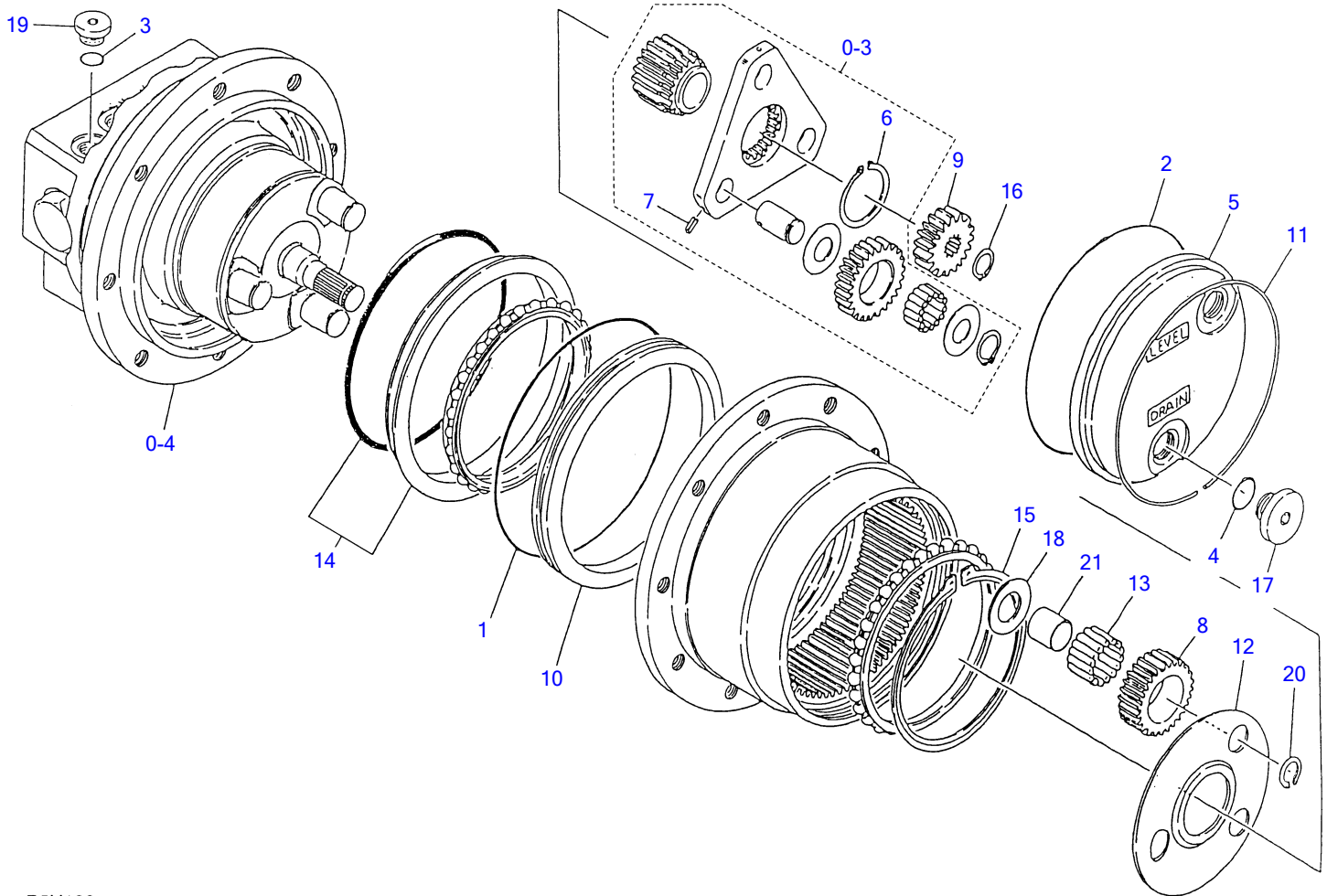
B5H180

S=FREE

SPANNER CYLINDER

Item	Part number	Description	Q'ty	Chan.	Serial No.	Serv.	Remarks
0	1900087200	CYLINDER ASSY	1				spanner
0-1	1900087299	▪ KIT, seal	1				
1	X 1900056931	▪ ▪ PACKING, piston	1				
2	X 1900056932	▪ ▪ PACKING, rod	1				
3	X 1900087133	▪ ▪ SEAL, dust	1				
4	X 1421130450	▪ ▪ RING, back-up	1				
5	X 1420110450	▪ ▪ O-RING	1				
6	X 1420500500	▪ ▪ O-RING	1				
7	1900087207	▪ TUBE	1				
8	1900087201	▪ ROD, piston	1				
9	1900057203	▪ COVER, rod	1				
10	1900087113	▪ BUSHING	1				
11	1900057106	▪ PISTON	1				
12	1900056928	▪ RING, wear	2				
13	1121050608	▪ SET-SCREW	1				
14	1390020250	▪ BALL, steel	1				
	B5h180						

TB108 Book No. BB5Z004 S/N 10810004-10812001
TRAVEL MOTOR (1/3) (reduction sec.)

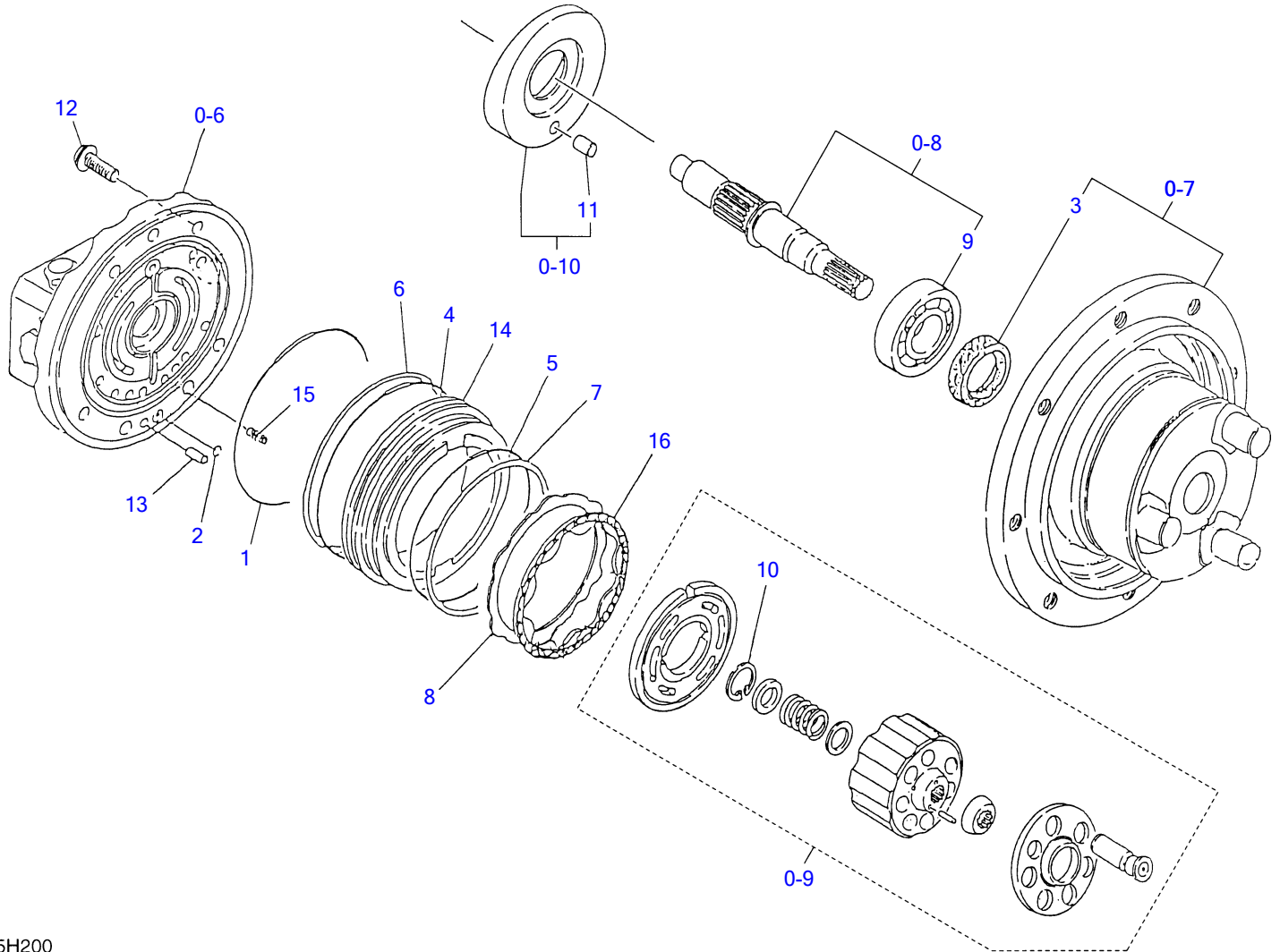


B5H190

TRAVEL MOTOR (1/3) (reduction sec.)

Item	Part number	Description	Q'ty	Chan.	Serial No.	Serv.	Remarks
0	1903122400	MOTOR ASSY, travel	1				
0-1	X *****	• REDUCTION ASSY	1				
0-2	1912906999	• • KIT, seal	1				
1	X 1420101300	• • • O-RING	1				
2	X 1420300248	• • • O-RING	1				
3	X 1420010110	• • • O-RING	1				
4	X 1420010140	• • • O-RING	2				
5	1903121202	• • COVER	1				
0-3	1912906998	• • CARRIER ASSY, sub	1				
6	1220000026	• • • RING, snap	1				
7	1213000312	• • • PIN, spring	3				
8	1903121206	• • GEAR	3				
9	1912906909	• • GEAR	1				
10	1903121212	• • RING, seal	1				
11	1903118113	• • RING, snap	1				
12	1912906914	• • PLATE	1				
13	1903118116	• • NEEDLE	45				
14	1903121218	• • SEAL, floating	1				
15	1903121222	• • RING, snap	1				
16	1220000013	• • RING, snap	1				
17	1903118932	• • PLUG	2				
0-4	1903906000	• • KIT, motor	1				
18	1903121234	• • WASHER	3				
19	1903901930	• • PLUG	1				
20	1903918137	• • RING, snap	3				
21	1903121238	• • RING	3				
	B5h190						

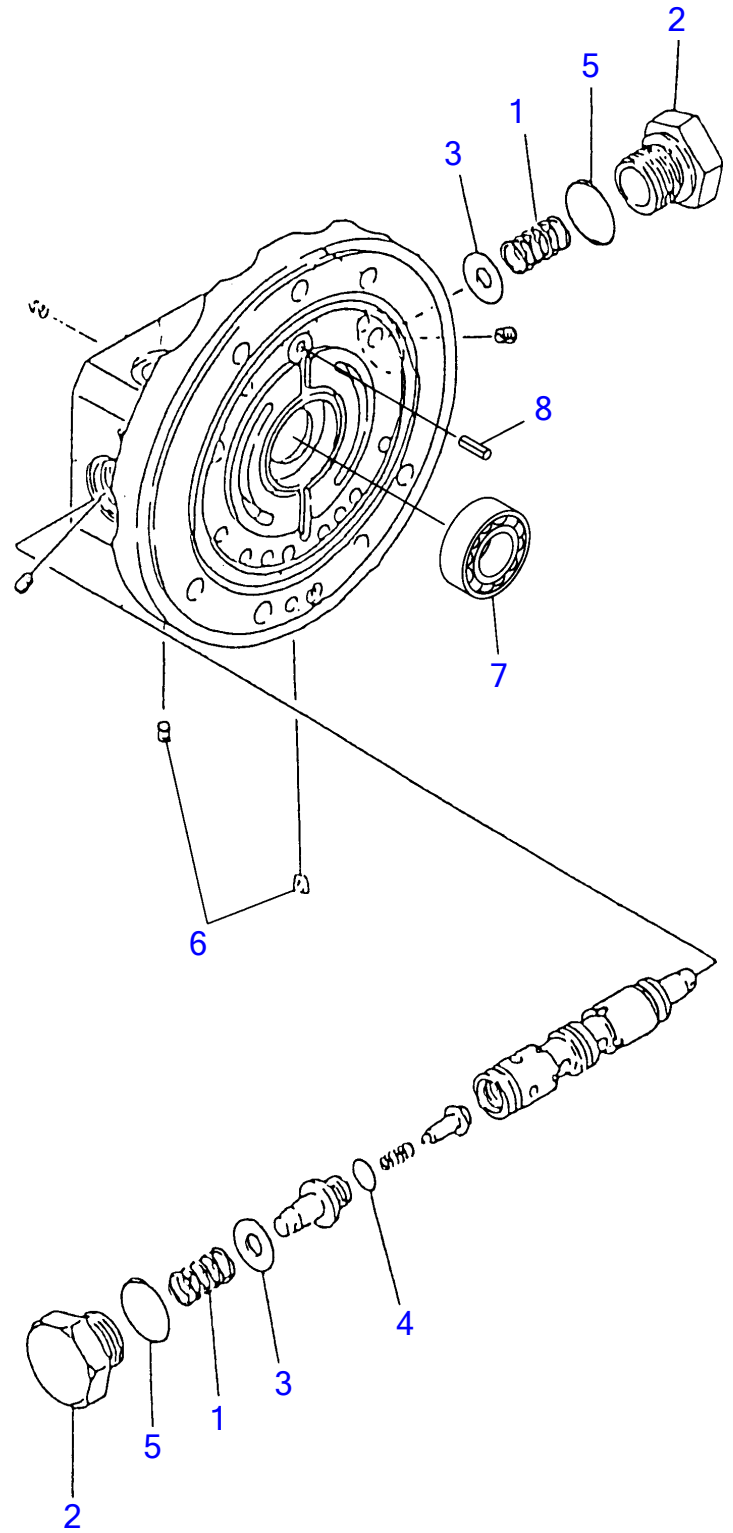
TB108 Book No. BB5Z004 S/N 10810004-10812001
TRAVEL MOTOR (2/3) (motor sec.)



B5H200

TRAVEL MOTOR (2/3) (motor sec.)

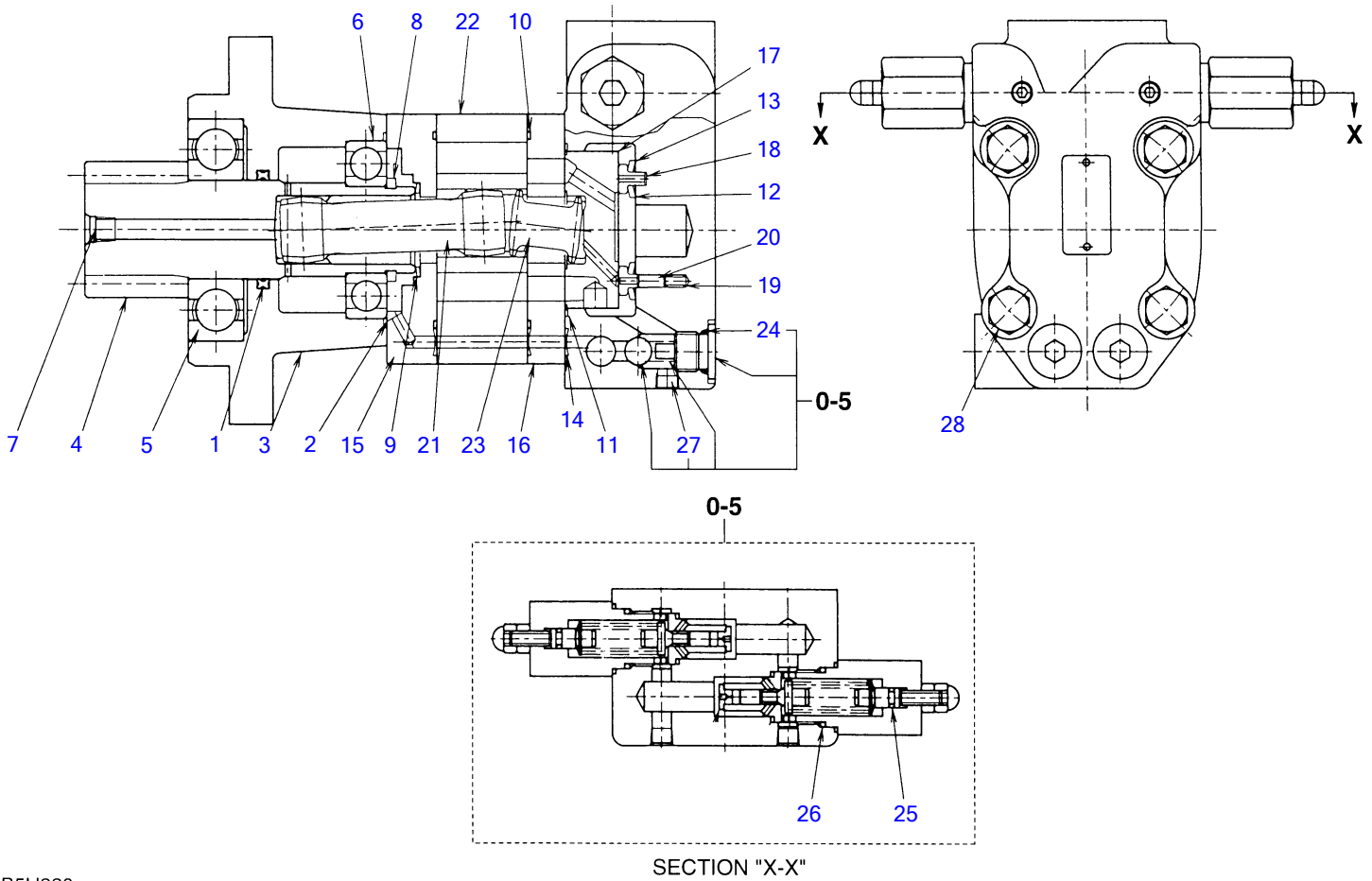
Item	Part number	Description	Q'ty	Chan.	Serial No.	Serv.	Remarks
0	1903122400	MOTOR ASSY, travel	1				
0-4	X *****	• KIT, motor	1				
0-5	1903906099	• • KIT, seal	1				
1	X 1420111050	• • • O-RING	1				
2	X 1420010060	• • • O-RING	1				
3	X 1903904226	• • • SEAL, dust	1				
4	X 1420110950	• • • O-RING	1				
5	X 1420110900	• • • O-RING	1				
6	X 1421130950	• • • RING, back-up	1				
7	X 1421130900	• • • RING, back-up	1				
0-6	1903906098	• • KIT, body 1	1				
0-7	1903906097	• • KIT, body 2	1				
8	1903906028	• • PLATE	1				
0-8	1903906096	• • KIT, shaft	1				
9	1300006004	• • • BEARING	1				
0-9	1903905295	• • KIT, cylinder	1				
10	1221000028	• • • RING, snap	1				
0-10	1903906094	• • PLATE, swash	1				
11	1212000810	• • • PIN	1				
12	1903904230	• • SCREW	7				
13	1212000614	• • PIN	1				
14	1903904217	• • PISTON, brake	1				
15	1903906026	• • SPRING	8				
16	1903905228	• • PLATE	1				
	B5h200						



B5H210

TRAVEL MOTOR (3/3) (valve sec.)

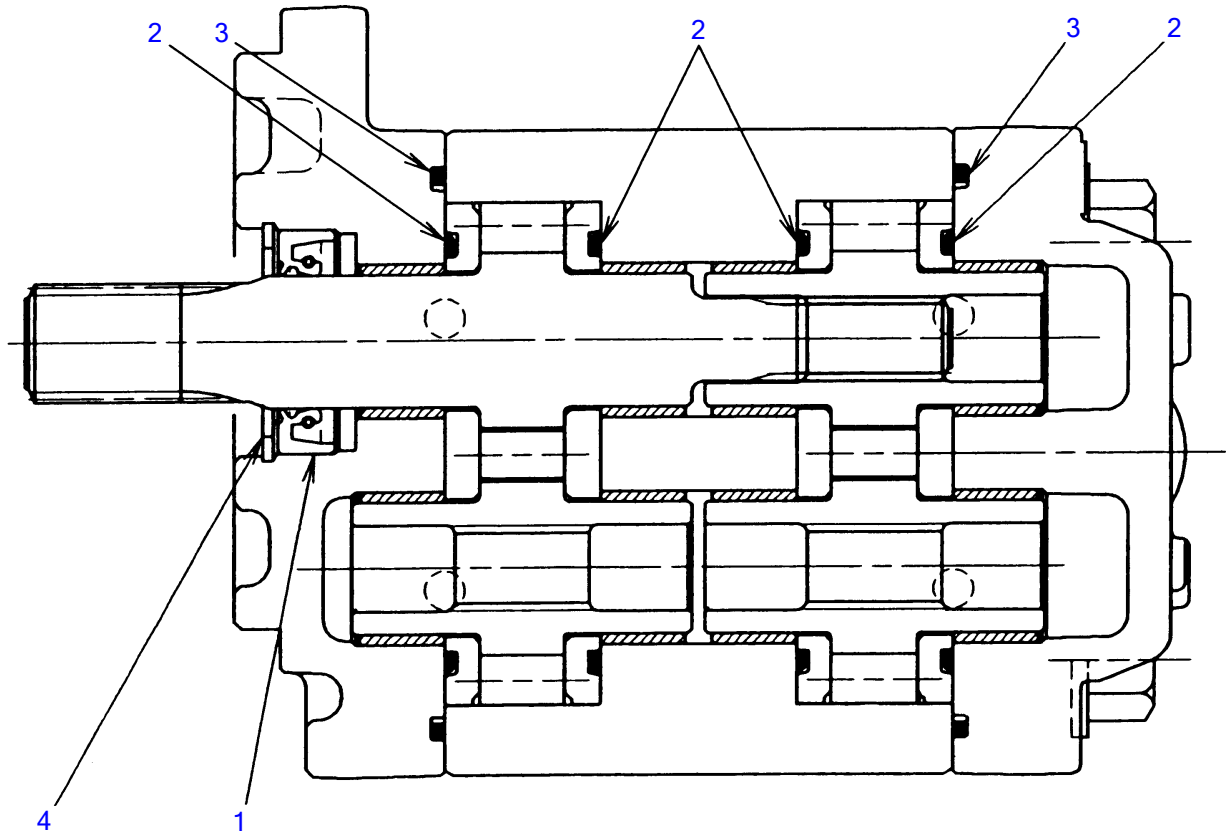
Item	Part number	Description	Q'ty	Chan.	Serial No.	Serv.	Remarks
0	1903122400	MOTOR ASSY, travel	1				
0-6	1903906098	▪ KIT, body 1	1				
1	1903904247	▪ ▪ SPRING	2				
2	1901807010	▪ ▪ PLUG	2				
3	1901804510	▪ ▪ RING	2				
4	1420000100	▪ ▪ O-RING	2				
5	1420010140	▪ ▪ O-RING	2				
6	1501810000	▪ ▪ PLUG	2				
7	1300006201	▪ ▪ BEARING	1				
8	1213000512	▪ ▪ PIN, spring	1				
	B5h210						



B5H220

SLEW MOTOR

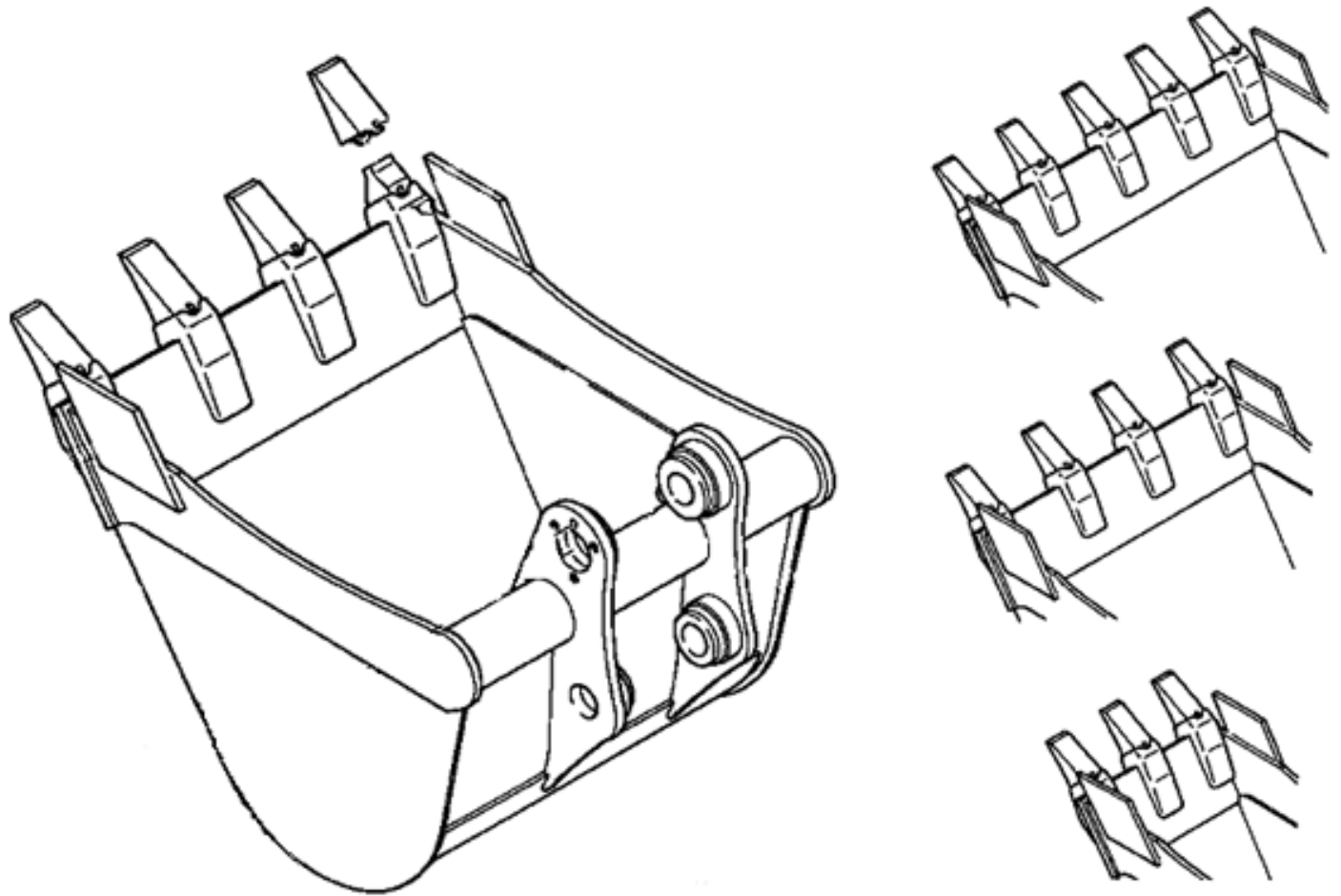
Item	Part number	Description	Q'ty	Chan.	Serial No.	Serv.	Remarks
0	1903122300	MOTOR ASSY, slew	1				
0-1	1912906700	· GEAR ASSY	1				
0-2	1912906799	· · KIT, seal	1				
1	X 1912906706	· · · X-RING	1				
2	X 1420310041	· · · O-RING	1				
3	1912906701	· · HOUSING	1				
4	1912906702	· · GEAR	1				
5	1912902203	· · BEARING	1				
6	1903104707	· · BEARING	1				
7	1903103646	· · PLUG	2				
8	1903900437	· · RING, retaining	1				
0-3	1903905900	· MOTOR ASSY	1				
0-4	1903905999	· · KIT, seal	1				
9	X 1432900017	· · · SEAL	1				
10	X 1420310041	· · · O-RING	2				
11	X 1420310038	· · · O-RING	1				
12	X 1903905918	· · · SEAL	1				
13	X 1903905920	· · · SEAL	1				
14	X 1420310011	· · · O-RING	3				
15	1903117817	· · PLATE	1				
16	1903904319	· · PLATE	1				
17	1903117925	· · VALVE	1				
18	1903117926	· · PLATE	1				
19	1903103632	· · SPRING	2				
20	1903103634	· · PIN	2				
21	1903903627	· · DRIVE	1				
22	1903905922	· · ROLLER	1				
23	1903102624	· · DRIVE	1				
0-5	1901811000	· · HOUSING ASSY	1				
0-6	1901811099	· · · KIT, seal	1				
24	X 1420010140	· · · · O-RING	2				
25	X 1420010050	· · · · O-RING	2				
26	X 1420010200	· · · · O-RING	2				
27	1903103646	· · · PLUG	3				
28	1903900432	· · BOLT	4				
	B5h220						



B5H230


HYDRAULIC PUMP

Item	Part number	Description	Q'ty	Chan.	Serial No.	Serv.	Remarks
0	1902018900	PUMP ASSY	1				
0-1	1902018999	▪ KIT, seal	1				
1	X 1902018955	▪ ▪ SEAL, dust	1				
2	X 1902018950	▪ ▪ PACKING	4				
3	X 1902018951	▪ ▪ PACKING	2				
4	X 1221000032	▪ ▪ RING, snap	1				
	B5h230						




TB108 Buckets

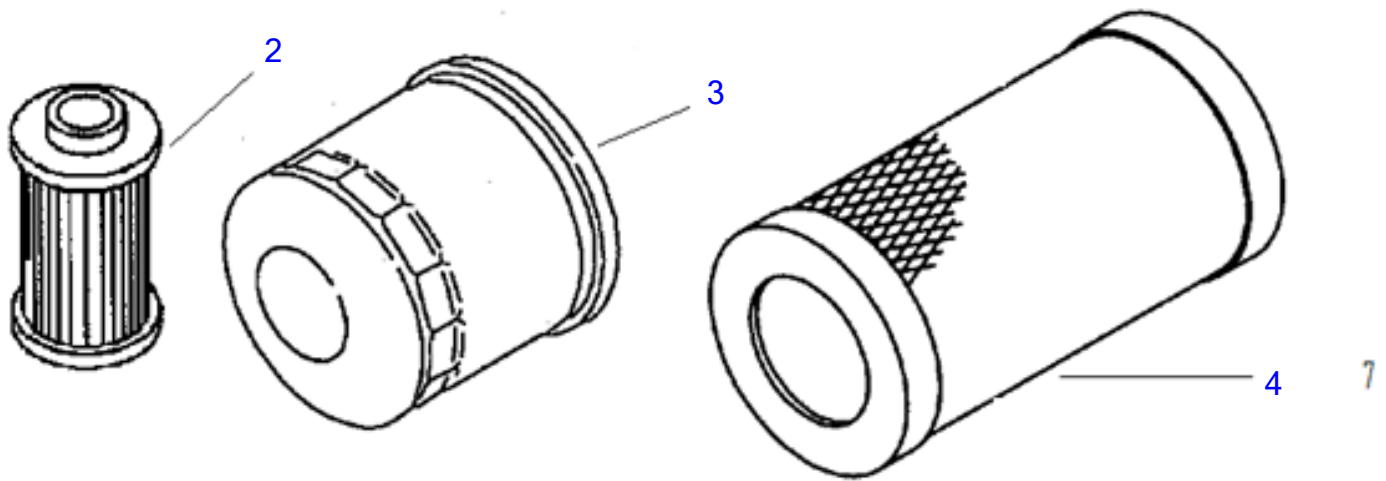
Item	Part number	Description	Q'ty	Chan.	Serial No.	Serv.	Remarks
		TB108 Buckets					
	BTB00708	8" Pin-on Bucket TB007/TB108	1				
	BTB00710	10" Pin-on Bucket TB007/TB108 (special order)	1				
	BTB00712	12" Pin-on Bucket TB007/TB108	1				
	BTB00716	16" Pin-on Bucket TB007/TB108 (special order)	1				
	BTB00718	18" Pin-on Bucket TB007/TB108 (special order)	1				



		Teeth New						
Item	Part number	Description		Q'ty	Chan.	Serial No.	Serv.	Remarks
		Teeth New						
1	1914210182	Tooth		1				
2	1914299142	Double Tiger		1				
3	191429942	Single Tiger (C&P) Tooth		1				
4	1914210181	AdaptorShank 230 X 156 Old Style		1				
	19142181-1	Adaptor Shank 550 X 156 New Style		1				
5	1914210183	Pin		1				

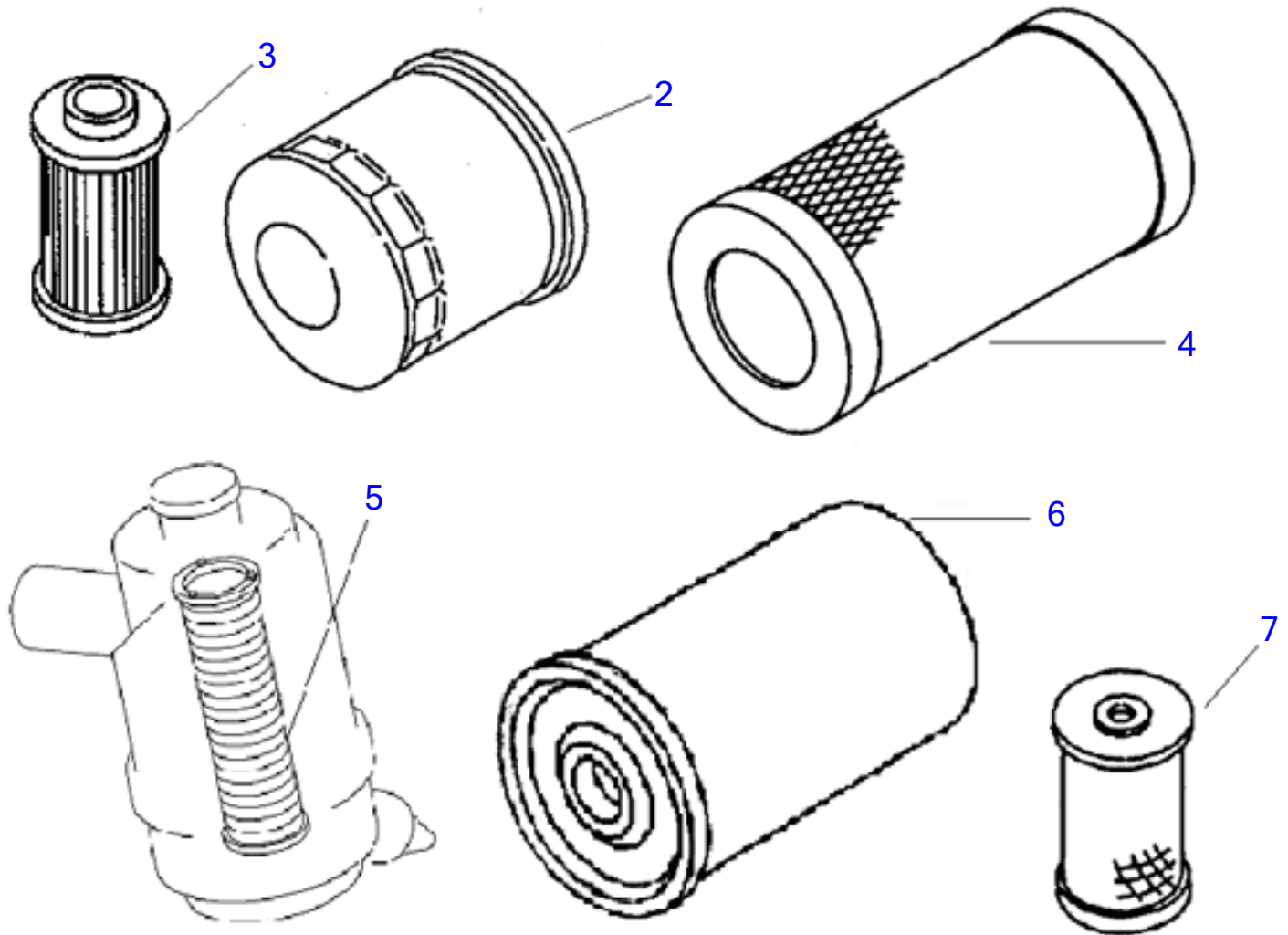


Item	Part number	Description	Old Teeth			
			Q'ty	Chan.	Serial No.	Serv. Remarks
		Old Teeth				
1	1914201202	Tooth TB007/TB015	1			
2	1914291202	Rock Tooth V13	1			
3	1914201201	Adaptor	1			
4	1914201203	Lock	1			

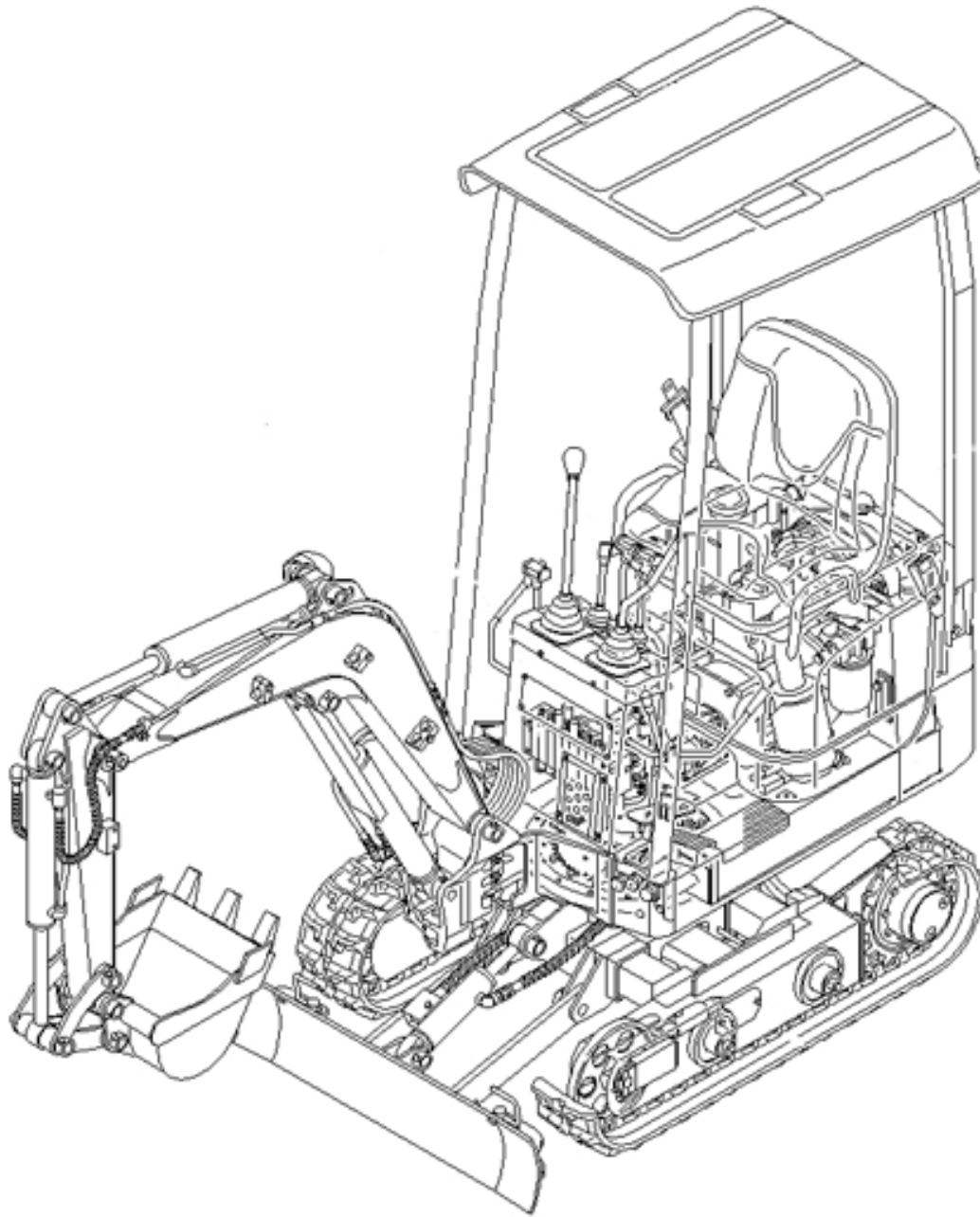


250 Hour Filter Kit

Item	Part number	Description	Q'ty	Chan.	Serial No.	Serv.	Remarks
		250 Hour Filter Kit					
	1909901400	250 Hour Filter Kit TB108/TB014/TB016	1				
1	Y119305-35150	* Engine Oil Filter	1				
2	Y124550-5570	* Fuel Filter	1				
3	Y119655-12560	* Air Filter	1				

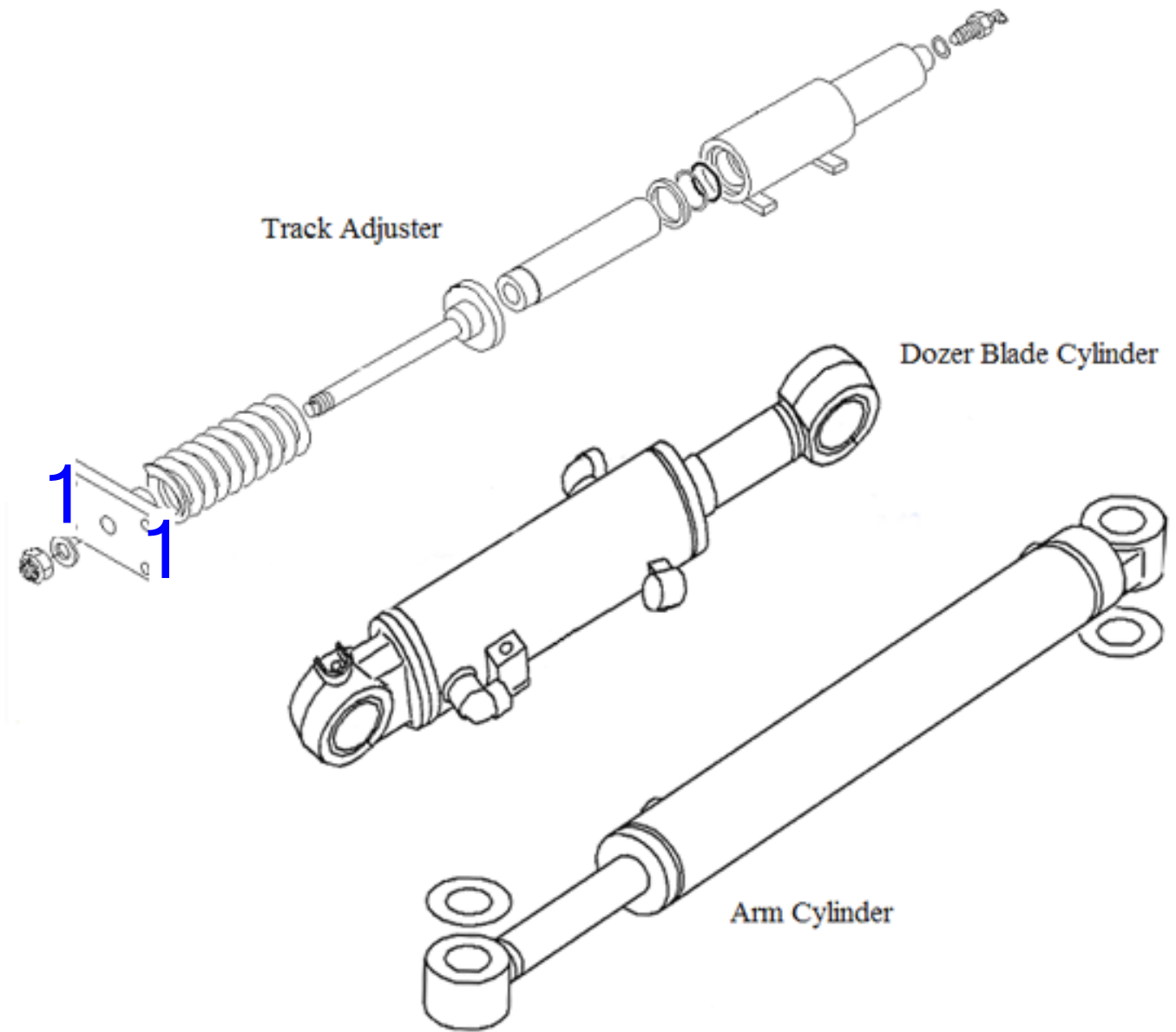


Annual Filter Kit						
Item	Part number	Description	Q'ty	Chan.	Serial No.	Serv. Remarks
		Annual Filter Kit				
	1909910810	Filter Kit TB108 (annual)	1			
2	Y119305-35150	* Engine Oil Filter	1			
3	Y124550-55700	* Fuel Filter	1			
4	Y119655-12560	* Air Filter	1			
5	1911101342	* Inner Air Filter	1			
6	1551035110	* Hydraulic Filter	1			
7	Y171081-55910	* Screen check SN for application - TNE	1			



TAKEUCHI

Recommended Stock Order List						
Item	Part number	Description	Q'ty	Chan.	Serial No.	Serv. Remarks
		Recommended Stock Order List				
	1700100052	Starter Switch	1			
	1700100019	Key (qty 1 - 2 keys)	2			
	Y119233-77932	Solenoid	1			
	Y25152-003500	Fan Belt TB108	1			
	1730500008	Diode (3a Yellow)	1			
	1701330045	Fusible Link 45 Amp	1			
	1701310010	Fuse 10 Amp	1			
	1701310030	Fuse 30 Amp	1			
	1919060104	Red Aerosol Paint	2			
	1919060139	Lt. Gray Aerosol Paint	2			
	Y23010-03800	Clamp 38	2			
	1560001000	Straight Grease Fitting	10			
	1560001675	67.5 degree Grease Fitting	6			
	1560001900	90 degree Grease Fitting	6			
	1552001012	Fuel Tank Cap	1			
	0411602100	Sprocket	2			
	1702054019	Battery TB108	1			
	0411300400	Roller	4			
	1703000300	Lamp Boom	1			
	Y119515-77010	Complete Starter	1			
	0324025210	Upper Rod Hose TB108 SN 10820001-up	1			
	Y171301-77201	Generator	1			
	1914090100	Rubber Track TB007/TB108	2			



		Seal Kits						
Item	Part number	Description	Q'ty	Chan.	Serial No.	Serv.	Remarks	
		TB108 Seal Kits						
	1900087299	Swing Cylinder Seal Kit TB108 Multi Use	1					
	1900087299	Dozer Blade Seal Kit TB108 Multi Use	1					
	1900087299	Bucket Cylinder Seal Kit TB108 Multi Use	1					
	1900087499	Arm Cylinder Seal Kit TB108	1					
	1900087599	Boom Cylinder Seal Kit TB108	1					
	1900087299	Track Adjuster Seal Kit TB108 Mulit Use	1					

Item	Part number	All TB108 Manuals Description	Q'ty	Chan.	Serial No.	Serv.	Remarks
		TB108 Manuals					
	L108000001	Operators Manual TB108 AB5E006 TNE	1				
	L108000003TNE	Parts Manual TB108 BB5Z004 SN 10810004-10820000 TNE Eng	1				
	L108000004TNE	Service Manual TB108 CB5E001 SN 10810004-10812001 TNE	1				

How to read this Parts Catalog.

1. Parts mentioned in this Parts Catalog may not necessarily be standard equipping parts.
2. Parts change may be made without prior notice.
3. Form of this Parts Catalog.

Y00F2161 (1997.09.01)

Fig. 29 燃料噴射ポンプ(ブーコン用)
FUEL INJECTION PUMP (W/BOOST)

●見出 REF.No.		レベル LEV.	部品番号 PARTS No.	部品名	DESCRIPTION	個数 (Qty)						備考
						A	B	C	D	E	F	
1		●	729595-51390	F0#ポン ASY(7-コック)	FULE INJECTION PUMP	1	1	1	1	1	1	1
1-1		●	729595-51391	F0#ポン ASY(7-コック)	FULE INJECTION PUMP	1	1	1	1	1	1	1
		⑤	(A=E/#00185)(B=E/#00200)									
3		●●	26022-060162	ナメネジ M 6X 16	SCREW M 6X 16	9	9	9	9	9	9	
I 3-1		●●	26022-060162	ナメネジ M 6X 16	SCREW M 6X 16	4	4	4	4	4	4	K
			(A=E/#00185)(B=E/#00200)(C=E/#00156)(D=E/#00156)(E=E/#00156)									
4		●●	129470-51040	カムシャフト	CAMSHAFT	1	1	1	1	1	1	
5		●●	122710-51050	ベアリングローラ	BEARING, ROLLER	2	2	2	2	2	2	
6		●●	129470-51060	ベアリングホルダ	RETAINER	1	1	1	1	1	1	
備考					Remarks							
(1) ブーストコンペンセータ付き. 4JH-DT, 4JH-DTZとも					(1) BOOST COMPENSATOR TYPE.							
E/# 00155 までは、特別注文仕様とします					OPTIONAL PART, TO E/# 00155, (4JH - DT, 4JH - DTZ)							

① Ref. No.

The Ref. No. in the list may not be accord with the Ref. No. on illustration.

(Ex.) Illustration No. List head No.

1 1 (Befor change) → 1 -1 (After change)

When interchangeable symbol N, R, and K, illustrations for new parts are sometimes omitted.

② Lev.(Level)

Indication and Meaning of Level

Level: Hereunder is given the relation among the number of dots(●), the level and the nominal parent-child relationship.

-Parent parts(Assembly parts)
-Child parts included in "●" (Semi- Assembly parts, component parts of Assembly parts.)
-Child parts included in "●●", Grand-child parts in terms of "●".
(Component parts of Semi- Assembly parts.)

Note) A parts of non- sale parts are illustrated but not listed.

③ Change Mark

Change Mark "I" is given to the part for which a design change was made at this time.

The design change was not shown in the last published Parts Catalog.

④ Interchangeability Mark

In the case where a part change took place, one of the following interchangeability marks is indicated for that part.

Symbol	interchangeability	Contents note
N	Old \longleftrightarrow New	New Part is interchangeable for Old Part but not interchangeable conversely.
Q	Old \longleftrightarrow New	New Part is not interchangeable for Old Part but interchangeable conversely.
R	Old \longleftrightarrow New	New Part is interchangeable for Old Part and vice versa.
S	Old \longleftrightarrow New	New Part is not interchangeable for Old Part and vice versa.
W		Part newly added.
Z		Part discontinued.
F		Not interchangeable single part but interchangeable by set of the related parts.
K		Changed only in quantity used.

⑤ Effective Machine No.

When a part is changed, Effective Machine No. of a Model for which the part is applicable is indication in each column of (A)- (F).

Product Symbol	Product No.	Product Symbol	Product No.
C	Clutch No. Compressor No.	M	Machine No.
D	Drive No.	T	Tractor No.
E	Engine No.	Note1) ※	Date

Note1) Date may follow the symbol in some cases. (Ex.) ※ 1996.01

Note2) As far as engine models shown by "XXX" are concerned, the modification of the parts could not be predicted or the engine models themselves could not be identified.

Note3) (A=E/#00185) means that the design change on the part has been effective for the model at the column (A) (in this case, for 4JH- DT) on and from E/#(Engine Serial Number) 00185.

⑥ Remarks Mark

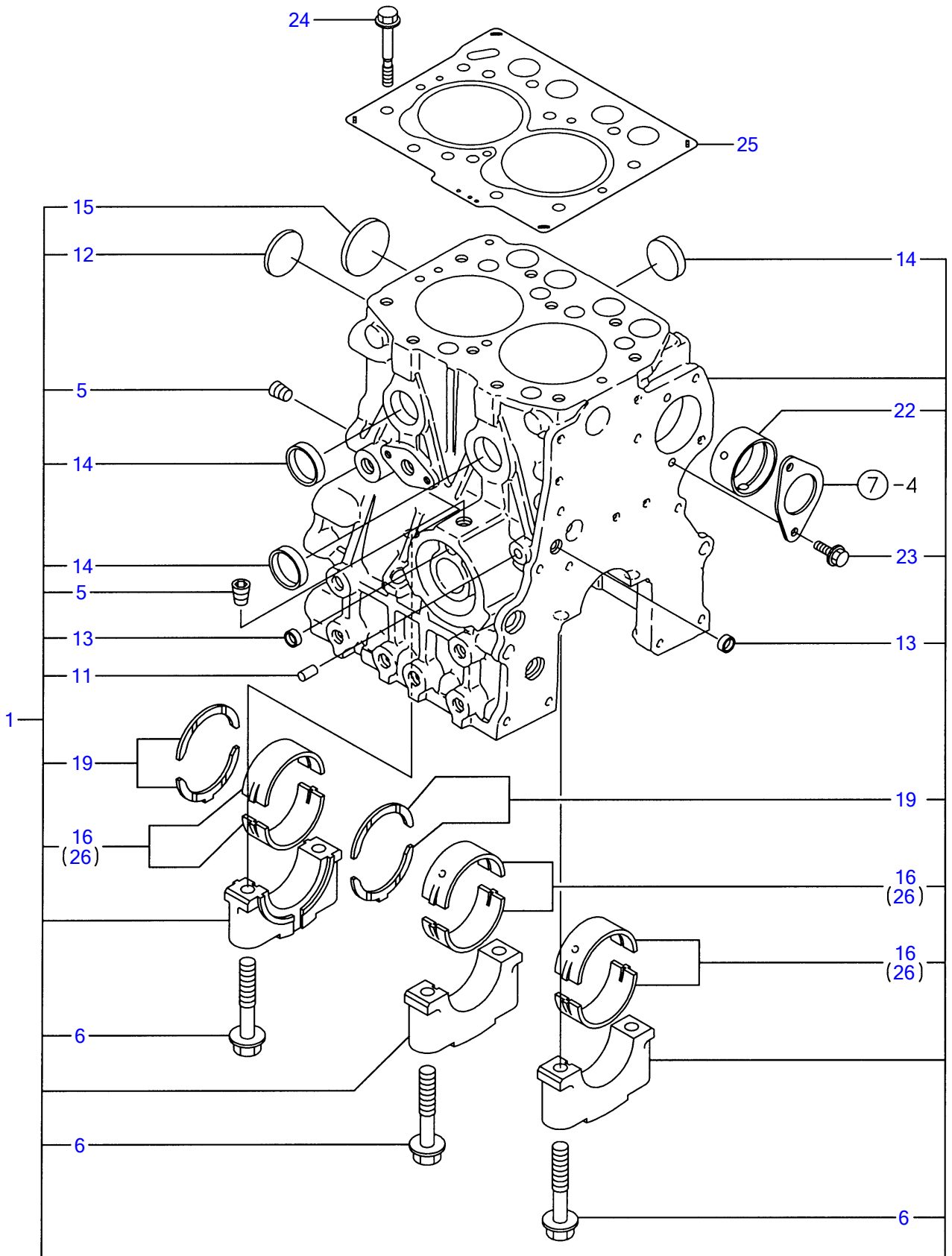
Figures or alphabets (Symbols) are entered in the remark column.

The comments(remarks) on the pertinent parts are indicated in the lower part of the list by the same symbols as those stated above.

Engine for TB108 2TNE68-ETBA
CYLINDER BLOCK

Y00D7640
2TNE68-ETBA

1 シリンダブロック
1 CYLINDER BLOCK



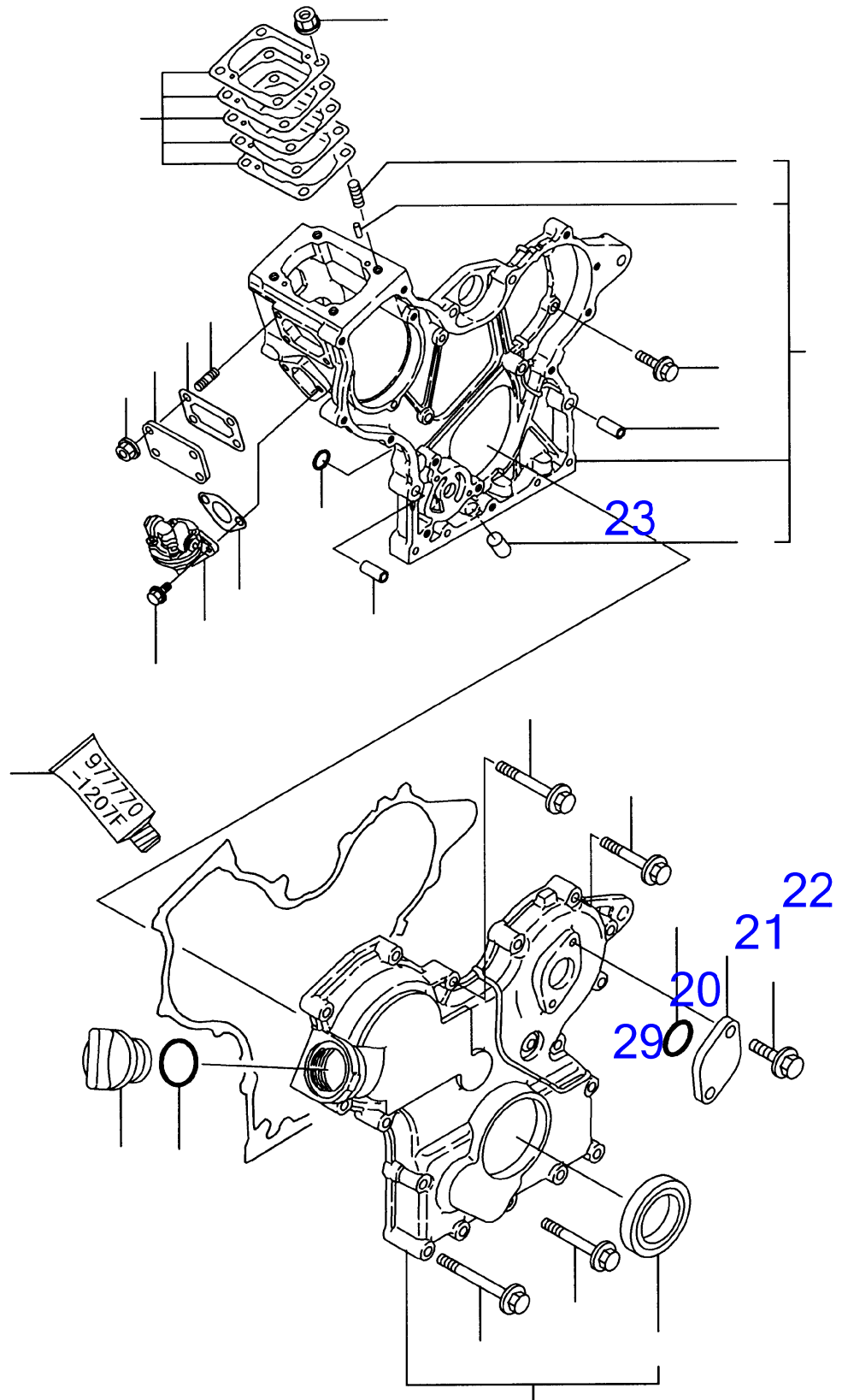
¼ØÝÄÞÍÞÜ, CYLINDER BLOCK

REF NO.	PARTS NO.	Description	Q'ty	I	R	"ö
1	Y719325-01560	¼ØÝÄÞÍÞÜ, ASSY	1			
5	Y124060-01050	• Íß×, Þ	2			
6	Y119260-02020	• ÍÞÜÄ (ÒÀÙ·ÒÄÌß)	6			
11	Y27221-060100	• ³ÁºÐÌß×, Þ 6X10	1			
12	Y119265-01250	• »×¶ÍÞÄÌß×, Þ 40	1			
13	Y27241-100000	• ÜÝ¶ÍÞÄÌß×, Þ 10	2			
14	Y27241-250000	• ÜÝ¶ÍÞÄÌß×, Þ 25	3			
15	Y27241-300000	• ÜÝ¶ÍÞÄÌß×, Þ 30	1			
16	Y119260-02800	• Ò²ÝÍÞ±ØÝ, Þ (YSM)	3			
19	Y119260-02930	• ½×½ÄÒÀÙ (YSM)	2			
22	Y119266-02410	• ÍÞÄ¼Ö	1			
23	Y26106-060122	• ÄÉÞÍÞÜÄ M 6X 12 12 PLATED	2			
24	Y119266-01200	ÍÄÄÞÍÞÜÄ	10			
25	Y119309-01330	ÍÄÄÞ¶ÍÞ½'ÄÄ	1			
26	Y719260-02870	Ò²ÝÍÞ±ØÝ, Þ 025	3			(1) ±ÝÄÞº»²½Þ(U.S=0.25)ÌÞËÝÄÞ½

Engine for TB108 2TNE68-ETBA
GEAR HOUSING

Y00D7640
2TNE68-ETBA

2 ギヤケース
GEAR HOUSING



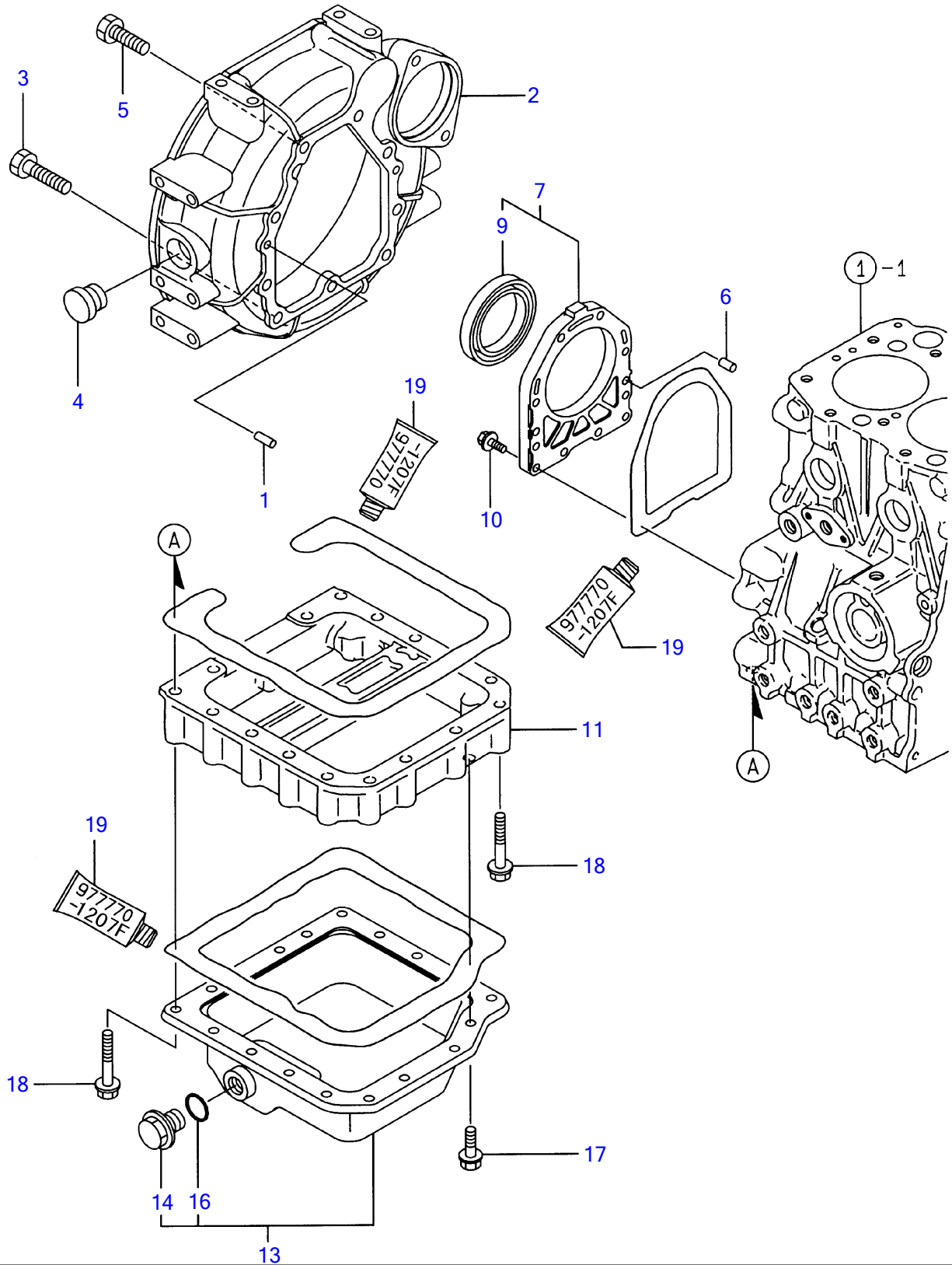
REF NO.	PARTS NO.	Description	Q'ty	I	R	"δ
1	Y119260-01590	COVER ASSY, GEAR CASE	1			
4	Y119620-01800	SEAL HTC456208, OIL	1			
5	Y119660-01911	PIPE, KNOCK	4			
6	Y119624-32040	O-RING P 12.0	2			
7	Y26106-060162	BOLT M 6X 16 PLATED	5			
8	Y26106-060302	BOLT M 6X 30 PLATED	5			
9	Y26106-060402	BOLT M 6X 40 PLATED	3			
10	Y26106-060502	BOLT M 6X 50 PLATED	4			
11	Y26106-060652	BOLT M 6X 65 PLATED	6			
12	Y124160-01751	CAP, LUB.OIL SUPPLY	1			
13	Y24311-000320	O-RING 1A P-32.0	1			
14	Y119305-01490	HOUSING, GEAR	1			
17	Y119260-01510	PLUG	1			
18	Y121450-01560	STUD M 8X 22	4			
19	Y22351-040010	SPRING PIN 4X10	2			
20	Y119660-01551	COVER	1			
21	Y119660-01562	GASKET, (NON-ASB.)	1			
22	Y119660-01570	STUD M6X12	4			
23	Y119305-01950	SHIM PACK	1			
28	Y194990-22050	NUT W/WASHER 8	4			
29	Y26366-060002	NUT M 6	4			
30	Y121520-01851	GASKET, (NON-ASB.)	1			
31	Y119600-52021	PUMP ASSY, FUEL FEED	1			
32	Y26106-060162	BOLT M 6X 16 PLATED	2			
33	Y121023-01550	COVER, BLIND	1			
34	Y24341-000240	O-RING 1A S-24.0	1			
35	Y26106-060162	BOLT M 6X 16 PLATED	2			
36	Y977770-1207F	GASKET, LIQUID	1			

(1) μ 1/4 @ Y
 1/2 EY AB 1/2

Engine for TB108 2TNE68-ETBA
FLYWHEEL HOUSING & OIL SUMP

Y00D7640
2TNE68-ETBA

3 フライホイールハウジング & オイルパン
FLYWHEEL HOUSING & OIL SUMP



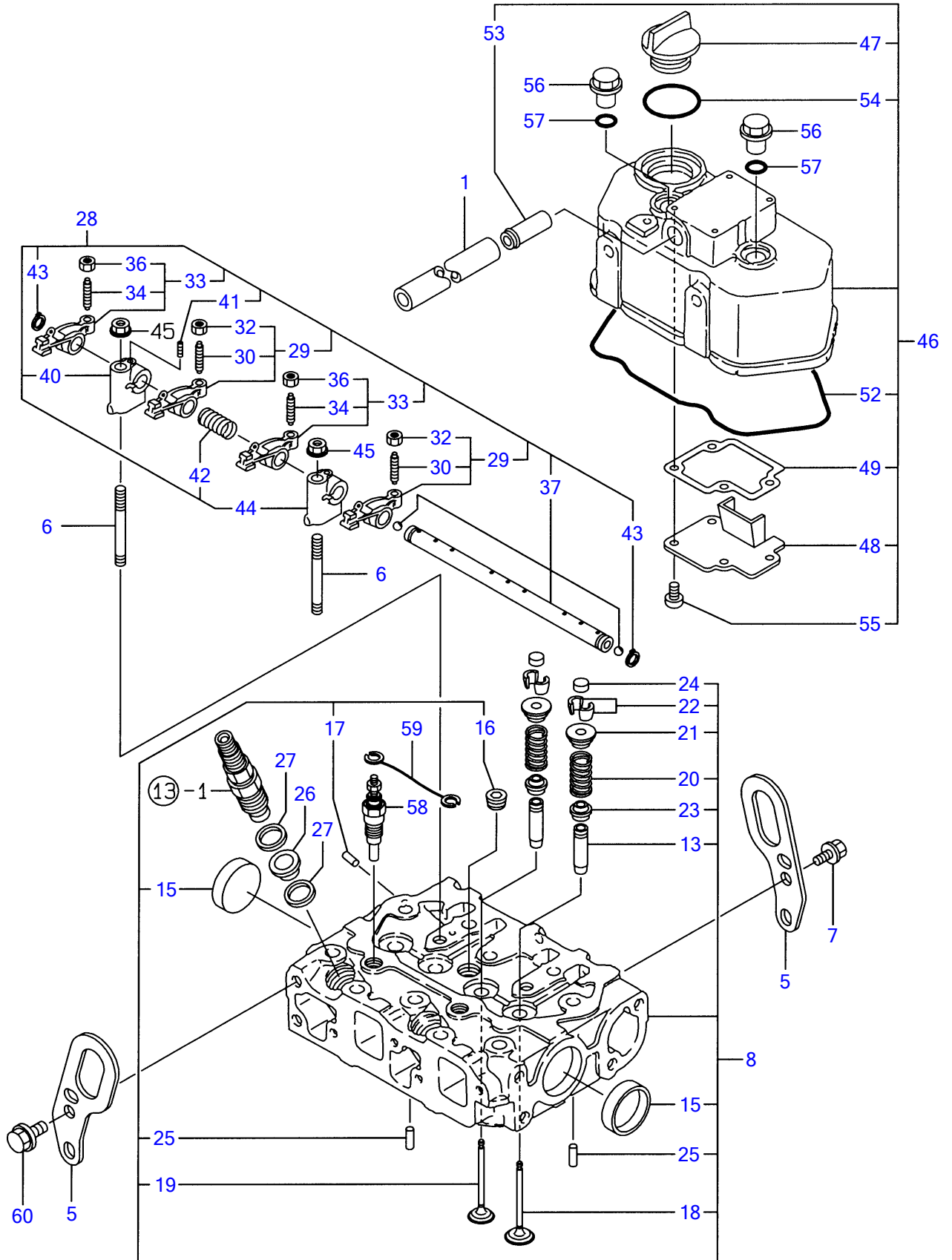
REF NO.	PARTS NO.	Description	Q'ty	I	R	"δ
1	Y129100-01580	PARALLEL PIN 8X16	2			
2	Y119230-01600	HOUSING, FLYWHEEL	1			
3	Y121120-01620	BOLT M 10X 28	3			
4	Y119620-01750	CAP, FLYWHEEL COVER	1			
5	Y26206-100252	BOLT M10X25	6			
6	Y119620-01620	PARALLEL PIN 6X10	2			
7	Y119660-01640	CASE ASSY, OIL SEAL	1			
9	Y124085-02220	• SEAL, OIL	1			
10	Y26106-060222	BOLT M 6X 22 PLATED	10			
11	Y119305-01760	SPACER, SUMP	1			
13	Y119332-01771	SUMP ASSY, LUB. OIL	1			
14	Y121400-01640	• PLUG M16	1			
16	Y24311-000180	• O-RING 1A P-18.0	1			
17	Y26106-060102	BOLT M 6X 10 PLATED	3			
18	Y26106-060452	BOLT M 6X 45 PLATED	16			
19	Y977770-1207F	GASKET, LIQUID	1			

(1) μ18¼@Ý
 1PÉÝÄP½

Engine for TB108 2TNE68-ETBA
CYLINDER HEAD & BONNET

Y00D7640
2TNE68-ETBA

4 シリンダヘッド & ボンネット
CYLINDER HEAD & BONNET



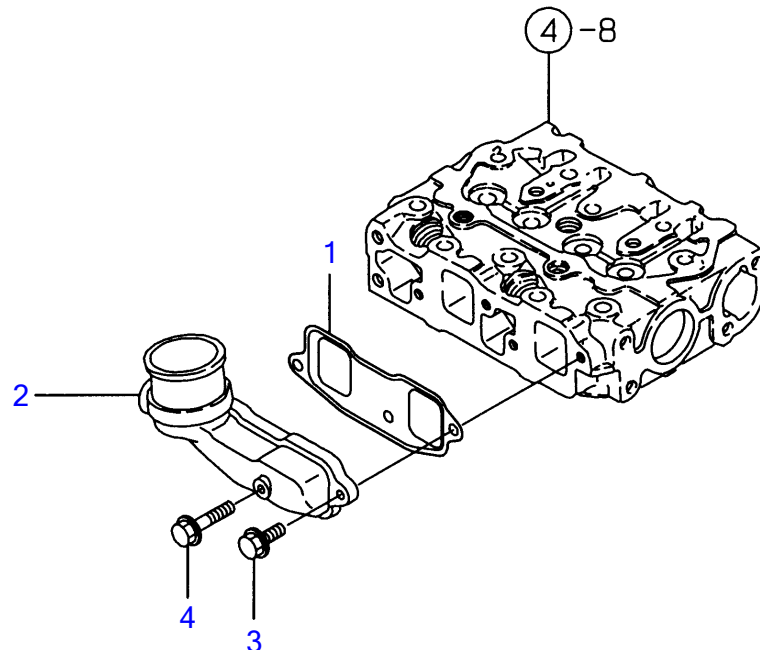
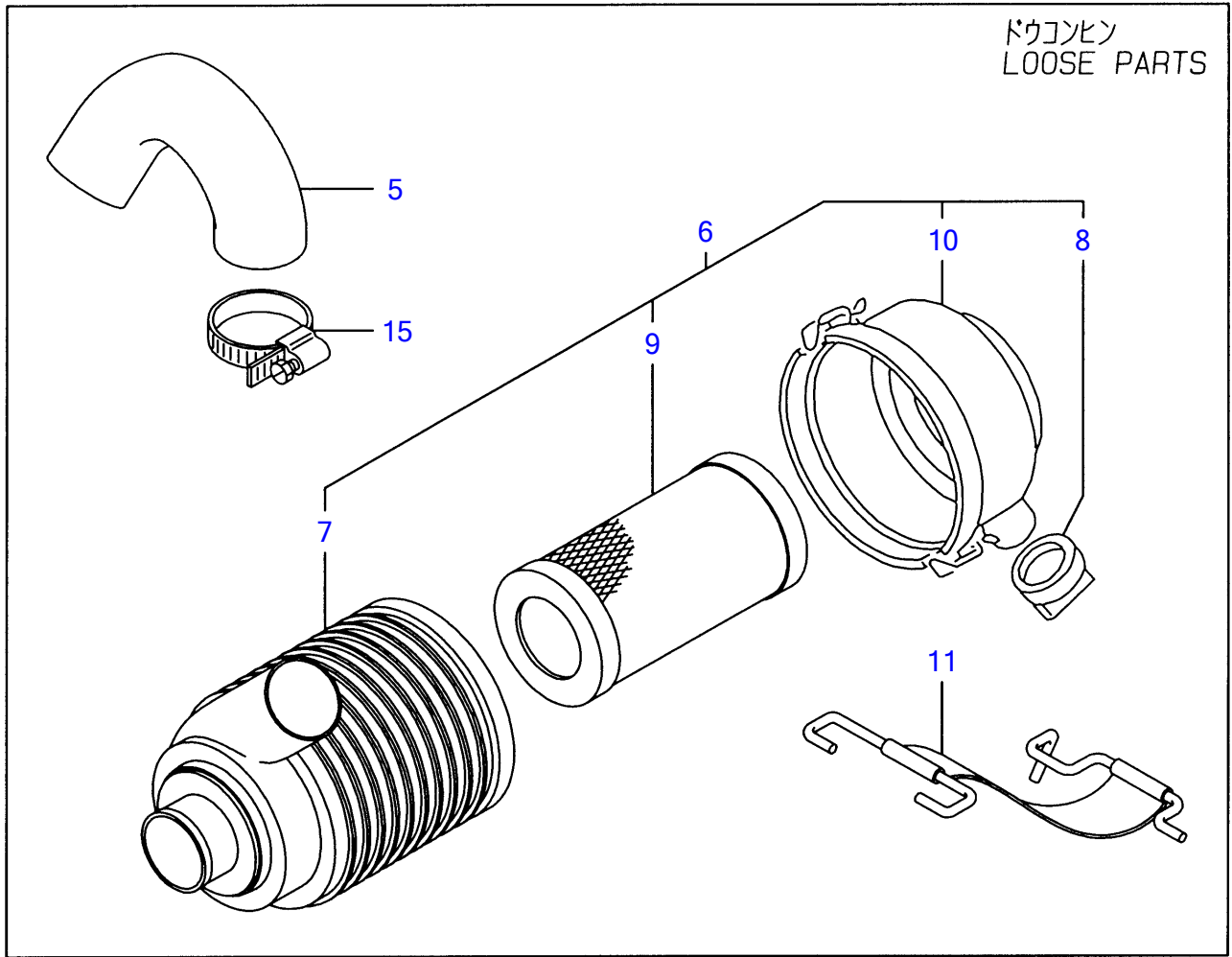
1/2 CYLINDER HEAD & BONNET CYLINDER HEAD & BONNET

REF NO.	PARTS NO.	Description	Q'ty	I	R	Notes
1	Y23065-120500	PIPE, VINYL 12X 500	1			
5	Y119626-07900	LIFTER, ENGINE	2			
6	Y119620-11350	STUD	2			
7	Y26106-080142	BOLT M 8X 14 PLATED	1			
8	Y719325-11700	HEAD ASSY, CYLINDER	1			
13	Y119260-11800	GUIDE, VALVE	4			(1) 1031P EYA 1/2
15	Y27241-350000	PLUG 35	2			
16	Y23876-020000	PLUG 1/4	1			
17	Y27221-050080	PLUG 5X 8	1			
18	Y119260-11100	VALVE, SUCTION	2			
19	Y119260-11110	VALVE, EXHAUST	2			
20	Y114250-11120	SPRING, VALVE	4			
21	Y114250-11180	RETAINER, SPRING	4			
22	Y27310-055000	COTTER	8			
23	Y119260-11340	SEAL, VALVE STEM	4			
24	Y119260-11370	CAP, VALVE	4			
25	Y22351-060012	SPRING PIN 6X12	2			
26	Y119600-11450	PROTECTOR, NOZZLE	2			
27	Y119600-11460	GASKET, NOZZLE	4			
28	Y119305-11200	SUPPORT ASSY, ARM	1			
29	Y719260-11650	ARM ASSY, ROCKER	2			
30	Y105010-11230	SCREW, VALVE	2			
32	Y26856-060002	LOCK NUT 6	2			
33	Y719260-11660	ARM ASSY, ROCKER	2			
34	Y105010-11230	SCREW, VALVE	2			
36	Y26856-060002	LOCK NUT 6	2			
37	Y119305-11240	SHAFT ASSY, ARM	1			
40	Y119260-11260	SUPPORT, ROCKER ARM	1			
41	Y119260-11270	SCREW	1			
42	Y119260-11280	SPRING	1			
43	Y22242-000100	CIRCLIP 10	2			
44	Y119265-11260	SUPPORT, ROCKER ARM	1			
45	Y26306-080002	NUT	2			
46	Y119305-11350	BONNET ASSY	1			
47	Y124160-01751	CAP, LUB.OIL SUPPLY	1			
48	Y119305-03020	PLATE	1			
49	Y119305-03031	GASKET, PLATE	1			
52	Y119305-11310	GASKET, BONNET	1			
53	Y118400-03060	JOINT, BREATHER	1			
54	Y24311-000320	O-RING 1A P-32.0	1			
55	Y22857-500100	SCREW 5X10, TAPPING	4			
56	Y124160-11360	KNOB	2			
57	Y24311-000120	O-RING 1A P 12.0	2			
58	Y129155-77801	PLUG, GLOW	2			
59	Y119305-77820	CONNECTOR, GLOW PLUG	1			
	Y26106-080142	BOLT M 8X 14 PLATED	2			

Engine for TB108 2TNE68-ETBA
SUCTION MANIFOLD & AIR CLEANER

Y00D7640
2TNE68-ETBA

5 キュウキマニホールド & エアクリーナ
SUCTION MANIFOLD & AIR CLEANER



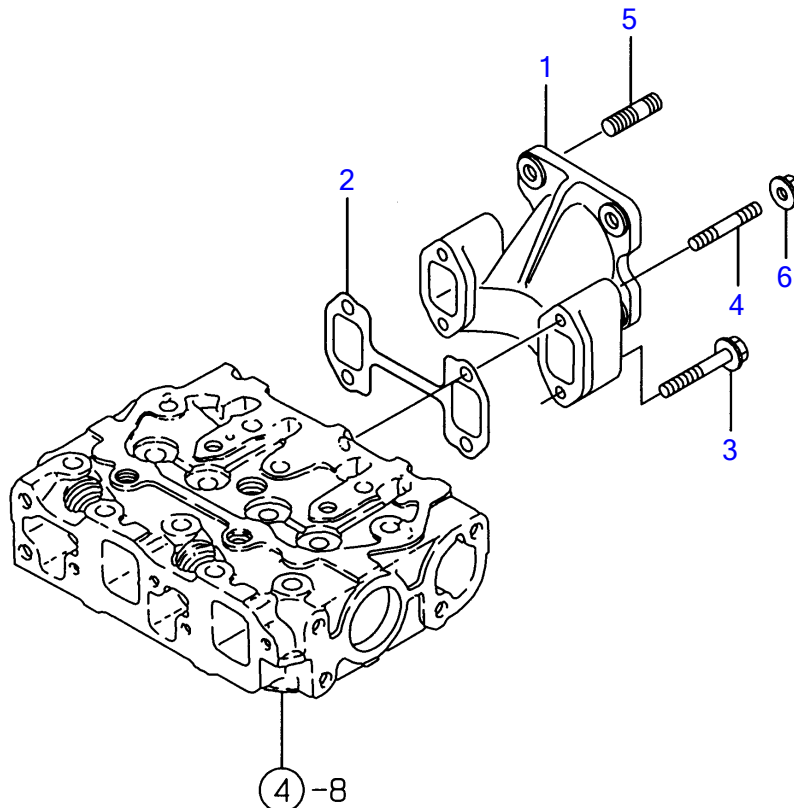
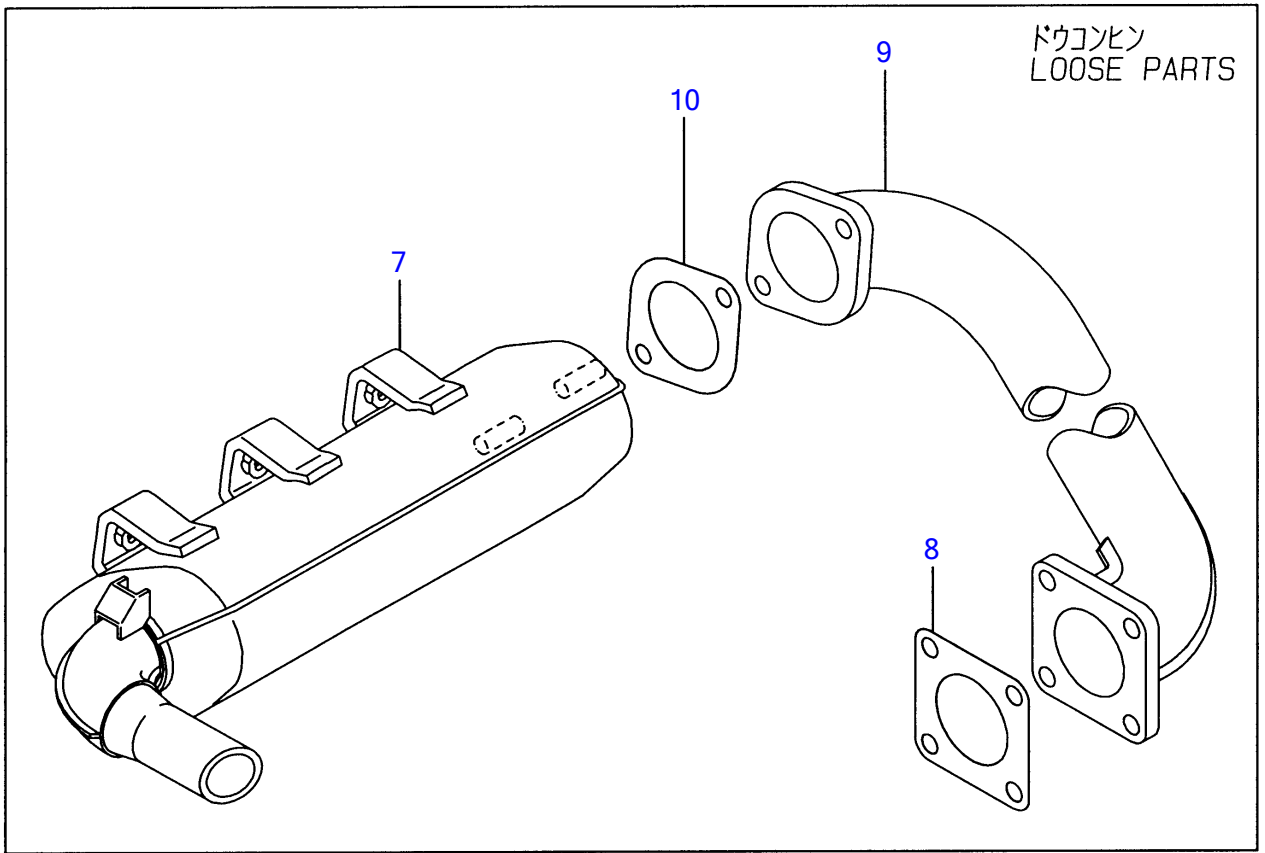
·Ö³·ĪÆĪ-ÛÄÞ & '±,Ø-Ä SUCTION MANIFOLD & AIR CLEANER

REF NO.	PARTS NO.	Description	Q'ty	I	R	"ö
1	Y119326-12111	GASKET	1			
2	Y119305-12150	MANIFOLD, SUCTION	1			
3	Y26106-060162	BOLT M 6X 16 PLATED	2			
4	Y26106-060282	BOLT M 6X 28 PLATED	1			
5	Y119332-12210	PIPE (A), AIR INTAKE	1			
6	Y119325-12560	AIR CLEANER	1			
7	Y119258-12510	BODY, AIR CLEANER	1			
8	Y119808-12540	VALVE, UNLOADER	1			
9	Y119655-12560	ELEMENT	1			
10	Y119686-12570	COVER ASSY	1			
11	Y119865-12600	STAY	1			
15	Y23000-060000	CLAMP 60	3			

Engine for TB108 2TNE68-ETBA
EXHAUST MANIFOLD & SILENCER

Y00D7640
2TNE68-ETBA

6 ハイキマニホールド & サイレンサ
EXHAUST MANIFOLD & SILENCER



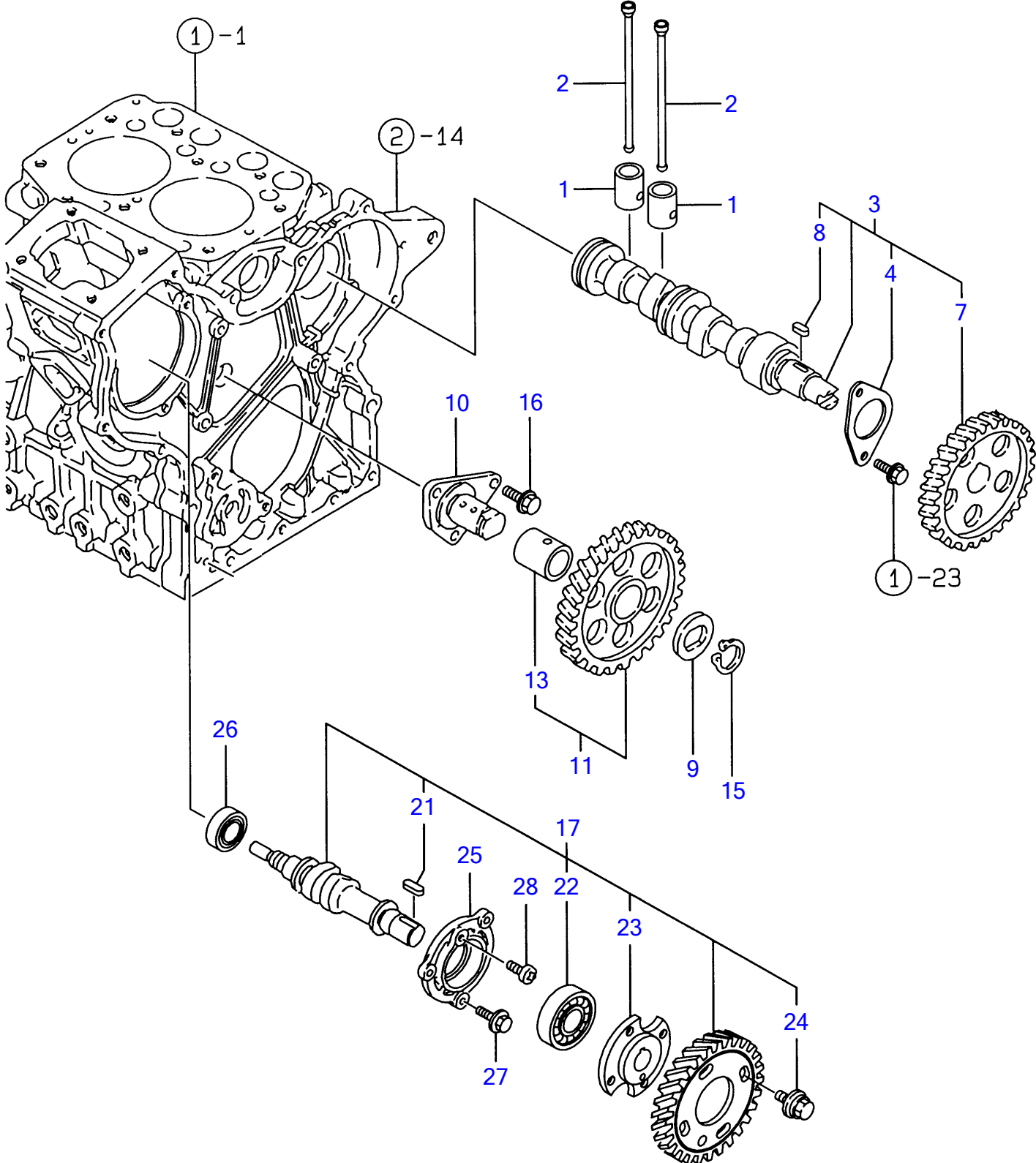
Ê²·ĪÆĪ-ÛÄĖ & »²ÚÝ» EXHAUST MANIFOLD & SILENCER

REF NO.	PARTS NO.	Description	Q'ty	I	R	»öĪĪ
1	Y119305-13100	ĪÆĪ-ÛÄĖ (EXH MANIFOLD, EXHAUST	1			
2	Y119305-13110	¶ĪĪ½¹ÄÄ (ĪÆĪ-ÛÄĖ) GASKET, EXH.MANIFOLD	1			
3	Y26106-060402	ÄÊĖĪĪÛÄ 6X 40 BOLT M 6X 40 PLATED	2			
4	Y26216-060402	³ºĎĪĪÛÄ 6X 40 STUD M 6X 40 PLATED	2			
5	Y119131-18320	³ºĎĪĪÛÄ M8*22 BOLT M 8X 22	4			
6	Y26366-060002	ÄÊĖÄ·ÄÄÄ 6 NUT M 6	2			
7	Y119332-13510	»²ÚÝ»- SILENCER	1			
8	Y124701-11911	¶ĪĪ½¹ÄÄ(»²ÚÝ»)(ÉÝ±½) GASKET, (NON-ASB.)	1			
9	Y119332-13551	Ê²·ÚÝ×, ¶ĪÝ PIPE, EXHAUST	1			
10	Y129107-13550	¶ĪĪ½¹ÄÄ(ĪÝ¼ÖÄº³) GASKET, NOZZLE	1			

Engine for TB108 2TNE68-ETBA
CAMSHAFT & DRIVING GEAR

Y00D7640
2TNE68-ETBA

カムシャフト & クドウギヤ
CAMSHAFT & DRIVING GEAR



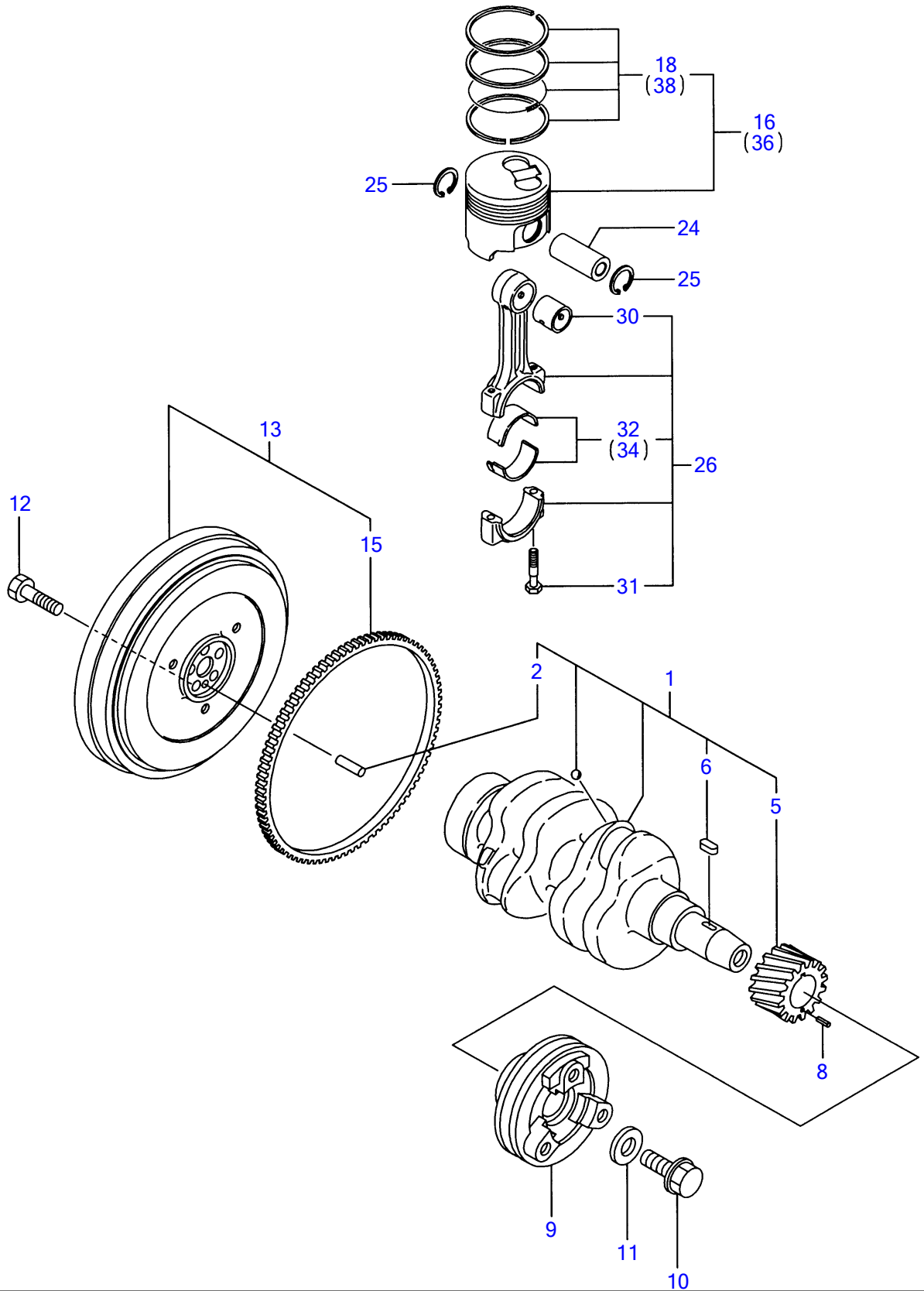
ᐱᑦᑎᑦᑎᑦᑎᑦ ᐱᑦ ᐱᑦᐱᑦᐱᑦ CAMSHAFT & DRIVING GEAR

REF NO.	PARTS NO.	Description	Q'ty	I	R	"ö
1	Y119260-14200	TAPPET	4			
2	Y119260-14400	ROD, PUSH	4			
3	Y119305-14580	CAMSHAFT ASSY	1			
4	Y119620-02450	• BEARING, THRUST	1			
7	Y119260-14100	• GEAR, CAMSHAFT	1			
8	Y22512-040120	• KEY 4X 12	1			
9	Y119660-25022	RETAINER, IDLE GEAR	1			
10	Y119660-25052	SHAFT, IDLE GEAR	1			
11	Y119260-25100	GEAR W/BUSH, IDLE	1			
13	Y119620-25912	• BUSH	1			(1) 1/2
15	Y22242-000200	CIRCLIP 20	1			
16	Y26106-060122	BOLT M 6X 12 PLATED	3			
17	Y119305-14210	CAM ASSY, PUMP	1			
21	Y22512-040120	• KEY 4X 12	1			
22	Y24102-063034	• BALL BEARING 6303U	1			
23	Y119660-25920	• FLANGE	1			
24	Y119660-25930	• THREAD, FI-P GEAR	4			
25	Y119660-01821	BEARING, FUEL CAM.	1			
26	Y24101-062034	BALL BEARING	1			
27	Y26106-060162	BOLT M 6X 16 PLATED	3			
28	Y26587-080102	SCREW M 8X 10	1			

Engine for TB108 2TNE68-ETBA
CRANKSHAFT & PISTON

Y00D7640
2TNE68-ETBA

クランクシャフト & ピストン
CRANKSHAFT & PISTON



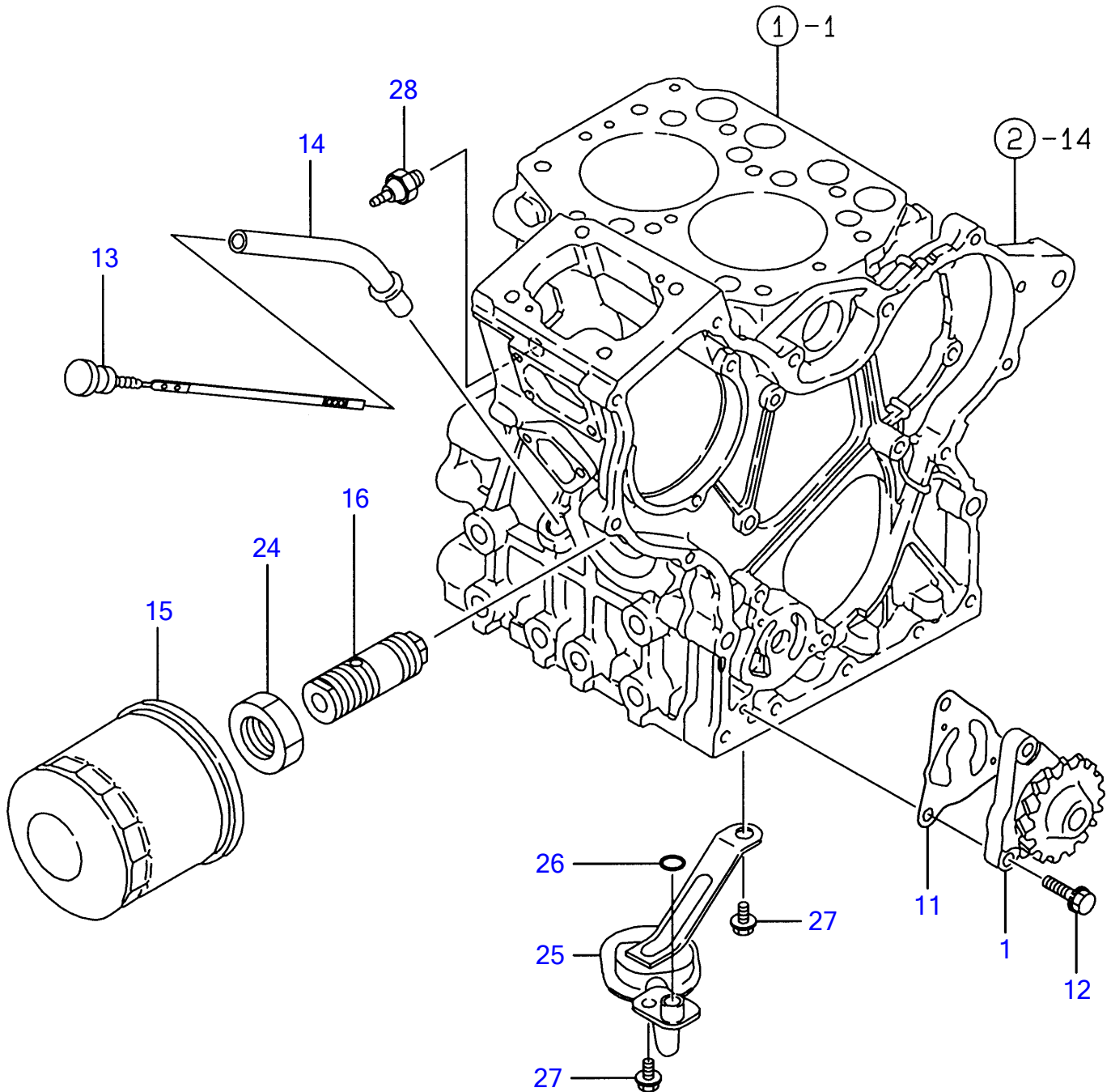
CRANKSHAFT & PISTON

REF NO.	PARTS NO.	Description	Q'ty	I	R	"öll
1	Y119309-21700	CRANKSHAFT ASSY	1			
2	Y129100-01580	• PARALLEL PIN 8X16	1			
5	Y119260-21200	• GEAR, CRANKSHAFT	1			
6	Y22512-040120	• KEY 4X 12	1			
8	Y22351-030012	SPRING PIN 3X12	1			
9	Y119305-21650	V-PULLEY	1			
10	Y119621-21680	BOLT M12X1.25, FLANGE	1			
11	Y119620-21941	WASHER	1			
12	Y119620-21500	BOLT, FLYWHEEL	5			
13	Y119325-21580	FLYWHEEL ASSY	1			
15	Y124950-21600	• GEAR, RING	1			
16	Y119265-22601	PISTON W/RINGS	2			
18	Y119265-22500	• RING SET	2			
24	Y119265-22300	PIN, PISTON	2			
25	Y22252-000200	CIRCLIP 20	4			
26	Y119265-23100	ROD ASSY, CONNECTING	2			
30	Y119260-23910	• BUSH, PISTON PIN	2			(1) 1031PÉYÁP½
31	Y119265-23200	• BOLT, ROD	4			
32	Y719260-23600	• BEARING, CRANKPIN	2			
34	Y719260-23610	BEARING, PIN U.S=0.25	2			(2) ±YÁP°»²½P(U.S=0.25)1PÉY
36	Y119265-22930	PISTON W/RING OS=.25	2			(3) μ°ÉP°»²½P(O.S=0.25)1PÉY
38	Y119265-22950	• RING SET O.S=0.25	2			(3) μ°ÉP°»²½P(O.S=0.25)1PÉY

Engine for TB108 2TNE68-ETBA
LUB.OIL SYSTEM

Y00D7640
2TNE68-ETBA

9 LOシステム
LUB.OIL SYSTEM



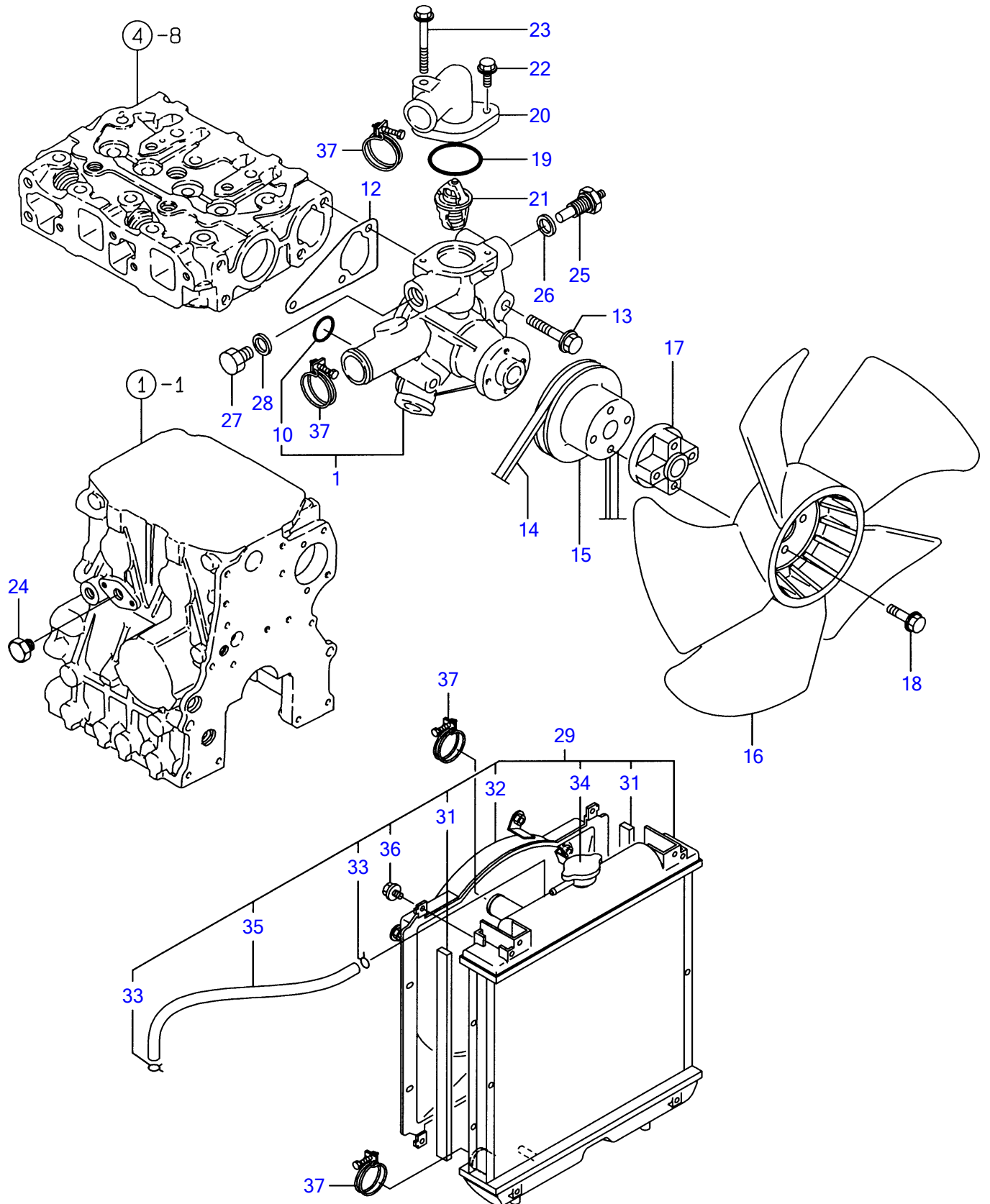
LO $\frac{1}{2}$ ÅÑ LUB.OIL SYSTEM

REF NO.	PARTS NO.	Description	Q'ty
1	Y119260-32000	PUMP ASSY, LUB. OIL	1
11	Y119660-32020	GASKET, L.O.PUMP	1
12	Y26450-060202	BOLT M 6X 20	3
13	Y119332-34880	DIPSTICK, LUB.OIL	1
14	Y119332-34890	GUIDE, DIPSTICK	1
15	Y119305-35151	FILTER, LUB. OIL	1
16	Y119225-35300	VALVE ASSY,OIL PRESS	1
24	Y129150-35350	NUT	1
25	Y119332-35080	PIPE, OIL INLET	1
26	Y119209-35030	O-RING	1
27	Y26106-060122	BOLT M 6X 12 PLATED	2
28	Y114250-39450	SWITCH,(0.5KG)L.O.	1

Engine for TB108 2TNE68-ETBA
COOLING WATER SYSTEM

Y00D7640
2TNE68-ETBA

10 CWシステム
COOLING WATER SYSTEM



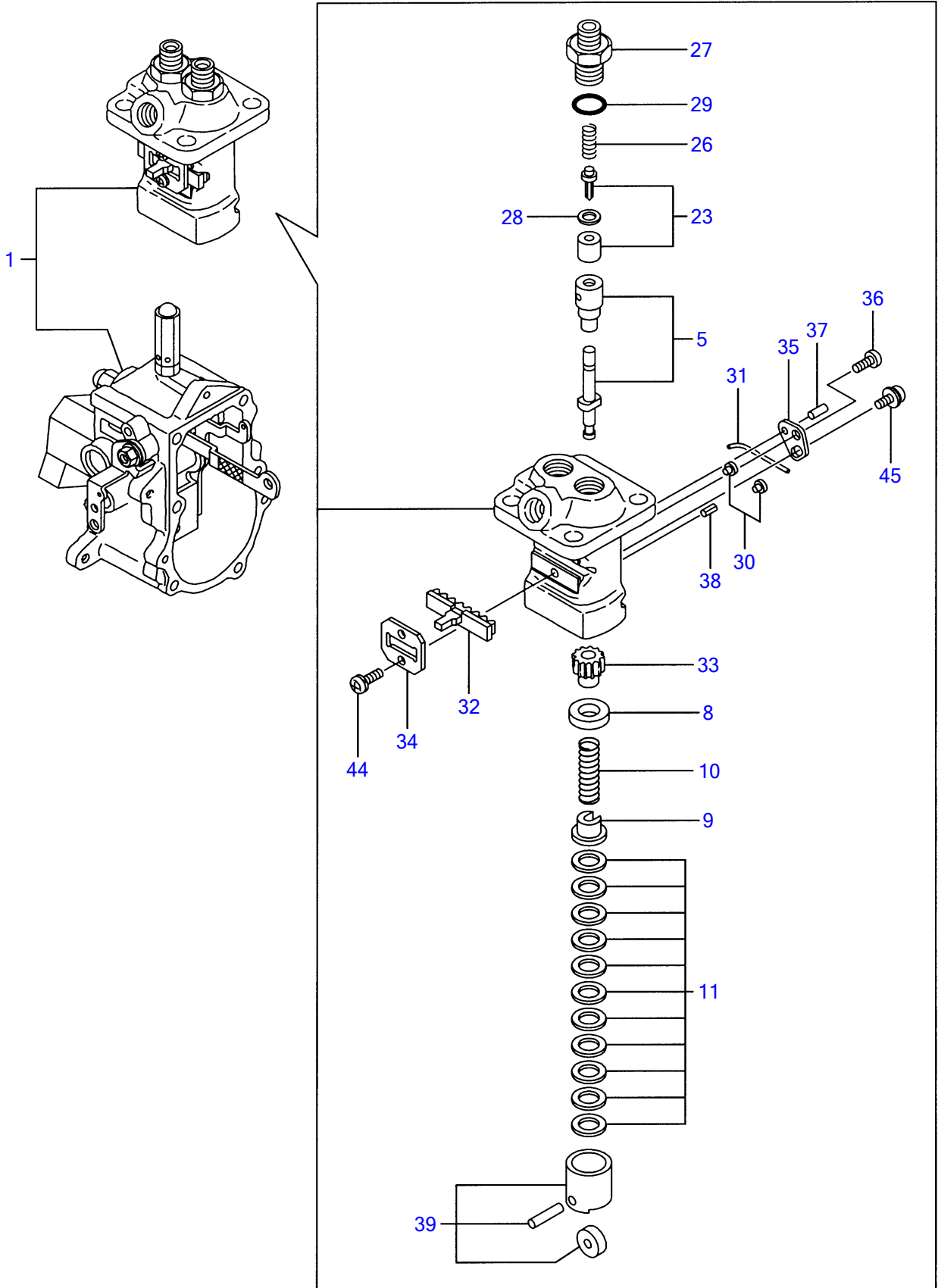
CW¼½ÄÑ COOLING WATER SYSTEM

REF NO.	PARTS NO.	Description	Q'ty
1	Y119260-42002	PUMP ASSY, C.WATER	1
10	Y119225-42320	• O-RING	1
12	Y119260-42021	GASKET, C.W.	1
13	Y26106-080452	BOLT M 8X 45 PLATED	3
14	Y119256-42290	V-BELT 33.5	1
15	Y119256-42360	V-PULLEY	1
16	Y119233-44740	FAN (D=290)	1
17	Y171009-44760	SPACER	1
18	Y26106-060302	BOLT M 6X 30 PLATED	4
19	Y119209-42140	O_RING,COVER_THERMOS	1
20	Y119256-49530	COVER, THERMOSTAT	1
21	Y119289-49800	THERMOSTAT,82 DEG	1
22	Y26106-060162	BOLT M 6X 16 PLATED	1
23	Y26106-060552	BOLT M 6X 55 PLATED	1
24	Y171056-49120	PLUG, DRAIN	1
25	Y124250-49351	THERMOMETER	1
26	Y129150-49360	GASKET 10	1
27	Y121450-42450	PLUG M16	1
28	Y124465-44950	GASKET 16	1
29	Y119325-44521	RADIATOR	1
31	Y119325-44560	• PK	2
32	Y119325-44570	• SHROUD, RADIATOR	1
33	Y121250-44590	• CLAMP	2
34	Y129107-44590	• CAP, RADIATOR	1
35	Y121492-59090	• PIPE, FUEL OIL	1
36	Y26014-060122	• BOLT M 6X 12	4
37	Y23010-038000	CLAMP 38	4

Engine for TB108 2TNE68-ETBA
FUEL INJECTION PUMP

Y00D7640
2TNE68-ETBA

1 1 FOファンシャポンプ
FUEL INJECTION PUMP

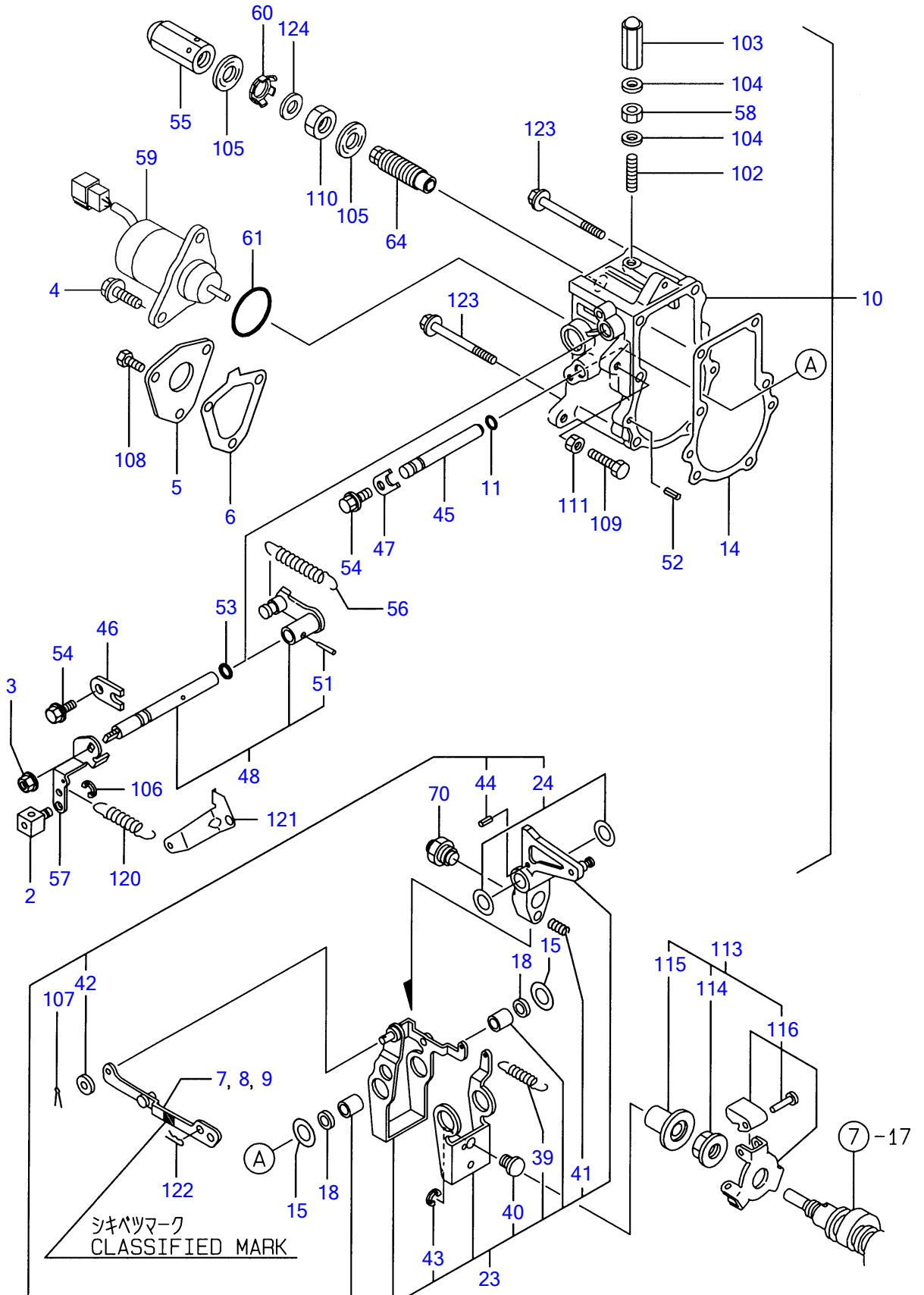


REF NO.	PARTS NO.	Description	Q'ty		
1	Y719325-51740	FIE(ÍÖ³ ASY	1		(1) ÐÀÞ¼ NO.1 FIE(ÍÖ³ ASSY ÆËÖ³Ó, NO.12 ¶ÞËÞÀ μ Ì, Ñ.
5	Y119225-51100	• Ìß×Ý¼ÞÔËÞÙÙ CMP	2		
8	Y119620-51170	• ÊÞË³¹ A	2		
9	Y119620-51180	• ÊÞË³¹ B	2		
10	Y119620-51190	• SP(Ìß×Ý¼ÞÔ	2		
11	Y119620-51250	• ¼Ñ CMP	2		
23	Y119225-51300	• ÅÞØÍÞÔËÞÙÌÞ CMP	2		
26	Y105546-51330	• ½ÌßØÝ,Þ	2		
27	Y119620-51340	• ÅÞØÍÞÔËÞÙÌÞÛÀ-	2		
28	Y119620-51350	• PK(ÅÞØÍÞÔ	2		
29	Y119620-51370	• OØÝ,Þ	2		
30	Y119620-51450	• ¶Þ²ÅÞËË-½(ÀÍßÄÄ	2		
31	Y174307-51460	• ËßÝ(¶Þ²ÅÞÛØÅÞÒ	1		
32	Y119305-51500	• ×Å,	1		
33	Y119620-51510	• ËßÆμÝ	2		
34	Y119305-51530	• ×Å,μ»	1		
35	Y119620-51650	• FOÁÖ³¼²ÌßÚ-Ä	1		
36	Y119620-51660	• FOÁÖ³¼²Ë¼Þ	1		
37	Y119620-51670	• FOÁÖ³¼²ËßÝ	1		
38	Y119620-51680	• ËßÝ(ÌÞÙÙ²Å-ÞÒ	1		
39	Y119620-51700	• ÀÍßÄÄ CMP	2		
44	Y26022-040082	• ÀÍß²Ë¼Þ(ËÞË³¹ 8	2		
45	Y26033-040102	• ÊÞ²ÝÅÞË¼Þ(ËÞË³¹+Ë×4X10	1		

Engine for TB108 2TNE68-ETBA
GOVERNOR

Y00D7640
2TNE68-ETBA

12 がバネ
GOVERNOR

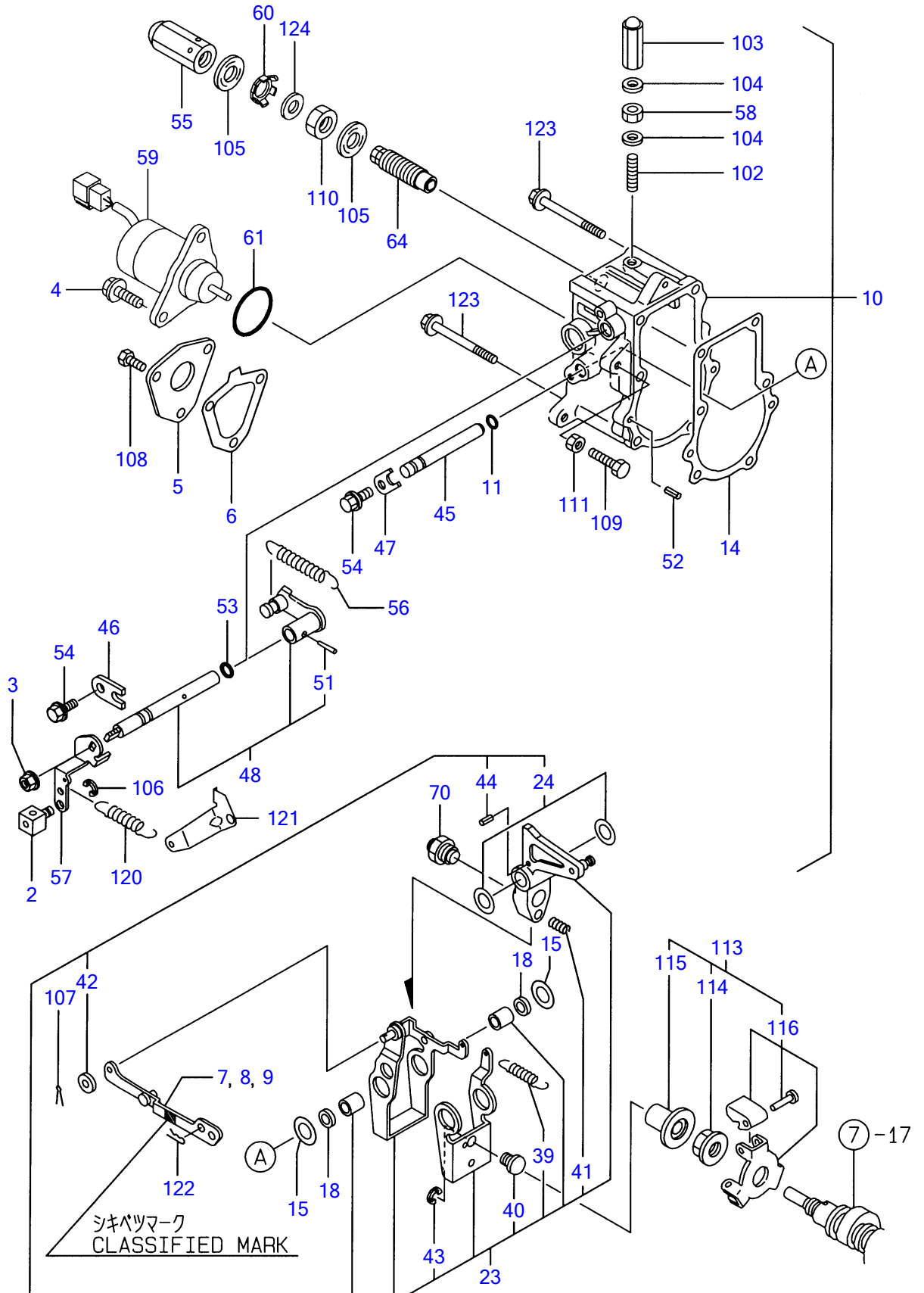


REF NO.	PARTS NO.	Description	Q'ty	I	R	Notes
2	Y124756-67510	• RETAINER	1			
3	Y194990-22050	• NUT W/WASHER 8	1			
4	Y26106-060142	• BOLT M 6X 14, PLATED	2			
5	Y119660-61060	• COVER, GOVERNOR CASE	1			
6	Y119660-61071	• GASKET, (NON-ASB.)	1			
7	Y119285-61120	• LINK (L=88.8)	1			(1) 3/4 YÄ 1/4 Ö³ PËÝ: 1/4 PÄ · P³ μ ¶, ÄÝ É³' Ä-³ ÖÝ È ¶ P² 1/2. (2x 1/2 Ä » Ý 1/4 ®³).
8	Y119285-61130	• LINK (L=88.6)	1			(1) 3/4 YÄ 1/4 Ö³ PËÝ: 1/4 PÄ · P³ μ ¶, ÄÝ É³' Ä-³ ÖÝ È ¶ P² 1/2. (2x 1/2 Ä » Ý 1/4 ®³).
9	Y119285-61140	• LINK (L=89.0)	1			(1) 3/4 YÄ 1/4 Ö³ PËÝ: 1/4 PÄ · P³ μ ¶, ÄÝ É³' Ä-³ ÖÝ È ¶ P² 1/2. (2x 1/2 Ä » Ý 1/4 ®³).
10	Y119632-61200	• CASE ASSY, GOVERNOR	1			
11	Y129155-51280	• O-RING S6	1			
14	Y119660-61052	• GASKET, (NON-ASB.)	1			
15	Y119660-61460	• SHIM SET	2			
18	Y129155-61480	• SPACER ASSY	2			
23	Y119232-61510	• LEVER ASSY, GOVERNOR	2			
24	Y174307-51700	• SHIM SET	2			
39	Y119232-61540	• SPRING, LEVER	1			
40	Y119600-61541	• SHIFTER, P.T.O.	1			
41	Y119660-61651	• SPRING, STARTING	1			
42	Y22117-040000	• WASHER 4	1			
43	Y22272-000040	• CIRCLIP E- 4	1			
44	Y22351-030014	• SPRING PIN 3X14	1			
45	Y119660-61590	• SHAFT	1			
46	Y119600-61900	• RETAINER, SHAFT	1			
47	Y119660-61901	• RETAINER, SHAFT	1			
48	Y119285-66080	• SHAFT ASSY, REGULATOR	1			
51	Y22322-030160	• TAPER PIN 3X16	1			
52	Y22351-040010	• SPRING PIN 4X10	2			
53	Y24341-000070	• O-RING 1A S-7.0	1			
54	Y26106-060102	• BOLT M 6X 10 PLATED	2			
55	Y129100-61930	• NUT, CAP	1			
56	Y119600-66020	• SPRING, REGULATOR	1			
57	Y119640-66051	• HANDLE, REGULATOR	1			
58	Y26857-060002	• LOCK NUT M 6	1			
59	Y119233-77932	• ENG. STOP SOLENOID	1			
60	Y129209-61970	• PLATE	1			
61	Y24341-000280	• O-RING 1A S-28.0	1			
64	Y119600-66530	• TORQUE SPRING ASSY	1			
70	Y119610-66700	• ANGLEICH ASSY	1			
102	Y121575-66830	• SCREW, ADJUST	1			
103	Y119285-66600	• NUT, CAP	1			
104	Y119285-66620	• WASHER, SEAL 6	2			
105	Y22190-120002	• SEAL WASHER 12	2			

Engine for TB108 2TNE68-ETBA
GOVERNOR

Y00D7640
2TNE68-ETBA

12 12 12
ガバナー
GOVERNOR



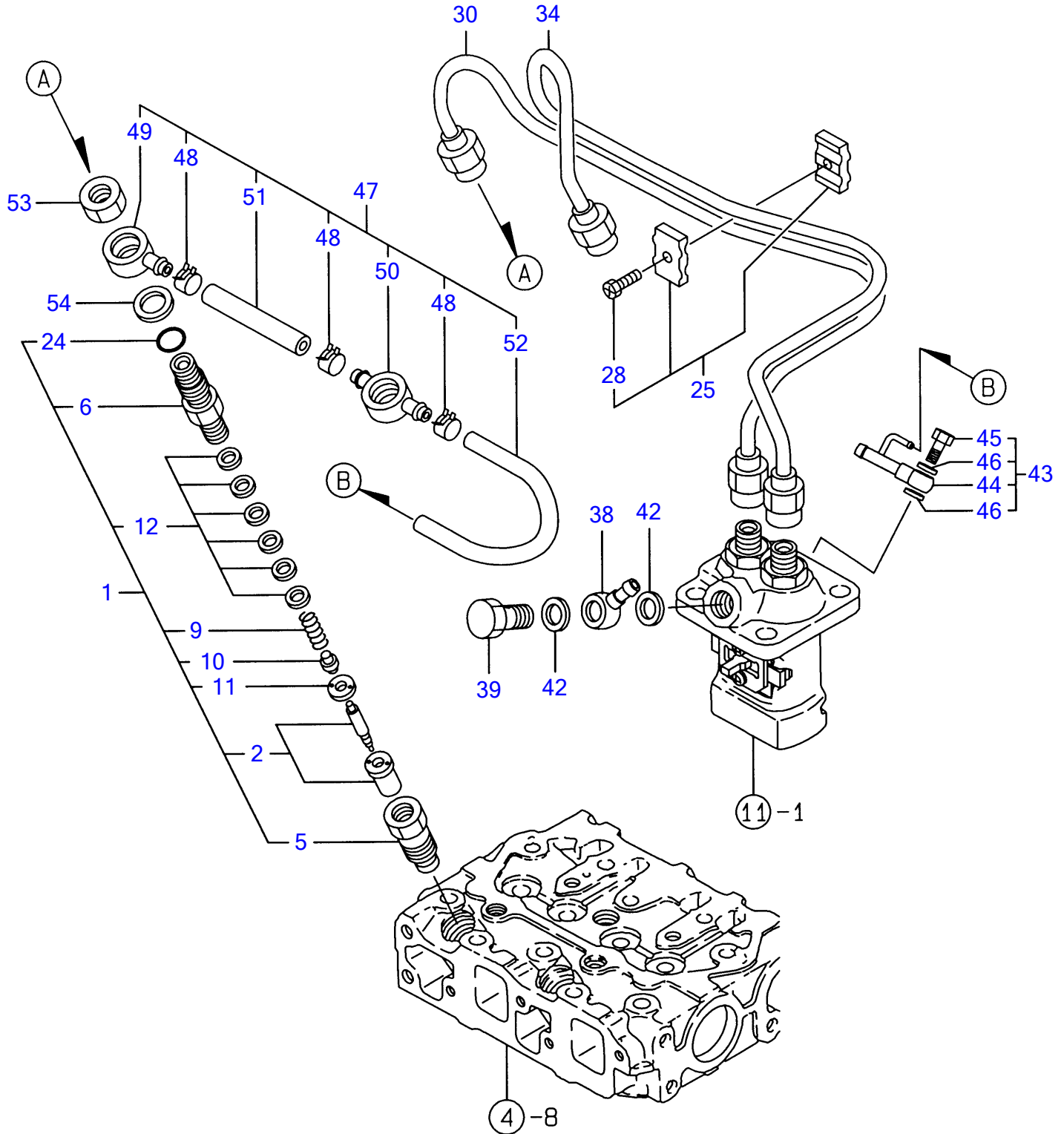
ГОВОРНА ГОВОРНА

REF NO.	PARTS NO.	Description	Q'ty	I	R	"600
106	Y22272-000070	• CIRCLIP E- 7	1			
107	Y22360-040000	• SNAP PIN 4	1			
108	Y26116-050102	• BOLT M 5X 10	3			
	Y119266-61460	• BOLT M 6X 30 PLATED	1			
	26736-120002	• NUT M12	1			
	Y26756-060002	• LOCK NUT 6	1			
	Y119600-61300	DRIVING SET, GOV.	1			
	Y119660-61300	• NUT, GOVERNOR WEIGHT	1			
	Y119660-61341	• SLEEVE, GOVERNOR	1			
	Y119600-61400	• WEIGHT ASSY, GOV.	1			
	Y119840-61870	SPRING	1			
	Y119656-66910	HOOK	1			
	Y22360-060000	SNAP PIN 6	1			
	Y26106-060702	BOLT M 6X 70 PLATED	5			
	Y23414-120016	GASKET	1			

Engine for TB108 2TNE68-ETBA
FUEL INJECTION VALVE

Y00D7640
2TNE68-ETBA

13 FOフンシャベン
FUEL INJECTION VALVE



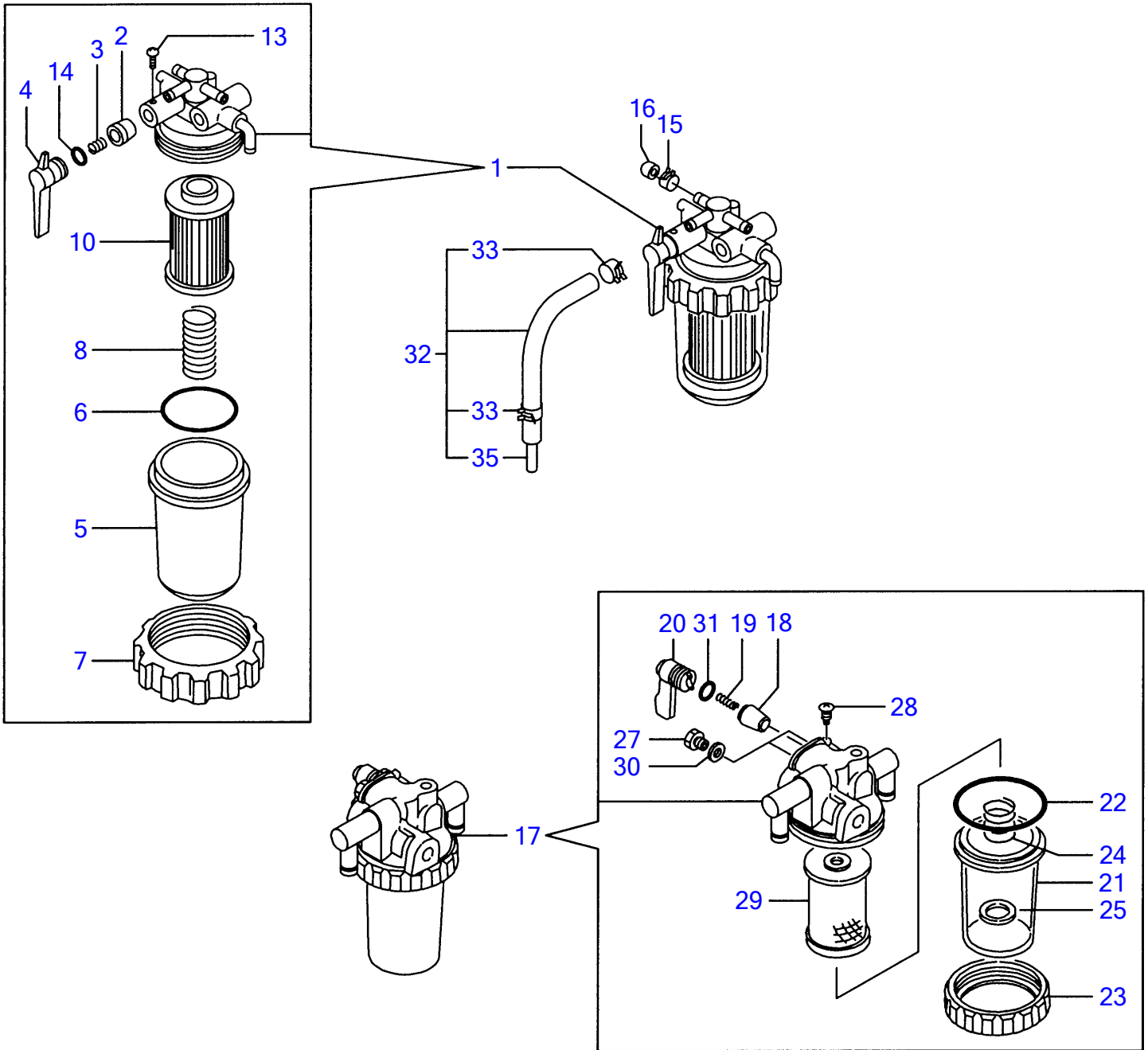
FOÏÝ¼ÔÍÞÝ FUEL INJECTION VALVE

REF NO.	PARTS NO.	Description	Q'ty
1	Y719255-53100	FOÏÝ¼ÔÍÞÝ ASY	2
2	Y119620-53000	• É½ÞÙ CMP	2
5	Y119620-53080	• É½ÞÙÄØÄ¹ÄÄÄ	2
6	Y119255-53100	• É½ÞÙÍÙÄÞ	2
9	Y119620-53120	• SP(É½ÞÙ	2
10	Y114250-53130	• ¼-Ä(É½ÞÙ½ÍßØÝ,Þ	2
11	Y119620-53140	• ÉÞÙÍÞ½ÄÄÍß½Íß-»	2
12	Y114250-53400	• ¼Ñ CMP	2
24	Y129155-61830	• OØÝ,Þ (S10	2
25	Y119305-59120	• ÍÙÄÞÖ(ÌÝ¼ÔÍÞÝCMP	1
28	Y129155-59131	• +±Ä HB4X14	1
30	Y119309-59810	ÌÝ¼ÔÍÞÝ CMP	1
34	Y119309-59820	ÌÝ¼ÔÍÞÝ CMP	1
38	Y101304-59020	¶ÝÄ-ÞÄ(¶Ä,Ä 12	1
39	Y105340-59190	¶ÝÄ-ÞÄÍÞÙÄ CMP	1
42	Y22190-120002	¼-ÙÙÄ¼Ö(¶ÍÙ 12	2
43	Y119266-59501	¶ÝÄ-ÞÄCMP	1
44	Y119266-59570	• ¼ÞÖ²ÝÄ(µ-ÉÞ-ÌÙ-	1
45	Y119266-59580	• ¶ÝÄ-ÞÄÍÞÙÄ 8	1
46	Y22190-080002	• ¼-ÙÙÄ¼Ö(¶ÍÙ.ÆÄØÙ) 8	2
47	Y119520-59540	FOÓÄÞ¼ CMP	1
48	Y124066-59100	• Í-½ ØÄÍß(ÌÙ 8	3
49	Y119260-59520	• ¼ÞÖ²ÝÄB (ÍÞ×Ä,;12)	1
50	Y119260-59530	• ¼ÞÖ²ÝÄA (ÍÞ×Ä,;12)	1
51	Y119260-59550	• FOÉß²Íß	1
52	Y119000-59560	• FOÓÄÞ¼¶Ý	1
53	Y119620-59700	ÄÄÄ(É½ÞÙÖÄÞ¼	2
54	Y22190-140002	¼-ÙÙÄ¼Ö(¶ÍÙ.ÆÄØÙ)14	2

Engine for TB108 2TNE68-ETBA
FUEL FILTER

Y00D7640
2TNE68-ETBA

14 FOフィルタ
FUEL FILTER



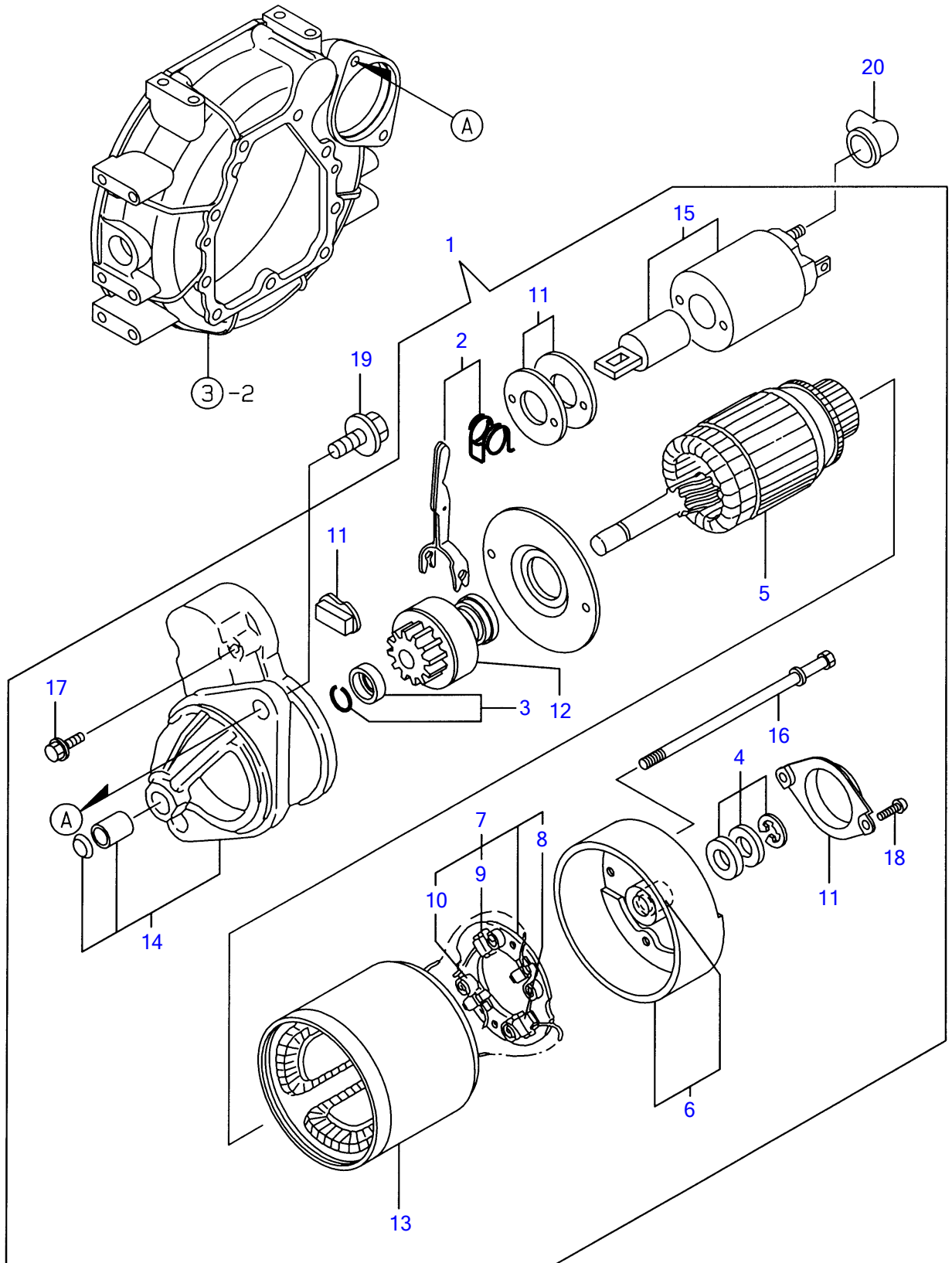
FOI"ÙÀ FUEL FILTER

REF NO.	PARTS NO.	Description	Q'ty
1	Y119632-55620	FO ^º ¼· CMP STRAINER ASSY, F.O.	1
2	Y104200-55321	Ã-ÊËËËÙÏÞ VALVE, TAPER	1
3	Y104200-55330	· ½ÏØÝ, Þ(Ã-ÊËËËÙÏÞ	1
4	Y119810-55340	· ÚËÞ-	1
5	Y121254-55510	· µµ²(FO ^º ¼·	1
6	Y102103-55520	· OØÝ, Þ(µµ²	1
7	Y110250-55610	· ØÃ-ÆÝ, ÞØÝ, Þ	1
8	Y121250-55620	· ½ÏØÝ, Þ(ÚÓÝÃ	1
10	Y124550-55700	· ÚÓÝÃ(FO) L=90	1
13	Y104200-55750	· ÁÏ ^º Ë¼Þ 4(FO ^º Ã, ÊÝÃÞÙ	1
14	Y24311-240100	· OØÝ, Þ 1A P 10A	1
15	Y124066-59100	Î-½· ØÁÏÏ(ÏÙ 8	1
16	Y129150-59580	· ØÁÏÏ(FO-TÓÃÞ¼	1
17	Y129335-55700	³µ-Ã¾ÊËÙ-Ã CMP SEPARATOR, WATER	1
18	Y104200-55321	· Ã-ÊËËËÙÏÞ	1
19	Y104200-55330	· ½ÏØÝ, Þ(Ã-ÊËËËÙÏÞ	1
20	Y104200-55341	· ÊÝÃÞÙ(FO ^º Ã,	1
21	Y124064-55510	· µµ²(FO ^º ¼·	1
22	Y102103-55520	· OØÝ, Þ(µµ²	1
23	Y110250-55610	· ØÃ-ÆÝ, ÞØÝ, Þ	1
24	Y121257-55720	· ½ÏØÝ, Þ(½· Ø-Ý	1
25	Y121257-55731	· ÏÙ-Ã	1
27	Y101720-55750	· 6¶, ÏË×, Þ 6(±·Ç·	2
28	Y104200-55750	· ÁÏ ^º Ë¼Þ 4(FO ^º Ã, ÊÝÃÞÙ	1
29	Y171081-55910	· ½· Ø-Ý (100ØÃ¼Ö	1
30	Y23418-060000	· ÊËÃ·Ý(ÏÙ 6	2
31	Y24311-240100	· OØÝ, Þ 1A P 10A	1
32	Y119840-59601	ÏÞÝÃÞ(ÓÃÞ¼CMP BEND ASSY	1
33	Y124766-59050	· Î-½· ØÁÏÏ(ÏÙ 12	2
35	Y119840-59621	· ¼ÞÓÝÃ	1

Engine for TB108 2TNE68-ETBA
STARTING MOTOR

Y00D7640
2TNE68-ETBA

15 スターティングモータ
STARTING MOTOR



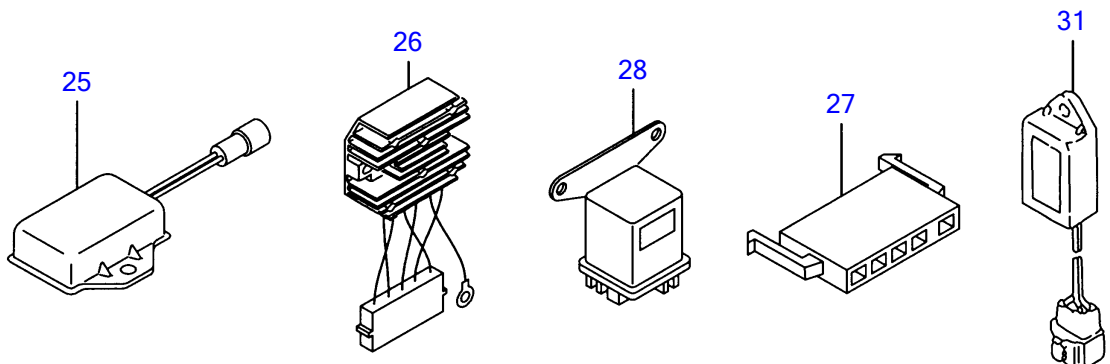
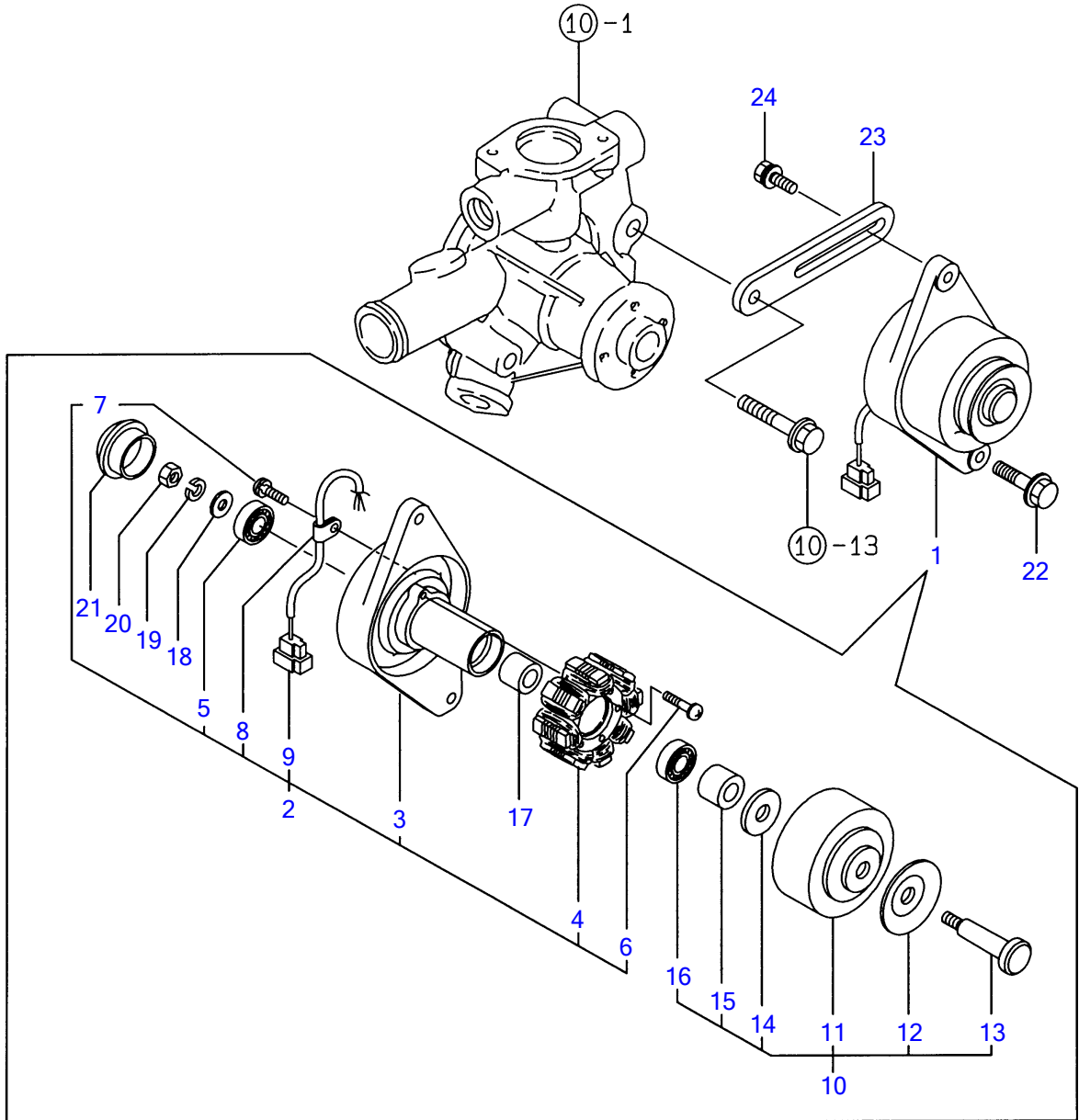
½Ä-Ä²Ý, ÞÓ-Ä STARTING MOTOR

REF NO.	PARTS NO.	Description	Q'ty
1	Y119226-77010	½Ä-ÄCMP(0.8KW-90	1
2	YX2114560130	• ¼ÄÜÊÞ-ÄÄ	1
3	YX2114715500	• ÊßÆµÝ½ÄÄÊß-SET	1
4	YX2114811000	• ½×½ÄÜÄ¼Ö- KIT	1
5	Y114371-77110	• ±-ÄÄÖ-	1
6	Y114371-77140	• ØÖ¶ÊÞ- ASSY	1
7	Y114371-77160	• ìÞ×¼ÄÜÄÞ-	1
8	Y114371-79040	• • ìÞ×Ä¼Ö(-)	2
9	Y114371-79050	• • ìÞ×Ä¼Ö(+)	1
10	Y114371-79060	• • ìÞ×¼Ä½ßØÝ Þ	4
11	Y114371-77170	• ÄÞ½Ä¶ÊÞ-ÄÄ	1
12	Y119226-77650	• ÊßÆµÝ, ×ÄÄ ASSY	1
13	Y124097-77710	• Ö- ASSY	1
14	Y124097-77760	• ÞÖ¹º½ ASSY	1
15	Y124195-77760	• Ì, ÞÊÄÄ½²ÄÄ	1
16	Y124195-77770	• ½Ü-ÎÞÜÄ	2
17	Y114371-79070	• ÎÞÜÄ 6X 37	2
18	Y26022-040122	• ÄÎÞºÊ¼Þ(ÊÞÊ4X12	2
19	Y26106-100252	• ÄÊÞÎÞÜÄ 10X 25	2
20	Y124160-77020	• Ä-ÐÄÜ¶ÊÞ-	1

Engine for TB108 2TNE68-ETBA
GENERATOR

Y00D7640
2TNE68-ETBA

16 ジェネレータ
GENERATOR



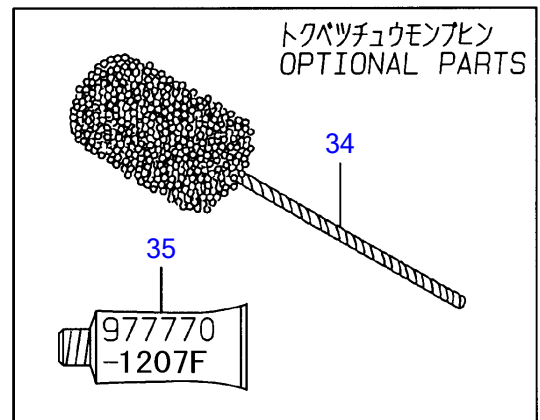
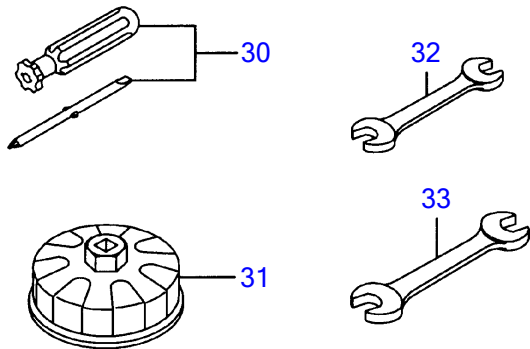
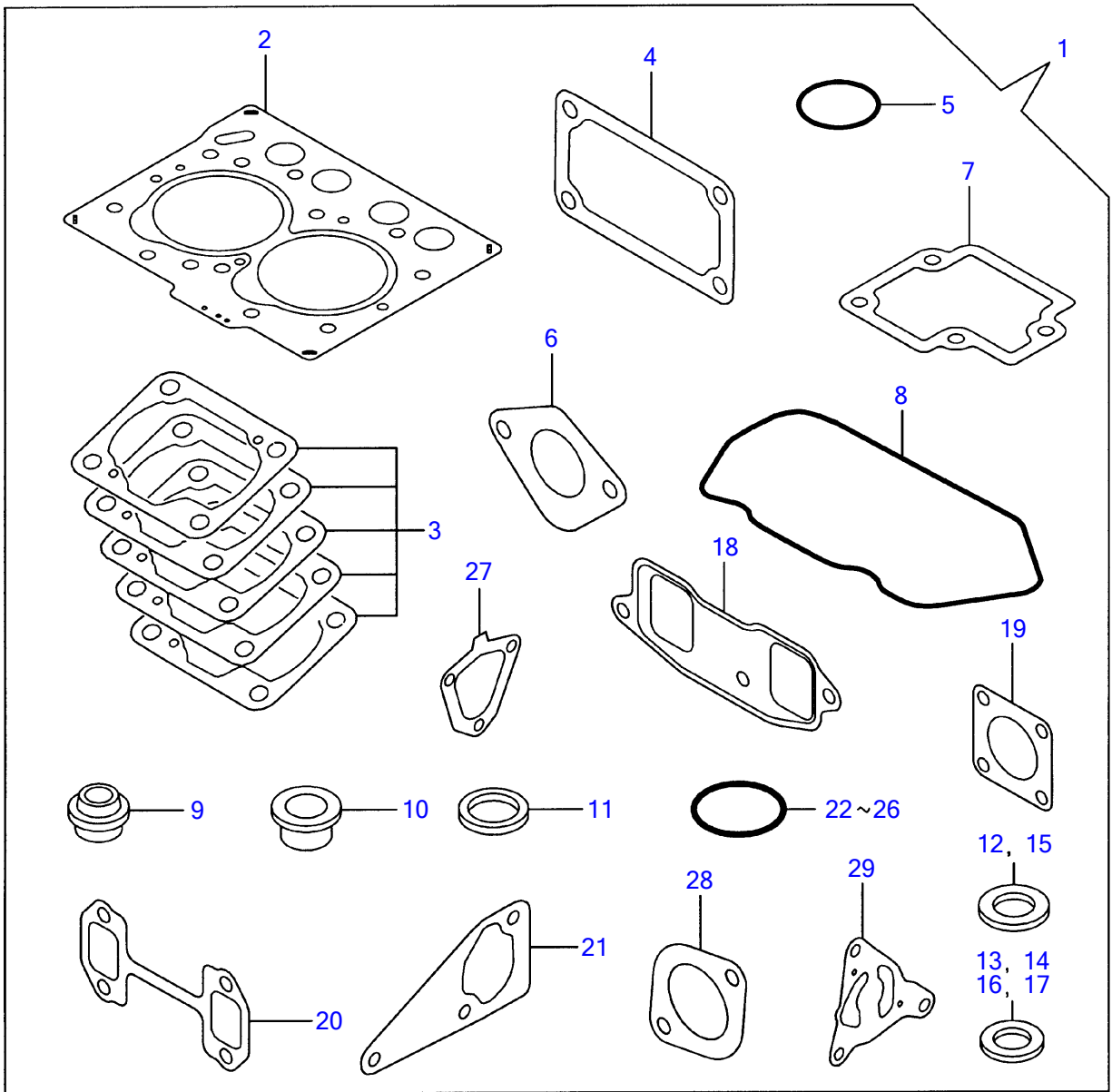
¼P'ÈÚ-À GENERATOR

REF NO.	PARTS NO.	Description	Q'ty	I	R	"õll
1	Y19663-77200	GENERATOR	1			
2	YXM91967	• PLATE ASSY	1			
3	YXM91968	• PLATE	1			
4	YXM91969	• STATOR	1			
5	YXM27436	• BALL BEARING	1			
6	Y26022-040252	• SCREW M 4X 25	2			
7	YXYS4008	• SCREW	1			
8	YXM36410	• CLAMP	1			
9	YXM17878	• COUPLER	1			
10	YXM82099	• FLYWHEEL ASSY	1			
11	YXM82110	• FLYWHEEL	1			
12	YXM72174	• PULLEY	1			
13	YXM42927	• SHAFT	1			
14	YXM47549	• WASHER	1			
15	YXM72701	• COLLAR	1			
16	YXM27436	• BALL BEARING	1			
17	Y106383-44720	• SPACER	1			
18	Y106383-44730	• WASHER	1			
19	Y22212-100000	• SPRING WASHER 10	1			
20	Y26716-100002	• NUT 10	1			
21	Y105225-44790	• CAP	1			
22	Y26106-100402	BOLT M10X 40 PLATED	1			
23	Y121450-77330	ADJUSTER, BELT	1			
24	Y119810-77340	BOLT	1			
25	Y119332-77810	RESISTOR	1			
26	Y119660-77711	CURRENT LIMITER(15A)	1			
27	Y171301-77720	COUPLER	1			
28	Y119650-77910	RELAY, GROW	2			
31	Y129211-77920	TIMER	1			

Engine for TB108 2TNE68-ETBA
TOOL & GASKET SET

Y00D7640
 2TNE68-ETBA

17 コウグ & パッキンセット
 TOOL & GASKET SET



TOOL & GASKET SET

REF NO.	PARTS NO.	Description	Q'ty		
1	Y719325-92620	GASKET SET	1		(1) μlβ¼@Ý lβÉÝÄb½
2	Y119309-01330	• ÍÄÄb¶b½¹ÄÄ	1		
3	Y119305-01950	• Ý¼Ö¼b¼¼N CMP	1		
4	Y119660-01562	• PK(ÍßÝÍß¼ÄÄ)(ÉÝ±½)	1		
5	Y24311-000320	• OØÝ, b 1A P 32.0	2		
6	Y121520-01851	• PK(Í²ÄbÍßÝÍß)(ÉÝ±½)	1		
7	Y119305-03031	• PK(¼ÖÍ²ÉbÝ	1		
8	Y119305-11310	• PK(ÍbÝÉÄÄ	1		
9	Y119260-11340	• ÉbÜl b½ÄN¼-Ü	4		
10	Y119600-11450	• É½bÜlßÜÄ, Ä	2		
11	Y119600-11460	• PK	4		
12	Y124465-44950	• ÉßÄ·Ý16	1		
13	Y22190-060003	• ¼-ÜÜÄ¼Ö-(SPCC.ÏÜ. 6)	2		
14	Y22190-120002	• ¼-ÜÜÄ¼Ö(éÜ 12	4		
15	Y129150-49360	• PK 10	1		
16	Y22190-080002	• ¼-ÜÜÄ¼Ö(éÜ.ÆÄØÜ) 8	2		
17	Y22190-140002	• ¼-ÜÜÄ¼Ö(éÜ.ÆÄØÜ)14	2		
18	Y119326-12111	• PK(ÍÆÍ-ÜÄb	1		
19	Y124701-11911	• ¶b½¹ÄÄ(»²ÜÝ»)(ÉÝ±½)	1		
20	Y119305-13110	• ¶b½¹ÄÄ (ÍÆÍ-ÜÄb	1		
21	Y119260-42021	• ÉßÄ·Ý(CW-P	1		
22	Y119209-42140	• OØÝ, b G 35	1		
23	Y24311-000120	• OØÝ, b 1A P 12.0	2		
24	Y24341-000240	• OØÝ, b 1A S 24.0	1		
25	Y119209-35030	• OØÝ, b P11	1		
26	Y119624-32040	• OØÝ, b P 12.0	2		
27	Y119660-61071	• PK(¶bÉbÄ¹-½)(ÉÝ±½)	1		
28	Y129107-13550	• ¶b½¹ÄÄ(ÍÝ¼ÖÄ ⁹³	1		
29	Y119660-32020	• PK(LO-P	1		
30	Y104200-92350	• Äb×²Éb-(»¼¶¹¼	1		
31	Y119332-92751	• ðÜÄÜÝÄ 68	1		
32	Y28110-100120	• ½ÉßÄ 10X12	1		
33	Y28110-140170	• ½ÉßÄ 14X17	1		
34	Y129400-92400	• ÌÜÄ, ½Í-Ý	1		(1) μlβ¼@Ý lβÉÝÄb½
35	Y977770-1207F	• ¼Ø ⁹ -Ý ¹² ·¼bÖ³¶b½¹ÄÄ	1		(1) μlβ¼@Ý lβÉÝÄb½