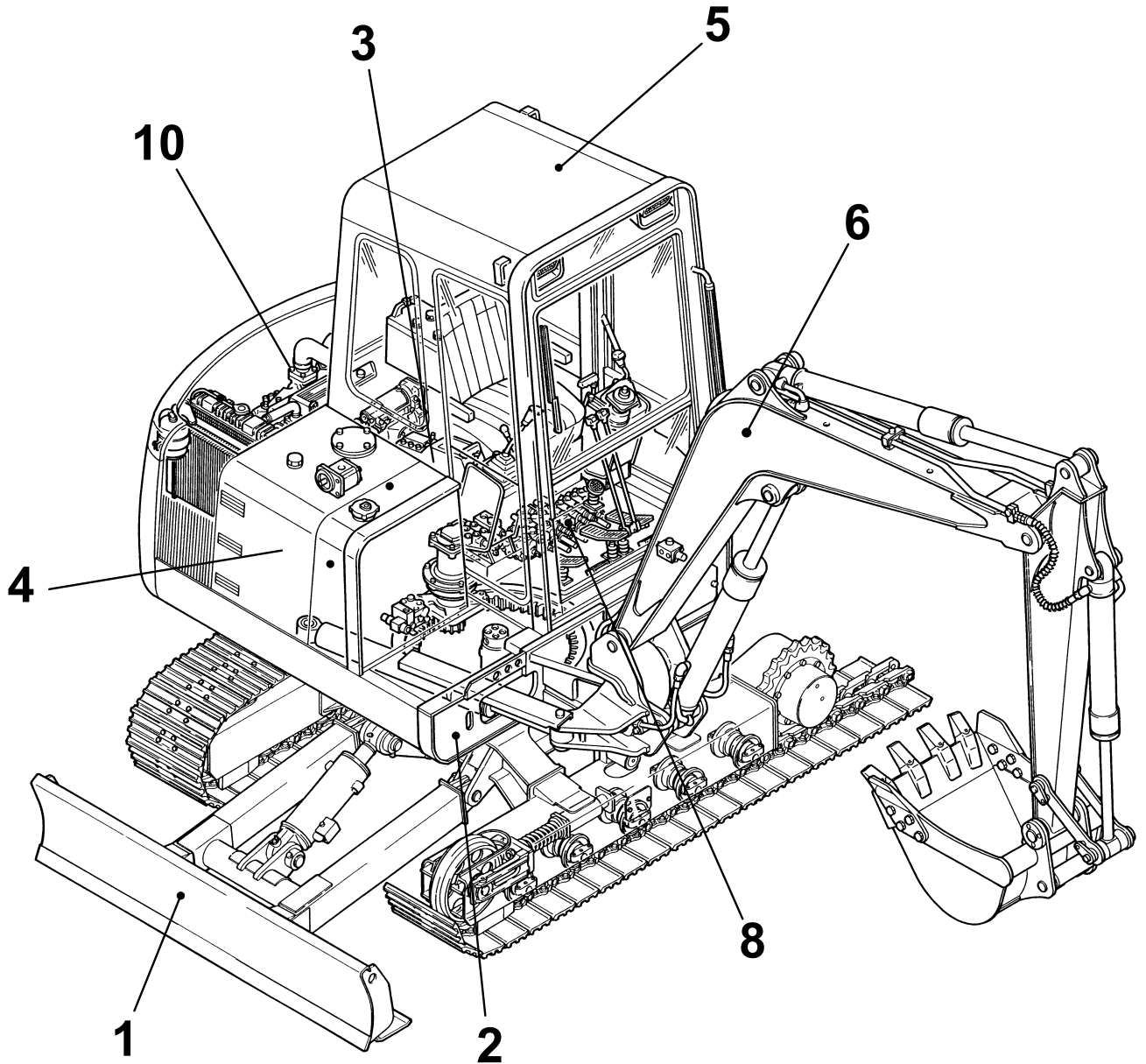


# TB045

Book No. PK2-102Z5

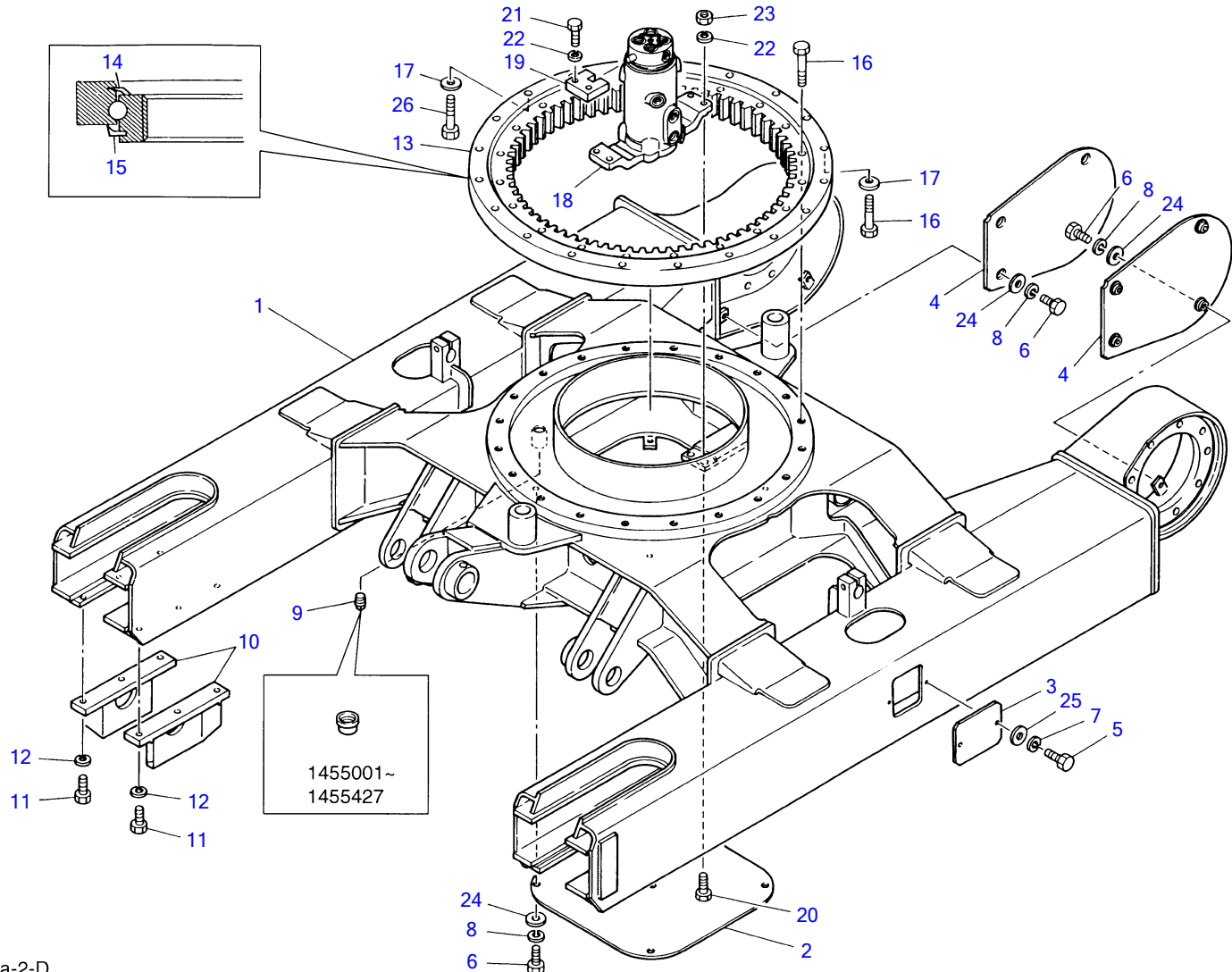
Serial No. 1455001-1456876



# TAKEUCHI

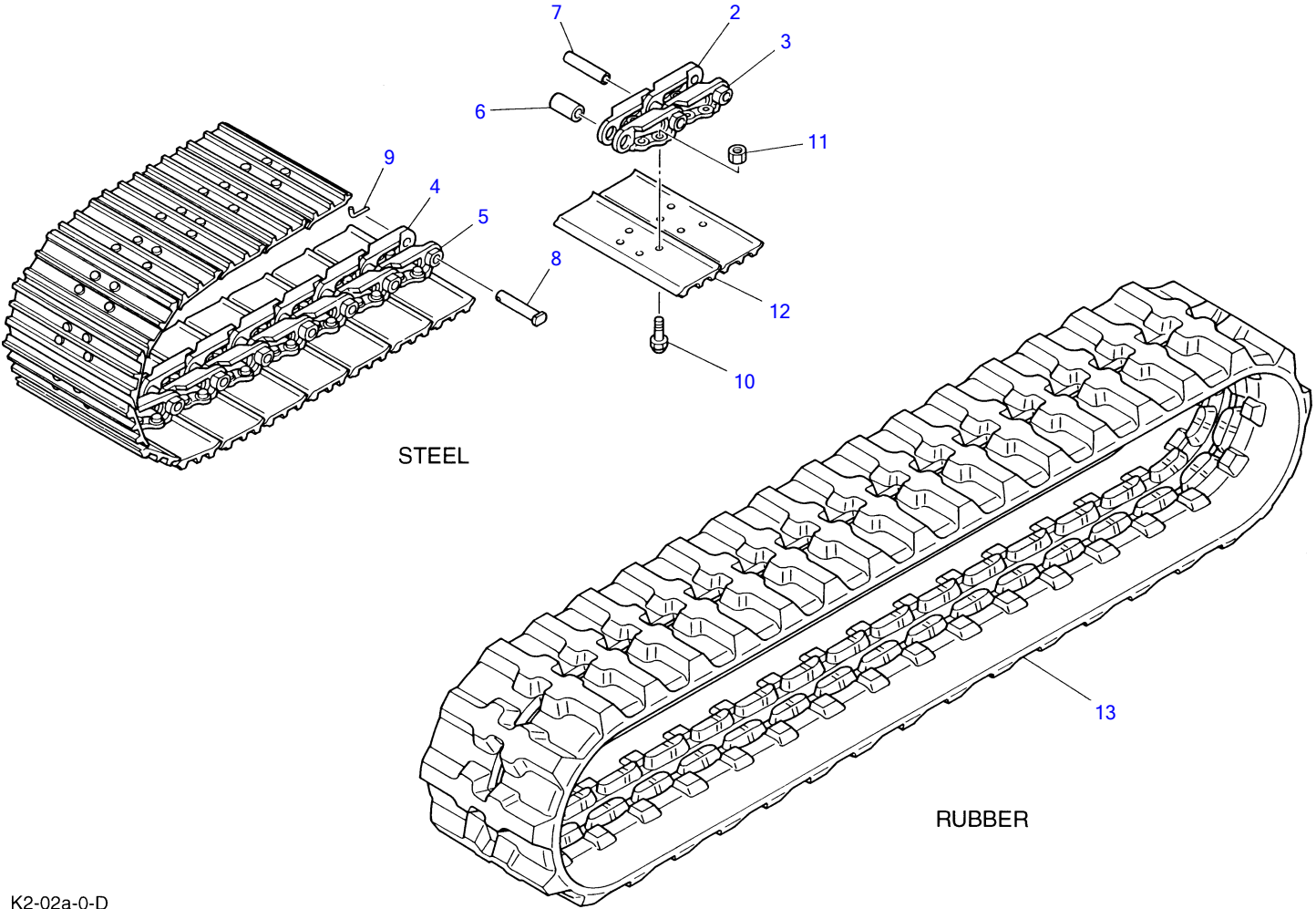


Item	Part number	Description	Index				Remarks
			Q'ty	Chan.	Serial No.	Serv.	
1		UNDERCARRIAGE					
2		TURNTABLE & CONTROL LEVER					
3		ENGINE & ELECTRICAL SYSTEM					
4		HYDRAULIC PIPNG & TANK					
5		COVER & CAB					
6		HOE ATTACHMENT					
7		DECAL & TOOL					
8		HYDRAULIC DEVICE					
10		ENGINE(3TN100L-TBZ) 2008.1.24					



K2-01a-2-D

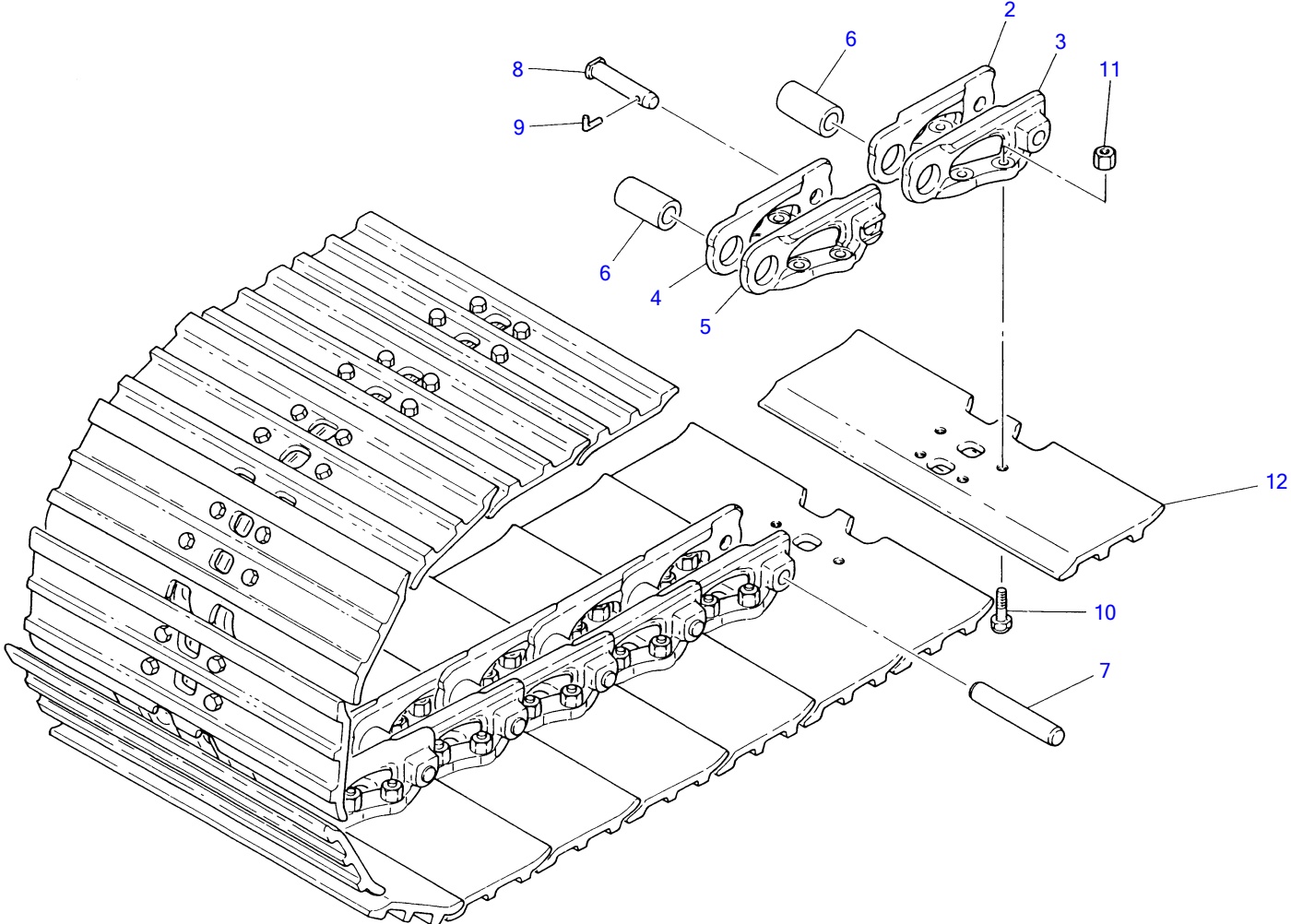
LOWER FRAME						
Item	Part number	Description	Q'ty	Chan.	Serial No.	Serv. Remarks
1	X 0461003100	FRAME	1		1455001~1456564	
	X 0391003100	FRAME	1		1456565~	
2	0461000800	COVER	1			
3	0461000900	COVER	2			
4	0211035700	COVER	2			
5	1100040816	BOLT	4			
6	1100041020	BOLT	12			
7	1140020008	WASHER, spring	4			
8	1140020010	WASHER, spring	12			
9	1508800010	CAP	1		1455001~1455427	
	1508710010	PLUG	1		1455428~	
10	0461000700	GUIDE	4			
11	1101041230	BOLT	12			
12	1140020012	WASHER, spring	12			
13	1913003500	BEARING, slew	1			
14	1913003508	• SEAL	1			
15	1913003509	• SEAL	1			
16	1101051680	BOLT	40		1455001~1455625	
	1101051680	BOLT	39		1455626~	
17	1141540016	WASHER	20			
18	1904006300	JOINT, swivel	1			
19	0442100100	STOPPER	1			
20	1101051245	BOLT	4			
21	1101051240	BOLT	2			
22	1140010012	WASHER, spring	6			
23	1130550012	NUT	4			
24	1141110010	WASHER	12			
25	1141110008	WASHER	4			
26	0392000100	BOLT	1			
	K201a3L					



K2-02a-0-D

**CRAWLER BELT**

Item	Part number	Description	Q'ty	Chan.	Serial No.	Serv.	Remarks
1	<b>1914051300</b>	BELT ASSY, crawler	2				steel, 380wide
2	<b>1914039001</b>	▪ LINK (R.H.)	37				
3	<b>1914039002</b>	▪ LINK (L.H.)	37				
4	<b>1914039003</b>	▪ LINK, master (R.H.)	1				
5	<b>1914039004</b>	▪ LINK, master (L.H.)	1				
6	<b>1914039012</b>	▪ BUSHING	38				
7	<b>1914039006</b>	▪ PIN, track	37				
8	<b>1914039007</b>	▪ PIN, master	1				
9	<b>1914039008</b>	▪ PIN	1				
10	<b>1914039009</b>	▪ BOLT	152				
11	<b>1914033010</b>	▪ NUT	152				
12	<b>1914051311</b>	▪ PLATE, shoe	38				
13	<b>1914065000</b>	BELT ASSY, crawler	2		1455001~1456564		rubber
	<b>1914065200</b>	BELT ASSY, crawler	2		1456565~		rubber, short pitch
	<b>K202a2L</b>						

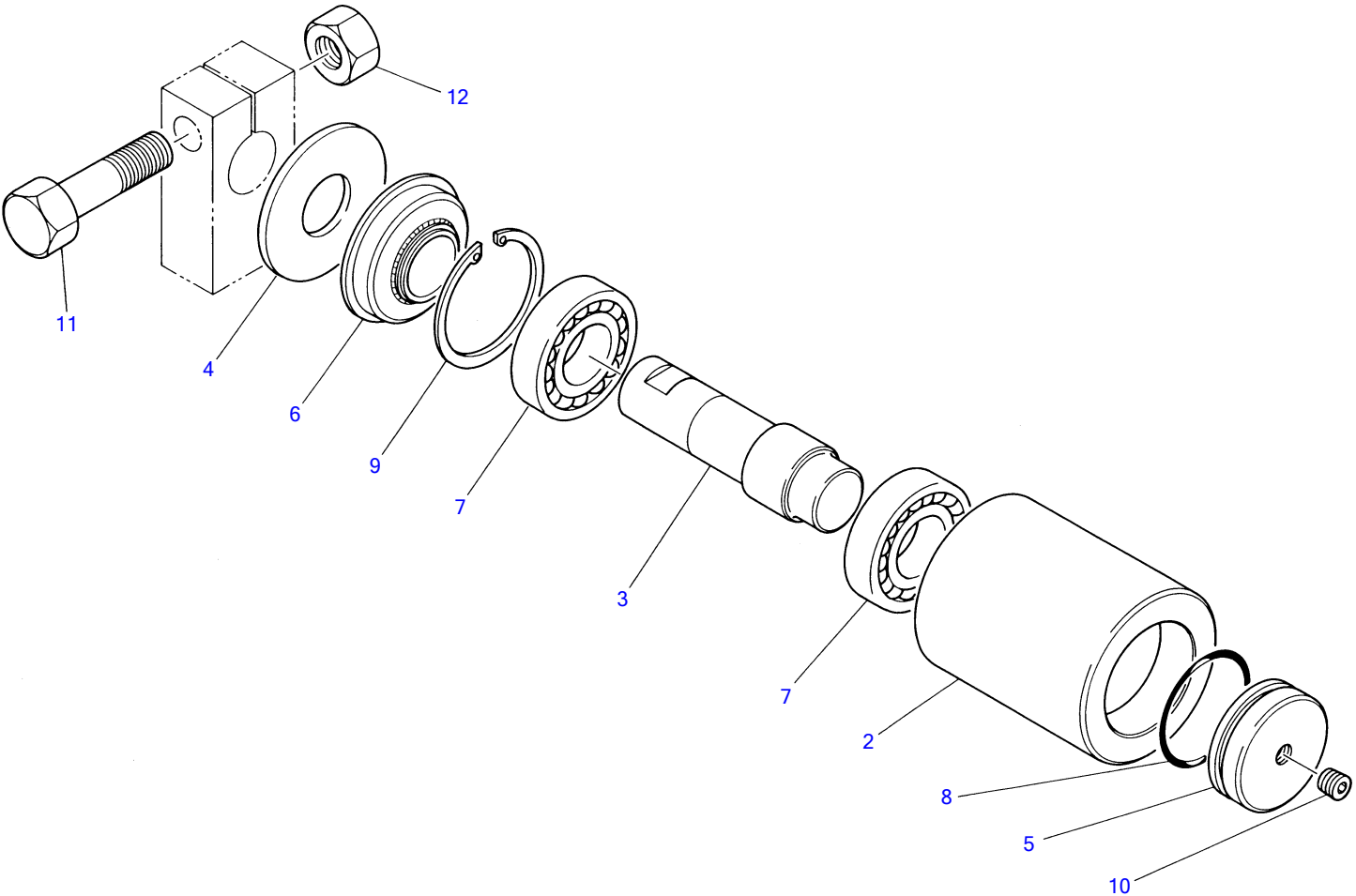


K2-61a-0-D



**CRAWLER BELT; WIDE**

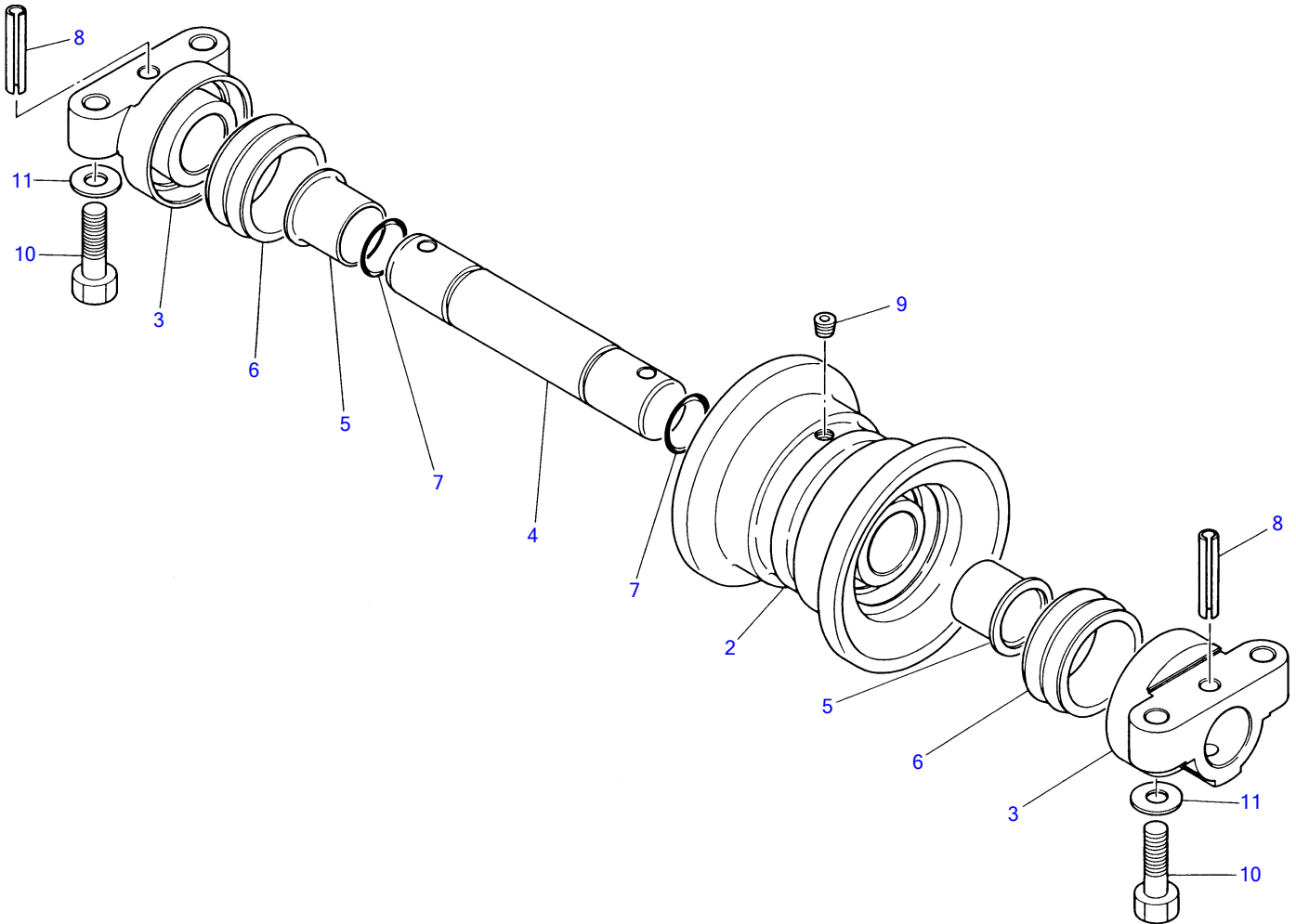
Item	Part number	Description	Q'ty	Chan.	Serial No.	Serv.	Remarks
1	<b>1914051400</b>	BELT ASSY, crawler	2				steel, 460wide
2	<b>1914039001</b>	▪ LINK (R.H.)	37				
3	<b>1914039002</b>	▪ LINK (L.H.)	37				
4	<b>1914039003</b>	▪ LINK, master (R.H.)	1				
5	<b>1914039004</b>	▪ LINK, master (L.H.)	1				
6	<b>1914039012</b>	▪ BUSHING	38				
7	<b>1914039006</b>	▪ PIN, track	37				
8	<b>1914039007</b>	▪ PIN, master	1				
9	<b>1914039008</b>	▪ PIN	1				
10	<b>1914039009</b>	▪ BOLT	152				
11	<b>1914033010</b>	▪ NUT	152				
12	<b>1914051411</b>	▪ PLATE, shoe	38				
	<b>K261a1L</b>						



Z6-03a-0-D

**CARRIER ROLLER**

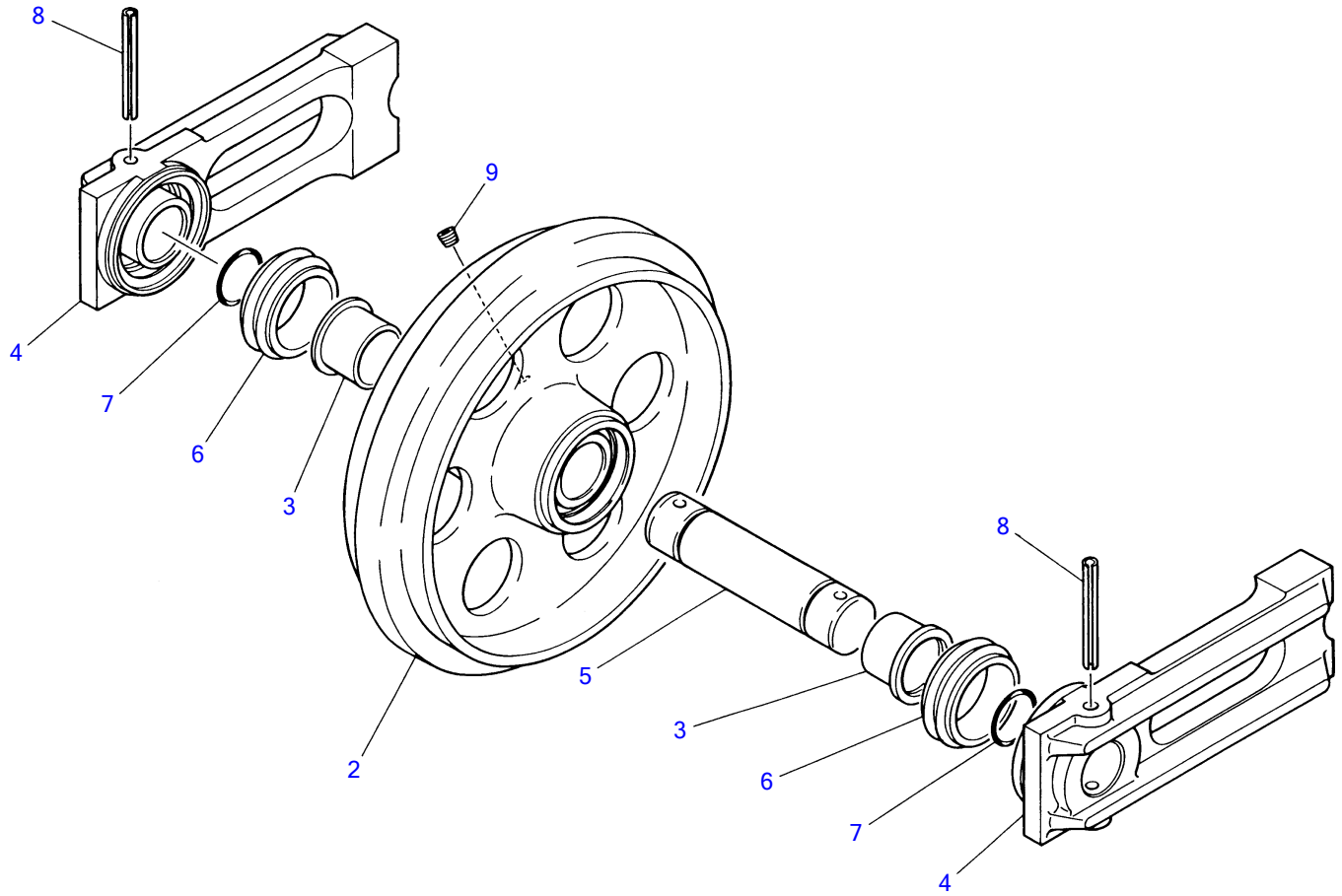
Item	Part number	Description	Q'ty	Chan.	Serial No.	Serv.	Remarks
1	0461201100	ROLLER ASSY, carrier	2				
2	0461200200	▪ ROLLER	1				
3	0461201200	▪ SHAFT	1				
4	0141201300	▪ COVER	1				
5	0171200400	▪ COVER	1				
6	1431203062	▪ SEAL	1				
7	1300006206	▪ BEARING	2				
8	1420100500	▪ O-RING	1				
9	1221000062	▪ RING, snap	1				
10	1501820001	▪ PLUG	1				
11	1101051665	BOLT	2				
12	1130550016	NUT	2				
	K203a0L						



Z6-04a-0-D

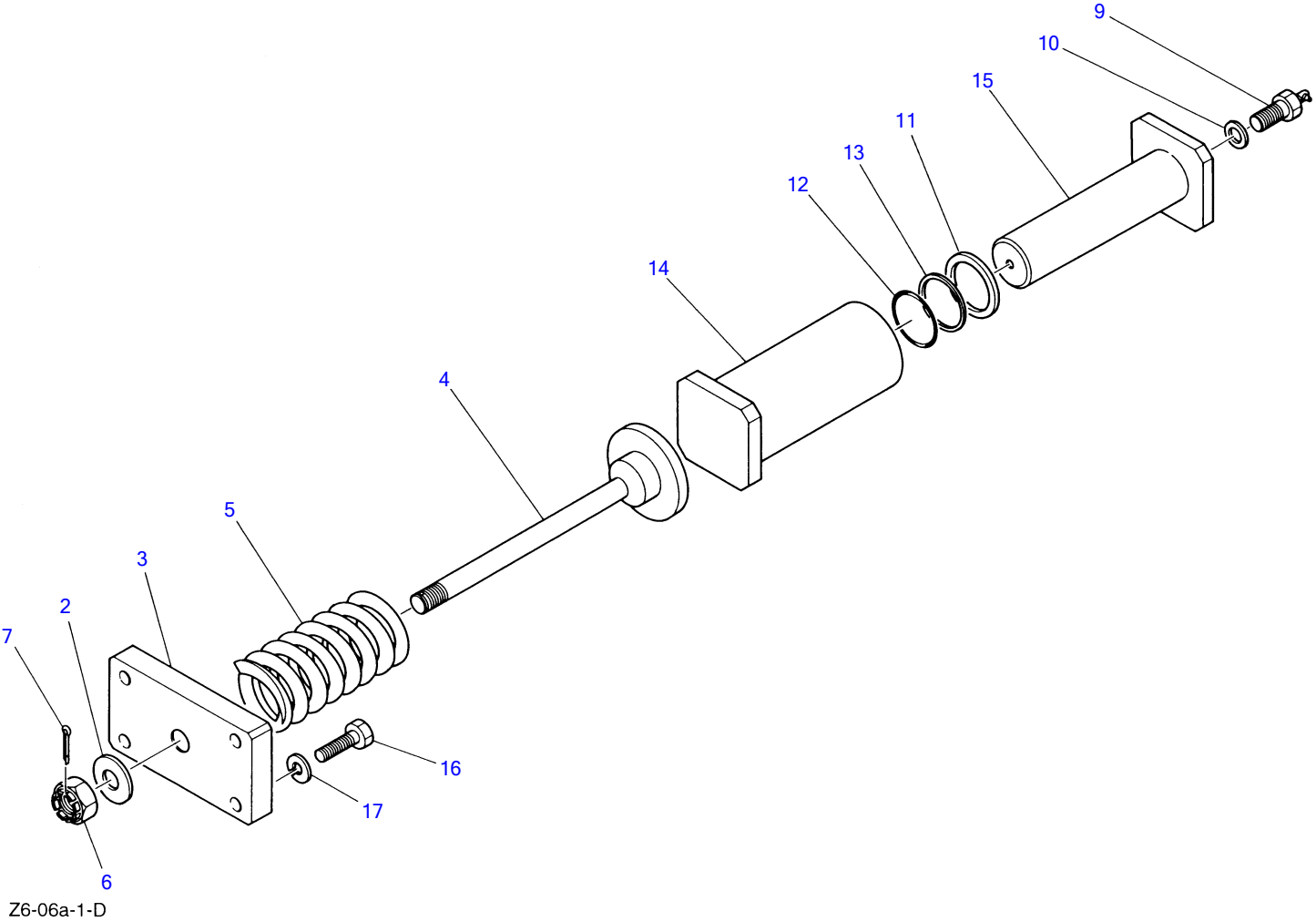
**TRACK ROLLER**

Item	Part number	Description	Q'ty	Chan.	Serial No.	Serv.	Remarks
1	<b>0461301100</b>	ROLLER ASSY, track	10				
2	<b>0461301200</b>	▪ ROLLER	1				
3	<b>0461300300</b>	▪ COVER	2				
4	<b>0461300400</b>	▪ SHAFT	1				
5	<b>1333073535</b>	▪ BUSHING	2				
6	<b>1432500560</b>	▪ SEAL, floating	2				
7	<b>1420700300</b>	▪ O-RING	2				
8	<b>1213001055</b>	▪ PIN, spring	2				
9	<b>1501820001</b>	▪ PLUG	1				
10	<b>1101051245</b>	BOLT	40				
11	<b>1141540012</b>	WASHER	40				
	<b>K204a1L</b>						



Z6-05a-1-D

Item	Part number	Description	FRONT IDLER			
			Q'ty	Chan.	Serial No.	Serv. Remarks
1	0461490010	IDLER ASSY, front	2			
2	0461401100	▪ IDLER	1			
3	1333064540	▪ BUSHING	2			
4	0461400300	▪ SLIDE	2			
5	0461400400	▪ SHAFT	1			
6	1432500640	▪ SEAL, floating	2			
7	1420700400	▪ O-RING	2			
8	1213101000	▪ PIN, spring	2			
9	1501820001	▪ PLUG	2			
	K205a3L					

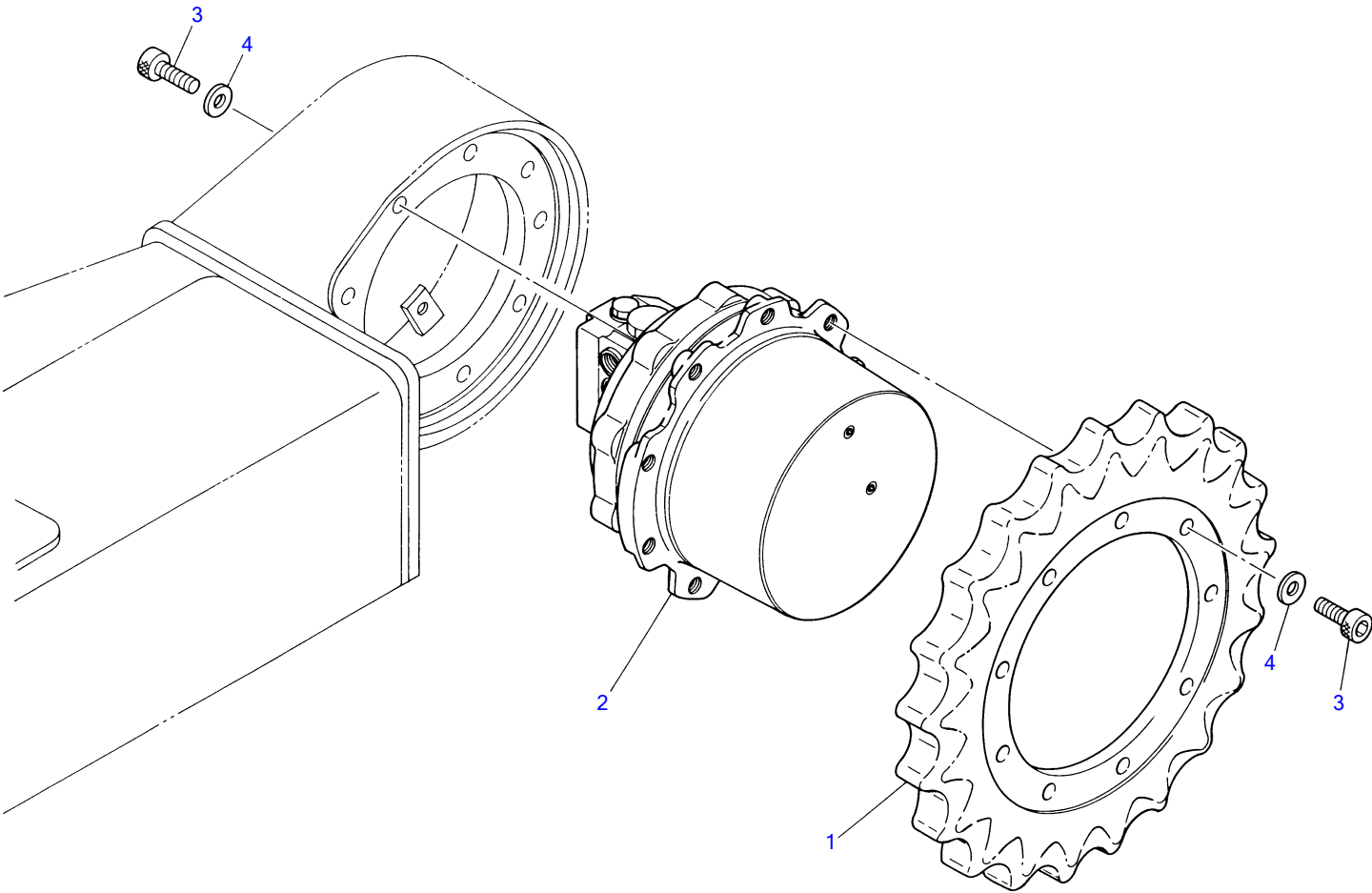


Z6-06a-1-D



**TRACK ADJUSTER**

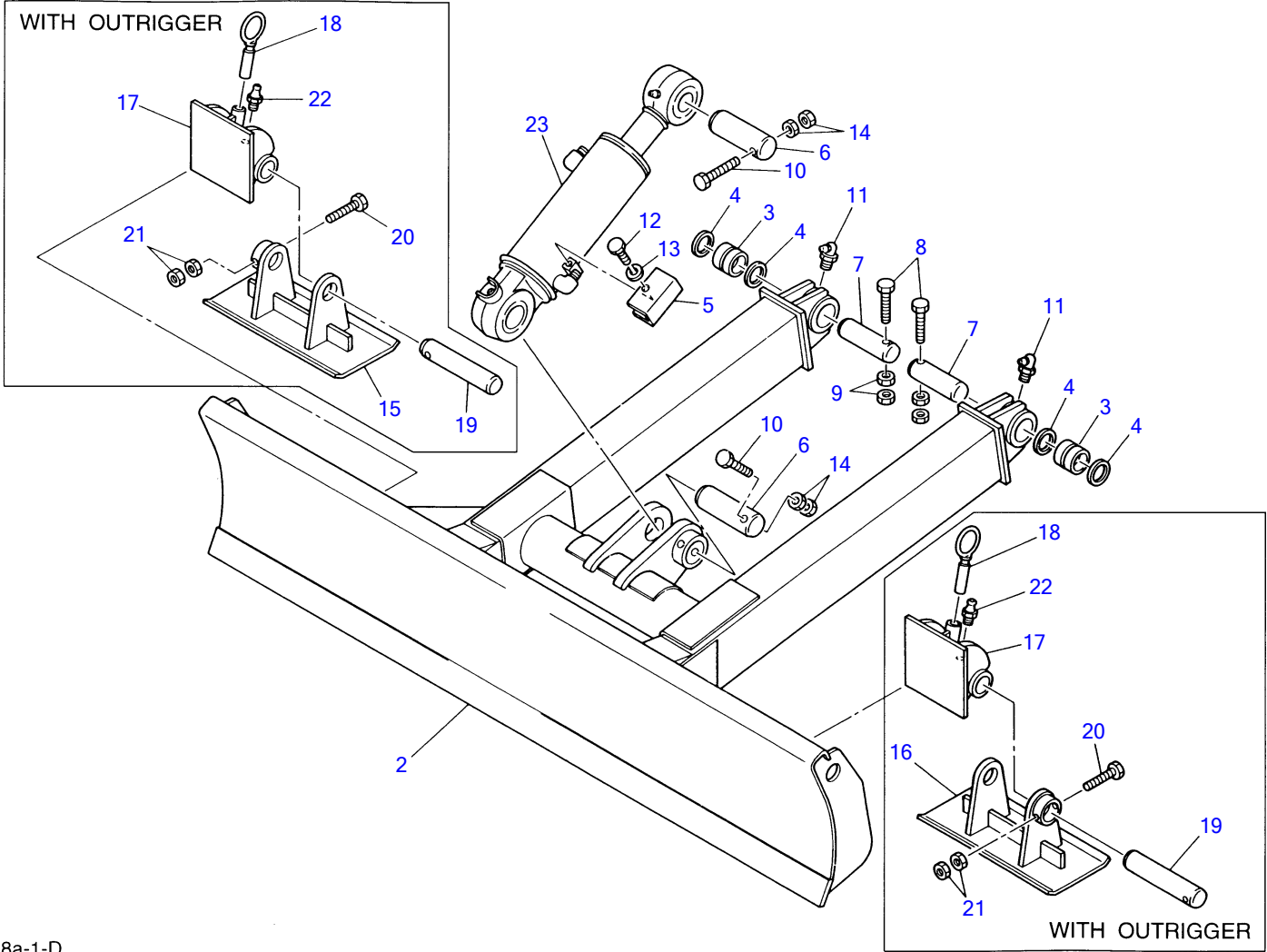
Item	Part number	Description	Q'ty	Chan.	Serial No.	Serv.	Remarks
1	0461500600	SPRING ASSY	2				
2	1141540020	• WASHER	1				
3	0461500400	• PLATE	1				
4	0461500500	• ROD	1				
5	0007000002	• SPRING	1				
6	1132030020	• NUT	1				
7	1210000440	• PIN, split	1				
8	0461500700	CYLINDER ASSY	2		1455001~1456564		
	0391501100	CYLINDER ASSY	2		1456565~		
9	1541301602	• VALVE ASSY	1				
10	1541201616	• PACKING	1				
11	1400402835	• SEAL, oil	1				
12	1420010500	• O-RING	1				
13	1421020500	• RING, back-up	1				
14	0461500200	• CYLINDER	1		1455001~1456564		
	0391501200	• CYLINDER	1		1456565~		
15	0461500300	• PISTON	1		1455001~1456564		
	0391501300	• PISTON	1		1456565~		
16	1101051245	BOLT	8				
17	1140010012	WASHER, spring	8				
	K206a1L						



K2-07a-0-D

**TRAVEL DEVICE**

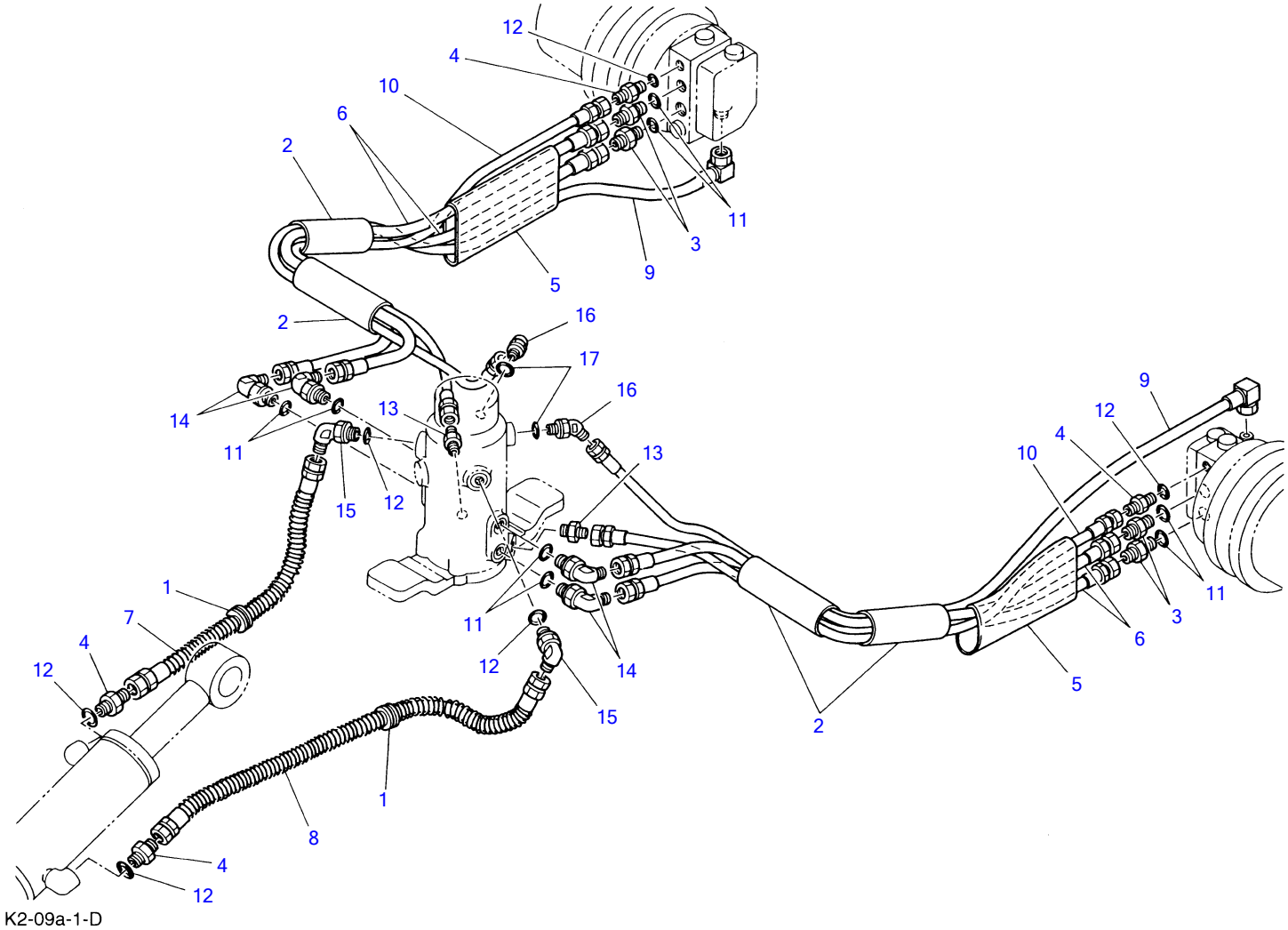
Item	Part number	Description	Q'ty	Chan.	Serial No.	Serv.	Remarks
1	<b>0261603100</b>	SPROCKET	2				
2	<b>1903107900</b>	MOTOR ASSY	2				with P.B.
	<b>1903108000</b>	MOTOR ASSY	2				without P.B.
3	<b>1110051440</b>	SCREW, cap	18				
4	<b>1141540014</b>	WASHER	18				
	<b>K207a1L</b>						



K2-08a-1-D

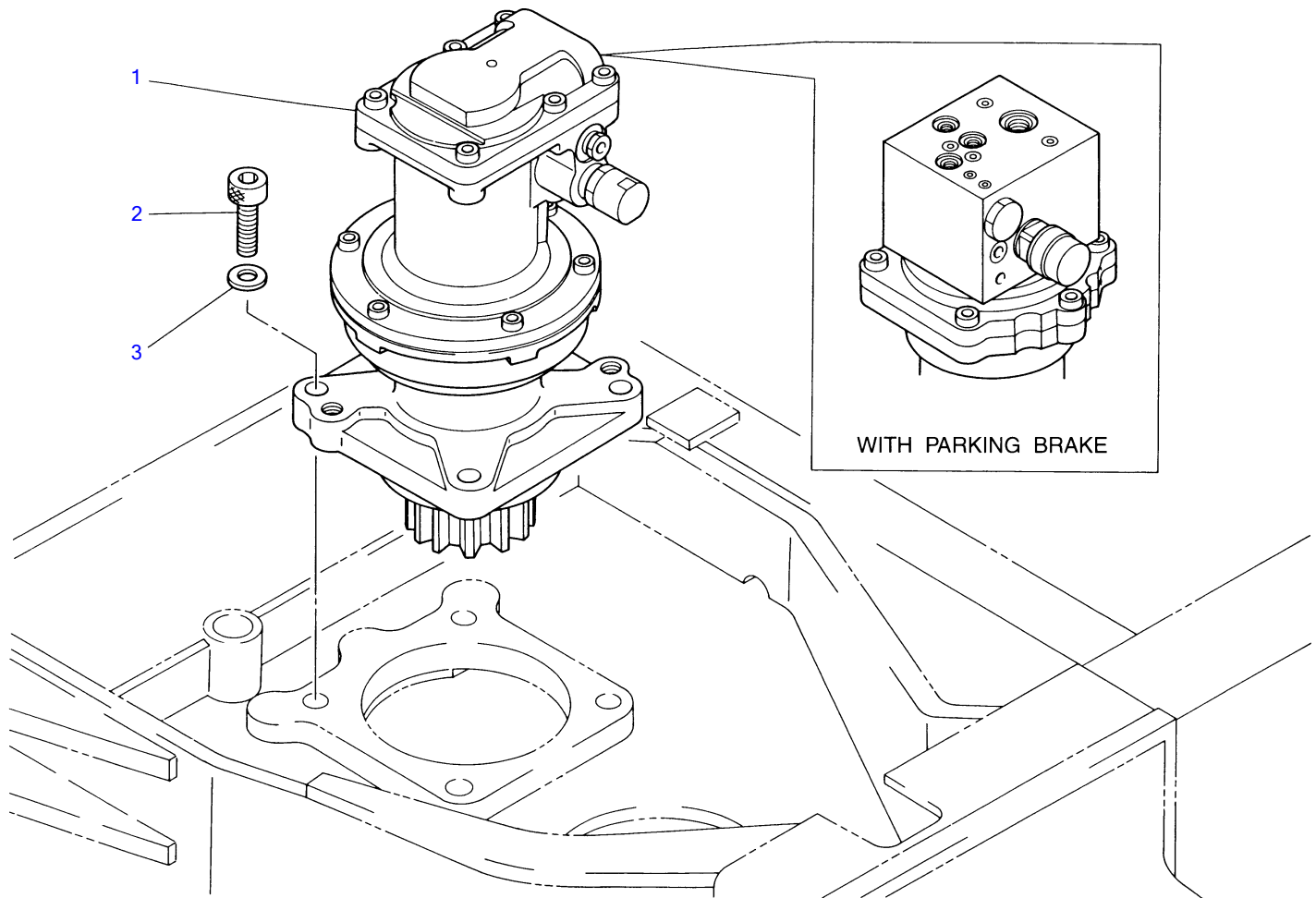
**DOZER BLADE**

Item	Part number	Description	Q'ty	Chan.	Serial No.	Serv.	Remarks
1	<b>0396301100</b>	BLADE ASSY	1				1840wide
	<b>0396302100</b>	BLADE ASSY	1				1900wide
2	X <b>0396301200</b>	· BLADE	1				1840wide
	X <b>0396302200</b>	· BLADE	1				1900wide
3	<b>0002200014</b>	· BUSHING	2				
4	<b>1432200045</b>	SEAL, dust	4				
5	<b>0466300300</b>	COVER	1				
6	<b>0011506150</b>	PIN	2				
7	<b>0011504135</b>	PIN	2				
8	<b>1103041085</b>	BOLT	2				
9	<b>1130240010</b>	NUT	4				
10	<b>1103141200</b>	BOLT	2				
11	<b>1560001675</b>	NIPPLE, grease	2				
12	<b>1100040860</b>	BOLT	1				
13	<b>1140020008</b>	WASHER, spring	1				
14	<b>1130240012</b>	NUT	4				
15	<b>0466301100</b>	OUTRIGGER (R.H.)	1				with outrigger
16	<b>0466301200</b>	OUTRIGGER (L.H.)	1				with outrigger
17	<b>0466301300</b>	BRACKET	2				with outrigger
18	<b>0466301400</b>	PIN	2				with outrigger
19	<b>0011503210</b>	PIN	2				with outrigger
20	<b>1103041080</b>	BOLT	2				with outrigger
21	<b>1130240010</b>	NUT	4				with outrigger
22	<b>1560001000</b>	NIPPLE, grease	2				with outrigger
23	<b>1900047400</b>	CYLINDER, blade	1				
	<b>K208a3L</b>						



**PIPING; LOWER**

Item	Part number	Description	Q'ty	Chan.	Serial No.	Serv.	Remarks
1	<b>0437200100</b>	GUARD	2				
2	<b>1531350025</b>	PROTECTOR	4				sold by the meter
3	<b>1515600202</b>	ADAPTOR	4				
4	<b>1515600201</b>	ADAPTOR	4				
5	<b>1531350020</b>	GUARD	2				sold by the meter
6	<b>1935212125</b>	HOSE ASSY	4				
7	<b>1935309095</b>	HOSE ASSY	1				
8	<b>1935309120</b>	HOSE ASSY	1				
9	<b>1935806143</b>	HOSE ASSY	2				
10	<b>1934823125</b>	HOSE ASSY	2				
11	<b>1420010180</b>	O-RING	8				
12	<b>1420010140</b>	O-RING	6				
13	<b>1511050003</b>	ADAPTOR	2				
14	<b>1515010042</b>	ELBOW	4				
15	<b>1515010041</b>	ELBOW	2				
16	<b>1515100110</b>	ELBOW	2				
17	<b>1420010110</b>	O-RING	2				
	<b>K209a2L</b>						



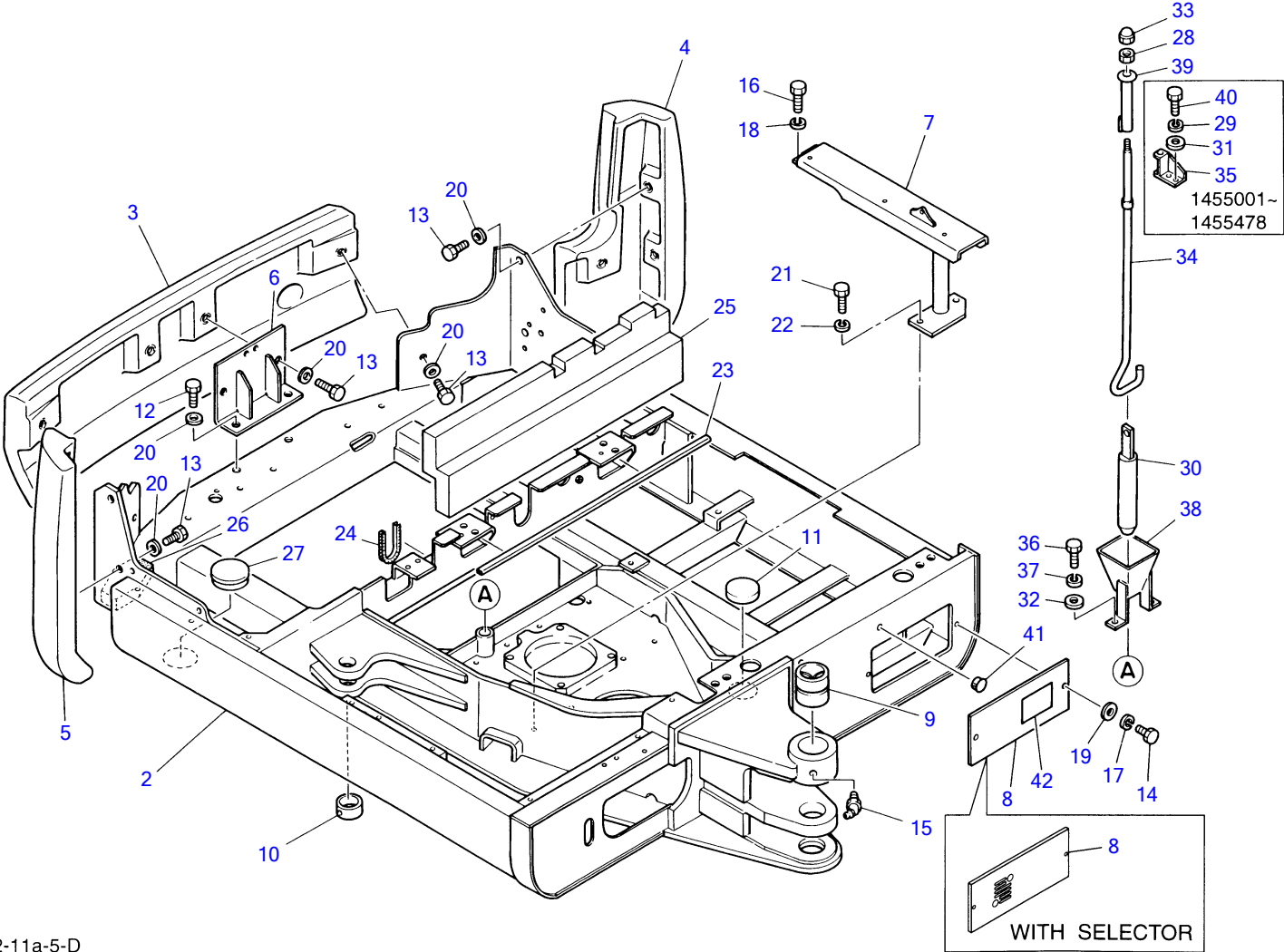
K2-10a-0-D



**SLEWING DEVICE**

Item	Part number	Description	Q'ty	Chan.	Serial No.	Serv.	Remarks
1	<b>1903111200</b>	MOTOR ASSY	1				without P.B.
	<b>1903108800</b>	MOTOR ASSY	1				with P.B.
2	<b>1110052045</b>	SCREW, cap	4				
3	<b>1141550020</b>	WASHER	4				
	<b>K210a2L</b>						

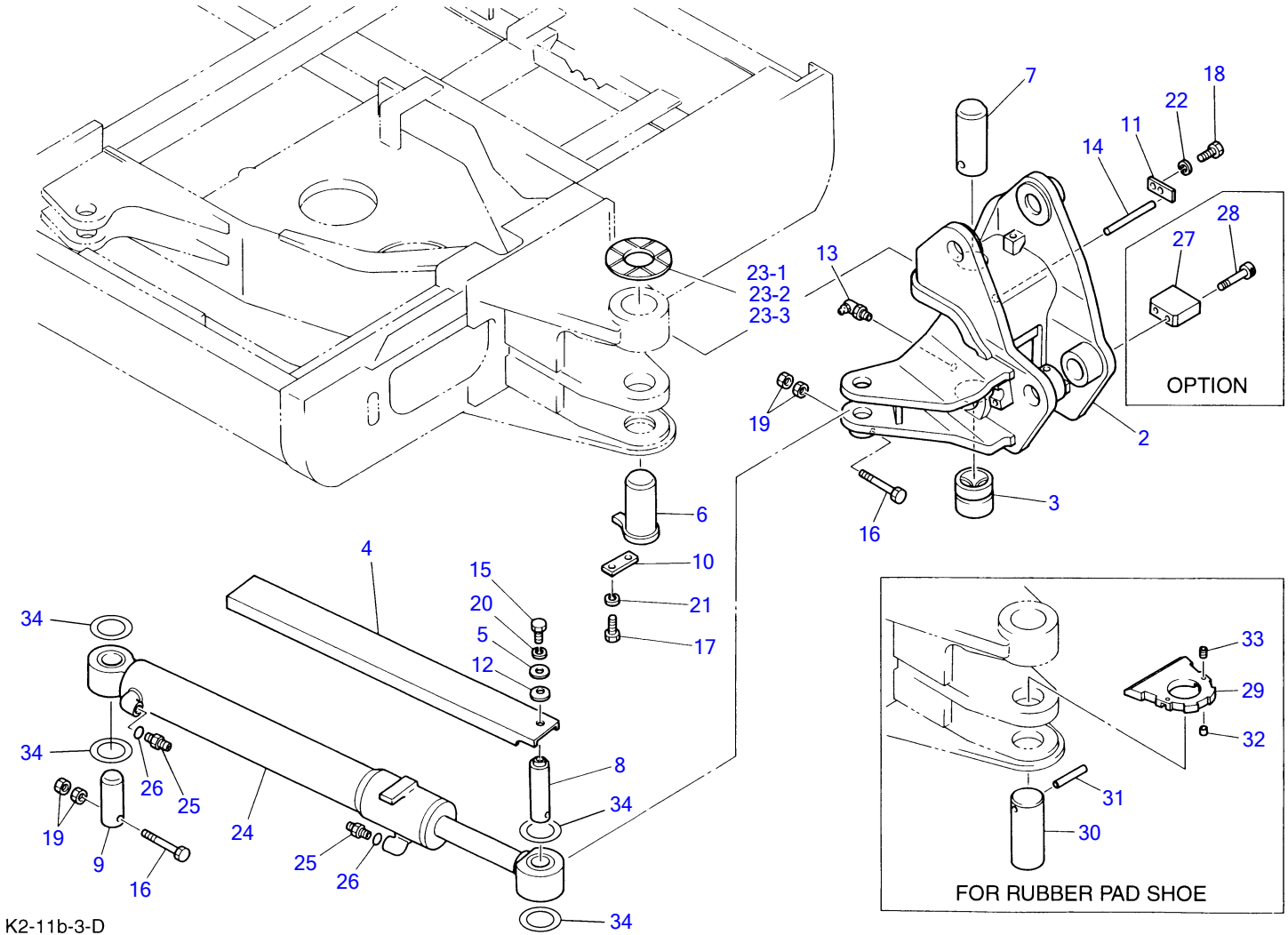
TB045 Book No.PK2-102Z5 S/N 1455001-1456876  
**TURNTABLE**



K2-11a-5-D

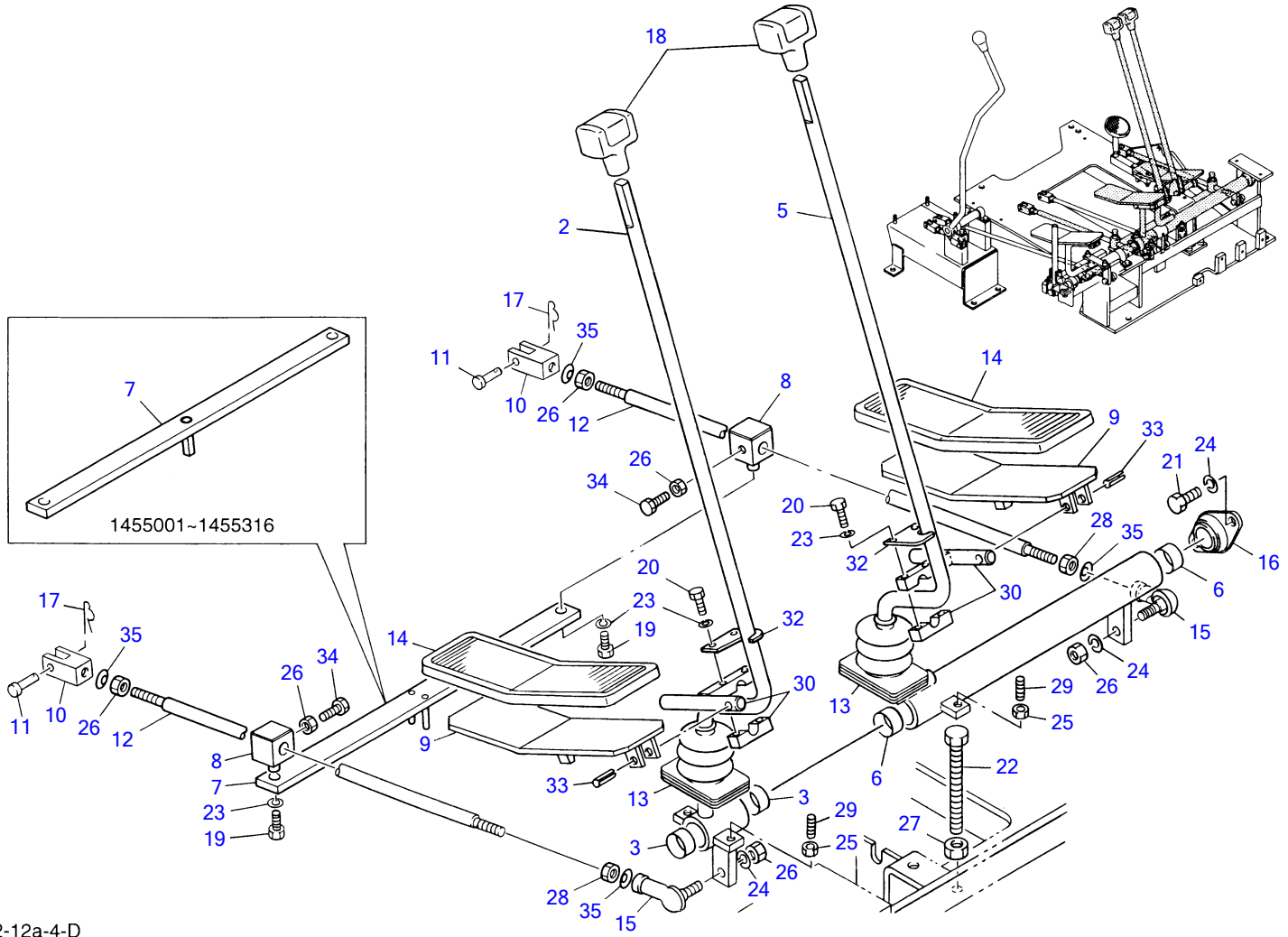
**TURNTABLE**

Item	Part number	Description	Q'ty	Chan.	Serial No.	Serv.	Remarks
1	X 0393003000	TURNTABLE ASSY	1		1455001~1455339		
	X 0393004000	TURNTABLE ASSY	1	(H)	1455340~		
	X 0393005000	TURNTABLE ASSY	1				with selector
2	X 0393003100	• TURNTABLE	1				
3	0393000200	• COUNTERWEIGHT	1				
4	0393002300	• COUNTERWEIGHT	1				
5	0393002200	• COUNTERWEIGHT	1				
6	0393000500	• ANGLE	1				
7	0393002400	• JOINT	1				
8	0393002500	• COVER	1				
	0393005100	• COVER	1				with selector
9	0002400026	• BUSHING	1				
10	0003300022	• COLLAR	1				
11	0173216600	• COVER	1				
12	1101041430	• BOLT	2				
13	1101041435	• BOLT	10				
14	1100090816	• BOLT	2				
15	1560001675	• NIPPLE, grease	1				
16	1100041025	• BOLT	2				
17	1140090008	• WASHER, spring	2				
18	1140020010	• WASHER, spring	2				
19	1141190008	• WASHER	2				
20	1141550014	• WASHER	12				
21	1101041225	• BOLT	2				
22	1140020012	• WASHER, spring	2				
23	1654520086	• RUBBER	1				sold by the meter
24	1653917016	• TRIM	1		1455206~1455727		sold by the meter
25	0363511400	• ABSORBENT	1		# ~1455535		
26	0393003300	• ABSORBENT	1		1455340~		
27	0393003400	• GROMMET	1		1455340~		
28	1130040008	NUT	1				
29	1140020008	WASHER, spring	2		1455001~1455478		
30	0392201100	PIN, lock	1				
31	1141110008	WASHER	2		1455001~1455478		
32	1141110012	WASHER	2				
33	1134030008	NUT	1				
34	0392201200	ROD	1				
35	0392200300	DISTANCE	1		1455001~1455478		
36	1101041225	BOLT	2				
37	1140020012	WASHER, spring	2				
38	0392202100	GUIDE	1				
39	0462201200	LEVER	1				
40	1100040816	BOLT	2		1455001~1455478		
41	1652533023	CAP	1				
42	0335116100	DECAL	1				A, C, D ØŠ-Á"Â
	K211a5L						



**BOOM SWING**

Item	Part number	Description	Q'ty	Chan.	Serial No.	Serv.	Remarks
1	0463101100	BRACKET ASSY	1				
2	X 0463101300	· BRACKET	1				
3	0002400026	· BUSHING	1				
4	0463100300	COVER	1				
5	0003600057	WASHER	1				
6	0011909001	PIN	1				
7	0011519001	PIN	1				
8	0011534001	PIN	1				
9	0011524130	PIN	1				
10	0423102300	PLATE	1				
11	0463100400	PLATE	1				
12	1225121022	SPRING, conical	1				
13	1560001900	NIPPLE, grease	1				
14	0463101400	PIN	1				
15	1101041220	BOLT	1				
16	1100041085	BOLT	2				
17	1101041225	BOLT	2				
18	1100040820	BOLT	2				
19	1130240010	NUT	4				
20	1140020012	WASHER, spring	1				
21	1140020012	WASHER, spring	2				
22	1140020008	WASHER, spring	2				
23	0463100500	WASHER ASSY	1				
	0463100501	· WASHER	AR				t=4.5mm
	0463100502	· WASHER	AR				t=5mm
	0463100503	· WASHER	AR				t=5.5mm
24	1900049900	CYLINDER, swing	1				
25	1515600201	ADAPTOR	2				
26	1420010140	O-RING	2				
27	0433101300	PLATE	1				option
28	1111041275	SCREW, cap	2				option
29	0399601100	PLATE	1				for rubber pad shoe
30	0011509160	PIN	1				for rubber pad shoe
31	0399601300	PIN	1				for rubber pad shoe
32	0399601400	PLUG	2				for rubber pad shoe
33	1121050610	SET-SCREW	2				for rubber pad shoe
34	0003600058	SHIM	AR				t=0.2mm
	0003600059	SHIM	AR				t=0.5mm
	0003045000	SHIM	AR				t=1.0mm
	0003045001	SHIM	AR				t=1.6mm
	K211b7L						



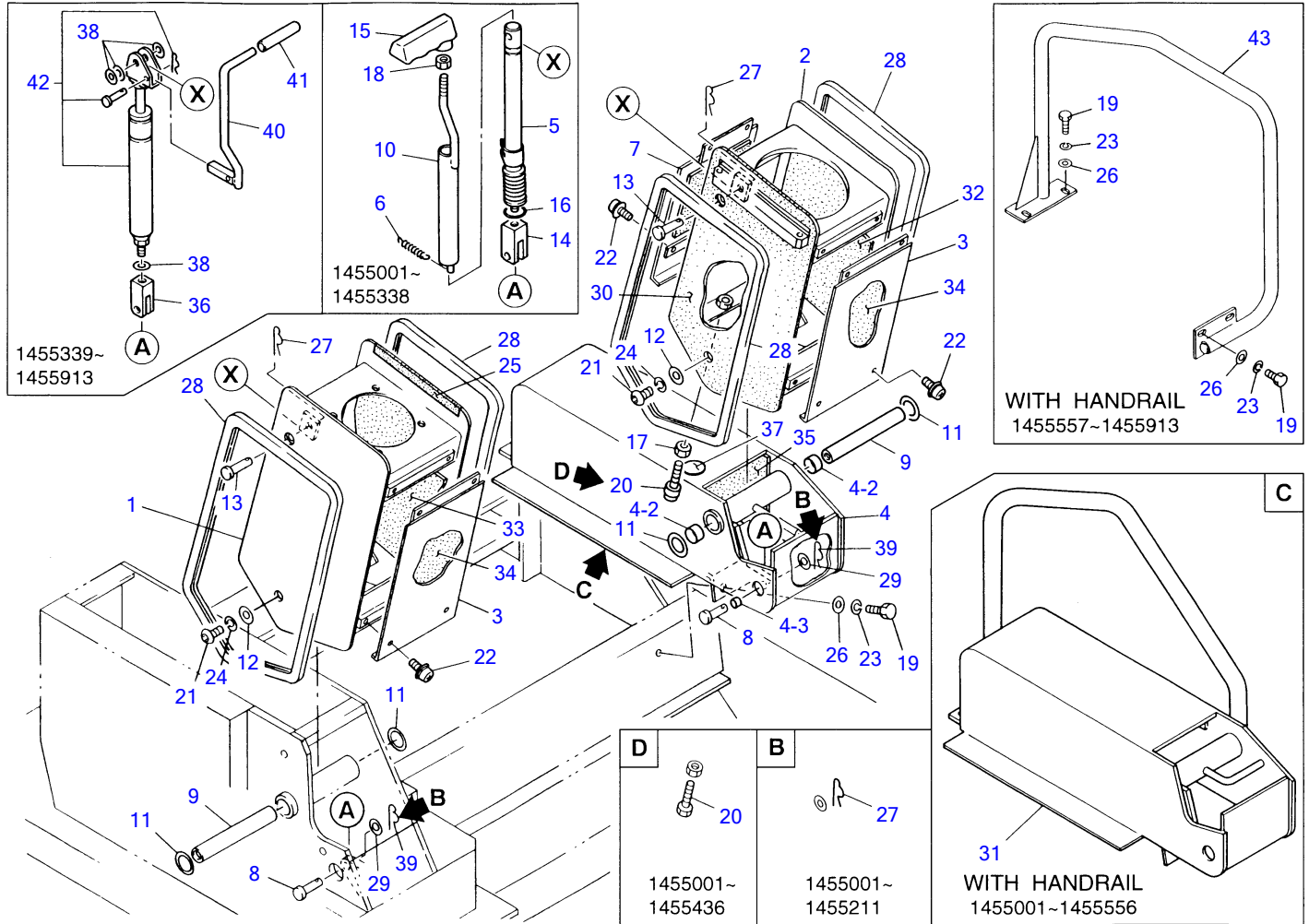
K2-12a-4-D

**TRAVEL LEVER**

Item	Part number	Description	Q'ty	Chan.	Serial No.	Serv.	Remarks
1	0393203300	LEVER ASSY (R.H.)	1				
2	X 0393203380	• LEVER	1				
3	1333002015	• BUSHIG	2				
4	0393203400	LEVER ASSY (L.H.)	1				
5	X 0393203480	• LEVER	1				
6	1333002015	• BUSHING	2				
7	0393202000	BAR	1		1455001~1455316		
	0393202050	BAR	1		1455317~		
8	0363210200	BOSS	2				
9	0393201800	PEDAL	2				
10	0005506031	YOKE	2				
11	0004006017	PIN, lever	2				
12	0005009420	ROD	2				
13	0433202200	BOOT	2		1455001~1455325		
	0363214700	BOOT	2	(H)	1455326~		
14	0463200700	COVER	2		1455001~1455325		
	0363214600	COVER	2	(H)	1455326~		
15	1340000085	END, rod	2				
16	1332052022	MINI-PILLOW	1				
17	1214000006	PIN, snap	2				
18	1650200520	GRIP	2				
19	1100040616	BOLT	2				
20	1100040625	BOLT	4				
21	1100040816	BOLT	2				
22	1100041090	BOLT	2		1455001~1455412		
23	1140020006	WASHER, spring	6				
24	1140020008	WASHER, spring	4				
25	1130040006	NUT	4				
26	1130040008	NUT	6				
27	1130040010	NUT	2		1455001~1455412		
28	1131540008	NUT	2				
29	1121040630	SET-SCREW	4				
30	0353222800	LEVER ASSY	2				
32	0353223000	PLATE	2				
33	1213010630	PIN, spring	2				
34	1100040820	BOLT	2				
35	1225000008	WASHER	4				

K212a3L

TB045 Book No.PK2-102Z5 S/N 1455001-1456876  
**STAND (for Japan) (1455001~1455913)**



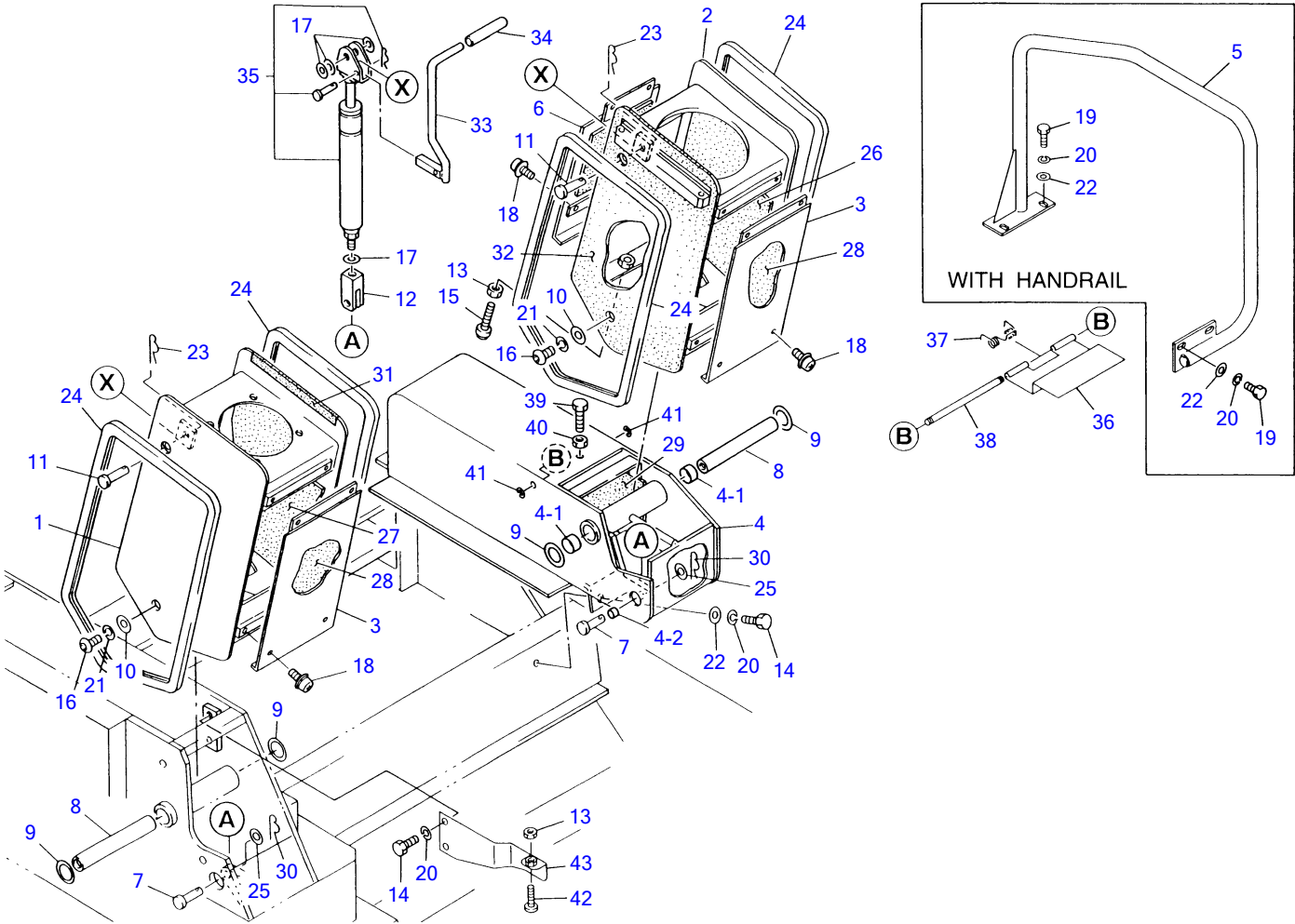
K2-13d-0-D



**STAND (for Japan) (1455001~1455913)**

Item	Part number	Description	Q'ty	Chan.	Serial No.	Serv.	Remarks
1	0345106100	STAND (R.H.)	1		1455001~1455211		
	0365113100	STAND (R.H.)	1	(H)	1455212~1455496		
	0365116100	STAND (R.H.)	1		1455497~1455913		
2	0345106200	STAND (L.H.)	1		1455001~1455211		
	0365113200	STAND (L.H.)	1	(H)	1455212~1455496		
	0365116200	STAND (L.H.)	1		1455497~1455913		
3	0345100400	COVER	2				
4	0345106300	BRACKET	1		1455001~1455211		
	0365113300	BRACKET	1		1455212~1455913		
4-2	1333002015	· BUSHING	2				
4-3	1333001208	· BUSHING	1		1455212~1455913		
5	0345106400	LOCK, mechanical	2		1455001~1455338		
6	0345100800	SPRING	2		1455001~1455338		
7	0345101400	COVER	1				
8	0345106500	PIN	2		1455001~1455211		
	0365113400	PIN	2		1455212~1455913		
9	0395102300	PIN	2				
10	0395101910	SLEEVE	2		1455001~1455338		
11	0093208300	WASHER	4				
12	0003612003	WASHER	4				
13	0345106600	PIN	2				
14	0345106700	YOKE	2		1455001~1455338		
15	0345101600	GRIP	2		1455001~1455338		
16	1420010180	O-RING	2		1455001~1455338		
17	1130040008	NUT	1				
18	1130040010	NUT	2		1455001~1455338		
19	1100090816	BOLT	4		1455001~1455556		
	1100090825	BOLT	4		1455557~1455913		
20	1100040835	BOLT	1		1455001~1455436		
	0365115300	SOPPER	1	(H)	1455437~1455913		
21	1120991225	SCREW, cap	4				
22	1150420510	SCREW	6				
23	1140090008	WASHER, spring	4				
24	1140090012	WASHER, spring	4				
25	0365113600	LEATHER	1		1455196~1455913		
26	1141190008	WASHER	4				
27	1214000010	PIN, snap	4		1455001~1455211		
	1214000010	PIN, snap	2		1455212~1455913		
28	1653917107	TRIM	4				
29	1141110010	WASHER	2		1455001~1455211		
	1141110012	WASHER	2		1455212~1455913		
30	0365113700	LEATHER	1		1455196~1455913		
31	0343400100	BRACKET	1		1455001~1455211		with handrail
	0343400200	BRACKET	1	(H)	1455212~1455556		with handrail
32	0365110100	ABSORBENT	2				
33	0365110200	ABSORBENT	2				
34	0365110400	ABSORBENT	3				
35	0365110500	ABSORBENT	1				
36	0365113500	YOKE	2		1455339~1455913		
37	0479300013	PLATE	1		1455001~1455436		
38	1141110010	WASHER	8		1455339~1455913		
39	1214000012	PIN, snap	2		1455212~1455913		
40	0365113800	LEVER	2		1455339~1455913		
41	1650202700	CAP	2		1455339~1455913		
42	1653925001	LOCK, free	2		1455339~1455913		
43	0365116900	HANDRAIL	1		1455557~1455913		

K213d0L

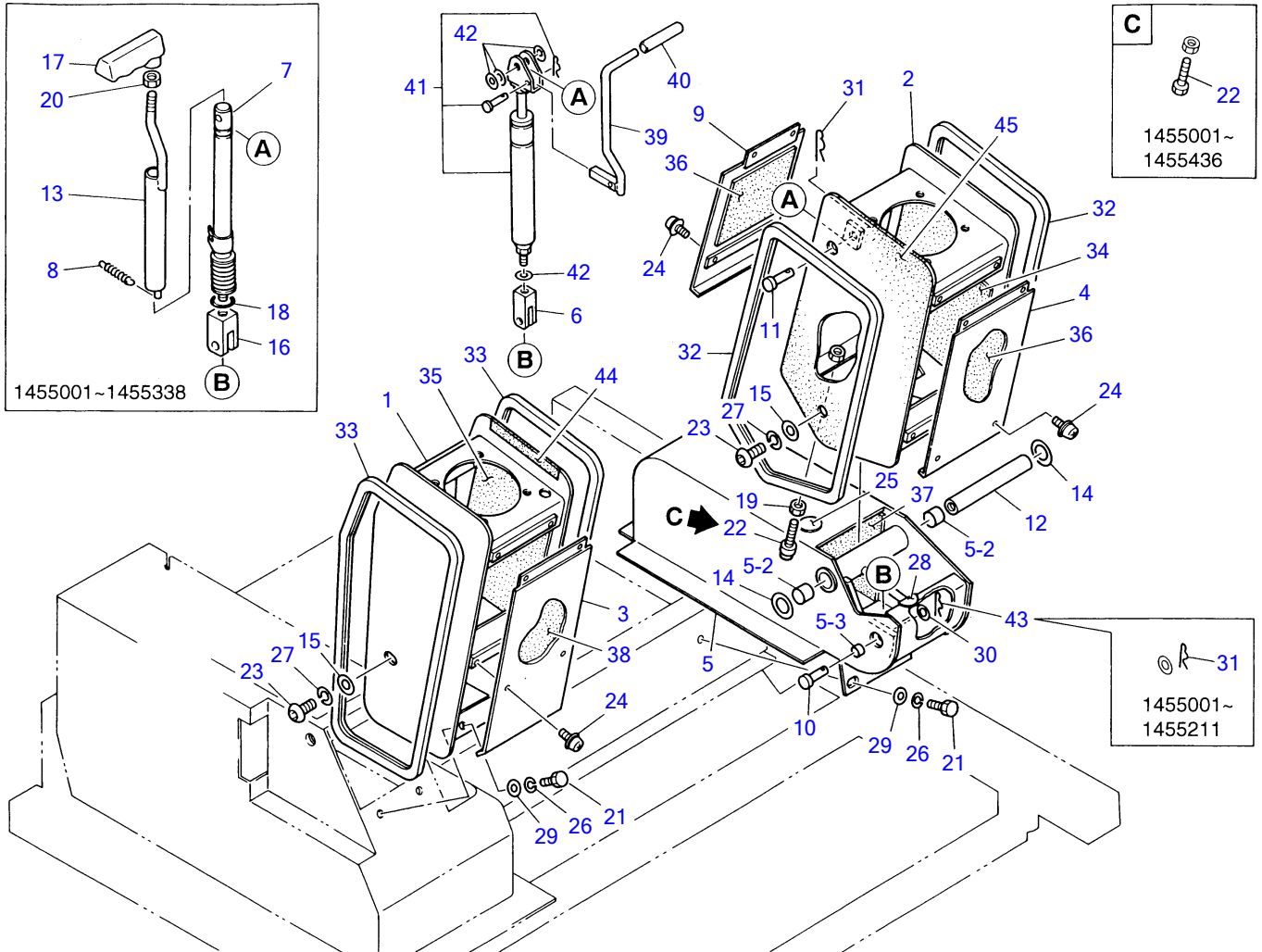


K2-13d-1-D

**STAND (for Japan) (1455914~)**

Item	Part number	Description	Q'ty	Chan.	Serial No.	Serv.	Remarks
1	0365116100	STAND (R.H.)	1				
2	0365116200	STAND (L.H.)	1				
3	0345100400	COVER	2				
4	0365113300	BRACKET	1				
4-1	1333002015	· BUSHING	2				
4-2	1333001208	· BUSHING	1				
5	0365116900	HANDRAIL	1				with handrail
6	0345101400	COVER	1				
7	0365113400	PIN	2				
8	0395102300	PIN	2				
9	0093208300	WASHER	4				
10	0003612003	WASHER	4				
11	0345106600	PIN	2				
12	0365113500	YOKE	2				
13	1130040008	NUT	2				
14	1100090816	BOLT	6				without handrail
	1100090816	BOLT	2				with handrail
15	0365115300	STOPPER	1				
16	1120991225	SCREW, cap	4				
17	1141110010	WASHER	8				
18	1150420510	SCREW	6				
19	1100090825	BOLT	4				with handrail
20	1140090008	WASHER, spring	6				
21	1140090012	WASHER, spring	4				
22	1141190008	WASHER	4				
23	1214000010	PIN, snap	2				
24	1653917107	TRIM	4				
25	1141110012	WASHER	2				
26	0365110100	ABSORBENT	2				
27	0365110200	ABSORBENT	2				
28	0365110400	ABSORBENT	3				
29	0365110500	ABSORBENT	1				
30	1214000012	PIN, snap	2				
31	0365113600	LEATHER	1				
32	0365113700	LEATHER	1				
33	0365113800	LEVER	2				
34	1650202700	CAP	2				
35	1653925001	LOCK, free	2				
36	0365116600	PLATE	1				
37	0007000088	SPRING	1				
38	0004206133	SHAFT	1				
39	1100040625	BOLT	1				
40	1130040006	NUT	1				
41	1224010004	E-RING	2				
42	0365116700	STOPPER	1				
43	0365116800	PLATE	1				
	K213d1L						

TB045 Book No.PK2-102Z5 S/N 1455001-1456876  
**STAND**

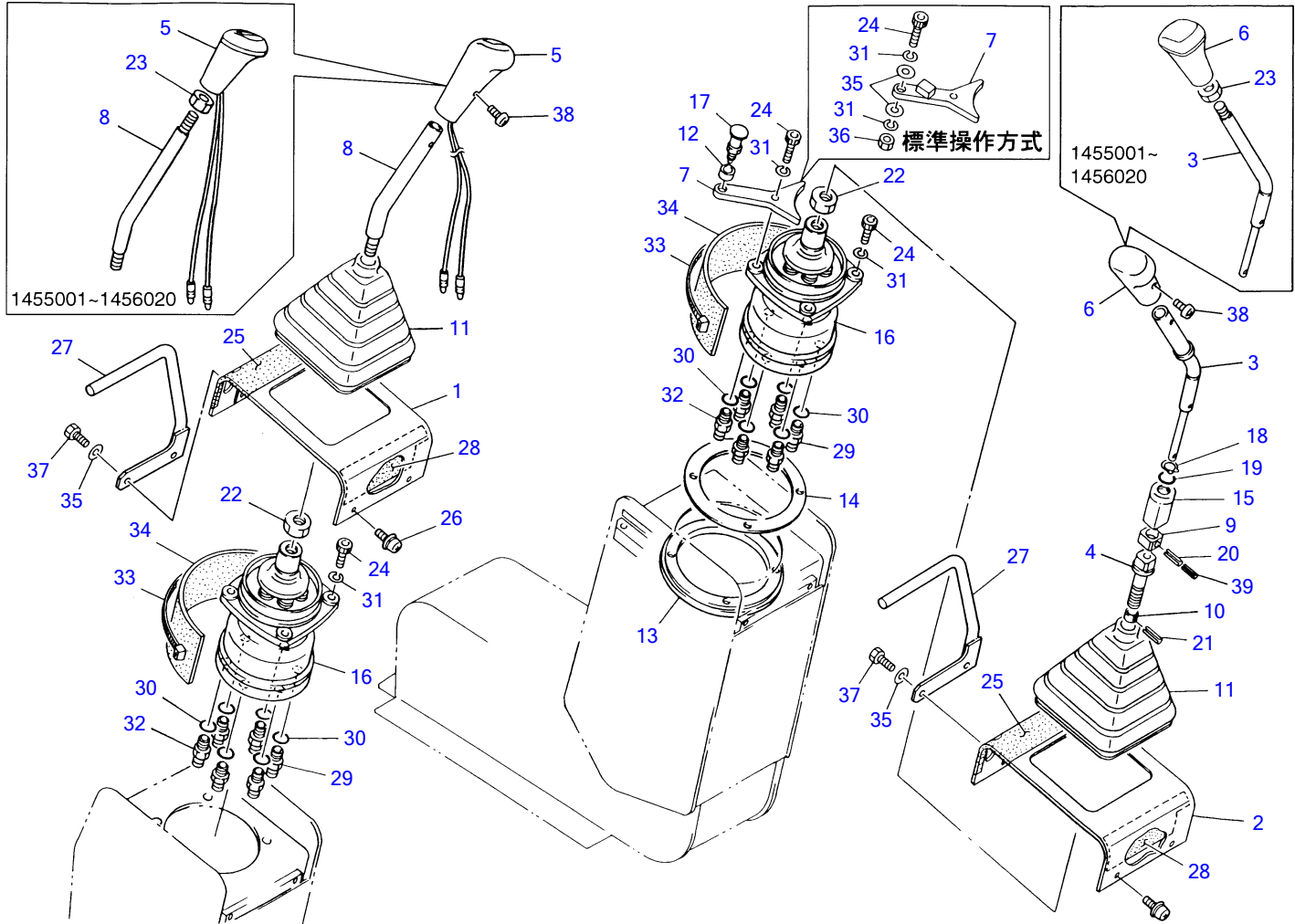


F3-13c-2-D

Item	Part number	Description	STAND		Serial No.	Serv.	Remarks
			Q'ty	Chan.			
1	0365111100	STAND (R.H.)	1		1455001~1455211		
	0365114100	STAND (R.H.)	1	(H)	1455212~		
2	0365111200	STAND (L.H.)	1		1455001~1455211		
	0365114200	STAND (L.H.)	1	(H)	1455212~1455496		
	0365117100	STAND (L.H.)	1		1455497~		
3	0365111400	COVER	1				
4	0345100400	COVER	1				
5	0365111500	BRACKET	1		1455001~1455211		
	0365114300	BRACKET	1		1455212~		
5-2	1333002015	· BUSHING	2				
5-3	1333001208	· BUSHING	1		1455212~		
6	0365113500	YOKE	1		1455339~		
7	0345106400	LOCK, mechanical	1		1455001~1455338		
8	0345100800	SPRING	1		1455001~1455338		
9	0345101400	COVER	1				
10	0345106500	PIN	1		1455001~1455211		
	0365113400	PIN	1		1455212~		
11	0345106600	PIN	1				
12	0395102300	PIN	1				
13	0395101910	SLEEVE	1		1455001~1455338		
14	0093208300	WASHER	2				
15	0003612003	WASHER	4				
16	0345106700	YOKE	1		1455001~1455338		
17	0345101600	GRIP	1		1455001~1455338		
18	1420010180	O-RING	1		1455001~1455338		
19	1130040008	NUT	1				
20	1130040010	NUT	1		1455001~1455338		
21	1100090816	BOLT	6				
22	1100040835	BOLT	1		1455001~1455436		
	0365115300	STOPPER	1	(H)	1455437~		
23	1120991225	SCREW	4				
24	1150420510	SCREW	6				
25	0479300013	PLATE	1		1455001~1455436		
26	1140090008	WASHER, spring	6				
27	1140090012	WASHER, spring	4				
28	0365114600	PLATE	1		1455001~1455436		
29	1141190008	WASHER	6				
30	1141110010	WASHER	1		1455001~1455211		
	1141110012	WASHER	1		1455212~		
31	1214000010	PIN, snap	2		1455001~1455211		
	1214000010	PIN, snap	1		1455212~		
32	1653917107	TRIM	2				sold by the meter
33	1653917105	TRIM	2				sold by the meter
34	0365110100	ABSORBENT	2				
35	0365111700	ABSORBENT	2				
36	0365110400	ABSORBENT	2				
37	0365112000	ABSORBENT	1				
38	0365112100	ABSORBENT	1				
39	0365113800	LEVER	1		1455339~		
40	1650202700	CAP	1		1455339~		
41	1653925001	LOCK, free	1		1455339~		
42	1141110010	WASHER	4		1455339~		
43	1214000012	PIN, snap	1		1455212~		
44	0365114400	LEATHER	1		1455196~		
45	0365114500	LEATHER	1		1455196~		

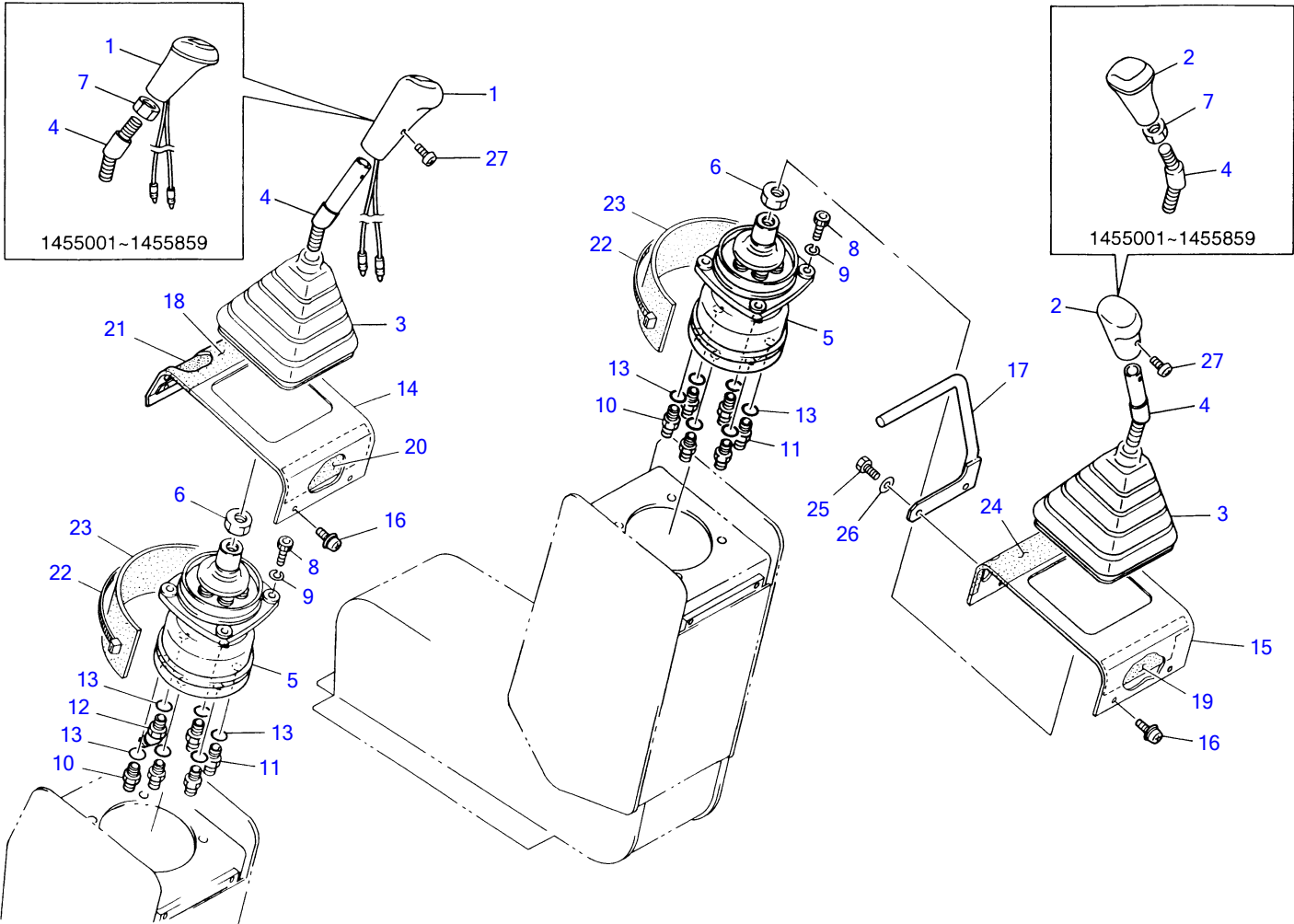
F313c2L

TB045 Book No.PK2-102Z5 S/N 1455001-1456876  
**OPERATION LEVER (for Japan)**



F3-14c-3-D

OPERATION LEVER (for Japan)							
Item	Part number	Description	Q'ty	Chan.	Serial No.	Serv.	Remarks
1	0345101700	COVER	1		1455001~1455436		
	0365115400	COVER	1	(H)	1455437~1455496		
	0365116300	COVER	1	(H)	1455497~		
2	0345101800	COVER	1		1455001~1455436		
	0365115500	COVER	1	(H)	1455437~1455496		
	0365116400	COVER	1	(H)	1455497~		
3	0345100900	LEVER	1	B	1455001~1456020		
	0345100950	LEVER	1	b (H)	1456021~		
4	0345101000	JOINT	1				
5	0345101100	GRIP (with horn switch)	1	A	1455001~1456020		
	1650203310	GRIP (with horn switch)	1	a (H)	1456021~		
6	0345101200	GRIP	1	B	1455001~1456020		
	1650203400	GRIP	1	b (H)	1456021~		
7	0345101300	LEVER	1				
	0365115100	LEVER	1				standerd
8	0345101500	LEVER	1	A	1455001~1456020		
	0345101550	LEVER	1	a (H)	1456021~		
9	0433208410	SLEEVE	1				
10	0395101500	COLLAR	1				
11	0395101600	BOOT	2				
12	0345101900	COLLAR	1				
13	0395100700	FLANGE	1				
14	0395100800	FLANGE	1				
15	0433208300	SLEEVE, lock	1				
16	1901721100	VALVE ASSY	2				
17	1230040110	PLUNGER, index	1				
18	1222014014	RING, snap	1				
19	1420010140	O-RING	1				
20	1213000320	PIN, spring	1				
21	1213010310	PIN, spring	1				
22	1130040014	NUT	2				
23	1131040012	NUT	2	A, B	1455001~1456020		
24	1110040630	SCREW, cap	8				
	1110040630	SCREW, cap	9				standerd
25	0365112300	SEAT	2		1455001~1455436		
	0365115200	SEAT	2	(H)	1455437~		
26	1150420510	SCREW	4				
27	0365113900	LEVER	2		1455339~1455496		
	0365116500	LEVER	2		1455467~		
28	0365110300	ABSORBENT	4				
29	1515600200	ADAPTOR	10				
30	1420010110	O-RING	12				
31	1140020006	WASHER, spring	8				
	1140020006	WASHER, spring	10				standerd
32	1512370008	ADAPTOR	2				
33	1652241400	BAND	2				
34	0365112200	ABSORBENT	2				
35	1141110006	WASHER	4				
	1141110006	WASHER	6				standerd
36	1130040006	NUT	1				
37	1100240620	BOLT	4				
38	1120590416	SCREW	2	a (H) , b <sup>②</sup>	1456021~		
39	1213000178	PIN, spring	1		1453051~		
		NOTE					
		A SET "A" and a SET "a" have interchangeability.					
		A SET "B" and a SET "b" have interchangeability.					
	<b>F314c3L</b>						



F3-14d-3-D

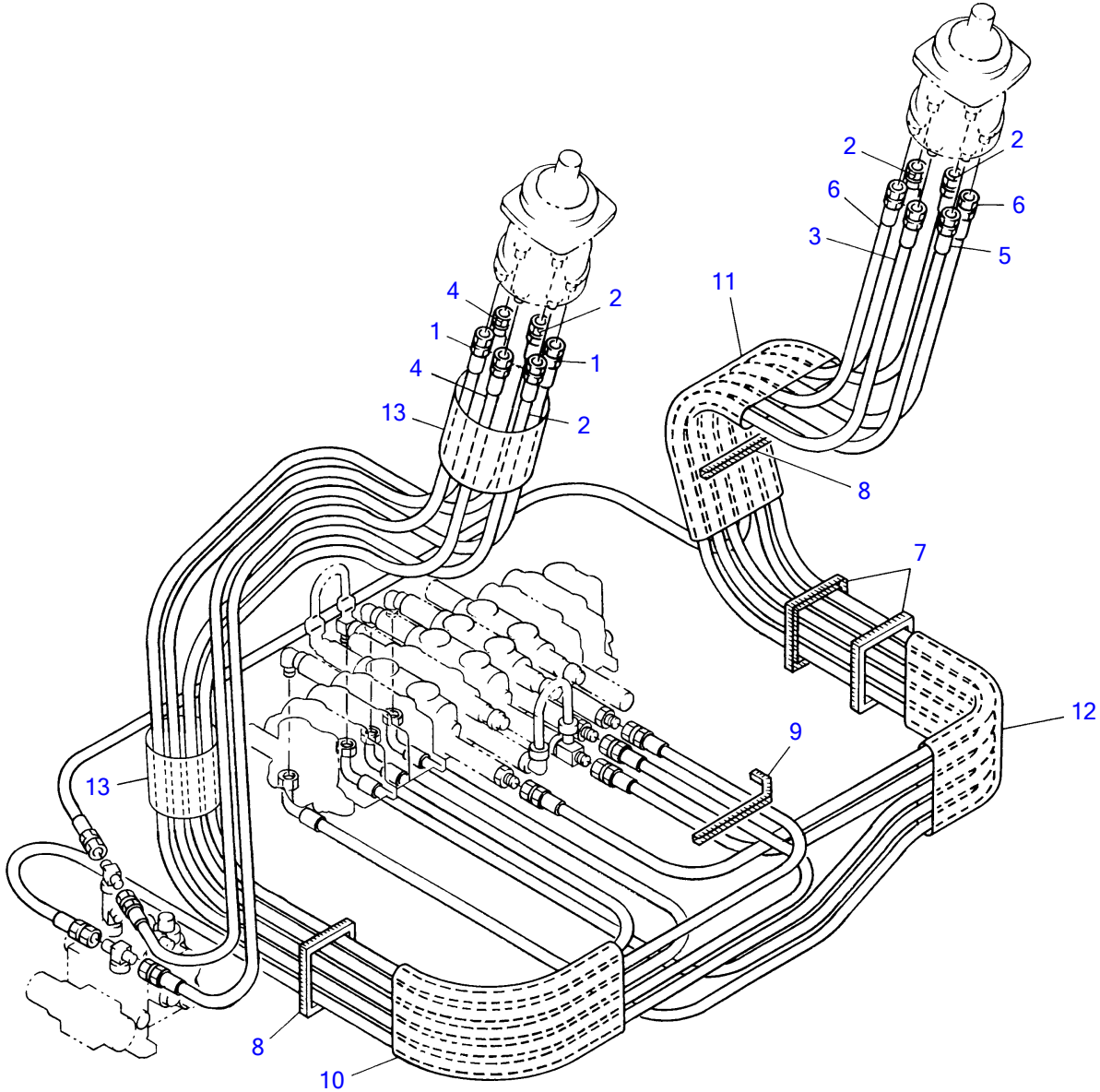


**OPERATION LEVER**

Item	Part number	Description	Q'ty	Chan.	Serial No.	Serv.	Remarks
1	<b>0345101100</b>	GRIP (with horn switch)	1	A	1455001~1455859		
	<b>1650203310</b>	GRIP (with horn switch)	1	a (H)	1455860~		
2	<b>0345101200</b>	GRIP	1	B	1455001~1455859		
	<b>1650203400</b>	GRIP	1	b (H)	1455860~		
3	<b>0395101600</b>	BOOT	2				
4	<b>0365111600</b>	LEVER	2	A, B	1455001~1455859		
	<b>0565102500</b>	LEVER	2	a (H) , b <sup>Ⓜ</sup>	1455860~		
5	<b>1901721200</b>	VALVE ASSY	2				
6	<b>1130140014</b>	NUT	2				
7	<b>1131040012</b>	NUT	2	A, B	1455001~1455859		
8	<b>1110040630</b>	SCREW, cap	8				
9	<b>1140020006</b>	WASHER, spring	8				
10	<b>1512370008</b>	FILTER, line	2				
11	<b>1515600200</b>	ADAPTOR	9				
12	<b>1515100110</b>	ELBOW	1				
13	<b>1420010110</b>	O-RING	12				
14	<b>0365111300</b>	COVER	1				
15	<b>0345101800</b>	COVER	1		1455001~1455436		
	<b>0365115500</b>	COVER	1	(H)	1455437~1455496		
	<b>0365116400</b>	COVER	1	(H)	1455497~		
16	<b>1150420510</b>	SCREW	4				
17	<b>0365113900</b>	LEVER	1		1455339~1455496		
	<b>0365116500</b>	LEVER	1		1455497~		
18	<b>0365112400</b>	LERTHER	1				
19	<b>0365110300</b>	ABSORBENT	2				
20	<b>0365111800</b>	ABSORBENT	1				
21	<b>0365111900</b>	ABSORBENT	1				
22	<b>1652241400</b>	BAND	2				
23	<b>0365112200</b>	ABSORBENT	2				
24	<b>0365112300</b>	LERTHER	1		1455001~1455436		
	<b>0365115200</b>	LERTHER	1	(H)	1455437~		
25	<b>1100240620</b>	BOLT	2				
26	<b>1141110006</b>	WASHER	2				
27	<b>1120590416</b>	SCREW	2		1455860~		

NOTE  
A SET "A" and a SET "a" have interchangeability.  
A SET "B" and a SET "b" have interchangeability.

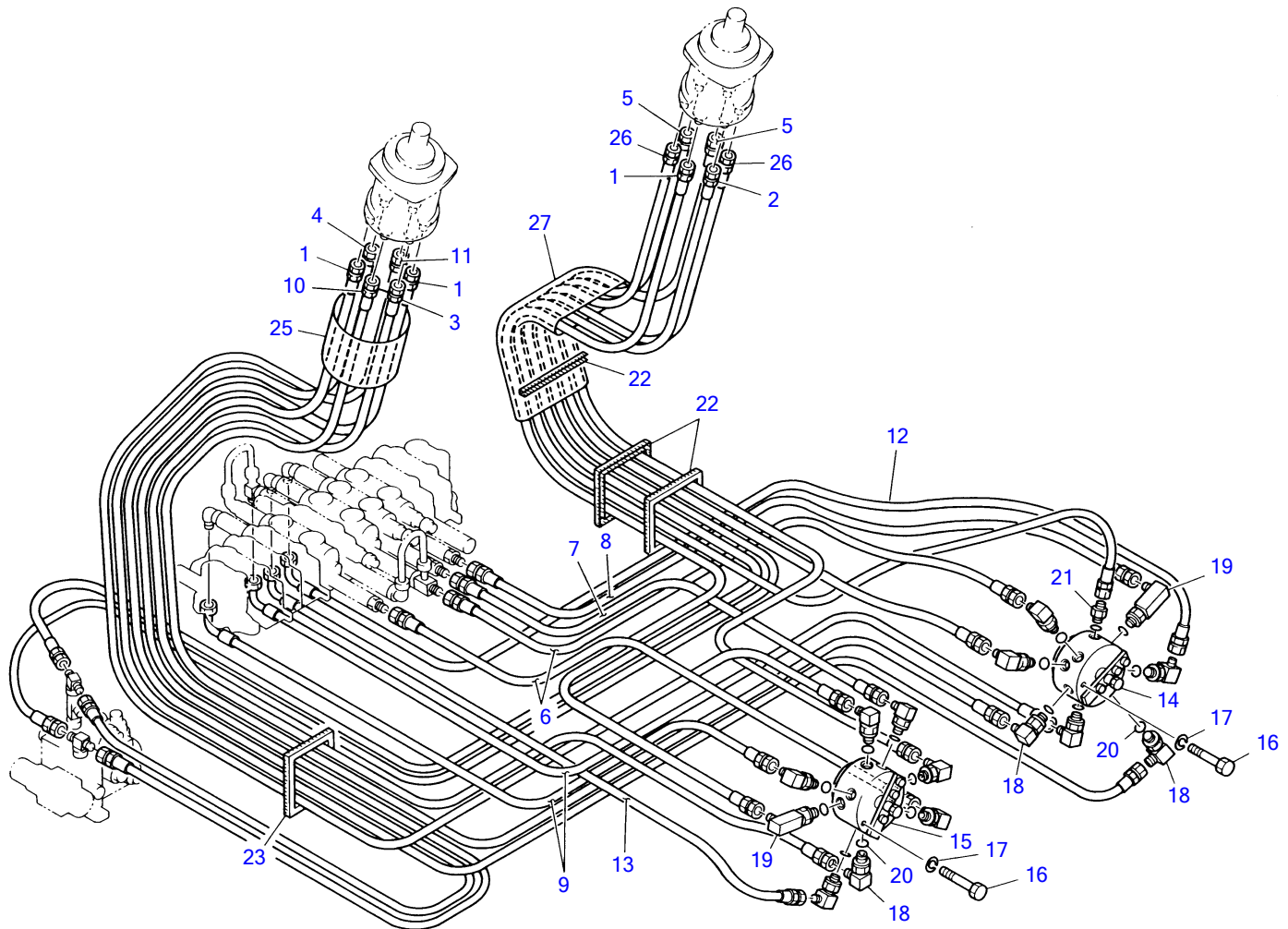
**F314d3L**



K2-15a-5-D

**PIPING; OPERATION LEVER**

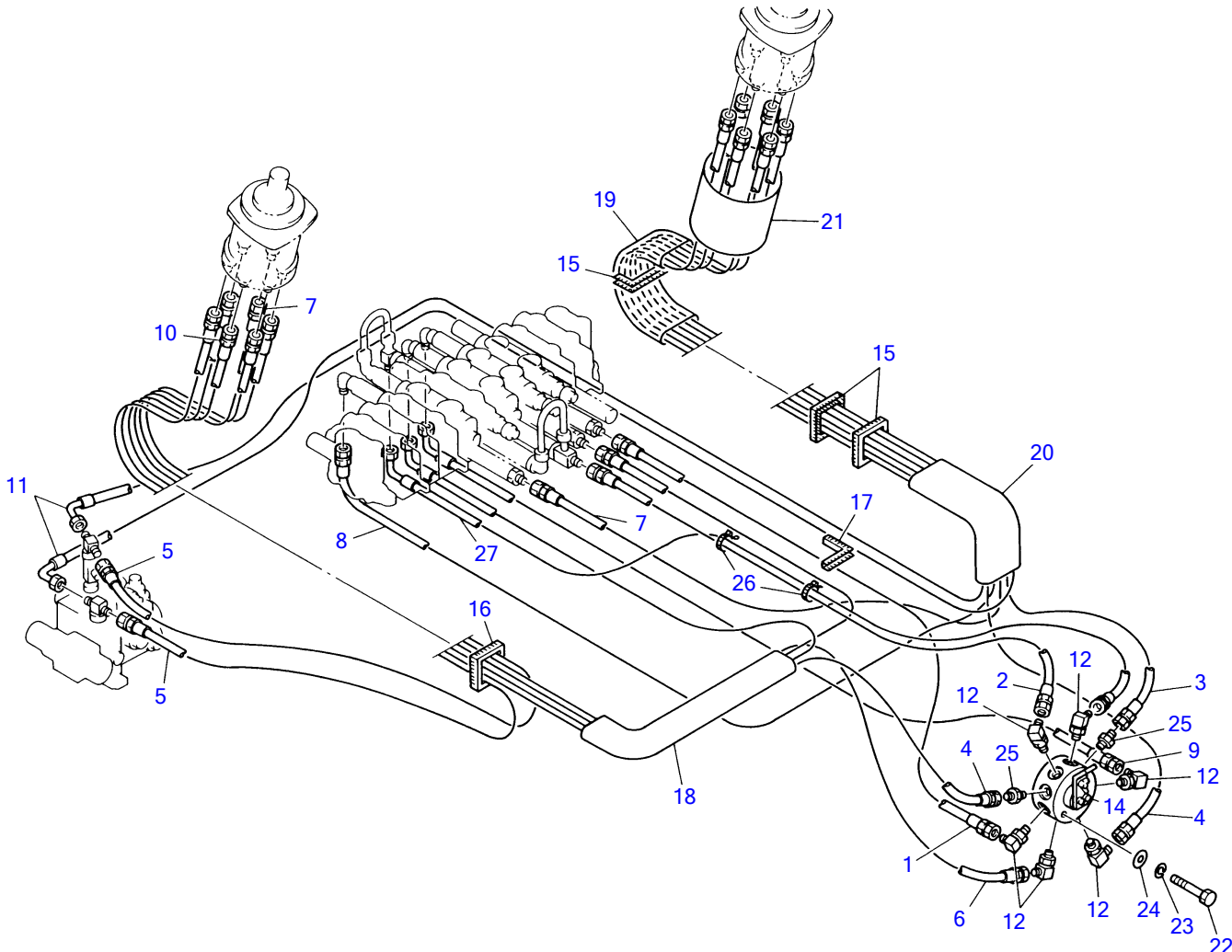
Item	Part number	Description	Q'ty	Chan.	Serial No.	Serv.	Remarks
1	1934822145	HOSE ASSY	2				
2	1934822190	HOSE ASSY	4				
3	1934822230	HOSE ASSY	1				
4	1934852225	HOSE ASSY	2				
5	1934852230	HOSE ASSY	1				
6	1934822315	HOSE ASSY	2				
7	1653917009	TRIM	2				sold by the meter
8	1653917014	TRIM	2				sold by the meter
9	1653917016	TRIM	1				sold by the meter
10	1531335073	PROTECTOR	1				sold by the meter
11	1531345035	PROTECTOR	1				sold by the meter
12	1531335045	PROTECTOR	2				sold by the meter
13	1531345010	PROTECTOR	2				sold by the meter
	K215a5L						



K2-15b-3-D

**PIPING; OPERATION LEVER (for Japan; multi pattern)**

Item	Part number	Description	Q'ty	Chan.	Serial No.	Serv.	Remarks
1	1934822145	HOSE ASSY	3				
2	1934822125	HOSE ASSY	1				
3	1934822155	HOSE ASSY	1				
4	1934822170	HOSE ASSY	1				
5	1934822135	HOSE ASSY	2				
6	1934822050	HOSE ASSY	2				
7	1934822055	HOSE ASSY	1				
8	1934822060	HOSE ASSY	1				
9	1934852090	HOSE ASSY	2				
10	1934822200	HOSE ASSY	1				
11	1934822140	HOSE ASSY	1				
12	1934822100	HOSE ASSY	1				
13	1934852105	HOSE ASSY	1				
14	1901721300	VALVE, selector	1				
15	1901721400	VALVE, selector	1				
16	1100040870	BOLT	4				
17	1140020008	WASHER, spring	4				
18	1515010040	ELBOW	13				
19	1515010510	ELBOW	2				
20	1420010110	O-RING	16				
21	1515600200	ADAPTOR	1				
22	1653917009	TRIM	3				sold by the meter
23	1653917014	TRIM	1				sold by the meter
24	1653916015	TRIM	1				sold by the meter
25	1531345010	PROTECTOR	1				sold by the meter
26	1934822315	HOSE ASSY	2				
27	1531335070	PROTECTOR	1				sold by the meter
	K215b3L						

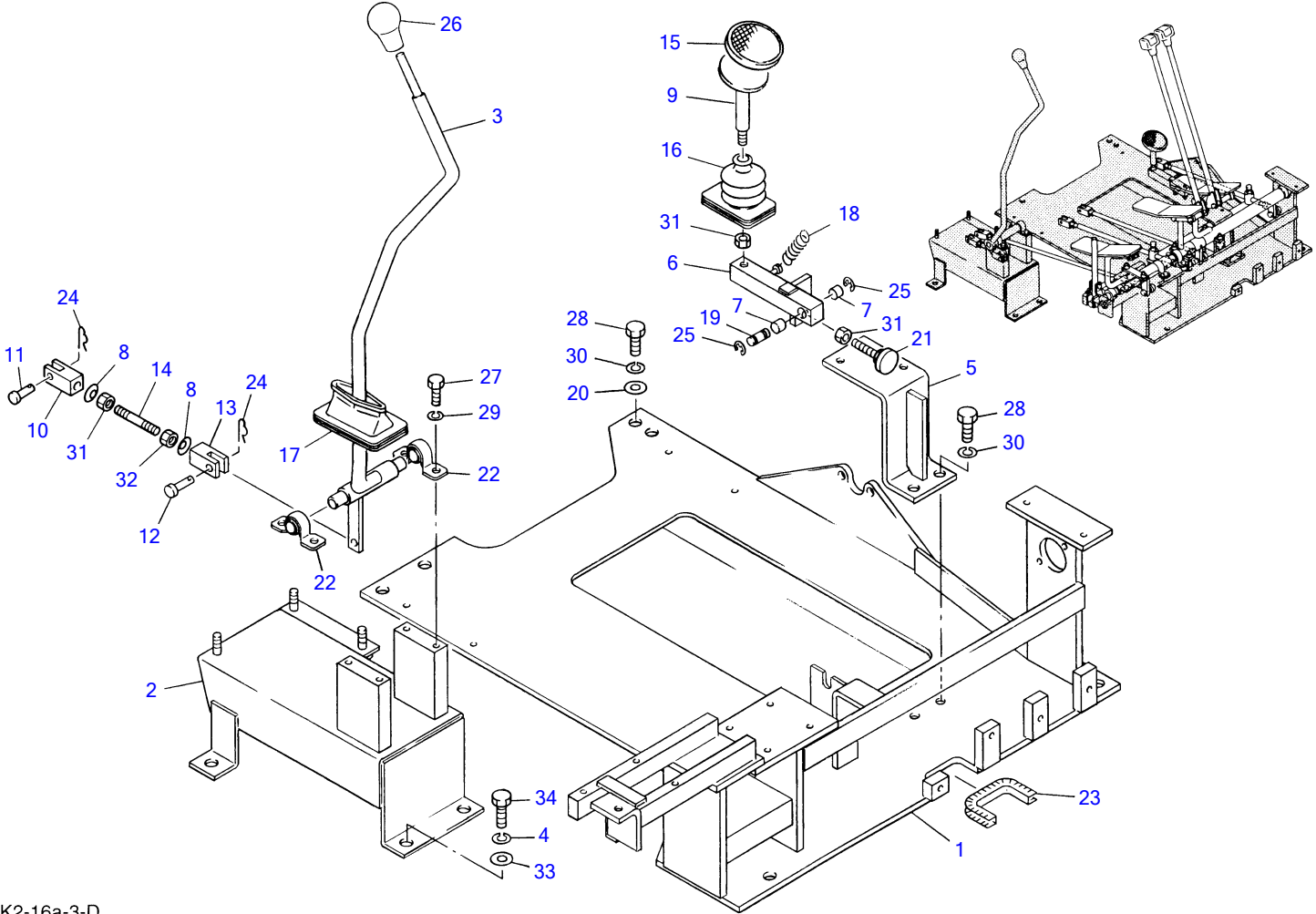


K2-15c-0-D

**PIPING; OPERATION LEVER (ISO-JCB pattern)**

Item	Part number	Description	Q'ty	Chan.	Serial No.	Serv.	Remarks
1	1934822055	HOSE ASSY	1				
2	1934822053	HOSE ASSY	1				
3	1934822135	HOSE ASSY	1				
4	1934822142	HOSE ASSY	2				
5	1934822145	HOSE ASSY	2				
6	1934822146	HOSE ASSY	1				
7	1934822190	HOSE ASSY	2				
8	1934822230	HOSE ASSY	1				
9	1934852086	HOSE ASSY	1				
10	1934852225	HOSE ASSY	1				
11	1934822315	HOSE ASSY	2				
12	1515010040	ELBOW	6				
14	1901730500	VALVE, selector	1				
15	1653917009	TRIM	3				sold by the meter
16	1653917014	TRIM	1				sold by the meter
17	1653917020	TRIM	1				sold by the meter
18	1531335057	PROTECTOR	1				sold by the meter
19	1531345035	PROTECTOR	1				sold by the meter
20	1531335035	PROTECTOR	1				sold by the meter
21	1531345010	PROTECTOR	1				sold by the meter
22	1100040650	BOLT	2				
23	1140020006	WASHER, spring	2				
24	1141110006	WASHER	2				
25	1515600200	ADAPTOR	2				
26	1652241150	BAND	2				
27	271934852088	HOSE ASSY	1				
	K215c1L						

TB045 Book No.PK2-102Z5 S/N 1455001-1456876  
DOZER BLADE LEVER & ACC. PEDAL



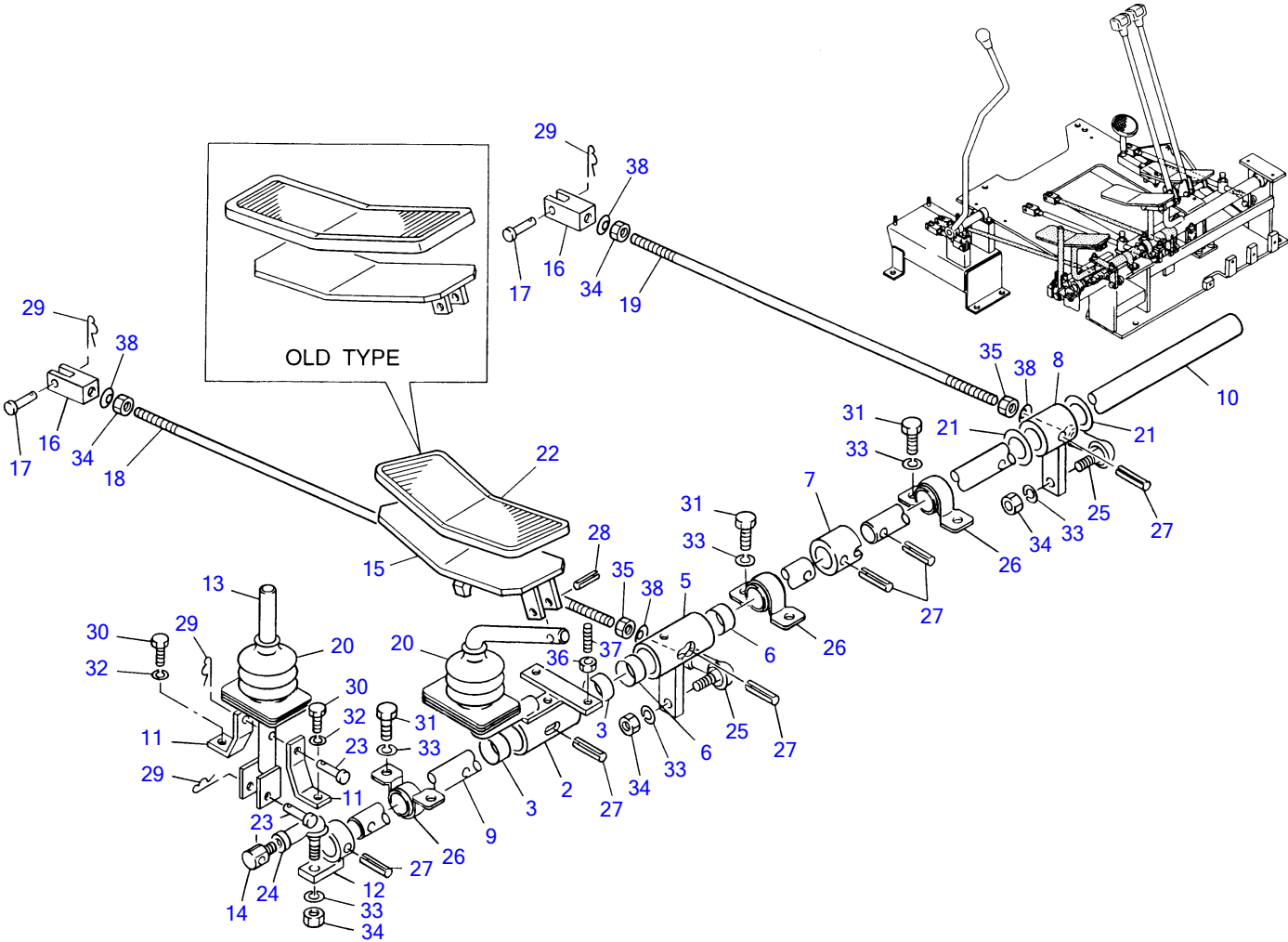
K2-16a-3-D



**DOZER BLADE LEVER & ACC. PEDAL**

Item	Part number	Description	Q'ty	Chan.	Serial No.	Serv.	Remarks
1	0393204500	BRACKET	1				
	0393207500	BRACKET	1				for Japan
2	0393206100	BRACKET	1				
3	0393205200	LEVER	1				
4	1140020012	WASHER, spring	1				
5	0393204400	BRACKET	1				
6	0353211500	LEVER ASSY	1		1455001~1455322		
	0343230300	LEVER ASSY	1		1455323~		
7	1333001010	• BUSHING	2				
8	1225000008	WASHER	2				
9	0433201600	PEDAL	1				
10	0005506031	YOKE	1				
11	0004006017	PIN	1				
12	0004008021	PIN	1				
13	0005608035	YOKE	1				
14	0005008055	ROD	1				
15	0143264800	COVER	1				
16	0433202200	BOOT	1		1455001~1455325		
	0363214700	BOOT	1	(H)	1455326~		
17	0433207800	BOOT	1		1455001~1455325		
	0363214500	BOOT	1	(H)	1455326~		
18	0143283500	SPRING	1				
19	0004210033	SHAFT	1				
20	0003600006	WASHER	4				
21	1100040845	BOLT	1	(L)	1455001~1455412		
	0393207100	BOLT	1	(H)	1455413~		
22	1332001518	MINI-PILLOW	2				
23	1653916015	TRIM	1				sold by the meter
24	1214000006	PIN, snap	2				
25	1224010008	E-RING	2				
26	1650153655	GRIP	1				
27	1100040616	BOLT	4				
28	1100041020	BOLT	6				
29	1140020006	WASHER, spring	4				
30	1140020010	WASHER, spring	6				
31	1130040008	NUT	3				
32	1131540008	NUT	1				
33	0003600026	WASHER	4				
34	1101041220	BOLT	4				
	K216a5L						

TB045 Book No.PK2-102Z5 S/N 1455001-1456876  
SWING PEDAL & SWITCHING LEVER

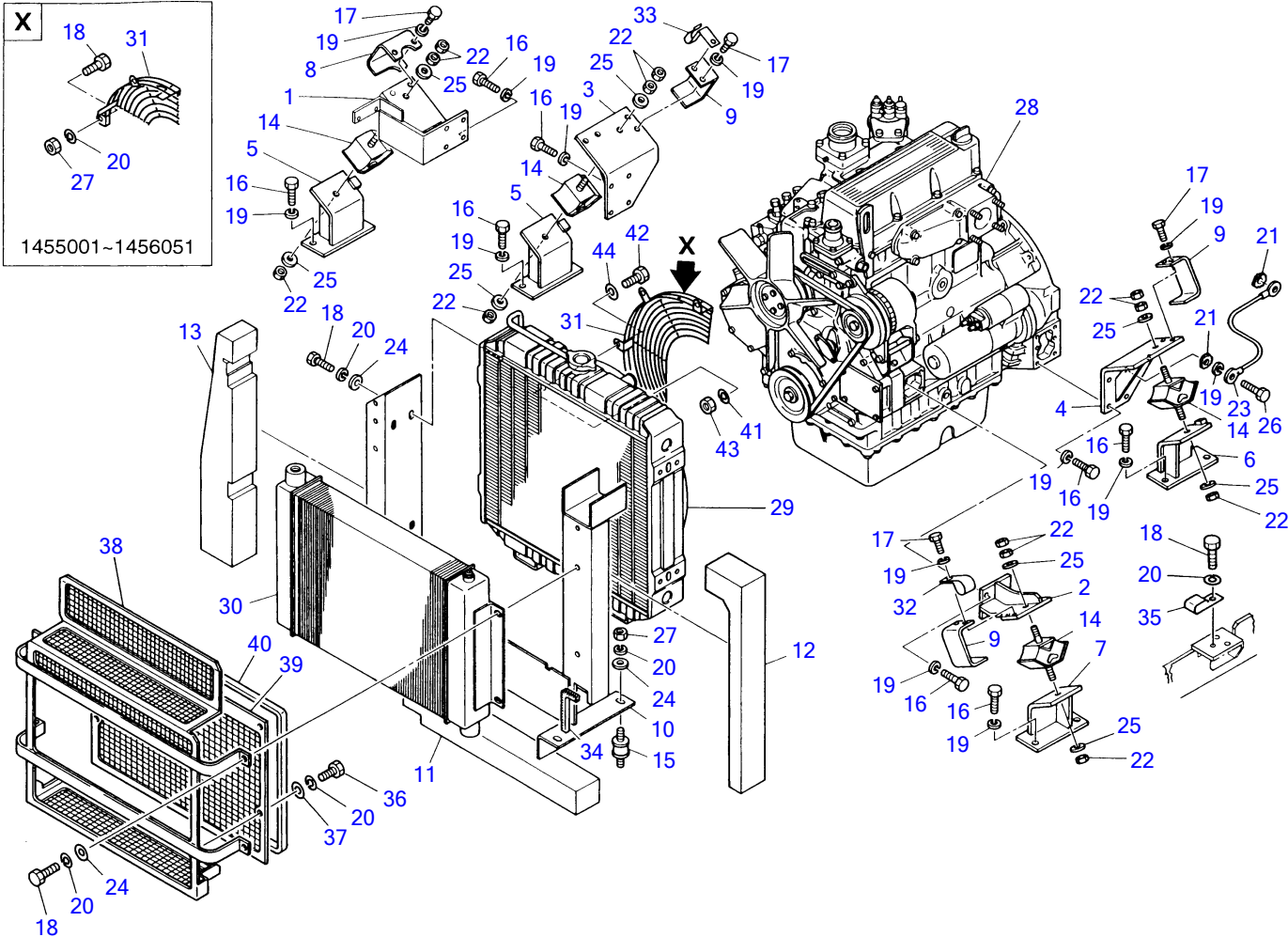


K2-17a-1-D

**SWING PEDAL & SWITCHING LEVER**

Item	Part number	Description	Q'ty	Chan.	Serial No.	Serv.	Remarks
1	0393203600	LEVER ASSY	1				
2	X 0393203680	• LEVER	1				
3	1333002015	• BUSHING	2				
4	0393203700	LEVER ASSY	1				
5	X 0393203780	• LEVER	1				
6	1333002015	• BUSHING	2				
7	0393203800	SLEEVE	1				
8	0393203900	LEVER	1				
9	0393205000	SHAFT	1				
10	0393205100	SHAFT	1				
11	0393204200	PLATE	2				
12	0353221100	JOINT	1				
13	0353220610	LEVER	1				
14	0353220710	BOLT	1				
15	0393201800	PEDAL	1		old type		
	0393206900	PEDAL	1		new type		
16	0005506031	YOKE	2				
17	0004006017	PIN	2				
18	0005008555	ROD	1				
19	0005008420	ROD	1				
20	0433202200	BOOT	2		1455001~1455325		
	0363214700	BOOT	2		1455326~		
21	0093208300	WASHER	2				
22	0463200700	COVER	1		1455001~1455325		
	0363214600	COVER	1		1455326~		
23	0004000006	PIN	2				
24	1340000080	END, rod	1				
25	1340000085	END, rod	2				
26	1332002022	MINI-PILLOW	3				
27	1213000832	PIN, spring	6				
28	1213000630	PIN, spring	1				
29	1214000006	PIN, snap	4				
30	1100040616	BOLT	2				
31	1100040816	BOLT	6				
32	1140020006	WASHER, spring	2				
33	1140020008	WASHER, spring	9				
34	1130040008	NUT	5				
35	1131540008	NUT	2				
36	1130040006	NUT	2				
37	1121040622	SET-SCREW	2				
38	1225000008	WASHER	4				

K217a4L



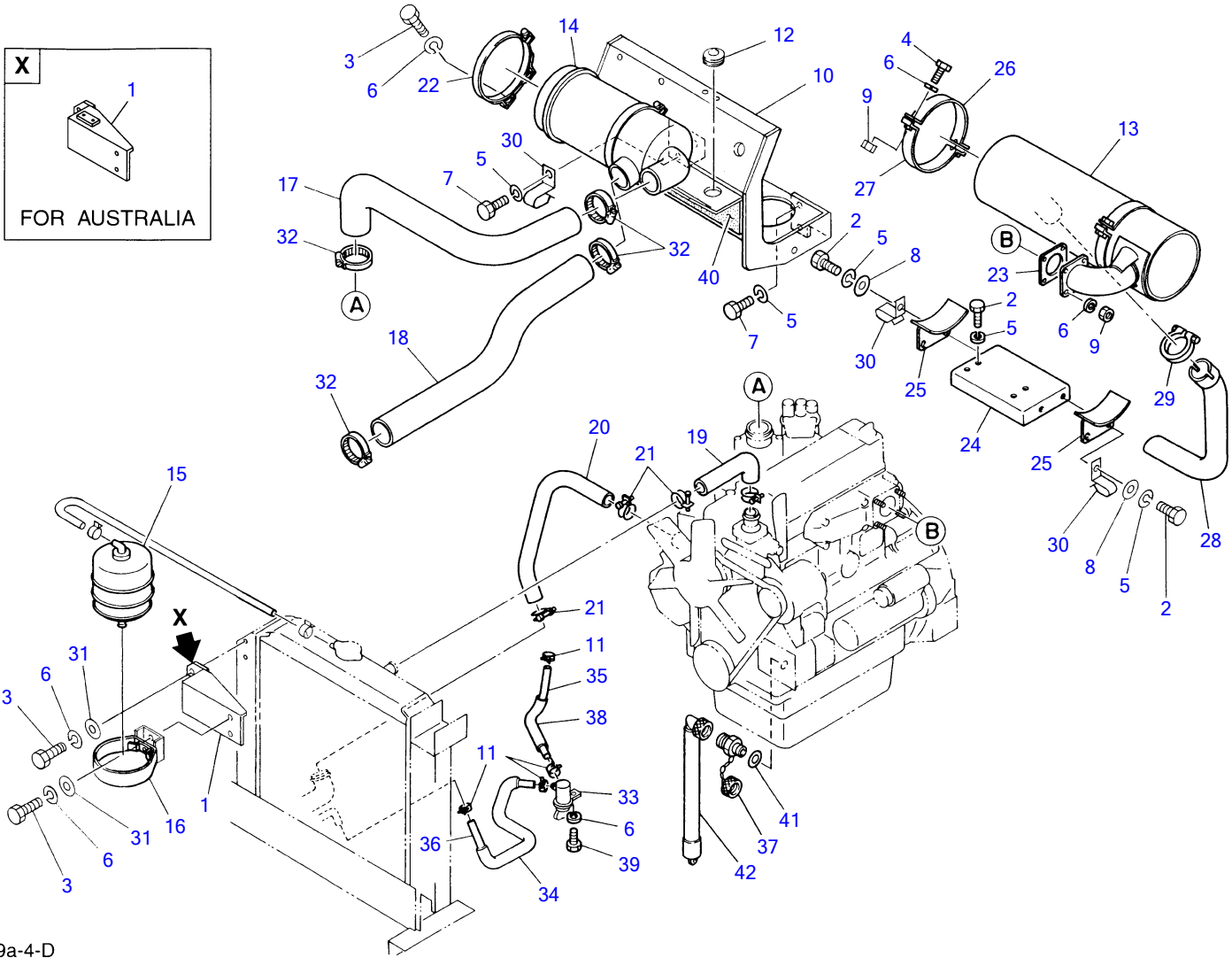
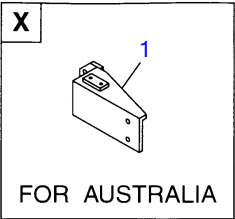
K2-18a-2-D

**ENGINE & ACCESSORIES 1**

Item	Part number	Description	Q'ty	Chan.	Serial No.	Serv.	Remarks
1	0394001100	FOOT, engine	1				
2	0464002200	FOOT, engine	1				
3	0464002300	FOOT, engine	1				
4	0464000400	FOOT, engine	1				
5	0464002400	BRACKET	2				
6	0464002500	BRACKET	1				
7	0464002600	BRACKET	1				
8	0464000700	STOPPER	1				
9	0464000800	STOPPER	3				
10	0394001200	BRACKET	1		1455001~1455205		
	0394001800	BRACKET	1	(H)	1455206~		
11	0464002900	ABSORBENT	1				
12	0394001400	ABSORBENT	1				
13	0394001500	ABSORBENT	1				
14	1651044003	RUBBER, cushion	4				
15	1651014006	RUBBER, cushion	4				
16	1100041025	BOLT	24				
17	1100041020	BOLT	8				
18	1100040816	BOLT	9	A	1455001~1456051		
	1100040816	BOLT	7	a (H)	1456052~		
19	1140020010	WASHER, spring	32				
20	1140020008	WASHER, spring	13		1455001~1455364		
	1140020008	WASHER, spring	17	A	1455365~1456051		
	1140020008	WASHER, spring	15	a (H)	1456052~		
21	1140330010	WASHER	2				
22	1130040012	NUT	12				
23	1702430280	CABLE, earth	1				
24	0003608252	WASHER	8				
25	1141550012	WASHER	8				
26	1100041016	BOLT	2				
27	1130020008	NUT	6		1455001~1456051		
	1130020008	NUT	4		1456052~		
28	1910080001	ENGINE	1		1455001~1455349		Y 3TN100L-TBZ
	1910106001	ENGINE	1		1455350~		Y 3TN100L-TBZ
29	1910070002	RADIATOR	1	A	1455001~1456051		Y 119032-44500
	1910100202	RADIATOR	1	a (H)	1456052~		Y 119032-44502
30	1910029003	COOLER, oil	1				Y 171091-44900
31	1910070056	NET	1	A	1455001~1456051		Y 119032-44590
	0394003100	NET	1	a (H)	1456052~		
32	0007300003	CLAMP	1				
33	0007300036	CLAMP	1				
34	1654601020	TRIM	1		1455001~1456051		
35	0007300001	CLAMP	1				
36	1100040820	BOLT	4				
37	1141110008	WASHER	4				
38	0394002200	COVER	1				
39	0394002300	NET	1				
40	0364011600	SPONGE	2				
41	1140020006	WASHER, spring	4	a (H)	1456052~		
42	1100040614	BOLT	4	a (H)	1456052~		
43	1130040006	NUT	4	a (H)	1456052~		
44	1141110006	WASHER	4	a (H)	1456052~		

NOTE  
A SET "A" and a SET "a" have interchangeability.  
A SET "B" and a SET "b" have interchangeability.

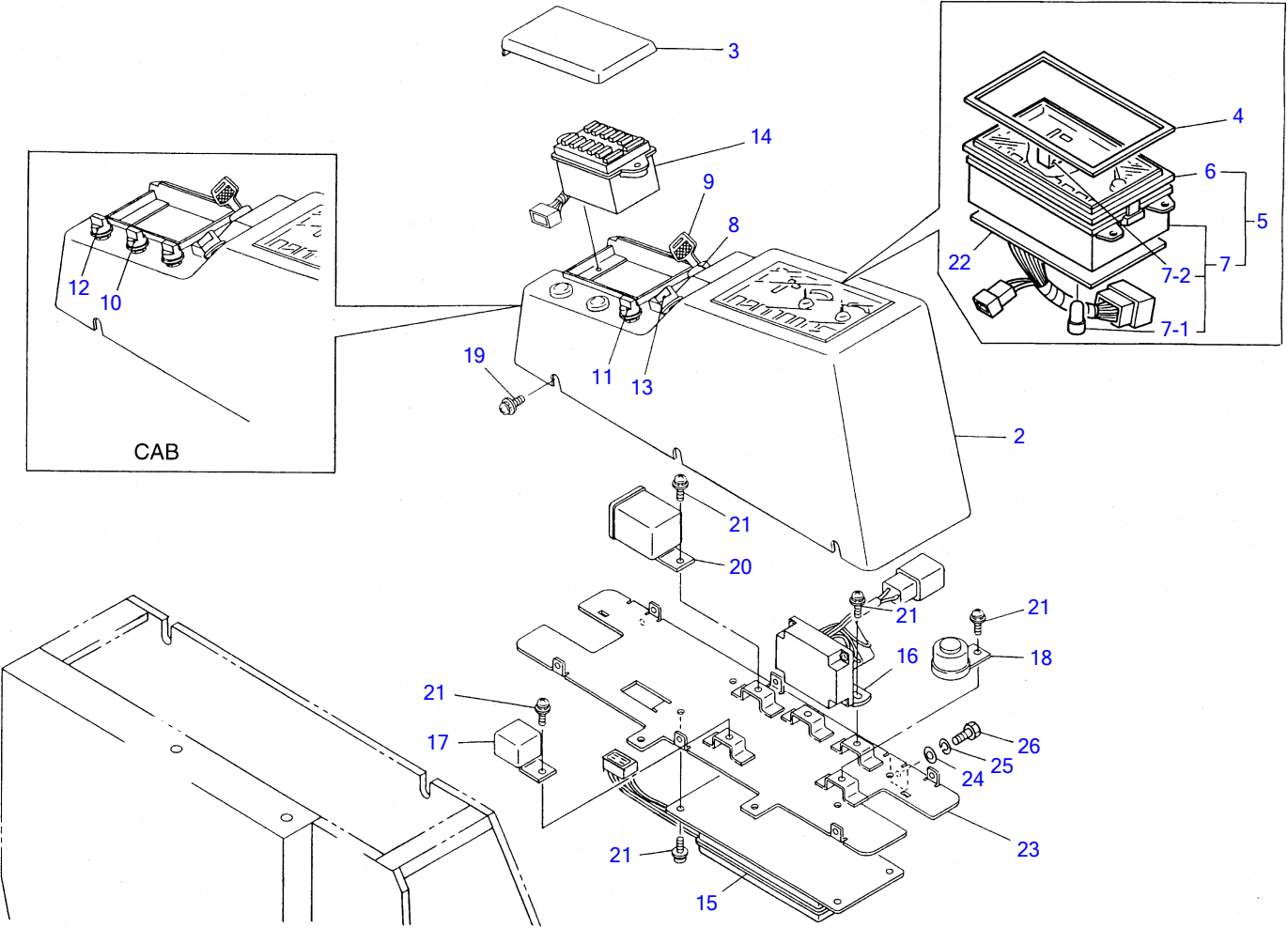
**K218a3L**



K2-19a-4-D

**ENGINE & ACCESSORIES 2**

Item	Part number	Description	Q'ty	Chan.	Serial No.	Serv.	Remarks
1	0394001300	BRACKET	1				
	0394004010	BRACKET	1				for Australia
2	1100041020	BOLT	8				
3	1100040816	BOLT	8				
4	1100040825	BOLT	4				
5	1140020010	WASHER, spring	12				
6	1140020008	WASHER, spring	13				
7	1100041016	BOLT	4				
8	0003600003	WASHER	4				
9	1130020008	NUT	8				
10	0394001600	BRACKET	1				
11	1533120012	BAND	4				
12	1652003202	GROMMET	1				
13	1910070005	SILENCER	1				Y 119032-13500
14	1910070007	CLEANER, air	1				Y 119032-12500
15	1910080020	TANK, sub	1				Y 120445-44530
16	1910080048	BRACKET	1				Y 120445-44540
17	1910080024	HOSE	1				Y 119032-12250
18	1910080025	PIPE	1				Y 119032-12260
19	1910029022	HOSE	1				Y 121970-49010
20	1910070012	HOSE	1				Y 119130-49020
21	1910029015	BAND	4				Y 23010-050000
22	1911207191	BAND	2				
23	1910070022	GASKET	1				Y 129400-13200
24	1910070051	BRACKET	1				Y 119032-13650
25	1910070052	STAY	2				Y 171091-13660
26	1910070053	BAND	2				Y 171091-13670
27	1910070054	BAND	2				Y 171091-13680
28	1910080026	PIPE	1				Y 119032-13571
29	1910070058	CLAMP	1				Y 121426-13580
30	0007300036	CLAMP	3				
31	0003608252	WASHER	4				
32	1910029012	CLIP	4				Y 23000-070000
33	1910078037	VALVE, drain	1				Y 129150-49100
34	1531115018	PROTECTOR	1				sold by the meter
35	1531407063	HOSE	1				sold by the meter
36	1531407027	HOSE	1				sold by the meter
37	1554502250	PLUG	1				for EU
38	1531115050	PROTECTOR	1				sold by the meter
39	1100040820	BOLT	1				
40	0394401100	ABSORBENT	1		1455356~		
41	1541400722	WASHER	1				for EU
42	1554512601	TUBE	1				for EU
	<b>K219a4L</b>						

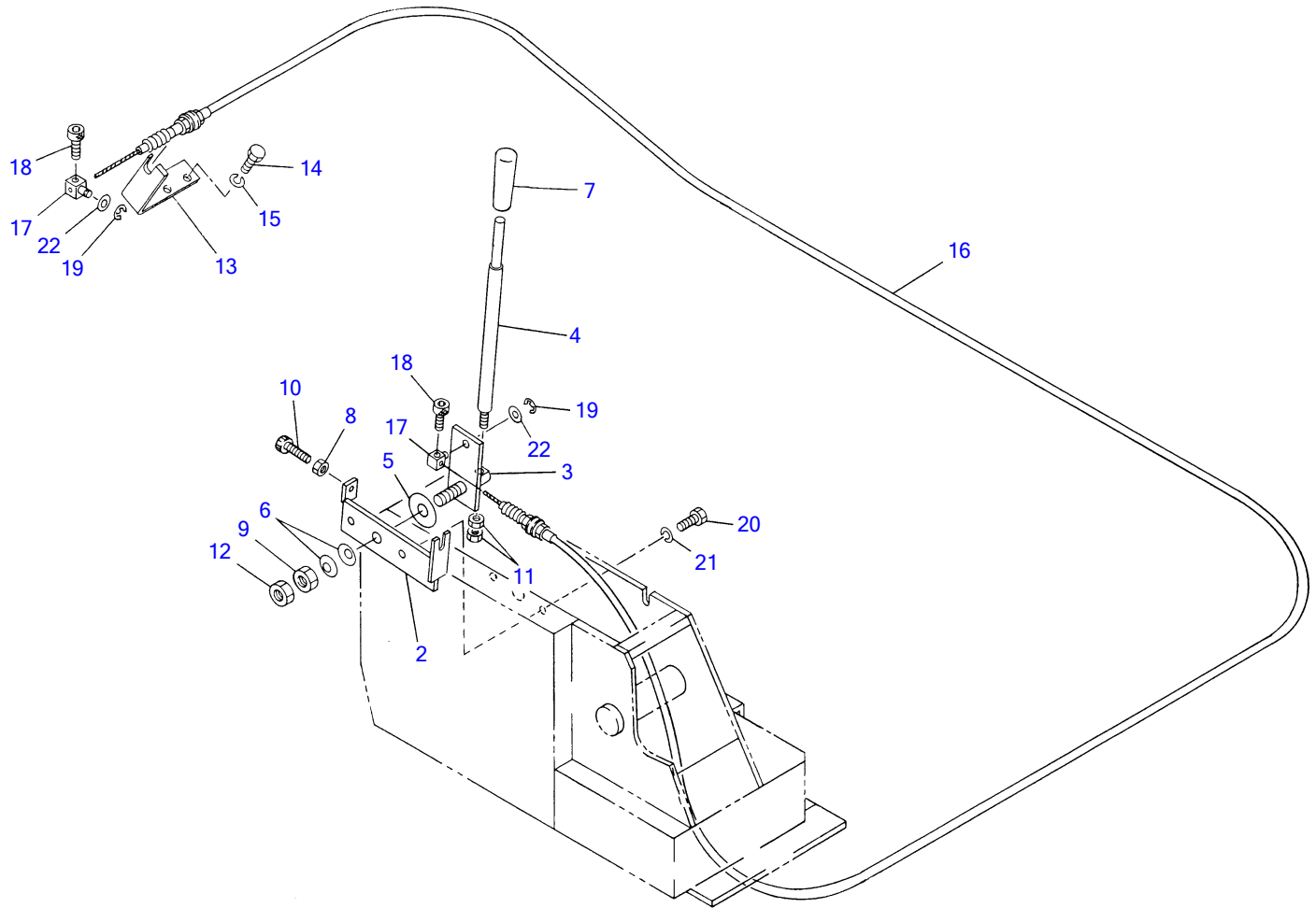


K2-20a-8-D



**CONTROL BOX**

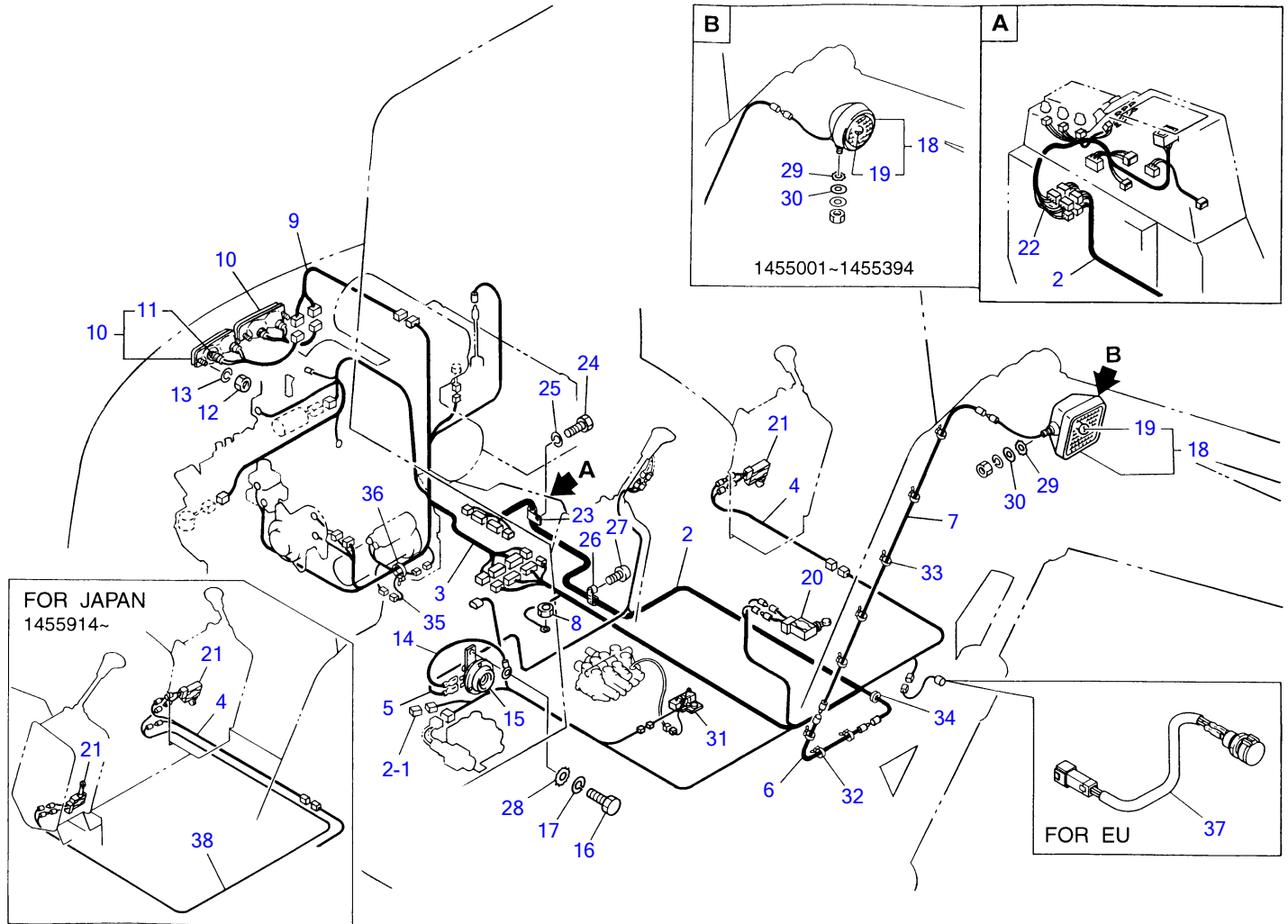
Item	Part number	Description	Q'ty	Chan.	Serial No.	Serv.	Remarks
1	<b>1730140290</b>	INSTRUMENT PANEL	1		1455001~1455266		canopy
	<b>1730140360</b>	INSTRUMENT PANEL	1	(H)	1455267~		canopy
	<b>9730140292</b>	INSTRUMENT PANEL	1		1455001~1455266		cab
	<b>9730140362</b>	INSTRUMENT PANEL	1	(H)	1455267~		cab
2	<b>1730140171</b>	• PANEL	1				
3	<b>1730140172</b>	• COVER	1				
4	<b>1730140173</b>	• GASKET	1				
5	<b>1730145250</b>	• GAUGE, cluster	1				11020-KW9000
6	<b>1730140174</b>	• • COVER, front	1				
7	<b>1730140175</b>	• • HOUSING	1				
7-1	<b>1730140216</b>	• • • BULB	11				12V, 2W
7-2	<b>1730100400</b>	• • • METER, hour	1				
8	<b>1700100018</b>	• SWITCH, starter	1		1455001~1455266		
	<b>1700100023</b>	• SWITCH, starter	1	(H)	1455267~		
9	<b>1700100019</b>	• KEY	1				
10	<b>1704300007</b>	• SWITCH, wiper	1				cab
11	<b>1701000600</b>	• SWITCH, light	1				
12	<b>1911503400</b>	• SWITCH, heater	1				cab
13	<b>1700100017</b>	• SWITCH, flasher	1				
14	<b>1701201500</b>	• BOX, fuse	1				
15	<b>1730140240</b>	• UNIT-CONTROL	1				
16	<b>1910080106</b>	• RELAY, safety	1				Y 129136-77100
17	<b>1711900028</b>	• RELAY	1		old type		
	<b>1711900042</b>	• RELAY	1	(H)	new type		
18	<b>1703000002</b>	• BUZZER	1				
19	<b>1150120416</b>	• BOLT	6				
20	<b>1711900029</b>	• UNIT, flasher	1				
21	<b>1122500610</b>	• SCREWY	9				
22	<b>1730140178</b>	• CIRCUIT ASSY	1				
23	<b>1730140179</b>	• PLATE ASSY	1				
24	<b>1141190006</b>	WASHER	4				
25	<b>1140090006</b>	WASHER, spring	4				
26	<b>1100090616</b>	BOLT	4				
	<b>K220a8L</b>						



K2-21a-3-D

**ENGINE CONTROL**

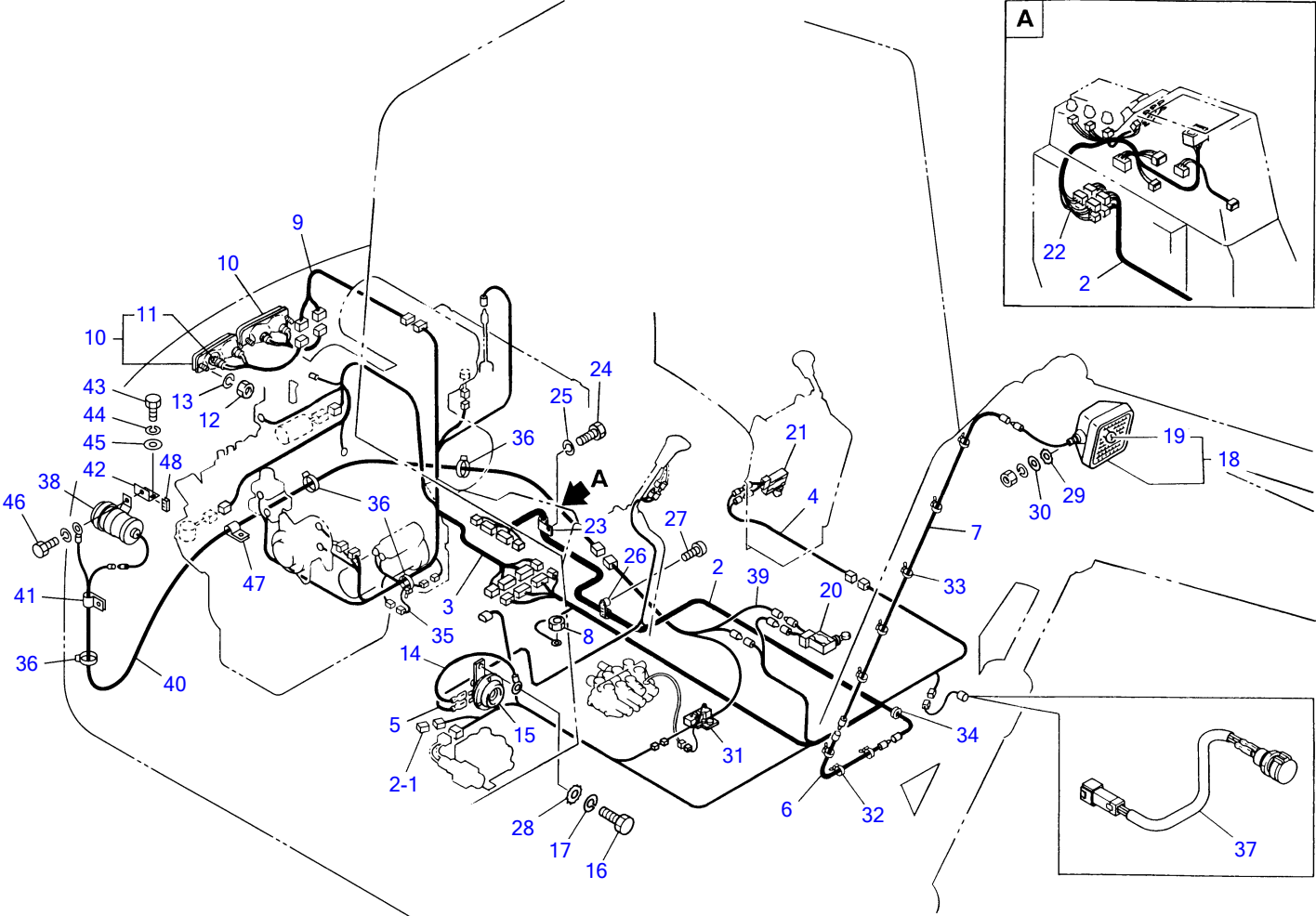
Item	Part number	Description	Q'ty	Chan.	Serial No.	Serv.	Remarks
1	<b>0394190000</b>	CONTROL ASSY, engine	1				
2	<b>0344100100</b>	▪ PLATE	1				
3	<b>0364110200</b>	▪ LEVER	1				
4	<b>0364110100</b>	▪ SHAFT	1				
5	<b>0344100400</b>	▪ WASHER	1				
6	<b>1225110014</b>	▪ SPRING, conical	2				
7	<b>1650132050</b>	▪ GRIP	1				
8	<b>1130040008</b>	▪ NUT	1				
9	<b>1130540014</b>	▪ NUT	1				
10	<b>1121040835</b>	▪ SCREW, cap	1				
11	<b>1130140010</b>	▪ NUT	2				
12	<b>1130640014</b>	▪ NUT	1				
13	<b>0394100100</b>	BRACKET	1				
14	<b>1100040816</b>	BOLT	2				
15	<b>1140020008</b>	WASHER, spring	2				
16	<b>0394101100</b>	WIRE	1				
17	<b>0007900016</b>	PIN	2				
18	<b>1110040510</b>	SCREW, cap	2				
19	<b>1224010006</b>	E-RING	2				
20	<b>1100041030</b>	BOLT	2				
21	<b>1140020010</b>	WASHER, spring	2				
22	<b>1141110008</b>	WASHER	2				
	<b>K221a5L</b>						



K2-22a-5-D

## ELECTRICAL 1

Item	Part number	Description	Q'ty	Chan.	Serial No.	Serv.	Remarks
1	0394290000	HARNESS ASSY, wiring	1		1455001~1455757		
	0394290010	HARNESS ASSY, wiring	1		1455758~		
2	0394201100	• HARNESS, wiring	1		1455001~1455757		
	0394202100	• HARNESS, wiring	1		1455758~		
2-1	1730500008	• • DIODE	1		1455758~		
3	0394201200	• HARNESS, wiring	1		1455001~1455757		
	0394202200	• HARNESS, wiring	1		1455758~		
4	0354202300	• HARNESS, wiring	1				
5	0354202400	WIRE	1				
6	0434200500	WIRE	1				
7	0464201200	WIRE	1		1455001~1455394		
	0434200600	WIRE	1	(H)	1455395~		
8	1130040010	NUT	1				
9	0398201120	HARNESS, wiring	1				
10	1703002000	LAMP ASSY	2				
11	1703002003	• BULB	1				
12	1130030004	NUT	4				
13	1140020004	WASHER, spring	4				
14	0424200700	WIRE	1				
15	1703500612	HORN	1				
16	1100040816	BOLT	1				
17	1140020008	WASHER, spring	1				
18	1703002500	LAMP ASSY	1		1455001~1455394		
	1703002700	LAMP ASSY	1		1455395~		
19	1703002508	• BULB	1		1455001~1455394		
	1703002706	• BULB	1		1455395~		
20	1700003502	SWITCH, limit	1		1455001~1455316		NC pattern
	1700003512	SWITCH, limit	1		1455317~		NO pattern
21	1700003540	SWITCH, limit	1		1455001~1455343		for Japan
	1700003504	SWITCH, limit	1		1455344~1455913		for Japan
	1700003504	SWITCH, limit	2		1455914~		for Japan
	1700003504	SWITCH, limit	1		1455001~1455343		
	1700003540	SWITCH, limit	1		1455344~		
22	1730140176	HARNESS ASSY, wiring	1				
23	0007300001	CLAMP	1				
24	1100040812	BOLT	1				
25	1140020008	WASHER, spring	1				
26	1652221051	BAND	1				
27	1120530512	SCREW	1				
28	1140330008	WASHER	1				
29	1140330008	WASHER	1		1455001~1455394		
	1140330012	WASHER	1		1455395~		
30	1141110008	WASHER	1		1455001~1455394		
	1141110012	WASHER	1		1455395~		
31	1901027850	UNIT, resistor	1				
32	1652201005	BAND	3				
33	1652200005	BAND	5				
34	1652041130	GROMMET	1				
35	0394202300	LINK, fusible	1		1455758~		
36	1652231250	BAND	1		1455758~		
37	0394203100	SOCKET ASSY	1				for EU
38	0354206100	HARNESS, wiring	1		1455914~		for Japan
	K222a5L						

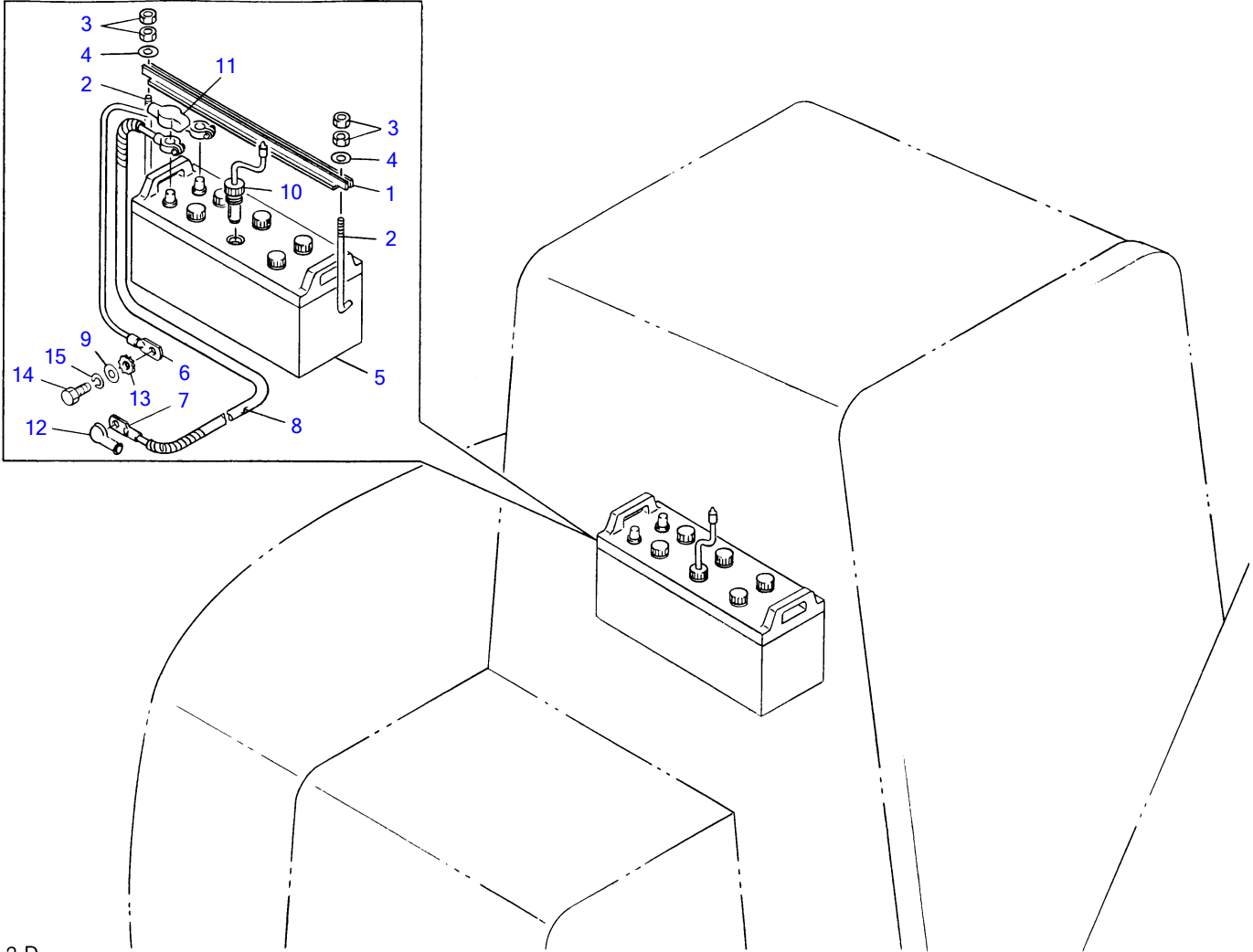


K2-22e-0-D

**ELECTRICAL 1 (for Australia)**

Item	Part number	Description	Q'ty	Chan.	Serial No.	Serv.	Remarks
1	0394290010	HARNESS ASSY, wiring	1				
2	0394202100	· HARNESS, wiring	1				
2-1	1730500008	· · DIODE	1				
3	0394202200	· HARNESS, wiring	1				
4	0354202300	· HARNESS, wiring	1				
5	0354202400	WIRE	1				
6	0434200500	WIRE	1				
7	0434200600	WIRE	1				
8	1130040010	NUT	1				
9	0398201120	HARNESS, wiring	1				
10	1703002000	LAMP ASSY	2				
11	1703002003	· BULB	1				
12	1130030004	NUT	4				
13	1140020004	WASHER, spring	4				
14	0424200700	WIRE	1				
15	1703500612	HORN	1				
16	1100040816	BOLT	1				
17	1140020008	WASHER, spring	1				
18	1703002700	LAMP ASSY	1				
19	1703002706	· BULB	1				
20	1700003512	SWITCH, limit	1				
21	1700003540	SWITCH, limit	1				
22	1730140176	HARNESS ASSY, wiring	1				
23	0007300001	CLAMP	1				
24	1100040812	BOLT	1				
25	1140020008	WASHER, spring	1				
26	1652221051	BAND	1				
27	1120530512	SCREW	1				
28	1140330008	WASHER	1				
29	1140330012	WASHER	1				
30	1141110012	WASHER	1				
31	1901027850	UNIT, resistor	1				
32	1652201005	BAND	3				
33	1652200005	BAND	5				
34	1652041130	GROMMET	1				
35	0394202300	LINK, fusible	1				
36	1652231250	BAND	4				
37	0394203100	SOCKET ASSY	1				
38	0354211050	BUZZER	1				
39	0354211030	HARNESS, wiring	1				
40	0354211040	HARNESS, wiring	1				
41	0007300035	CLAMP	1				
42	0394207010	BRACKET	1				
43	1100040612	BOLT	2				
44	1140020006	WASHER, spring	2				
45	1141110006	WASHER	2				
46	1100040820	BOLT	1				
47	0007300036	CLAMP	1				
48	1653917003	TRIM	1				

K222e0L

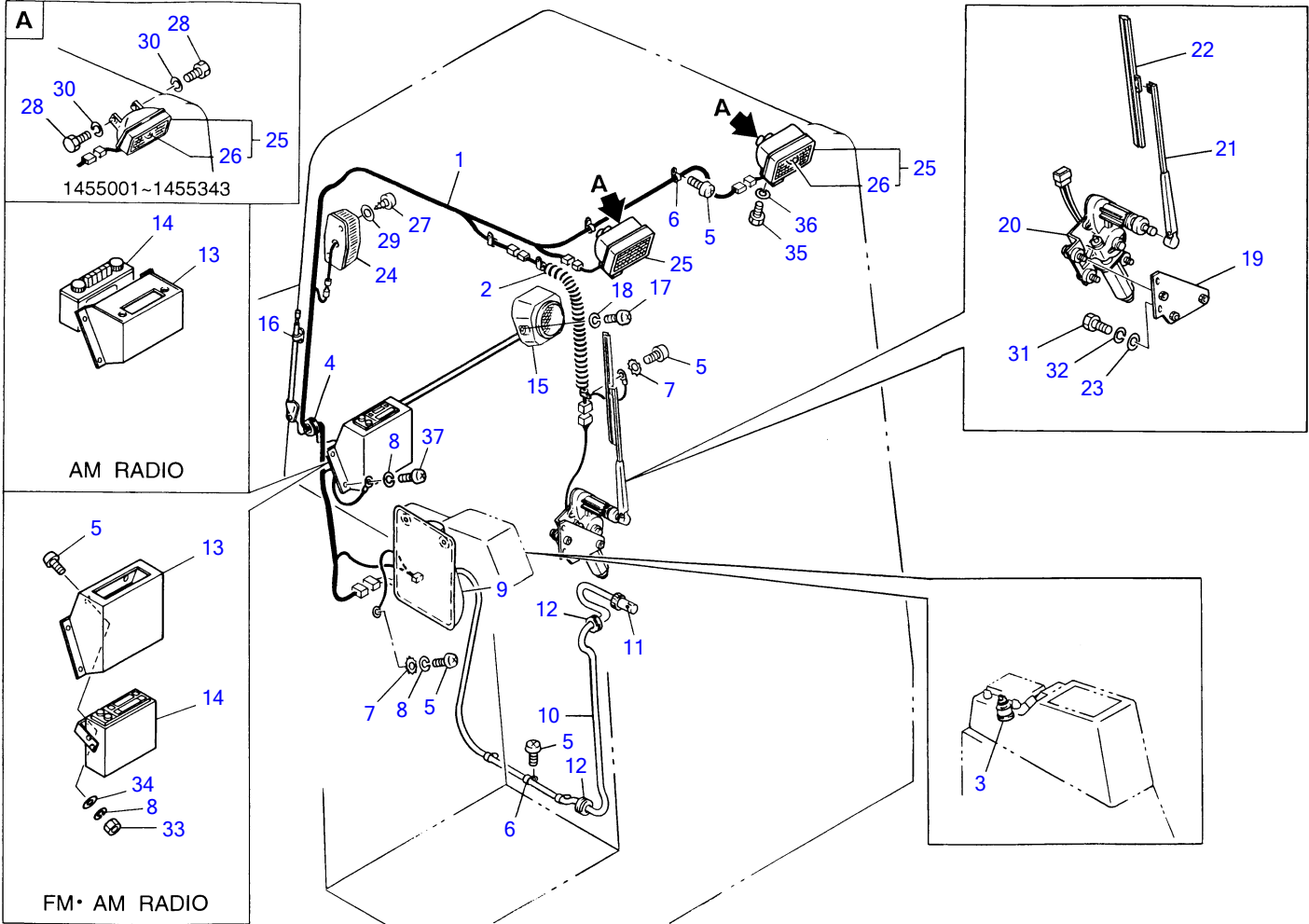


K2-22b-2-D



**ELECTRICAL 2**

Item	Part number	Description	Q'ty	Chan.	Serial No.	Serv.	Remarks
1	0464401200	PLATE	1				
2	1702106300	ROD	2				
3	1130040006	NUT	4				
4	0003600043	WASHER	2				
5	1702007051	BATTERY	1				
6	1702230062	CABLE, earth	1				
7	1702730190	CABLE, battery	1				
8	1703221384	PROTECTOR	1				sold by the meter
9	1141110010	WASHER	1				
10	1700100003	SENSOR	1				
11	1702910006	COVER	1				
12	1910007119	COVER	1				
13	1140330010	WASHER	1				
14	1100041016	BOLT	1				
15	1140020010	WASHER, spring	1				
	K222b3L						

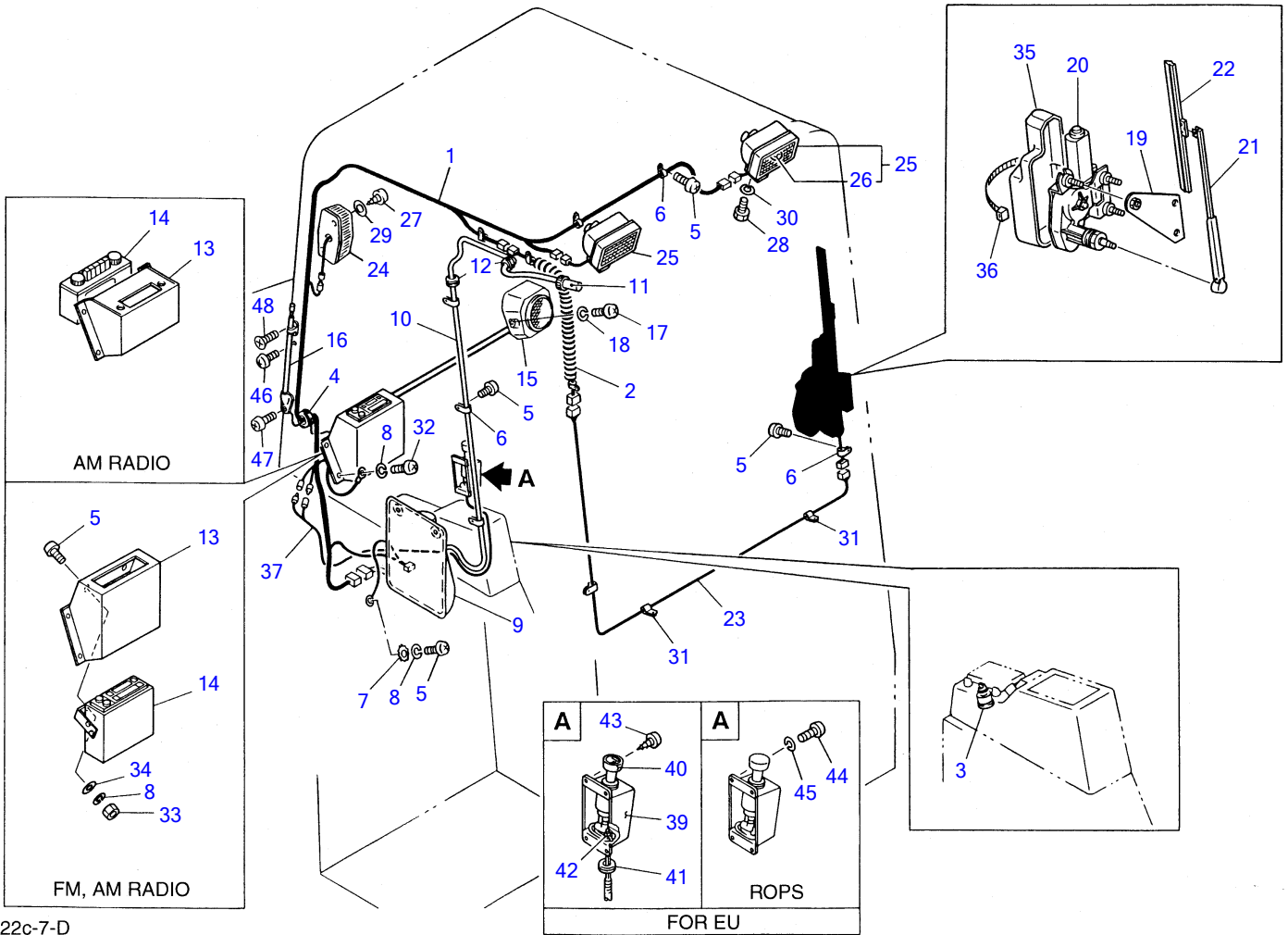


K2-22c-3-D

**ELECTRICAL 3 (cab) (1455001~1455343)**

Item	Part number	Description	Q'ty	Chan.	Serial No.	Serv.	Remarks
1	0398802100	HARNESS, wiring	1				
2	0398802200	HARNESS, wiring	1				
3	1704300007	SWITCH, wiper	1				
4	1652002202	GROMMET	1				
5	1120590512	SCREW	10				
6	1652221050	BAND	9				
7	1140330005	WASHER	1				
8	1140090005	WASHER, spring	5				
9	1711910021	CASE	1				
10	1711910023	HOSE	1				sold by the meter
11	1711910040	NOZZLE	1				
12	1652001002	GROMMET	2				
13	0394701100	COVER	1				AM radio
	0394703100	COVER	1				FM≠AM radio
14	1705015701	RADIO	1				AM radio
	1705015801	RADIO	1				FM≠AM radio
15	1705015702	SPEAKER	1				
16	1705015602	ANTENNA	1				
17	1120590416	SCREW	2				
18	1140090004	WASHER, spring	2				
19	0398612300	BRACKET	1				
20	1704051212	MOTOR, wiper	1				
21	1704140350	ARM, wiper	1				
22	1704206400	BLADE, wiper	1				
23	1141110006	WASHER	2				
24	1703001700	LAMP ASSY	1				
25	1703002200	LAMP ASSY	2		1455001~1455343		
	1703001900	LAMP ASSY	2		1455344~		
26	1703002201	• BULB	1		1455001~1455343		
	1703001901	• BULB	1		1455344~		
27	1122500408	SCREW	2				
28	1100040620	BOLT	4		1455001~1455343		
29	1141110004	WASHER	2				
30	1140020006	WASHER, spring	4		1455001~1455343		
31	1100040615	BOLT	2				
32	1140020006	WASHER, spring	2				
33	1130030005	NUT	2				
34	1141190005	WASHER	2				
35	1100090812	BOLT	2		1455344~		
36	1140090008	WASHER, spring	2		1455344~		
37	1120590516	SCREW	4				

K222c4L

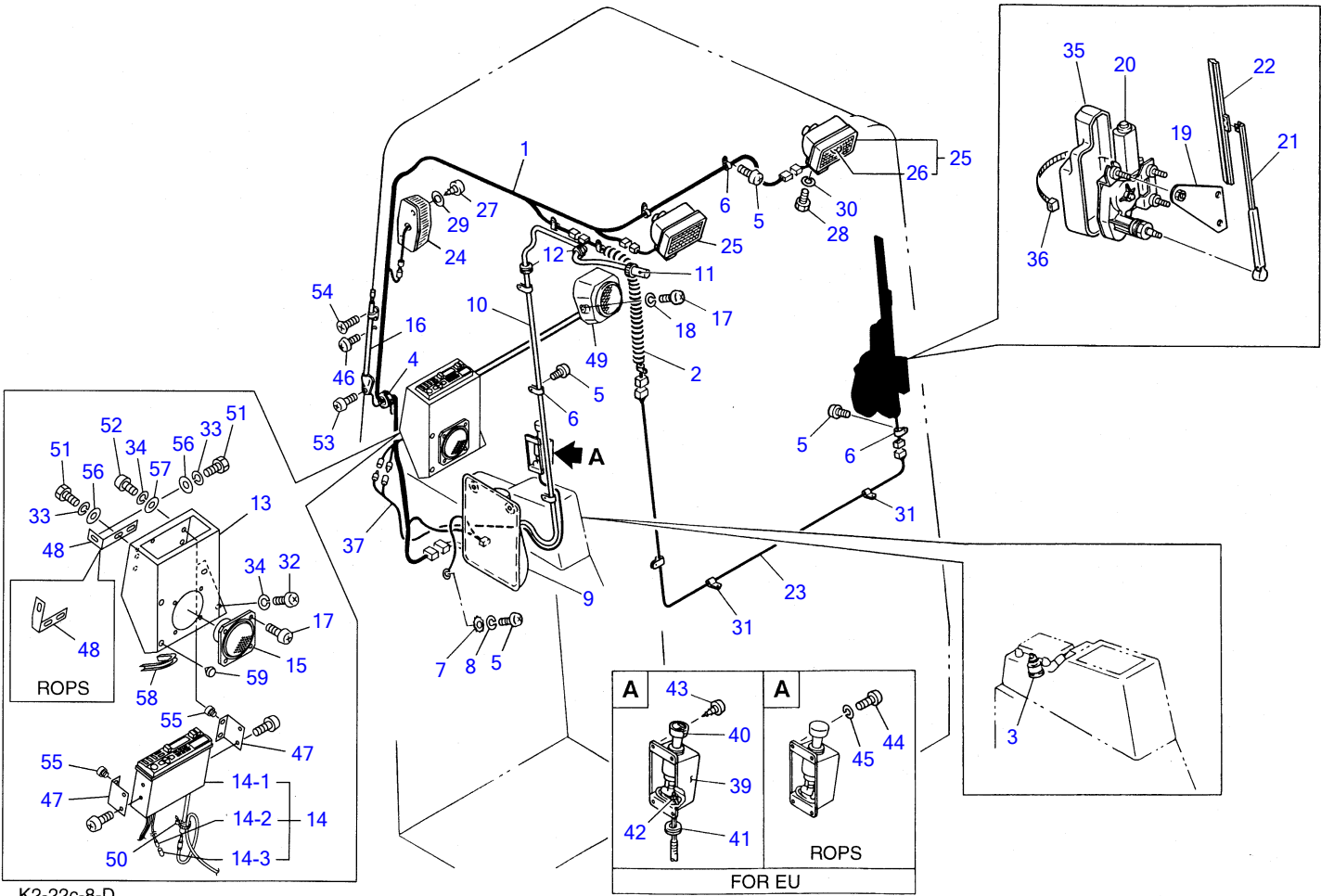


K2-22c-7-D

**ELECTRICAL 3 (cab) (1455344~1456694)**

Item	Part number	Description	Q'ty	Chan.	Serial No.	Serv.	Remarks
1	0398802100	HARNESS, wiring	1		old type		
	0398804100	HARNESS, wiring	1		new type		
2	0398802200	HARNESS, wiring	1				
3	1704300007	SWITCH, wiper	1				
4	1652002202	GROMMET	1				
5	1120590512	SCREW	12				
6	1652221050	BAND	11				
7	1140330005	WASHER	1				
8	1140090005	WASHER, spring	5				
9	1711910021	CASE	1		old type		
	1711910012	CASE	1		new type		
10	1711910023	HOSE	1		old type		sold by the meter
	1711910013	HOSE	1		new type		sold by the meter
11	1711910040	NOZZLE	1				
12	1652001002	GROMMET	2				
13	0394701100	COVER	1				AM radio
	0394703100	COVER	1				FM≠AM radio
14	1705015701	RADIO	1				AM radio
	1705015801	RADIO	1				FM≠AM radio
15	1705015702	SPEAKER	1				
16	1705015602	ANTENNA	1	(L)	old type		
	1705001980	ANTENNA	1		new type		
17	1120590416	SCREW	2				
18	1140090004	WASHER, spring	2				
19	0438601330	BRACKET	1				
20	1704051212	MOTOR, wiper	1				
21	1704140350	ARM, wiper	1				
22	1704206400	BLADE, wiper	1				
23	0398803100	HARNESS, wiring	1				
24	1703001700	LAMP ASSY	1				
25	1703001900	LAMP ASSY	2				
26	1703001901	· BULB	1				
27	1122500408	SCREW	2				
28	1100090812	BOLT	2				
29	1141110004	WASHER	2				
30	1140020008	WASHER, spring	2				
31	1652400007	CLAMP	2				
32	1120590516	SCREW	4				
33	1130030005	NUT	2				
34	1141190005	WASHER	2				
35	1704400001	COVER	1				
36	1652221050	BAND	1				
37	0394204100	HARNESS, wiring	1				for EU
38	0394204200	LIGHTER ASSY	1				for EU
39	0394204210	· BRACKET	1				for EU
40	1711900059	· LIGHTER	1				for EU
41	1652051600	· GROMMET	1				for EU
42	1652201004	· BAND	1				for EU
43	1122500408	SCREW	4				for EU
44	1120590408	SCREW	4				for EU, ROPS
45	1140090004	WASHER, spring	4				for EU, ROPS
46	1120530406	SCREW	1		new type		
47	1120530416	SCREW	1				
48	1120730416	SCREW	1				

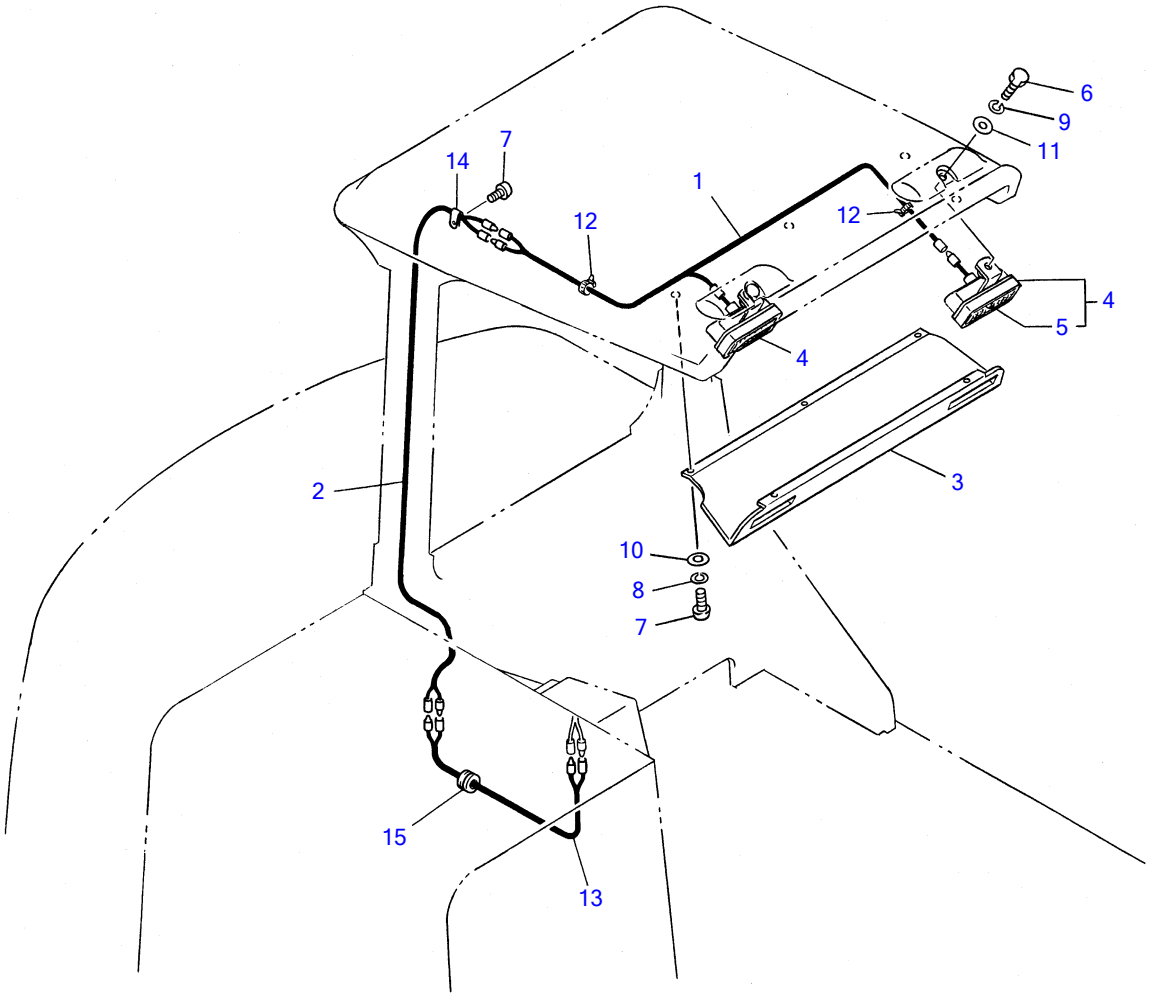
K222c8L



K2-22c-8-D

**ELECTRICAL 3 (cab) (1456695~)**

Item	Part number	Description	Q'ty	Chan.	Serial No.	Serv.	Remarks
1	0398804100	HARNESS, wiring	1				
2	0398802200	HARNESS, wiring	1				
3	1704300007	SWITCH, wiper	1				
4	1652002202	GROMMET	1				
5	1120590512	SCREW	10				
6	1652221050	BAND	11				
7	1140330005	WASHER	1				
8	1140020005	WASHER, spring	1				
9	1711910012	CASE	1				
10	1711910013	HOSE	1				sold by the meter
11	1711910040	NOZZLE	1				
12	1652001002	GROMMET	2				
13	0394705100	COVER	1				
14	X 0334704200	CASSETTE STEREO ASSY	1				for EC
	X 0334704300	CASSETTE STEREO ASSY	1				for U.S.A.
	X 0334704400	CASSETTE STEREO ASSY	1				for JAPAN
14-1	1705003600	· CASSETTE STEREO	1				for EC
	1705003700	· CASSETTE STEREO	1				for U.S.A.
	1705003800	· CASSETTE STEREO	1				for JAPAN
14-2	1702700002	· SOCKET	1				
14-3	1702700004	· SLEEV	1				
15	1705015703	SPEAKER	1				
16	1705001980	ANTENNA	1				
17	1120590416	SCREW	6				
18	1140090004	WASHER, spring	2				
19	0438601330	BRACKET	1				
20	1704051212	MOTOR, wiper	1				
21	1704140350	ARM, wiper	1				
22	1704206400	BLADE, wiper	1				
23	0398803100	HARNESS, wiring	1				
24	1703001700	LAMP ASSY	1				
25	1703001900	LAMP ASSY	2				
26	1703001901	· BULB	1				
27	1122500408	SCREW	2				
28	1100090812	BOLT	2				
29	1141110004	WASHER	2				
30	1140020008	WASHER, spring	2				
31	1652400007	CLAMP	2				
32	1120530516	SCREW	4				
33	1140020006	WASHER, spring	3				
34	1140020005	WASHER, spring	8				
35	1704400001	COVER	1				
36	1652221050	BAND	1				
37	0394204100	HARNESS, wiring	1				for EU
38	0394204200	LIGHTER ASSY	1				for EU
39	0394204210	· BRACKET	1				for EU
40	1711900059	· LIGHTER	1				for EU
41	1652051600	· GROMMET	1				for EU
42	1652201004	· BAND	1				for EU
43	1122500408	SCREW	4				for EU
44	1120590408	SCREW	4				for EU, ROPS
45	1140090004	WASHER, spring	4				for EU, ROPS
46	1120530406	SCREW	1				
47	0394705010	BRACKET	2				
48	0394705020	STAY	1				
	0394708010	STAY	1				ROPS
49	1705015702	SPEAKER	1				
50	1652231100	BAND	1				
51	1100030616	BOLT	3				
52	1120530520	SCREW	4				
53	1120530416	SCREW	1				
54	1120730416	SCREW	1				
55	1652520005	RUBBER, cushion	4				
56	1141110006	WASHER	3				
57	1141110005	WASHER	4				
58	1653917007	TRIM	1				sold by the meter
59	1652533020	CAP	2				
	K222c9L						

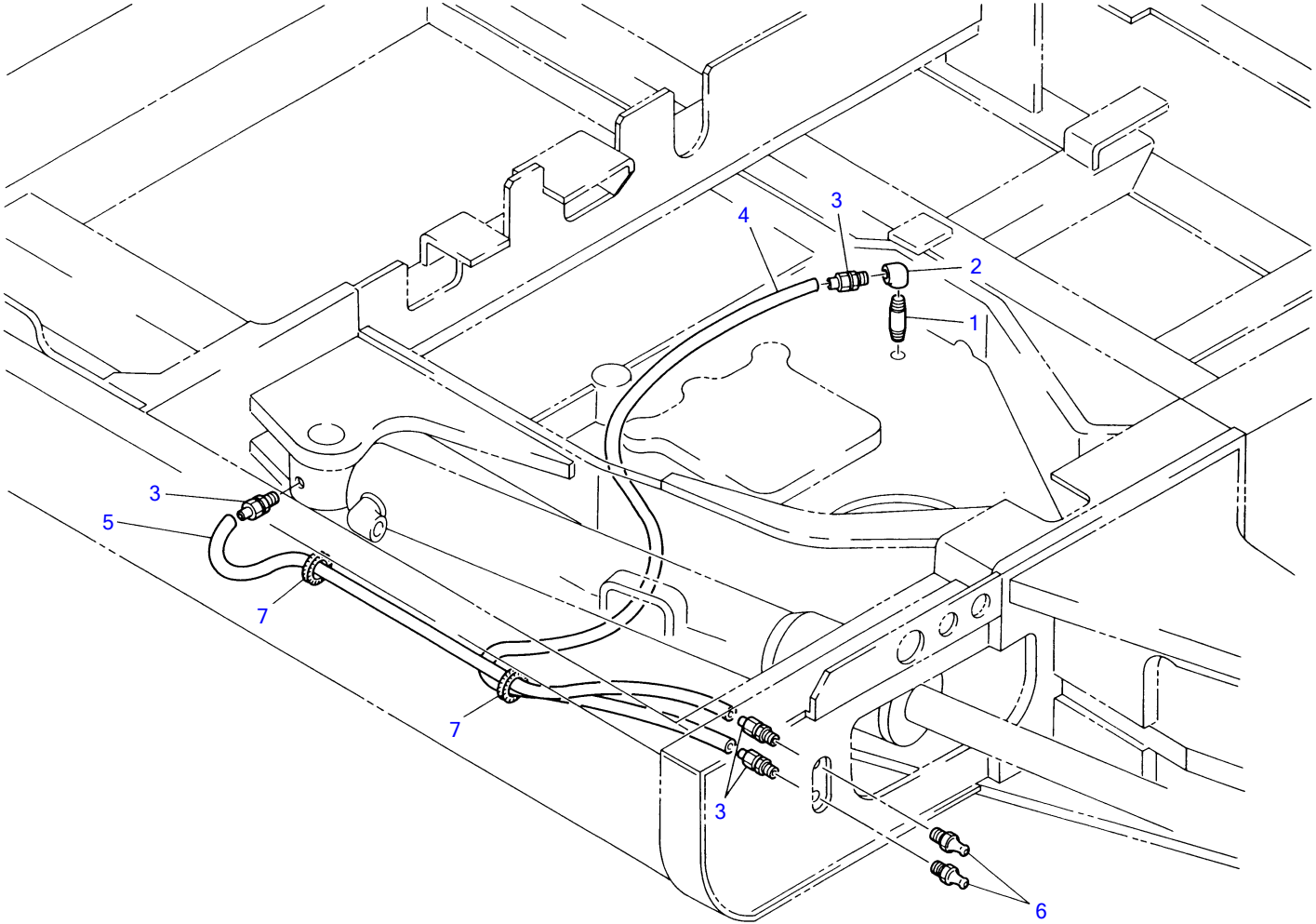


E3-22d-3-D



**ELECTRICAL 4 (canopy)**

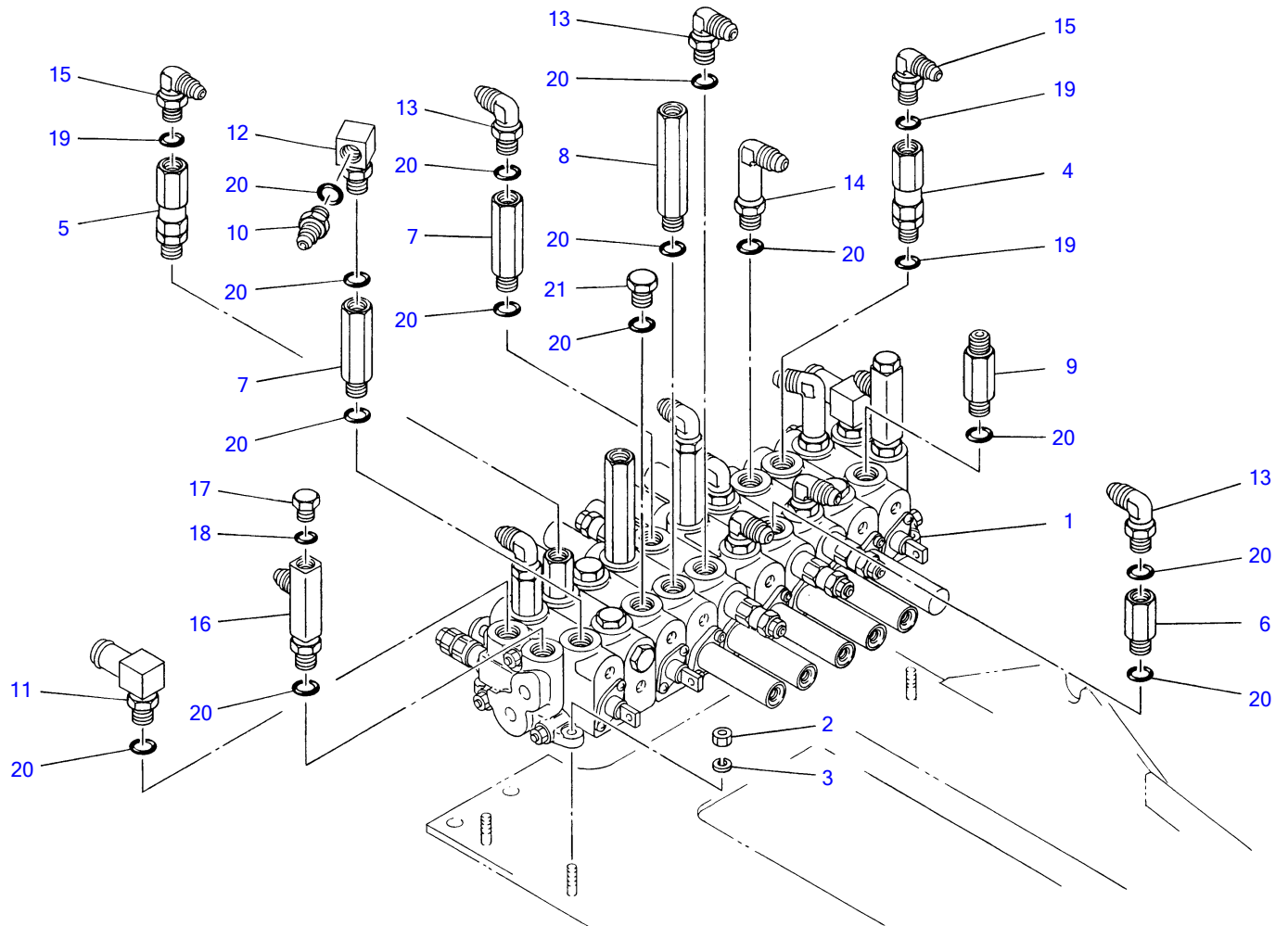
Item	Part number	Description	Q'ty	Chan.	Serial No.	Serv.	Remarks
1	<b>0358402400</b>	HARNES, wiring	1		old type		
	<b>0358407100</b>	HARNES, wiring	1	(H)	new type		
2	<b>0358402500</b>	HARNES, wiring	1		old type		
	<b>0358407200</b>	HARNES, wiring	1	(H)	new type		
3	<b>0358402700</b>	COVER	1				
4	<b>1703001900</b>	LAMP ASSY	2				
5	<b>1703001901</b>	· BULB	1				
6	<b>1100040825</b>	BOLT	2				
7	<b>1120590512</b>	SCREW	5		old type		
	<b>1120590512</b>	SCREW	6		new type		
8	<b>1140090005</b>	WASHER, spring	5				
9	<b>1140020008</b>	WASHER, spring	2				
10	<b>1141190005</b>	WASHER	5				
11	<b>1141110008</b>	WASHER	2				
12	<b>1652200004</b>	BAND	2				
13	<b>0358407300</b>	HARNES, wiring	1		new type		
14	<b>1652221051</b>	BAND	1		new type		
15	<b>1652001002</b>	GROMMET	1				
	<b>E322d4L</b>						



K2-23a-1-D

**GREASE PIPING**

Item	Part number	Description	Q'ty	Chan.	Serial No.	Serv.	Remarks
1	0009101060	PIPE	1				
2	1508010001	ELBOW	1				
3	1532520601	ADAPTOR	4				
4	1532120680	TUBE	1				sold by the meter
5	1532120610	TUBE	1				sold by the meter
6	1560001000	NIPPLE, grease	2				
7	1652604501	TRIM	2				
	K223a1L						

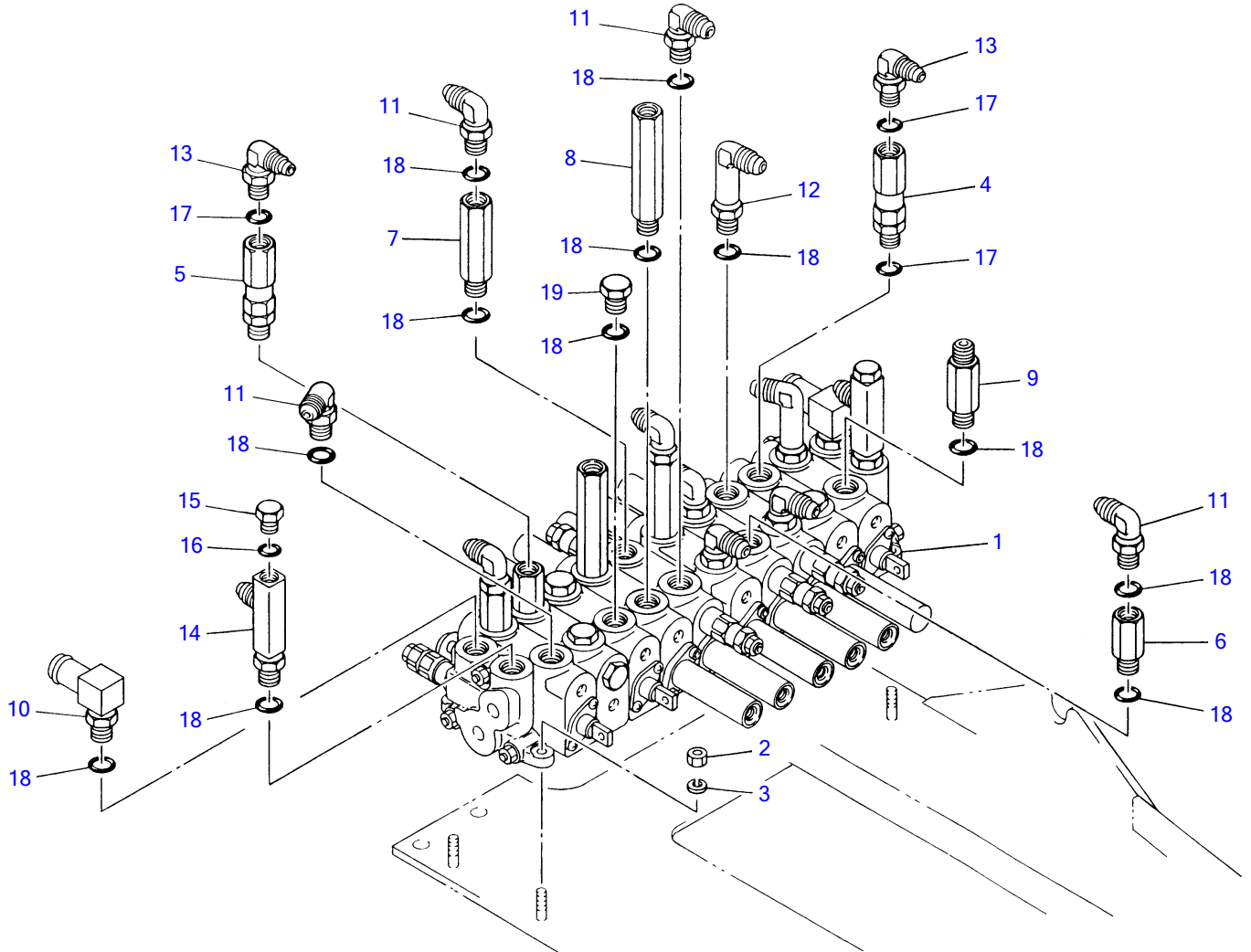


K2-24a-0-D

**VALVE & ACCESSORIES 1 (1455001~1455433)**

Item	Part number	Description	Q'ty	Chan.	Serial No.	Serv.	Remarks
1	1901029700	VALVE, control	1				
2	1130040008	NUT	4				
3	1140020008	WASHER, spring	4				
4	1901719600	VALVE, check	1				
5	1901719700	VALVE	1				
6	0007213011	ADAPTOR	2				
7	0007213013	ADAPTOR	3				
8	0007213025	ADAPTOR	2				
9	0007203006	ADAPTOR	1				
10	1515600202	ADAPTOR	1				
11	1513350006	ELBOW	2				
12	1513300016	ELBOW	1				
13	1515010042	ELBOW	8				
14	1515010512	ELBOW	2				
15	1515010041	ELBOW	2				
16	1512340005	ELBOW	2				
17	1501750002	PLUG	2				
18	1420010110	O-RING	2				
19	1420010140	O-RING	3				
20	1420010180	O-RING	22				
21	1501750004	PLUG	2				
	K224a1L						

TB045 Book No. PK2-102Z5 S/N 1455001-1456876  
VALVE & ACCESSORIES 1 (1455434~)

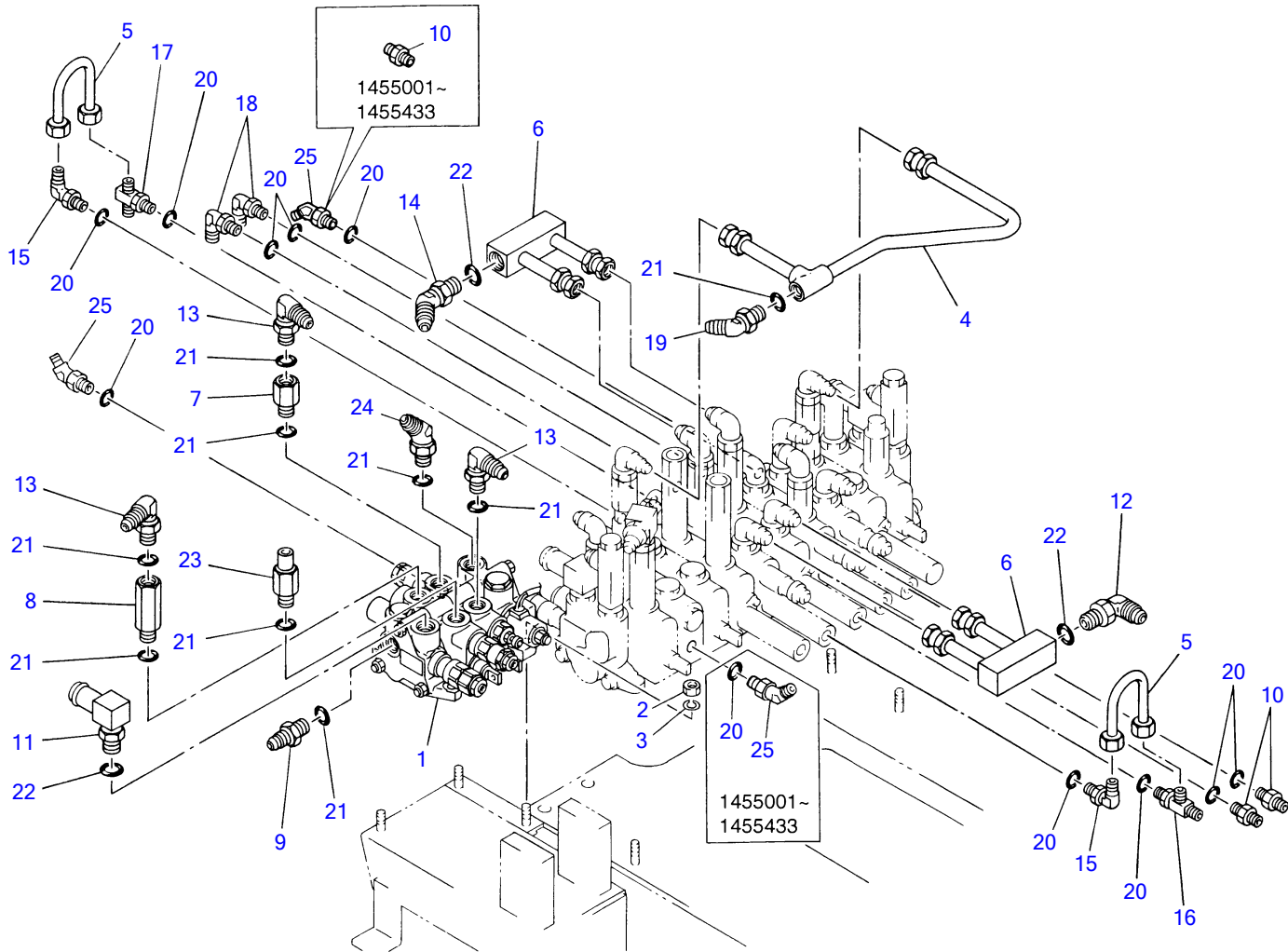


K2-24a-1-D

**VALVE & ACCESSORIES 1 (1455434~)**

Item	Part number	Description	Q'ty	Chan.	Serial No.	Serv.	Remarks
1	1901029700	VALVE, control	1				
2	1130040008	NUT	4				
3	1140020008	WASHER, spring	4				
4	1901719600	VALVE, check	1				
5	1901719700	VALVE	1				
6	0007213011	ADAPTOR	2				
7	0007213013	ADAPTOR	2				
8	0007213025	ADAPTOR	2				
9	0007203006	ADAPTOR	1				
10	1513350006	ELBOW	2				
11	1515010042	ELBOW	9				
12	1515010512	ELBOW	2				
13	1515010041	ELBOW	2				
14	1512340005	ELBOW	2				
15	1501750002	PLUG	2				
16	1420010110	O-RING	2				
17	1420010140	O-RING	3				
18	1420010180	O-RING	20				
19	1501750004	PLUG	2				
	K224a2L						

TB045 Book No.PK2-102Z5 S/N 1455001-1456876  
VALVE & ACCESSORIES 2



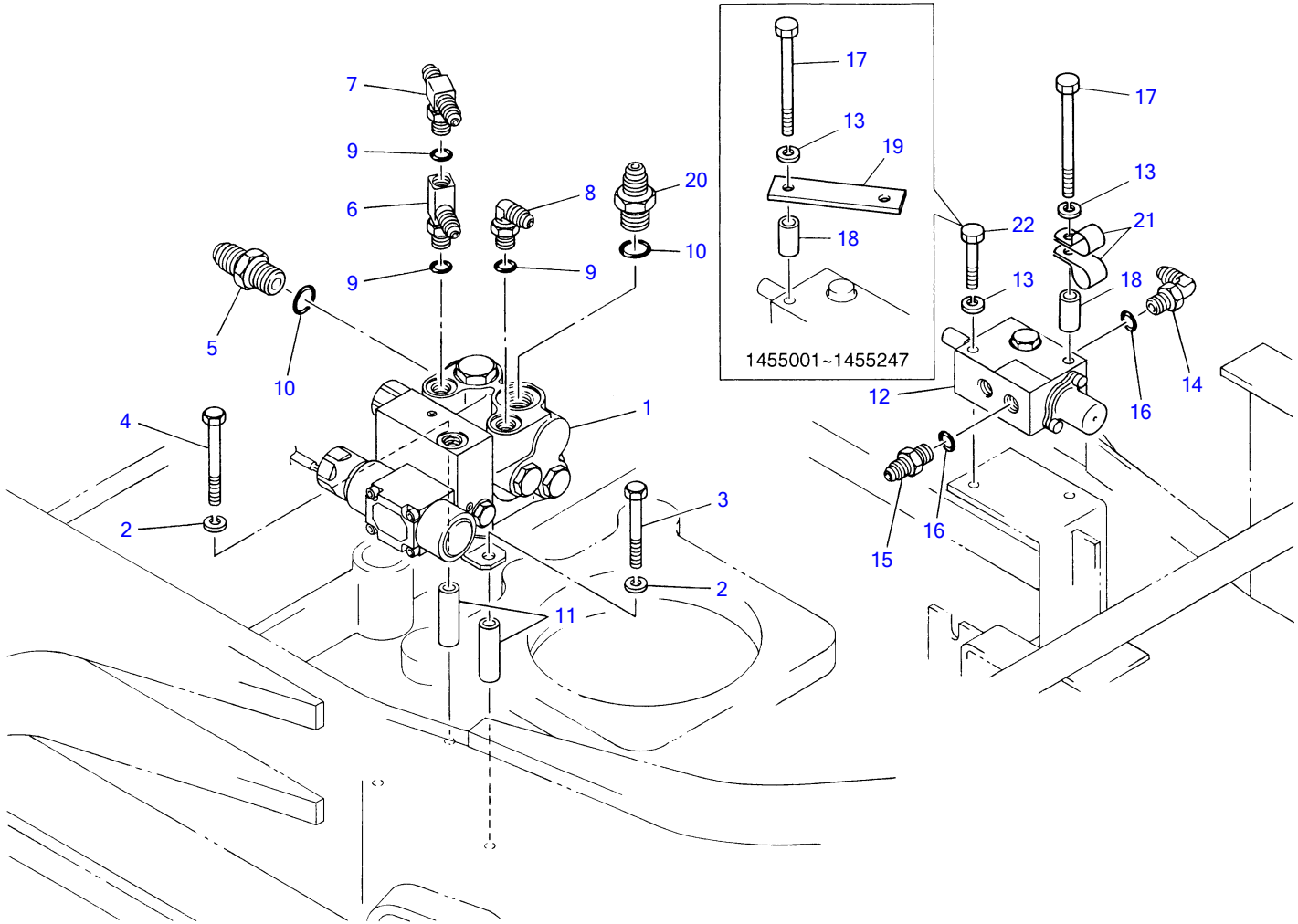
K2-24b-3-D



**VALVE & ACCESSORIES 2**

Item	Part number	Description	Q'ty	Chan.	Serial No.	Serv.	Remarks
1	1901027700	VALVE, control	1				
2	1130040008	NUT	3				
3	1140020008	WASHER, spring	3				
4	0395002110	PIPE	1				
5	0395002120	PIPE	2				
6	0395003100	PIPE	2				
7	0007213016	ADAPTOR	1				
8	0007213015	ADAPTOR	1				
9	1515600201	ADAPTOR	1				
10	1515600200	ADAPTOR	3		1455001~1455433		
	1515600200	ADAPTOR	2		1455434~		
11	1513350006	ELBOW	1				
12	1515010042	ELBOW	1				
13	1515010041	ELBOW	3				
14	1515100112	ELBOW	1				
15	1502711002	ELBOW	2				
16	1512370004	TEE	1				
17	1512370005	TEE	1				
18	1515010040	ELBOW	2				
19	1515100136	ELBOW	1				
20	1420010110	O-RING	11		1455001~1455433		
	1420010110	O-RING	10		1455434~		
21	1420010140	O-RING	9				
22	1420010180	O-RING	3				
23	0007203021	ADAPTOR	1				
24	1515100111	ELBOW	1				
25	1515100110	ELBOW	2				

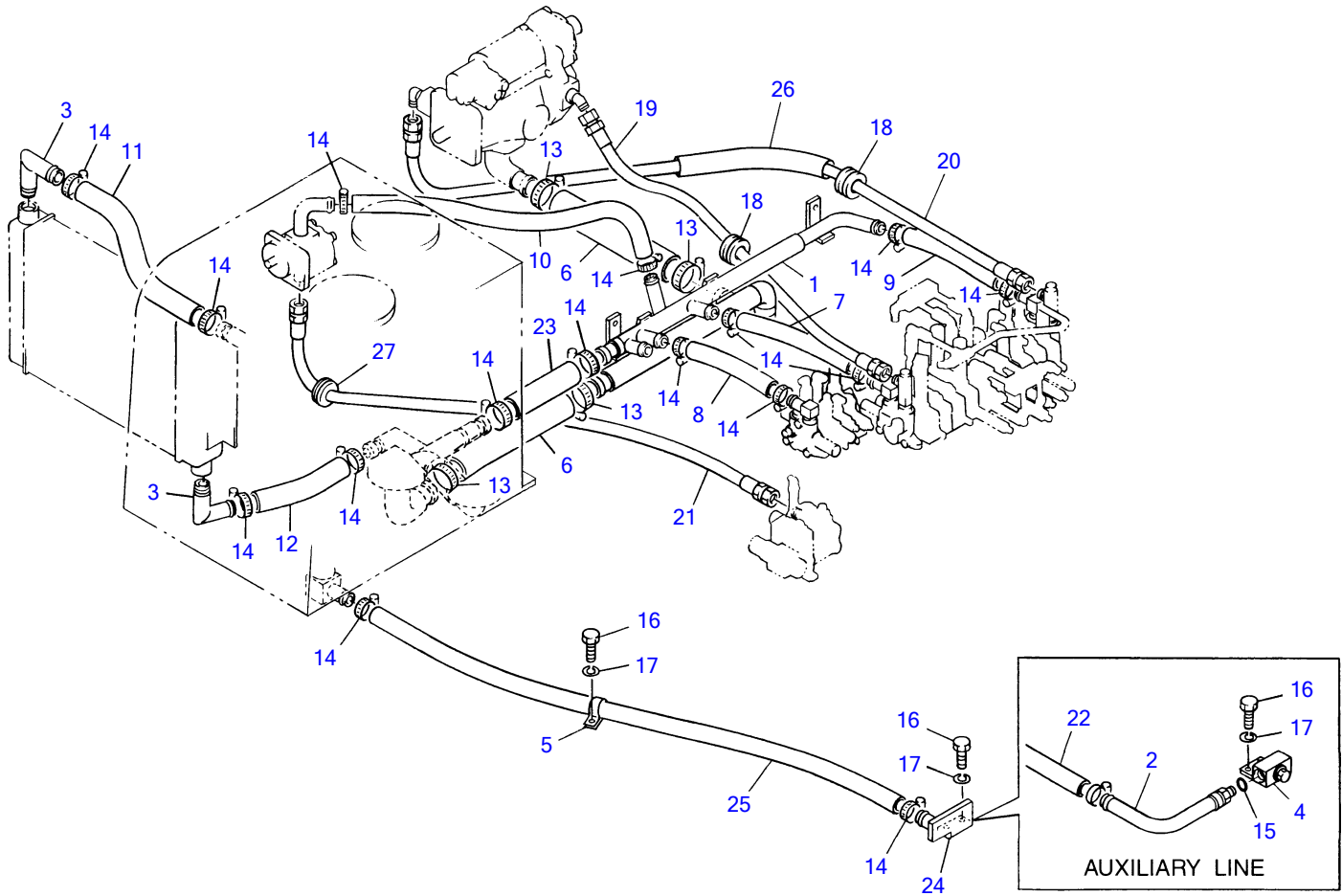
**K224b3L**



K2-24c-1-D

**VALVE & ACCESSORIES 3**

Item	Part number	Description	Q'ty	Chan.	Serial No.	Serv.	Remarks
1	<b>1901719900</b>	VALVE, sub	1		1455001~1455257		
	<b>1901723600</b>	VALVE, sub	1	(H)	1455258~1455343		
	<b>1901724300</b>	VALVE, sub	1	(H)	1455344~1455936		
	<b>1901728200</b>	VALVE, sub	1	(H)	1455937~1456369		
	<b>1901730200</b>	VALVE, sub	1	(H)	1456370~		
2	<b>1140020008</b>	WASHER, spring	2				
3	<b>1100040865</b>	BOLT	2				
4	<b>1100040875</b>	BOLT	1				
5	<b>1515600202</b>	ADAPTOR	1				
6	<b>1512340001</b>	ELBOW	1				
7	<b>1512370010</b>	TEE	1				
8	<b>1515010040</b>	ELBOW	1				
9	<b>1420010110</b>	O-RING	3				
10	<b>1420010180</b>	O-RING	2				
11	<b>0395002140</b>	PIPE	3				
12	<b>1901720300</b>	VALVE, shut off	1				
13	<b>1140020008</b>	WASHER, spring	2				
14	<b>1515010040</b>	ELBOW	1				
15	<b>1515600200</b>	ADAPTOR	2				
16	<b>1420010110</b>	O-RING	3				
17	<b>1100040880</b>	BOLT	2		1455001~1455247		
	<b>1100040885</b>	BOLT	1		1455248~		
18	<b>0393204700</b>	COLLAR	2		1455001~1455247		
	<b>0393204700</b>	COLLAR	1		1455248~		
19	<b>0493204600</b>	PLATE	1		1455001~1455247		
20	<b>1515600577</b>	ADAPTOR	1				
21	<b>0007300013</b>	CLAMP	2		1455248~		
22	<b>1100040855</b>	BOLT	1		1455248~		
	<b>K224c3L</b>						

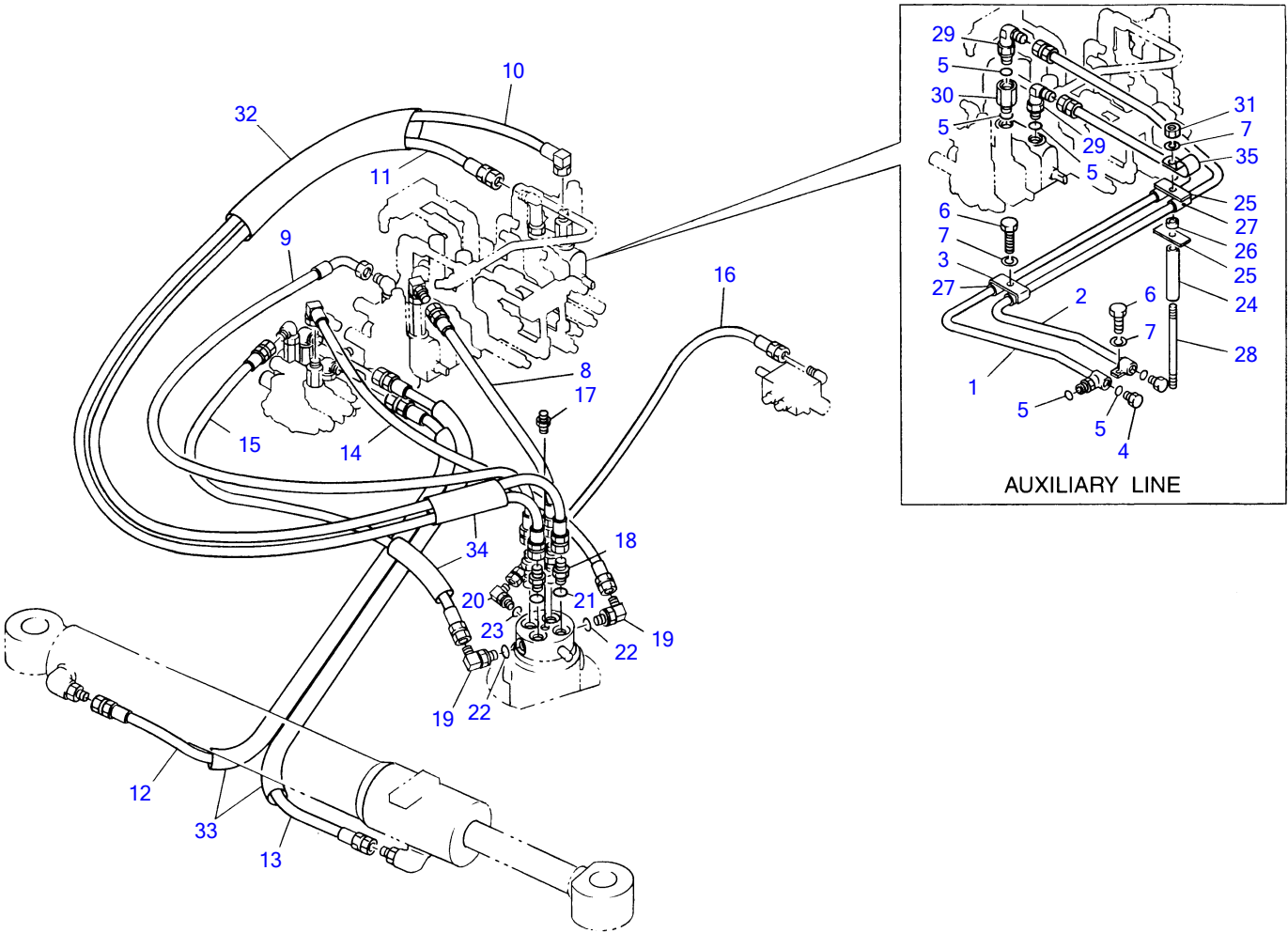


K2-25a-4-D

PIPING; UPPER 1

Item	Part number	Description	Q'ty	Chan.	Serial No.	Serv.	Remarks
1	0397002300	PIPE	1				
2	1513350009	ELBOW	1				auxiliary line
3	0467000600	ELBOW	2				
4	1901719800	VALVE, stop	1				auxiliary line
5	0007300030	CLAMP	1				
6	1530747035	HOSE	2				sold by the meter
7	1530525020	HOSE	1				sold by the meter
8	1530525012	HOSE	1				sold by the meter
9	1530525015	HOSE	1				sold by the meter
10	1530525055	HOSE	1				sold by the meter
11	1530525059	HOSE	1				sold by the meter
12	1530525034	HOSE	1				sold by the meter
13	1533700070	CLAMP	4				
14	1533700041	CLAMP	16				
15	1420010180	O-RING	1				auxiliary line
16	1100040820	BOLT	2				auxiliary line
	1100040820	BOLT	4				
17	1140010008	WASHER, spring	2				auxiliary line
	1140010008	WASHER, spring	4				
18	0397002600	GUARD	2				
19	0397002700	HOSE ASSY	1				
20	0397002800	HOSE ASSY	1				
21	0397002900	HOSE ASSY	1				
22	1530525055	HOSE (sold by the meter)	1				auxiliary line
23	1530532022	HOSE	1				sold by the meter
24	0397002400	BRACKET	1				
25	1530525072	HOSE	1				sold by the meter
26	1531335055	PROTECTOR	1				sold by the meter
27	1652003202	GROMMET	1				

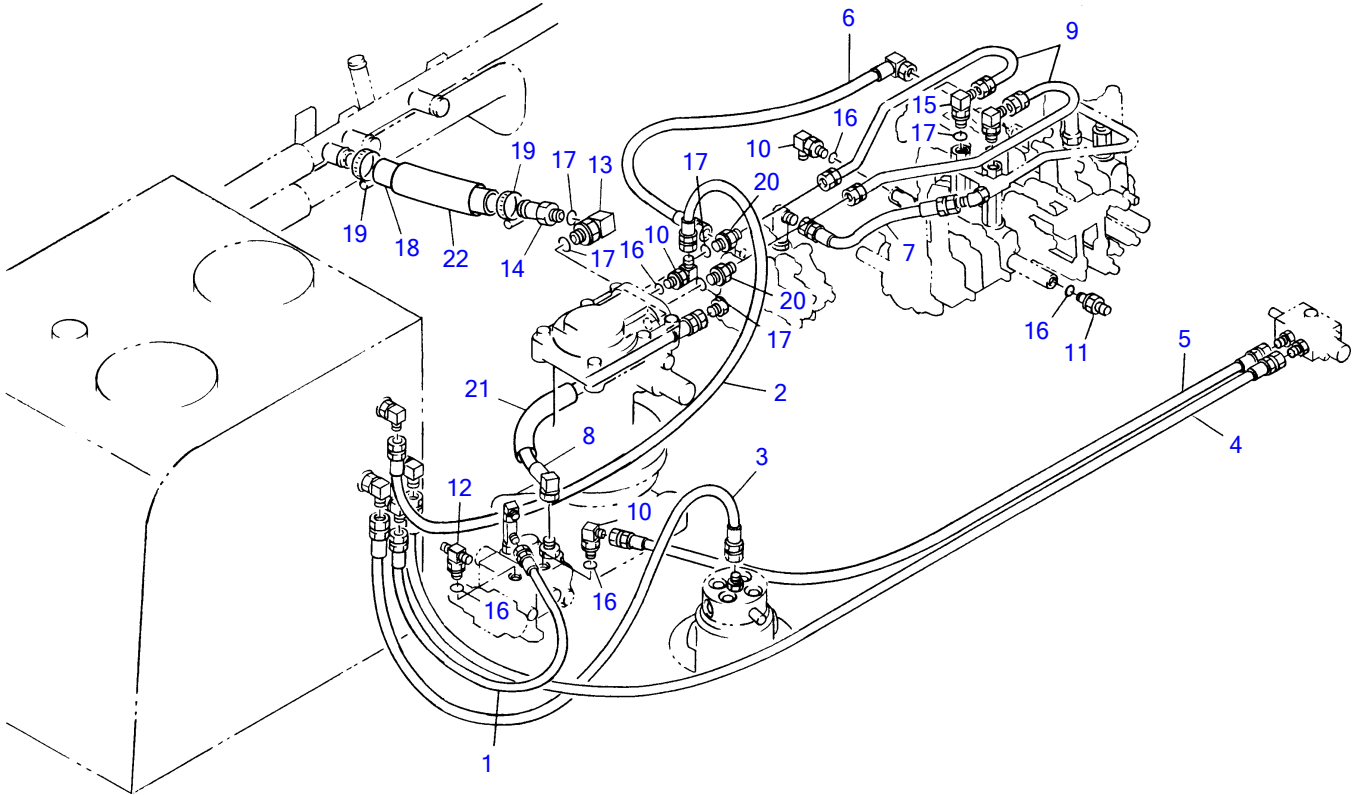
K225a5L



K2-26a-4-D

PIPING; UPPER 2

Item	Part number	Description	Q'ty	Chan.	Serial No.	Serv.	Remarks
1	0397002100	PIPE	1				auxiliary line
2	0397002200	PIPE	1				auxiliary line
3	0007310300	CLAMP ASSY	1				auxiliary line
4	1501750004	PLUG	2				auxiliary line
5	1420010180	O-RING	6				auxiliary line
6	1100040820	BOLT	1				auxiliary line
7	1140010008	WASHER, spring	2				auxiliary line
8	1935212056	HOSE ASSY	1				
9	1935512095	HOSE ASSY	1				
10	1935812208	HOSE ASSY	1				
11	1935212190	HOSE ASSY	1				
12	1938209130	HOSE ASSY	1				
13	1938209130	HOSE ASSY	1				
14	1935809060	HOSE ASSY	1				
15	1935209075	HOSE ASSY	1				
16	1934822090	HOSE ASSY	1				
17	1511050003	ADAPTOR	1				
18	1515600202	ADAPTOR	4				
19	1515010041	ELBOW	2				
20	1515010040	ELBOW	1				
21	1420010180	O-RING	4				
22	1420010140	O-RING	2				
23	1420010110	O-RING	1				
24	0397002500	PIPE	1				auxiliary line
25	0007310101	PLATE	2				
26	0003000075	SPACER	1				auxiliary line
27	1531118004	PROTECTOR	4				auxiliary line
28	0397004100	ROD	1				
29	1515010042	ELBOW	2				auxiliary line
30	0007213011	BUSHING	1				auxiliary line
31	1130040008	NUT	1				auxiliary line
32	1531350080	PROTECTOR	1				sold by the meter
33	1531325085	PROTECTOR	2				sold by the meter
34	1531350035	PROTECTOR	2				sold by the meter
35	0007300001 K226a4L	CLAMP	1		1455248~		auxiliary line

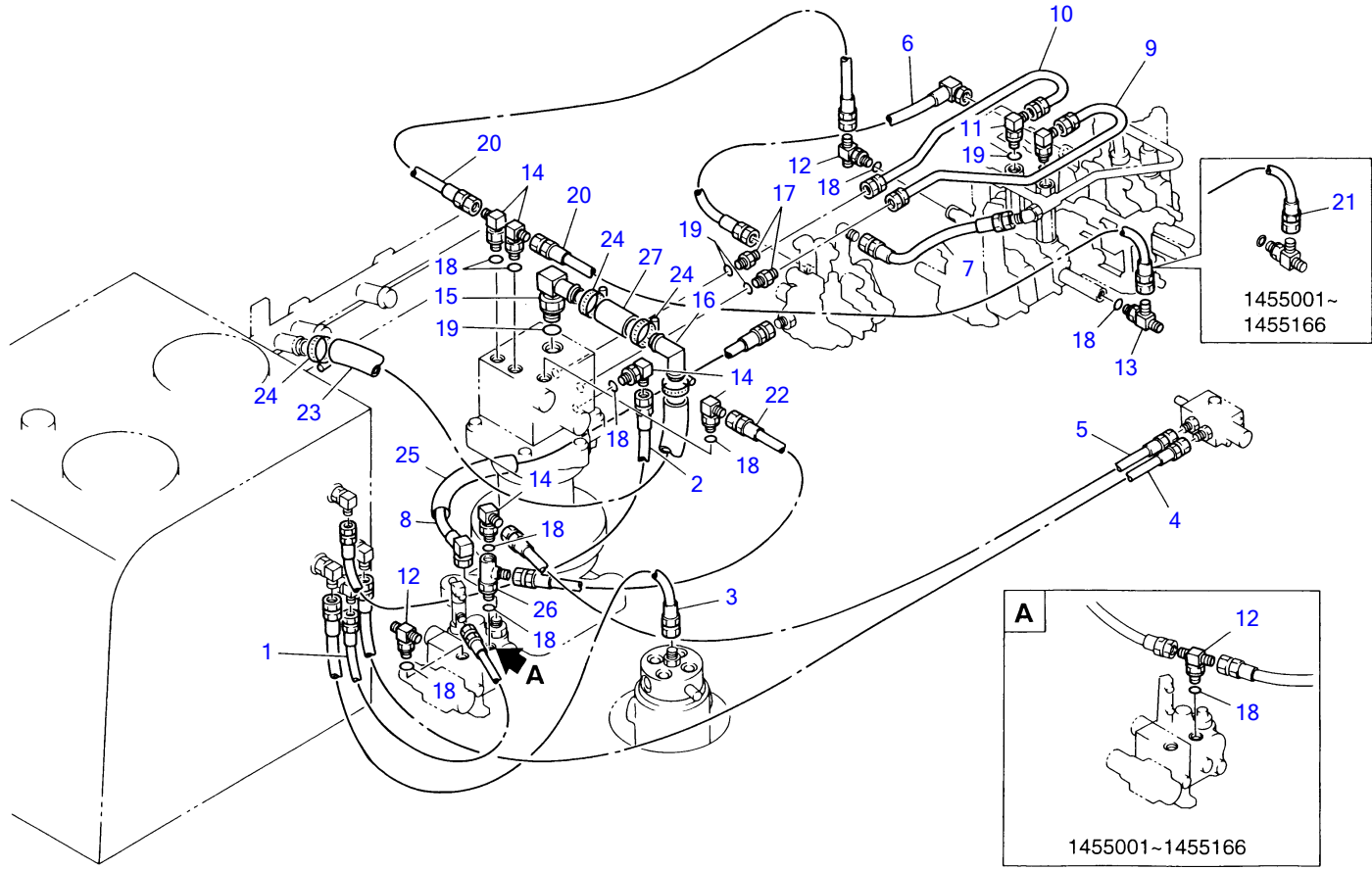


K2-27a-1-D



**PIPING; UPPER 3 (without parking brake)**

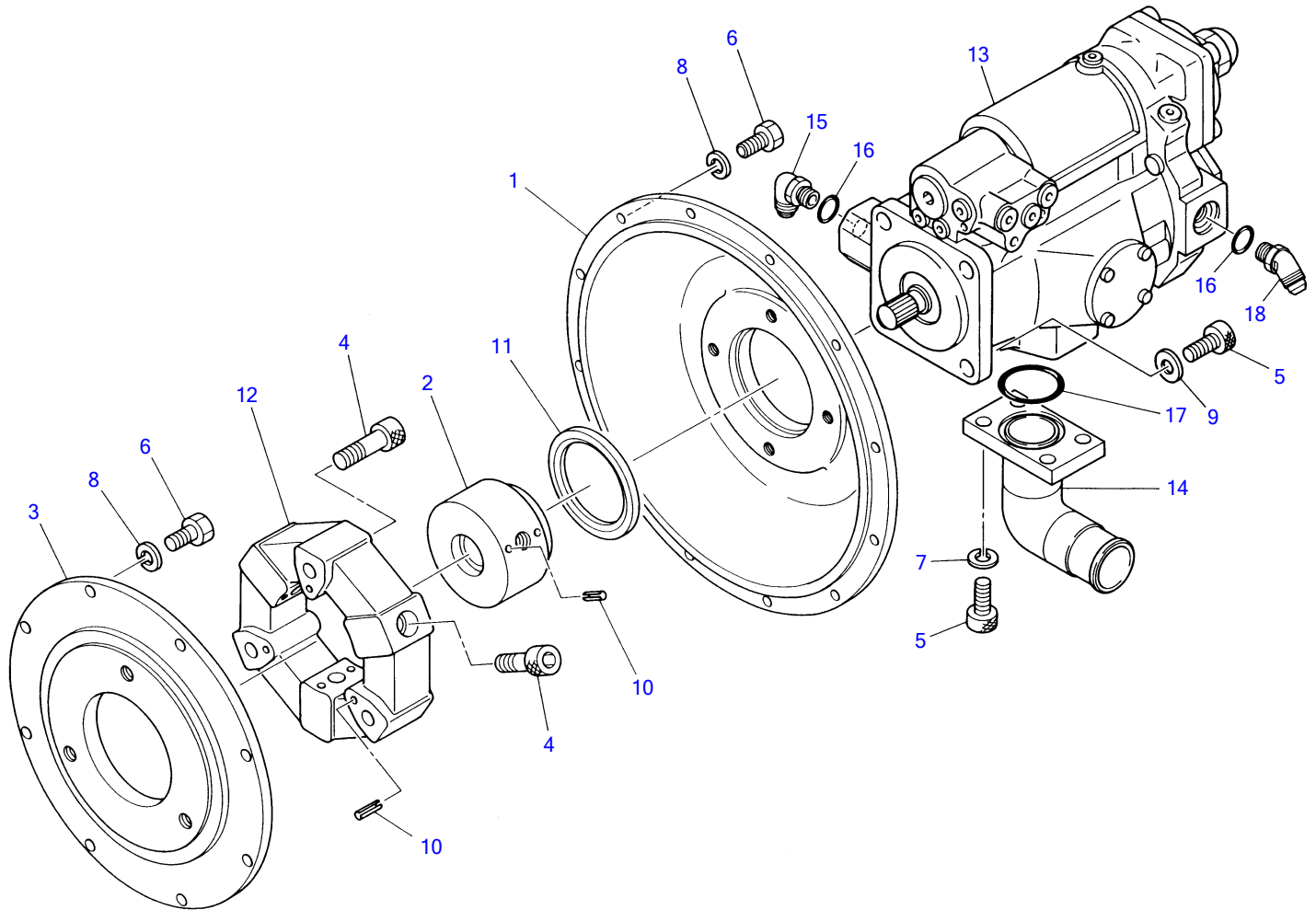
Item	Part number	Description	Q'ty	Chan.	Serial No.	Serv.	Remarks
1	1934822080	HOSE ASSY	1				
2	1934822100	HOSE ASSY	1				
3	1936109080	HOSE ASSY	1				
4	1934822140	HOSE ASSY	1				
5	1934822100	HOSE ASSY	1				
6	1935806053	HOSE ASSY	1				
7	1801520030	HOSE ASSY	1				
8	1935809045	HOSE ASSY	1				
9	0392302200	PIPE	2				
10	1515010040	ELBOW	3				
11	1515600200	ADAPTOR	1				
12	1512370010	TEE	1				
13	1513300016	ELBOW	1				
14	0007224006	ADAPTOR	1				
15	1515010042	ELBOW	2				
16	1420010110	O-RING	5				
17	1420010180	O-RING	6				
18	1530525024	HOSE	1				sold by the meter
19	1533700041	CLAMP	2				
20	1515600202	ADAPTOR	2				
21	1531325015	PROTECTOR	1				sold by the meter
22	1531345010	PROTECTOR	1				sold by the meter
	<b>K227a4L</b>						



K2-27b-1-D

**PIPING; UPPER 3 (with parking brake)**

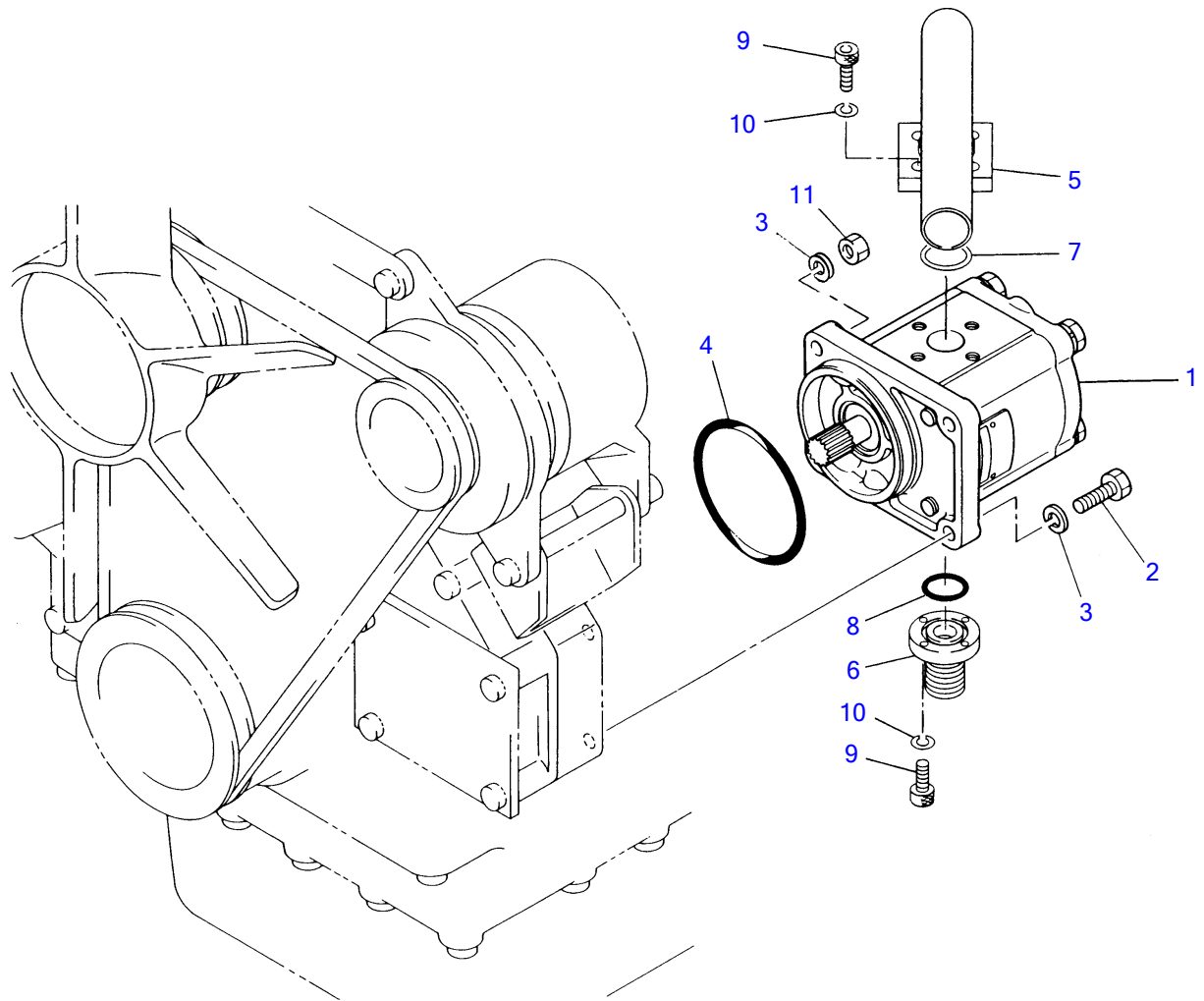
Item	Part number	Description	Q'ty	Chan.	Serial No.	Serv.	Remarks
1	1934822080	HOSE ASSY	1				
2	1934822100	HOSE ASSY	1				
3	1936109080	HOSE ASSY	1				
4	1934822140	HOSE ASSY	1				
5	1934822085	HOSE ASSY	1				
6	1935806053	HOSE ASSY	1				
7	1801520030	HOSE ASSY	1				
8	1935809045	HOSE ASSY	1				
9	0392303200	PIPE	1				
10	0392303300	PIPE	1				
11	1515010042	ELBOW	2				
12	1512370010	TEE	3		1455001~1455166		
	1512370010	TEE	2		1455167~		
13	1512370011	TEE	1				
14	1515010040	ELBOW	4		1455001~1455166		
	1515010040	ELBOW	5		1455167~		
15	1513350006	ELBOW	1				
16	0467000500	ELBOW	1				
17	1515600202	ADAPTOR	2				
18	1420010110	O-RING	7		1455001~1455166		
	1420010110	O-RING	8		1455167~		
19	1420010180	O-RING	5				
20	1934822085	HOSE ASSY	1		1455001~1455166		
	1934822070	HOSE ASSY	2		1455167~		
21	1934822090	HOSE ASSY	1		1455001~1455166		
22	1934822060	HOSE ASSY	1				
23	1530525055	HOSE	1				sold by the meter
24	1533700041	CLAMP	4				
25	1531325015	PROTECTOR	1				sold by the meter
26	1512340001	ELBOW	1		1455167~		
27	1530525008	HOSE	1				sold by the meter
	K227b5L						



K2-28a-0-D

**PUMP DRIVE**

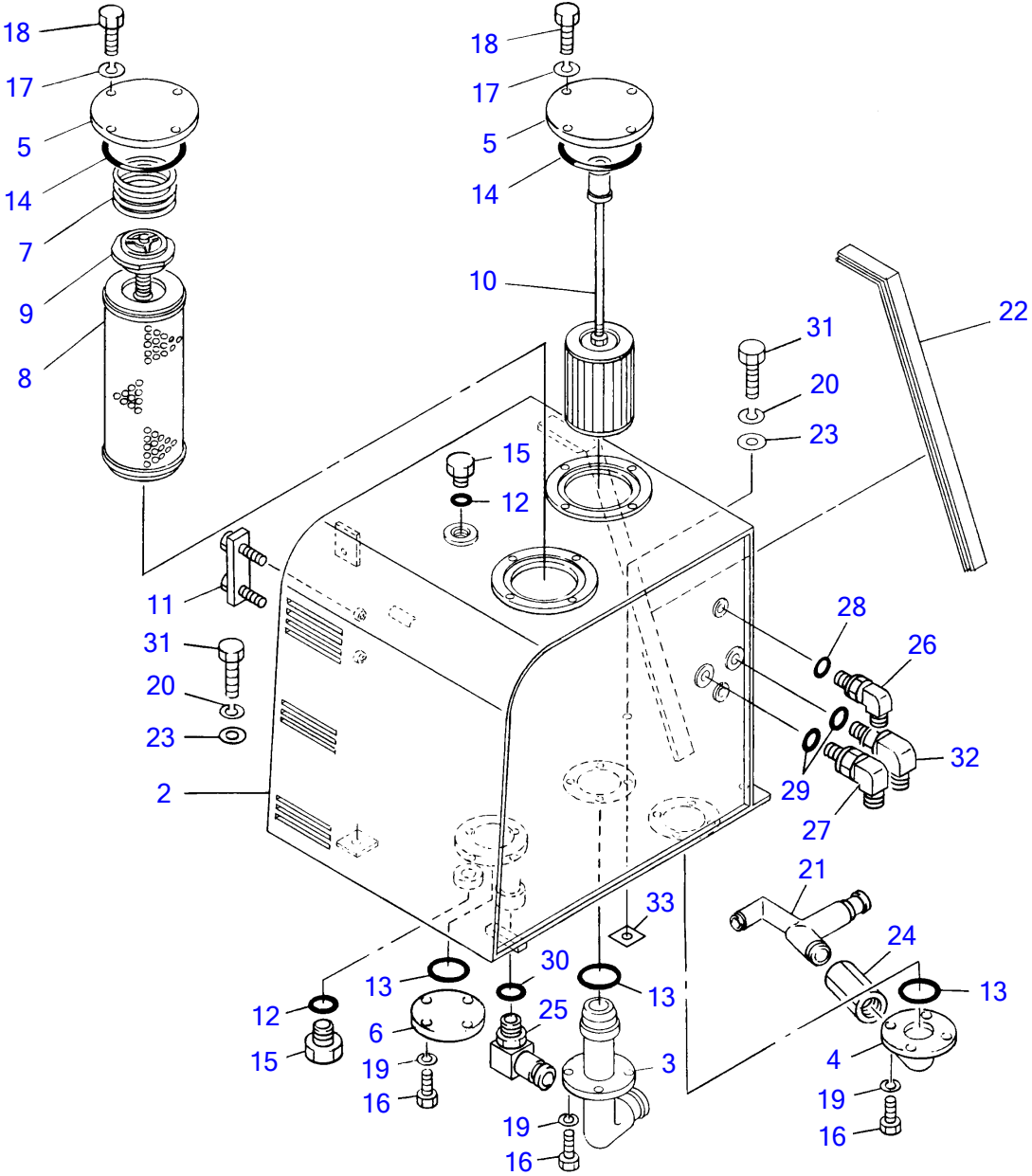
Item	Part number	Description	Q'ty	Chan.	Serial No.	Serv.	Remarks
1	0395201100	HOUSING	1				
2	0465200200	COUPLING	1				
3	0465200300	FLANGE	1				
4	1111041650	SCREW, cap	6				
5	1111041235	SCREW, cap	8				
6	1100041025	BOLT	20				
7	1140020012	WASHER, spring	4				
8	1140020010	WASHER, spring	20				
9	1141550012	WASHER	4				
10	1213000510	PIN, spring	9				
11	1400403739	SEAL, oil	1				
12	1602000300	COUPLING, flex	1				
13	1902010900	PUMP ASSY	1				
14	0395201200	FLANGE	1				
15	1515010042	ELBOW	1				
16	1420010240	O-RING	2				
17	1420010480	O-RING	1				
18	1515100112	ELBOW	1				
	<b>K228a2L</b>						



K2-29a-0-D

**PUMP DRIVE; SUB**

Item	Part number	Description	Q'ty	Chan.	Serial No.	Serv.	Remarks
1	<b>1902010300</b>	PUMP, hydraulic	1				
2	<b>1100040825</b>	BOLT	2				
3	<b>1140020008</b>	WASHER, spring	4				
4	<b>1402500800</b>	O-RING	1				
5	<b>0467002500</b>	FLANGE	1				
6	<b>0395300100</b>	ADAPTOR	1				
7	<b>1420010220</b>	O-RING	1				
8	<b>1420010200</b>	O-RING	1				
9	<b>1110040620</b>	SCREW, cap	8				
10	<b>1140020006</b>	WASHER, spring	8				
11	<b>1130040008</b>	NUT	2				
	<b>K229a1L</b>						

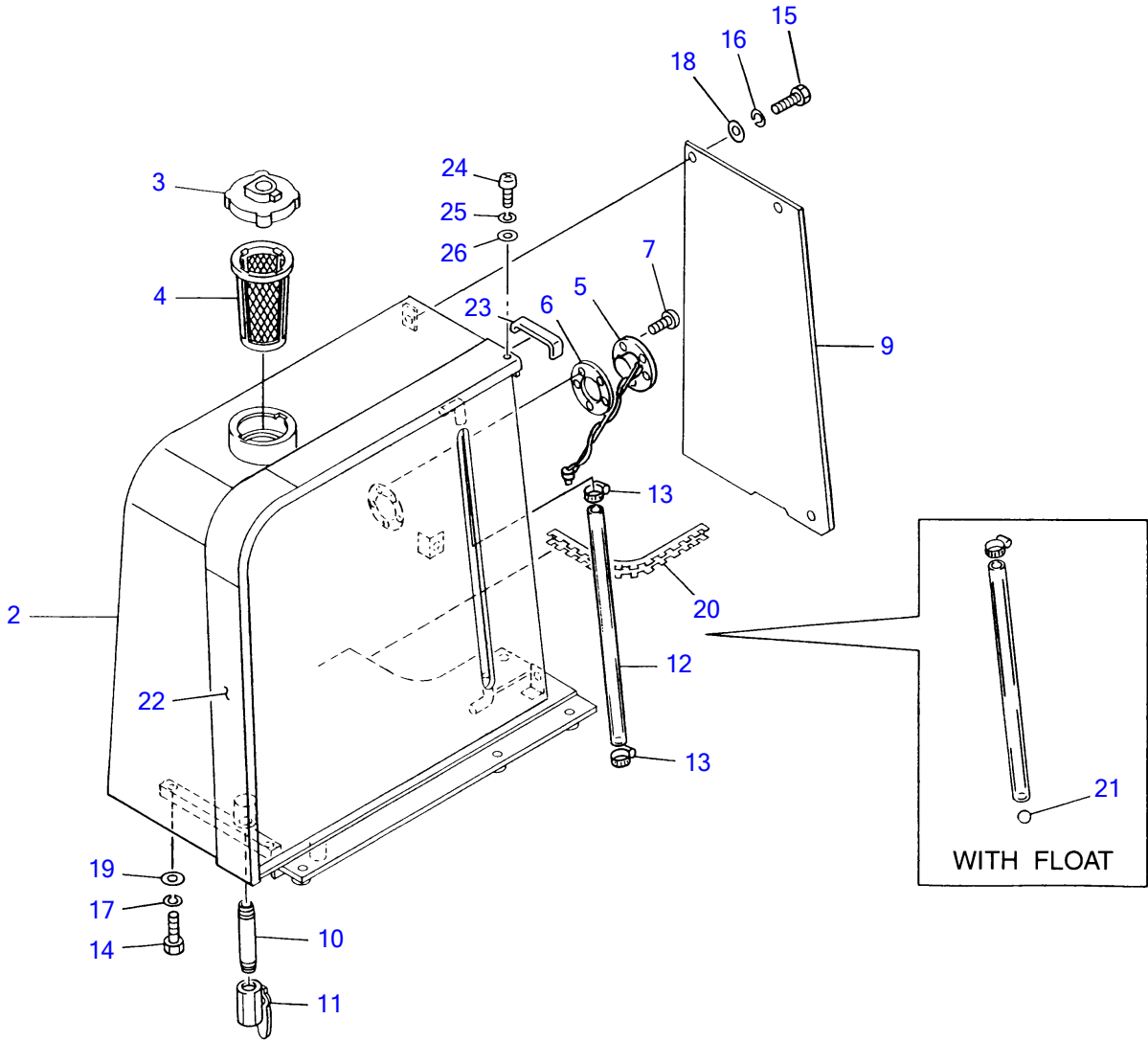


K2-30a-2-D



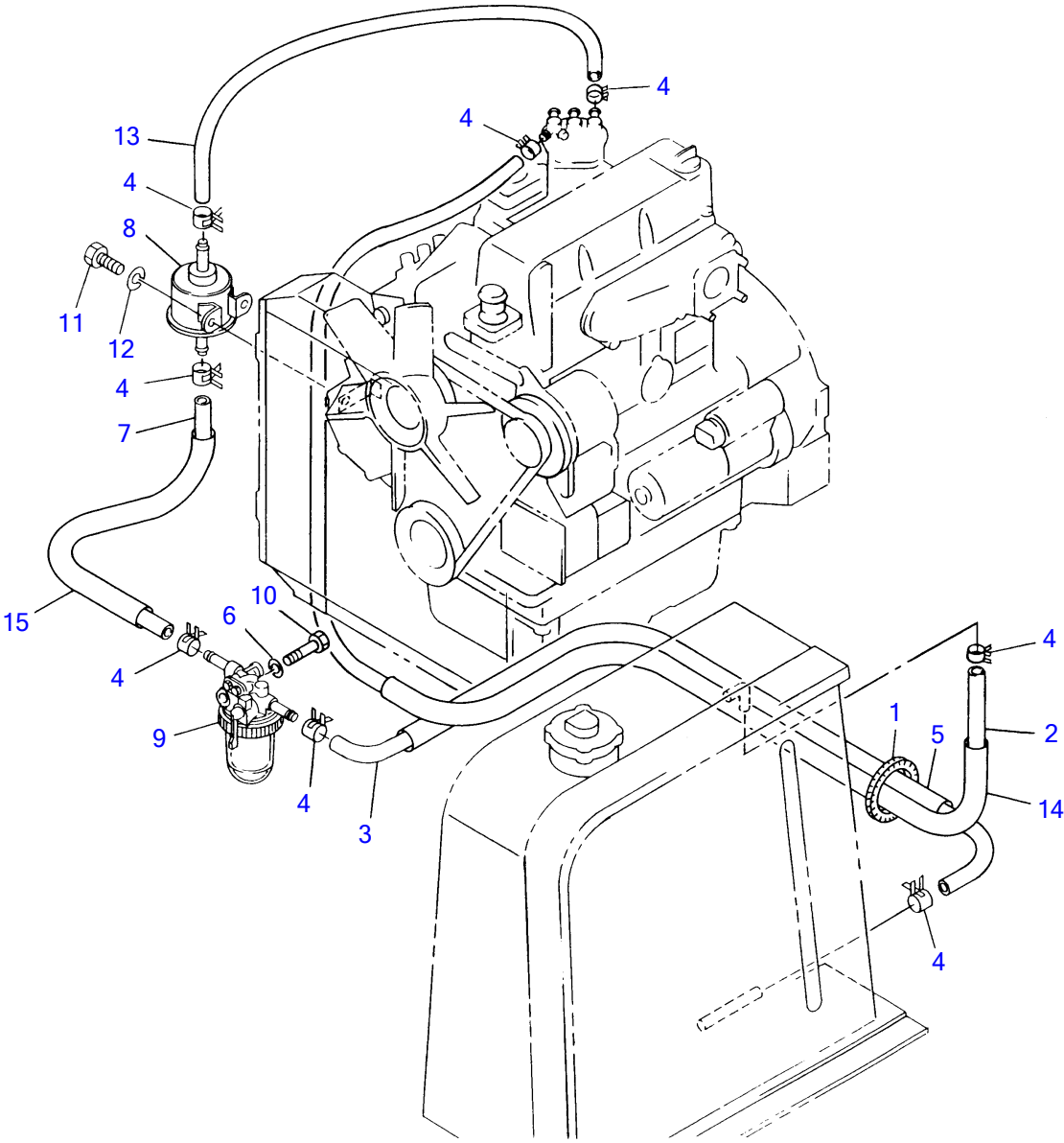
**HYDRAULIC TANK**

Item	Part number	Description	Q'ty	Chan.	Serial No.	Serv.	Remarks
1	0398090000	TANK ASSY, hydraulic	1				
2	0398001100	• TANK	1				
3	0398001200	• FLANGE	1				
4	0398000300	• FLANGE	1				
5	0438000300	• COVER	2				
6	0428001300	• COVER	1				
7	0007000031	• SPRING	1				
8	1551100200	• ELEMENT	1				
9	1551100300	• VALVE ASSY	1				
10	1550212490	• STRAINER	1				
11	1553020685	• GAUGE	1				
12	1420010290	• O-RING	2				
13	1420100850	• O-RING	3				
14	1420101250	• O-RING	2				
15	0007256006	• PLUG	2				
16	1100040814	• BOLT	12				
17	1140020010	• WASHER, spring	8				
18	1100041014	• BOLT	8				
19	1140020008	• WASHER, spring	12				
20	1140020010	WASHER, spring	4				
21	0398001300	PIPE	1				
22	1654520067	TRIM	1				sold by the meter
23	1141550010	WASHER	4				
24	1540102020	VALVE, check	1				
25	1513350005	ADAPTOR	1				
26	1515010040	ELBOW	2				
27	1515010041	ELBOW	1				
28	1420010110	O-RING	2				
29	1420010140	O-RING	2				
30	1420010240	O-RING	1				
31	1100041025	BOLT	4				
32	1515010050	ELBOW	1				
33	0003900025	SHIM	AR				t=1.2mm
	0438211062	SHIM	AR				t=2.0mm
	0438211063	SHIM	AR				t=3.2mm
	K230a4L						



K2-31a-3-D

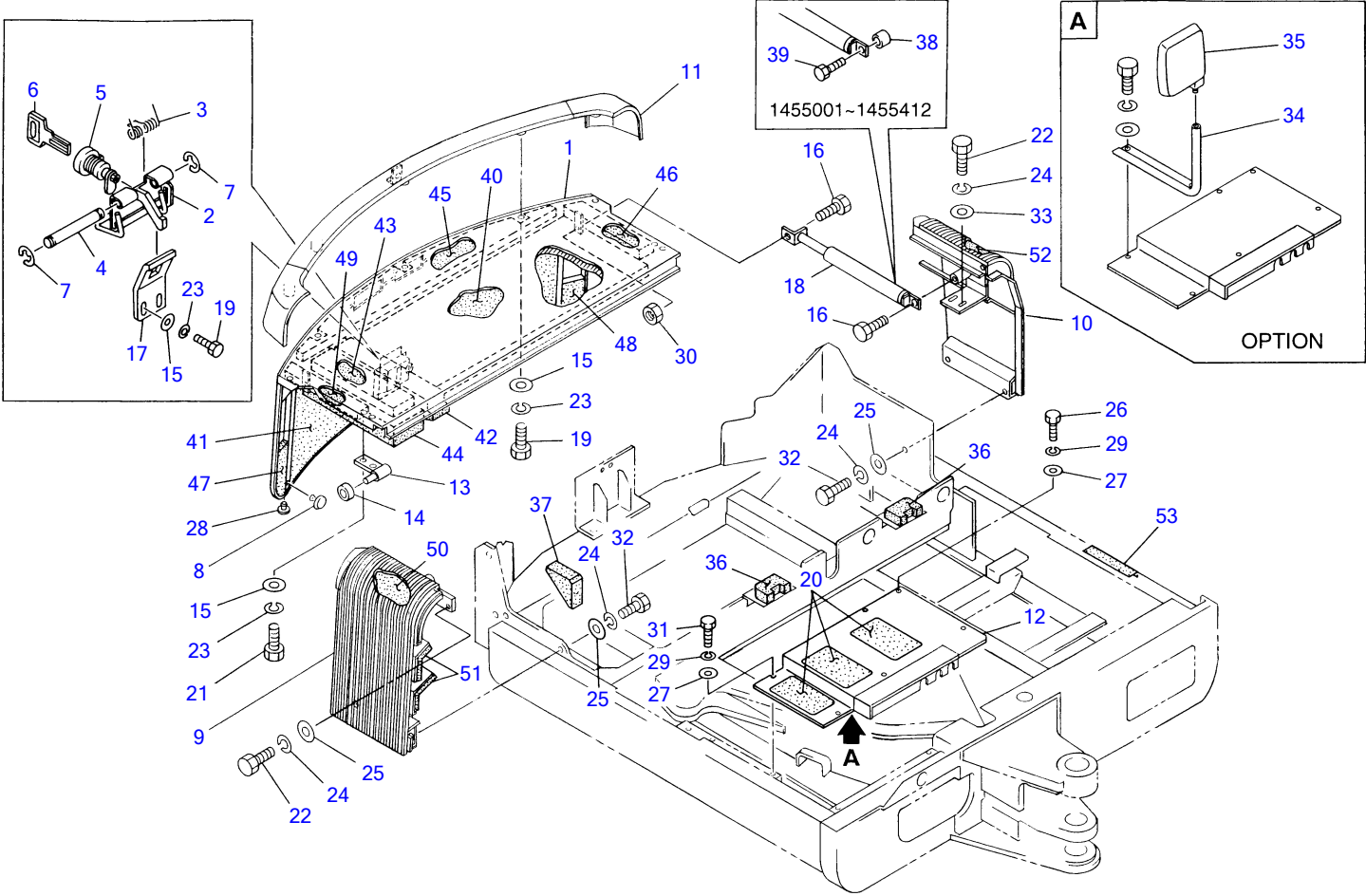
FUEL TANK						
Item	Part number	Description	Q'ty	Chan.	Serial No.	Serv. Remarks
1	0398190000	TANK ASSY, fuel	1			
2	0398101100	• TANK, fuel	1			
3	1552100500	• CAP	1			
4	1552100320	• STRAINER	1			
5	1553201000	• SENDER, fuel	1			
6	1553200800	• PACKING	1			
7	1150110510	• SCREW	5			
8	1140020005	• WASHER, spring	5			
9	0398101400	COVER	1			
10	0009103100	PIPE	1			
11	1521500003	VALVE	1			
12	1531010048	HOSE	1			sold by the meter
13	1533700015	CLAMP	2			
14	1100041025	BOLT	3			
15	1100090612	BOLT	3			
16	1140090006	WASHER, spring	3			
17	1140020010	WASHER, spring	3			
18	1141190006	WASHER	3			
19	1141550010	WASHER	3			
20	1653916021	TRIM	1			sold by the meter
21	1553000001	FLOAT	1			with float
22	0399304200	PROTECTOR	1			for TCM, black
	0398101200	PROTECTOR	1			red
23	0359303900	CAP	1			for TCM, black
	0398101300	CAP	1			red
24	1120590520	SCREW	1			
25	1140090005	WASHER, spring	1			
26	1141190005	WASHER	1			
	K231a4L					



K2-31b-2-D

**FUEL PIPING**

Item	Part number	Description	Q'ty	Chan.	Serial No.	Serv.	Remarks
1	1652606201	BUSHING	1				
2	1531207320	HOSE	1				sold by the meter
3	1531207144	HOSE	1				sold by the meter
4	1533120012	BAND	8				
5	1531115050	PROTECTOR	2				sold by the meter
6	1140020008	WASHER, spring	1				
7	1531207086	HOSE	1				sold by the meter
8	1910047033	PUMP, feed	1				Y 129322-77401
9	1910038633	SEPARATOR	1				Y 121850-55800
10	1100040865	BOLT	1				
11	1100040612	BOLT	2				
12	1140020006	WASHER, spring	2				
13	1531207075	HOSE	1				sold by the meter
14	1531115110	PROTECTOR	1				sold by the meter
15	1531115050	PROTECTOR	1				sold by the meter
	<b>K231b3L</b>						

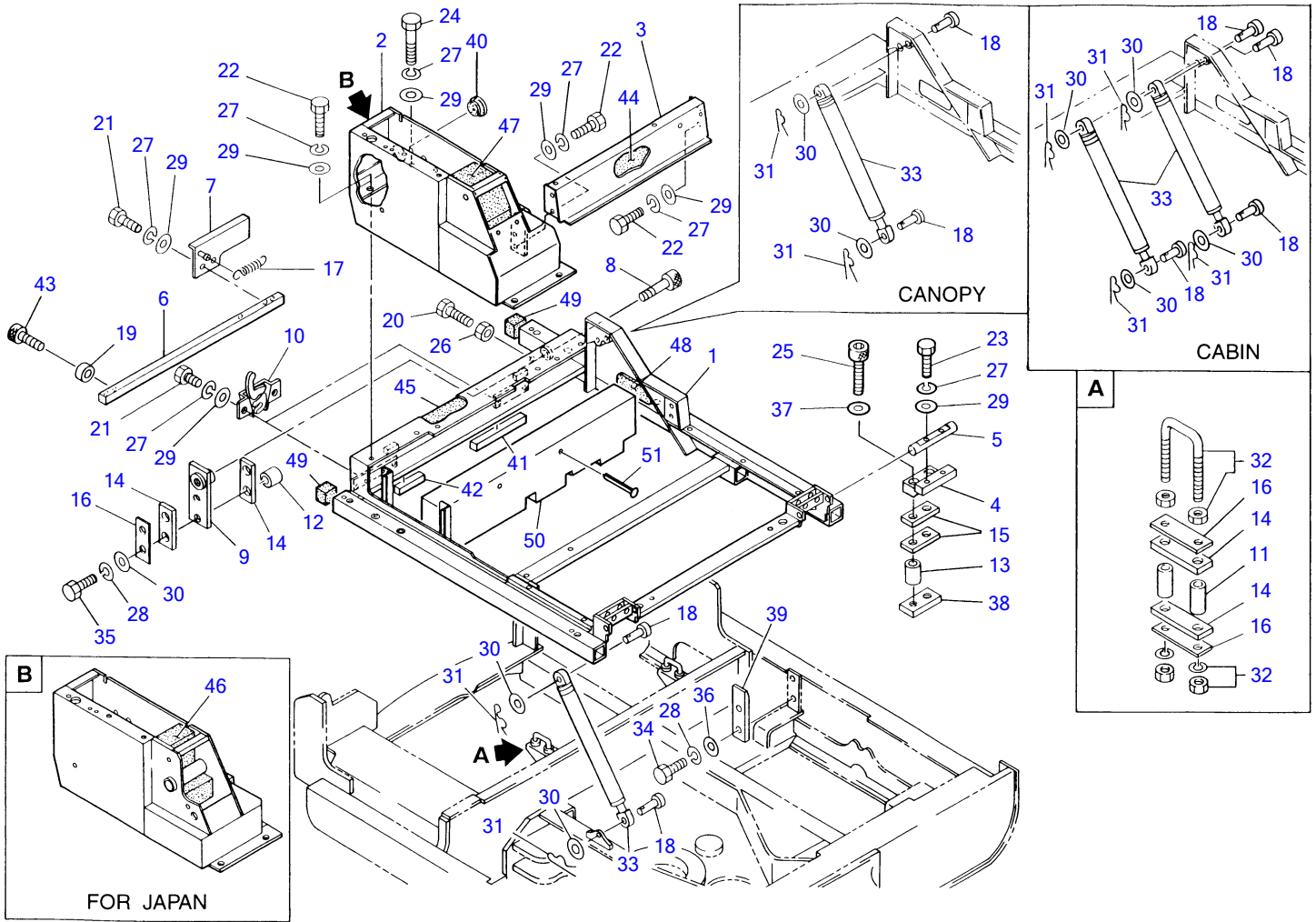


K2-32a-3-D

**COVER 1**

Item	Part number	Description	Q'ty	Chan.	Serial No.	Serv.	Remarks
1	0398201200	COVER	1				
2	0068232600	LOCK ASSY	1		1455001~1455941		
	0398201760	LOCK ASSY	1	(H)	1455942~		
3	0007000060	SPRING	1				
4	0004206111	SHAFT	1				
5	1653601395	LOCK ASSY	1				
6	1700100019	KEY	1				
7	1224010004	E-RING	2				
8	1652505400	RUBBER, cushion	2				
9	0398201310	COVER	1				
10	0398201410	COVER	1				
11	0398200500	PROTECTOR	1				
12	0398202100	PLATE	1				
13	0348200600	PIN	2				
14	0398200800	COLLAR	2				
15	0003608252	WASHER	12				
16	0138255300	BOLT	2		1455001~1455412		
	0138255300	BOLT	4		1455413~		
17	0468203500	BRACKET	1				
18	1653900012	DAMPER	2				
19	1100040816	BOLT	8				
20	0068228700	SEAT	3		1455001~1455901		
	0358202400	SEAT	3	(H)	1455902~		
21	1100040825	BOLT	4				
22	1100041016	BOLT	3				
23	1140020008	WASHER, spring	12				
24	1140020010	WASHER, spring	7				
25	1141550010	WASHER	5				
26	1100091070	BOLT	1				
27	1141190010	WASHER	4				
28	1652515000	RUBBER, cushion	3				
29	1140090010	WASHER, spring	4				
30	1130040008	NUT	2				
31	1100091016	BOLT	3				
32	1100041030	BOLT	4				
33	0003600025	WASHER	2				
34	0398700100	BRACKET	1				option
35	1656500610	MIRROR	1				option
36	0398202500	ABSORBENT	2		1455196~		
37	0398202400	ABSORBENT	1		1455191~		
38	0358202300	COLLAR	2		1455001~1455412		
39	0358202200	BOLT	2		1455001~1455412		
40	0398200102	ABSORBENT	1				
41	0398201103	ABSORBENT	1				
42	0398201104	ABSORBENT	1				
43	0398200105	ABSORBENT	1				
44	0398200106	ABSORBENT	1				
45	0398200107	ABSORBENT	1				
46	0398200108	ABSORBENT	1				
47	0398201109	ABSORBENT	1				
48	0398201110	ABSORBENT	1				
49	0398201712	ABSORBENT	1				
50	0398201321	ABSORBENT	1				
51	0398201322	ABSORBENT	2				
52	0398201323	ABSORBENT	1				
53	0068228700	SEAT	1		1455902~		
		NOTE					
		SUB ASSY, cover					
		(cover+absorbent+decal+lamp)					
		03982-01700 COVER ASSY 1 for					
		item 1					
		SUB ASSY, cover (cover+absorbent)					
		03982-01300 COVER ASSY 1 for					
		item 9					
		03982-01400 COVER ASSY 1 for					
		item 10					

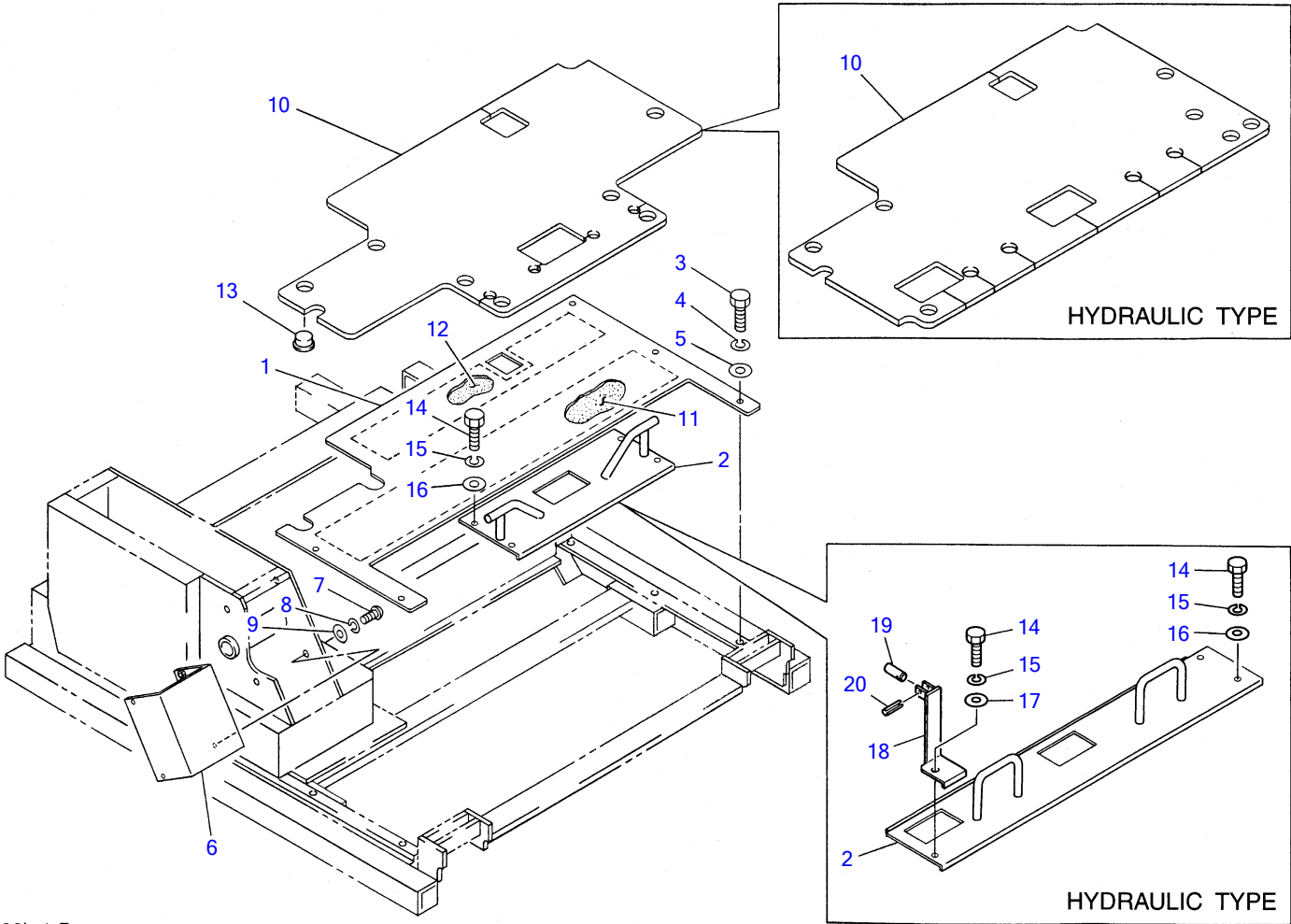
**K232a7L**



K2-33a-0-D



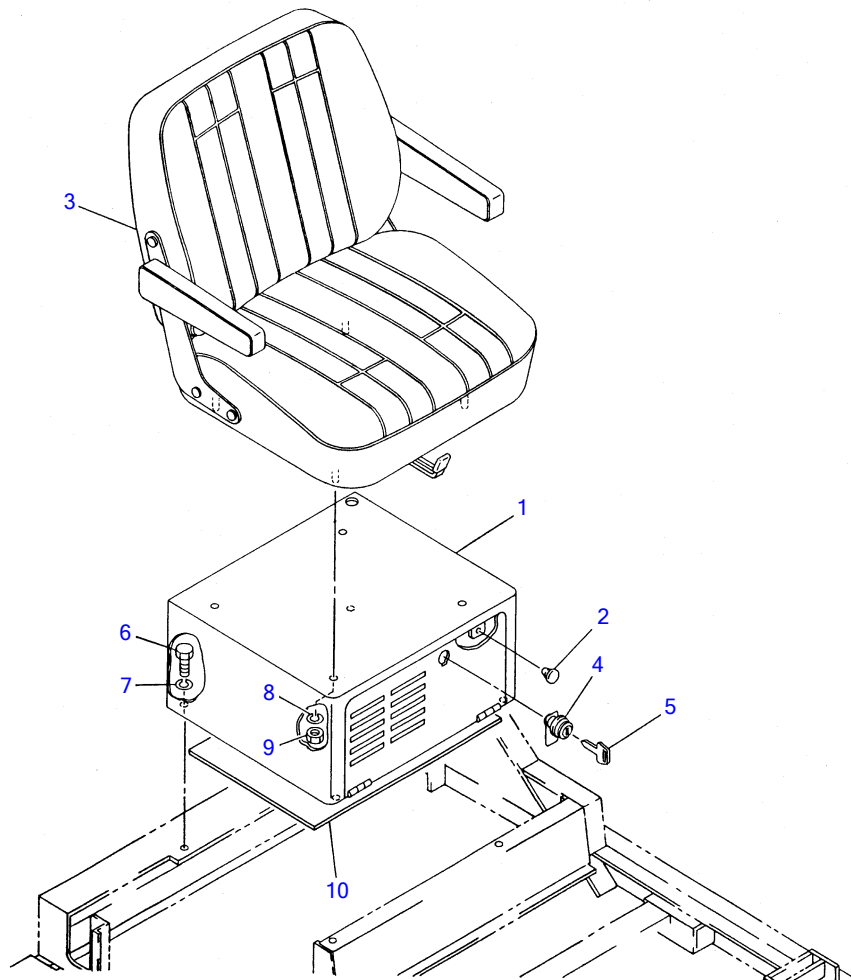
COVER 2						
Item	Part number	Description	Q'ty	Chan.	Serial No.	Serv. Remarks
1	0363510100	FRAM	1		1455001~1455316	
	0363510800	FRAM	1		1455317~	
2	0363510200	BRACKET	1	(L)	1455001~1455478	for Japan
	0393506100	BRACKET	1	(H)	1455479~	for Japan
	0363511200	BRACKET	1	(L)	1455001~1455478	
	0393507100	BRACKET	1	(H)	1455479~	
3	0363510300	STAY	1			
4	0343500400	HINGE	2			
5	0343500500	SHAFT	2			
6	0343500600	ROD	1			
7	0343500700	ANGLE	1			
8	0343500800	SCREW, cap	1			
9	0343500900	PLATE	1			
10	0188616500	LOCK ASSY	2			
11	0343501100	SPACER	4			
12	0343501200	SPACER	2			
13	0343501300	SPACER	4			
14	0343501400	CUSHION	6			
15	0343501500	CUSHION	4			
16	0343501600	PLATE	5			
17	0007000029	SPRING	1			
18	0343503200	PIN	4			
	0343503200	PIN	6			canopy
19	0393501000	COLLAR	2			cab
20	1100040625	BOLT	1			
21	1100040816	BOLT	6			
22	1100040825	BOLT	7			
23	1100040830	BOLT	4			
24	1100040880	BOLT	1			
25	1111041255	SCREW, cap	4			
26	1130040006	NUT	1			
27	1140020008	WASHER, spring	20			
28	1140020010	WASHER, spring	4			
29	1141110008	WASHER	20			
30	1141110010	WASHER	6			canopy
	1141110010	WASHER	8			cab
31	1214000008	PIN, snap	4			canopy
	1214000008	PIN, snap	6			cab
32	1653611311	HOOK	2			
33	1653900013	DAMPER	2			canopy
	1653900013	DAMPER	3			cab
34	1100041030	BOLT	4			
35	1100041040	BOLT	2			
36	1141550010	WASHER	4			
37	1141550012	WASHER	4			
38	0343501700	PLATE	2			
39	0343501900	STOPPER	2			
40	1652003202	GROMMET	1			
41	1654309046	SPONGE	1			
42	1654309019	SPONGE	1			
43	1111040820	SCREW, cap	2			
44	0363510400	ABSORBENT	1			
45	0363510500	ABSORBENT	1			
46	0363510600	ABSORBENT	1			for Japane
47	0363511300	ABSORBENT	1			
48	0363510700	ABSORBENT	1			
49	0363511500	ABSORBENT	2		1455196~	
50	0393506200	ABSORBENT	1		1455536~	
51	0393506300	PIN	3		1455536~	
	K233a0L					



F3-33b-1-D

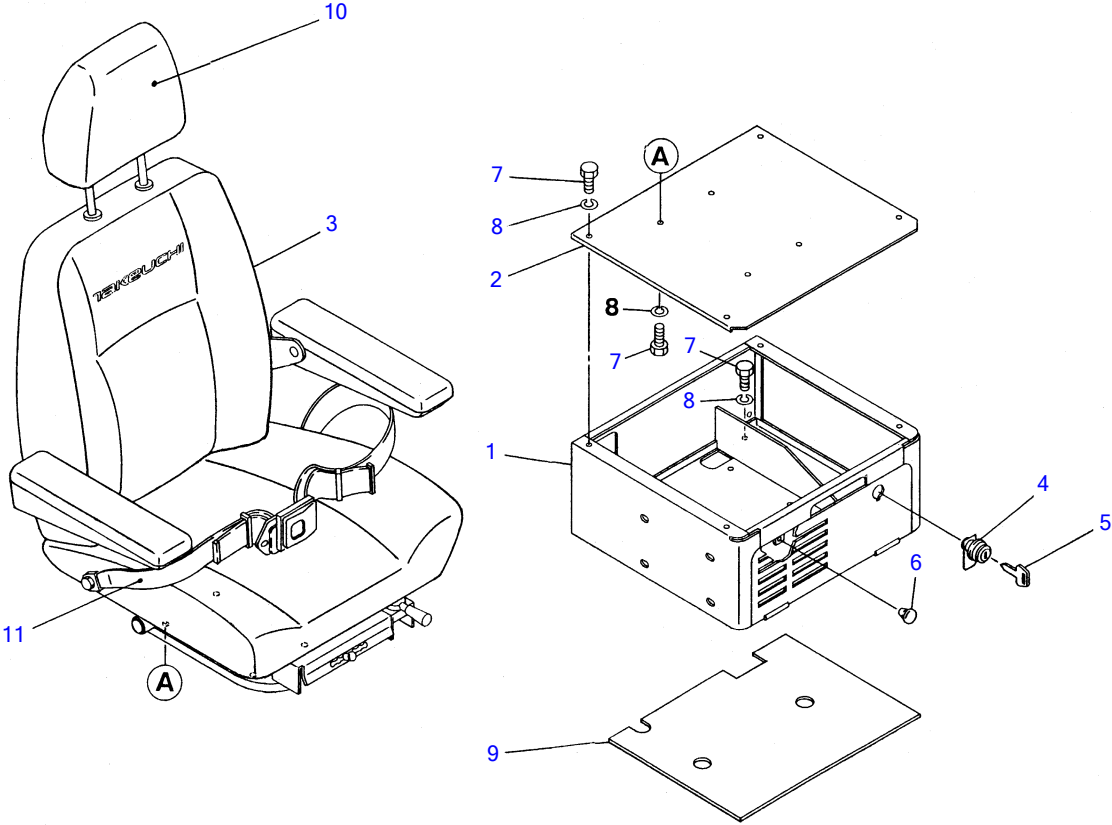
## COVER 3

Item	Part number	Description	Q'ty	Chan.	Serial No.	Serv.	Remarks
1	0368213100	PLATE	1				
2	0368214100	PLATE	1				link pattern
	0368213200	PLATE	1				hydraulic pattern
3	1100090816	BOLT	4				link pattern
	1100090816	BOLT	3				hydraulic pattern
4	1140090008	WASHER, spring	4				link pattern
	1140090008	WASHER, spring	3				hydraulic pattern
5	1141190008	WASHER	4				link pattern
	1141190008	WASHER	3				hydraulic pattern
6	0358205300	COVER	1				link pattern
7	1120590515	SCREW	4				link pattern
8	1140090005	WASHER, spring	4				link pattern
9	1141190005	WASHER	4				link pattern
10	0368214200	MAT, floor	1				link pattern
	0368213300	MAT, floor	1				hydraulic pattern
11	0368214400	ABSORBENT	1				
12	0368214300	ABSORBENT	1				
13	0368213400	CAP	7				old type
	1652533008	CAP	7	(H)			new type
14	1100040816	BOLT	5				
15	1140020008	WASHER, spring	5				
16	1141110008	WASHER	5				link pattern
	1141110008	WASHER	4				hydraulic pattern
17	0003608252	WASHER	1		1455075~		hydraulic pattern
18	0368213500	BRACKET	1		1455075~		hydraulic pattern
19	0368213600	PIN	1		1455075~		hydraulic pattern
20	1213010322	PIN, spring	1		1455075~		hydraulic pattern
	F333b2L						



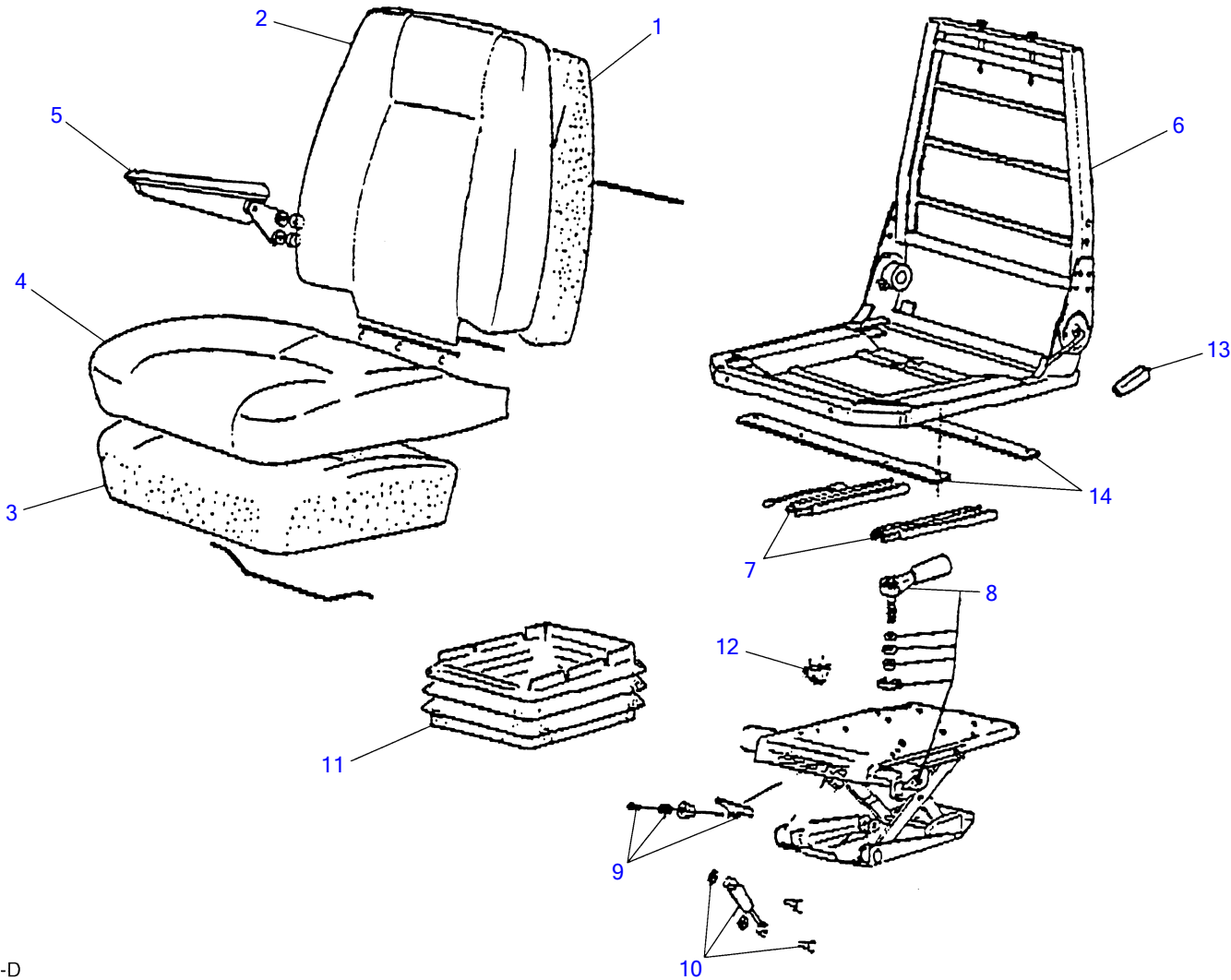
F3-34b-0-D

Item	Part number	Description	SEAT (for Japan)				Remarks
			Q'ty	Chan.	Serial No.	Serv.	
1	<b>0363410100</b>	BOX	1				
2	<b>1652515000</b>	RUBBER, cushion	2				
3	<b>1914100030</b>	SEAT	1				
4	<b>1653601395</b>	LOCK ASSY	1				
5	<b>1700100019</b>	KEY	1				
6	<b>1100040820</b>	BOLT	4				
7	<b>1140020008</b>	WASHER, spring	4				
8	<b>1140020010</b>	WASHER, spring	4				
9	<b>1130540010</b>	NUT	4				
10	<b>0363410200</b>	ABSORBENT	1				
	<b>F334b2L</b>						



F3-34c-0-D

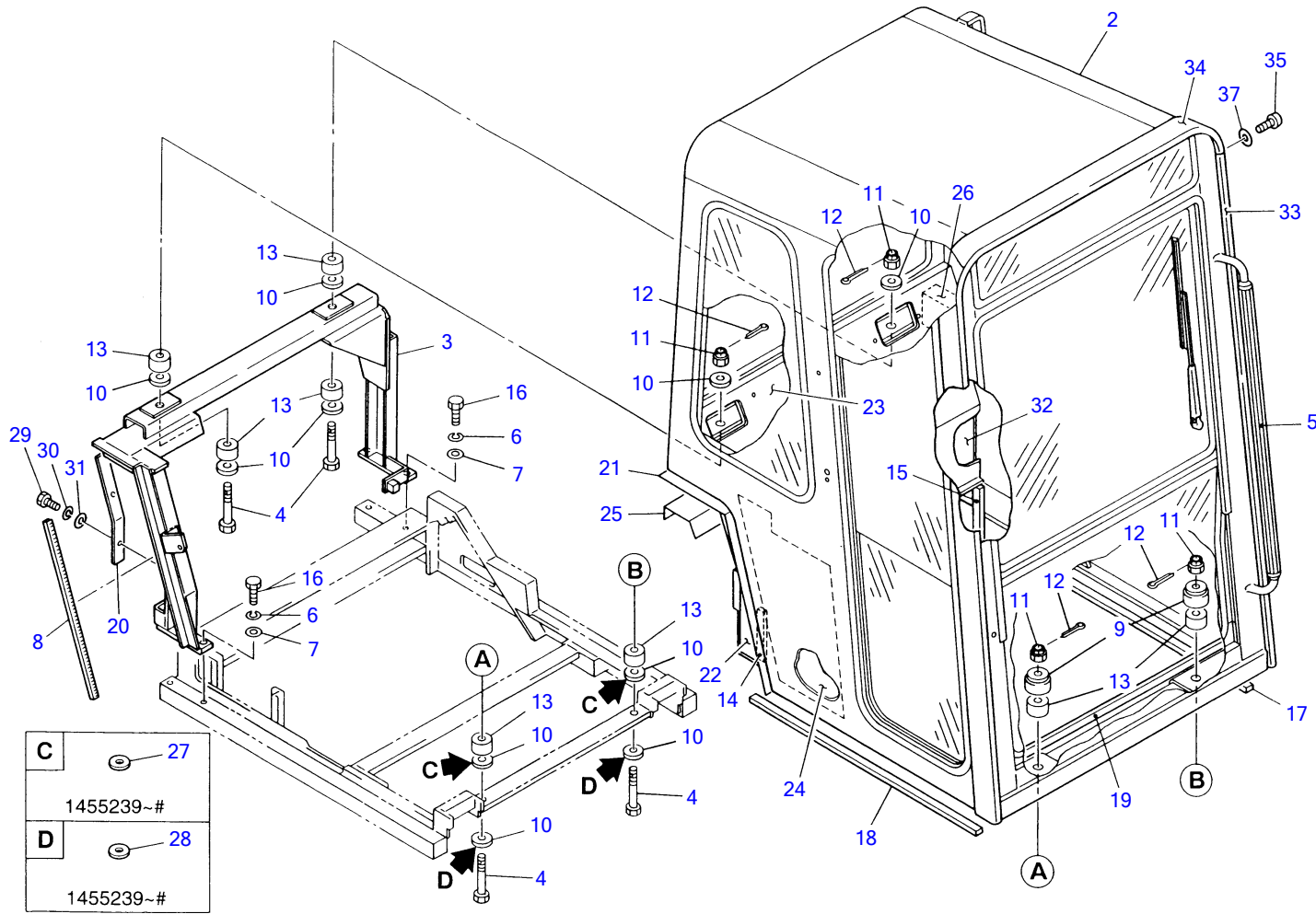
SEAT (1/2)							
Item	Part number	Description	Q'ty	Chan.	Serial No.	Serv.	Remarks
1	0363412100	BOX	1				
2	0363412200	COVER	1				
3	1914100040	SEAT ASSY	1				fabric
	1914100041	SEAT ASSY	1				leather
4	1653601395	LOCK ASSY	1				
5	1700100019	KEY	1				
6	1652515000	RUBBER, cushion	2				
7	1100040820	BOLT	12				
8	1140020008	WASHER, spring	12				
9	0363412300	ABSORBENT	1				
10	1914100043	REST, head	1				fabric
	1914100042	REST, head	1				leather
11	1914100003	BELT ASSY, seat	1	(L)	1455001~1455289		option
	1914100048	BELT ASSY, seat	1	(H)	1455290~		option
	F334c2L						



F3-34d-0-D

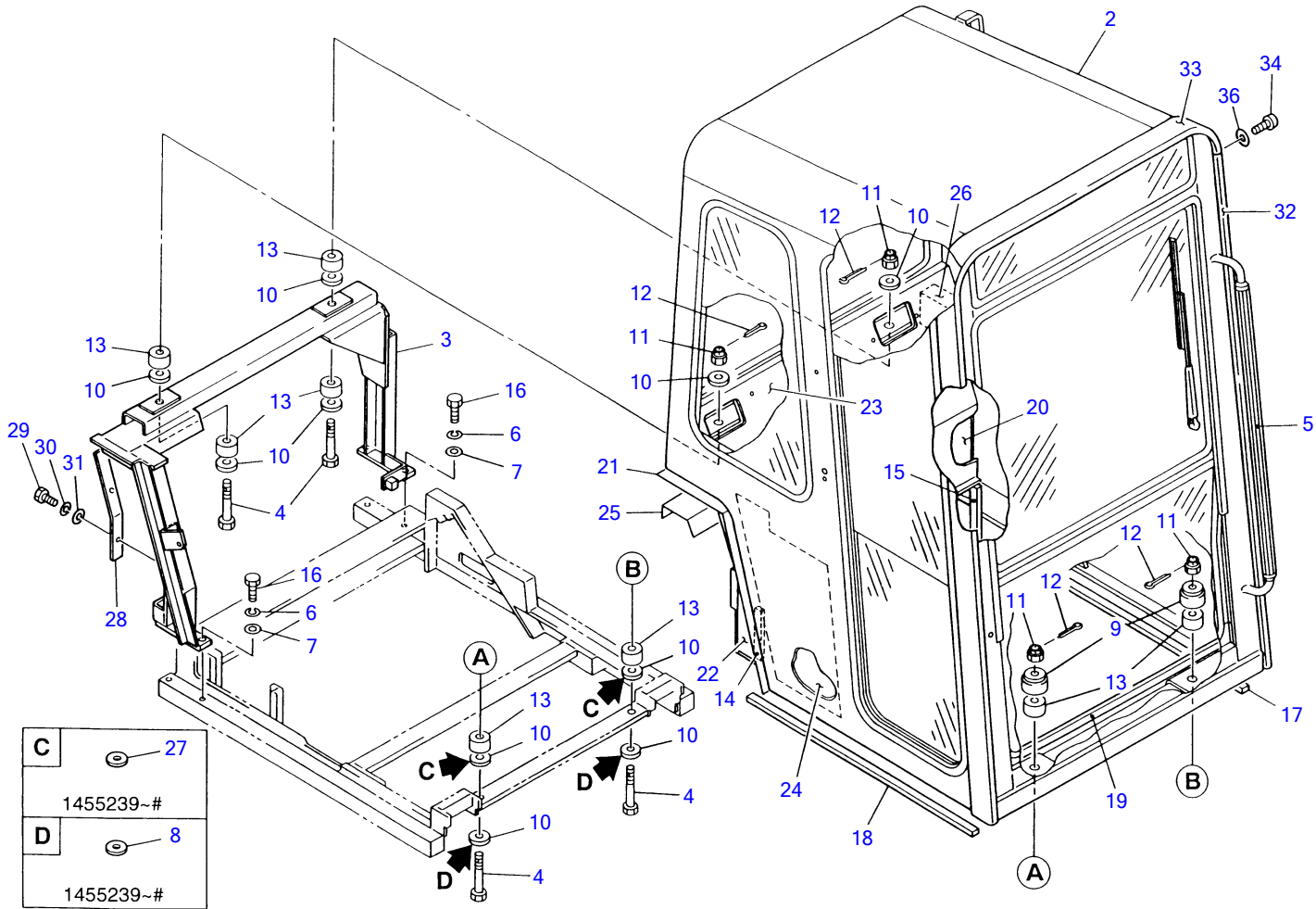


SEAT (2/2)							
Item	Part number	Description	Q'ty	Chan.	Serial No.	Serv.	Remarks
0	1914100040	SEAT ASSY	1				fabric
	1914100041	SEAT ASSY	1				leather
1	1914102040	▪ FORM, back	1				
2	1914103040	▪ COVER, back	1				fabric
	1914103041	▪ COVER, back	1				leather
3	1914104040	▪ FORM, seat	1				
4	1914105040	▪ COVER, seat	1				fabric
	1914105041	▪ COVER, seat	1				leather
5	1914106040	▪ REST, arm	1				
6	1914108040	▪ FRAM	1				
7	1914109040	▪ ADJUSTER, FORE/AFT	1				
8	1914111040	▪ ADJUSTER, weight	1				
9	1914112040	▪ ADJUSTER, hight	1				
10	1914113040	▪ DUMPER	1				
11	1914114040	▪ COVER, suspension	1				
12	1914115040	▪ STOP, bump	1				
13	1914116040	▪ HANDLE	1				
14	1914117040	▪ STRAP, cross	1				
	F334d0L						



k2-35a-4-D

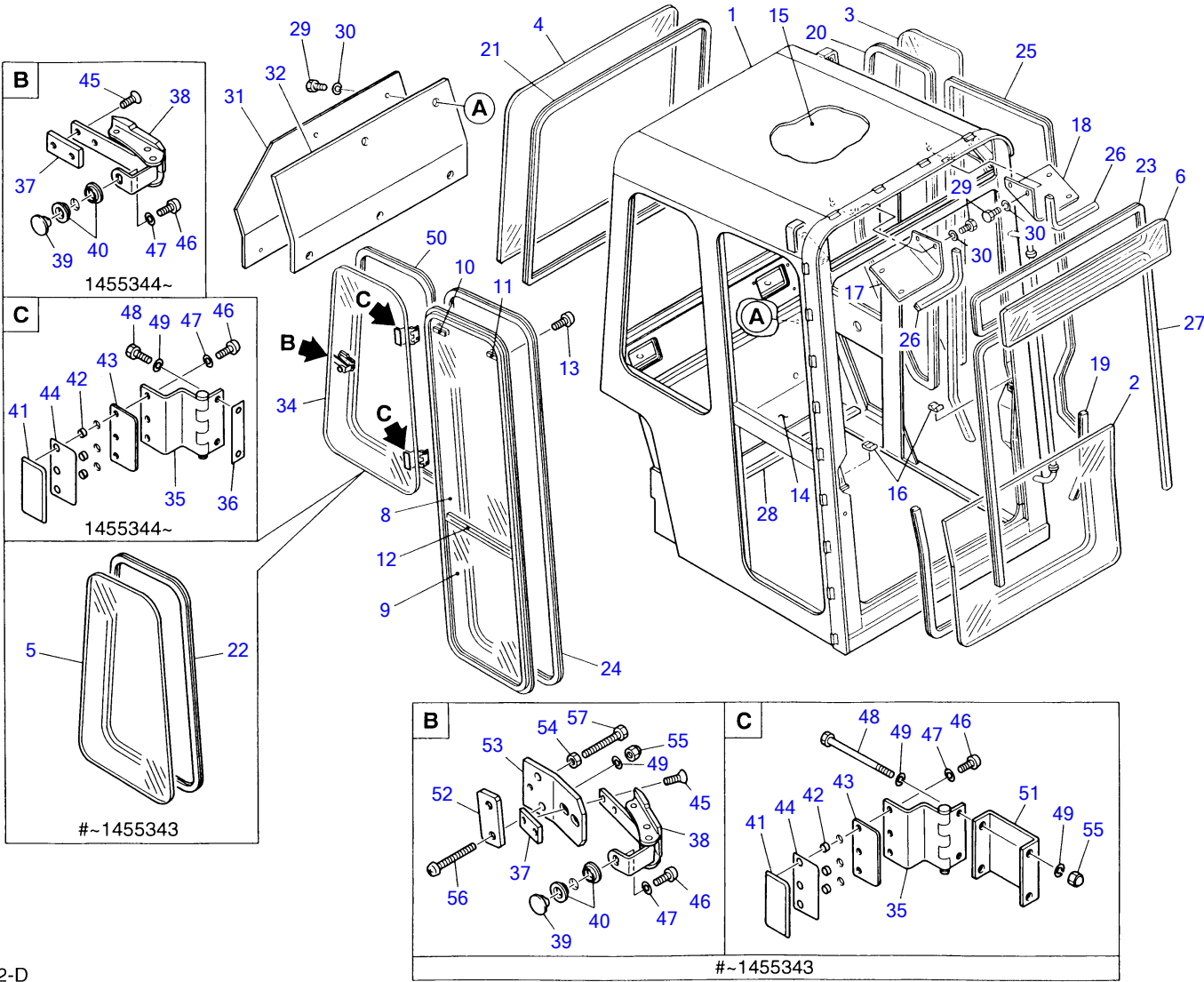
CAB 1							
Item	Part number	Description	Q'ty	Chan.	Serial No.	Serv.	Remarks
1	0398607000	CAB ASSY	1		1455001~1455167		H=1670mm
	0398617000	CAB ASSY	1	(H)	1455168~		H=1620mm
2	0398607100	• CAB	1		1455001~1455167		H=1670mm
	0398617100	• CAB	1	(H)	1455168~		H=1620mm
3	0398608400	• BRACKET	1				
4	0398602200	• BOLT	4				
5	0398608500	• GRIP	1				
6	1140020010	• WASHER, spring	6				
7	1141550010	• WASHER	6				
8	1654520067	• TRIM	1		1455001~#		sold by the meter
9	0278609000	• STOPPER	2				
10	0003000010	• WASHER	10		1455001~1455238		
	0003000010	• WASHER	6		0155239~#		
	0003000010	• WASHER	10		#~		
11	1132030016	• NUT	4				
12	1210010430	• PIN	4				
13	1651005030	• RUBBER, cushion	8				
14	1654303010	• SPONGE	1				sold by the meter
15	1654304010	• SPONGE	1				sold by the meter
16	1100041030	• BOLT	6				
17	1654303103	• SPONGE	1				sold by the meter
18	1654303084	• SPONGE	1				sold by the meter
19	1654303088	• SPONGE	1				sold by the meter
20	0398614900	• RUBBER	1		1455001~1455195		
	0398616300	• RUBBER	1		1455196~		
21	0398614400	• INSULATION	1				
22	0398614500	• INSULATION	1				
23	0398609000	• INSULATION	1				
24	0398609100	• INSULATION	1				
25	0398609300	• INSULATION	1				
26	0398609200	• SPONGE	1				
27	0003600092	• WASHER	2		1455239~#		
28	0003600062	• WASHER	2		1455239~#		
29	1100040820	• BOLT	2		1455196~		
30	1140020008	• WASHER, spring	2		1455196~		
31	1141110008	• WASHER	2		1455196~		
32	0398617300	• INSULATION	1		1455344~		
33	0399310200	PROTECTOR	1				for TCM, black
	0398608700	PROTECTOR	1		1455001~1455167		red
	0399309200	PROTECTOR	1		1455168~		red
34	0399310100	PROTECTOR	1				for TCM, black
	0398608600	PROTECTOR	1		1455001~1455167		red
	0399309100	PROTECTOR	1		1455168~		red
35	1120590516	SCREW	4				
37	1141190005	WASHER	4				
	K235a5L						



k2-35b-2-D

**CAB 1 (ROPS & FOPS)**

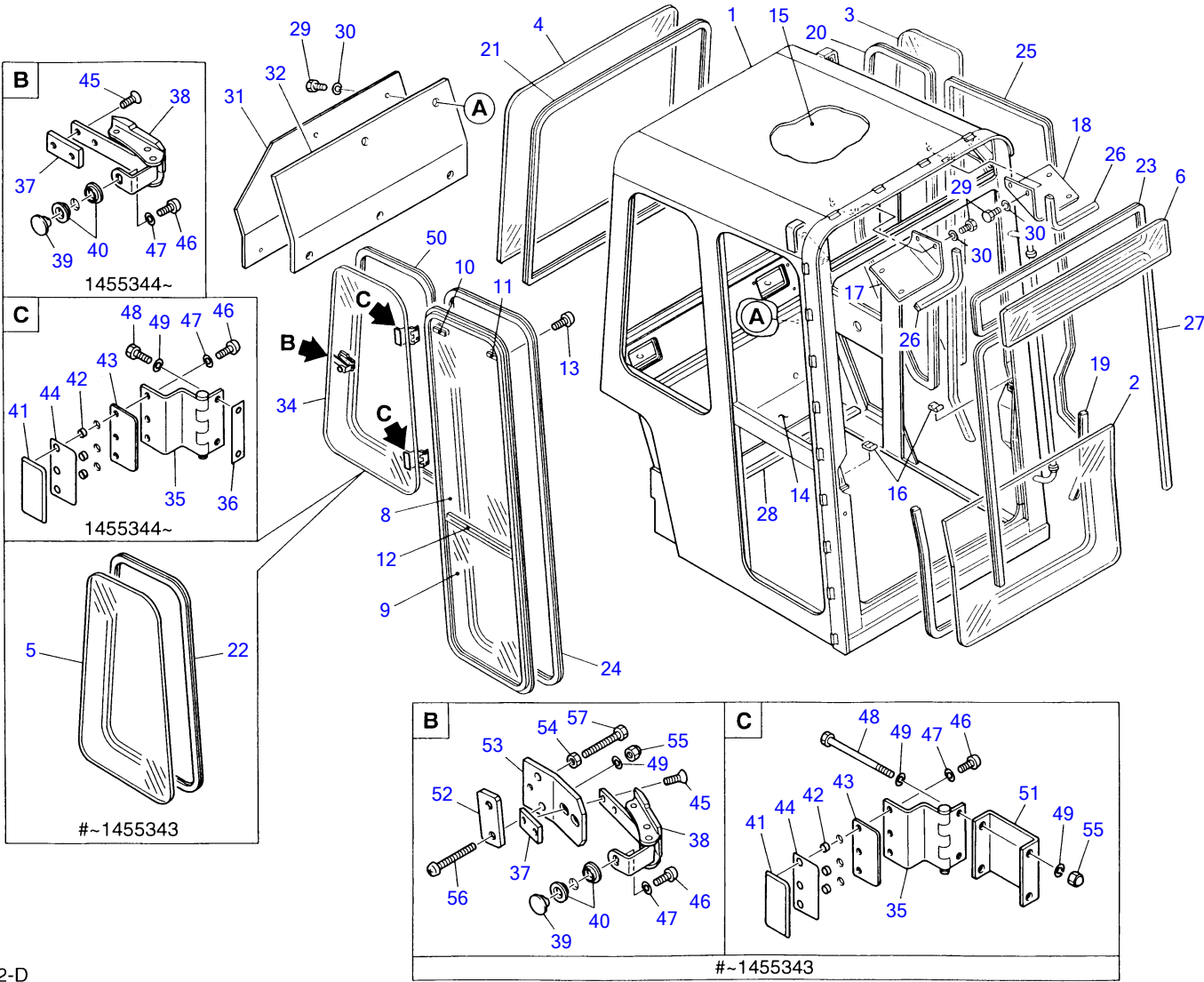
Item	Part number	Description	Q'ty	Chan.	Serial No.	Serv.	Remarks
1	0398613000	CAB ASSY	1				
2	0398613100	▪ CAB	1				
3	0398608400	▪ BRACKET	1				
4	0398602200	▪ BOLT	4				
5	0398608500	▪ GRIP	1				
6	1140020010	▪ WASHER, spring	6				
7	1141550010	▪ WASHER	6				
8	0003600062	▪ WASHER	2		1455239~#		
9	0278609000	▪ STOPPER	2				
10	0003000010	▪ WASHER	6		1455239~#		
	0003000010	▪ WASHER	10		#~		
11	1132030016	▪ NUT	4				
12	1210010430	▪ PIN	4				
13	1651005030	▪ RUBBER, cushion	8				
14	1654303010	▪ SPONGE	1				sold by the meter
15	1654304010	▪ SPONGE	1				sold by the meter
16	1100041030	▪ BOLT	6				
17	1654303103	▪ SPONGE	1				sold by the meter
18	1654303084	▪ SPONGE	1				sold by the meter
19	1654303088	▪ SPONGE	1				sold by the meter
20	0398617300	▪ ABSORBENT	1				
21	1654314400	▪ INSULATION	1				sold by the meter
22	1654314500	▪ INSULATION	1				sold by the meter
23	1654314600	▪ INSULATION	1				sold by the meter
24	1654314700	▪ INSULATION	1				sold by the meter
25	1654314800	▪ INSULATION	1				sold by the meter
26	1654309200	▪ SPONGE	1				sold by the meter
27	0003600092	▪ WASHER	2		1455239~#		
28	0398616300	▪ RUBBER	1				
29	1100040820	▪ BOLT	2				
30	1140020008	▪ WASHER, spring	2				
31	1141110008	▪ WASHER	2				
32	0399309200	PROTECTOR	1				red
33	0399309100	PROTECTOR	1				red
34	1120590516	SCREW	4				
36	1141190005	WASHER	4				
	<b>K235b3L</b>						



K2-36a-2-D

CAB 2

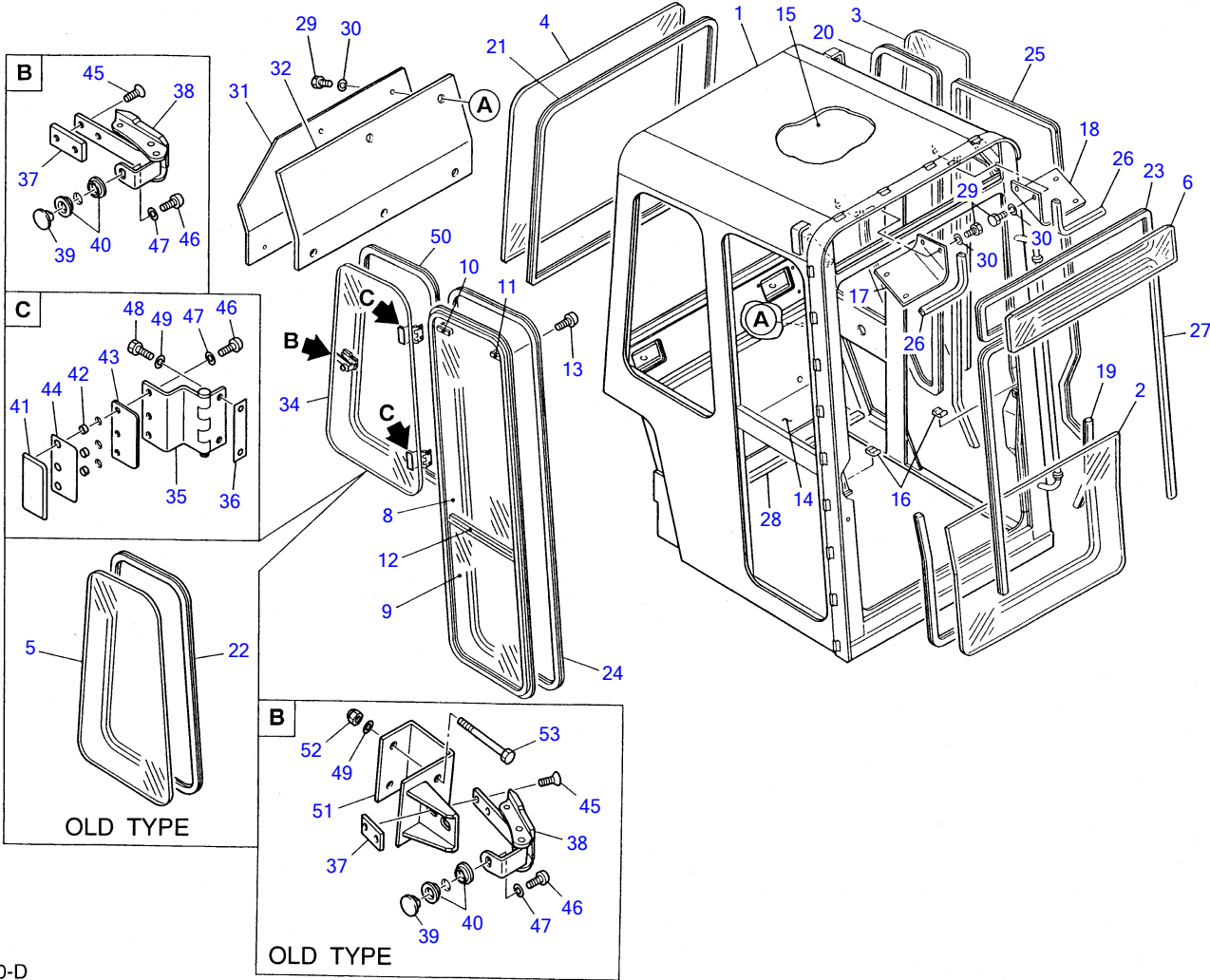
Item	Part number	Description	Q'ty	Chan.	Serial No.	Serv.	Remarks
1	X 0398607200	FRAME	1		1455001~1455343		
	X 0398617200	FRAME	1		1455344~		
2	0398600300	GLASS	1				
3	0398600400	GLASS	1		1455001~1455343		
	0398613400	GLASS	1		1455344~		
4	0398607300	GLASS	1				
5	0398607400	GLASS	1		# ~1455343		
6	0398600700	GLASS	1		1455001~1455343		
	0398613600	GLASS	1		1455344~		
7	0398607500	SASH ASSY	1		1455001~1455343		
	0398613700	SASH ASSY	1		1455344~		
8	0398607502	• GLASS	1		1455001~1455343		
	0398613702	• GLASS	1		1455344~		
9	0398607503	• GLASS	1		1455001~1455343		
	0398613703	• GLASS	1		1455344~		
10	1654007000	• LOCK ASSY (R.H.)	1				
11	1654007200	• LOCK ASSY (L.H.)	1				
12	1654007400	• STRIP, weather	1				
13	1120740510	• SCREW	6				
14	0398607700	ABSORBENT	1				
15	0398607800	ABSORBENT	1		1455001~1455343		
	0398613800	ABSORBENT	1		1455344~		
16	0398601400	STOPPER	2				
17	0398608000	COVER	1		1455001~1455343		
	0398613900	COVER	1		1455344~		
18	0398608100	COVER	1		1455001~1455343		
	0398614000	COVER	1		1455344~		
19	1654231180	H-RUBBER	1				sold by the meter
20	1654231310	H-RUBBER	1		1455001~1455343		sold by the meter
	1654231299	H-RUBBER	1		1455344~		sold by the meter
21	1654231315	H-RUBBER	1				sold by the meter
22	1654231240	H-RUBBER	1		# ~1455343		sold by the meter
23	1654231195	H-RUBBER	1		1455001~1455343		sold by the meter
	1654231181	H-RUBBER	1		1455344~		sold by the meter
24	1654231360	H-RUBBER	1		1455001~1455343		sold by the meter
	1654231345	H-RUBBER	1		1455344~		sold by the meter
25	1654605340	SEAL	1		1455001~1455343		sold by the meter
	1654605342	SEAL	1		1455344~		sold by the meter
26	1654606033	SEAL	2				sold by the meter
27	1654605270	SEAL	1		1455001~1455343		sold by the meter
	1654605262	SEAL	1		1455344~		sold by the meter
28	1654605090	SEAL	1				sold by the meter
29	1100090812	BOLT	13				
30	1140090008	WASHER, spring	13				
31	0398614100	BOARD	1				
32	0398614200	ABSORBENT	1				
33	0398612900	GLASS ASSY (R.H.)	1		# ~1455343		
	0398616700	GLASS ASSY (R.H.)	1		1455344~		
34	0398612901	• GLASS	1		# ~1455343		
	0398616401	• GLASS	1		1455344~		
35	0338622200	• HINGE	2		# ~		
36	0338622300	• SPACER	2		1455344~		
37	0338622400	• PLATE	1		# ~		
38	1654004008	• LOCK	1		# ~		
39	1654004006	• RETAINER	1		# ~		
40	1654004007	• PACKING	2		# ~		
41	1654007002	• RETAINER	2		# ~		
42	1654004001	• PACKING	6		# ~		
43	1654004002	• PACKING	2		# ~		
44	1654004003	• PACKING	2		# ~		
45	1120630616	• SCREW	2		# ~		
46	1120530510	• SCREW	7		# ~		
47	1140020005	• WASHER, spring	7		# ~		
48	1100040680	• BOLT	4		# ~1455343		
	1100040616	• BOLT	4		1455344~		
49	1140020006	• WASHER, spring	10		# ~1455343		
	1140020006	• WASHER, spring	4		1455344~		
50	1654520238	• RUBBER	1		# ~1455343		sold by the meter



K2-36a-2-D



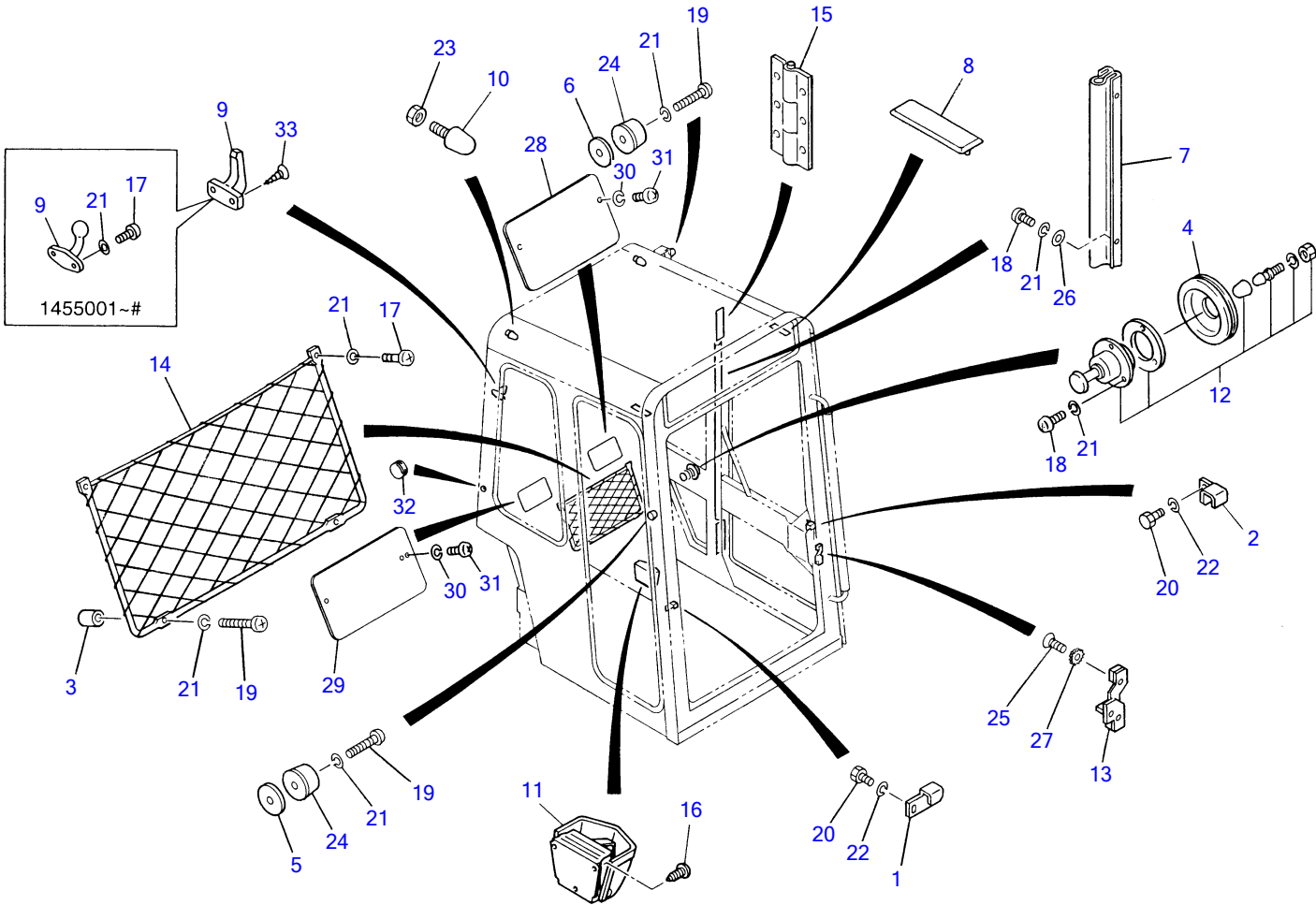
Item	Part number	Description	CAB 2	Q'ty	Chan.	Serial No.	Serv.	Remarks
50	1654520235	• RUBBER		1		1455344~		sold by the meter
51	0398612902	• CHANNEL		2		# ~1455343		
52	0398612903	• PLATE		1		# ~1455343		
53	0398612904	• PLATE		1		# ~1455343		
54	1130040006	• NUT		1		# ~1455343		
55	1134030006	• NUT		1		# ~1455343		
56	1120530650	• SCREW		2		# ~1455343		
57	1100240645	• BOLT		1				
57		NOTE						
57		03986-07100 CAB ASSY 1						
		1455001~1455343 incl.						
		cab2~4						
57		03986-17100 CAB ASSY 1						
		1455344~ incl.						
		cab2~4						
	K236a5L							



K2-36d-0-D

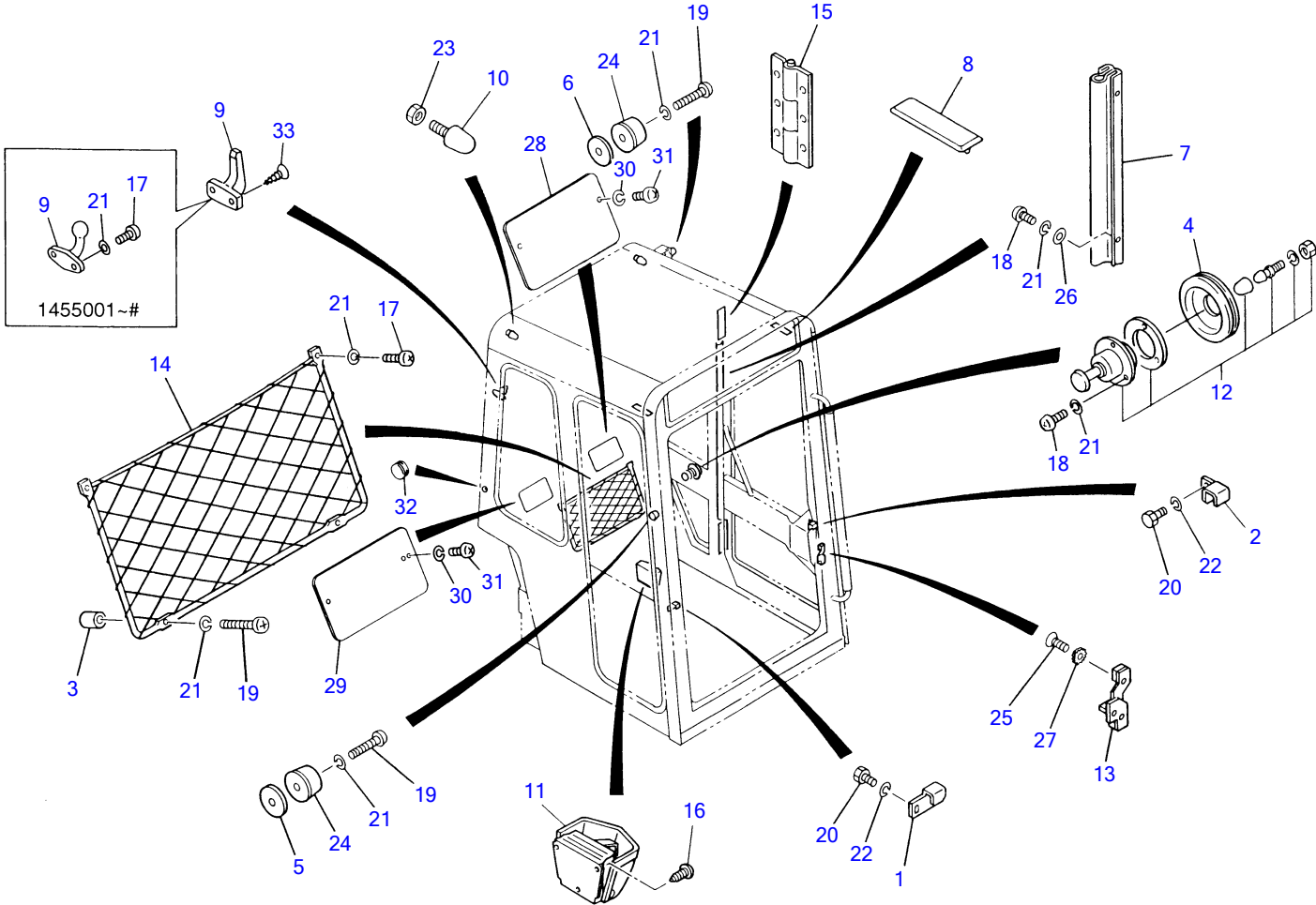
**CAB 2 (ROPS & FOPS)**

Item	Part number	Description	Q'ty	Chan.	Serial No.	Serv.	Remarks
1	X 0398613200	FRAME	1				
2	0398600300	GLASS	1				
3	0398613400	GLASS	1				
4	0398607300	GLASS	1				
5	0398607400	GLASS	1			old type	
6	0398613600	GLASS	1				
7	0398613700	SASH ASSY	1				
8	0398613702	• GLASS	1				
9	0398613703	• GLASS	1				
10	1654007000	• LOCK ASSY (R.H.)	1				
11	1654007200	• LOCK ASSY (L.H.)	1				
12	1654007400	• STRIP, weather	1				
13	1120740510	• SCREW	6				
14	0398607700	ABSORBENT	1				
15	0398613800	ABSORBENT	1				
16	0398601400	STOPPER	2				
17	0398613900	COVER	1				
18	0398614000	COVER	1				
19	1654231180	H-RUBBER	1				sold by the meter
20	1654231299	H-RUBBER	1				sold by the meter
21	1654231315	H-RUBBER	1				sold by the meter
22	1654231240	H-RUBBER	1			old type	sold by the meter
23	1654231181	H-RUBBER	1				sold by the meter
24	1654231345	H-RUBBER	1				sold by the meter
25	1654605342	SEAL	1				sold by the meter
26	1654606033	SEAL	2				sold by the meter
27	1654605262	SEAL	1				sold by the meter
28	1654605090	SEAL	1				sold by the meter
29	1100090812	BOLT	13				
30	1140090008	WASHER, spring	13				
31	0398614100	BOARD	1				
32	0398614200	ABSORBENT	1				
33	0398616800	GLASS ASSY (R.H.)	1			old type	
	0398616700	GLASS ASSY (R.H.)	1			new type	
34	0398616401	• GLASS	1			old type	
	0398616701	• GLASS	1			new type	
35	0338622200	• HINGE	2			new type	
36	0338622300	• SPACER	2			new type	
37	0338622400	• PLATE	1			new type	
38	1654004008	• LOCK	1			new type	
39	1654004006	• RETAINER	1			new type	
40	1654004007	• PACKING	2			new type	
41	1654007002	• RETAINER	2			new type	
42	1654004001	• PACKING	6			new type	
43	1654004002	• PACKING	2			new type	
44	1654004003	• PACKING	2			new type	
45	1120630616	• SCREW	2			new type	
46	1120530510	• SCREW	7			new type	
47	1140020005	• WASHER, spring	7			new type	
48	1100040616	• BOLT	4			new type	
49	1140020006	• WASHER, spring	6			old type	
	1140020006	• WASHER, spring	4			new type	
50	1654520235	• RUBBER	1			new type	sold by the meter
51	0398616801	• BRACKET	1			old type	
52	1134030006	• NUT	2			old type	
53	1100040660	• BOLT	2			old type	
		NOTE					
		03986-13100 CAB ASSY 1 incl.					
		cab2~4					
	<b>K236d2L</b>						



K2-36b-2-D

<b>CAB 3</b>						
Item	Part number	Description	Q'ty	Chan.	Serial No.	Serv. Remarks
1	<b>0398600900</b>	PLATE	1		1455001~1455167	
	<b>0338621500</b>	PLATE	1		1455168~	
2	<b>0398607600</b>	PLATE	1			
3	<b>0398601300</b>	COLLAR	2			
4	<b>0398603400</b>	GROMMET	1			
5	<b>0468601600</b>	SHIM	1			
6	<b>0468601700</b>	SHIM	1			
7	<b>0468602100</b>	SEAL	1			
8	<b>0568614300</b>	SPACER	2			
9	<b>1653614389</b>	HANGER	1		1455001~#	discontinued
	<b>1654004800</b>	HANGER	1		#~	
10	<b>1651101224</b>	STOPPER	2			
11	<b>1653691970</b>	ASHTRAY	1			
12	<b>1653691460</b>	CATCHER ASSY	1			
13	<b>0068620500</b>	STRIKER	1			
14	<b>1653691350</b>	POCKET ASSY	1			
15	<b>0468601800</b>	HINGE	2			
16	<b>1122500408</b>	SCREW	3			
17	<b>1120590512</b>	SCREW	4		1455001~#	
	<b>1120590512</b>	SCREW	2		#~	
18	<b>1120590508</b>	SCREW	17			
19	<b>1120590525</b>	SCREW	6			
20	<b>1100090812</b>	BOLT	2			
21	<b>1140090005</b>	WASHER, spring	27		1455001~#	
	<b>1140090005</b>	WASHER, spring	25		#~	
22	<b>1140090008</b>	WASHER, spring	2			
23	<b>1130140012</b>	NUT	2			
24	<b>1652103824</b>	RUBBER	2			
25	<b>1120630816</b>	SCREW	2			
26	<b>1141190005</b>	WASHER	14			
27	<b>1140330008</b>	WASHER	2			
28	<b>0398608800</b>	COVER	1			
29	<b>0398608900</b>	COVER	1			
30	<b>1140020004</b>	WASHER, spring	4			
31	<b>1120530408</b>	SCREW	4			
32	<b>1652051200</b>	GROMMET	1			
33	<b>1122500412</b>	SCREW	2		#~	
	<b>K236b3L</b>					

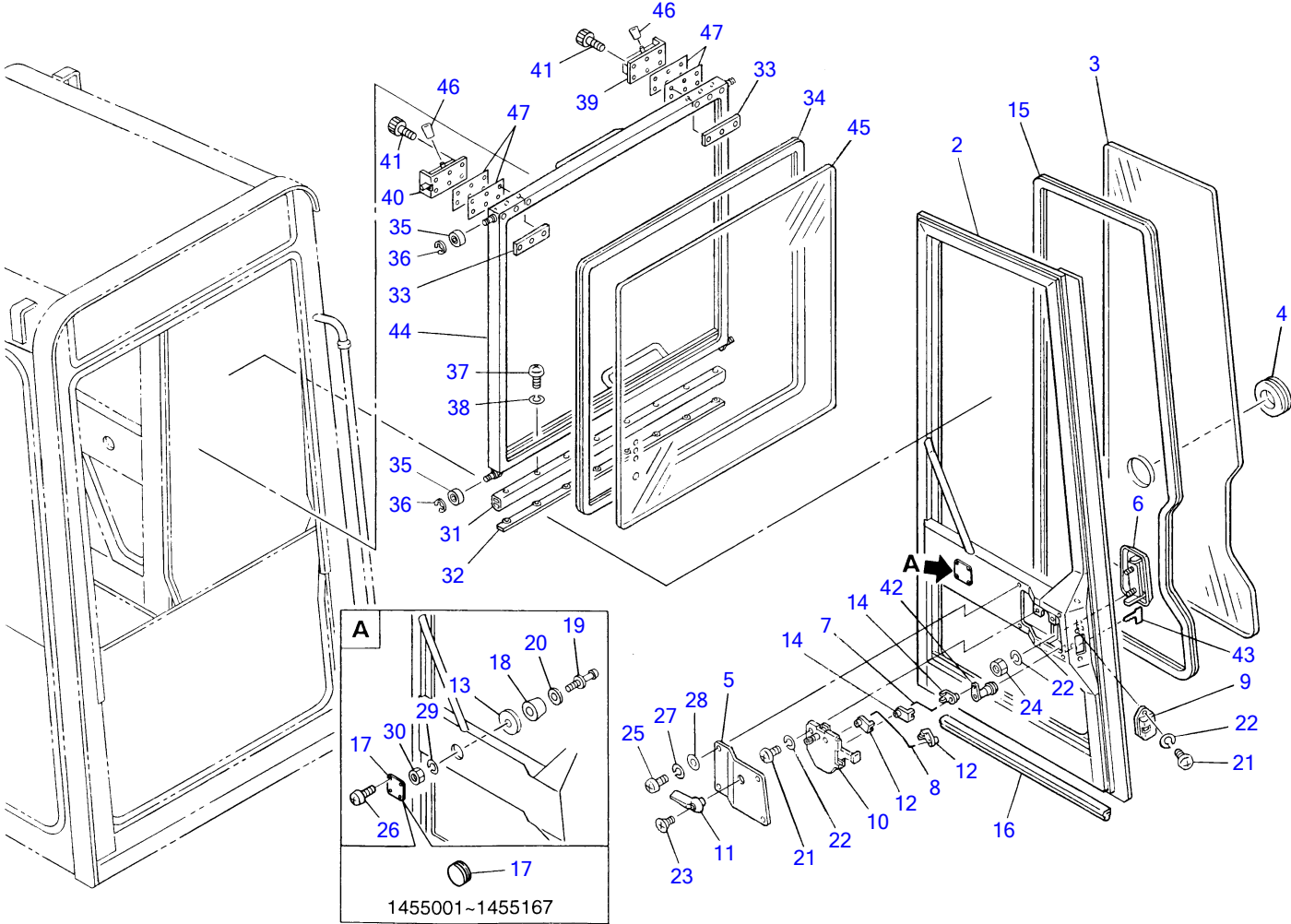


K2-36e-1-D

CAB 3 (ROPS & FOPS)

Item	Part number	Description	Q'ty	Chan.	Serial No.	Serv.	Remarks
1	0398600900	PLATE	1				
2	0398607600	PLATE	1				
3	0398601300	COLLAR	2				
4	0398603400	GROMMET	1				
5	0468601600	SHIM	1				
6	0468601700	SHIM	1				
7	0468602100	SEAL	1				
8	0568614300	SPACER	2				
9	1653614389	HANGER	1		1455001~#		discontinued
	1654004800	HANGER	1		#~		
10	1651101224	STOPPER	2				
11	1653691970	ASHTRAY	1				
12	1653691460	CATCHER ASSY	1				
13	0068620500	STRIKER	1				
14	1653691350	POCKET ASSY	1				
15	0468601800	HINGE	2				
16	1122500408	SCREW	3				
17	1120590512	SCREW	4				
	1120590512	SCREW	2		1455001~#		
18	1120590508	SCREW	19		#~		
19	1120590525	SCREW	4				
20	1100090812	BOLT	2				
21	1140090005	WASHER, spring	27		1455001~#		
	1140090005	WASHER, spring	25		#~		
22	1140090008	WASHER, spring	2				
23	1130140012	NUT	2				
24	1652103824	RUBBER	2				
25	1120630816	SCREW	2				
26	1141190005	WASHER	14				
27	1140330008	WASHER	2				
28	0398614300	COVER	1				
29	0398608900	COVER	1				
30	1140020004	WASHER, spring	4				
31	1120530408	SCREW	4				
32	1652051200	GROMMET	1				
33	1122500412	SCREW	2		#~		

K236e1L

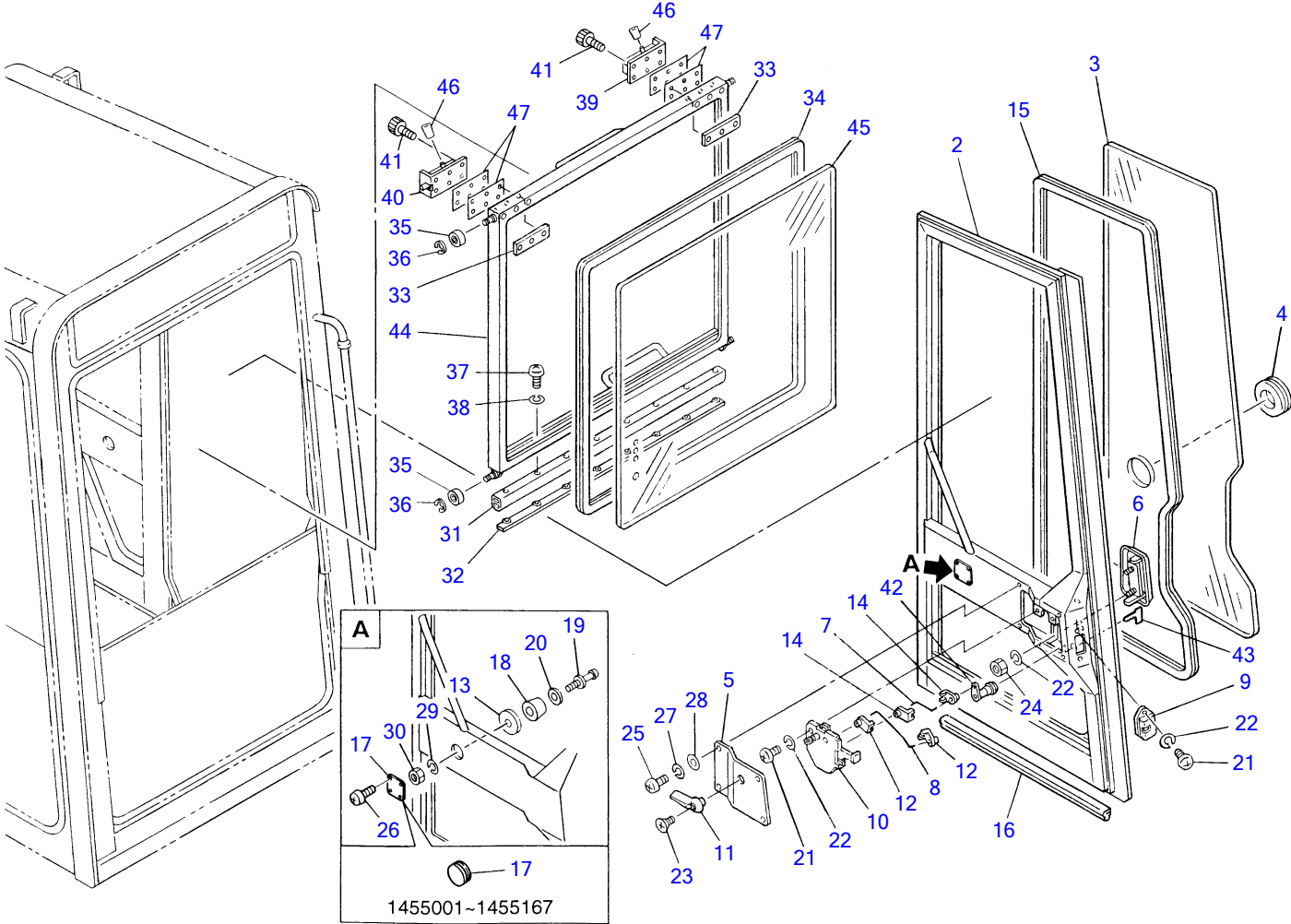


K2-36c-2-D



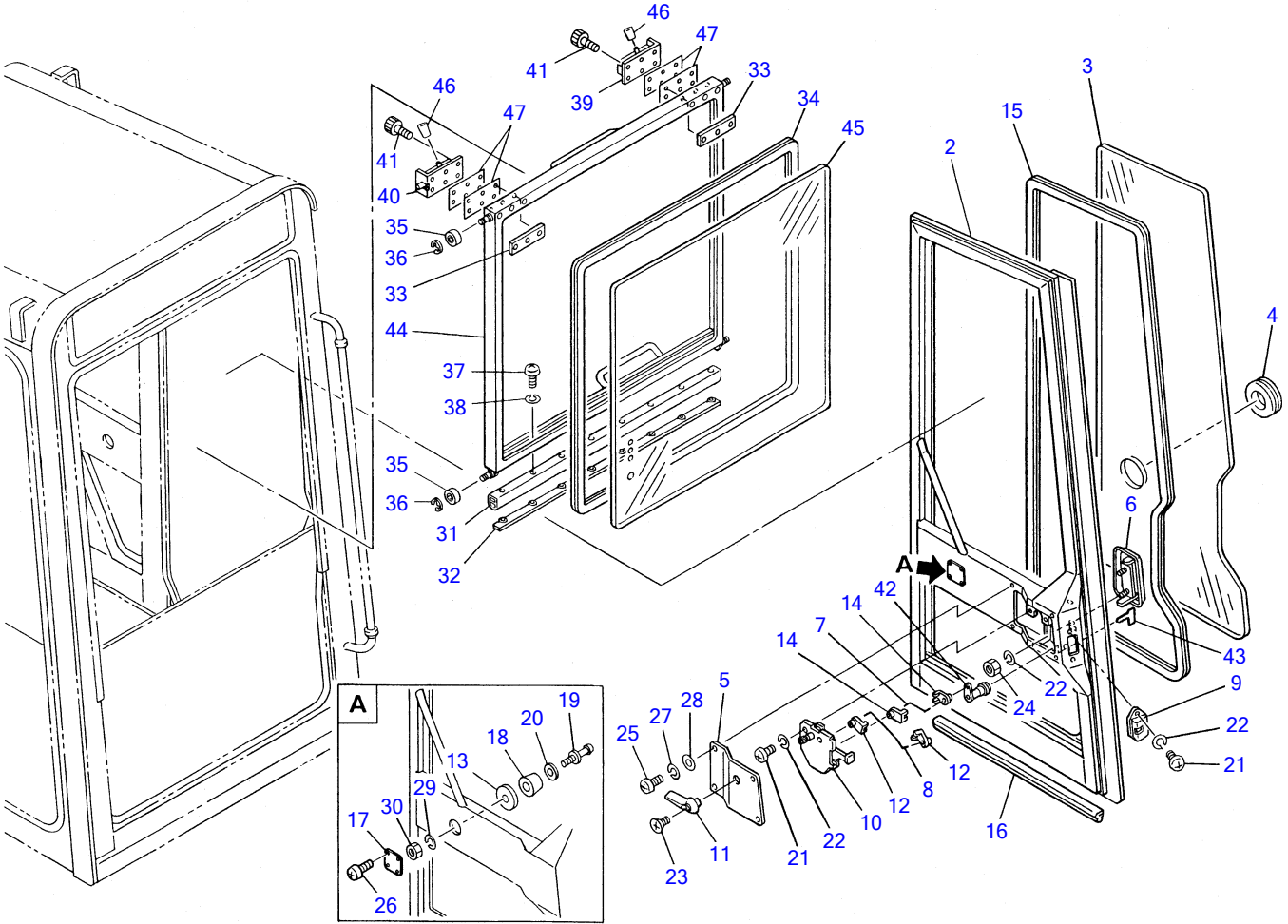
CAB 4

Item	Part number	Description	Q'ty	Chan.	Serial No.	Serv.	Remarks
1	0398611000	DOOR ASSY	1		1455001~1455167		H=1533mm
	0398615000	DOOR ASSY	1		1455168~		H=1499mm
2	0398610100	• DOOR	1		1455001~1455167		
	0398615100	• DOOR	1		1455168~		
3	0398603200	• GLASS	1		1455001~1455167		
	0398615200	• GLASS	1		1455168~		
4	0398603400	• GROMMET	1				
5	0398610200	• COVER	1				
6	0398610300	• HANDLE	1				
7	0398610400	• ROD	1				
8	0398610500	• ROD	1				
9	0068620400	• LOCK ASSY	1				
10	0398610600	• CONTROL	1				
11	0398610700	• HANDLE	1				
12	0068621500	• SNAP	2				
13	0468603300	• WASHER	1				
14	0398610900	• SNAP	2				
15	1654231375	• H-RUBBER	1				
16	1654605060	• SEAL	1				sold by the meter
17	1652053800	• GROMMET	1		1455001~1455167		
	0398615300	• PLATE	1		1455168~		
18	X *****	• RUBBER	1				
19	X *****	• CATCH	1				
20	X *****	• WASHER	1				
21	1120590612	• SCREW	4				
22	1140090006	• WASHER	6				
23	1120790516	• SCREW	1				
24	1130040006	• NUT	2				
25	1120590512	• SCREW	4				
26	1120590410	• SCREW	4		1455168~		
27	1140090005	• WASHER, spring	4				
28	1141190005	• WASHER	4				
29	1140020008	• WASHER, spring	1				
30	1130040008	• NUT	1				
31	0398605300	RUBBER	1				
32	0398605400	PLATE	1				
33	0468605400	PLATE	4				
34	1654231313	H-RUBBER	1		1455001~1455167		sold by the meter
	1654231307	H-RUBBER	1		1455168~		sold by the meter
35	1300200608	BEARING	4				
36	1224000006	E-RING	4				
37	1120590410	SCREW	8		1455001~1455167		
	1120590414	SCREW	6		1455168~		
38	1140090004	WASHER, spring	8		1455001~1455167		
	1140090004	WASHER, spring	6		1455168~		
39	1653613241	LATCH (L.H.)	1				
40	1653613240	LATCH (R.H.)	1				
41	1110040512	SCREW, cap	12				
42	1653611527	KEY ASSY	1				
43	1700100019	KEY	1				
44	0398612100	SASH, front	1		1455001~1455167		H=820mm
	0398616100	SASH, front	1		1455168~1455343		H=790mm
	0398618100	SASH, front	1		1455344~		H=790mm
45	0398612200	GLASS	1		1455001~1455167		
	0398616200	GLASS	1		1455168~		
46	0398612500	GRIP	2				
47	0468605031	SHIM	AR				t=1.6mm
	0468605032	SHIM	AR				t=1.2mm
	0468605033	SHIM	AR				t=0.7mm
		NOTE					
		FRONT SASH ASSY, front					
		(right wiper)					
		03986-12000 SASH ASSY,					
		front (right wiper) 1					
		1455001~1455167 H=820mm					
		03986-16000 SASH ASSY,					
		front (right wiper) 1					
		1455168~1455343 H=790mm					



K2-36c-2-D

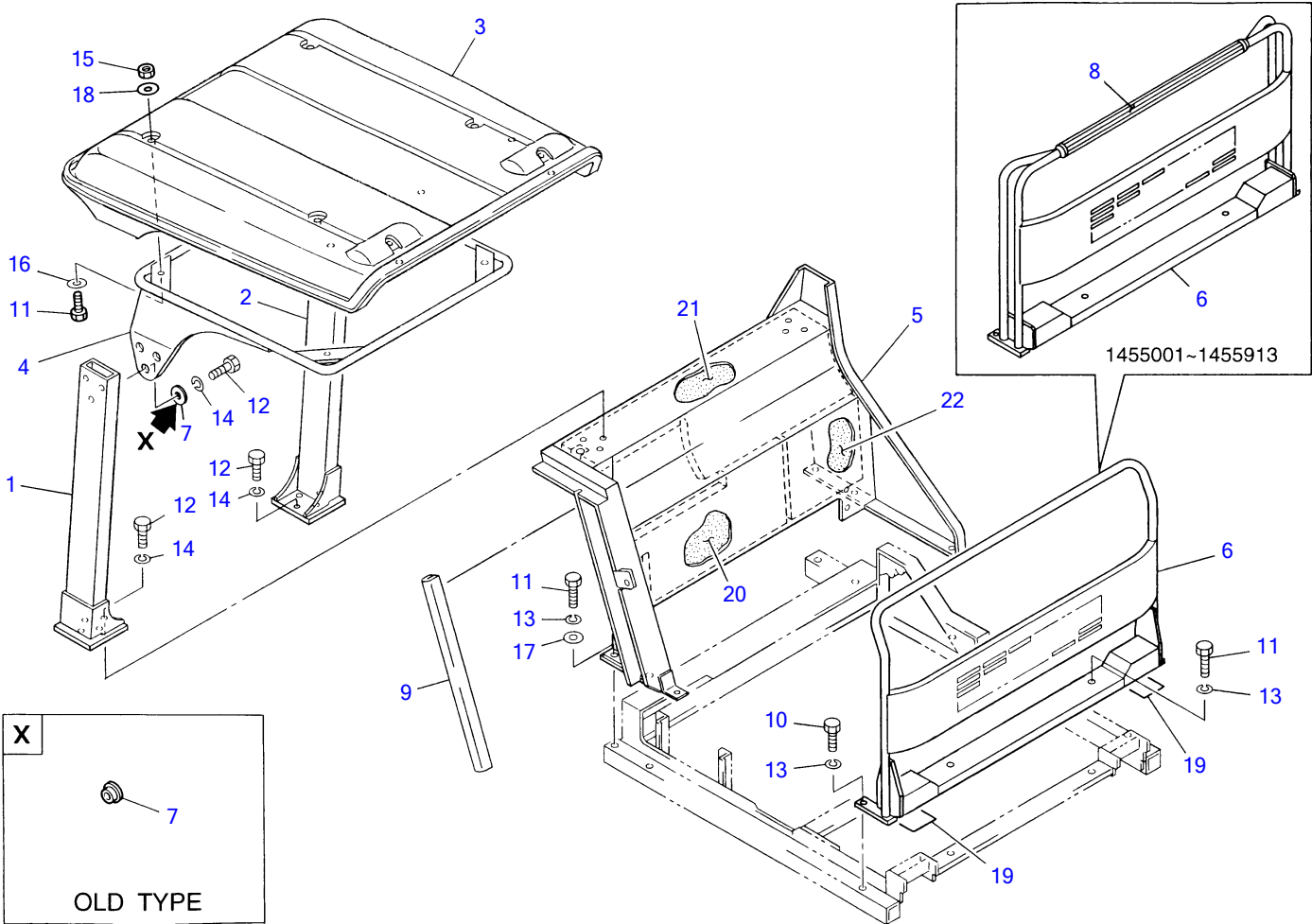
Item	Part number	Description	CAB 4	Q'ty	Chan.	Serial No.	Serv.	Remarks
47	K236c5L	03986-18000 SASH ASSY, front (left wiper) 1 1455344~ H=790mm						



K2-36f-0-D

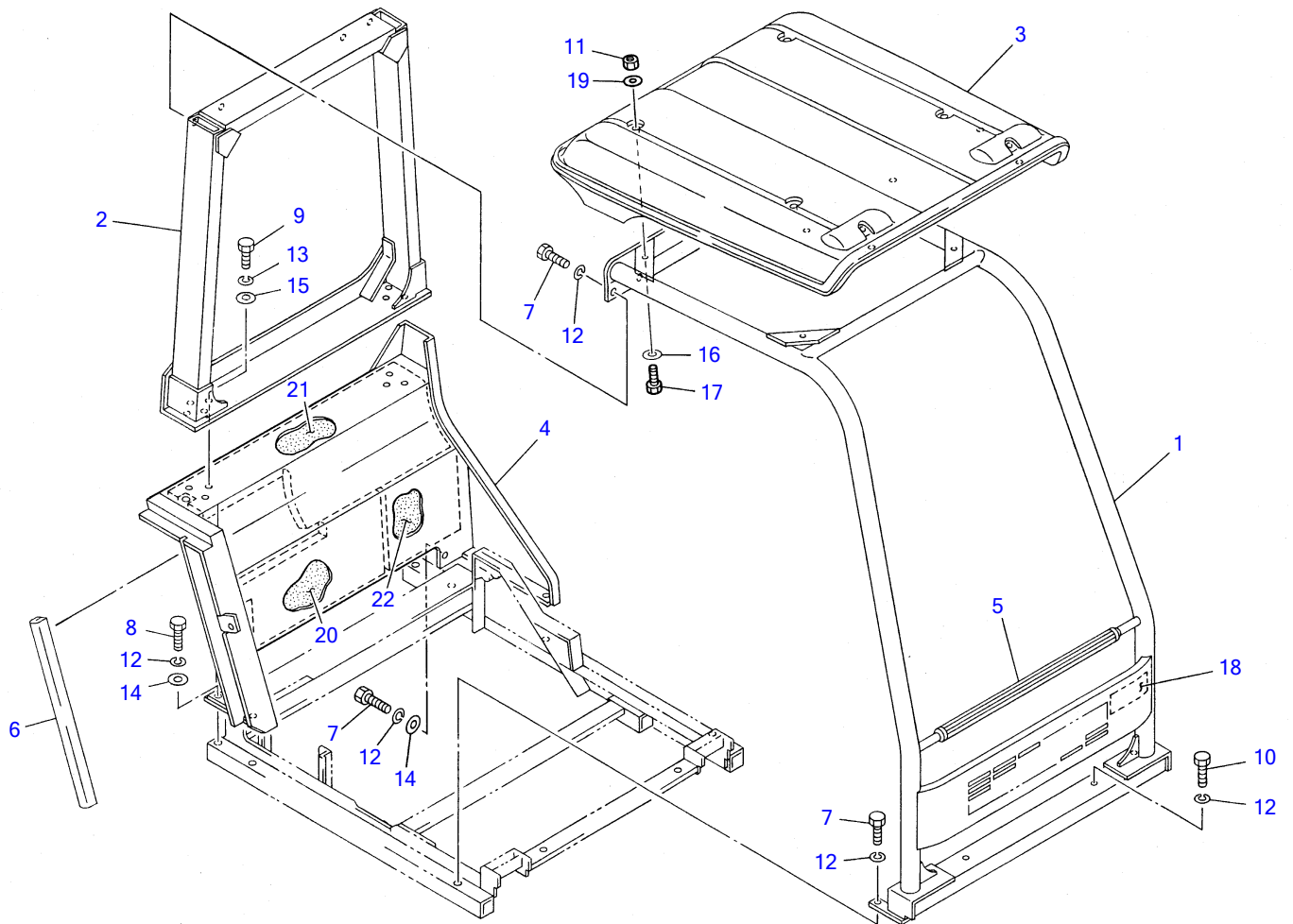
**CAB 4 (ROPS & FOPS)**

Item	Part number	Description	Q'ty	Chan.	Serial No.	Serv.	Remarks
1	0398615000	DOOR ASSY	1				
2	0398615100	• DOOR	1				
3	0398615200	• GLASS	1				
4	0398603400	• GROMMET	1				
5	0398610200	• COVER	1				
6	0398610300	• HANDLE	1				
7	0398610400	• ROD	1				
8	0398610500	• ROD	1				
9	0068620400	• LOCK ASSY	1				
10	0398610600	• CONTROL	1				
11	0398610700	• HANDLE	1				
12	0068621500	• SNAP	2				
13	0468603300	• WASHER	1				
14	0398610900	• SNAP	2				
15	1654231375	• H-RUBBER	1				sold by the meter
16	1654605060	• SEAL	1				sold by the meter
17	0398615300	• PLATE	1				
18	X *****	• RUBBER	1				
19	X *****	• CATCH	1				
20	X *****	• WASHER	1				
21	1120590612	• SCREW	4				
22	1140090006	• WASHER	6				
23	1120790516	• SCREW	1				
24	1130040006	• NUT	2				
25	1120590512	• SCREW	4				
26	1120590410	• SCREW	4				
27	1140090005	• WASHER, spring	4				
28	1141190005	• WASHER	4				
29	1140020008	• WASHER, spring	1				
30	1130040008	• NUT	1				
31	0398605300	RUBBER	1				
32	0398605400	PLATE	1				
33	0468605400	PLATE	4				
34	1654231307	H-RUBBER	1				sold by the meter
35	1300200608	BEARING	4				
36	1224000006	E-RING	4				
37	1120590414	SCREW	8				
38	1140090004	WASHER, spring	8				
39	1653613241	LATCH (L.H.)	1				
40	1653613240	LATCH (R.H.)	1				
41	1110040512	SCREW, cap	12				
42	1653611527	KEY ASSY	1				
43	1700100019	KEY	1				
44	0398618100	SASH, front	1				
45	0398616200	GLASS	1				
46	0398612500	GRIP	2				
47	0468605031	SHIM	AR				t=1.6mm
	0468605032	SHIM	AR				t=1.2mm
	0468605033	SHIM	AR				t=0.7mm
		NOTE					
		SASH ASSY, front (with wiper motor)					
		03986-18000S ASH ASSY, front 1					
	K236f2L						



F3-37a-3-D

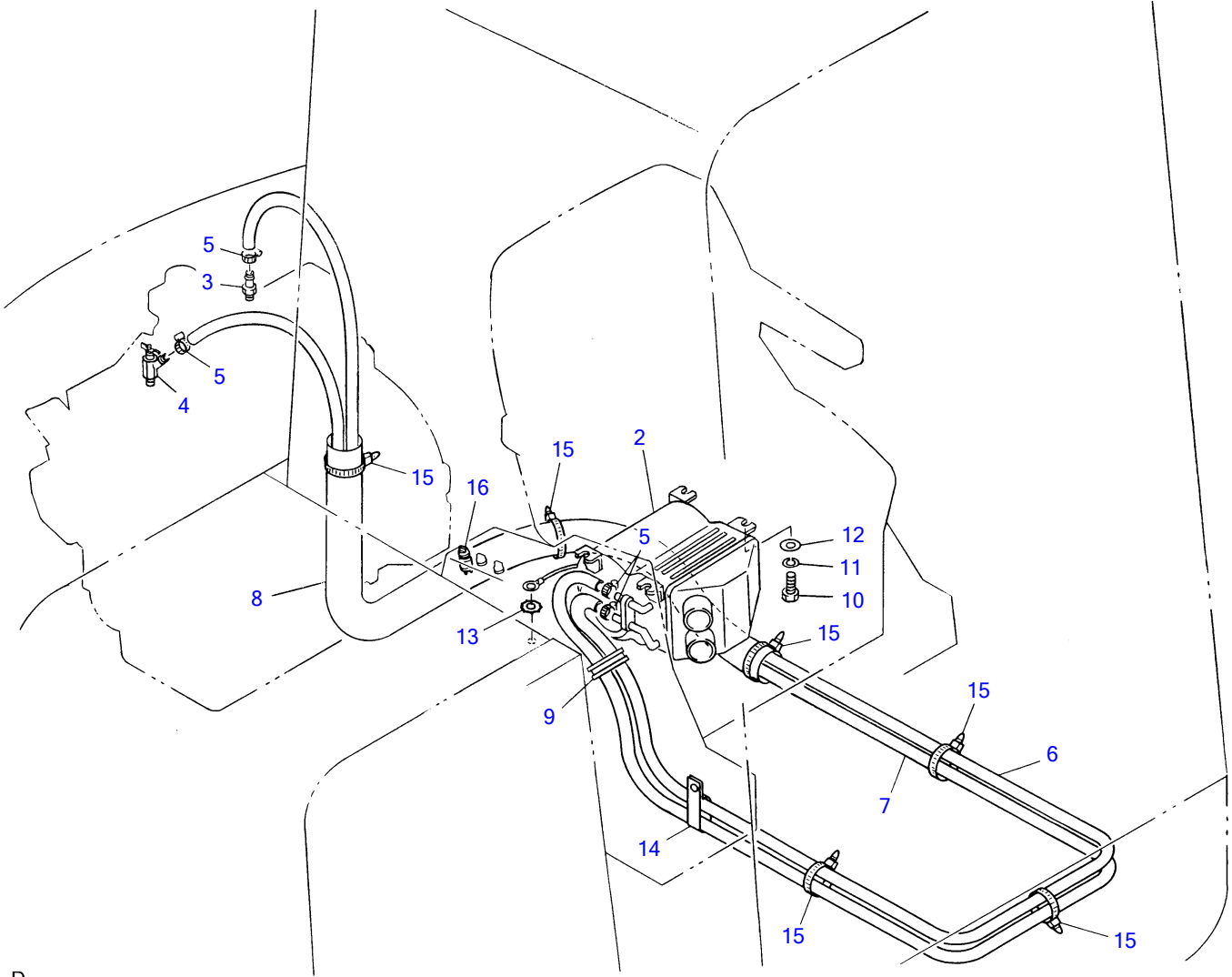
CANOPY (for Japan)							
Item	Part number	Description	Q'ty	Chan.	Serial No.	Serv.	Remarks
1	0358402100	POLE (R.H.)	1				
2	0358402200	POLE (L.H.)	1				
3	0358400300	ROOF	1		1455001~1455307		
	0368416300	ROOF	1	(H)	1455308~		
4	0358403300	FRAM	1				
5	0368416100	COVER	1				
6	0368416200	GUARD	1		1455001~1455913		
	0368416500	GUARD	1	(H)	1455914~		
7	0358403200	WASHER	6		old type		
	1141550012	WASHER	6		new type		
8	0358403000	GRIP	1		1455001~1455913		
9	1654520060	TRIM	1				sold by the meter
10	1100041025	BOLT	4				
11	1100041030	BOLT	11				
12	1101041230	BOLT	12				
13	1140020010	WASHER, spring	9				
14	1140020012	WASHER, spring	12				
15	1130040010	NUT	4				
16	1141110010	WASHER	4				
17	1141550010	WASHER	5				
18	0003600020	WASHER	4				
19	0368416400	SEAL	2		1455356~		
20	0358402900	ABSORBENT	1				
21	0358403100	ABSORBENT	1				
22	0358403400	ABSORBENT	1				
	F337a4L						



E3-37b-2-D

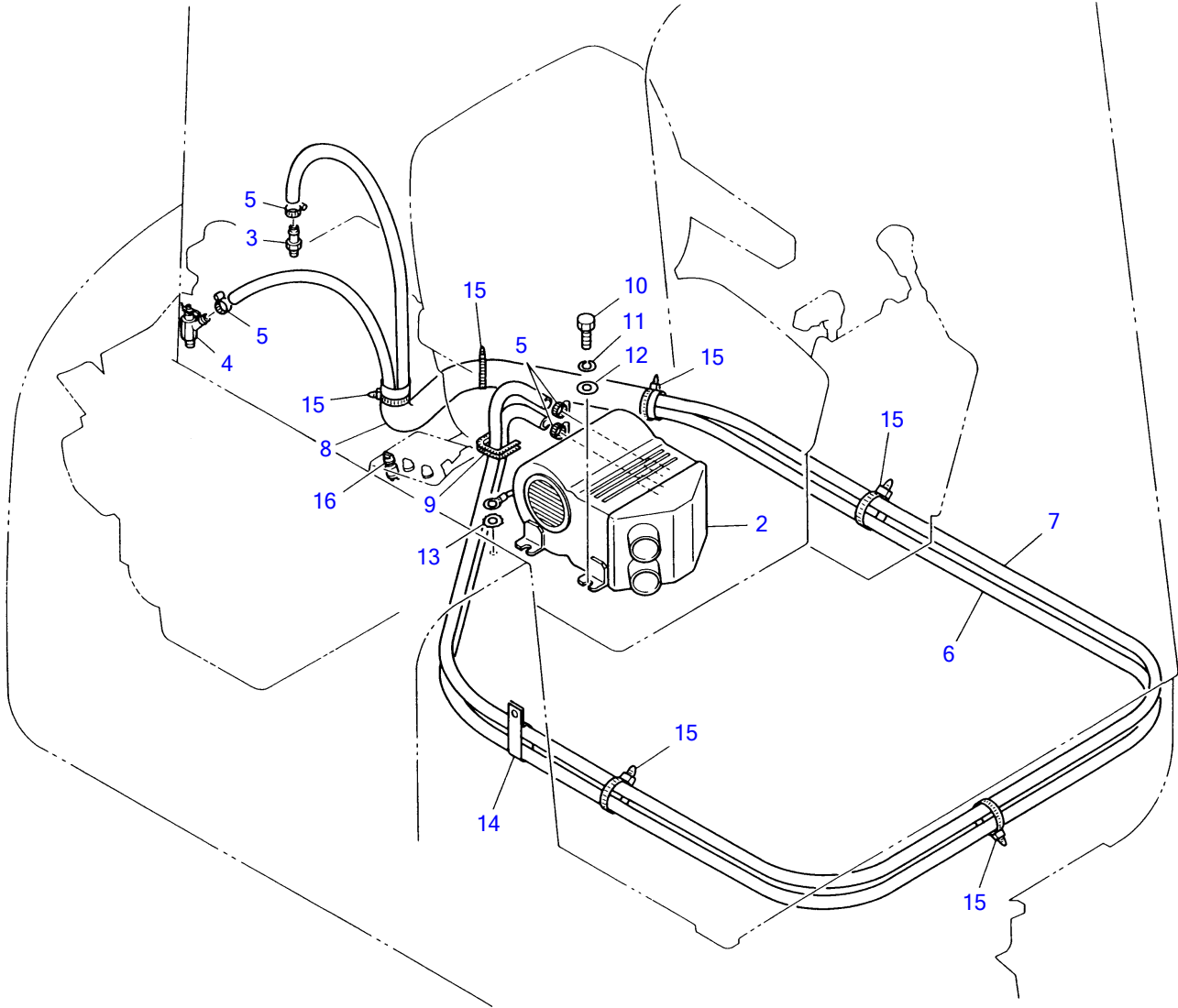


CANOPY (4 poles)						
Item	Part number	Description	Q'ty	Chan.	Serial No.	Serv. Remarks
1	0358408100	POLE, front	1			
2	0358408200	POLE, rear	1			
3	0358400300	ROOF	1		1455001~1455307	
	0368416300	ROOF	1	(H)	1455308~	
4	0368416100	COVER	1			
5	0358403000	GRIP	1			
6	1654520060	TRIM	1			sold by the meter
7	1100041025	BOLT	10			
8	1100041030	BOLT	5			
9	1100041230	BOLT	6			
10	1100041055	BOLT	2			
11	1130040010	NUT	4			
12	1140020010	WASHER, spring	17			
13	1140020012	WASHER, spring	6			
14	1141550010	WASHER	9			
15	1141550012	WASHER	6			
16	1141110010	WASHER	4			
17	1100041035	BOLT	4			
18	0358403500	STICKER	1			
19	0003600020	WASHER	4			
20	0358402900	ABSORBENT	1			
21	0358403100	ABSORBENT	1			
22	0358403400	ABSORBENT	1			
	E337b3L					



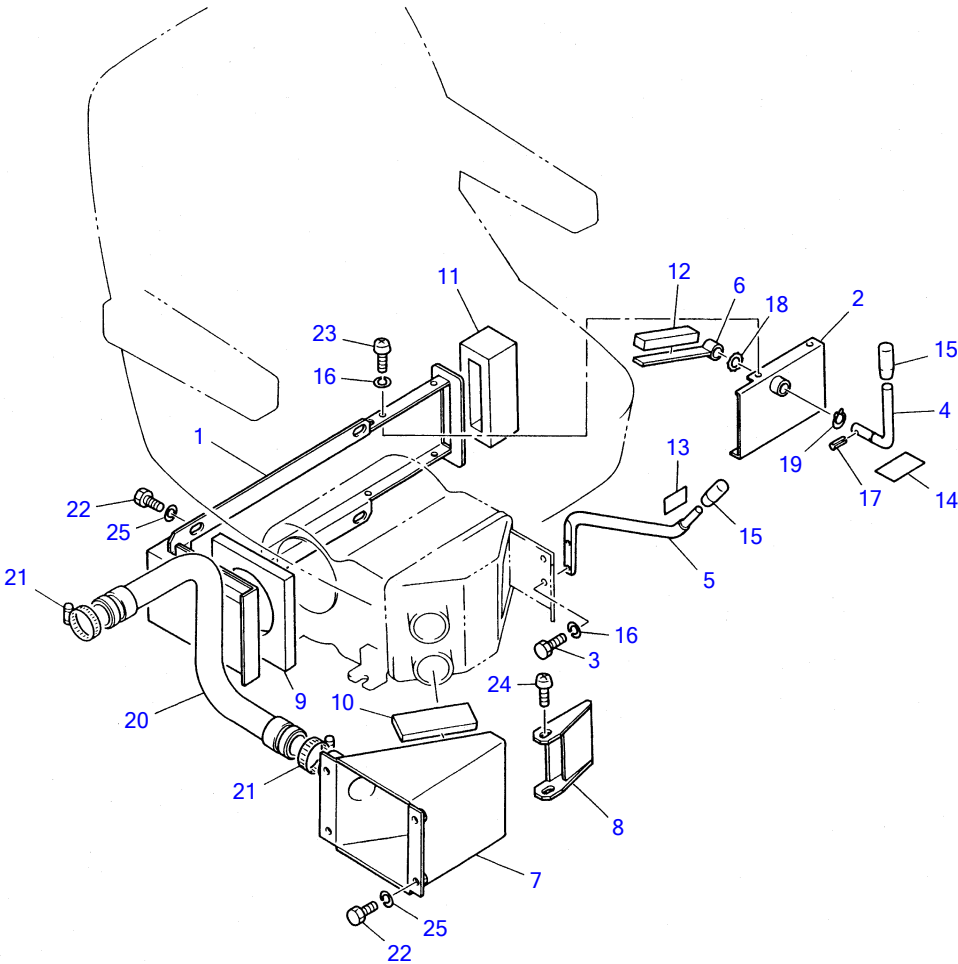
K2-38a-1-D

HEATER (for Japan)						
Item	Part number	Description	Q'ty	Chan.	Serial No.	Serv. Remarks
1	0394590020	HEATER ASSY	1			
2	1911508040	• HEATER	1			
3	1911502200	• ADAPTOR	1			
4	1911502300	• VALVE	1			
5	1911500500	• CLAMP	4			
6	1911541800	• HOSE	1			
7	1911541840	• HOSE	1			
8	1531345090	• PROTECTOR	1			sold by the meter
9	0097210300	• GUARD	1			
10	1100040816	BOLT	4			
11	1140020008	WASHER, spring	4			
12	0003608252	WASHER	4			
13	1140330008	WASHER	1			
14	0007300019	CLAMP	1			
15	1652231250	BAND	6			
16	1911503400	SWITCH, heater	1			
	K238a2L					



K2-38d-0-D

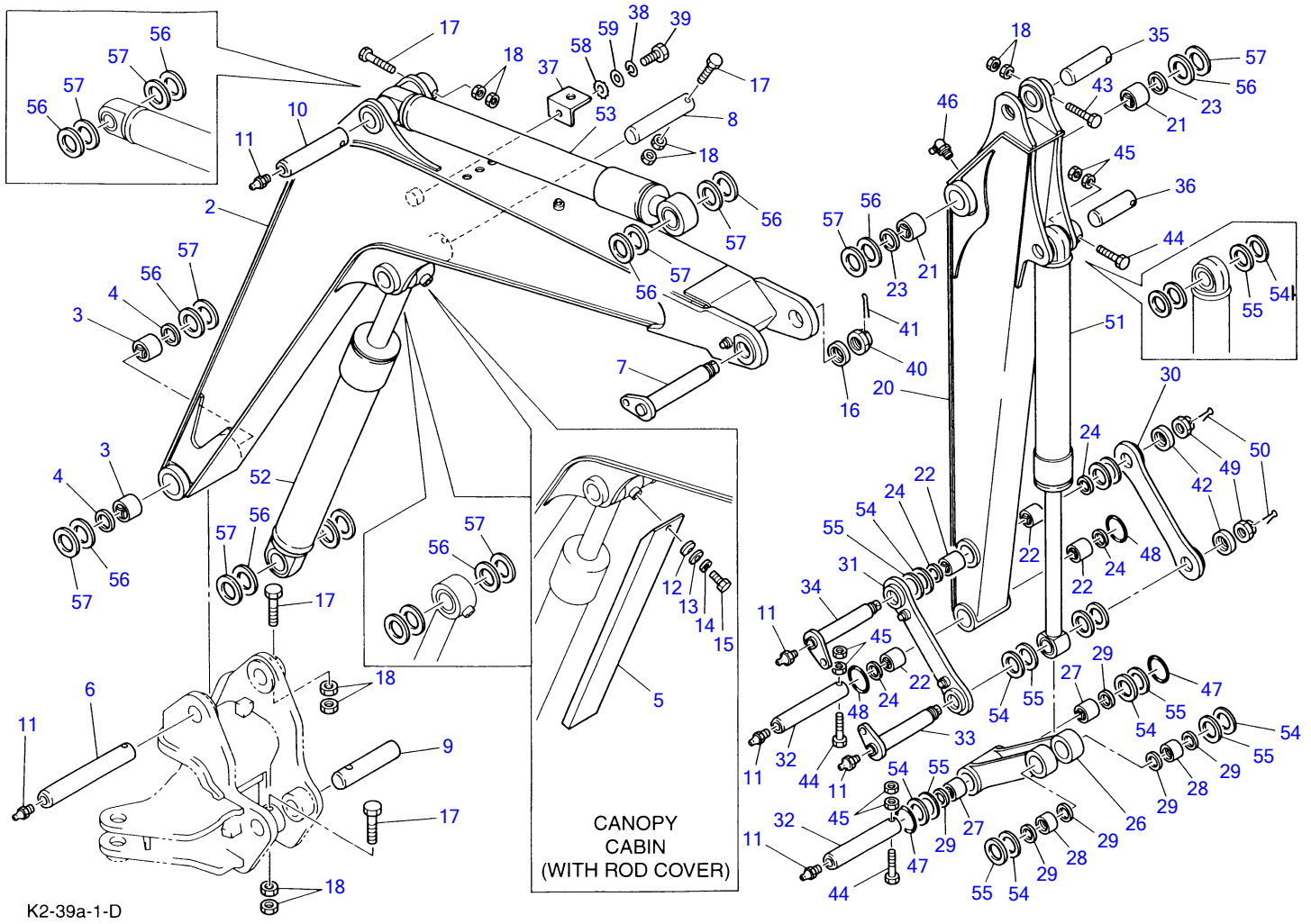
HEATER							
Item	Part number	Description	Q'ty	Chan.	Serial No.	Serv.	Remarks
1	0394590010	HEATER ASSY	1				
2	1911503600	· HEATER	1				
3	1911502200	· ADAPTOR	1				
4	1911502300	· VALVE	1				
5	1911500500	· CLAMP	4				
6	1911541800	· HOSE	1				
7	1911541840	· HOSE	1				
8	1531345090	· PROTECTOR	1				sold by the meter
9	1653917125	TRIM	1				
10	1100040816	BOLT	4				
11	1140020008	WASHER, spring	4				
12	0003608252	WASHER	4				
13	1140330008	WASHER	1				
14	0007300019	CLAMP	1				
15	1652231250	BAND	6				
16	1911503400	SWITCH, heater	1				
	K238d1L						



K2-38c-0-D

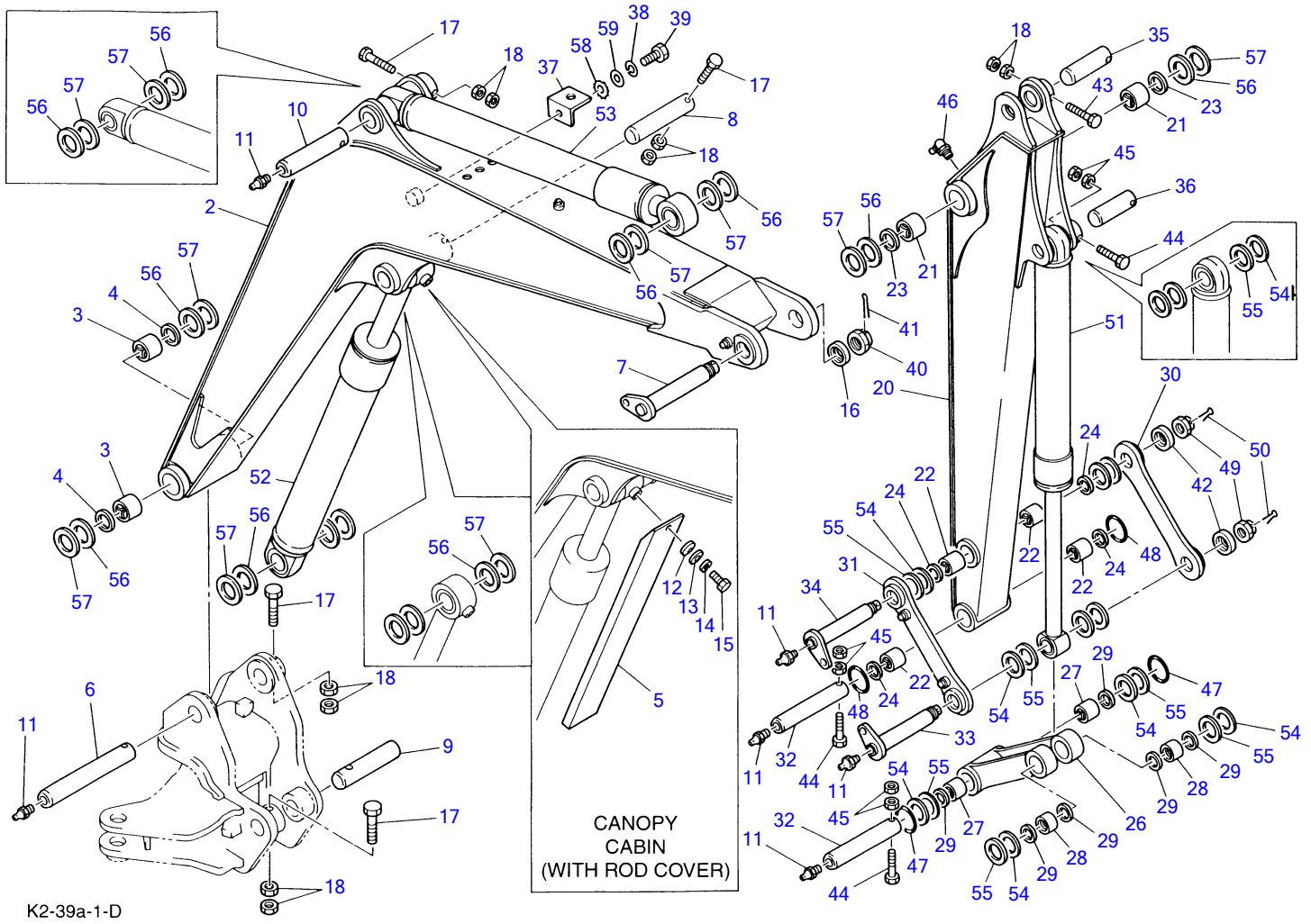
**DEFROSTER**

Item	Part number	Description	Q'ty	Chan.	Serial No.	Serv.	Remarks
1	0394507100	DUCT	1				
2	0394504200	COVER, duct	1				
3	1100040512	BOLT	2				
4	0394504400	LEVER	1				
5	0394507200	LEVER	1				
6	0394504600	LEVER	1				
7	0394503200	DUCT	1				
8	0394503300	DEFROSTER	1				
9	0394501600	PACKING	1				
10	0394501700	PACKING	1				
11	0394504700	PACKING	1				
12	0394504800	ABSORBENT	1				
13	0394504900	STICKER	1				
14	0189311800	STICKER	1				
15	1650132050	GRIP	2				
16	1140020005	WASHER, spring	6				
17	1213000320	PIN, spring	1				
18	1225000010	WASHER	1				
19	1220010010	RING, snap	1				
20	1567363865	HOSE	1				
21	1533700051	BAND	2				
22	1100040816	BOLT	8				
23	1120530510	SCREW	4				
24	1122500510	SCREW	2				
25	1140020008	WASHER, spring	8				
	<b>K238c3L</b>						

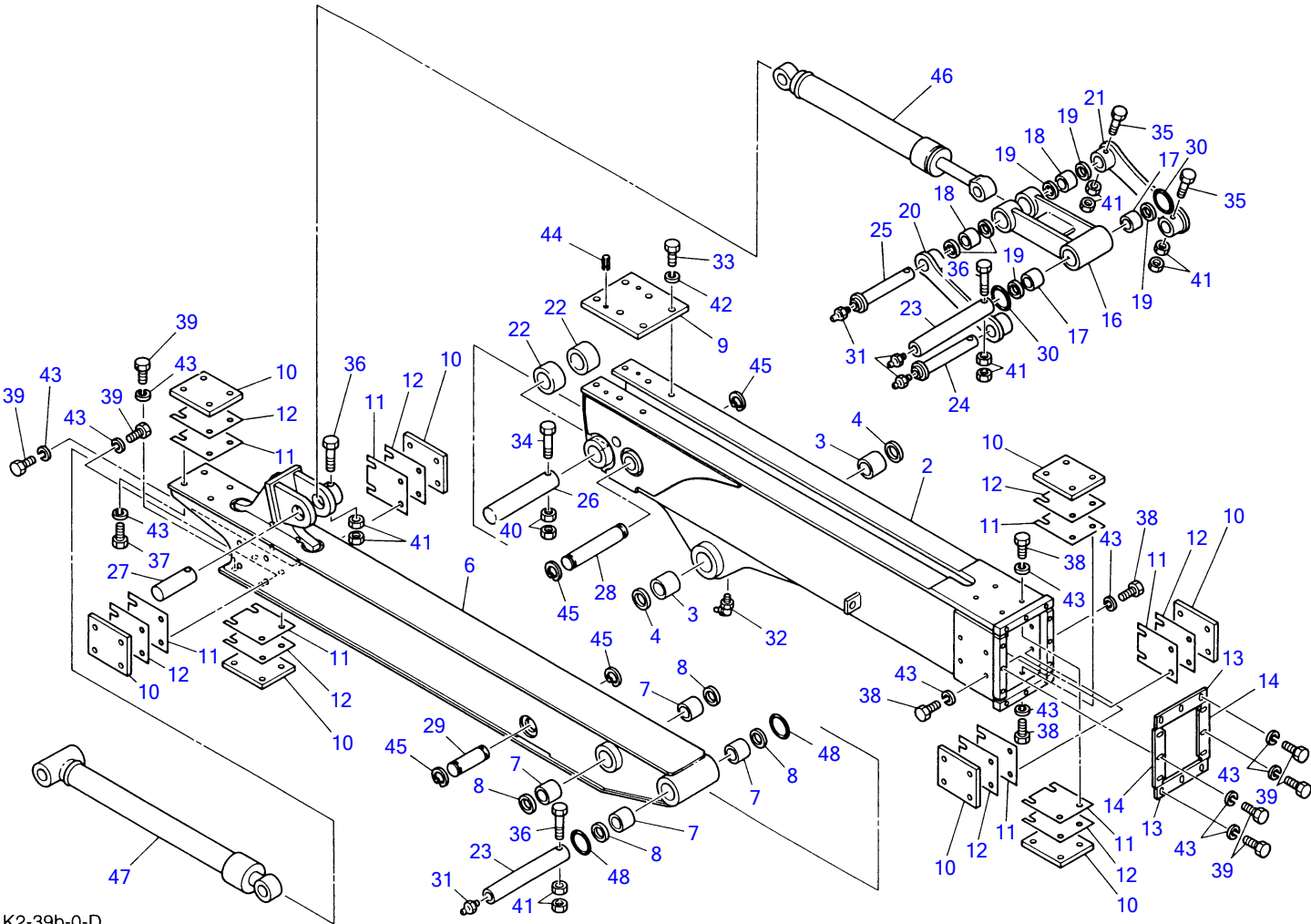




Item	Part number	Description	HOE Q'ty	Chan.	Serial No.	Serv.	Remarks
1	0396002100	BOOM ASSY	1		1455001~#		
	0396002600	BOOM ASSY	1	(H)	#~		
2	X 0396000200	• BOOM	1		1455001~#		
	X 0396002700	• BOOM	1	(H)	#~		
3	0002400025	• BUSHING	2				
4	1432200050	SEAL, dust	2				
5	0466000300	COVER	1				canopy
6	0011575003	PIN	1				
7	0011905001	PIN	1				
8	0011505235	PIN	1				
9	0011515001	PIN	1				
10	0011575004	PIN	1				
11	1560001000	NIPPLE, grease	6				
12	1225121022	SPRING, conical	1				canopy
13	0003600057	WASHER	1				canopy
14	1140020012	WASHER, spring	1				canopy
15	1101041220	BOLT	1				canopy
16	0003900019	WASHER	1				
17	1103141205	BOLT	4				
18	1130240012	NUT	10				
19	0396100100	ARM ASSY (1450mm long)	1				for Japan
	0396103100	ARM ASSY (1450mm long)	1				reinforced type
	0396102100	ARM ASSY (1760mm long)	1				for Japan
	0396104100	ARM ASSY (1760mm long)	1				reinforced type
20	X 0396100200	• ARM (1450mm long)	1				for Japan
	X 0396103200	• ARM (1450mm long)	1				reinforced type
	X 0396102200	• ARM (1760mm long)	1				for Japan
	X 0396104200	• ARM (1760mm long)	1				reinforced type
21	0002400025	• BUSHING	2				
22	0002400022	• BUSHING	4				
23	1432200050	SEAL, dust	2				
24	1432200045	SEAL, dust	4				
25	0466100300	LINK ASSY, bucket	1				
26	X 0466100400	• LINK	1				
27	0002400022	• BUSHING	2				
28	0002100027	• BUSHING	2				
29	1432200045	SEAL, dust	6				
30	0466100500	PLATE (L.H.)	1				
31	0396101100	PLATE (R.H.)	1				
32	0011574006	PIN	2				
33	0011904002	PIN	1				
34	0011904001	PIN	1				
35	0011505155	PIN	1				
36	0011504145	PIN	1				
37	0366012600	ANGLE	1		1455001~1455394		
38	1140020010	WASHER, spring	1		1455001~1455394		
39	1100041025	BOLT	1		1455001~1455394		
40	1132630039	NUT	1				
41	1210010670	PIN, split	1				
42	0003900020	WASHER	2				
43	1103041295	BOLT	1				
44	1103041085	BOLT	3				
45	1130240010	NUT	6				
46	1560001675	NIPPLE, grease	1				
47	1432900046	O-RING	2				
48	1432900008	O-RING	2				
49	1132630030	NUT	2				
50	1210010655	PIN, split	2				
51	1900047200	CYLINDER, bucket	1				
52	1900050700	CYLINDER, boom	1				canopy
	1900050800	CYLINDER, boom	1				cab
	1900070200	CYLINDER, boom	1				cab, with cover
53	1900047100	CYLINDER, arm	1				
54	0003600058	SHIM	AR				t=0.2mm
55	0003600059	SHIM	AR				t=0.5mm
56	0003600060	SHIM	AR				t=0.2mm
57	0003600061	SHIM	AR				t=0.5mm
58	1140330010	WASHER	1		1455001~1455394		



Item	Part number	Description	HOE Q'ty	Chan.	Serial No.	Serv.	Remarks
59	1141110010 K239a5L	WASHER	1		1455001~1455394		

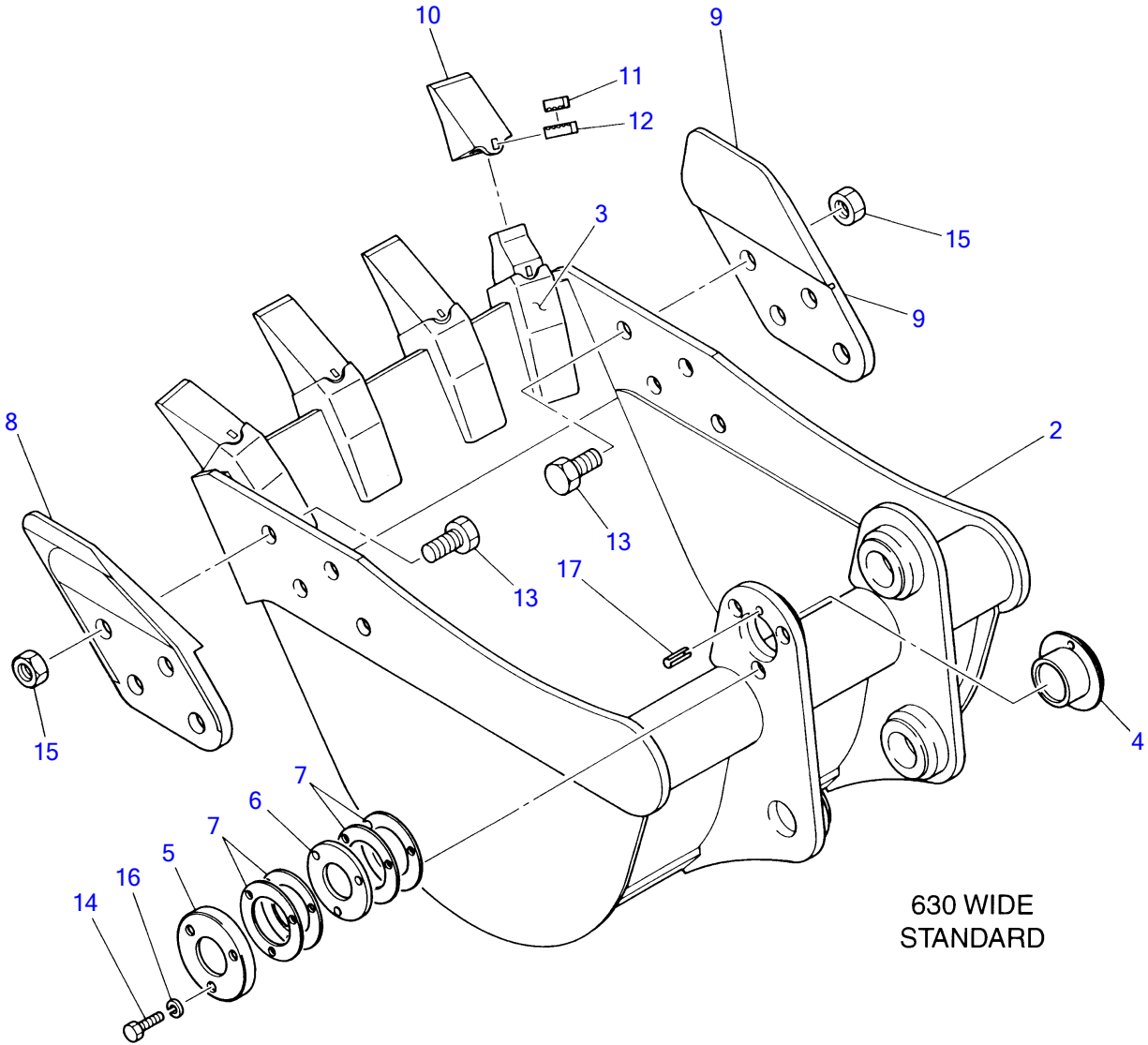


K2-39b-0-D

**TELESCOPIC ARM**

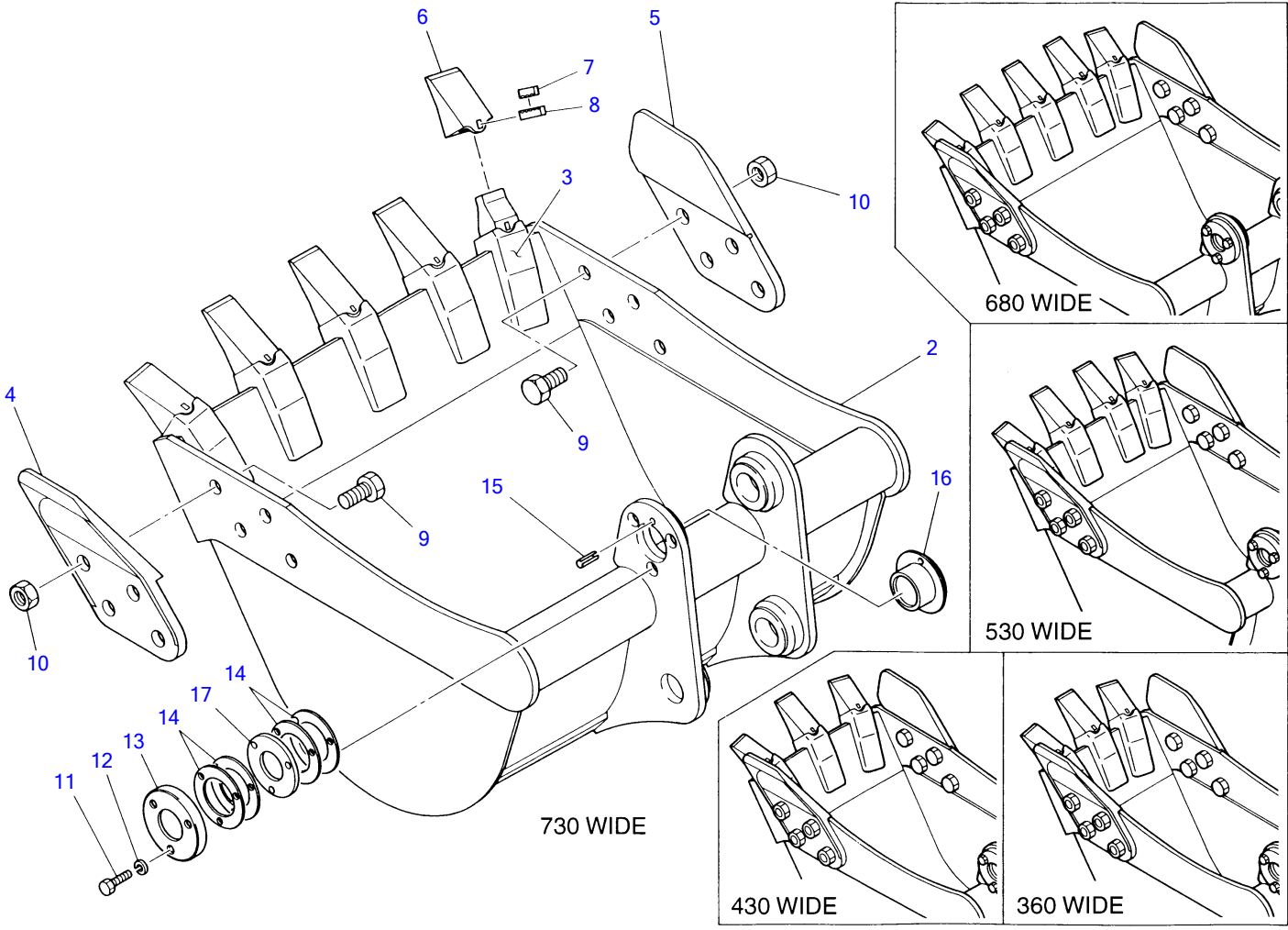
Item	Part number	Description	Q'ty	Chan.	Serial No.	Serv.	Remarks
1	<b>0396106100</b>	ARM ASSY, out side	1				
2	X <b>0396106200</b>	• ARM, out side	1				
3	<b>0002400025</b>	• BUSHING	2				
4	<b>1432200050</b>	SEAL, dust	2				
5	<b>0396106300</b>	ARM ASSY, inside	1				
6	X <b>0396106400</b>	• ARM, inside	1				
7	<b>0002400022</b>	• BUSHING	4				
8	<b>1432200045</b>	SEAL, dust	4				
9	<b>0466103500</b>	PLATE	1				
10	<b>0466103600</b>	SLIDE	8				
11	<b>0466103701</b>	SHIM	AR				
12	<b>0466103702</b>	SHIM	AR				
13	<b>0466103800</b>	PLATE	2				
14	<b>0466103900</b>	PLATE	2				
15	<b>0466100300</b>	ARM ASSY, link	1				
16	<b>0466100400</b>	• ARM, link	1				
17	<b>0002400022</b>	• BUSHING	2				
18	<b>0002100027</b>	• BUSHING	2				
19	<b>1432200045</b>	SEAL, dust	6				
20	<b>0466104000</b>	PLATE (R.H.)	1				
21	<b>0466104100</b>	PLATE (L.H.)	1				
22	<b>0396106500</b>	COLLAR	2				
23	<b>0011574006</b>	PIN	2				
24	<b>0011044001</b>	PIN	1				
25	<b>0011024003</b>	PIN	1				
26	<b>0011505240</b>	PIN	1				
27	<b>0011504125</b>	PIN	1				
28	<b>0014240198</b>	PIN	1				
29	<b>0014240107</b>	PIN	1				
30	<b>1432900046</b>	O-RING	2				
31	<b>1560001000</b>	NIPPLE, grease	4				
32	<b>1560001675</b>	NIPPLE, grease	1				
33	<b>1101041430</b>	BOLT	6				
34	<b>1103141210</b>	BOLT	1				
35	<b>1103041095</b>	BOLT	2				
36	<b>1103041085</b>	BOLT	3				
37	<b>1100041040</b>	BOLT	4				
38	<b>1100041030</b>	BOLT	16				
39	<b>1100041020</b>	BOLT	24				
40	<b>1130240012</b>	NUT	2				
41	<b>1130240010</b>	NUT	10				
42	<b>1140020014</b>	WASHER, spring	6				
43	<b>1140020010</b>	WASHER, spring	44				
44	<b>1213001026</b>	PIN, spring	2				
45	<b>1222016040</b>	RING, snap	4				
46	<b>1900047200</b>	CYLINDER, bucket	1				
47	<b>1900049800</b>	CYLINDER, telescopic	1				
48	<b>1432900008</b>	O-RING	2				

**K239b0L**



K2-40a-0-D

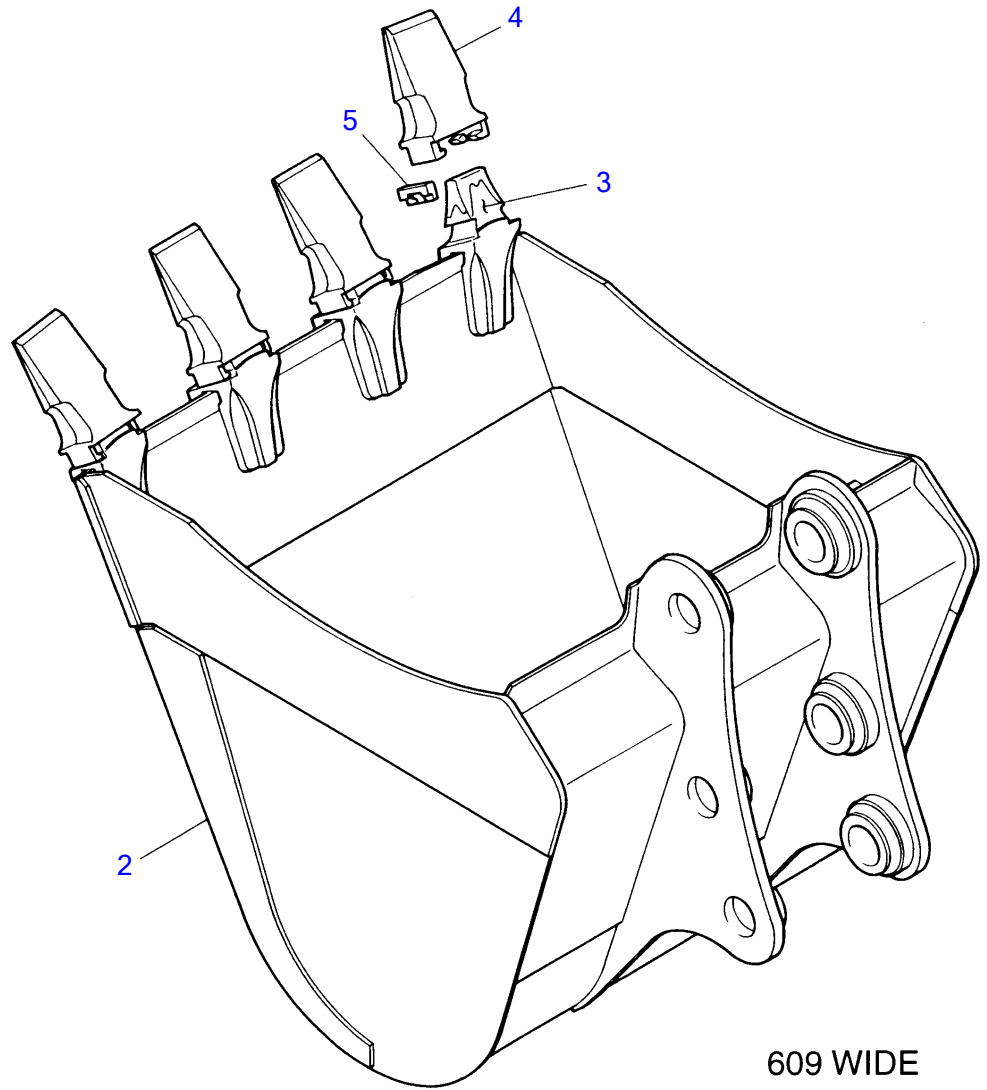
BUCKET 1						
Item	Part number	Description	Q'ty	Chan.	Serial No.	Serv. Remarks
1	0396201000	BUCKET ASSY	1			630wide
2	X 0396201100	▪ BUCKET	1			
3	1914200381	▪ ▪ ADAPTOR, tooth	4			
4	0396201200	▪ BUSHING	1			
5	0396201300	▪ PLATE	1			
6	0396200400	▪ FLANGE	1			
7	0396200500	▪ SHIM	AR			
8	1914210001	▪ CUTTER, side (R.H.)	1			
9	1914210002	▪ CUTTER, side (L.H.)	1			
10	1914200182	▪ POINT, tooth	4			
11	1914200183	▪ LOCK	4			
12	1914200184	▪ PIN	4			
13	1101051635	▪ BOLT	8			
14	1100051025	▪ BOLT	3			
15	1130550016	▪ NUT	8			
16	1140010010	▪ WASHER, spring	3			
17	1213000832	▪ PIN, spring	1			
	K240a0L					



K2-62a-0-D

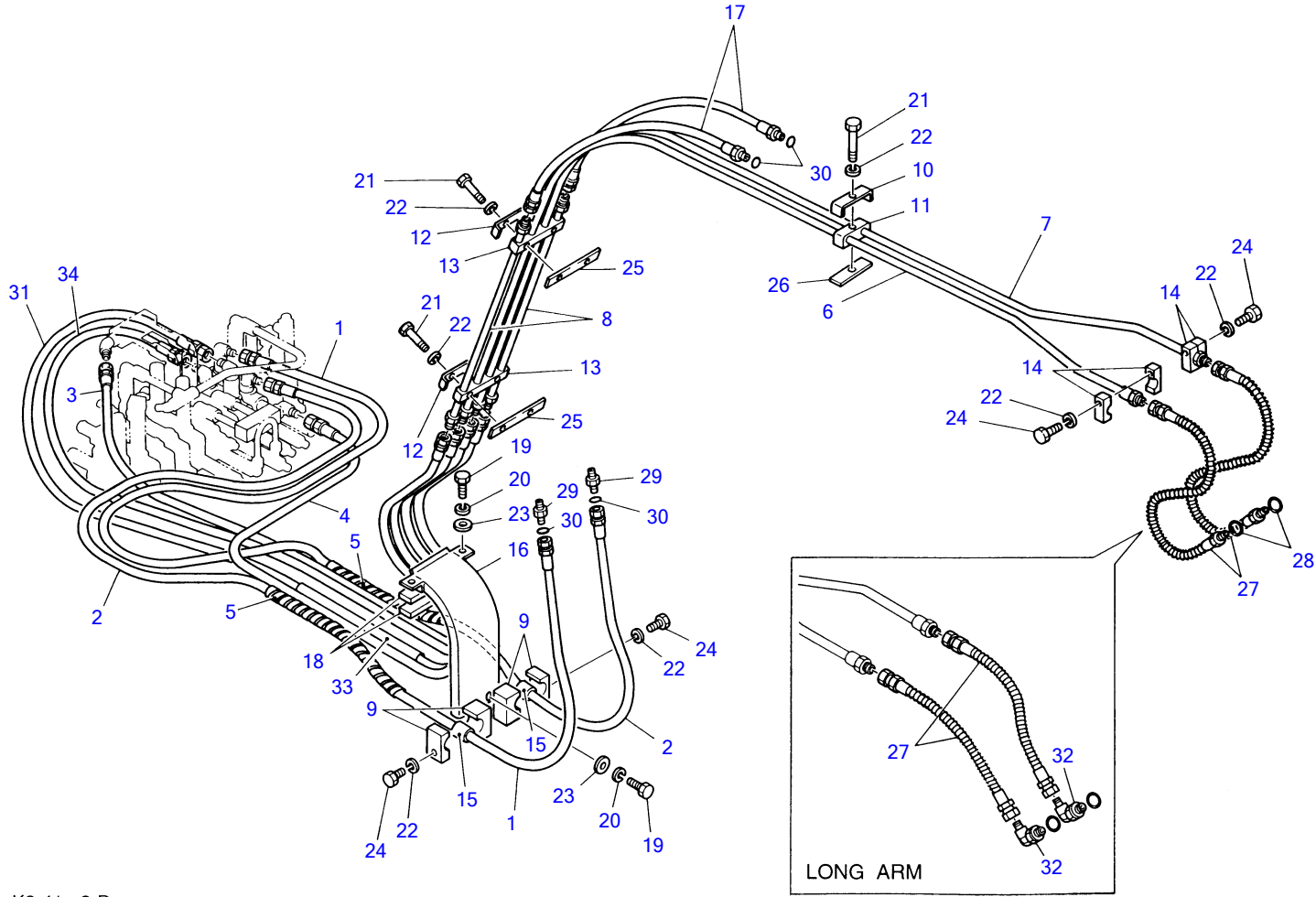


BUCKET 2						
Item	Part number	Description	Q'ty	Chan.	Serial No.	Serv. Remarks
1	0396202000	BUCKET ASSY	1			430wide
	0396203000	BUCKET ASSY	1			530wide
	0396204000	BUCKET ASSY	1			680wide
	0396205000	BUCKET ASSY	1			730wide
	0396206000	BUCKET ASSY	1			360wide
2	X 0396202100	· BUCKET	1			430W
	X 0396203100	· BUCKET	1			530W
	X 0396204100	· BUCKET	1			680W
	X 0396205100	· BUCKET	1			730W
	X 0396206100	· BUCKET	1			360W
3	1914200381	· · ADAPTOR, tooth	3			430W, 360W
	1914200381	· · ADAPTOR, tooth	4			530W
	1914200381	· · ADAPTOR, tooth	5			680W, 730W
4	1914210001	· CUTTER, side (R.H)	1			
5	1914210002	· CUTTER, side (L.H)	1			
6	1914200182	· POINT	3			430W, 360W
	1914200182	· POINT	4			530W
	1914200182	· POINT	5			680W, 730W
7	1914200183	· LOCK	3			430W, 360W
	1914200183	· LOCK	4			530W
	1914200183	· LOCK	5			680W, 730W
8	1914200184	· PIN	3			430W, 360W
	1914200184	· PIN	4			530W
	1914200184	· PIN	5			680W, 730W
9	1101051635	· BOLT	8			
10	1130550016	· NUT	8			
11	1100051025	· BOLT, socket	3			
12	1140010010	· WASHER, spring	3			
13	0396201300	· PLATE	1			
14	0396200500	· SHIM	AR			
15	1213000832	· PIN, spring	1			
16	0396201200	· BUSHING	1			
17	0396200400	· FLANGE	1			
	K262a1L					



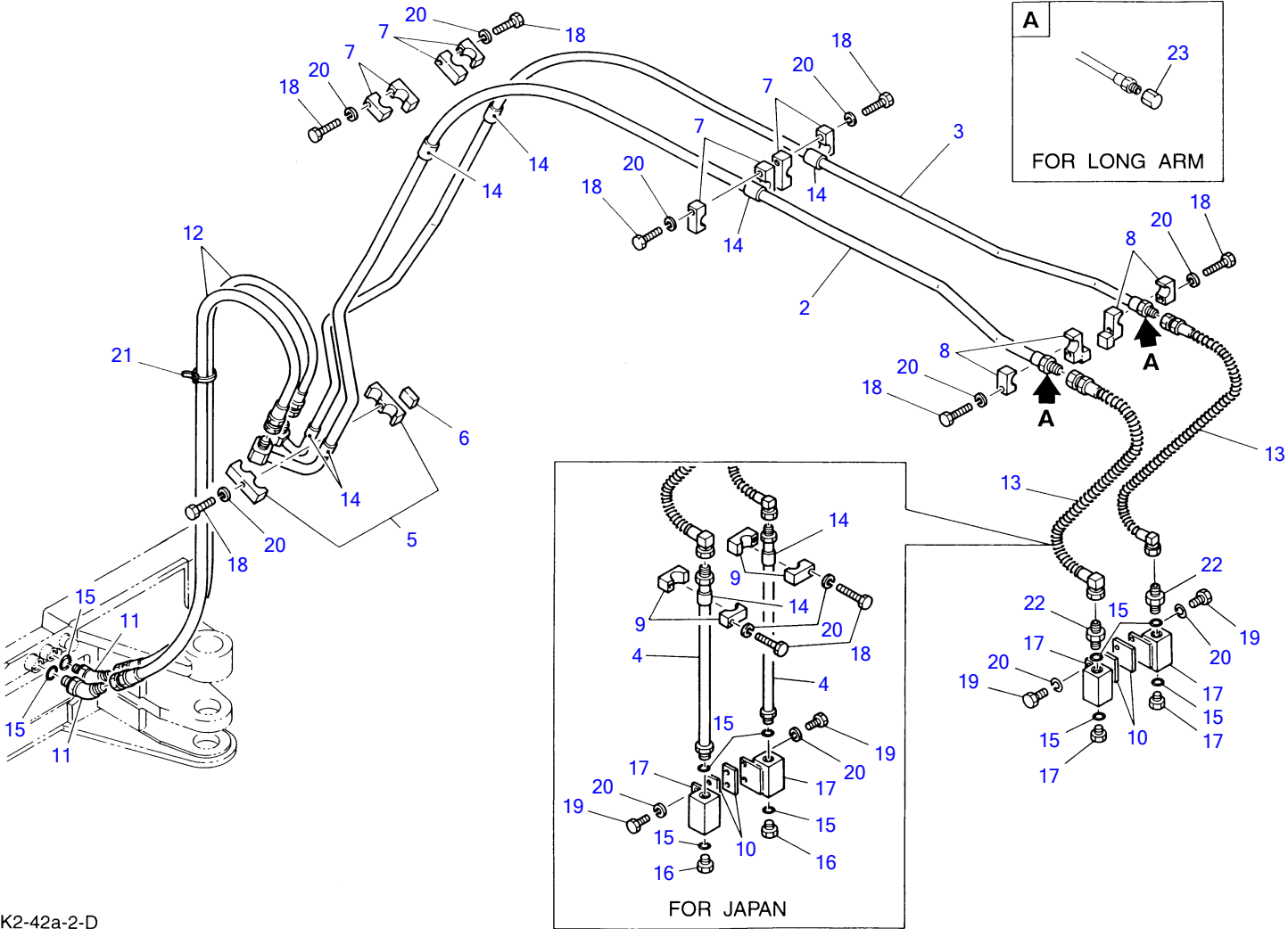
K2-40b-0-D

BUCKET (for U.S.A.)							
Item	Part number	Description	Q'ty	Chan.	Serial No.	Serv.	Remarks
1	0396213000	BUCKET ASSY	1				609wide
2	X 0396213100	▪ BUCKET	1				
3	1914201302	▪ ▪ ADAPTOR, tooth	4				
4	1914201301	▪ POINT, tooth	4				
5	1914201203	▪ PIN, lock	4				
	K240b0L						



K2-41a-3-D

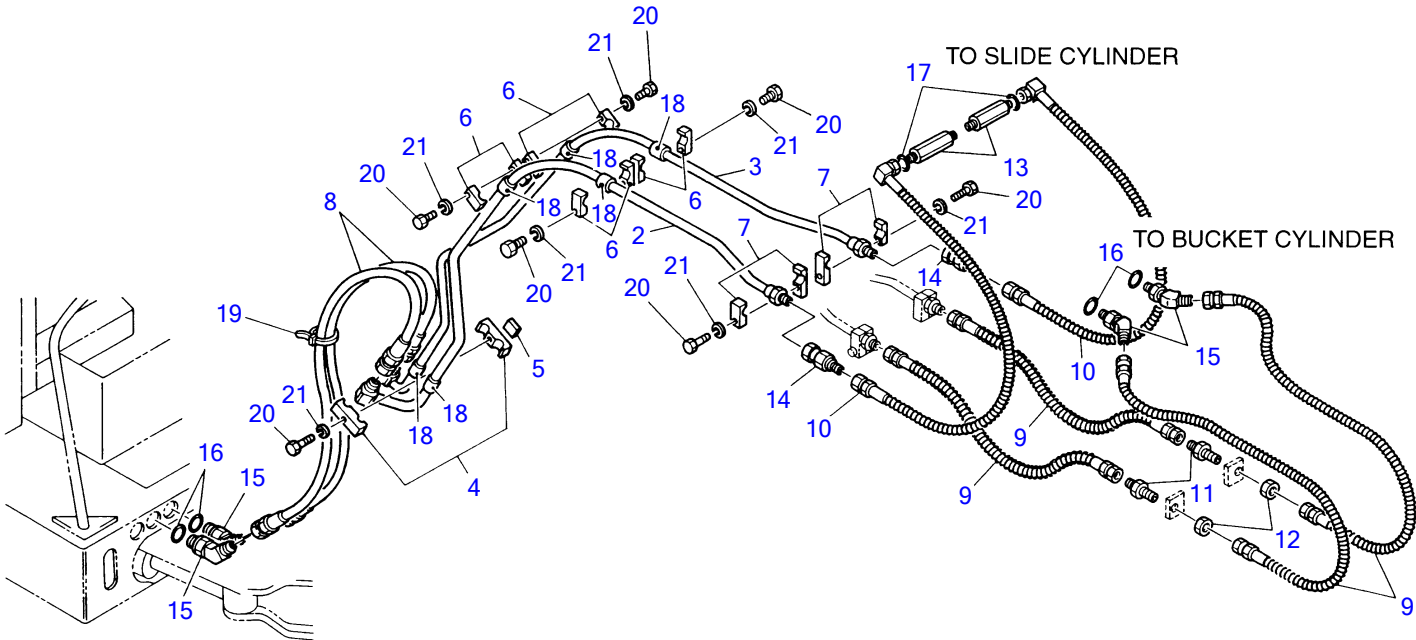
PIPING; HOE 1						
Item	Part number	Description	Q'ty	Chan.	Serial No.	Serv. Remarks
1	0397003000	HOSE ASSY	1			
2	0397003100	HOSE ASSY	1			
3	1945212245	HOSE ASSY	1			
4	1945212245	HOSE ASSY	1			
5	1532224200	TUBE	2			sold by the meter
6	0396002300	PIPE (R.H.)	1			
7	0396002400	PIPE (L.H.)	1			
8	0396002500	PIPE, arm	2			
9	0463190008	CLAMP ASSY	2			
10	0466007500	CLAMP	1			
11	0466000800	PROTECTOR	1			
12	0547300900	CLAMP	2			
13	0547301000	PROTECTOR	2			
14	0466090009	CLAMP ASSY	2	(L)	1455001~1455540	
	0447390019	CLAMP ASSY	2	(H)	1455541~	
15	0466006700	PROTECTOR	2			
16	0466000900	PLATE	1			
17	1935032075	HOSE ASSY	2			
18	0466006600	RUBBER	2			
19	1100041016	BOLT	4			
20	1140020010	WASHER, spring	4			
21	1100040845	BOLT	5			
22	1140020008	WASHER, spring	9			
23	1141110010	WASHER	4			
24	1100040830	BOLT	4			
25	0466007300	PLATE	2			
26	0466007400	PLATE	1			
27	1935132080	HOSE ASSY	2			
	1935312080	HOSE ASSY	2			long arm
28	1420010180	O-RING	2			
29	1515600202	ADAPTOR	2			
30	1420010180	O-RING	4			
31	1945212345	HOSE ASSY	1			
32	1515010042	ELBOW	2			long arm
33	1531335060	PROTECTOR	1			sold by the meter
34	1945212333	HOSE ASSY	1			
	K241a4L					



K2-42a-2-D

**PIPING; HOE 2 (auxiliary line)**

Item	Part number	Description	Q'ty	Chan.	Serial No.	Serv.	Remarks
1	<b>0397390000</b>	PIPING ASSY	1				
2	<b>0397301100</b>	▪ PIPE	1				
3	<b>0397301200</b>	▪ PIPE	1				
4	<b>0457300300</b>	▪ PIPE	2				for Japan
5	<b>0467390009</b>	▪ CLAMP ASSY	1				
6	<b>0447310700</b>	▪ PLATE	1				
7	<b>0447390019</b>	▪ CLAMP ASSY	4				
8	<b>0447390049</b>	▪ CLAMP ASSY	2				
9	<b>0447390079</b>	▪ CLAMP ASSY	2				for Japan
10	<b>0447311300</b>	▪ PLATE	2				
11	<b>1515100112</b>	▪ ELBOW	2				
12	<b>1935212155</b>	▪ HOSE ASSY	2				
13	<b>1935900002</b>	▪ HOSE ASSY	2				
14	<b>1531419003</b>	▪ PROTECTOR	8				for Japan
	<b>1531419003</b>	▪ PROTECTOR	6				
15	<b>1420010180</b>	▪ O-RING	6				
16	<b>1515600502</b>	▪ PLUG	2				
17	<b>1901719800</b>	▪ VALVE ASSY, stop	2				
18	<b>1100040835</b>	▪ BOLT	9				for Japan
	<b>1100040835</b>	▪ BOLT	7				
19	<b>1100040816</b>	▪ BOLT	4				
20	<b>1140020008</b>	▪ WASHER, spring	13				for Japan
	<b>1140020008</b>	▪ WASHER, spring	11				
21	<b>1652201005</b>	▪ BAND	1				
22	<b>1515600202</b>	▪ ADAPTOR	2				
23	<b>1513900004</b>	▪ SOCKET	2				for long arm
	<b>K242a4L</b>						

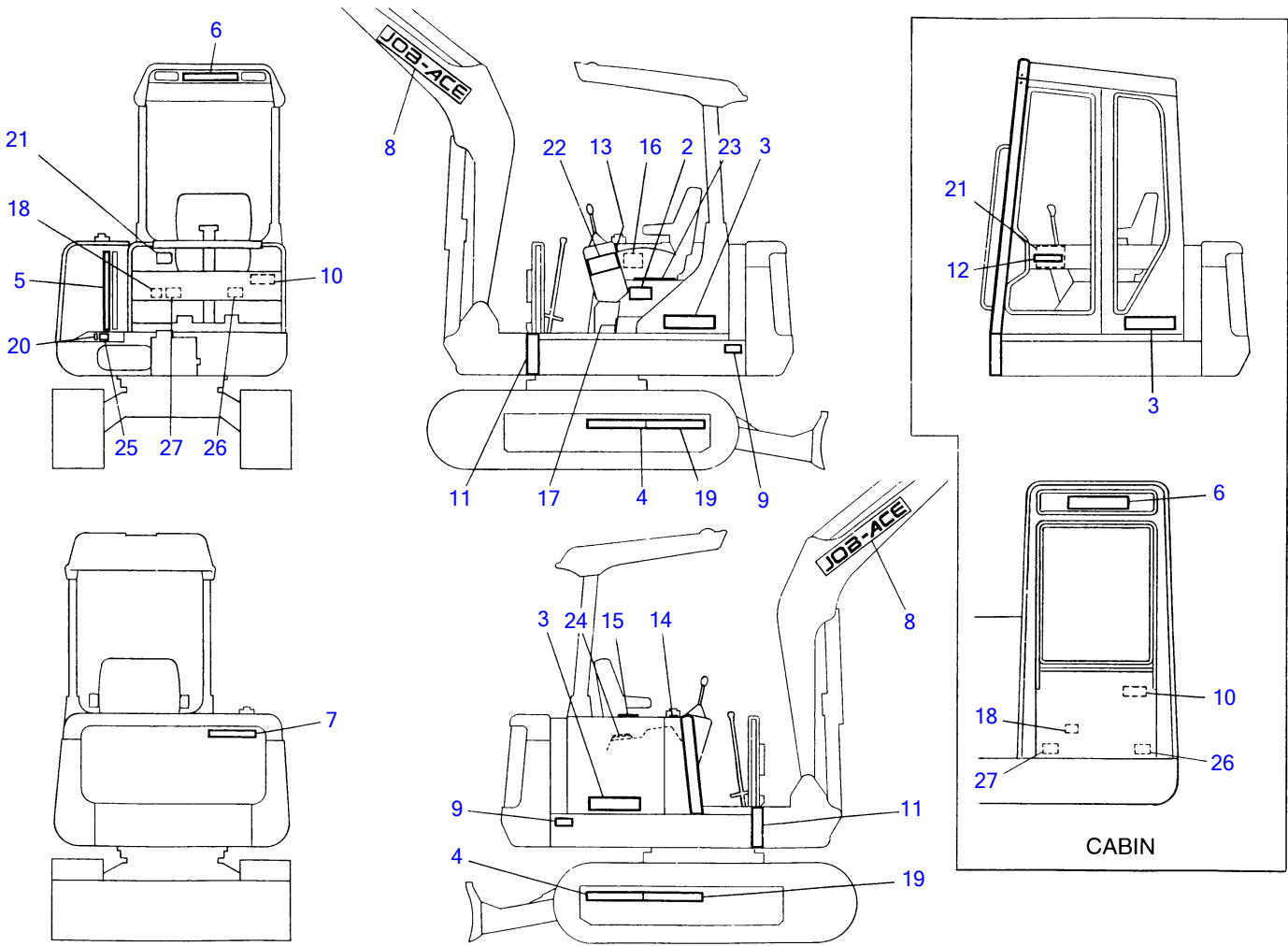


K2-42b-0-D



**PIPING; HOE 3 (telescopic)**

Item	Part number	Description	Q'ty	Chan.	Serial No.	Serv.	Remarks
1	<b>0396190004</b>	PIPING ASSY	1				
2	<b>0397301100</b>	• PIPE	1				
3	<b>0397301200</b>	• PIPE	1				
4	<b>0467390009</b>	• CLAMP ASSY	1				
5	<b>0447310700</b>	• PLATE	1				
6	<b>0447390019</b>	• CLAMP ASSY	4				
7	<b>0447390049</b>	• CLAMP ASSY	2				
8	<b>1935212155</b>	• HOSE ASSY	2				
9	<b>1935312095</b>	• HOSE ASSY	4				
10	<b>1802101055</b>	• HOSE ASSY	2				
11	<b>0007200189</b>	• ADAPTOR	2				
12	<b>0007200156</b>	• NUT	2				
13	<b>0007203025</b>	• ADAPTOR	2				
14	<b>0007236040</b>	• ADAPTOR	2				
15	<b>1515100112</b>	• ELBOW	4				
16	<b>1420010180</b>	• O-RING	4				
17	<b>1420010110</b>	• O-RING	2				
18	<b>1531419003</b>	• PROTECTOR	6				
19	<b>1652201005</b>	• BAND	1				
20	<b>1100040835</b>	• BOLT	7				
21	<b>1140020008</b>	• WASHER, spring	7				
	<b>K242b1L</b>						



K2-43a-5-D

DECAL (JOB-ACE, for Japan)

Item	Part number	Description	Q'ty	Chan.	Serial No.	Serv.	Remarks
1	0399390080	DECAL SET	1				canopy
	0399390090	DECAL SET	1				cab
2	0399300100	• DECAL	1				
3	0399300200	• DECAL	2				
4	0359307100	• SYMBOL MARK	2				
5	0359300400	• SYMBOL MARK	1				
6	0359300500	• SYMBOL MARK	1				
7	0359300600	• SYMBOL MARK	1				
8	0399300300	• SYMBOL MARK	2				
9	0359300900	• DECAL	2				
10	0439301100	• DECAL	1		1455001~1455820		
10-1	0349318100	• DECAL	1	(H)	1455821~		
11	0359301100	• DECAL	4				
12	0359300800	• DECAL	1				cab
13	0359307300	• DECAL	2		1455001~1455338		
13-1	0359313200	• DECAL	1	(H)	1455339~		
14	0359306600	• SYMBOL MARK	1				
15	0359306700	• SYMBOL MARK	1				
16	0569322100	• DECAL	1				
17	0439301400	• DECAL	1		1455001~1455820		
	0339318300	• DECAL	1	(H)	1455821~		
18	0359306900	• DECAL	1				
19	0359301200	• DECAL	2				
20	0359306800	• DECAL	1				
21	0359301300	• DECAL	1				
22	0499300600	• DECAL	1				
23	0359313400	• DECAL	1				
24	0359317200	• DECAL	1				
25	0359325220	DECAL	1		1455901~		breaker
26	0359325180	DECAL	1		1455901~		breaker
27	0359325270	DECAL	1		1455901~		swing breaker
	K243a5L						

2 3 4

TB045 油圧ショベル			
型式	シリアル	キャビン	
製造年			
製造月			
製造日			
製造場所			
製造番号			
製造工場			
製造国			
製造会社			
製造工場			
製造国			
製造会社			

# TB045

HY-TRASM

5 6 8

JOB-ACE

JOB-ACE

7 9

JOB-ACE

**CAUTION**  
 旋回内立入禁止

10 10-1

12

**JOB-ACE**  
 DIESEL COMPACT EXCAVATOR

13 13-1

14 15

16

DOWN DOZER UP

17

18

19

SUPER HYDRAULIC TRACTION  
 ATTACHMENT SAME MOVE SYSTEM

20

21

22

23

警告

エンジン油温が20℃以上を越すと、油漏れが起きます。油漏れが起くと、エンジンが熱くなり、燃焼不良が起きます。燃焼不良が起くと、エンジンが壊れるので、燃焼不良が起くと、エンジンを止めてください。

1. エンジン油温。
2. エンジン油温。
3. エンジン油温。燃焼不良。(燃焼不良)
4. エンジン油温。(燃焼不良)
5. エンジン油温。燃焼不良。(燃焼不良)
6. エンジン油温。燃焼不良。(燃焼不良)
7. エンジン油温。
8. エンジン油温。燃焼不良。
9. エンジン油温。燃焼不良。燃焼不良。

24

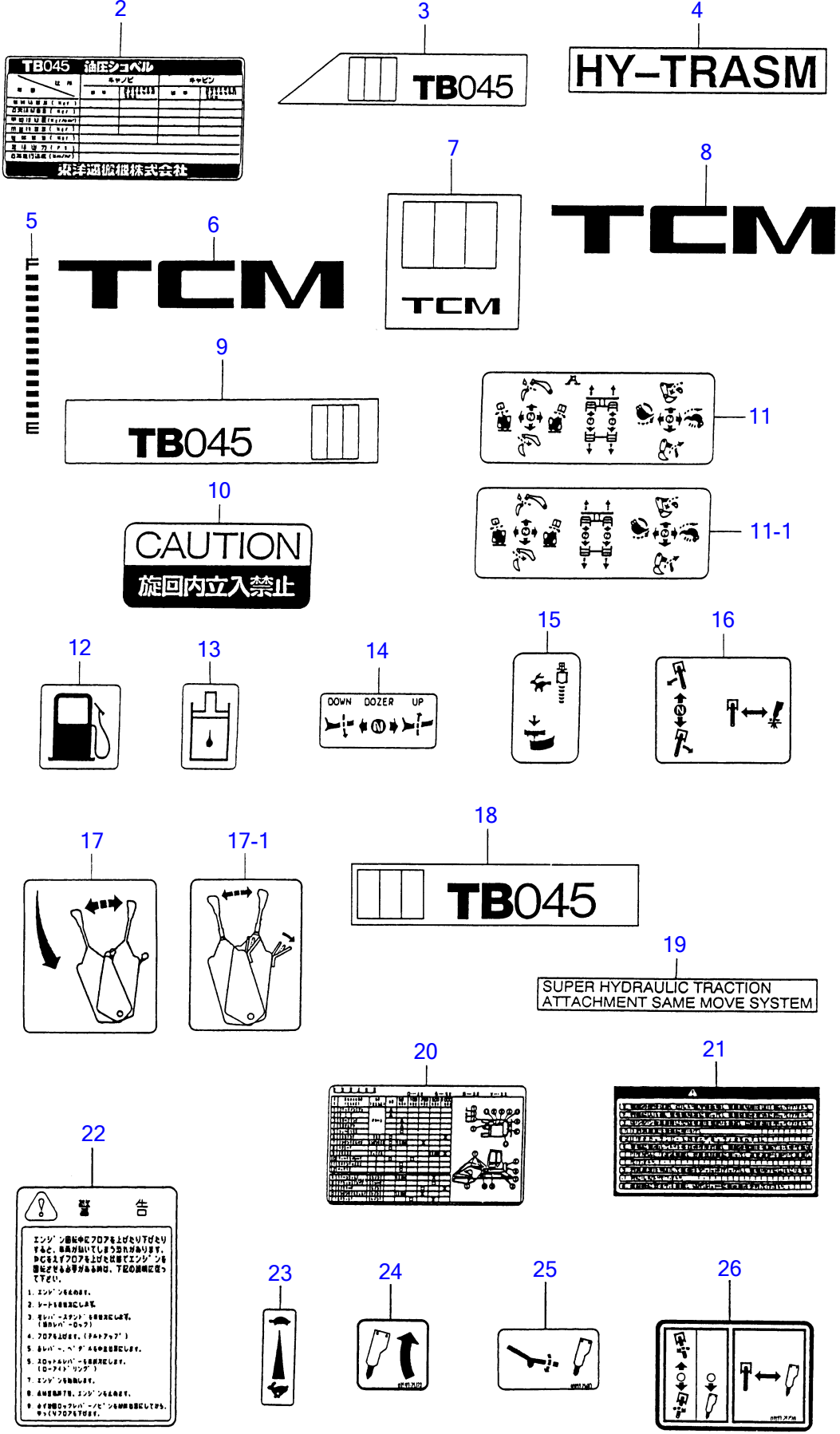
25

26

27

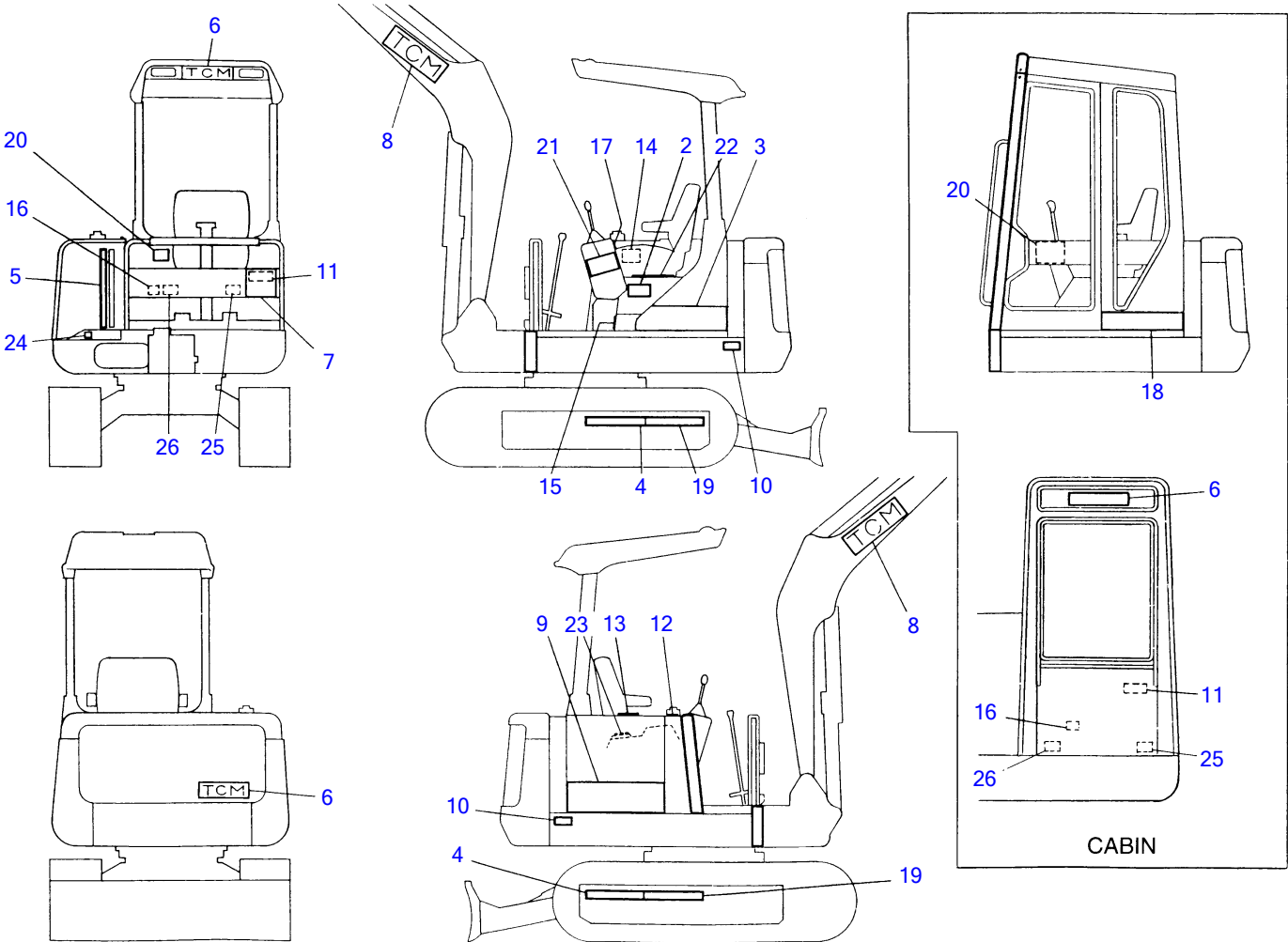
DECAL (JOB-ACE, for Japan)

Item	Part number	Description	Q'ty	Chan.	Serial No.	Serv.	Remarks
1	0399390080	DECAL SET	1				canopy
	0399390090	DECAL SET	1				cab
2	0399300100	• DECAL	1				
3	0399300200	• DECAL	2				
4	0359307100	• SYMBOL MARK	2				
5	0359300400	• SYMBOL MARK	1				
6	0359300500	• SYMBOL MARK	1				
7	0359300600	• SYMBOL MARK	1				
8	0399300300	• SYMBOL MARK	2				
9	0359300900	• DECAL	2				
10	0439301100	• DECAL	1		1455001~1455820		
10-1	0349318100	• DECAL	1	(H)	1455821~		
11	0359301100	• DECAL	4				
12	0359300800	• DECAL	1				cab
13	0359307300	• DECAL	2		1455001~1455338		
13-1	0359313200	• DECAL	1	(H)	1455339~		
14	0359306600	• SYMBOL MARK	1				
15	0359306700	• SYMBOL MARK	1				
16	0569322100	• DECAL	1				
17	0439301400	• DECAL	1		1455001~1455820		
	0339318300	• DECAL	1	(H)	1455821~		
18	0359306900	• DECAL	1				
19	0359301200	• DECAL	2				
20	0359306800	• DECAL	1				
21	0359301300	• DECAL	1				
22	0499300600	• DECAL	1				
23	0359313400	• DECAL	1				
24	0359317200	• DECAL	1				
25	0359325220	DECAL	1		1455901~		breaker
26	0359325180	DECAL	1		1455901~		breaker
27	0359325270	DECAL	1		1455901~		swing breaker
	K243a5L						



**DECAL (TCM, for Japan)**

Item	Part number	Description	Qty	Chan.	Serial No.	Serv.	Remarks
1	<b>0399390100</b>	DECAL SET	1				canopy
	<b>0399390140</b>	DECAL SET (standard)	1				canopy
	<b>0399390110</b>	DECAL SET	1				cab
	<b>0399390150</b>	DECAL SET (standard)	1				cab
2	<b>0399302100</b>	• DECAL	1				
3	<b>0399302200</b>	• DECAL	1				canopy
4	<b>0359307100</b>	• SYMBOL MARK	2				
5	<b>0359300400</b>	• SYMBOL MARK	1				
6	<b>0359303300</b>	• SYMBOL MARK	2				
7	<b>0359303400</b>	• DECAL	1				canopy
8	<b>0359303500</b>	• SYMBOL MARK	2				
9	<b>0399302300</b>	• DECAL	1				
10	<b>0359300900</b>	• DECAL	2				
11	<b>0439301100</b>	• DECAL	1		1455001~1455820		
11-1	<b>0349318100</b>	• DECAL	1	(H)	1455821~		
12	<b>0359306600</b>	• SYMBOL MARK	1				
13	<b>0359306700</b>	• SYMBOL MARK	1				
14	<b>0569322100</b>	• DECAL	1				
15	<b>0439301400</b>	• DECAL	1		1455001~1455820		
	<b>0339318300</b>	• DECAL	1	(H)	1455821~		
16	<b>0359306900</b>	• DECAL	1				
17	<b>0359307300</b>	• DECAL	2		1455001~1455338		
17-1	<b>0359313200</b>	• DECAL	1	(H)	1455339~		
18	<b>0399304100</b>	• DECAL	1				cab
19	<b>0359301200</b>	• DECAL	2				
20	<b>0359301300</b>	• DECAL	1				
21	<b>0499300600</b>	• DECAL	1				
22	<b>0359313400</b>	• DECAL	1				
23	<b>0359317200</b>	• DECAL	1				
24	<b>0359325220</b>	DECAL	1		1455901~		breaker
25	<b>0359325180</b>	DECAL	1		1455901~		breaker
26	<b>0359325270</b>	DECAL	1		1455901~		swing breaker
	<b>K243b5L</b>						

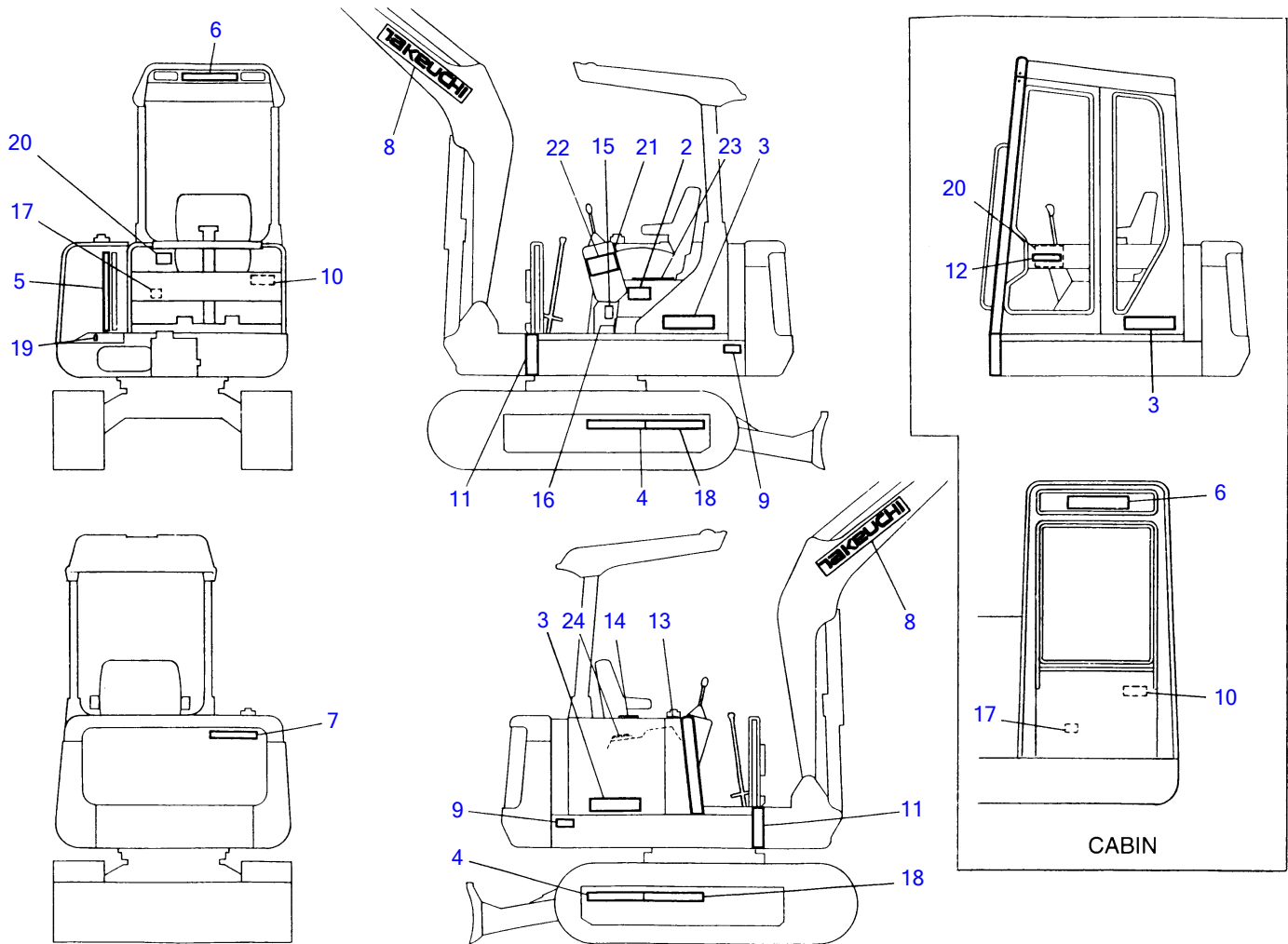


K2-43b-5-D



**DECAL (TCM, for Japan)**

Item	Part number	Description	Qty	Chan.	Serial No.	Serv.	Remarks
1	<b>0399390100</b>	DECAL SET	1				canopy
	<b>0399390140</b>	DECAL SET (standard)	1				canopy
	<b>0399390110</b>	DECAL SET	1				cab
	<b>0399390150</b>	DECAL SET (standard)	1				cab
2	<b>0399302100</b>	• DECAL	1				
3	<b>0399302200</b>	• DECAL	1				canopy
4	<b>0359307100</b>	• SYMBOL MARK	2				
5	<b>0359300400</b>	• SYMBOL MARK	1				
6	<b>0359303300</b>	• SYMBOL MARK	2				
7	<b>0359303400</b>	• DECAL	1				canopy
8	<b>0359303500</b>	• SYMBOL MARK	2				
9	<b>0399302300</b>	• DECAL	1				
10	<b>0359300900</b>	• DECAL	2				
11	<b>0439301100</b>	• DECAL	1		1455001~1455820		
11-1	<b>0349318100</b>	• DECAL	1	(H)	1455821~		
12	<b>0359306600</b>	• SYMBOL MARK	1				
13	<b>0359306700</b>	• SYMBOL MARK	1				
14	<b>0569322100</b>	• DECAL	1				
15	<b>0439301400</b>	• DECAL	1		1455001~1455820		
	<b>0339318300</b>	• DECAL	1	(H)	1455821~		
16	<b>0359306900</b>	• DECAL	1				
17	<b>0359307300</b>	• DECAL	2		1455001~1455338		
17-1	<b>0359313200</b>	• DECAL	1	(H)	1455339~		
18	<b>0399304100</b>	• DECAL	1				cab
19	<b>0359301200</b>	• DECAL	2				
20	<b>0359301300</b>	• DECAL	1				
21	<b>0499300600</b>	• DECAL	1				
22	<b>0359313400</b>	• DECAL	1				
23	<b>0359317200</b>	• DECAL	1				
24	<b>0359325220</b>	DECAL	1		1455901~		breaker
25	<b>0359325180</b>	DECAL	1		1455901~		breaker
26	<b>0359325270</b>	DECAL	1		1455901~		swing breaker
	<b>K243b5L</b>						

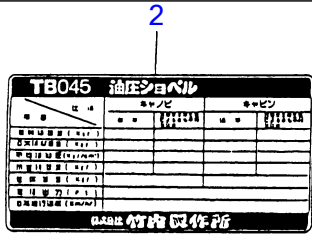


K2-43d-2-D

**DECAL (for Japan) (1455001~1455900)**

Item	Part number	Description	Q'ty	Chan.	Serial No.	Serv.	Remarks
1	0399390120	DECAL SET	1		1455001~1455338		canopy
	0399390160	DECAL SET	1		1455339~1455900		canopy
	0399390170	DECAL SET (standard)	1		1455001~1455338		canopy
	0399390180	DECAL SET (standard)	1		1455339~1455900		canopy
	0399390130	DECAL SET	1		1455001~1455338		cab
	0399390190	DECAL SET	1		1455339~1455900		cab
	0399390200	DECAL SET (standard)	1		1455001~1455338		cab
	0399390210	DECAL SET (standard)	1		1455339~1455900		cab
2	0399300100	• DECAL	1				
3	0399300200	• DECAL	2				
4	0359307100	• SYMBOL MARK	2				
5	0359300400	• DECAL	1				
6	0359306100	• DECAL	1				
7	0359306200	• DECAL	1				
8	0399305100	• DECAL	2				
9	0359300900	• DECAL	2				
10	0439301100	• DECAL	1		1455001~1455820		
10-1	0349318100	• DECAL	1	(H)	1455821~1455900		
11	0359301100	• DECAL	4				
12	0359306400	• DECAL	1				cab
13	0359306600	• SYMBOL MARK	1				
14	0359306700	• SYMBOL MARK	1				
15	0569322100	• DECAL	1				
16	0439301400	• DECAL	1		1455001~1455820		
	0339318300	• DECAL	1	(H)	1455821~1455900		
17	0359306900	• DECAL	1				
18	0359301200	• DECAL	2				
19	0359306800	• DECAL	1				
20	0359301300	• DECAL	1				
21	0359307300	• DECAL	2		1455001~1455338		
21-1	0359313200	• DECAL	1	(H)	1455339~1455900		
22	0499300600	• DECAL	1				
23	0359313400	• DECAL	1				
24	0359317200	• DECAL	1				

K243d3L



3  
**TB045**

4  
**HY-TRASM**

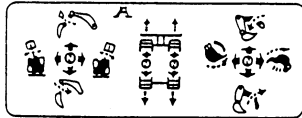


6  
**TAKEUCHI**

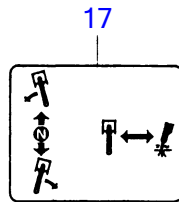
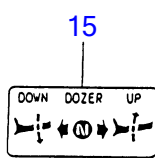
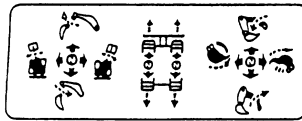
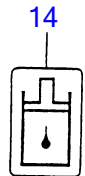
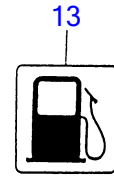
7  
**TAKEUCHI**

8  
**TAKEUCHI**

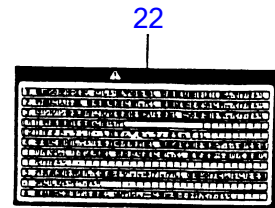
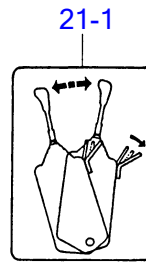
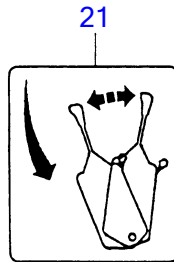
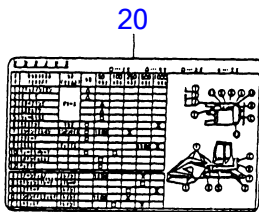
9  
**CAUTION**  
 旋回内立入禁止



12  
**TAKEUCHI**  
 DIESEL COMPACT EXCAVATOR



18  
 SUPER HYDRAULIC TRACTION  
 ATTACHMENT SAME MOVE SYSTEM



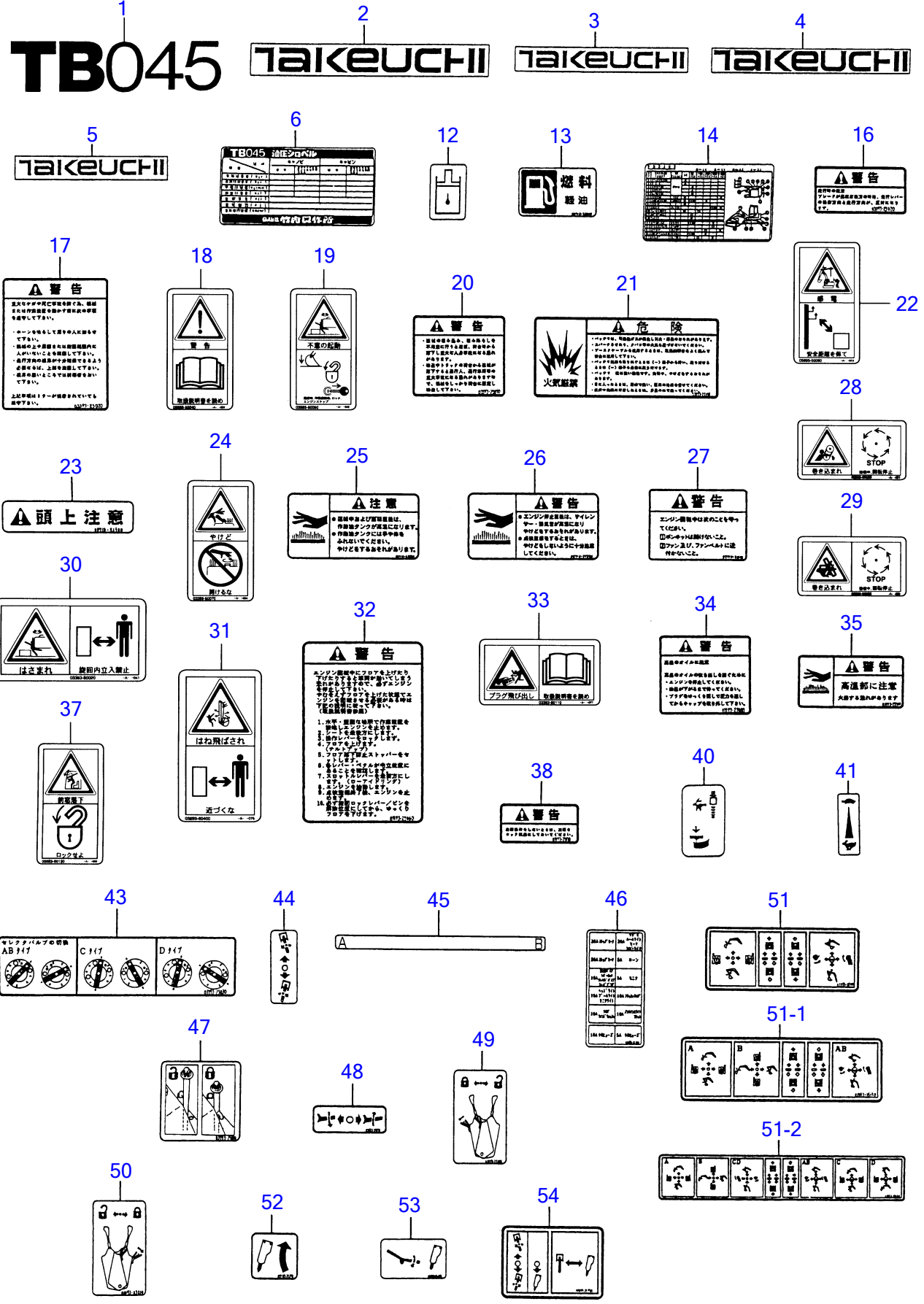
23  
**警告**  
 エンジン室のドアを開けるときは必ずエンジンを止めておいてください。エンジンを止めておかないと、エンジンが回転し、怪我の原因となります。  
 1. エンジン室のドアを開けるときは必ずエンジンを止めておいてください。  
 2. エンジン室のドアを開けるときは必ずエンジンを止めておいてください。  
 3. エンジン室のドアを開けるときは必ずエンジンを止めておいてください。  
 4. エンジン室のドアを開けるときは必ずエンジンを止めておいてください。  
 5. エンジン室のドアを開けるときは必ずエンジンを止めておいてください。  
 6. エンジン室のドアを開けるときは必ずエンジンを止めておいてください。  
 7. エンジン室のドアを開けるときは必ずエンジンを止めておいてください。  
 8. エンジン室のドアを開けるときは必ずエンジンを止めておいてください。  
 9. エンジン室のドアを開けるときは必ずエンジンを止めておいてください。  
 10. エンジン室のドアを開けるときは必ずエンジンを止めておいてください。



**DECAL (for Japan) (1455001~1455900)**

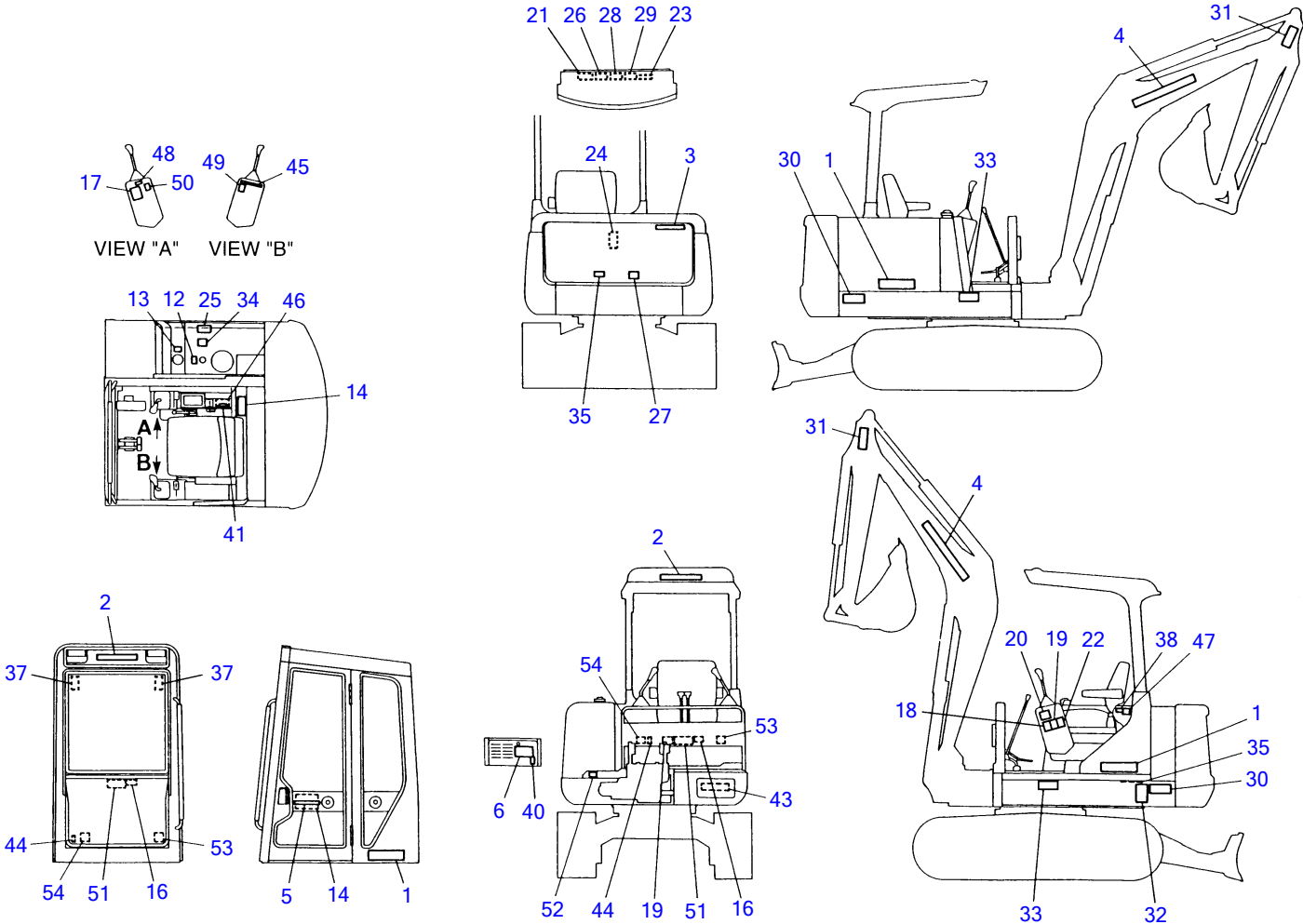
Item	Part number	Description	Q'ty	Chan.	Serial No.	Serv.	Remarks
1	0399390120	DECAL SET	1		1455001~1455338		canopy
	0399390160	DECAL SET	1		1455339~1455900		canopy
	0399390170	DECAL SET (standard)	1		1455001~1455338		canopy
	0399390180	DECAL SET (standard)	1		1455339~1455900		canopy
	0399390130	DECAL SET	1		1455001~1455338		cab
	0399390190	DECAL SET	1		1455339~1455900		cab
	0399390200	DECAL SET (standard)	1		1455001~1455338		cab
	0399390210	DECAL SET (standard)	1		1455339~1455900		cab
2	0399300100	▪ DECAL	1				
3	0399300200	▪ DECAL	2				
4	0359307100	▪ SYMBOL MARK	2				
5	0359300400	▪ DECAL	1				
6	0359306100	▪ DECAL	1				
7	0359306200	▪ DECAL	1				
8	0399305100	▪ DECAL	2				
9	0359300900	▪ DECAL	2				
10	0439301100	▪ DECAL	1		1455001~1455820		
10-1	0349318100	▪ DECAL	1	(H)	1455821~1455900		
11	0359301100	▪ DECAL	4				
12	0359306400	▪ DECAL	1				cab
13	0359306600	▪ SYMBOL MARK	1				
14	0359306700	▪ SYMBOL MARK	1				
15	0569322100	▪ DECAL	1				
16	0439301400	▪ DECAL	1		1455001~1455820		
	0339318300	▪ DECAL	1	(H)	1455821~1455900		
17	0359306900	▪ DECAL	1				
18	0359301200	▪ DECAL	2				
19	0359306800	▪ DECAL	1				
20	0359301300	▪ DECAL	1				
21	0359307300	▪ DECAL	2		1455001~1455338		
21-1	0359313200	▪ DECAL	1	(H)	1455339~1455900		
22	0499300600	▪ DECAL	1				
23	0359313400	▪ DECAL	1				
24	0359317200	▪ DECAL	1				

K243d3L



DECAL (for Japan) (1455901~)

Item	Part number	Description	Q'ty	Chan.	Serial No.	Serv.	Remarks
0	0399390260	DECAL SET	1				canopy
	0399390270	DECAL SET	1				cab
1	0399300200	• DECAL	2				
2	0359306100	• DECAL	1				
3	0359306200	• DECAL	1				
4	0399305100	• DECAL	4				
5	0569321400	• DECAL	1				cab
6	0399300100	• DECAL	1				
12	0359306700	• DECAL	1				
13	0871082240	• SYMBOL MARK	1				
14	0359301300	• DECAL	1				
16	0359325020	• DECAL	1				
17	0359325030	• DECAL	1				
18	0339350040	• DECAL	1				
19	0339350050	• DECAL	1				
20	0359325090	• DECAL	1				
21	0359325140	• DECAL	1				
22	0339350060	• DECAL	1				
23	0871082300	• DECAL	1				
24	0339350070	• DECAL	1				
25	0871082220	• DECAL	1				
26	0871082280	• DECAL	1				
27	0871082120	• DECAL	1				
28	0329360500	• DECAL	1				
29	0329360300	• DECAL	1				
30	0339350020	• DECAL	2				
31	0329360400	• DECAL	2				
32	0359325060	• DECAL	1				
33	0359325070	• DECAL	2				
34	0359325080	• DECAL	1				
35	0359325100	• DECAL	2				
37	0339350130	• DECAL	2				cab
38	0359325130	• DECAL	1				
40	0339318300	• DECAL	1				
41	0359317200	• DECAL	1				
43	0399325030	• DECAL	1				
44	0359325170	• DECAL	1				
45	0359325230	• DECAL	1				
46	0359325320	• DECAL	1				
47	0399325020	• DECAL	1				
48	0359325190	• DECAL	1				
49	0359325200	• DECAL	1				
50	0359325210	• DECAL	1				
51	0359325240	• DECAL	1				standard
51-1	0359325250	• DECAL	1				A-B
51-2	0359325260	• DECAL	1				A-B-C-D
52	0359325220	DECAL	1				breaker
53	0359325180	DECAL	1				breaker
54	0359325270	DECAL	1				swing breaker
	K243d5L						



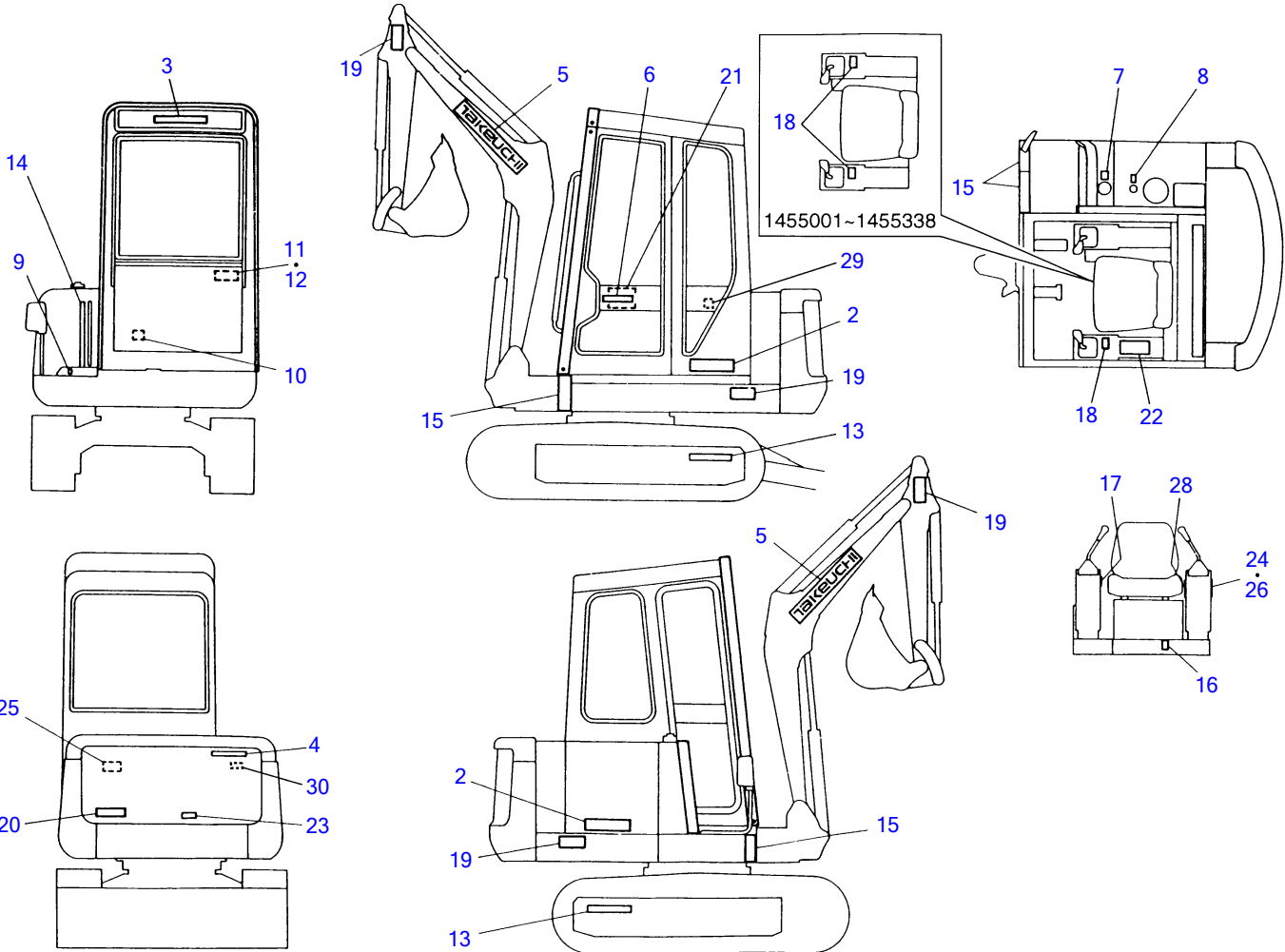
K2-43d-4-D



DECAL (for Japan) (1455901~)

Item	Part number	Description	Q'ty	Chan.	Serial No.	Serv.	Remarks
0	0399390260	DECAL SET	1				canopy
	0399390270	DECAL SET	1				cab
1	0399300200	• DECAL	2				
2	0359306100	• DECAL	1				
3	0359306200	• DECAL	1				
4	0399305100	• DECAL	4				
5	0569321400	• DECAL	1				cab
6	0399300100	• DECAL	1				
12	0359306700	• DECAL	1				
13	0871082240	• SYMBOL MARK	1				
14	0359301300	• DECAL	1				
16	0359325020	• DECAL	1				
17	0359325030	• DECAL	1				
18	0339350040	• DECAL	1				
19	0339350050	• DECAL	1				
20	0359325090	• DECAL	1				
21	0359325140	• DECAL	1				
22	0339350060	• DECAL	1				
23	0871082300	• DECAL	1				
24	0339350070	• DECAL	1				
25	0871082220	• DECAL	1				
26	0871082280	• DECAL	1				
27	0871082120	• DECAL	1				
28	0329360500	• DECAL	1				
29	0329360300	• DECAL	1				
30	0339350020	• DECAL	2				
31	0329360400	• DECAL	2				
32	0359325060	• DECAL	1				
33	0359325070	• DECAL	2				
34	0359325080	• DECAL	1				
35	0359325100	• DECAL	2				
37	0339350130	• DECAL	2				cab
38	0359325130	• DECAL	1				
40	0339318300	• DECAL	1				
41	0359317200	• DECAL	1				
43	0399325030	• DECAL	1				
44	0359325170	• DECAL	1				
45	0359325230	• DECAL	1				
46	0359325320	• DECAL	1				
47	0399325020	• DECAL	1				
48	0359325190	• DECAL	1				
49	0359325200	• DECAL	1				
50	0359325210	• DECAL	1				
51	0359325240	• DECAL	1				standard
51-1	0359325250	• DECAL	1				A-B
51-2	0359325260	• DECAL	1				A-B-C-D
52	0359325220	DECAL	1				breaker
53	0359325180	DECAL	1				breaker
54	0359325270	DECAL	1				swing breaker

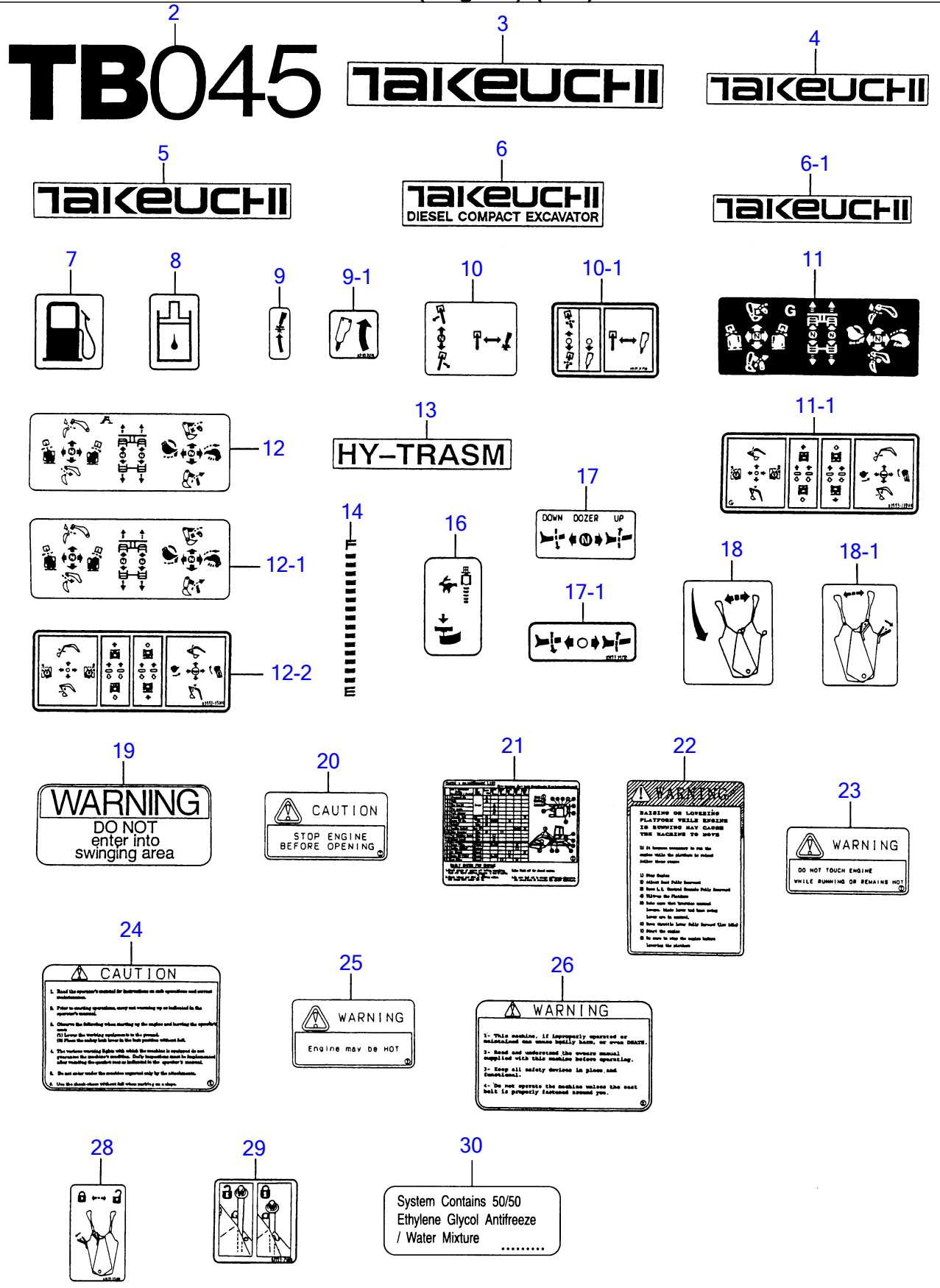
K243d5L



K2-43c-4-D

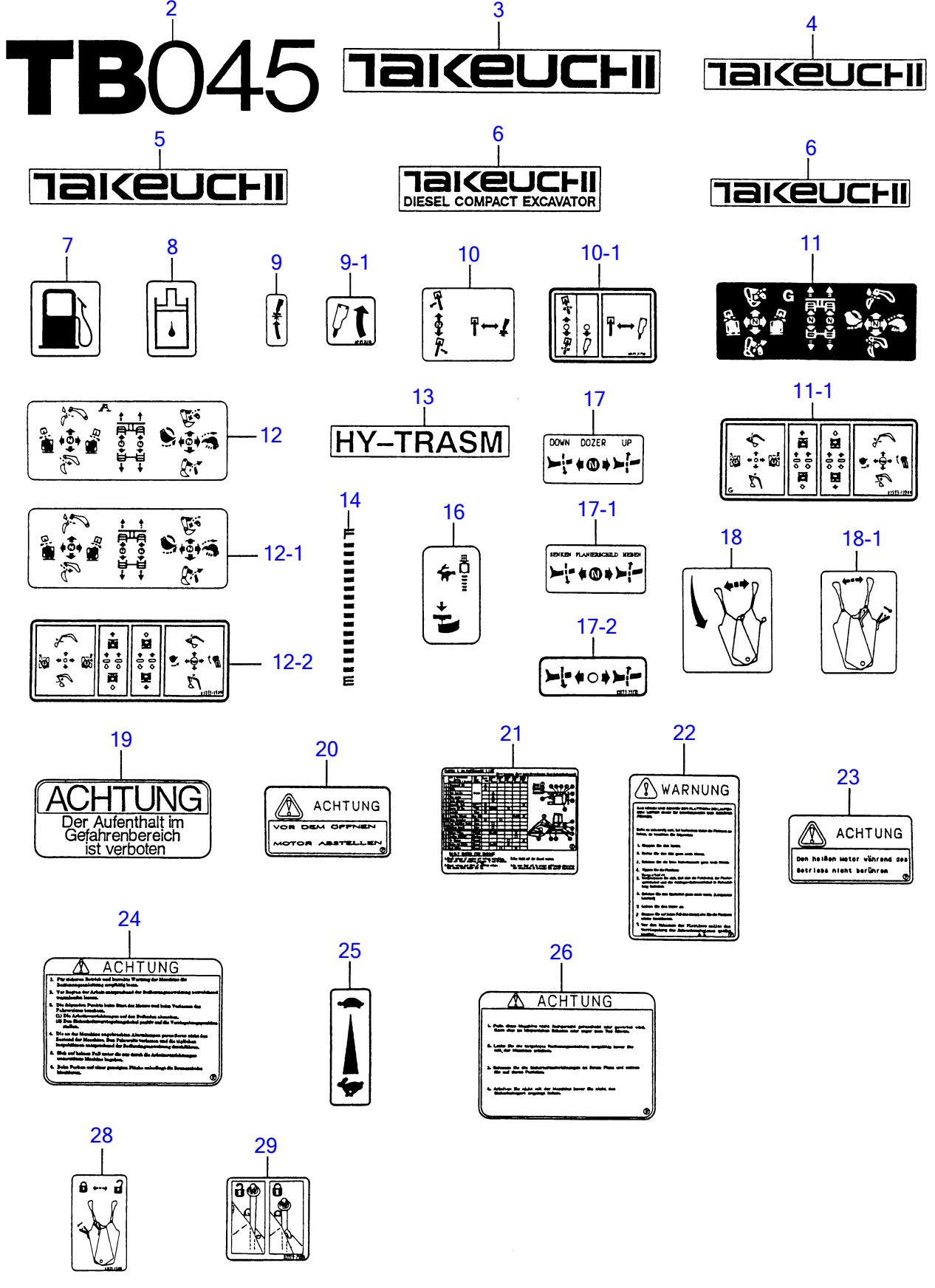
DECAL (English) (cab)							
Item	Part number	Description	Q'ty	Chan.	Serial No.	Serv.	Remarks
1	0399390040	DECAL SET	1		1455001~1455338		
	0399390220	DECAL SET	1		1455339~1455900		
	0399311000	DECAL SET	1		1455901~		
	0399327000	DECAL SET	1				U.S. TAKEUCHI
2	0399300200	• DECAL	2				
3	0359306100	• DECAL	1				
4	0359306200	• DECAL	1				
5	0399305100	• DECAL	2				
6	0359306400	• DECAL	1		1455001~1455900		
6-1	0569321400	• DECAL	1	(H)	1455901~		
7	0359306600	• SYMBOL MARK	1				
8	0359306700	• SYMBOL MARK	1				
9	0359306800	• DECAL	1		1455001~1455900		breaker
9-1	0359325220	• DECAL	1	(H)	1455901~		breaker
10	0359306900	• DECAL	1		1455001~1455900		swing
10-1	0359325270	• DECAL	1	(H)	1455901~		swing
11	0359307000	• DECAL	1		1455001~1455820		JCB pattern
11-1	0359313800	• DECAL	1	(H)	1455821~		JCB pattern
12	0439301100	• DECAL	1		1455001~1455820		ISO pattern
12-1	0349318100	• DECAL	1	(H)	1455821~1455900		ISO pattern
12-2	0359325240	• DECAL	1	(H)	1455901~		ISO pattern
13	0359307100	• SYMBOL MARK	2				HY-TRASH
14	0359300400	• DECAL	1				
15	0359301100	• DECAL	4				
16	0439301400	• DECAL	1		1455001~1455820		A.C.C pedal
	0339318300	• DECAL	1	(H)	1455821~		A.C.C pedal
17	0439307700	• DECAL	1		1455001~1455820		blade
17-1	0569322100	• DECAL	1	(H)	1455821~1455900		blade
17-2	0359325190	• DECAL	1	(H)	1455901~		blade
18	0359307300	• DECAL	2		1455001~1455338		
18-1	0359313200	• DECAL	1				not use
19	0359306500	• DECAL	4				
20	0359307400	• DECAL	1				
21	0359307200	• DECAL	1				
22	0359313100	• DECAL	1				
23	0569321960	• DECAL	1				not use
24	0359313500	• DECAL	1				
25	0569321980	• DECAL	1				not use
26	0359313700	• DECAL	1				
28	0359325200	• DECAL	1		1455901~		
29	0399325020	• DECAL	1		1455901~		
30	0359313900	• DECAL	1				U.S. TAKEUCHI

K243c4L



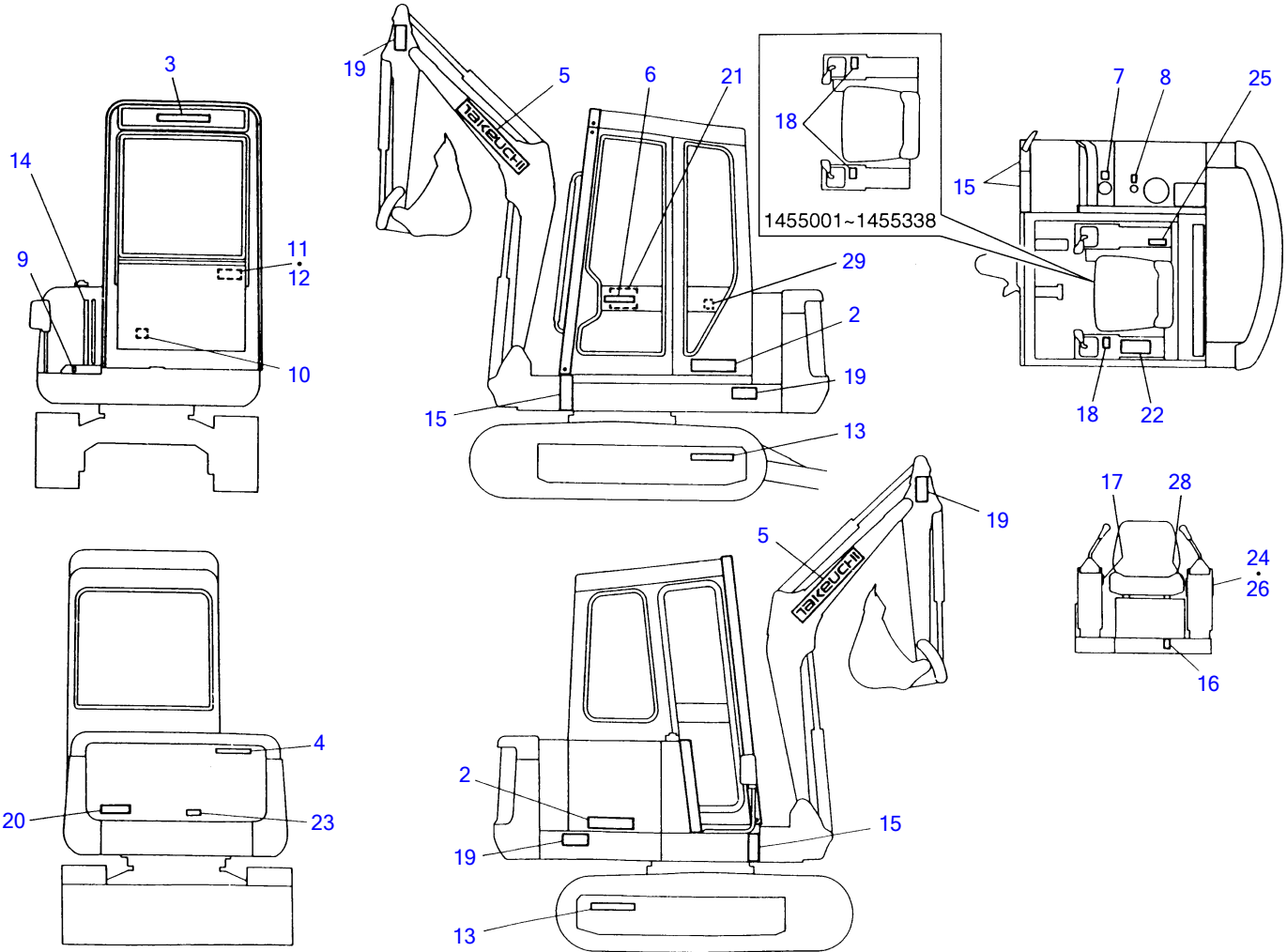
DECAL (English) (cab)							
Item	Part number	Description	Q'ty	Chan.	Serial No.	Serv.	Remarks
1	0399390040	DECAL SET	1		1455001~1455338		
	0399390220	DECAL SET	1		1455339~1455900		
	0399311000	DECAL SET	1		1455901~		
	0399327000	DECAL SET	1				U.S. TAKEUCHI
2	0399300200	• DECAL	2				
3	0359306100	• DECAL	1				
4	0359306200	• DECAL	1				
5	0399305100	• DECAL	2				
6	0359306400	• DECAL	1		1455001~1455900		
6-1	0569321400	• DECAL	1	(H)	1455901~		
7	0359306600	• SYMBOL MARK	1				
8	0359306700	• SYMBOL MARK	1				
9	0359306800	• DECAL	1		1455001~1455900		breaker
9-1	0359325220	• DECAL	1	(H)	1455901~		breaker
10	0359306900	• DECAL	1		1455001~1455900		swing
10-1	0359325270	• DECAL	1	(H)	1455901~		swing
11	0359307000	• DECAL	1		1455001~1455820		JCB pattern
11-1	0359313800	• DECAL	1	(H)	1455821~		JCB pattern
12	0439301100	• DECAL	1		1455001~1455820		ISO pattern
12-1	0349318100	• DECAL	1	(H)	1455821~1455900		ISO pattern
12-2	0359325240	• DECAL	1	(H)	1455901~		ISO pattern
13	0359307100	• SYMBOL MARK	2				HY-TRASH
14	0359300400	• DECAL	1				
15	0359301100	• DECAL	4				
16	0439301400	• DECAL	1		1455001~1455820		A.C.C pedal
	0339318300	• DECAL	1	(H)	1455821~		A.C.C pedal
17	0439307700	• DECAL	1		1455001~1455820		blade
17-1	0569322100	• DECAL	1	(H)	1455821~1455900		blade
17-2	0359325190	• DECAL	1	(H)	1455901~		blade
18	0359307300	• DECAL	2		1455001~1455338		
18-1	0359313200	• DECAL	1				not use
19	0359306500	• DECAL	4				
20	0359307400	• DECAL	1				
21	0359307200	• DECAL	1				
22	0359313100	• DECAL	1				
23	0569321960	• DECAL	1				not use
24	0359313500	• DECAL	1				
25	0569321980	• DECAL	1				not use
26	0359313700	• DECAL	1				
28	0359325200	• DECAL	1		1455901~		
29	0399325020	• DECAL	1		1455901~		
30	0359313900	• DECAL	1				U.S. TAKEUCHI

K243c4L



DECAL (German) (cab)						
Item	Part number	Description	Q'ty	Chan.	Serial No.	Serv. Remarks
1	0399390050	DECAL SET	1		1455001~1455338	
	0399390230	DECAL SET	1		1455339~1455900	
	0399312000	DECAL SET	1		1455901~	
2	0399300200	• DECAL	2			
3	0359306100	• DECAL	1			
4	0359306200	• DECAL	1			
5	0399305100	• DECAL	2			
6	0359306400	• DECAL	1		1455001~1455900	
6-1	0569321400	• DECAL	1	(H)	1455901~	
7	0359306600	• SYMBOL MARK	1			
8	0359306700	• SYMBOL MARK	1			
9	0359306800	• DECAL	1		1455001~1455900	breaker
9-1	0359325220	• DECAL	1	(H)	1455901~	breaker
10	0359306900	• DECAL	1		1455001~1455900	swing
10-1	0359325270	• DECAL	1	(H)	1455901~	swing
11	0359307000	• DECAL	1		1455001~1455820	JCB pattern
11-1	0359313800	• DECAL	1	(H)	1455821~	JCB pattern
12	0439301100	• DECAL	1		1455001~1455820	ISO pattern
12-1	0349318100	• DECAL	1	(H)	1455821~1455900	ISO pattern
12-2	0359325240	• DECAL	1	(H)	1455901~	ISO pattern
13	0359307100	• SYMBOL MARK	2			HY-TRASH
14	0359300400	• DECAL	1			
15	0359301100	• DECAL	4			
16	0439301400	• DECAL	1		1455001~1455820	A.C.C pedal
	0339318300	• DECAL	1	(H)	1455821~	A.C.C pedal
17	0439307700	• DECAL	1		1455001~1455820	blade
17-1	0569327100	• DECAL	1	(H)	1455821~1455900	blade
17-2	0359325190	• DECAL	1	(H)	1455901~	blade
18	0359307300	• DECAL	2		1455001~1455338	
18-1	0359313200	• DECAL	1			not use
19	0359308100	• DECAL	4			
20	0359314400	• DECAL	1			
21	0359308300	• DECAL	1			
22	0359313300	• DECAL	1			
23	0569321970	• DECAL	1			not use
24	0359313600	• DECAL	1			not use
25	0359317200	• DECAL	1			
26	0359314700	• DECAL	1			
28	0359325200	• DECAL	1		1455901~	
29	0399325020	• DECAL	1		1455901~	

K243e2L



K2-43i-2-D

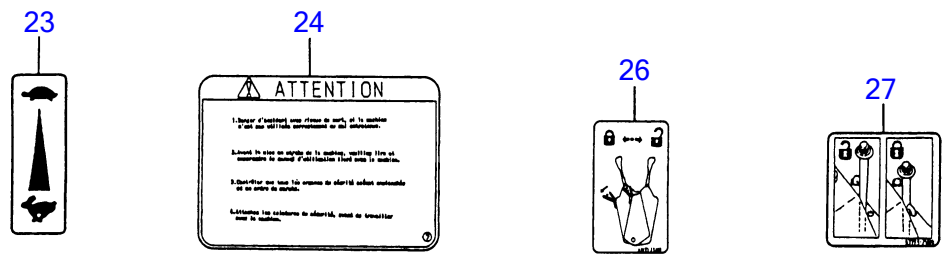
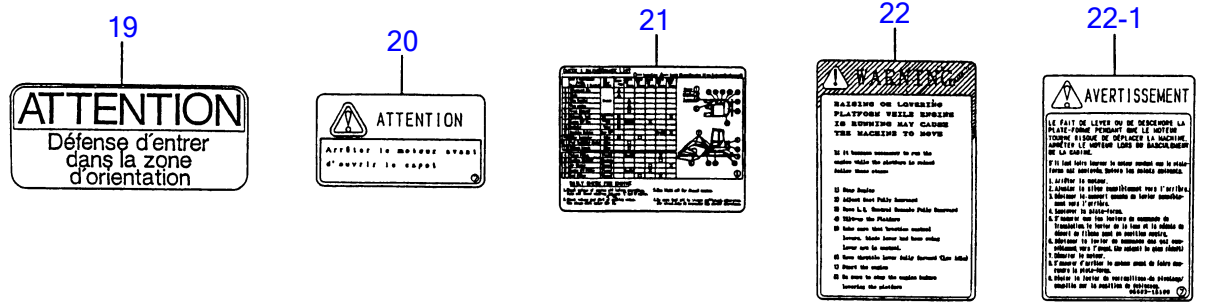
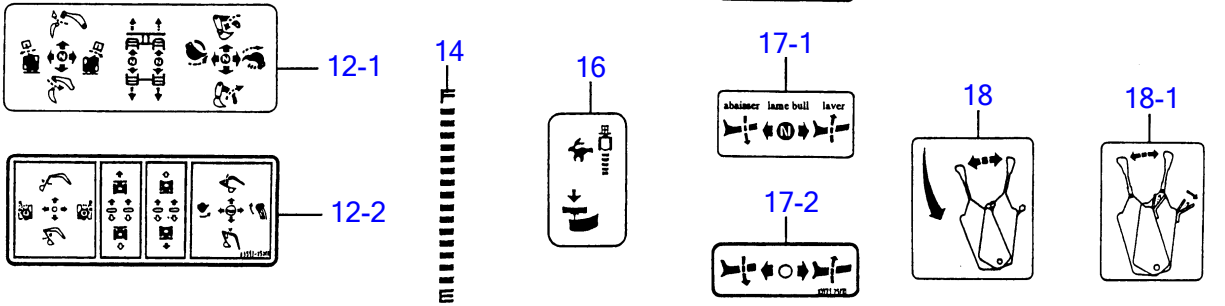
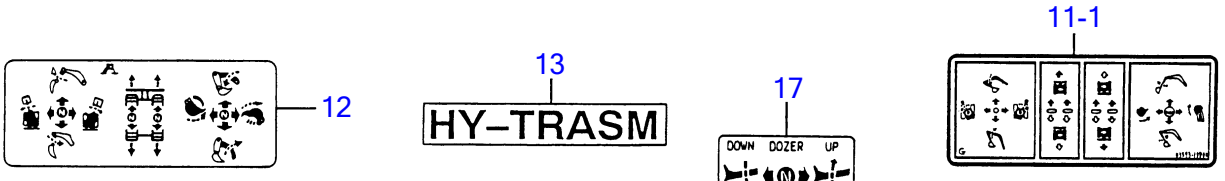
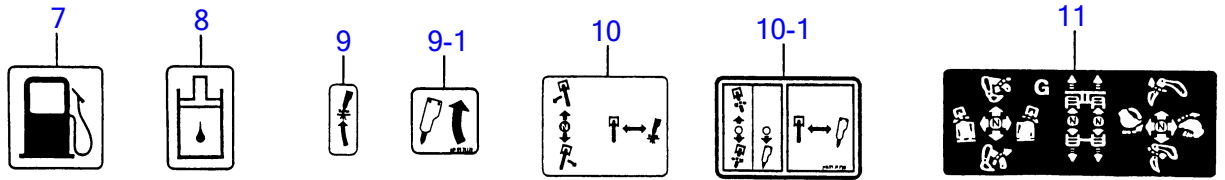


DECAL (German) (cab)						
Item	Part number	Description	Q'ty	Chan.	Serial No.	Serv. Remarks
1	0399390050	DECAL SET	1		1455001~1455338	
	0399390230	DECAL SET	1		1455339~1455900	
	0399312000	DECAL SET	1		1455901~	
2	0399300200	• DECAL	2			
3	0359306100	• DECAL	1			
4	0359306200	• DECAL	1			
5	0399305100	• DECAL	2			
6	0359306400	• DECAL	1		1455001~1455900	
6-1	0569321400	• DECAL	1	(H)	1455901~	
7	0359306600	• SYMBOL MARK	1			
8	0359306700	• SYMBOL MARK	1			
9	0359306800	• DECAL	1		1455001~1455900	breaker
9-1	0359325220	• DECAL	1	(H)	1455901~	breaker
10	0359306900	• DECAL	1		1455001~1455900	swing
10-1	0359325270	• DECAL	1	(H)	1455901~	swing
11	0359307000	• DECAL	1		1455001~1455820	JCB pattern
11-1	0359313800	• DECAL	1	(H)	1455821~	JCB pattern
12	0439301100	• DECAL	1		1455001~1455820	ISO pattern
12-1	0349318100	• DECAL	1	(H)	1455821~1455900	ISO pattern
12-2	0359325240	• DECAL	1	(H)	1455901~	ISO pattern
13	0359307100	• SYMBOL MARK	2			HY-TRASH
14	0359300400	• DECAL	1			
15	0359301100	• DECAL	4			
16	0439301400	• DECAL	1		1455001~1455820	A.C.C pedal
	0339318300	• DECAL	1	(H)	1455821~	A.C.C pedal
17	0439307700	• DECAL	1		1455001~1455820	blade
17-1	0569327100	• DECAL	1	(H)	1455821~1455900	blade
17-2	0359325190	• DECAL	1	(H)	1455901~	blade
18	0359307300	• DECAL	2		1455001~1455338	
18-1	0359313200	• DECAL	1			not use
19	0359308100	• DECAL	4			
20	0359314400	• DECAL	1			
21	0359308300	• DECAL	1			
22	0359313300	• DECAL	1			
23	0569321970	• DECAL	1			not use
24	0359313600	• DECAL	1			not use
25	0359317200	• DECAL	1			
26	0359314700	• DECAL	1			
28	0359325200	• DECAL	1		1455901~	
29	0399325020	• DECAL	1		1455901~	

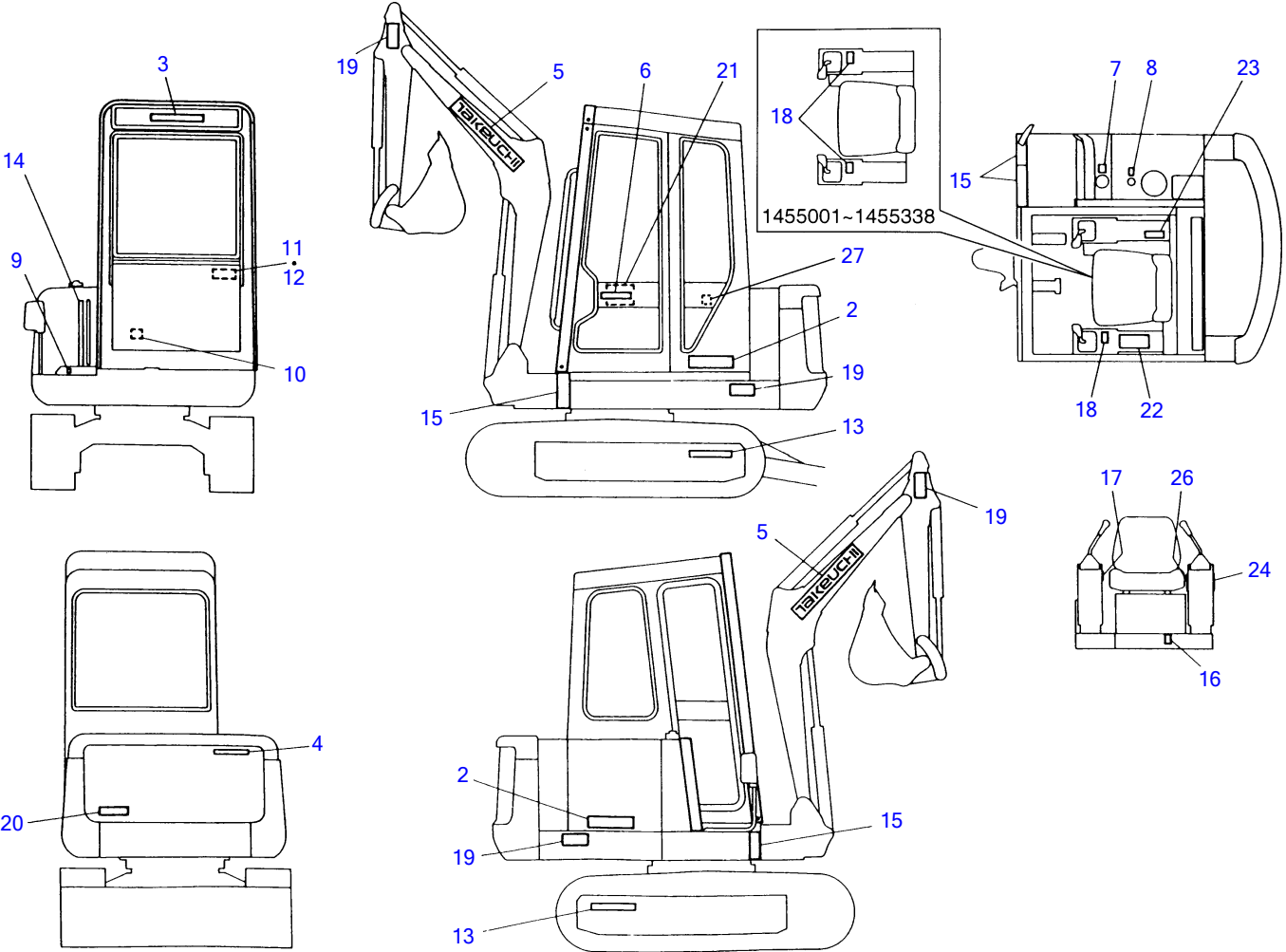
K243e2L

2  
**TB045**  
 3  
**TAKEUCHI**  
 4  
**TAKEUCHI**

5  
**TAKEUCHI**  
 6  
**TAKEUCHI**  
 DIESEL COMPACT EXCAVATOR  
 6-1  
**TAKEUCHI**

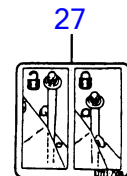
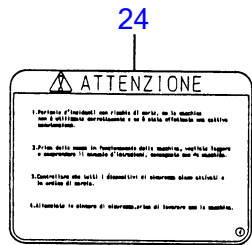

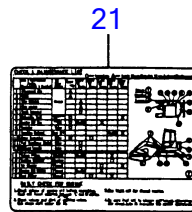
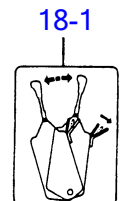
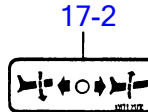
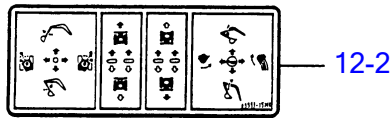
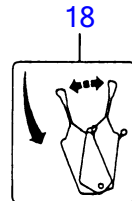
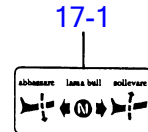
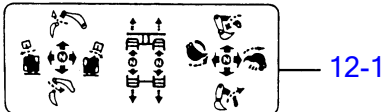
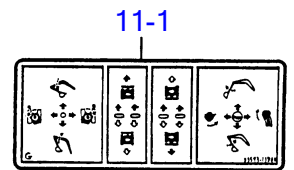
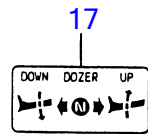
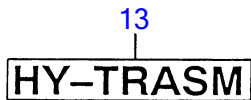
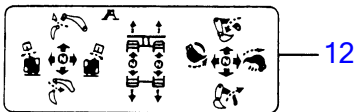
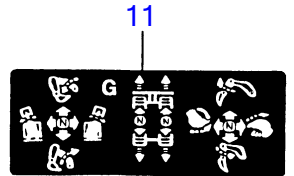
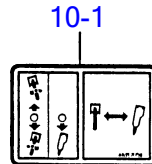
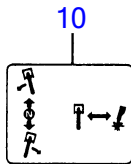
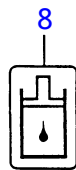
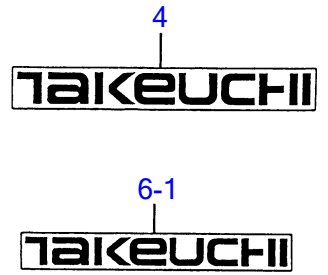

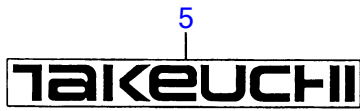
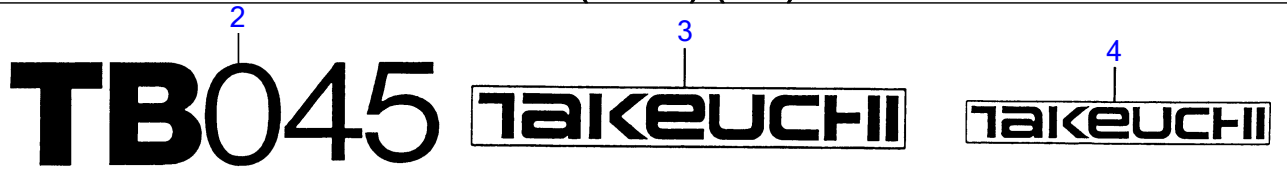


DECAL (French) (cab)						
Item	Part number	Description	Q'ty	Chan.	Serial No.	Serv. Remarks
1	0399390060	DECAL SET	1		1455001~1455338	
	0399390240	DECAL SET	1		1455339~1455900	
	0399313000	DECAL SET	1		1455901~	
2	0399300200	• DECAL	2			
3	0359306100	• DECAL	1			
4	0359306200	• DECAL	1			
5	0399305100	• DECAL	2			
6	0359306400	• DECAL	1		1455001~1455900	
6-1	0569321400	• DECAL	1	(H)	1455901~	
7	0359306600	• SYMBOL MARK	1			
8	0359306700	• SYMBOL MARK	1			
9	0359306800	• DECAL	1		1455001~1455900	breaker
9-1	0359325220	• DECAL	1	(H)	1455901~	breaker
10	0359306900	• DECAL	1		1455001~1455900	swing
10-1	0359325270	• DECAL	1	(H)	1455901~	swing
11	0359307000	• DECAL	1		1455001~1455820	JCB pattern
11-1	0359313800	• DECAL	1	(H)	1455821~	JCB pattern
12	0439301100	• DECAL	1		1455001~1455820	ISO pattern
12-1	0349318100	• DECAL	1	(H)	1455821~1455900	ISO pattern
12-2	0359325240	• DECAL	1	(H)	1455901~	ISO pattern
13	0359307100	• SYMBOL MARK	2			HY-TRASH
14	0359300400	• DECAL	1			
15	0359301100	• DECAL	4			
16	0439301400	• DECAL	1		1455001~1455820	A.C.C pedal
	0339318300	• DECAL	1	(H)	1455821~	A.C.C pedal
17	0439307700	• DECAL	1		1455001~1455820	blade
17-1	0569328100	• DECAL	1	(H)	1455821~1455900	blade
17-2	0359325190	• DECAL	1	(H)	1455901~	blade
18	0359307300	• DECAL	2		1455001~1455338	
18-1	0359313200	• DECAL	1			not use
19	0359309100	• DECAL	4			
20	0359315400	• DECAL	1			
21	0359309300	• DECAL	1			
22	0359313100	• DECAL	1		1455001~1455820	
22-1	0359315100	• DECAL	1	(H)	1455821~	
23	0359317200	• DECAL	1			
24	0359315700	• DECAL	1			
26	0359325200	• DECAL	1		1455901~	
27	0399325020	• DECAL	1		1455901~	
	K243f2L					

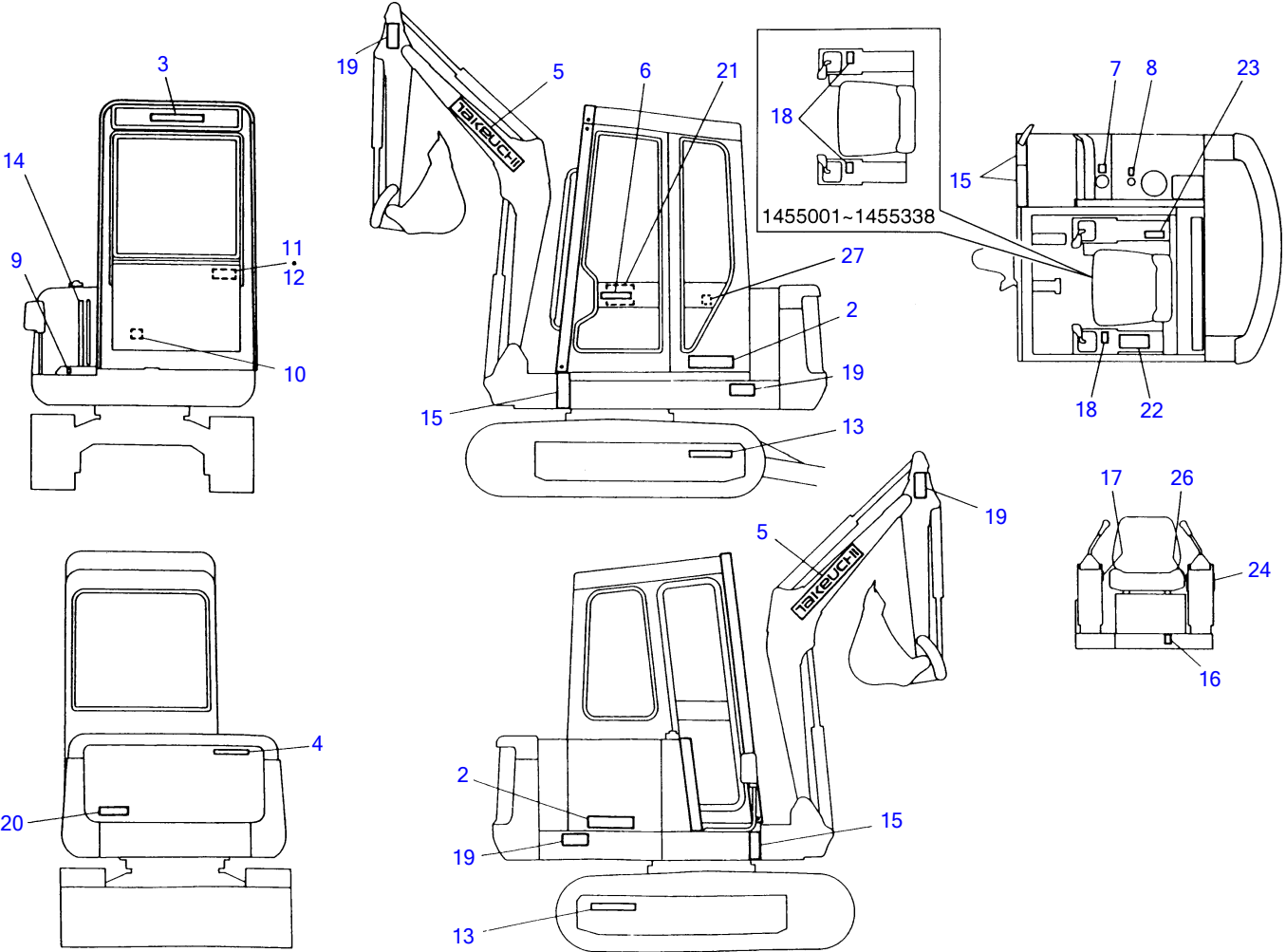


K2-43j-2-D

DECAL (French) (cab)						
Item	Part number	Description	Q'ty	Chan.	Serial No.	Serv. Remarks
1	0399390060	DECAL SET	1		1455001~1455338	
	0399390240	DECAL SET	1		1455339~1455900	
	0399313000	DECAL SET	1		1455901~	
2	0399300200	• DECAL	2			
3	0359306100	• DECAL	1			
4	0359306200	• DECAL	1			
5	0399305100	• DECAL	2			
6	0359306400	• DECAL	1		1455001~1455900	
6-1	0569321400	• DECAL	1	(H)	1455901~	
7	0359306600	• SYMBOL MARK	1			
8	0359306700	• SYMBOL MARK	1			
9	0359306800	• DECAL	1		1455001~1455900	breaker
9-1	0359325220	• DECAL	1	(H)	1455901~	breaker
10	0359306900	• DECAL	1		1455001~1455900	swing
10-1	0359325270	• DECAL	1	(H)	1455901~	swing
11	0359307000	• DECAL	1		1455001~1455820	JCB pattern
11-1	0359313800	• DECAL	1	(H)	1455821~	JCB pattern
12	0439301100	• DECAL	1		1455001~1455820	ISO pattern
12-1	0349318100	• DECAL	1	(H)	1455821~1455900	ISO pattern
12-2	0359325240	• DECAL	1	(H)	1455901~	ISO pattern
13	0359307100	• SYMBOL MARK	2			HY-TRASH
14	0359300400	• DECAL	1			
15	0359301100	• DECAL	4			
16	0439301400	• DECAL	1		1455001~1455820	A.C.C pedal
	0339318300	• DECAL	1	(H)	1455821~	A.C.C pedal
17	0439307700	• DECAL	1		1455001~1455820	blade
17-1	0569328100	• DECAL	1	(H)	1455821~1455900	blade
17-2	0359325190	• DECAL	1	(H)	1455901~	blade
18	0359307300	• DECAL	2		1455001~1455338	
18-1	0359313200	• DECAL	1			not use
19	0359309100	• DECAL	4			
20	0359315400	• DECAL	1			
21	0359309300	• DECAL	1			
22	0359313100	• DECAL	1		1455001~1455820	
22-1	0359315100	• DECAL	1	(H)	1455821~	
23	0359317200	• DECAL	1			
24	0359315700	• DECAL	1			
26	0359325200	• DECAL	1		1455901~	
27	0399325020	• DECAL	1		1455901~	
	K243f2L					



DECAL (Italian) (cab)						
Item	Part number	Description	Q'ty	Chan.	Serial No.	Serv. Remarks
1	0399390070	DECAL SET	1		1455001~1455338	
	0399390250	DECAL SET	1		1455339~1455900	
	0399314000	DECAL SET	1		1455901~	
2	0399300200	• DECAL	2			
3	0359306100	• DECAL	1			
4	0359306200	• DECAL	1			
5	0399305100	• DECAL	2			
6	0359306400	• DECAL	1		1455001~1455900	
6-1	0569321400	• DECAL	1	(H)	1455901~	
7	0359306600	• SYMBOL MARK	1			
8	0359306700	• SYMBOL MARK	1			
9	0359306800	• DECAL	1		1455001~1455900	breaker
9-1	0359325220	• DECAL	1	(H)	1455901~	breaker
10	0359306900	• DECAL	1		1455001~1455900	swing
10-1	0359325270	• DECAL	1	(H)	1455901~	swing
11	0359307000	• DECAL	1		1455001~1455820	JCB pattern
11-1	0359313800	• DECAL	1	(H)	1455821~	JCB pattern
12	0439301100	• DECAL	1		1455001~1455820	ISO pattern
12-1	0349318100	• DECAL	1	(H)	1455821~1455900	ISO pattern
12-2	0359325240	• DECAL	1	(H)	1455901~	ISO pattern
13	0359307100	• SYMBOL MARK	2			HY-TRASH
14	0359300400	• DECAL	1			
15	0359301100	• DECAL	4			
16	0439301400	• DECAL	1		1455001~1455820	A.C.C pedal
	0339318300	• DECAL	1	(H)	1455821~	A.C.C pedal
17	0439307700	• DECAL	1		1455001~1455820	blade
17-1	0569329100	• DECAL	1	(H)	1455821~1455900	blade
17-2	0359325190	• DECAL	1	(H)	1455901~	blade
18	0359307300	• DECAL	2		1455001~1455338	
18-1	0359313200	• DECAL	1			not use
19	0359310100	• DECAL	4			
20	0359316400	• DECAL	1			
21	0359310300	• DECAL	1			
22	0359313100	• DECAL	1		1455001~1455820	
22-1	0359316100	• DECAL	1	(H)	1455821~	
23	0359317200	• DECAL	1			
24	0359316700	• DECAL	1			
26	0359325200	• DECAL	1		1455901~	
27	0399325020	• DECAL	1		1455901~	
	K243g2L					



K2-43j-2-D



DECAL (Italian) (cab)						
Item	Part number	Description	Q'ty	Chan.	Serial No.	Serv. Remarks
1	0399390070	DECAL SET	1		1455001~1455338	
	0399390250	DECAL SET	1		1455339~1455900	
	0399314000	DECAL SET	1		1455901~	
2	0399300200	• DECAL	2			
3	0359306100	• DECAL	1			
4	0359306200	• DECAL	1			
5	0399305100	• DECAL	2			
6	0359306400	• DECAL	1		1455001~1455900	
6-1	0569321400	• DECAL	1	(H)	1455901~	
7	0359306600	• SYMBOL MARK	1			
8	0359306700	• SYMBOL MARK	1			
9	0359306800	• DECAL	1		1455001~1455900	breaker
9-1	0359325220	• DECAL	1	(H)	1455901~	breaker
10	0359306900	• DECAL	1		1455001~1455900	swing
10-1	0359325270	• DECAL	1	(H)	1455901~	swing
11	0359307000	• DECAL	1		1455001~1455820	JCB pattern
11-1	0359313800	• DECAL	1	(H)	1455821~	JCB pattern
12	0439301100	• DECAL	1		1455001~1455820	ISO pattern
12-1	0349318100	• DECAL	1	(H)	1455821~1455900	ISO pattern
12-2	0359325240	• DECAL	1	(H)	1455901~	ISO pattern
13	0359307100	• SYMBOL MARK	2			HY-TRASH
14	0359300400	• DECAL	1			
15	0359301100	• DECAL	4			
16	0439301400	• DECAL	1		1455001~1455820	A.C.C pedal
	0339318300	• DECAL	1	(H)	1455821~	A.C.C pedal
17	0439307700	• DECAL	1		1455001~1455820	blade
17-1	0569329100	• DECAL	1	(H)	1455821~1455900	blade
17-2	0359325190	• DECAL	1	(H)	1455901~	blade
18	0359307300	• DECAL	2		1455001~1455338	
18-1	0359313200	• DECAL	1			not use
19	0359310100	• DECAL	4			
20	0359316400	• DECAL	1			
21	0359310300	• DECAL	1			
22	0359313100	• DECAL	1		1455001~1455820	
22-1	0359316100	• DECAL	1	(H)	1455821~	
23	0359317200	• DECAL	1			
24	0359316700	• DECAL	1			
26	0359325200	• DECAL	1		1455901~	
27	0399325020	• DECAL	1		1455901~	
	K243g2L					

1  
**TB045**

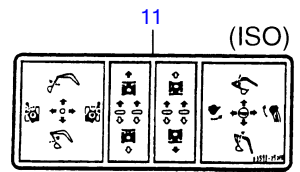
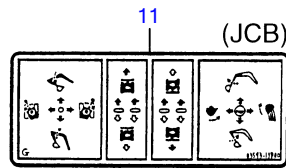
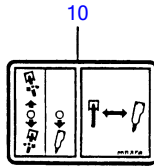
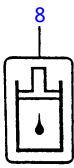
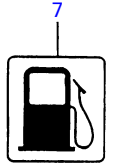
2  
**TAKEUCHI**

3  
**TAKEUCHI**

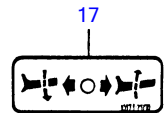

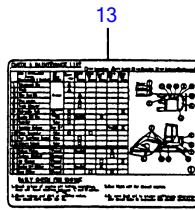
4  
**TAKEUCHI**

5  
**ATTENTION**  
 Défense d'entrer  
 dans la zone  
 d'orientation

6  
**ATTENTION**  
 Arrêter le moteur avant  
 d'ouvrir le capot



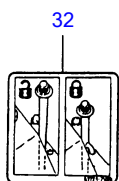
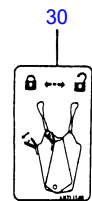
12  
**HY-TRASM**



26  
**AVERTISSEMENT**  
 LE FAIT DE LEVER OU DE DESCENDRE LA  
 PLATE-FORME PEUANT ÊTRE LE MOTIF DE  
 TOUTES LES LÉSIONS DE CARACTÈRE  
 GRAVE. ARRÊTER LE MOTEUR LORS DU BASCULEMENT  
 DE LA PLATE-FORME.  
 Si il faut faire lever la plate-forme, ne la  
 soulever que progressivement sans la pousser.  
 1. Arrêter le moteur.  
 2. Maintenir la plate-forme immobilisée avec l'arrête-  
 ment de la descente pendant de toutes les opérations  
 sur la plate-forme.  
 3. S'assurer que les freins de freinage de la plate-forme  
 sont en état de fonctionner normalement.  
 4. S'assurer que la plate-forme est correctement  
 positionnée sur le terrain et qu'elle est bien  
 équilibrée.  
 5. S'assurer que la plate-forme est bien  
 maintenue en position.  
 6. S'assurer que la plate-forme est bien  
 maintenue en position.  
 7. S'assurer que la plate-forme est bien  
 maintenue en position.  
 8. S'assurer que la plate-forme est bien  
 maintenue en position.  
 9. S'assurer que la plate-forme est bien  
 maintenue en position.  
 10. S'assurer que la plate-forme est bien  
 maintenue en position.  
 11. S'assurer que la plate-forme est bien  
 maintenue en position.  
 12. S'assurer que la plate-forme est bien  
 maintenue en position.  
 13. S'assurer que la plate-forme est bien  
 maintenue en position.  
 14. S'assurer que la plate-forme est bien  
 maintenue en position.  
 15. S'assurer que la plate-forme est bien  
 maintenue en position.  
 16. S'assurer que la plate-forme est bien  
 maintenue en position.  
 17. S'assurer que la plate-forme est bien  
 maintenue en position.  
 18. S'assurer que la plate-forme est bien  
 maintenue en position.  
 19. S'assurer que la plate-forme est bien  
 maintenue en position.  
 20. S'assurer que la plate-forme est bien  
 maintenue en position.  
 21. S'assurer que la plate-forme est bien  
 maintenue en position.  
 22. S'assurer que la plate-forme est bien  
 maintenue en position.  
 23. S'assurer que la plate-forme est bien  
 maintenue en position.  
 24. S'assurer que la plate-forme est bien  
 maintenue en position.  
 25. S'assurer que la plate-forme est bien  
 maintenue en position.  
 26. S'assurer que la plate-forme est bien  
 maintenue en position.  
 27. S'assurer que la plate-forme est bien  
 maintenue en position.  
 28. S'assurer que la plate-forme est bien  
 maintenue en position.  
 29. S'assurer que la plate-forme est bien  
 maintenue en position.  
 30. S'assurer que la plate-forme est bien  
 maintenue en position.  
 31. S'assurer que la plate-forme est bien  
 maintenue en position.  
 32. S'assurer que la plate-forme est bien  
 maintenue en position.  
 33. S'assurer que la plate-forme est bien  
 maintenue en position.  
 34. S'assurer que la plate-forme est bien  
 maintenue en position.  
 35. S'assurer que la plate-forme est bien  
 maintenue en position.  
 36. S'assurer que la plate-forme est bien  
 maintenue en position.  
 37. S'assurer que la plate-forme est bien  
 maintenue en position.  
 38. S'assurer que la plate-forme est bien  
 maintenue en position.  
 39. S'assurer que la plate-forme est bien  
 maintenue en position.  
 40. S'assurer que la plate-forme est bien  
 maintenue en position.  
 41. S'assurer que la plate-forme est bien  
 maintenue en position.  
 42. S'assurer que la plate-forme est bien  
 maintenue en position.  
 43. S'assurer que la plate-forme est bien  
 maintenue en position.  
 44. S'assurer que la plate-forme est bien  
 maintenue en position.  
 45. S'assurer que la plate-forme est bien  
 maintenue en position.  
 46. S'assurer que la plate-forme est bien  
 maintenue en position.  
 47. S'assurer que la plate-forme est bien  
 maintenue en position.  
 48. S'assurer que la plate-forme est bien  
 maintenue en position.  
 49. S'assurer que la plate-forme est bien  
 maintenue en position.  
 50. S'assurer que la plate-forme est bien  
 maintenue en position.



29  
**ATTENTION**  
 1. Ne pas d'entraîner avec vitesse de marche  
 à une vitesse excessive de 20 km/h.  
 2. Ne pas aller au-delà de la limite de vitesse  
 indiquée sur le panneau d'arrêt avant d'arrêter  
 le moteur.  
 3. Éviter les manœuvres de démarrage, sauf de  
 démarrage à l'arrêt.  
 4. Éviter les manœuvres de démarrage, sauf de  
 démarrage à l'arrêt.



**DECAL (French) (canopy)**

Item	Part number	Description	Q'ty	Chan.	Serial No.	Serv.	Remarks
0	0399332000	DECAL SET (English)	1				
	0399333000	DECAL SET (German)	1				
	0399334000	DECAL SET (French)	1				
	0399335000	DECAL SET (Italian)	1				
	0399336000	DECAL SET (U.S. TAKEUCHI)	1				
1	0399300200	• DECAL	2				
2	0359306100	• DECAL	1				
3	0359306200	• DECAL	1				
4	0399305100	• DECAL	2				
5	0359306500	• DECAL (English, U.S.)	4				
	0359308100	• DECAL (German)	4				
	0359309100	• DECAL (French)	4				
	0359310100	• DECAL (Italian)	4				
6	0359307400	• DECAL (English, U.S.)	1				
	0359314400	• DECAL (German)	1				
	0359315400	• DECAL (French)	1				
	0359316400	• DECAL (Italian)	1				
7	0359306600	• SYMBOL MARK	1				
8	0359306700	• SYMBOL MARK	1				
9	0359325220	• DECAL	1				breaker
10	0359325270	• DECAL	1				swing
11	0359313800	• DECAL	1				JCB pattern
	0359325240	• DECAL	1				ISO pattern
12	0359307100	• SYMBOL MARK	2				HY-TRASH
13	0359307200	• DECAL (English, U.S.)	1				
	0359308300	• DECAL (German)	1				
	0359309300	• DECAL (French)	1				
	0359310300	• DECAL (Italian)	1				
14	0359300400	• DECAL	1				
15	0359301100	• DECAL	4				
16	0339318300	• DECAL	1				A.C.C pedal
17	0359325190	• DECAL	1				blade
18	X *****	• DECAL	1				
19	X *****	• DECAL	1				
20	X *****	• DECAL (French)	1				
21	X *****	• SCREW	4				
	X *****	• SCREW (French)	8				
26	0359313100	• DECAL (English U.S.)	1				
	0359313300	• DECAL (German)	1				
	0359315100	• DECAL (French)	1				
	0359316100	• DECAL (Italian)	1				
27	0359317200	• DECAL (G, F, I)	1				
28	0569321980	• DECAL (English, U.S.)	1				
29	0359313700	• DECAL (English, U.S.)	1				
	0359314700	• DECAL (German)	1				
	0359315700	• DECAL (French)	1				
	0359316700	• DECAL (Italian)	1				
30	0359325200	• DECAL	1				
31	0359313900	• DECAL (U.S. TAKEUCHI)	1				
32	0399325020	• DECAL	1				
	K243q0L						


1  
**TB045**

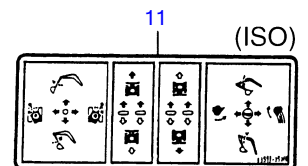
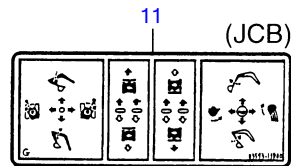
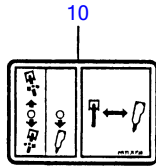
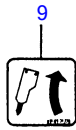
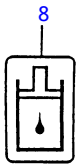
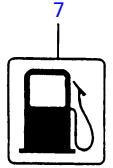
2  
**TAKEUCHI**

3  
**TAKEUCHI**

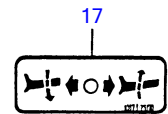
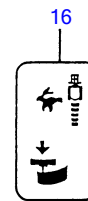
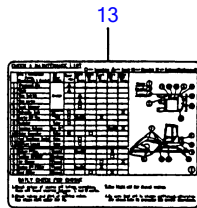
4  
**TAKEUCHI**


5  
**ACHTUNG**  
 Der Aufenthalt im  
 Gefahrenbereich  
 ist verboten

6  
 **ACHTUNG**  
 VOR DEM ÖFFNEN  
 MOTOR ABSTELLEN




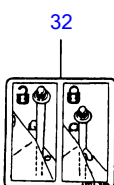
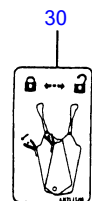
12  
**HY-TRASM**



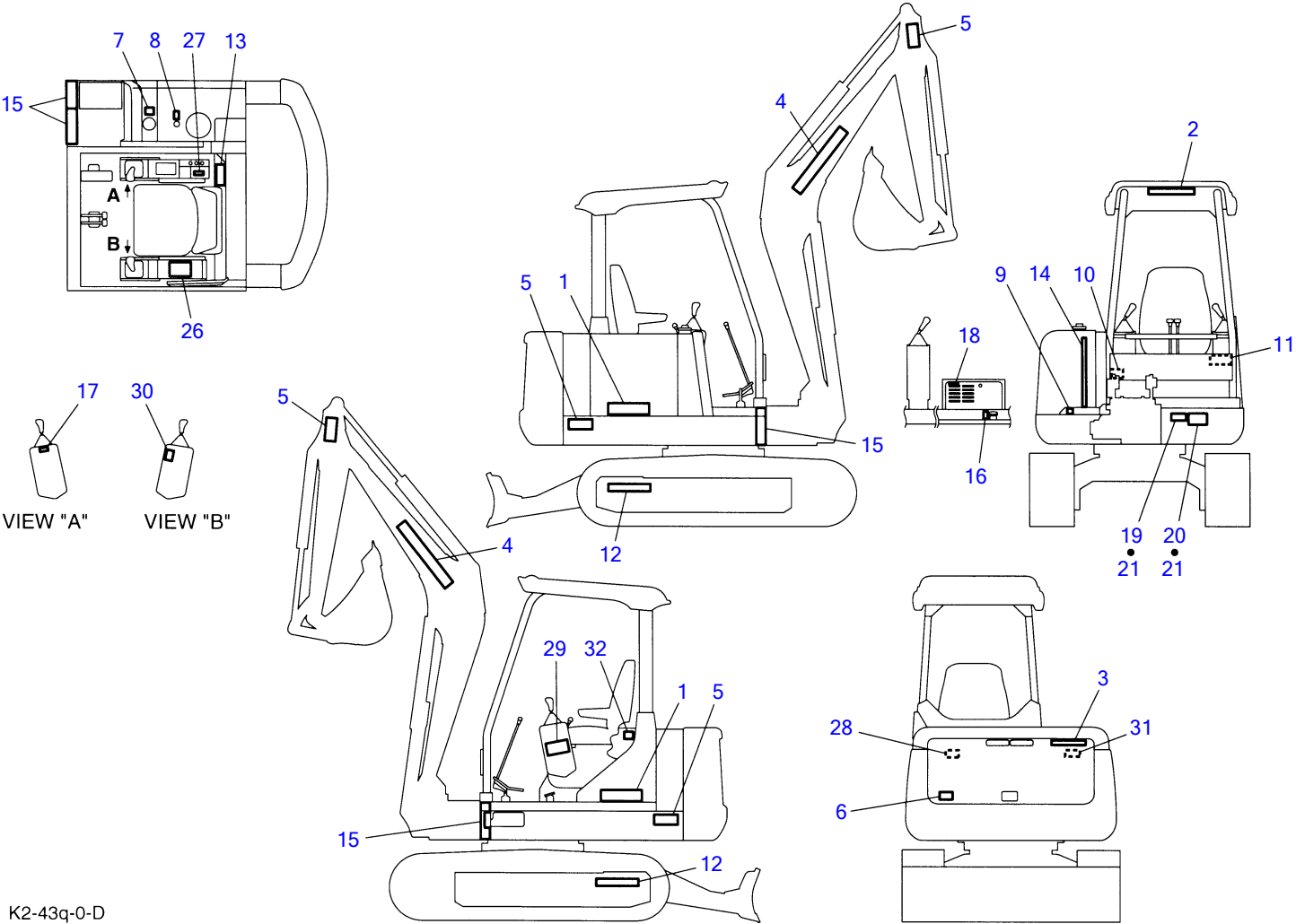
26  
 **WARNUNG**  
 Die Bedienungsanleitung ist zu lesen, bevor die Maschine in Betrieb genommen wird.  
 1. Lesen Sie die Bedienungsanleitung.  
 2. Lesen Sie die Bedienungsanleitung sorgfältig durch.  
 3. Lesen Sie die Bedienungsanleitung sorgfältig durch.  
 4. Lesen Sie die Bedienungsanleitung sorgfältig durch.  
 5. Lesen Sie die Bedienungsanleitung sorgfältig durch.  
 6. Lesen Sie die Bedienungsanleitung sorgfältig durch.  
 7. Lesen Sie die Bedienungsanleitung sorgfältig durch.  
 8. Lesen Sie die Bedienungsanleitung sorgfältig durch.  
 9. Lesen Sie die Bedienungsanleitung sorgfältig durch.  
 10. Lesen Sie die Bedienungsanleitung sorgfältig durch.



29  
 **ACHTUNG**  
 1. Lesen Sie die Bedienungsanleitung sorgfältig durch.  
 2. Lesen Sie die Bedienungsanleitung sorgfältig durch.  
 3. Lesen Sie die Bedienungsanleitung sorgfältig durch.  
 4. Lesen Sie die Bedienungsanleitung sorgfältig durch.



DECAL (German) (canopy)							
Item	Part number	Description	Q'ty	Chan.	Serial No.	Serv.	Remarks
0	0399332000	DECAL SET (English)	1				
	0399333000	DECAL SET (German)	1				
	0399334000	DECAL SET (French)	1				
	0399335000	DECAL SET (Italian)	1				
	0399336000	DECAL SET (U.S. TAKEUCHI)	1				
1	0399300200	• DECAL	2				
2	0359306100	• DECAL	1				
3	0359306200	• DECAL	1				
4	0399305100	• DECAL	2				
5	0359306500	• DECAL (English, U.S.)	4				
	0359308100	• DECAL (German)	4				
	0359309100	• DECAL (French)	4				
	0359310100	• DECAL (Italian)	4				
6	0359307400	• DECAL (English, U.S.)	1				
	0359314400	• DECAL (German)	1				
	0359315400	• DECAL (French)	1				
	0359316400	• DECAL (Italian)	1				
7	0359306600	• SYMBOL MARK	1				
8	0359306700	• SYMBOL MARK	1				
9	0359325220	• DECAL	1				breaker
10	0359325270	• DECAL	1				swing
11	0359313800	• DECAL	1				JCB pattern
	0359325240	• DECAL	1				ISO pattern
12	0359307100	• SYMBOL MARK	2				HY-TRASH
13	0359307200	• DECAL (English, U.S.)	1				
	0359308300	• DECAL (German)	1				
	0359309300	• DECAL (French)	1				
	0359310300	• DECAL (Italian)	1				
14	0359300400	• DECAL	1				
15	0359301100	• DECAL	4				
16	0339318300	• DECAL	1				A.C.C pedal
17	0359325190	• DECAL	1				blade
18	X *****	• DECAL	1				
19	X *****	• DECAL	1				
20	X *****	• DECAL (French)	1				
21	X *****	• SCREW	4				
	X *****	• SCREW (French)	8				
26	0359313100	• DECAL (English U.S.)	1				
	0359313300	• DECAL (German)	1				
	0359315100	• DECAL (French)	1				
	0359316100	• DECAL (Italian)	1				
27	0359317200	• DECAL (G, F, I)	1				
28	0569321980	• DECAL (English, U.S.)	1				
29	0359313700	• DECAL (English, U.S.)	1				
	0359314700	• DECAL (German)	1				
	0359315700	• DECAL (French)	1				
	0359316700	• DECAL (Italian)	1				
30	0359325200	• DECAL	1				
31	0359313900	• DECAL (U.S. TAKEUCHI)	1				
32	0399325020	• DECAL	1				
	K243q0L						



K2-43q-0-D

DECAL (canopy)							
Item	Part number	Description	Q'ty	Chan.	Serial No.	Serv.	Remarks
0	0399332000	DECAL SET (English)	1				
	0399333000	DECAL SET (German)	1				
	0399334000	DECAL SET (French)	1				
	0399335000	DECAL SET (Italian)	1				
	0399336000	DECAL SET (U.S. TAKEUCHI)	1				
1	0399300200	• DECAL	2				
2	0359306100	• DECAL	1				
3	0359306200	• DECAL	1				
4	0399305100	• DECAL	2				
5	0359306500	• DECAL (English, U.S.)	4				
	0359308100	• DECAL (German)	4				
	0359309100	• DECAL (French)	4				
	0359310100	• DECAL (Italian)	4				
6	0359307400	• DECAL (English, U.S.)	1				
	0359314400	• DECAL (German)	1				
	0359315400	• DECAL (French)	1				
	0359316400	• DECAL (Italian)	1				
7	0359306600	• SYMBOL MARK	1				
8	0359306700	• SYMBOL MARK	1				
9	0359325220	• DECAL	1				breaker
10	0359325270	• DECAL	1				swing
11	0359313800	• DECAL	1				JCB pattern
	0359325240	• DECAL	1				ISO pattern
12	0359307100	• SYMBOL MARK	2				HY-TRASH
13	0359307200	• DECAL (English, U.S.)	1				
	0359308300	• DECAL (German)	1				
	0359309300	• DECAL (French)	1				
	0359310300	• DECAL (Italian)	1				
14	0359300400	• DECAL	1				
15	0359301100	• DECAL	4				
16	0339318300	• DECAL	1				A.C.C pedal
17	0359325190	• DECAL	1				blade
18	X *****	• DECAL	1				
19	X *****	• DECAL	1				
20	X *****	• DECAL (French)	1				
21	X *****	• SCREW	4				
	X *****	• SCREW (French)	8				
26	0359313100	• DECAL (English U.S.)	1				
	0359313300	• DECAL (German)	1				
	0359315100	• DECAL (French)	1				
	0359316100	• DECAL (Italian)	1				
27	0359317200	• DECAL (G, F, I)	1				
28	0569321980	• DECAL (English, U.S.)	1				
29	0359313700	• DECAL (English, U.S.)	1				
	0359314700	• DECAL (German)	1				
	0359315700	• DECAL (French)	1				
	0359316700	• DECAL (Italian)	1				
30	0359325200	• DECAL	1				
31	0359313900	• DECAL (U.S. TAKEUCHI)	1				
32	0399325020	• DECAL	1				
	K243q0L						

1  
**TB045**

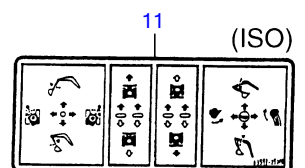
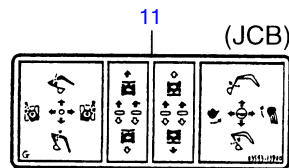
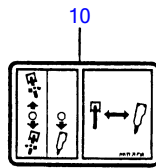
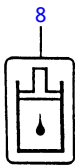
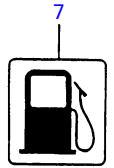
2  
**TAKEUCHI**

3  
**TAKEUCHI**

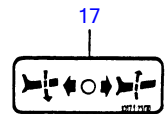
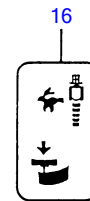

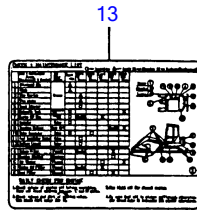
4  
**TAKEUCHI**

5  
**ATTENZIONE**  
 Non sostare  
 nella zona di  
 lavoro della macchina

6  
**ATTENZIONE**  
 Spegnere il motore  
 prima di aprire il cofano.



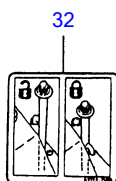
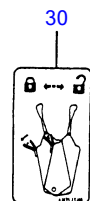
12  
**HY-TRASM**



26  
**WARNING**  
**RAISING OR LOWERING PLATFORM WHILE MACHINE IS RUNNING MAY CAUSE THE MACHINE TO MOVE**  
 If it becomes necessary to raise the machine while the platform is raised, follow these steps:  
 1. Stop the engine.  
 2. Lower the platform.  
 3. Move the machine to a safe location.  
 4. Raise the platform.  
 5. Do not operate the platform until the machine is in a safe location.  
 6. Do not operate the platform until the machine is in a safe location.  
 7. Do not operate the platform until the machine is in a safe location.



29  
**ATTENZIONE**  
 1. Prima di lavorare con il braccio della macchina, verificare che il sistema di sicurezza di arresto sia in funzione.  
 2. Prima di lavorare con il braccio della macchina, verificare che il sistema di arresto sia in funzione.  
 3. Operare solo tutti i dispositivi di sicurezza della macchina e il sistema di arresto.  
 4. Utilizzare la procedura di arresto prima di lavorare con la macchina.





**DECAL (Italian) (canopy)**

Item	Part number	Description	Q'ty	Chan.	Serial No.	Serv.	Remarks
0	0399332000	DECAL SET (English)	1				
	0399333000	DECAL SET (German)	1				
	0399334000	DECAL SET (French)	1				
	0399335000	DECAL SET (Italian)	1				
	0399336000	DECAL SET (U.S. TAKEUCHI)	1				
1	0399300200	• DECAL	2				
2	0359306100	• DECAL	1				
3	0359306200	• DECAL	1				
4	0399305100	• DECAL	2				
5	0359306500	• DECAL (English, U.S.)	4				
	0359308100	• DECAL (German)	4				
	0359309100	• DECAL (French)	4				
	0359310100	• DECAL (Italian)	4				
6	0359307400	• DECAL (English, U.S.)	1				
	0359314400	• DECAL (German)	1				
	0359315400	• DECAL (French)	1				
	0359316400	• DECAL (Italian)	1				
7	0359306600	• SYMBOL MARK	1				
8	0359306700	• SYMBOL MARK	1				
9	0359325220	• DECAL	1				breaker
10	0359325270	• DECAL	1				swing
11	0359313800	• DECAL	1				JCB pattern
	0359325240	• DECAL	1				ISO pattern
12	0359307100	• SYMBOL MARK	2				HY-TRASH
13	0359307200	• DECAL (English, U.S.)	1				
	0359308300	• DECAL (German)	1				
	0359309300	• DECAL (French)	1				
	0359310300	• DECAL (Italian)	1				
14	0359300400	• DECAL	1				
15	0359301100	• DECAL	4				
16	0339318300	• DECAL	1				A.C.C pedal
17	0359325190	• DECAL	1				blade
18	X *****	• DECAL	1				
19	X *****	• DECAL	1				
20	X *****	• DECAL (French)	1				
21	X *****	• SCREW	4				
	X *****	• SCREW (French)	8				
26	0359313100	• DECAL (English U.S.)	1				
	0359313300	• DECAL (German)	1				
	0359315100	• DECAL (French)	1				
	0359316100	• DECAL (Italian)	1				
27	0359317200	• DECAL (G, F, I)	1				
28	0569321980	• DECAL (English, U.S.)	1				
29	0359313700	• DECAL (English, U.S.)	1				
	0359314700	• DECAL (German)	1				
	0359315700	• DECAL (French)	1				
	0359316700	• DECAL (Italian)	1				
30	0359325200	• DECAL	1				
31	0359313900	• DECAL (U.S. TAKEUCHI)	1				
32	0399325020	• DECAL	1				
	K243q0L						


1  
**TB045**

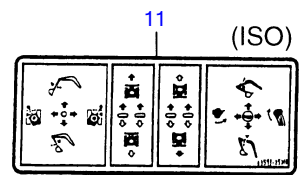
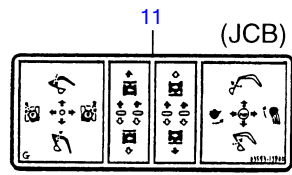
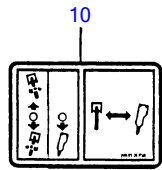
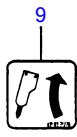
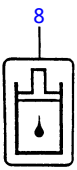
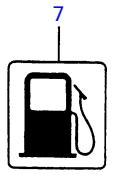
2  
**TAKEUCHI**

3  
**TAKEUCHI**

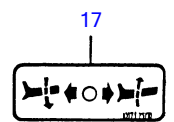
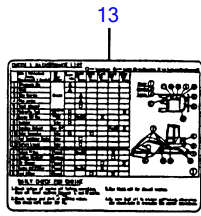
4  
**TAKEUCHI**

5  
**WARNING**  
 DO NOT  
 enter into  
 swinging area


6  
 **CAUTION**  
 STOP ENGINE  
 BEFORE OPENING



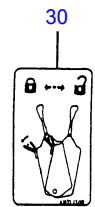
12  
**HY-TRASM**



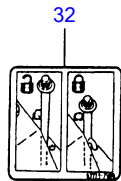
26  
**WARNING**  
**RAISING OR LOWERING  
 PLATFORM WHILE ENGINE  
 IS RUNNING MAY CAUSE  
 THE MACHINES TO MOVE**  
 If it becomes necessary to run the  
 machine while the platform is raised  
 under these conditions:  
 1) Slow motion  
 2) Adjust Seat Belt Inward  
 3) Turn L.E. (Lateral) Hydraulic Pallet Inward  
 4) Turn the Platform  
 5) Take care that hydraulic system  
 pressure is not too low and that  
 there is no air in the system.  
 6) Turn Hydraulic Lower Fully Inward (See 14-14)  
 7) Shift the machine  
 8) Be sure to stop the machine before  
 lowering the platform  
 Turnkey the platform

28  
 **WARNING**  
 Engine may be HOT

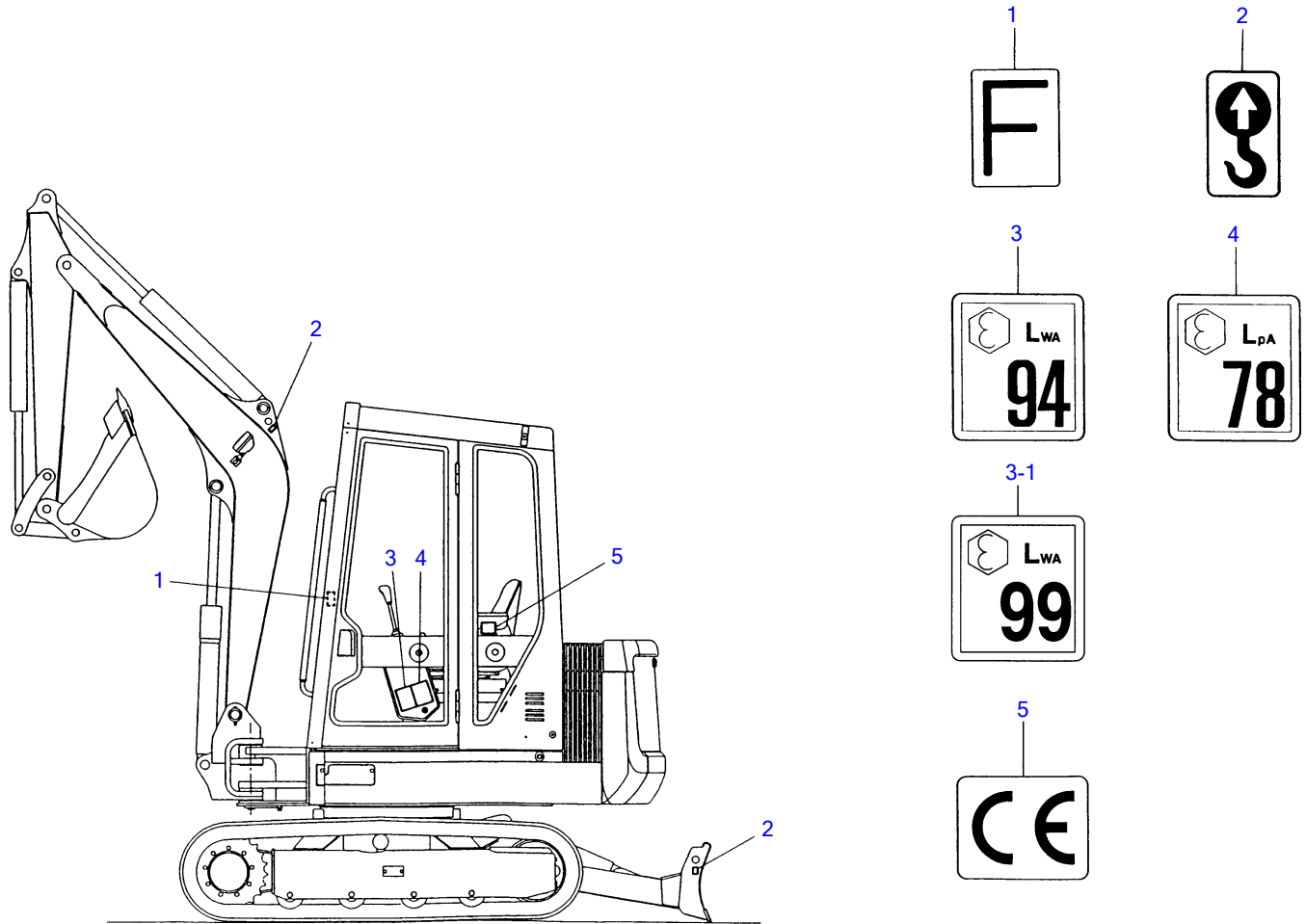
29  
**WARNING**  
 1- This machine, if improperly operated or  
 maintained can cause bodily harm, or even DEATH.  
 2- Read and understand the owners manual,  
 supplied with this machine before operating.  
 3- Keep all safety devices in place and  
 functional.  
 4- Do not operate the machine unless the seat  
 belt is properly fastened around you.



31  
 System Contains 50/50  
 Ethylene Glycol Antifreeze  
 / Water Mixture .....

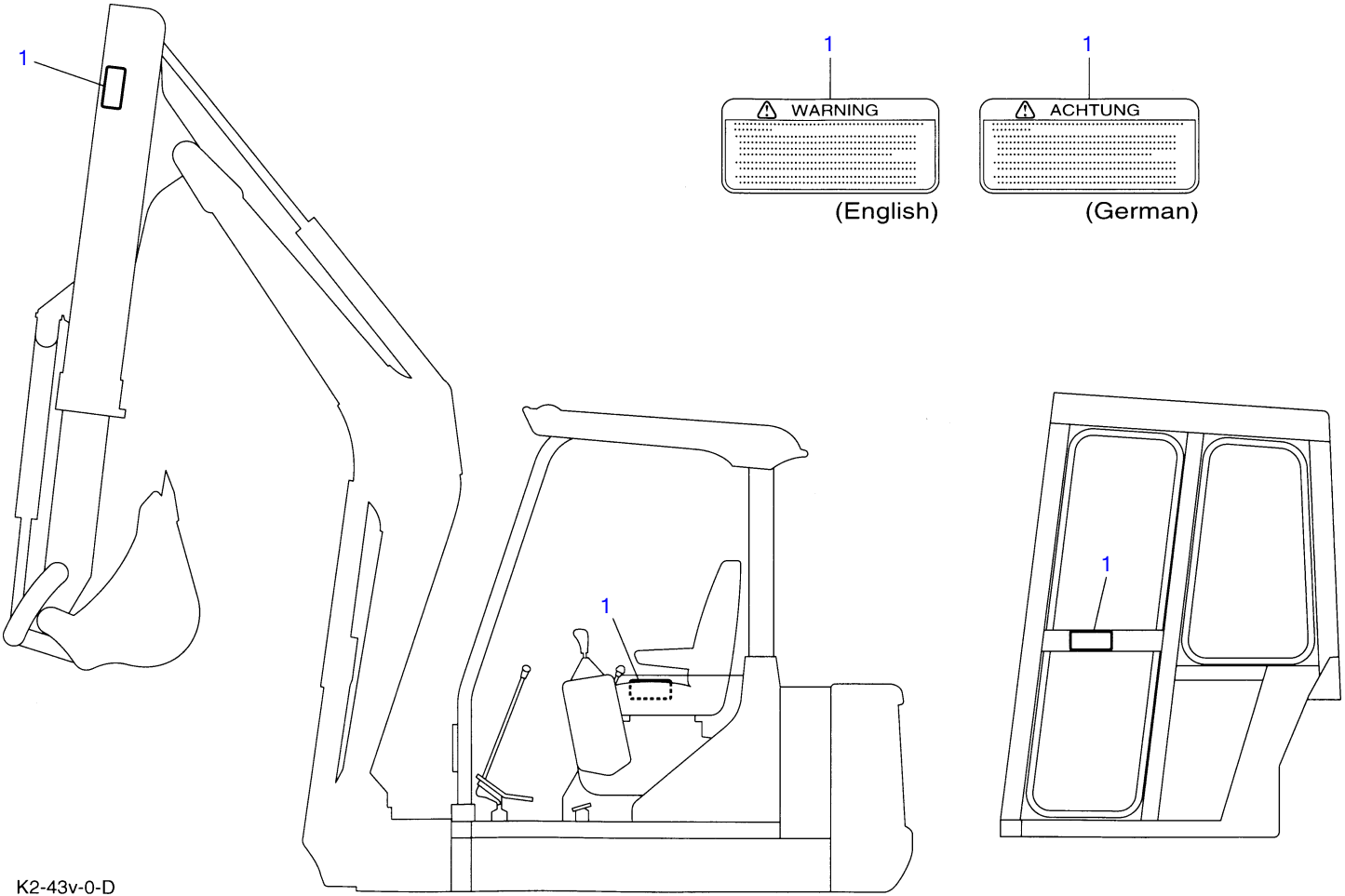


DECAL (English) (canopy)							
Item	Part number	Description	Q'ty	Chan.	Serial No.	Serv.	Remarks
0	0399332000	DECAL SET (English)	1				
	0399333000	DECAL SET (German)	1				
	0399334000	DECAL SET (French)	1				
	0399335000	DECAL SET (Italian)	1				
	0399336000	DECAL SET (U.S. TAKEUCHI)	1				
1	0399300200	• DECAL	2				
2	0359306100	• DECAL	1				
3	0359306200	• DECAL	1				
4	0399305100	• DECAL	2				
5	0359306500	• DECAL (English, U.S.)	4				
	0359308100	• DECAL (German)	4				
	0359309100	• DECAL (French)	4				
	0359310100	• DECAL (Italian)	4				
6	0359307400	• DECAL (English, U.S.)	1				
	0359314400	• DECAL (German)	1				
	0359315400	• DECAL (French)	1				
	0359316400	• DECAL (Italian)	1				
7	0359306600	• SYMBOL MARK	1				
8	0359306700	• SYMBOL MARK	1				
9	0359325220	• DECAL	1				breaker
10	0359325270	• DECAL	1				swing
11	0359313800	• DECAL	1				JCB pattern
	0359325240	• DECAL	1				ISO pattern
12	0359307100	• SYMBOL MARK	2				HY-TRASH
13	0359307200	• DECAL (English, U.S.)	1				
	0359308300	• DECAL (German)	1				
	0359309300	• DECAL (French)	1				
	0359310300	• DECAL (Italian)	1				
14	0359300400	• DECAL	1				
15	0359301100	• DECAL	4				
16	0339318300	• DECAL	1				A.C.C pedal
17	0359325190	• DECAL	1				blade
18	X *****	• DECAL	1				
19	X *****	• DECAL	1				
20	X *****	• DECAL (French)	1				
21	X *****	• SCREW	4				
	X *****	• SCREW (French)	8				
26	0359313100	• DECAL (English U.S.)	1				
	0359313300	• DECAL (German)	1				
	0359315100	• DECAL (French)	1				
	0359316100	• DECAL (Italian)	1				
27	0359317200	• DECAL (G, F, I)	1				
28	0569321980	• DECAL (English, U.S.)	1				
29	0359313700	• DECAL (English, U.S.)	1				
	0359314700	• DECAL (German)	1				
	0359315700	• DECAL (French)	1				
	0359316700	• DECAL (Italian)	1				
30	0359325200	• DECAL	1				
31	0359313900	• DECAL (U.S. TAKEUCHI)	1				
32	0399325020	• DECAL	1				
	K243q0L						



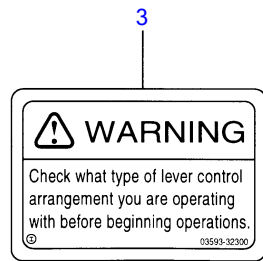
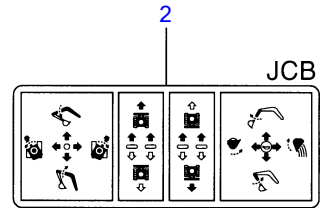
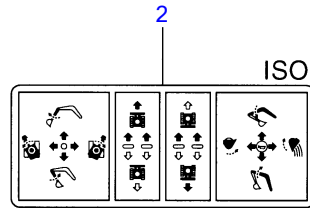
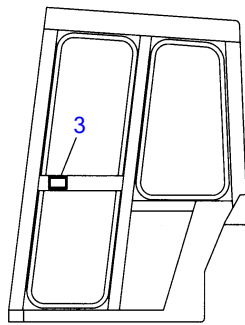
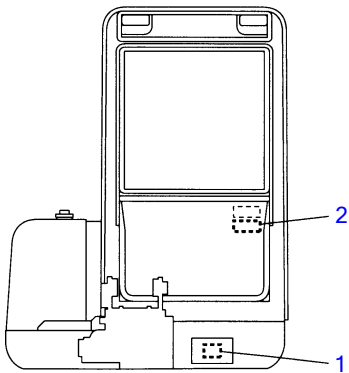
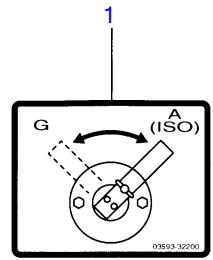
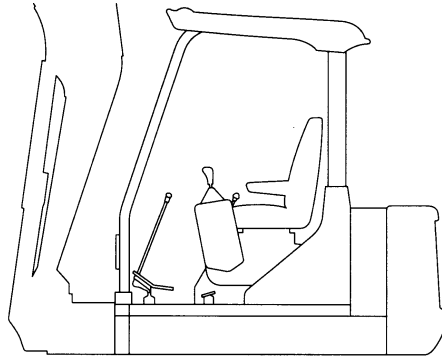
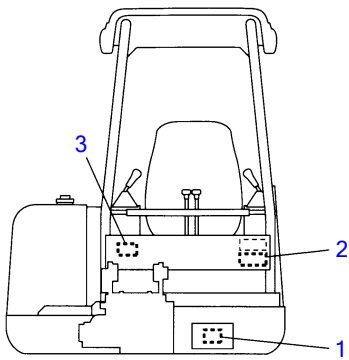
K2-43n-1-D

Item	Part number	Description	Q'ty	DECAL (for EU)		Serv.	Remarks
				Chan.	Serial No.		
1	0399300400	DECAL	1				
2	0399300500	DECAL	3				
3	X 0399300600	DECAL	1		1455001~1456608		
3-1	X 0569336100	DECAL	1		1456609~		
4	X 0399300700	DECAL	1				
5	X 0399300800	DECAL	1				
	K243n1L						



K2-43v-0-D

Item	Part number	Description	DECAL (telescopic arm)			Remarks
			Q'ty	Chan.	Serial No.	
0	0399328000	DECAL SET	1			English
	0399329000	DECAL SET	1			German
1	0399328100	• DECAL	2			English
	0399329100	• DECAL	2			German
	K243v0L					



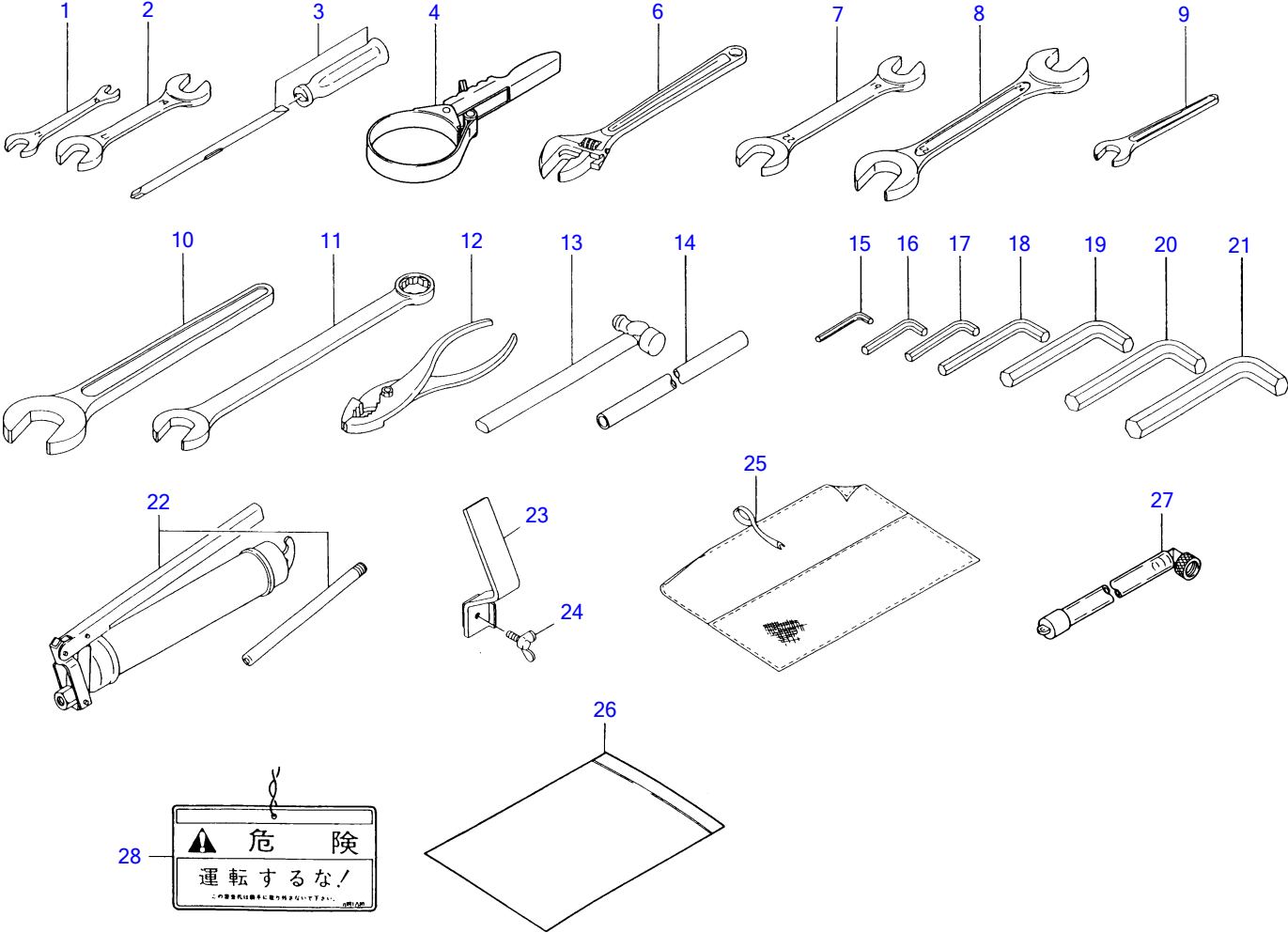
K2-43w-0-D

English

German








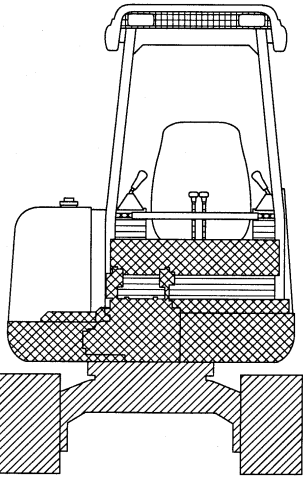
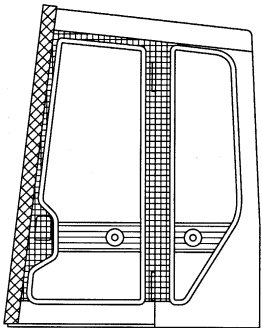

Item	Part number	Description	DECAL (selector valve)				Remarks
			Q'ty	Chan.	Serial No.	Serv.	
0	0399330000	DECAL SET	1				English
	0399331000	DECAL SET	1				German
1	0359332200	• DECAL	1				
2	0359313800	• DECAL	1				JCB
	0359325240	• DECAL	1				ISO
3	0359332300	• DECAL	1				English
	0359332400	• DECAL	1				German
	K243w0L						



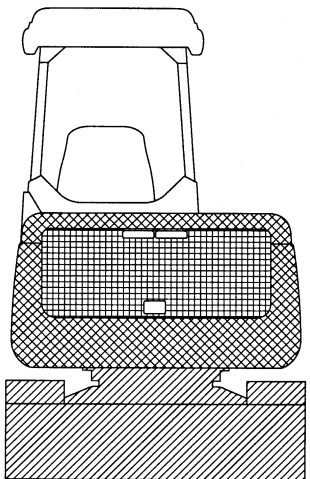
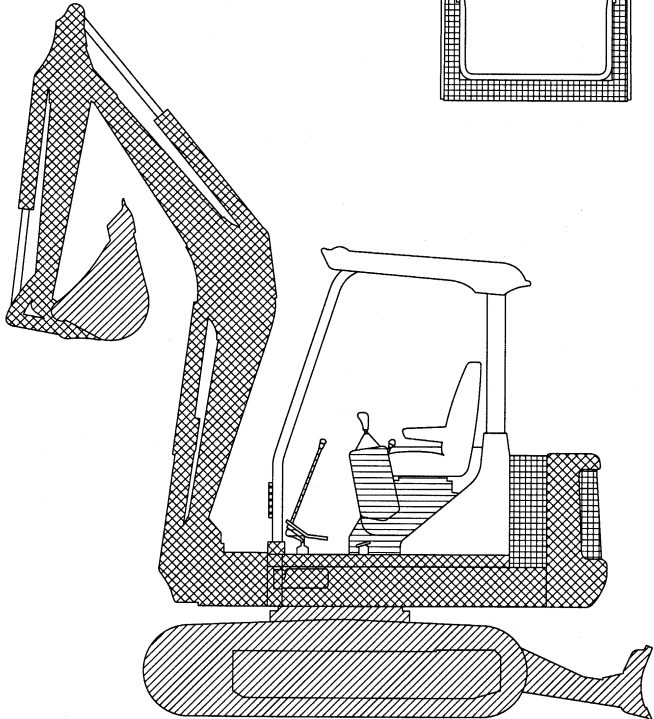
K2-44a-3-D

Item	Part number	Description	TOOL				Remarks
			Q'ty	Chan.	Serial No.	Serv.	
1	1910047081	SPANNER	1				Y 28110-100120
2	1910047082	SPANNER	1				Y 28110-140170
3	1910006112	SCREW DRIVER	1				Y 104200-92350
4	1910070083	WRENCH, filter	1				Y 127610-92750
5	0399290020	TOOL. SET	1				for Japan
	0399290030	TOOL. SET	1				
6	1690400250	▪ MONKEY WRENCH	1				
7	1690001922	▪ SPANNER	1				
8	1690002427	▪ SPANNER	1				
9	1690100013	▪ SPANNER	1				
10	1690100041	▪ SPANNER	1				
11	1690900026	▪ SPANNER	1				
12	1690500200	▪ PRIER	1				
13	1690300330	▪ HAMMER	1				
14	0007900009	▪ PIPE	1				
15	1690600400	▪ WRENCH, hex	1				
16	1690600500	▪ WRENCH, hex	1				
17	1690600600	▪ WRENCH, hex	1				
18	1690600800	▪ WRENCH, hex	1				
19	1690601000	▪ WRENCH, hex	1				
20	1690601200	▪ WRENCH, hex	1				
21	1690601400	▪ WRENCH, hex	1				
22	1691060600	▪ GUN ASSY, grease	1				
	1691010800	▪ GUN ASSY, grease	1				
23	0359204100	▪ STOPPER	1				for Japan
24	1121530820	▪ BOLT	1				
25	1691400001	▪ CASE, tool	1				
26	1691900001	▪ CASE	1				for Japan
27	1554512601	TUBE	1				for EU
28	0359325160	DECAL	1				for Japan
	K244a4L						

- ① 
- ② 
- ③ 
- ④ 
- ⑤ 








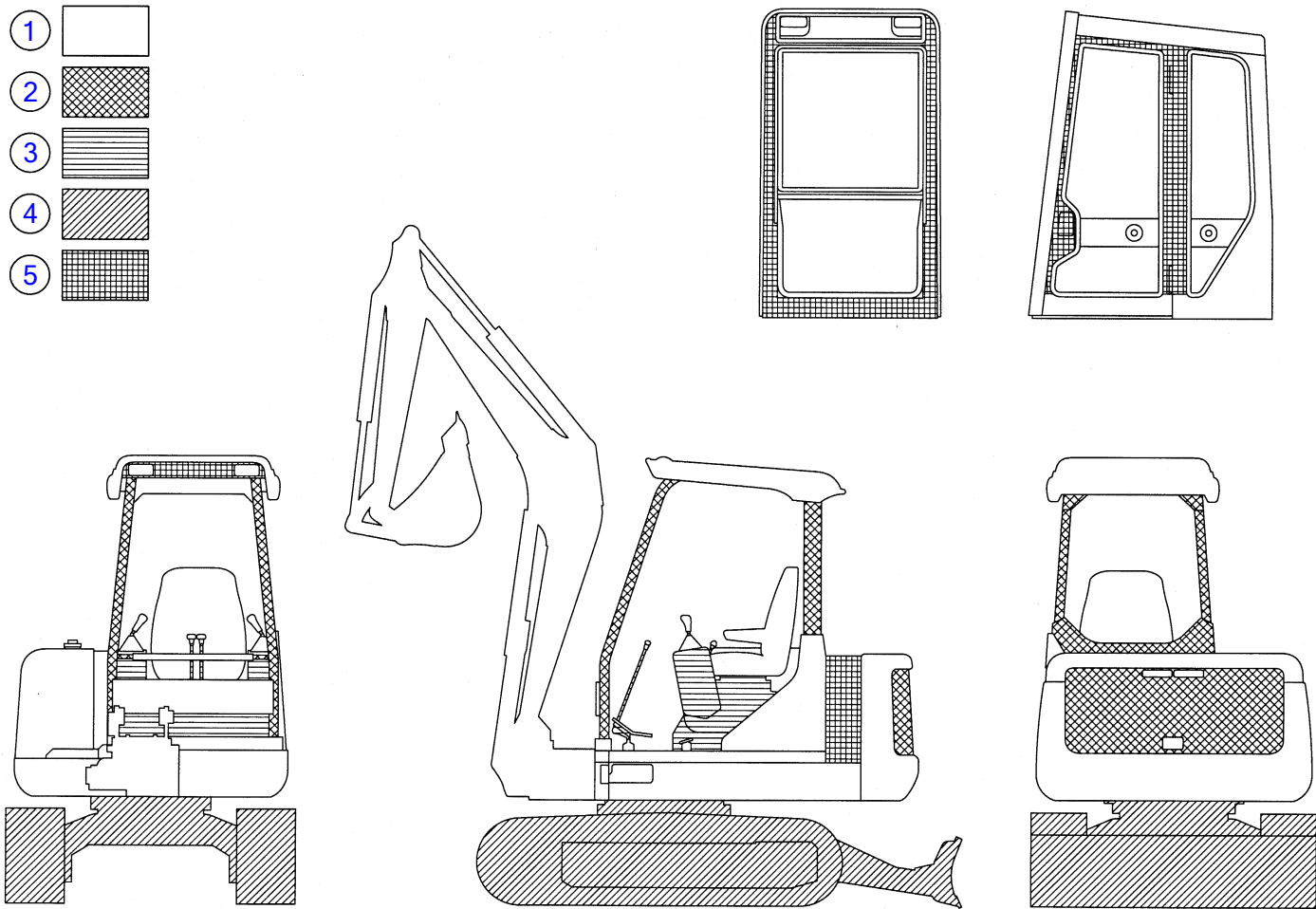
E3-44b-0-D



**PAINTED COLOR (for TCM)**

Item	Part number	Description	Q'ty	Chan.	Serial No.	Serv.	Remarks
1	<b>1919060099</b>	GRAY	1				
	<b>1919069099</b>	GRAY	1				spray
2	<b>1919060101</b>	GRAY, brown	1				
	<b>1919069101</b>	GRAY, brown	1				spray
3	<b>1919060103</b>	BROWN, gray	1				
	<b>1919069103</b>	BROWN, gray	1				spray
4	<b>1919060118</b>	NEW YELLOW	1				
	<b>1919069118</b>	NEW YELLOW	1				spray
5	<b>1919060053</b>	BLACK	1				
7	<b>1919060090</b>	ORANGE YELLOW	1				FITTING, grease
	<b>E344b0L</b>						






- ① 
- ② 
- ③ 
- ④ 
- ⑤ 

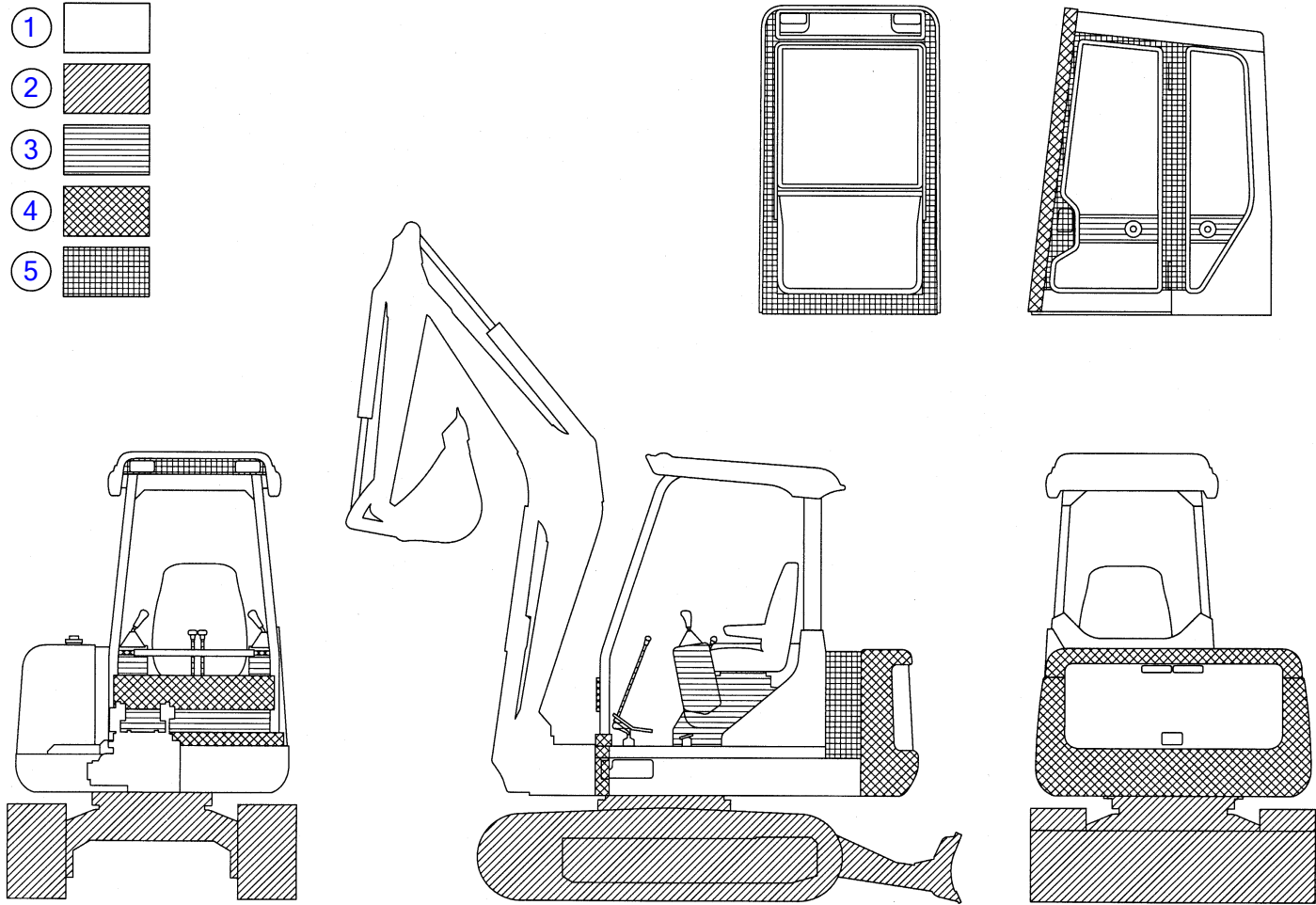


E3-44c-0-D

**PAINTED COLOR (for Japan)**

Item	Part number	Description	Q'ty	Chan.	Serial No.	Serv.	Remarks
1	<b>1919060140</b>	BLUE, marine	1				
	<b>1919069140</b>	BLUE, marine	1				spray
2	<b>1919060161</b>	WHITE	1				
	<b>1919069161</b>	WHITE	1				spray
3	<b>1919060103</b>	BROWN, gray	1				
	<b>1919069103</b>	BROWN, gray	1				spray
4	<b>1919060101</b>	GRAY, brown	1				
	<b>1919069101</b>	GRAY, brown	1				spray
5	<b>1919060053</b>	BLACK	1				
7	<b>1919060090</b>	ORANGE YELLOW	1				FITTING, grease
	<b>E344c0L</b>						

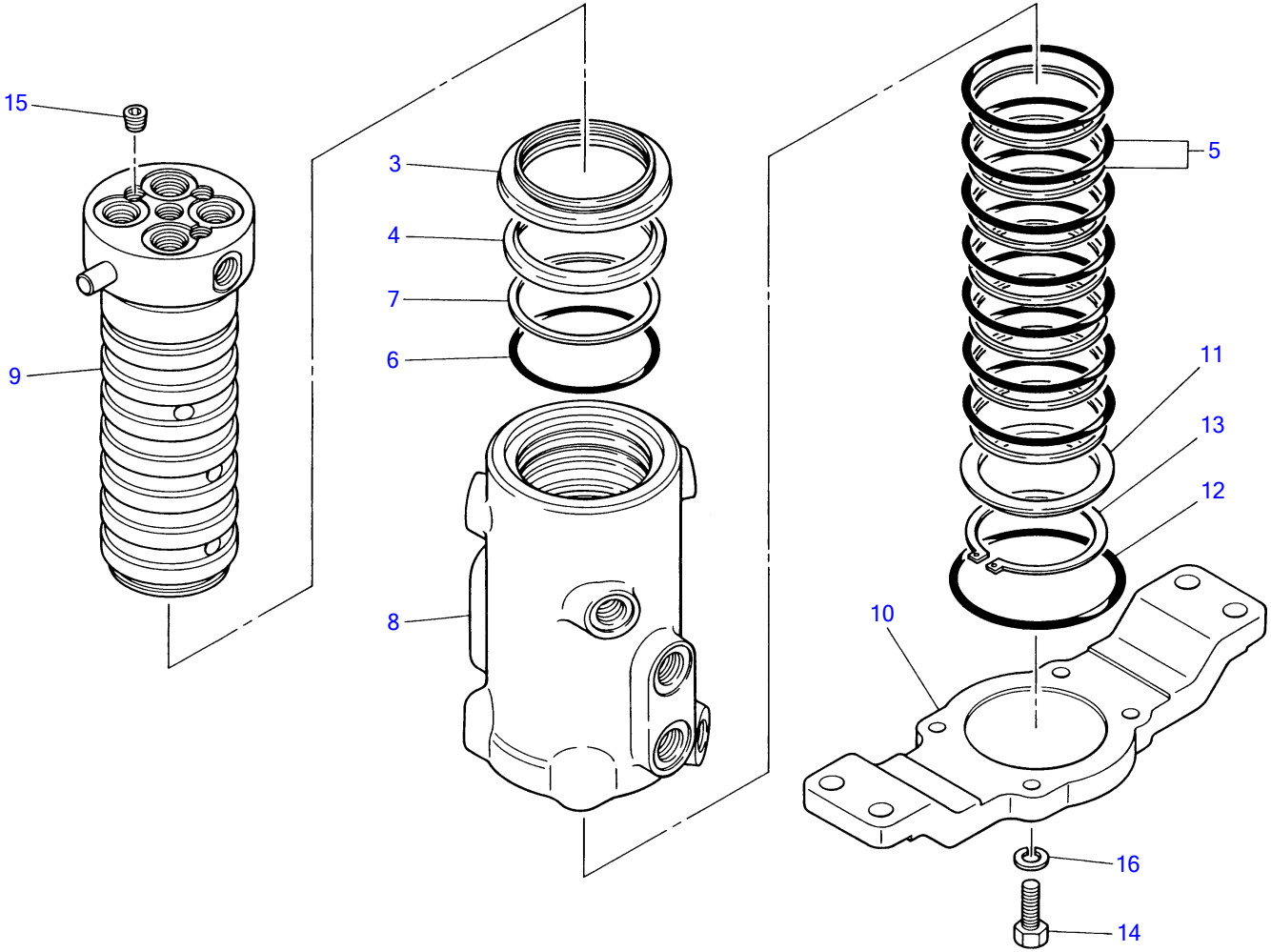
- ① 
- ② 
- ③ 
- ④ 
- ⑤ 



E3-44d-0-D



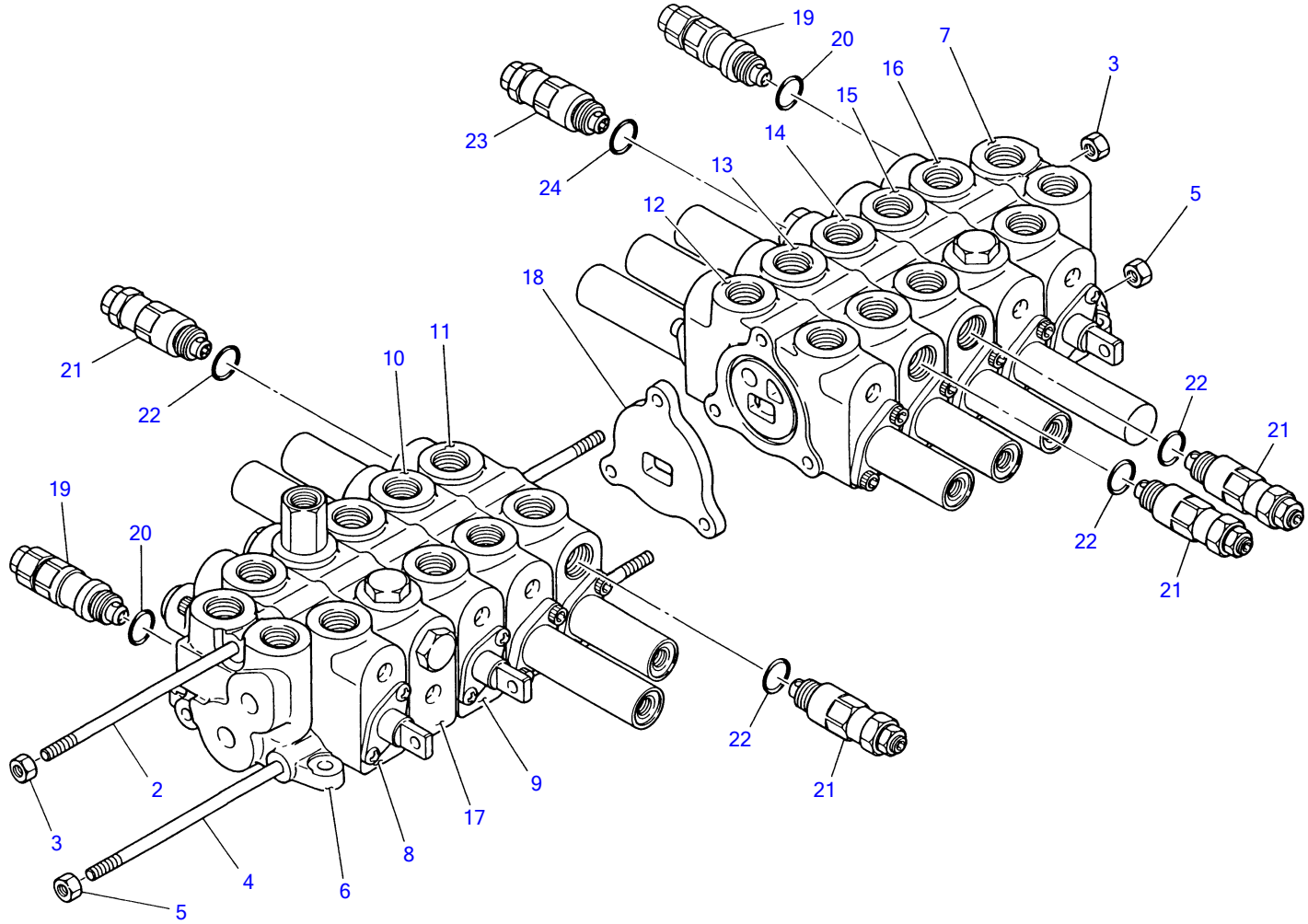
Item	Part number	Description	PAINTED COLOR			Remarks
			Q'ty	Chan.	Serial No.	
1	<b>1919060099</b>	GRAY	1			
	<b>1919069099</b>	GRAY	1			spray
2	<b>1919060101</b>	GRAY, brown	1			
	<b>1919069101</b>	GRAY, brown	1			spray
3	<b>1919060103</b>	BROWN, gray	1			
	<b>1919069103</b>	BROWN, gray	1			spray
4	<b>1919060105</b>	RED	1			
	<b>1919069105</b>	RED	1			spray
5	<b>1919060053</b>	BLACK	1			
7	<b>1919060090</b>	ORANGE YELLOW	1			FITTING, grease
	<b>E344d0L</b>					



Z6-45a-1-D

**SWIVEL JOINT**

Item	Part number	Description	Q'ty	Chan.	Serial No.	Serv.	Remarks
1	<b>1904006300</b>	JOINT, swivel	1				
2	<b>1904006399</b>	• KIT, seal	1				
3	X <b>1904002391</b>	• • SEAL, dust	1				
4	X <b>190400494</b>	• • SEAL, dust	1				
5	X <b>1904004506</b>	• • SEAL, slipper	7				
6	X <b>1420010800</b>	• • O-RING	1				
7	X <b>1421030800</b>	• • RING, back-up	1				
8	X <b>1904006301</b>	• HUB	1				
9	X <b>1904006311</b>	• SHAFT	1				
10	X <b>1904003621</b>	• FRANGE	1				
11	X <b>1904003691</b>	• SPACER	1				
12	<b>1420110950</b>	• O-RING	1				
13	<b>1220000072</b>	• RING, snap	1				
14	<b>1100041030</b>	• BOLT	4				
15	<b>1501810002</b>	• PLUG	3				
16	<b>1140010010</b>	• WASHER, spring	4				
	<b>K245a2L</b>						

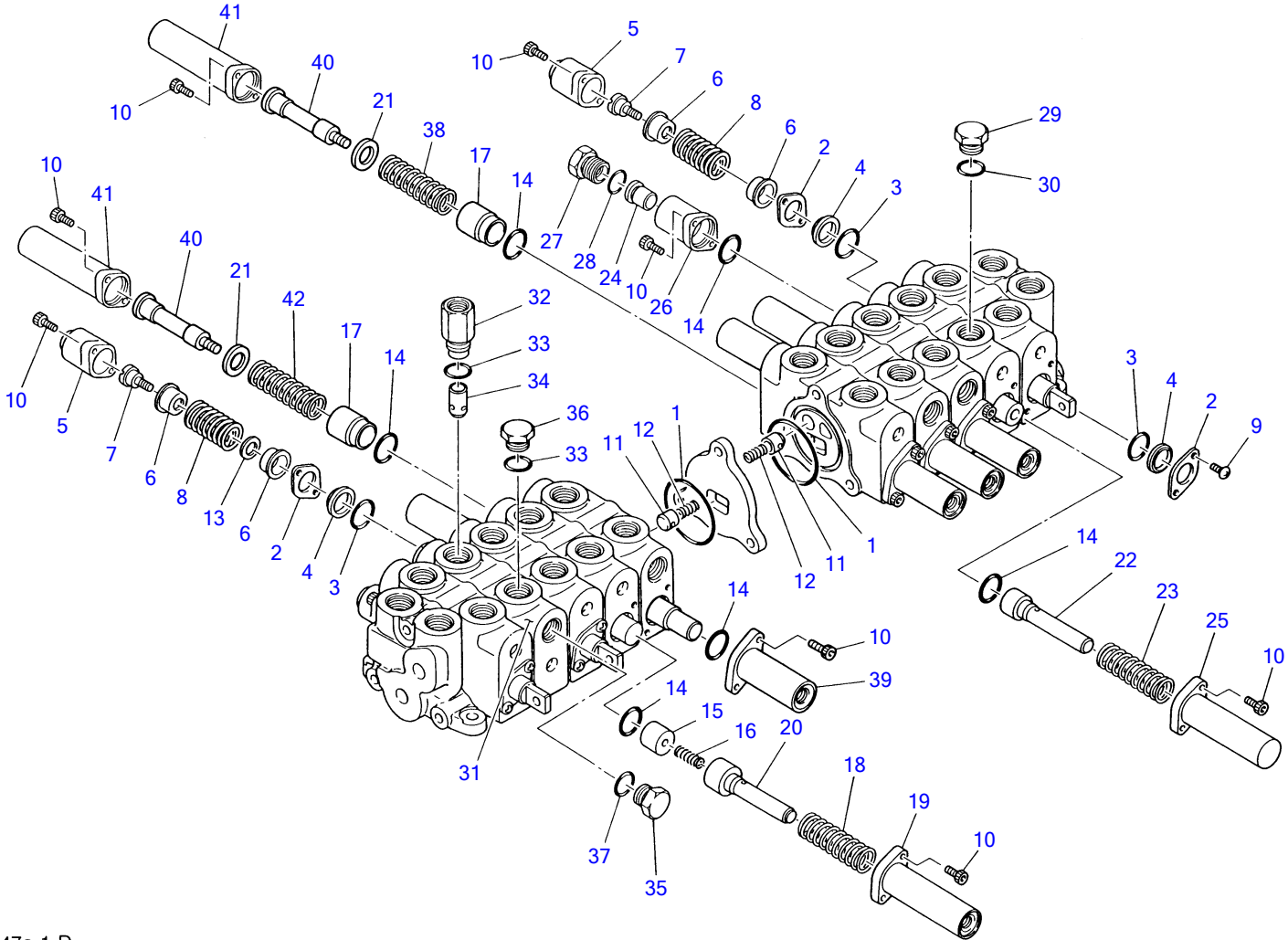


K2-46a-1-D

**CONTROL VALVE; 9 BLOCKS 1**

Item	Part number	Description	Q'ty	Chan.	Serial No.	Serv.	Remarks
1	1901029700	VALVE ASSY	1				
2	1901027606	• ROD, tie	1				
3	1130750010	• NUT	2				
4	1901027607	• ROD, tie	2				
5	1130250008	• NUT	4				
6	1901027601	• HOUSING, inlet	1				
7	1901027602	• HOUSING, inlet	1				
8	1901027615	• BLOCK ASSY	1				traction (R.H.)
9	1901027619	• BLOCK ASSY	1				service
10	1901027614	• BLOCK ASSY	1				slew
11	1901029712	• BLOCK ASSY	1				arm 1
12	1901029718	• BLOCK ASSY	1				arm 2
13	1901029713	• BLOCK ASSY	1				bucket
14	1901029711	• BLOCK ASSY	1				boom
15	1901027610	• BLOCK ASSY	1				
16	1901025415	• BLOCK ASSY	1				traction (L.H.)
17	1901027626	• SPACER ASSY	1				
18	1901027696	• SPACER	1				
19	1901027621	• VALVE ASSY	2				relief
20	1901025482	• • O-RING	1				
21	1901027622	• VALVE ASSY	4				over load relief
22	1901025482	• • O-RING	1				
23	1901029722	• VALVE ASSY	1				over load relief
24	1901025482	• • O-RING	1				
	K246a1L						

TB045 Book No.PK2-102Z5 S/N 1455001-1456876  
CONTROL VALVE; 9 BLOCKS 2

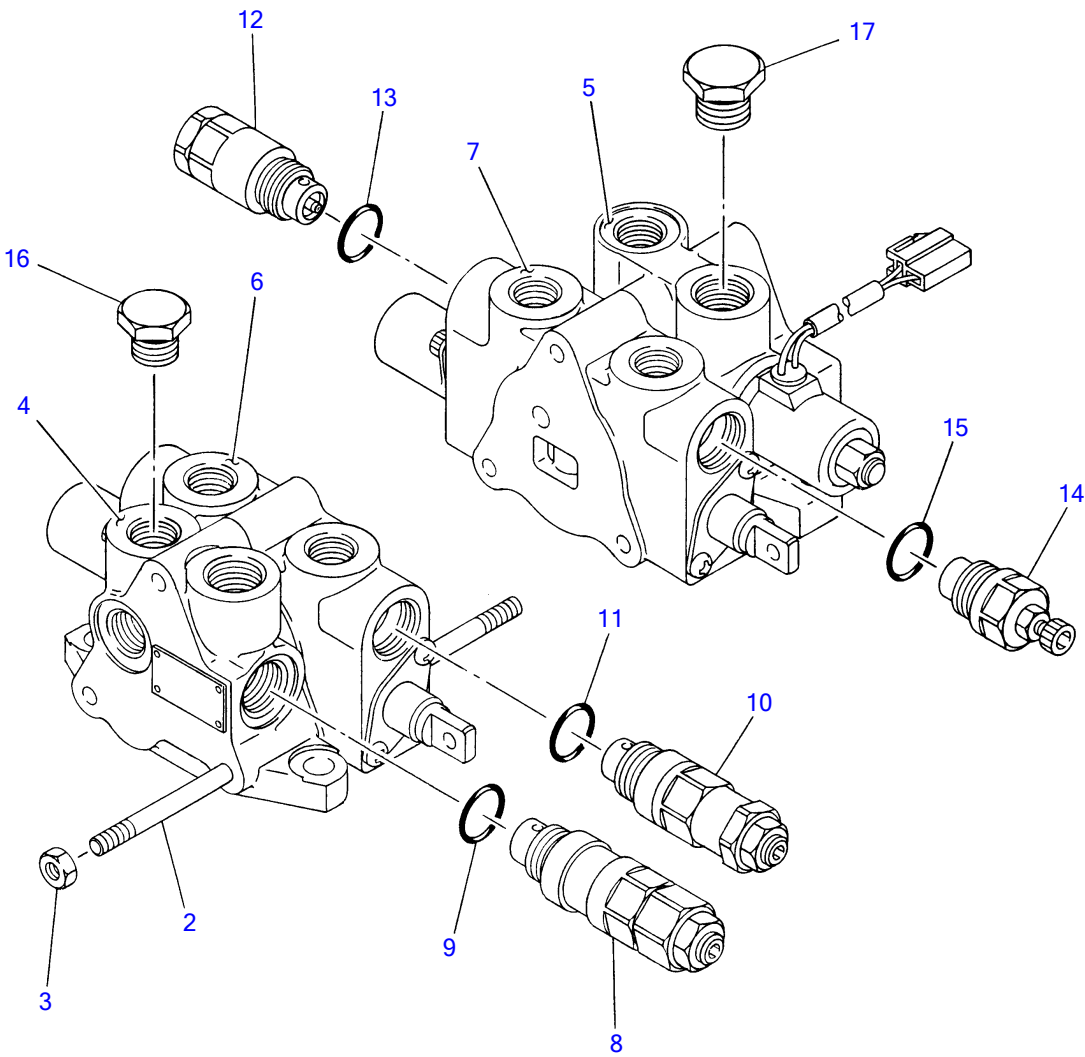


K2-47a-1-D

**CONTROL VALVE; 9 BLOCKS 2**

Item	Part number	Description	Q'ty	Chan.	Serial No.	Serv.	Remarks
1	1901025480	O-RING	12				
2	1901025483	PLATE	6				
3	1901025484	O-RING	6				
4	1901025485	WIPER	6				
5	1901025462	CAP	3				
6	1901025453	HOLDER	6				
7	1901025432	SCREW, cap	3				
8	1901025457	SPRING	3				
9	1120540610	SCREW, cap	6				
10	1110050618	SCREW, cap	30				
11	1901025467	POPPET	7				
12	1901025458	SPRING	7				
13	1901025487	WASHER	1				
14	1420500240	O-RING	12				
15	1901025454	HOLDER	2				
16	1901025459	SPRING	2				
17	1901029753	HOLDER	4				
18	1901027656	SPRING	2				
19	1901025463	CAP	2				
20	1901025455	HOLDER	2				
21	1901029754	HOLDER	4				
22	1901027690	HOLDER	1				
23	1901027657	SPRING	1				
24	1901027691	PISTON	1				
25	1901027661	CAP	1				
26	1901027662	CAP	1				
27	1901027692	PLUG	1				
28	1901025481	O-RING	1				
29	1901027693	PLUG	1				
30	1420010140	O-RING	1				
31	1901027694	SPACER	1				
32	1901027695	PLUG	1				
33	1420010180	O-RING	2				
34	1901025466	POPPET	1				
35	1901025498	PLUG	2				
36	1901025497	PLUG	1				
37	1901025482	O-RING	2				
38	1901029759	SPRING	3				
39	1901029762	CAP	4				
40	1901029731	END, spool	4				
41	1901029755	CAP	4				
42	1901029756	SPRING	1				

**K247a2L**

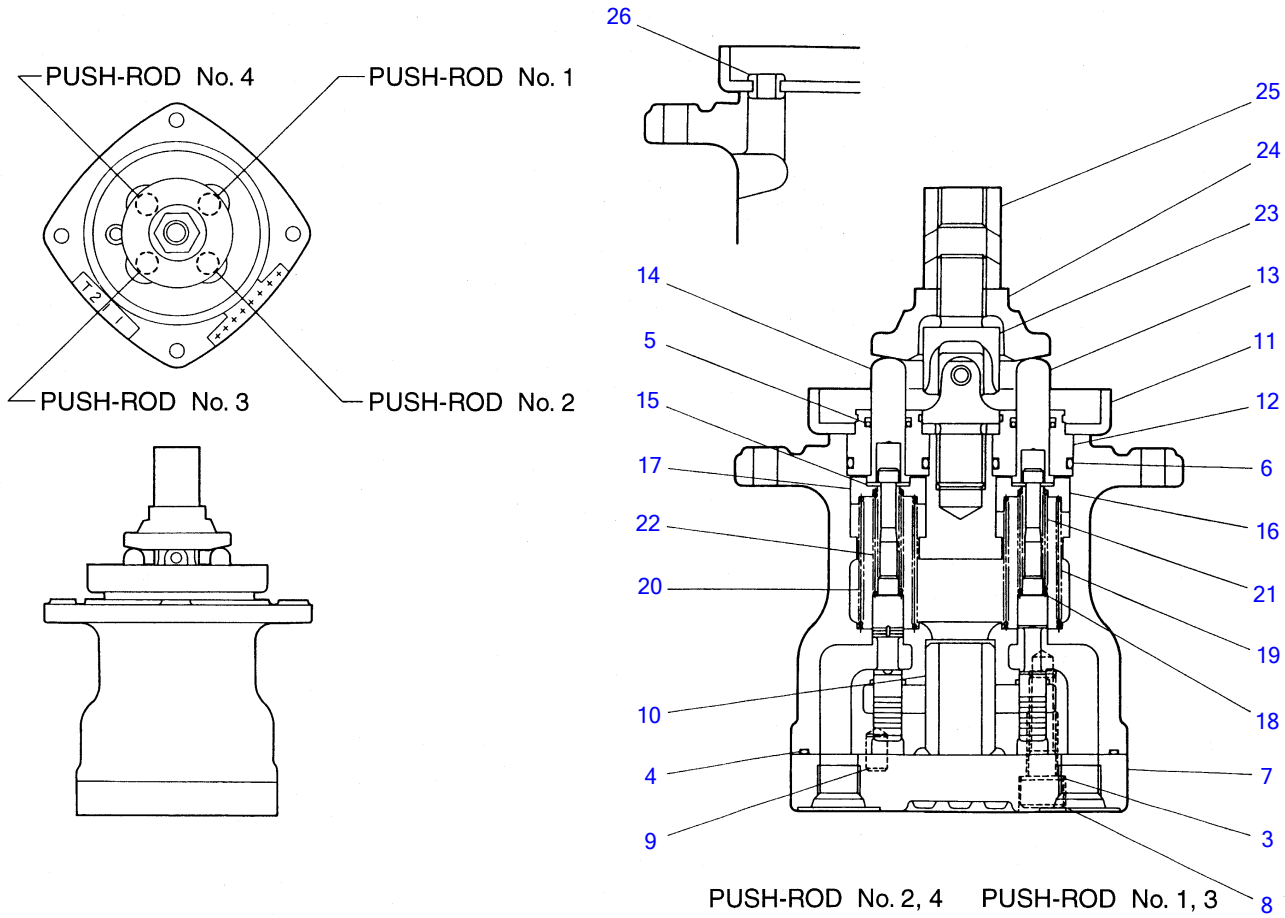


K2-48a-0-D



**CONTROL VALVE; 2 BLOCKS 1**

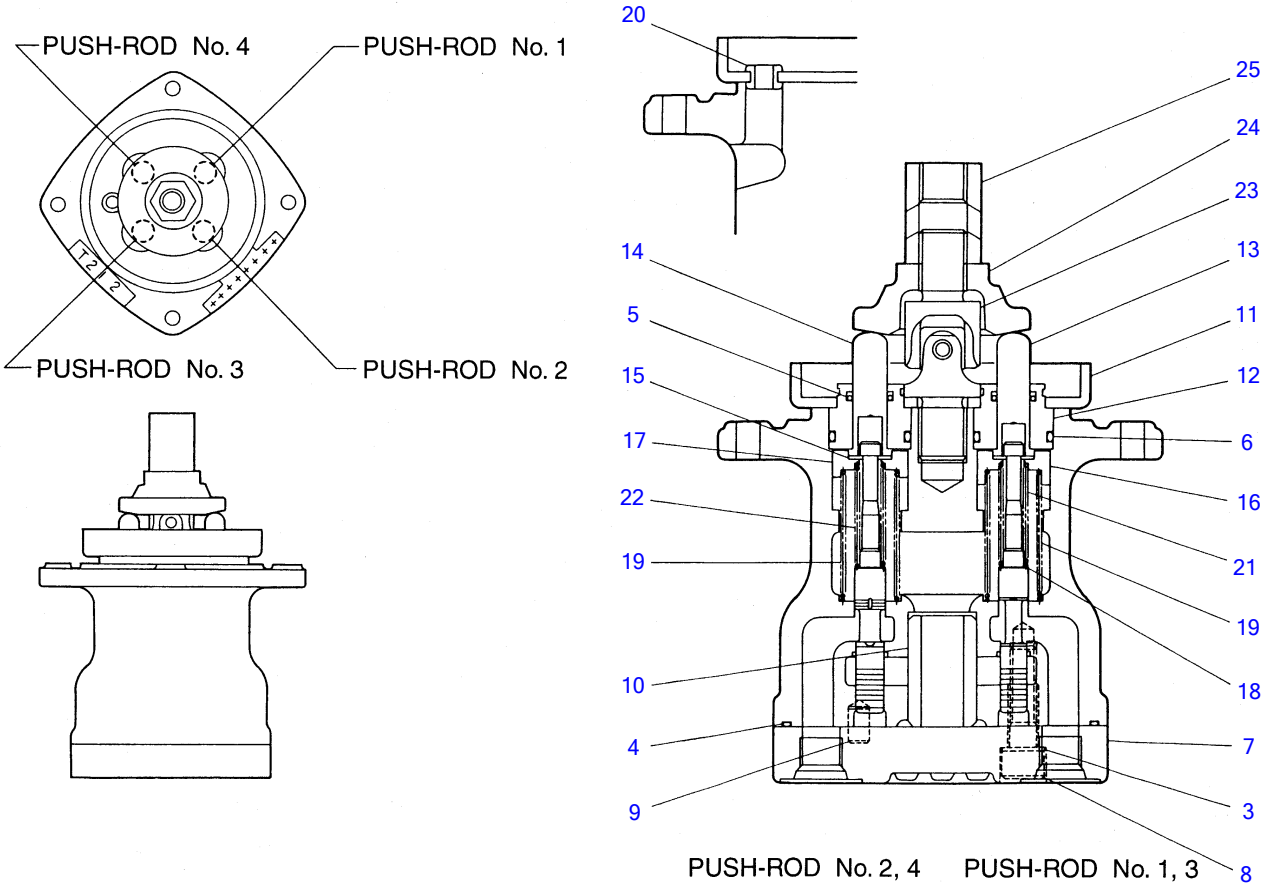
Item	Part number	Description	Q'ty	Chan.	Serial No.	Serv.	Remarks
1	1901027700	VALVE ASSY	1				
2	1901027706	• ROD, tie	3				
3	1130250008	• NUT	6				
4	1901027701	• HOUSING, inlet	1				
5	1901027702	• HOUSING, outlet	1				
6	1901027717	• BLOCK ASSY	1				blade
7	1901027718	• BLOCK ASSY	1				swing
8	1901027724	• VALVE ASSY	1				relief
9	1901025482	• • O-RING	1				
10	1901027725	• VALVE ASSY	1				over load relief
11	1901025482	• • O-RING	1				
12	1901027721	• VALVE ASSY	1				anti-void
13	1901025482	• • O-RING	1				
14	1901027722	• VALVE ASSY	1				shut-off
15	1901025482	• • O-RING	1				
16	1901027790	• PLUG	1				
17	1901025498	• PLUG	1				
	K248a0L						



E3-49b-1-D

**PILOT VALVE**

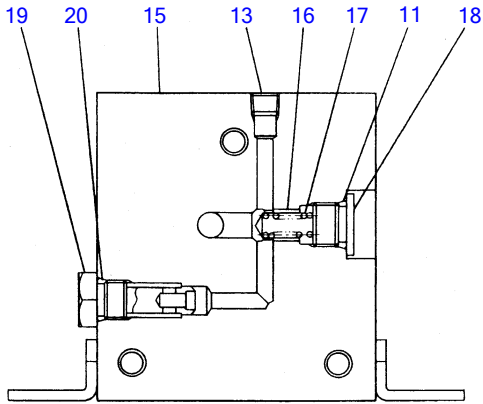
Item	Part number	Description	Q'ty	Chan.	Serial No.	Serv.	Remarks
1	1901721100	VALVE, pilot	1				
2	1901721199	• KIT, seal	1				
3	X 1901715103	• • WASHER	2				
4	X 1420500900	• • O-RING	1				
5	X 1901710914	• • SEAL	4				
6	X 1420010200	• • O-RING	4				
7	1901716702	• PLATE	1				
8	1110050822	• SCREW, cap	2				
9	1213000510	• PIN, spring	1				
10	1901710905	• BUSHING	1				
11	1901703201	• PLATE	1				
12	1901710912	• PLUG	4				
13	1901719011	• ROD	2				
14	1901719012	• ROD	2				
15	1901710915	• WASHER	8				
16	1901715115	• HOLDER	2				
17	1901710916	• HOLDER	2				
18	1901710917	• WASHER	4				
19	1901721120	• SPRING	2				
20	1901721121	• SPRING	2				
21	1901717721	• SPRING	2				
22	1901721123	• SPRING	2				
23	1901720232	• JOINT	1				
24	1901720233	• PLATE	1				
25	1901703222	• NUT	1				
26	1901703261	• BUSHING	1				
	E349b3L						



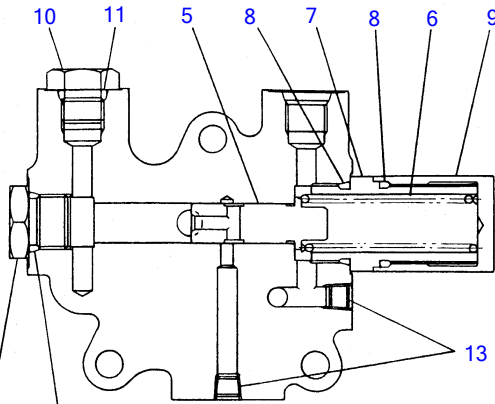
E3-49c-1-D

**PILOT VALVE**

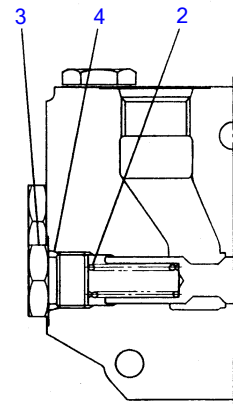
Item	Part number	Description	Q'ty	Chan.	Serial No.	Serv.	Remarks
1	1901721200	VALVE, pilot	1				
2	1901721199	• KIT, seal	1				
3	X 1901715103	• • WASHER	2				
4	X 1420500900	• • O-RING	1				
5	X 1901710914	• • SEAL	4				
6	X 1420010200	• • O-RING	4				
7	1901716702	• PLATE	1				
8	1110050822	• SCREW, cap	2				
9	1213000510	• PIN, spring	1				
10	1901710905	• BUSHING	1				
11	1901703201	• PLATE	1				
12	1901710912	• PLUG	4				
13	1901719011	• ROD	2				
14	1901719012	• ROD	2				
15	1901710915	• WASHER	8				
16	1901715115	• HOLDER	2				
17	1901710916	• HOLDER	2				
18	1901710917	• WASHER	4				
19	1901721220	• SPRING	4				
20	1901703261	• BUSHING	1				
21	1901717721	• SPRING	2				
22	1901721123	• SPRING	2				
23	1901720232	• JOINT	1				
24	1901720233	• PLATE	1				
25	1901703222	• NUT	1				
	E349c3L						



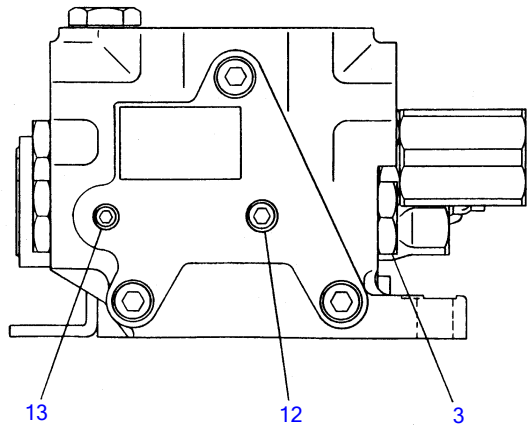
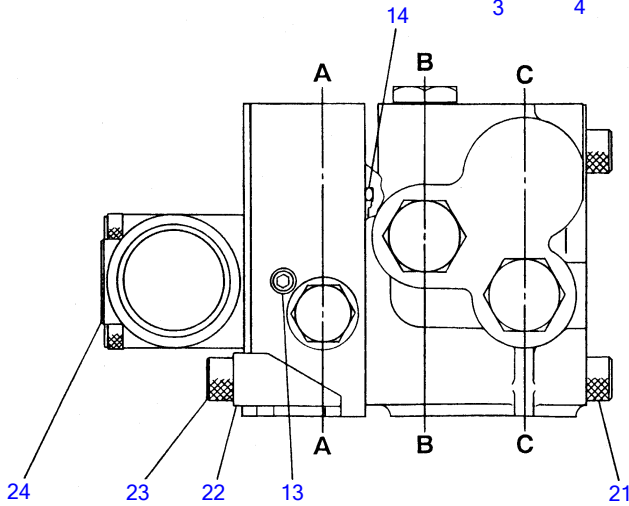
SECTION "A - A"



SECTION "B - B"



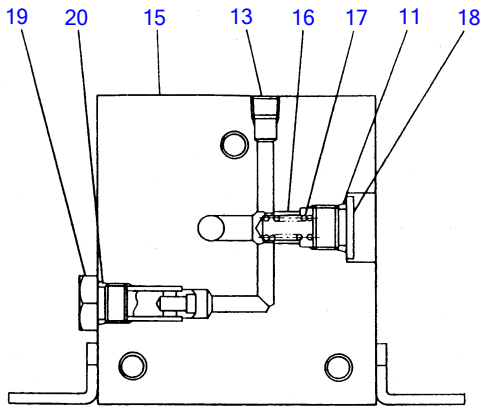
SECTION "C - C"



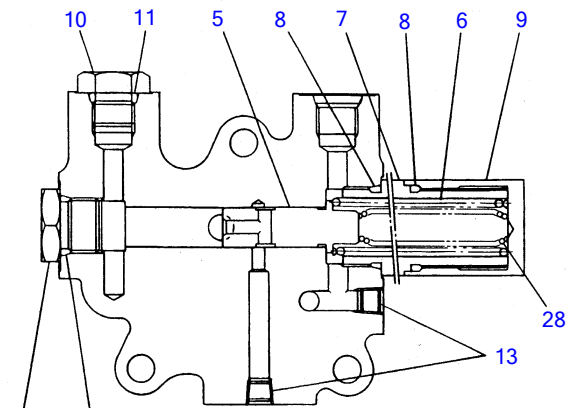
E3-50a-0-D

**SUB VALVE (1455001~1455936)**

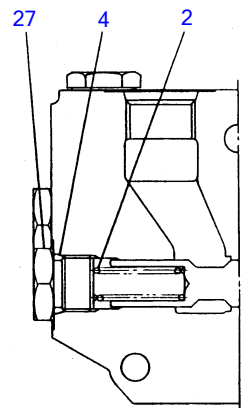
Item	Part number	Description	Q'ty	Chan.	Serial No.	Serv.	Remarks
1	1901719900	VALVE, sub	1		1455001~1455257		
	1901723600	VALVE, sub	1	(H)	1455258~1455343		
	1901724300	VALVE, sub	1	(H)	1455344~1455936		
2	1901717104	• SPRING	1				
3	1901718904	• PLUG	3				
4	1420010140	• O-RING	3				
5	1901717107	• PISTON	1				
6	1901719907	• SPRING	1				
7	1901719908	• PLUG	1				
8	1420000220	• O-RING	2				
9	1901717123	• PLUG	1				
10	1901717113	• PLUG	1				
11	1420010110	• O-RING	2				
12	1501810001	• PLUG	1				
13	1901717117	• PLUG	5				
14	1420100550	• O-RING	1				
15	1901719916	• PLATE	1				
16	1901719417	• VALVE ASSY	1				
17	1901717112	• SPRING	1				
18	1901719419	• PLUG	1				
19	1901719429	• PLUG	1				
20	1420010100	• O-RING	1				
21	1110050880	• SCREW, cap	3				
22	1901719423	• PLATE	1				
23	1110050816	• SCREW, cap	2				
24	1901716900	• VALVE, solenoid	1		1455001~1455343		
	1901718100	• VALVE, solenoid	1	(H)	1455344~1455936		
	E350a3L						



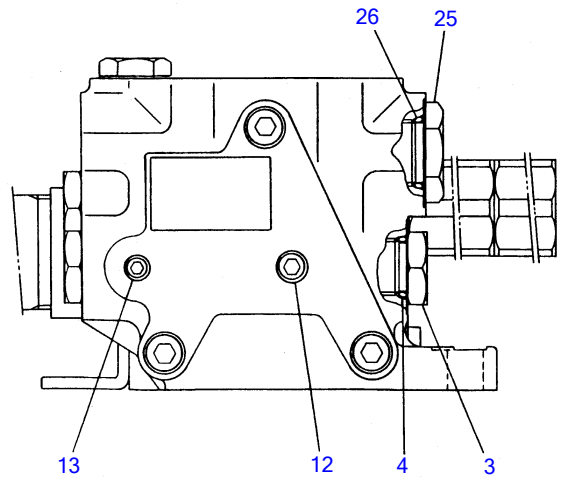
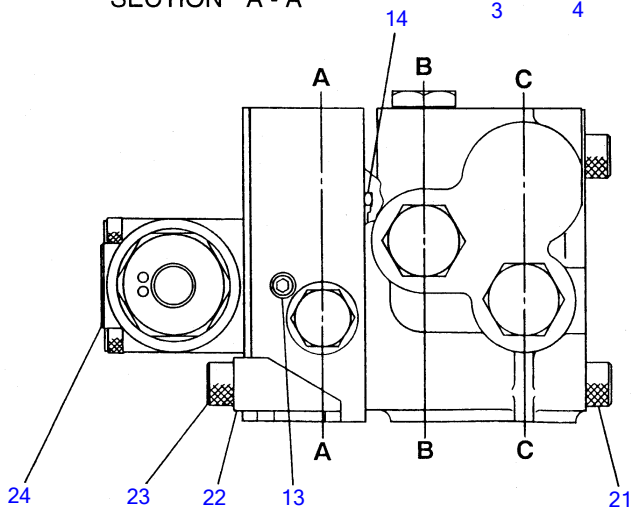
SECTION "A - A"



SECTION "B - B"



SECTION "C - C"



E3-50a-2-D

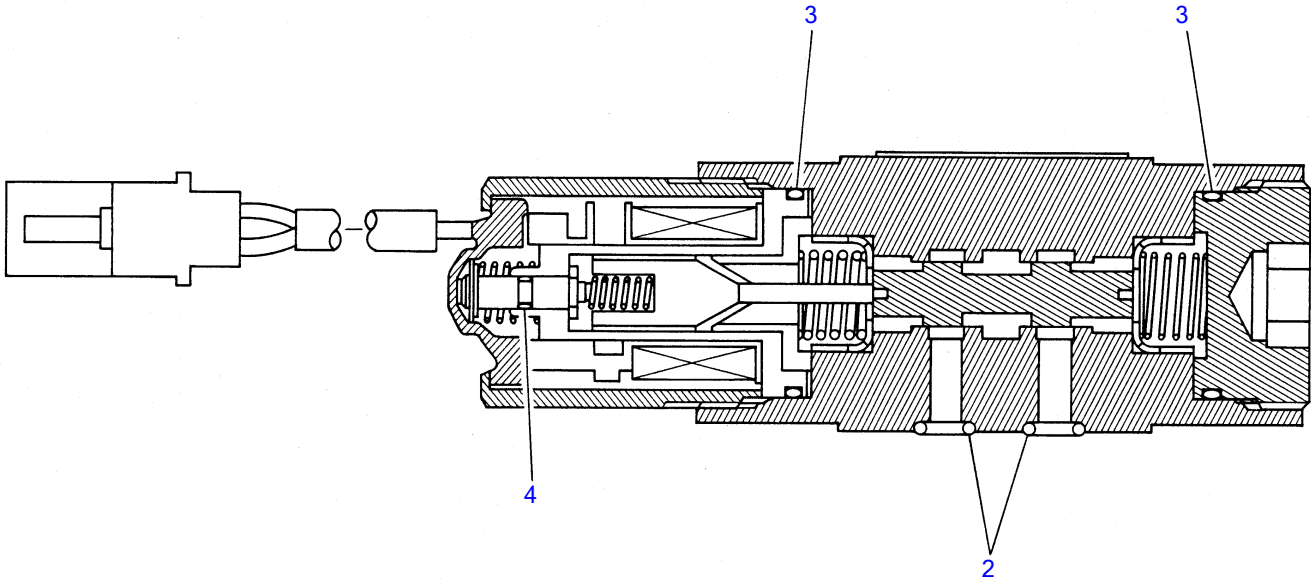


SUB VALVE (1455937~)						
Item	Part number	Description	Q'ty	Chan.	Serial No.	Serv. Remarks
1	1901728200	VALVE, sub	1		1455937~1456369	
	1901730200	VALVE, sub	1	(H)	1456370~	
2	1901723503	· SPRING	1			
3	1901718904	· PLUG	2			
4	1420010140	· O-RING	3			
5	1901717107	· PISTON	1			
6	1901719907	· SPRING	1			
7	1901719908	· PLUG	1			
8	1420000220	· O-RING	2			
9	1901717123	· PLUG	1			
10	1901717113	· PLUG	1			
11	1420010110	· O-RING	2			
12	1501810001	· PLUG	1			
13	1901717117	· PLUG	5			
14	1420100550	· O-RING	1			
15	1901719916	· PLATE	1			
16	1901719417	· VALVE ASSY	1			
17	1901717112	· SPRING	1			
18	1901719419	· PLUG	1			
19	1901719429	· PLUG	1			
20	1420010100	· O-RING	1			
21	1110050880	· SCREW, cap	3			
22	1901719423	· PLATE	1			
23	1110050816	· SCREW, cap	2			
24	1901718100	· VALVE, solenoid	1			
25	1901717105	· PLUG	1			
26	1420010180	· O-RING	1			
27	1901723529	· PLUG	1			
28	1901730230	· SPRING	1		1456370~	

NOTE

A Item 1 (page 8-14) and a Item 1 (page 8-15) have interchangeability.

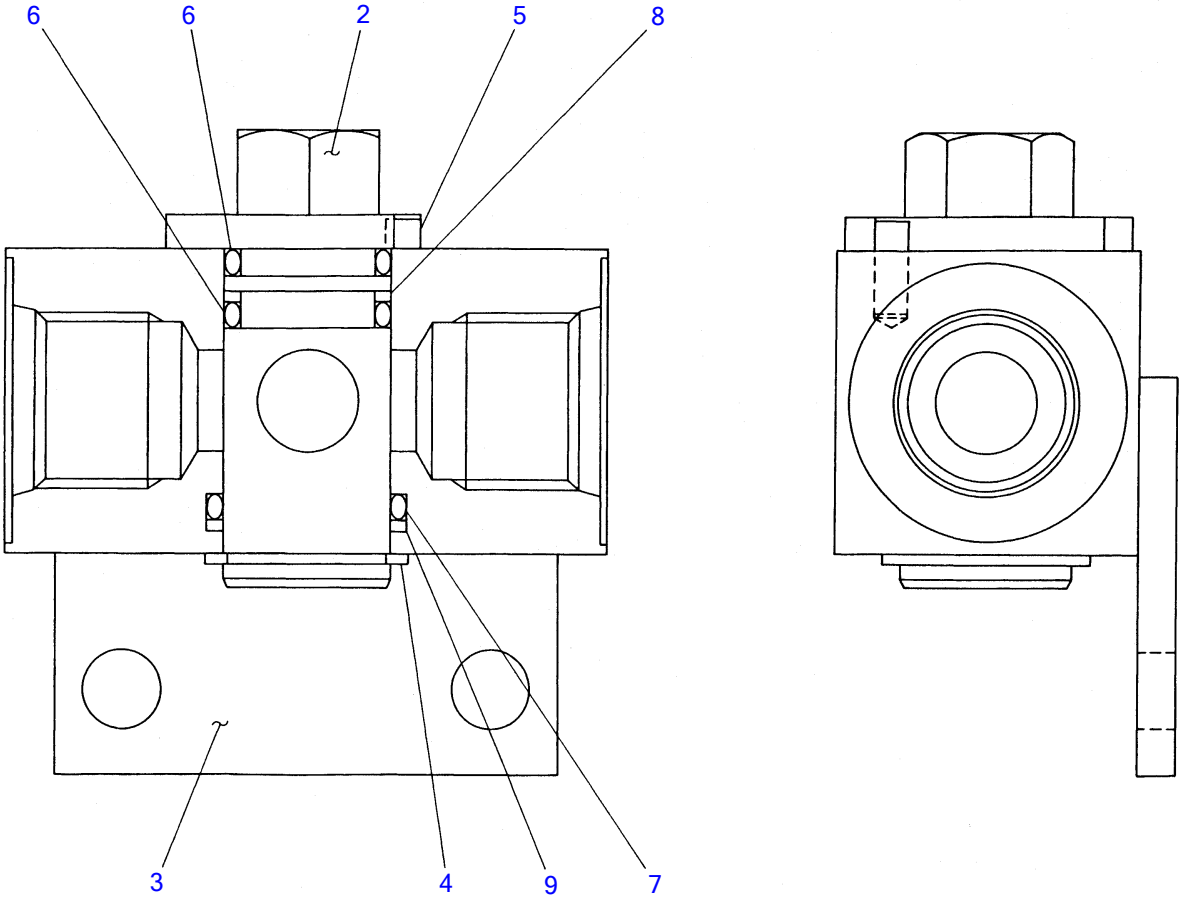
E350a5L



Z3-49a-0-D

**SOLENOID VALVE**

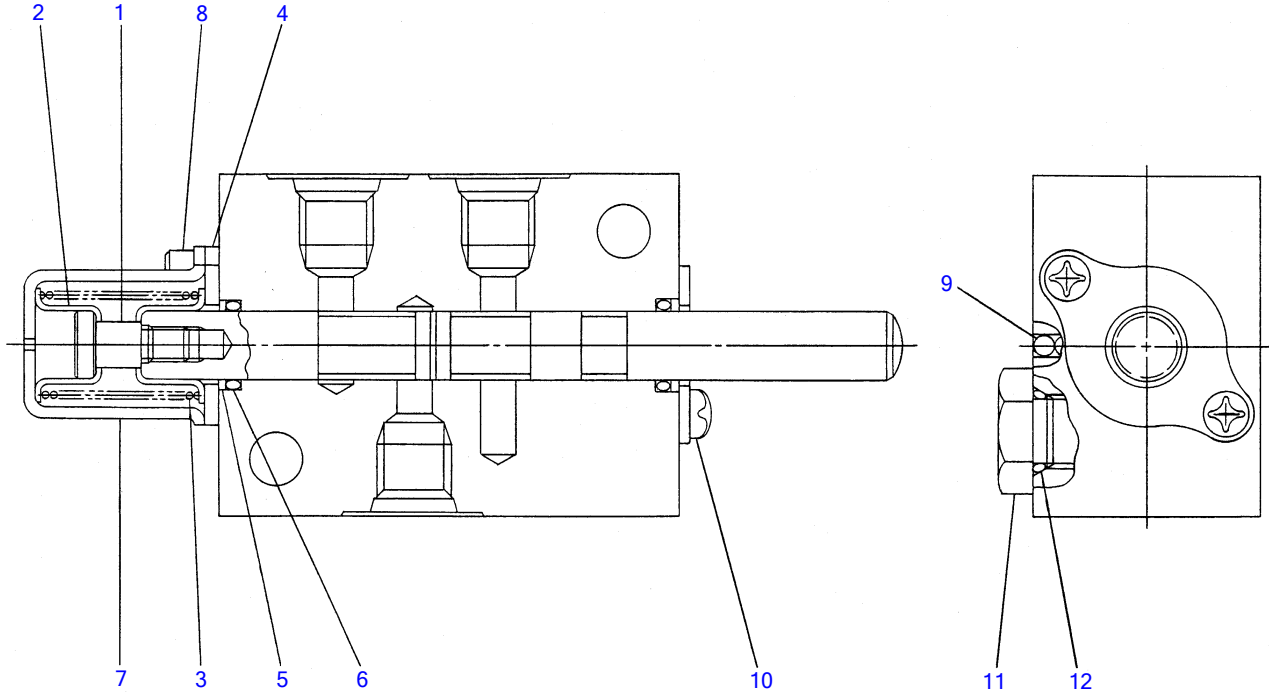
Item	Part number	Description	Q'ty	Chan.	Serial No.	Serv.	Remarks
1	<b>1901716900</b>	VALVE ASSY	1		1455001~1455343		
	<b>1901718100</b>	VALVE ASSY	1	(H)	1455344~		
2	<b>1420000070</b>	• O-RING	4				
3	<b>1901716915</b>	• O-RING	2				
4	<b>1420500030</b>	• O-RING	1				
	<b>E349a1L</b>						



E3-50b-1-D

**STOP VALVE**

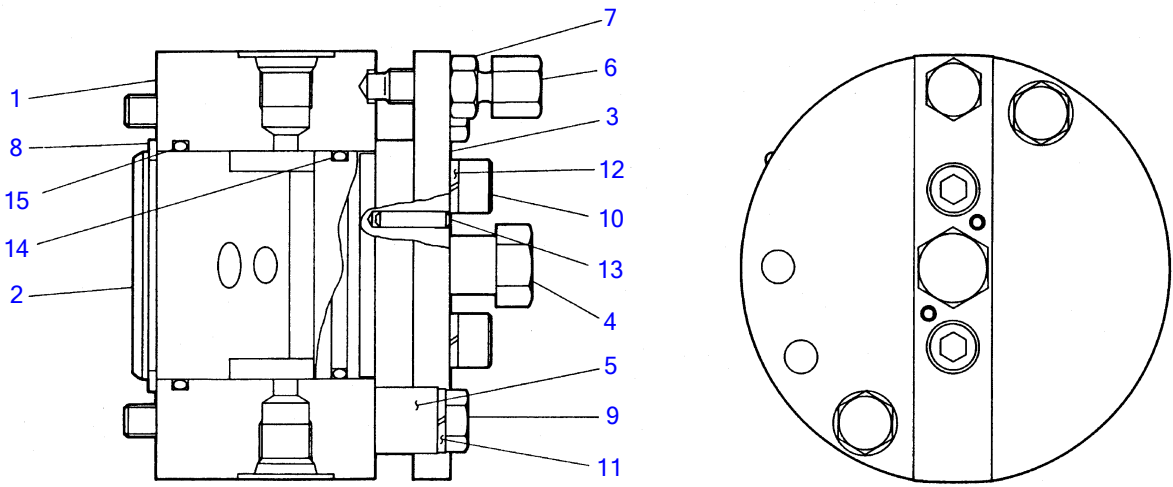
Item	Part number	Description	Q'ty	Chan.	Serial No.	Serv.	Remarks
1	1901719800	VALVE, stop	1				
2	1901719802	▪ VALVE	1				
3	1901719803	▪ PLATE	1				
4	1901719804	▪ RING, snap	1				
5	1901719805	▪ PIN, spring	1				
6	1420010160	▪ O-RING	2				
7	1420010200	▪ O-RING	1				
8	1421020160	▪ RING, back-up	1				
9	1421020200	▪ RING, back-up	1				
	E350b1L						



K2-50b-0-D

**SHUT-OFF VALVE**

Item	Part number	Description	Q'ty	Chan.	Serial No.	Serv.	Remarks
0	<b>1901720300</b>	VALVE, shut off	1				
1	<b>1901718403</b>	▪ BOLT	1				
2	<b>1901718404</b>	▪ HOLDER	2				
3	<b>1901720305</b>	▪ SPRING	1				
4	<b>1901718308</b>	▪ PLATE	2				
5	<b>1901718309</b>	▪ SEAL, oil	2				
6	<b>1420000120</b>	▪ O-RING	2				
7	<b>1901718311</b>	▪ CAP	1				
8	<b>1110050512</b>	▪ SCREW, cap	2				
9	<b>1390020250</b>	▪ BALL	3				
10	<b>1102540510</b>	▪ SCREW	2				
11	<b>1901717113</b>	▪ PLUG	1				
12	<b>1420010110</b>	▪ O-RING	1				
	<b>K250b1L</b>						

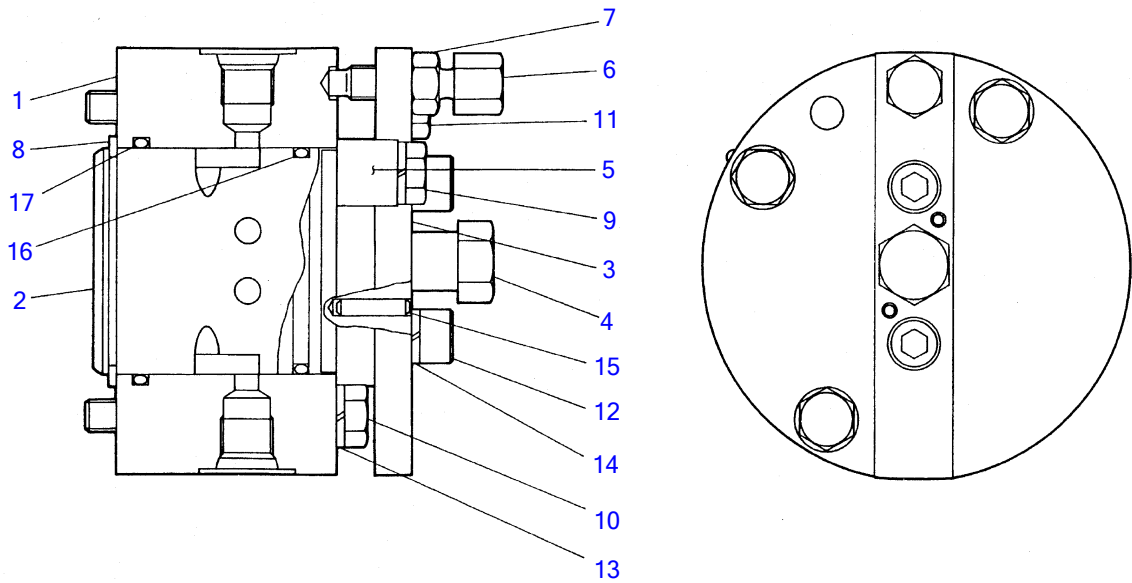


E3-50c-0-D



**SELECTOR VALVE**

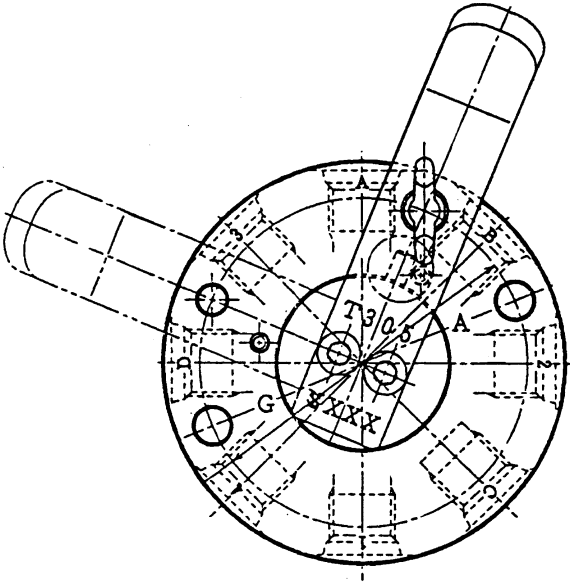
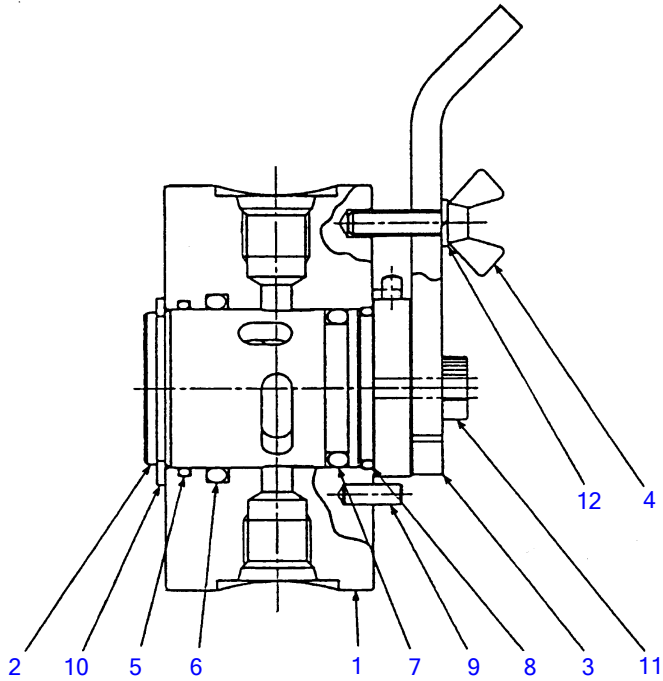
Item	Part number	Description	Q'ty	Chan.	Serial No.	Serv.	Remarks
0	<b>1901721300</b>	SELECTOR VALVE ASSY	1				
1	<b>1901721301</b>	▪ VALVE	1				
2	<b>1901721302</b>	▪ ROTOR	1				
3	<b>1901721303</b>	▪ PLATE	1				
4	<b>1901721304</b>	▪ BOSS	1				
5	<b>1901721305</b>	▪ COLLAR	2				
6	<b>1901721306</b>	▪ BOLT	1				
7	<b>1901721307</b>	▪ NUT	1				
8	<b>1220000050</b>	▪ RING, snap	1				
9	<b>1100040880</b>	▪ BOLT	2				
10	<b>1110040820</b>	▪ SCREW, cap	2				
11	<b>1140020008</b>	▪ WASHER, spring	2				
12	<b>1140420008</b>	▪ WASHER, spring	2				
13	<b>1212000416</b>	▪ PIN	2				
14	<b>1420100500</b>	▪ O-RING	1				
15	<b>1420100550</b>	▪ O-RING	1				
	<b>E350c1L</b>						



E3-50d-0-D

**SELECTOR VALVE**

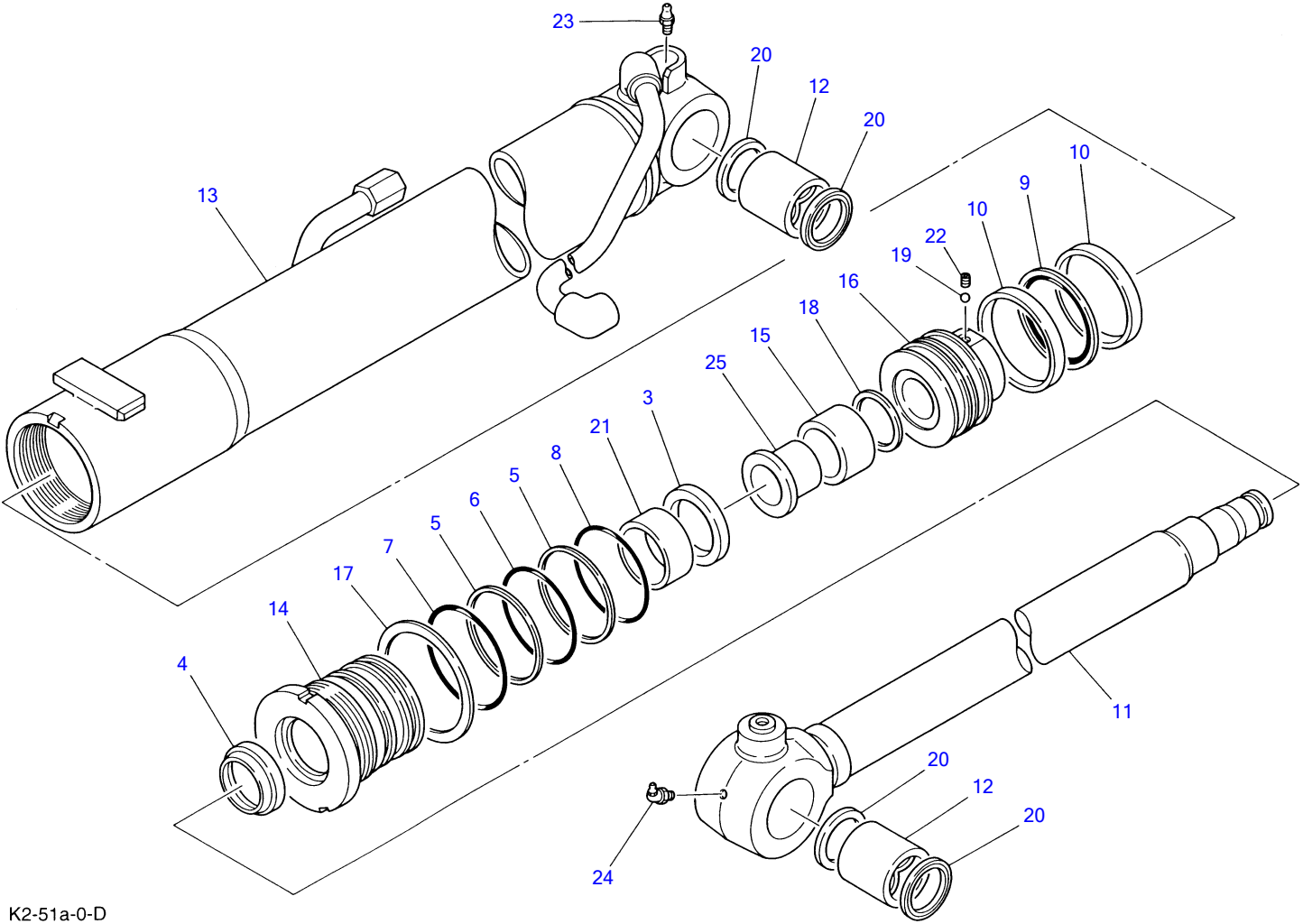
Item	Part number	Description	Q'ty	Chan.	Serial No.	Serv.	Remarks
0	<b>1901721400</b>	SELECTOR VALVE ASSY	1				
1	<b>1901721401</b>	▪ VALVE	1				
2	<b>1901721402</b>	▪ ROTOR	1				
3	<b>1901721303</b>	▪ PLATE	1				
4	<b>1901721304</b>	▪ BOSS	1				
5	<b>1901721305</b>	▪ COLLAR	2				
6	<b>1901721306</b>	▪ BOLT	1				
7	<b>1901721307</b>	▪ NUT	1				
8	<b>1220000050</b>	▪ RING, snap	1				
9	<b>1100040825</b>	▪ BOLT	1				
10	<b>1100040865</b>	▪ BOLT	1				
11	<b>1100040880</b>	▪ BOLT	1				
12	<b>1110040820</b>	▪ SCREW, cap	2				
13	<b>1140020008</b>	▪ WASHER, spring	3				
14	<b>1140420008</b>	▪ WASHER, spring	2				
15	<b>1212000416</b>	▪ PIN	2				
16	<b>1420100500</b>	▪ O-RING	1				
17	<b>1420100550</b>	▪ O-RING	1				
	<b>E350d1L</b>						



C4H180

**SELECTOR VALVE (ISO-JCB pattern)**

Item	Part number	Description	Q'ty	Chan.	Serial No.	Serv.	Remarks
0	<b>1901730500</b>	VALVE ASSY, selector	1				
1	<b>1901730501</b>	▪ BODY	1				
2	<b>1901730502</b>	▪ ROTOR	1				
3	<b>1901730503</b>	▪ LEVER	1				
4	<b>1901730504</b>	▪ BOLT	1				
5	<b>1901730505</b>	▪ O-RING	1				
6	<b>1901730506</b>	▪ O-RING	1				
7	<b>1901730507</b>	▪ O-RING	1				
8	<b>1901730508</b>	▪ O-RING	1				
9	<b>1213000412</b>	▪ PIN, spring	3				
10	<b>1220000030</b>	▪ RING, snap	1				
11	<b>1110050514</b>	▪ SCREW, cap	2				
12	<b>1140010005</b>	▪ WASHER, spring	1				
	<b>C4h180</b>						

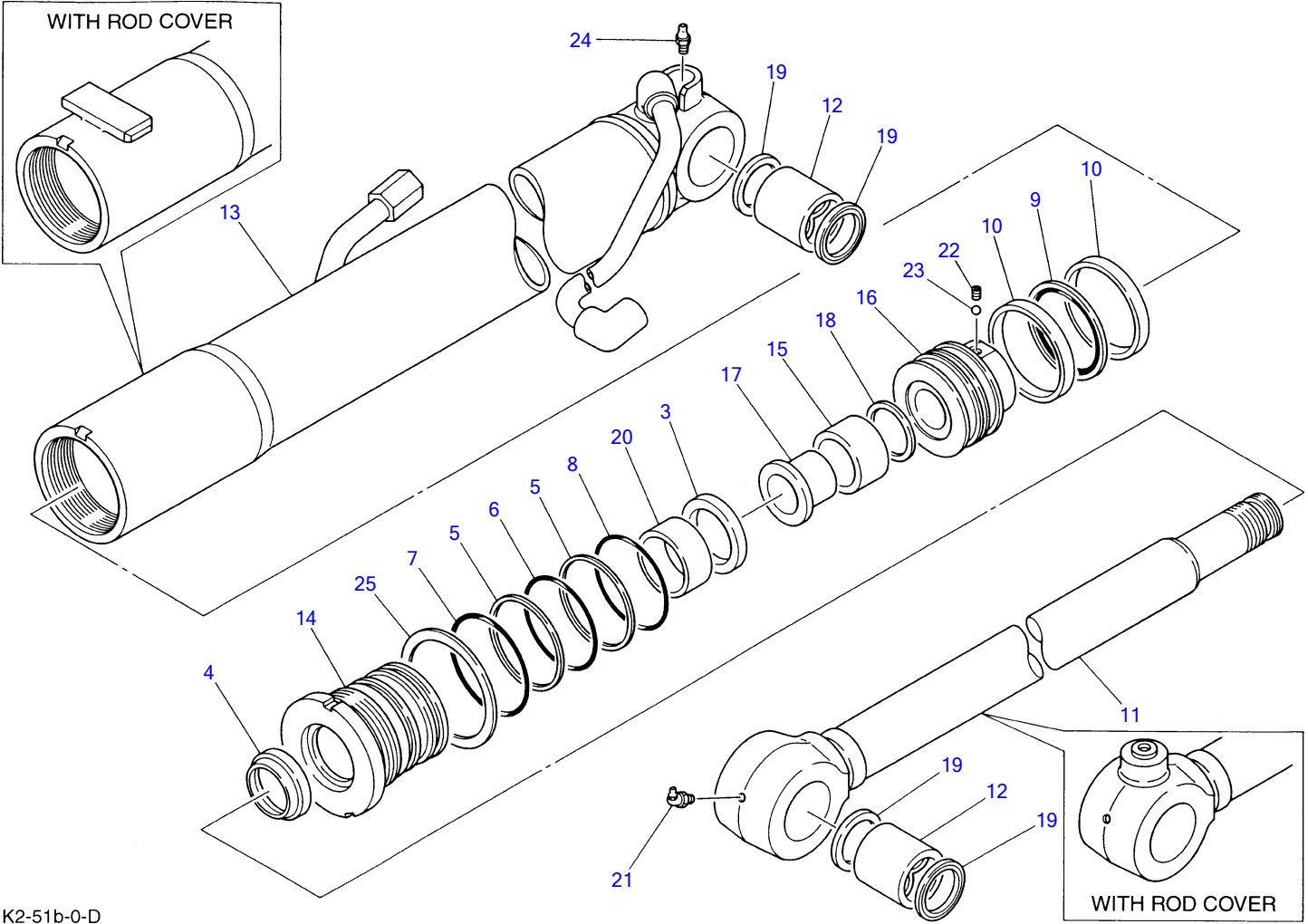


K2-51a-0-D

**BOOM CYLINDER (canopy)**

Item	Part number	Description	Q'ty	Chan.	Serial No.	Serv.	Remarks
1	<b>1900050700</b>	CYLINDER ASSY	1				
2	<b>1900047695</b>	▪ KIT, seal	1				
3	X <b>1900047033</b>	▪ ▪ PACKING, rod	1				
4	X <b>1900047034</b>	▪ ▪ SEAL, dust	1				
5	X <b>1900047035</b>	▪ ▪ RING, back-up	2				
6	X <b>1420110950</b>	▪ ▪ O-RING	1				
7	X <b>1420101000</b>	▪ ▪ O-RING	1				
8	X <b>1420110900</b>	▪ ▪ O-RING	1				
9	X <b>1900047031</b>	▪ ▪ PACKING, piston	1				
10	<b>1900047032</b>	▪ RING, wear	1				
11	<b>1900047001</b>	▪ ROD, piston	2				
12	<b>1900047002</b>	▪ BUSHING	1				
13	<b>1900050707</b>	▪ TUBE	2				
14	<b>1900050803</b>	▪ COVER, rod	1				
15	<b>1900047005</b>	▪ CUSHION, rod	1				
16	<b>1900047006</b>	▪ PISTON	1				
17	<b>1900047020</b>	▪ WASHER, lock	1				
18	<b>1900047021</b>	▪ SHIM	1				
19	<b>1900047022</b>	▪ BALL, steel	1				
20	<b>1900047023</b>	▪ SEAL, dust	4				
21	<b>1333005530</b>	▪ BUSHING	1				
22	<b>1121000808</b>	▪ SET-SCREW	1				
23	<b>1560001000</b>	▪ NIPPLE, grease	1				
24	<b>1560001675</b>	▪ NIPPLE, grease	1				
25	<b>1900047015</b>	▪ SPACER	1				
	<b>K251a2L</b>						

TB045 Book No.PK2-102Z5 S/N 1455001-1456876  
BOOM CYLINDER (cab)

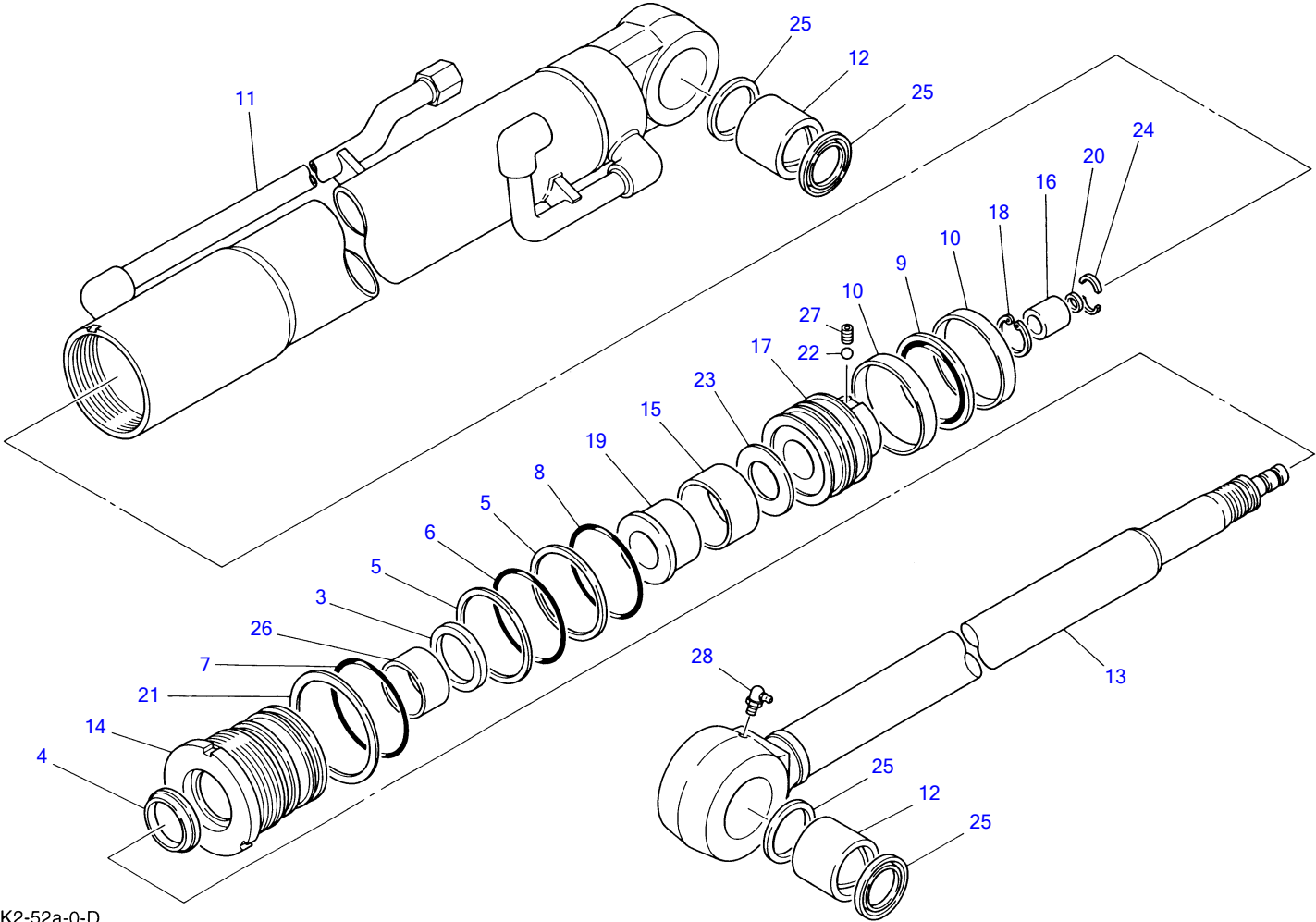


K2-51b-0-D



**BOOM CYLINDER (cab)**

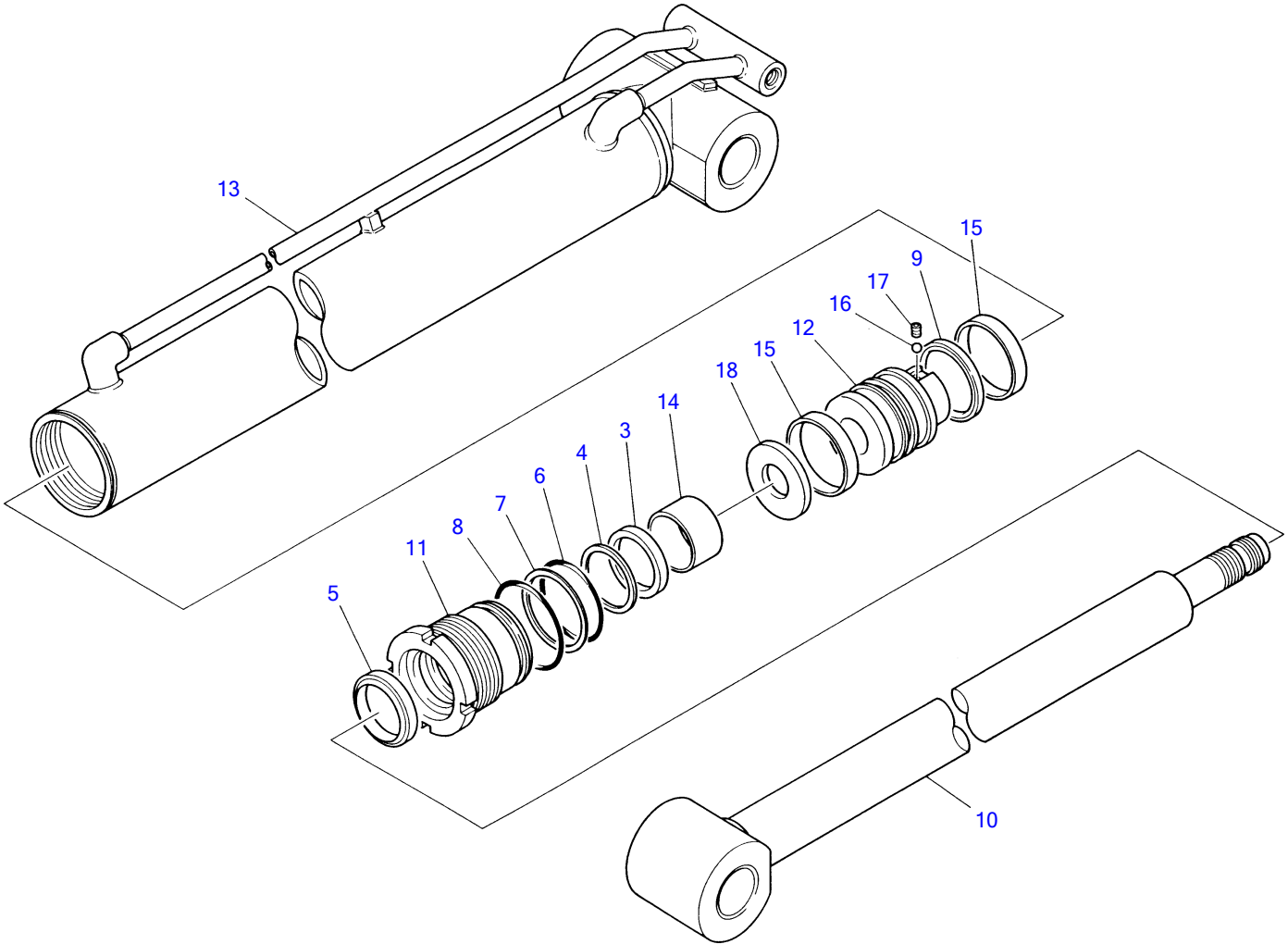
Item	Part number	Description	Q'ty	Chan.	Serial No.	Serv.	Remarks
1	<b>1900050800</b>	CYLINDER ASSY	1				
	<b>1900070200</b>	CYLINDER ASSY	1				with rod cover
2	<b>1900047695</b>	• KIT, seal	1				
3	X <b>1900047033</b>	• • PACKING, rod	1				
4	X <b>1900047034</b>	• • SEAL, dust	1				
5	X <b>1900047035</b>	• • RING, back-up	2				
6	X <b>1420110950</b>	• • O-RING	1				
7	X <b>1420101000</b>	• • O-RING	1				
8	X <b>1420110900</b>	• • O-RING	1				
9	X <b>1900047031</b>	• • PACKING, piston	1				
10	<b>1900047032</b>	• RING, wear	2				
11	<b>1900047601</b>	• ROD, piston	1				with rod cover
	<b>1900070201</b>	• ROD, piston	1				
12	<b>1900047002</b>	• BUSHING	2				
13	<b>1900050807</b>	• TUBE	1				
	<b>1900070207</b>	• TUBE	1				with rod cover
14	<b>1900050803</b>	• COVER, rod	1				
15	<b>1900047005</b>	• CUSHION, rod	1				
16	<b>1900047006</b>	• PISTON	1				
17	<b>1900047015</b>	• SPACER	1				
18	<b>1900047021</b>	• SHIM	1				
19	<b>1900047023</b>	• SEAL, dust	4				
20	<b>1333005530</b>	• BUSHING	1				
21	<b>1560001675</b>	• NIPPLE, grease	1				
22	<b>1121000808</b>	• SET-SCREW	1				
23	<b>1900047022</b>	• BALL, steel	1				
24	<b>1560001000</b>	• NIPPLE, grease	1				
25	<b>1900047020</b>	• WASHER, lock	1				
	<b>K251b2L</b>						



K2-52a-0-D

**ARM CYLINDER**

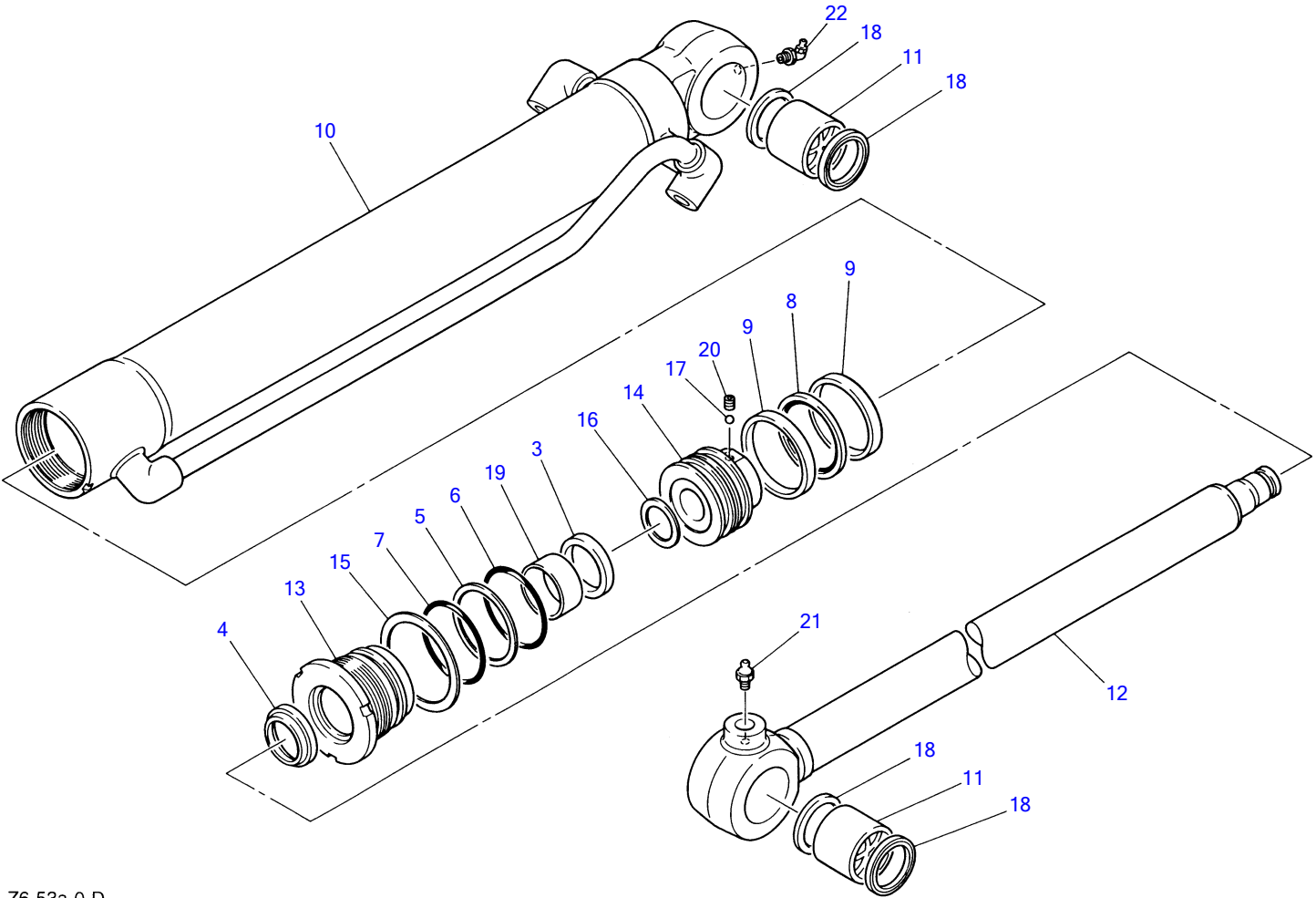
Item	Part number	Description	Q'ty	Chan.	Serial No.	Serv.	Remarks
1	1900047100	CYLINDER ASSY	1				
2	1900047195	• KIT, seal	1				
3	X 1900005812	• • PACKING, rod	1				
4	X 1900047133	• • SEAL, dust	1				
5	X 1900047134	• • RING, back-up	2				
6	X 1420110850	• • O-RING	1				
7	X 1420100900	• • O-RING	1				
8	X 1420110800	• • O-RING	1				
9	X 1900047131	• • PACKING, piston	1				
10	1900047132	• RING, wear	2				
11	1900047107	• TUBE	1				
12	1900047102	• BUSHING	2				
13	1900047101	• ROD, piston	1				
14	1900047103	• COVER, rod	1				
15	1900047105	• CUSHION, rod	1				
16	1900047125	• CUSHION, rod	1				
17	1900047106	• PISTON	1				
18	1900047114	• RING, snap	1				
19	1900047115	• SPACER	1				
20	1900047116	• SEAL, cushion	1				
21	1900047120	• WASHER, lock	1				
22	1900047022	• BALL, steel	1				
23	1900047121	• SHIM	1				
24	1900047122	• STOPPER	2				
25	1900047023	• SEAL, dust	4				
26	1333005025	• BUSHING	1				
27	1121000808	• SET-SCREW	1				
28	1560001900	• NIPPLE, grease	1				
	<b>K252a3L</b>						



K2-52b-0-D

**TELESCOPIC CYLINDER**

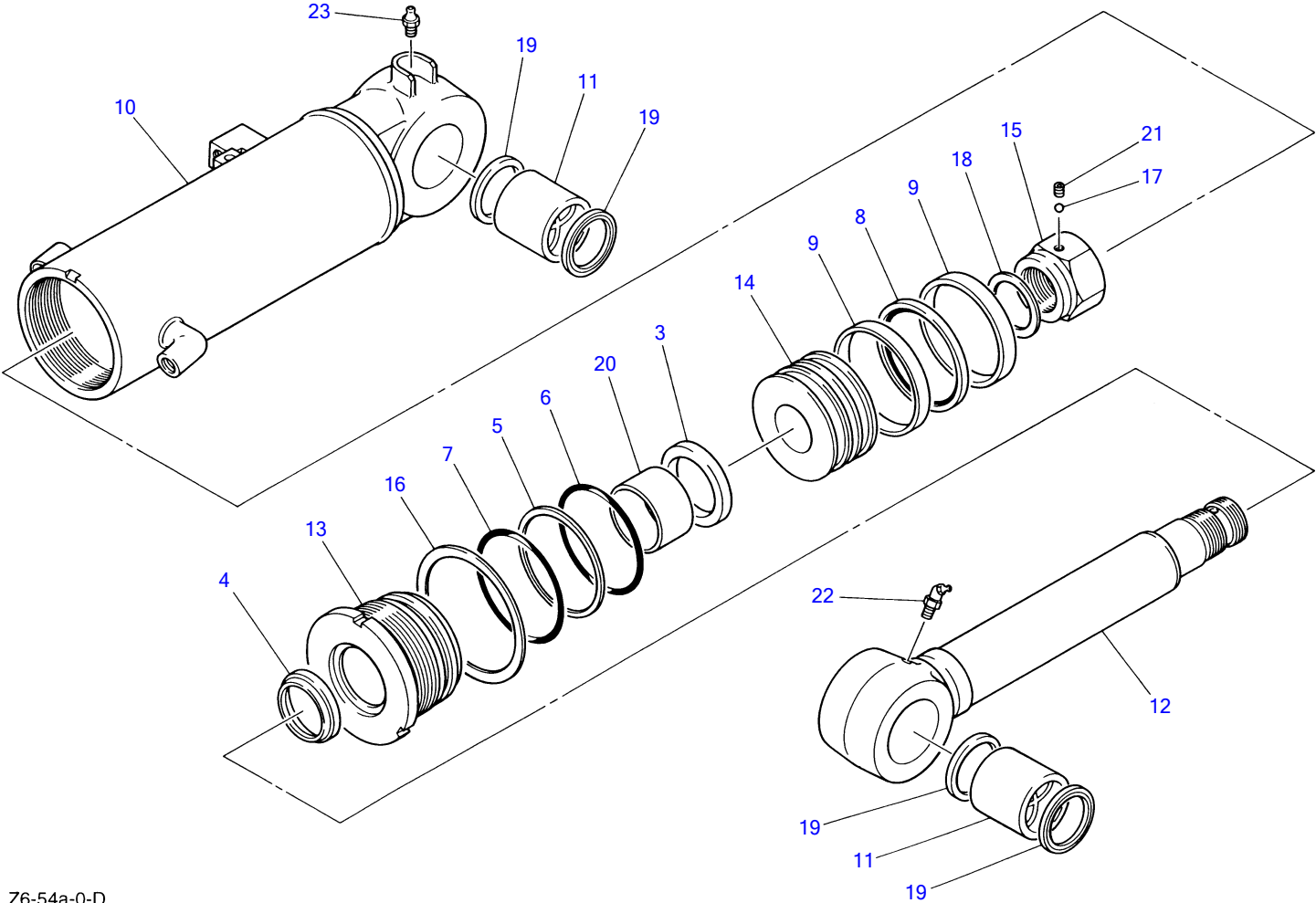
Item	Part number	Description	Q'ty	Chan.	Serial No.	Serv.	Remarks
1	<b>1900049800</b>	CYLINDER ASSY	1				
2	<b>1900049899</b>	• KIT, seal	1				
3	X <b>1410545609</b>	• • PACKING, rod	1				
4	X <b>1411260453</b>	• • RING, back-up	1				
5	X <b>1900047233</b>	• • SEAL, dust	1				
6	X <b>1420110650</b>	• • O-RING	1				
7	X <b>1421120650</b>	• • RING, back-up	1				
8	X <b>1420110700</b>	• • O-RING	1				
9	X <b>1900051132</b>	• • PACKING, piston	1				
10	<b>1900049801</b>	• ROD, piston	1				
11	<b>1900049803</b>	• COVER, rod	1				
12	<b>1900051106</b>	• PISTON	1				
13	<b>1900049807</b>	• TUBE	1				
14	<b>1333004530</b>	• BUSHING	1				
15	<b>1900051131</b>	• RING, wear	2				
16	<b>1390010250</b>	• BALL, steel	1				
17	<b>1121040612</b>	• SET-SCREW	1				
18	<b>1900013855</b>	• HOLDER, piston	1				
	<b>K252b0L</b>						



Z6-53a-0-D

**BUCKET CYLINDER**

Item	Part number	Description	Q'ty	Chan.	Serial No.	Serv.	Remarks
1	<b>1900047200</b>	CYLINDER ASSY	1				
2	<b>1900047295</b>	▪ KIT, seal	1				
3	X <b>1900005912</b>	▪ ▪ PACKING, rod	1				
4	X <b>1900047233</b>	▪ ▪ SEAL, dust	1				
5	X <b>1421120750</b>	▪ ▪ RING, back-up	1				
6	X <b>1420110750</b>	▪ ▪ O-RING	1				
7	X <b>1420100800</b>	▪ ▪ O-RING	1				
8	X <b>1900047231</b>	▪ ▪ PACKING, piston	1				
9	<b>1900047232</b>	▪ RING, wear	2				
10	<b>1900047207</b>	▪ TUBE	1				
11	<b>1900047202</b>	▪ BUSHING	2				
12	<b>1900047201</b>	▪ ROD, piston	1				
13	<b>1900047203</b>	▪ COVER, rod	1				
14	<b>1900047206</b>	▪ PISTON	1				
15	<b>1900047220</b>	▪ WASHER, lock	1				
16	<b>1900047221</b>	▪ SHIM	1				
17	<b>1900047022</b>	▪ BALL, steel	1				
18	<b>1900047222</b>	▪ SEAL, dust	4				
19	<b>1333004525</b>	▪ BUSHING	1				
20	<b>1121000808</b>	▪ SET-SCREW	1				
21	<b>1560001000</b>	▪ NIPPLE, grease	1				
22	<b>1560001900</b>	▪ NIPPLE, grease	1				
	<b>K253a1L</b>						

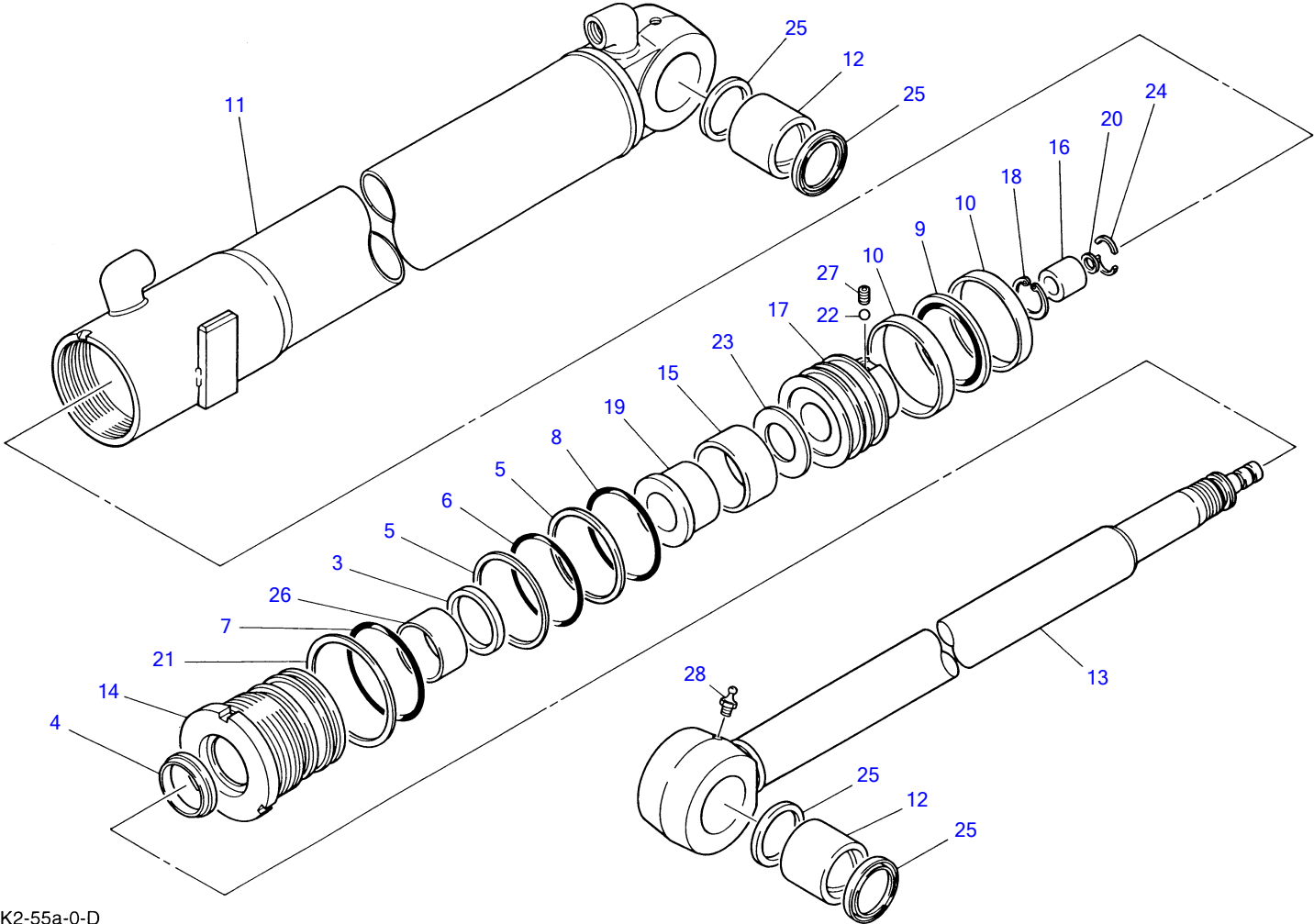


Z6-54a-0-D



**DOZER BLADE CYLINDER**

Item	Part number	Description	Q'ty	Chan.	Serial No.	Serv.	Remarks
1	<b>1900047400</b>	CYLINDER ASSY	1				
2	<b>1900047495</b>	• KIT, seal	1				
3	X <b>1900047433</b>	• • PACKING, rod	1				
4	X <b>1900047434</b>	• • SEAL, dust	1				
5	X <b>1421031000</b>	• • RING, back-up	1				
6	X <b>1420011000</b>	• • O-RING	1				
7	X <b>1421001100</b>	• • O-RING	1				
8	X <b>1900047431</b>	• • PACKING, piston	1				
9	<b>1900047432</b>	• RING, wear	2				
10	<b>1900047407</b>	• TUBE	1				
11	<b>1900047402</b>	• BUSHING	2				
12	<b>1900047401</b>	• ROD, piston	1				
13	<b>1900047403</b>	• COVER, rod	1				
14	<b>1900047406</b>	• PISTON	1				
15	<b>1900047409</b>	• NUT	1				
16	<b>1900047420</b>	• WASHER, lock	1				
17	<b>1900047421</b>	• BALL, steel	1				
18	<b>1900047422</b>	• SHIM	1				
19	<b>1900047423</b>	• SEAL, dust	4				
20	<b>1333006040</b>	• BUSHING	1				
21	<b>1121000808</b>	• SET-SCREW	1				
22	<b>1560001675</b>	• NIPPLE, grease	1				
23	<b>1560001000</b>	• NIPPLE, grease	1				
	<b>K254a1L</b>						

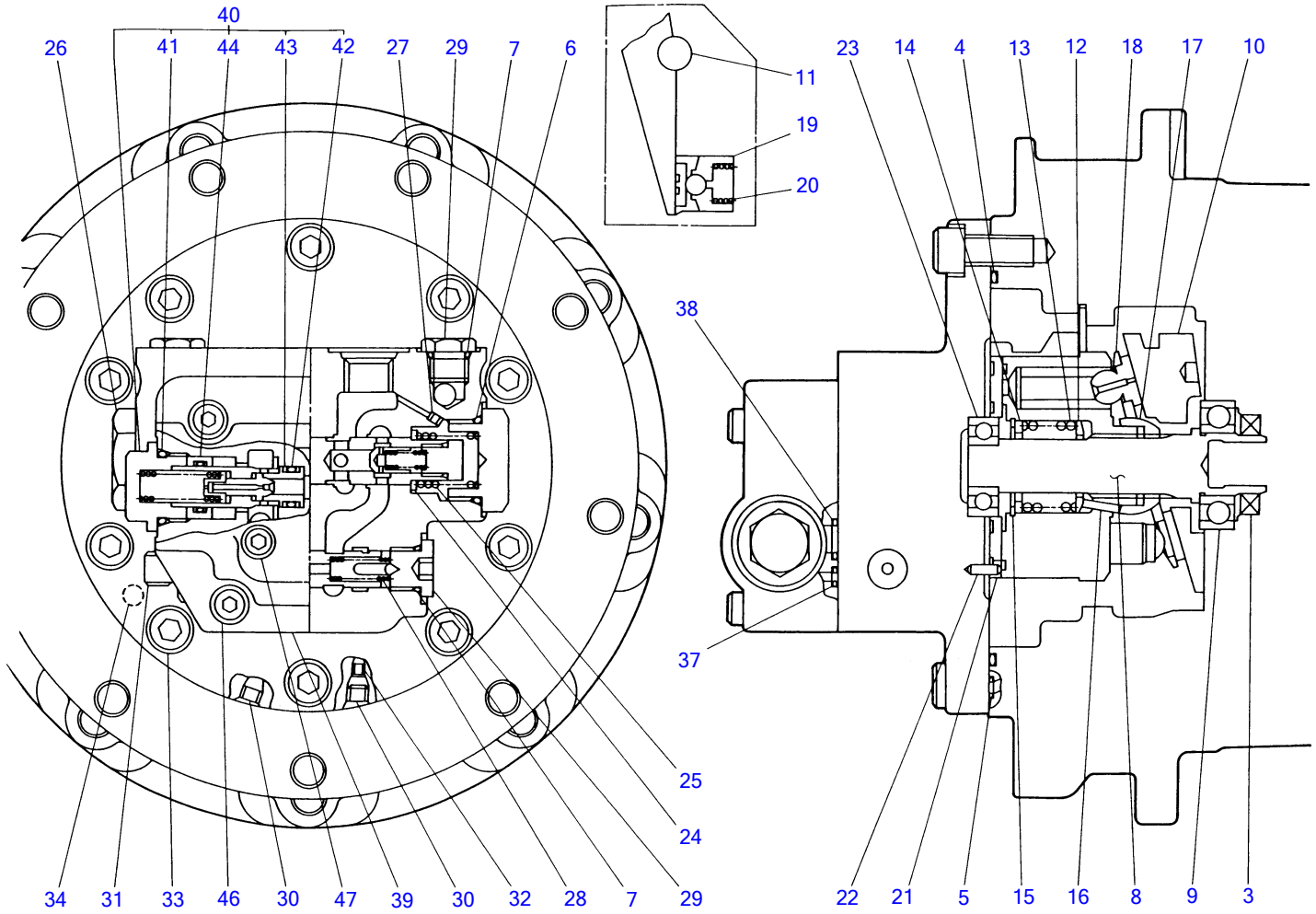


K2-55a-0-D

**SWING CYLINDER**

Item	Part number	Description	Q'ty	Chan.	Serial No.	Serv.	Remarks
1	<b>1900049900</b>	CYLINDER ASSY	1				
2	<b>1900049995</b>	• KIT, seal	1				
3	X <b>1900005812</b>	• • PACKING, rod	1				
4	X <b>1900047133</b>	• • SEAL, dust	1				
5	X <b>1900047134</b>	• • RING, back-up	2				
6	X <b>1420110850</b>	• • O-RING	1				
7	X <b>1420100900</b>	• • O-RING	1				
8	X <b>1420110800</b>	• • O-RING	1				
9	X <b>1900047131</b>	• • PACKING, piston	1				
10	<b>1900047132</b>	• RING, wear	2				
11	<b>1900049907</b>	• TUBE	1				
12	<b>1900047302</b>	• BUSHING	2				
13	<b>1900049901</b>	• ROD, piston	1				
14	<b>1900047303</b>	• COVER, rod	1				
15	<b>1900047305</b>	• BEARING, cushion	1				
16	<b>1900047125</b>	• BEARING, cushion	1				
17	<b>1900047106</b>	• PISTON	1				
18	<b>1900047114</b>	• RING, snap	1				
19	<b>1900047315</b>	• SPACER	1				
20	<b>1900047116</b>	• SEAL, cushion	1				
21	<b>1900047120</b>	• WASHER, lock	1				
22	<b>1900047022</b>	• BALL, steel	1				
23	<b>1900047121</b>	• SHIM	1				
24	<b>1900047122</b>	• STOPPER	2				
25	<b>1900047222</b>	• SEAL, dust	4				
26	<b>1333005030</b>	• BUSHING	1				
27	<b>1121000808</b>	• SET-SCREW	1				
28	<b>1560001000</b>	• NIPPLE, grease	1				
	<b>K255a1L</b>						

TB045 Book No.PK2-102Z5 S/N 1455001-1456876  
TRAVEL MOTOR (1/2) (without parking brake)

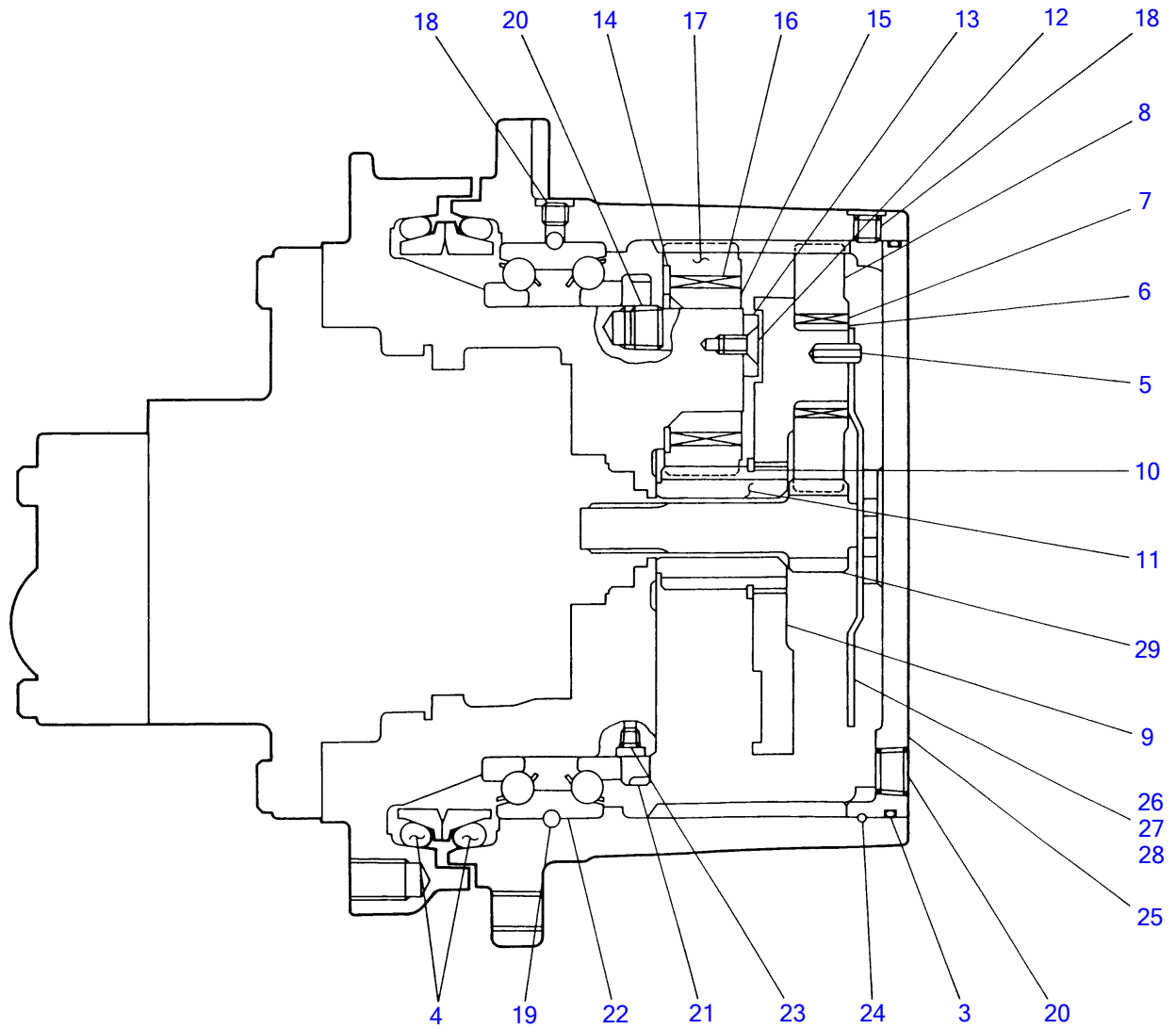


K2-56a-0-D

**TRAVEL MOTOR (1/2) (without parking brake)**

Item	Part number	Description	Q'ty	Chan.	Serial No.	Serv.	Remarks
1	1903108000	MOTOR ASSY	1				incl. 1/2~2/2
2	1903108099	• KIT, seal	1				
3	X 1903106804	• • SEAL, oil	1				
4	X 1420300258	• • O-RING	1				
5	X 1420010070	• • O-RING	2				
6	X 1420010290	• • O-RING	2				
7	X 1420010140	• • O-RING	4				
8	1903107502	• SHAFT	1				
9	1903107902	• BEARING	1				
10	1903107905	• PLATE, swash	1				
11	1390021050	• BALL, steel	2				
12	1903106808	• COLLAR	1				
13	1903106809	• SPRING	1				
14	1903007109	• WASHER	1				
15	1221000037	• RING, snap	1				
16	1903106812	• PIN	3				
17	1903106813	• HOLDER, retainer	1				
18	1903106814	• PLATE, retainer	1				
19	1903107919	• PISTON ASSY	2				
20	1903106820	• SPRING	2				
21	1903106825	• PLATE, valve	1				
22	1903005224	• PIN	1				
23	1903107927	• BEARING	1				
24	1901803003	• SEAT, spring	2				
25	1901802408	• SPRING	2				
26	1903106838	• CAP	2				
27	1901802713	• ORIFICE	2				
28	1903106842	• SPRING	1				
29	1903106843	• PLUG	3				
30	1901804213	• PLUG	2				
31	1903106846	• PLUG	1				
32	1903106847	• ORIFICE	4				
33	1110051225	• SCREW, cap	8				
34	1903102019	• PIN	2				
35	1901806300	• BLOCK ASSY, relief	1				
36	1901806399	• • KIT, seal	1				
37	X 1420010070	• • • O-RING	3				
38	X 1420010160	• • • O-RING	2				
39	1901806301	• • BODY	1				
40	1901800029	• • VALVE ASSY, relief	2				
41	1420010240	• • • O-RING	1				
42	1420010120	• • • O-RING	1				
43	1421020120	• • • RING, back-up	2				
44	1901806310	• • PISTON	1				
45	1901805413	• • SHIM	1				
46	1110050840	• • SCREW, cap	4				
47	1501810002	• • PLUG	2				
48	1903108091	• SUB ASSY, piston	1				
49	1903108092	• SUB ASSY, base plate	1				

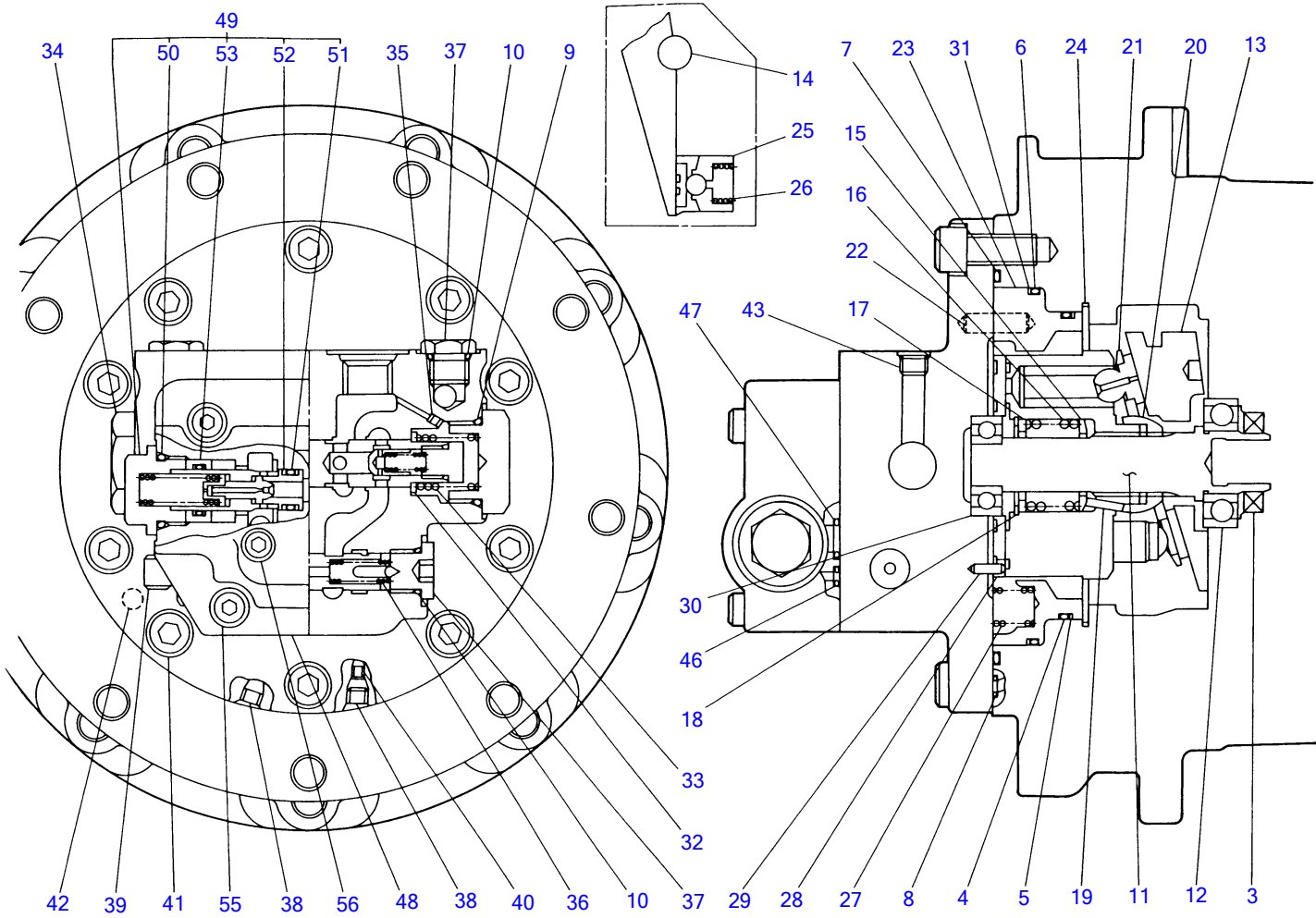
**K256a1L**



K2-56b-0-D

**TRAVEL MOTOR (2/2) (without parking brake)**

Item	Part number	Description	Q'ty	Chan.	Serial No.	Serv.	Remarks
1	1912900900	REDUCTION	1				
2	1912900999	▪ KIT, seal	1				
3	X 1420300264	▪ ▪ O-RING	1				
4	X 1912001004	▪ ▪ SEAL, floating	1				
5	1213000618	▪ PIN, spring	3				
6	1912900920	▪ LACE, inner	3				
7	1912900919	▪ CAGE & ROLLER	3				
8	1912900918	▪ GEAR, planetary	3				
9	1912900917	▪ HOLDER	1				
10	1220000042	▪ RING, snap	1				
11	1912900915	▪ GEAR, sun	1				
12	1912900714	▪ SCREW	4				
13	1912900913	▪ PLATE	1				
14	1912900912	▪ WASHER	4				
15	1912900911	▪ COLLAR	4				
16	1912900910	▪ CAGE & ROLLER	4				
17	1912900909	▪ GEAR, planetary	4				
18	1501810001	▪ PLUG	2				
19	1390020400	▪ BALL, steel	99				
20	1501810003	▪ PLUG	5				
21	1912001710	▪ RING, nut	1				
22	1912900903	▪ BEARING	1				
23	1901804213	▪ PLUG	2				
24	1912900926	▪ WIRE	1				
25	1912900924	▪ COVER	1				
26	1912900929	▪ PLATE	1				t=2.8mm
27	1912900928	▪ PLATE	1				t=2.3mm
28	1912900923	▪ PLATE	1				t=1.8mm
29	1912900922	▪ GEAR, drive	1				
	<b>K256b1L</b>						



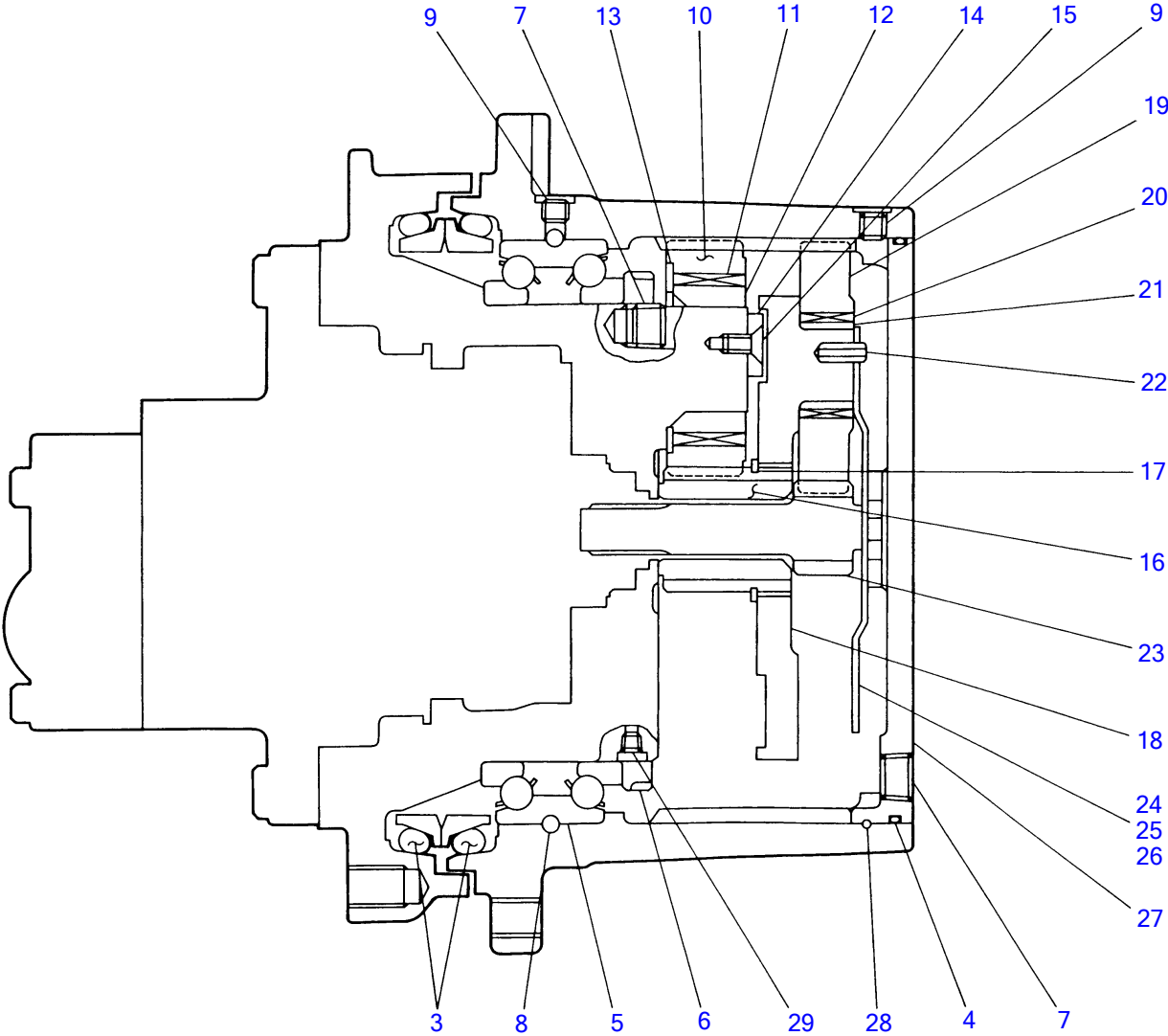
K2-56c-0-D



**TRAVEL MOTOR (1/2) (with parking brake)**

Item	Part number	Description	Q'ty	Chan.	Serial No.	Serv.	Remarks
1	1903107900	MOTOR ASSY	1				incl. 1/2~2/2
2	1903107999	• KIT, seal	1				
3	X 1903106804	• • SEAL, oil	1				
4	X 1420111250	• • O-RING	1				
5	X 1421131250	• • RING, back-up	1				
6	X 1420111450	• • O-RING	1				
7	X 1420300258	• • O-RING	1				
8	X 1420010070	• • O-RING	3				
9	X 1420010290	• • O-RING	2				
10	X 1420010140	• • O-RING	4				
11	1903107502	• SHAFT	1				
12	1903107902	• BEARING	1				
13	1903107905	• PLATE, swash	1				
14	1390021050	• BALL, steel	2				
15	1903106808	• COLLAR	1				
16	1903106809	• SPRING	1				
17	1903007109	• WASHER	1				
18	1221000037	• RING, snap	1				
19	1903106812	• PIN	3				
20	1903106813	• HOLDER, retainer	1				
21	1903106814	• PLATE, retainer	1				
22	1903102019	• PIN	2				
23	1903107917	• PISTON, brake	1				
24	1903107918	• PLATE, disc	1				
25	1903107919	• PISTON	2				
26	1903106820	• SPRING	2				
27	1903107921	• SPRING	8				
28	1903106825	• PLATE, valve	1				
29	1903005224	• PIN	1				
30	1903107927	• BEARING	1				
31	1421131450	• RING, back-up	1				
32	1901803003	• SEAT, spring	2				
33	1901802408	• SPRING	2				
34	1903106838	• CAP	2				
35	1901802713	• ORIFICE	2				
36	1903106842	• SPRING	1				
37	1903106843	• PLUG	3				
38	1901804213	• PLUG	3				
39	1903106846	• PLUG	1				
40	1903106847	• ORIFICE	5				
41	1110051225	• SCREW, cap	10				
42	1903102019	• PIN	2				
43	1501810002	• PLUG	1				
44	1901806300	• BLOCK ASSY, relief	1				
45	1901806399	• • KIT, seal	1				
46	X 1420010070	• • • O-RING	3				
47	X 1420010160	• • • O-RING	2				
48	1901806301	• • BODY	1				
49	1901800029	• • VALVE ASSY, relief	2				
50	1420010240	• • • O-RING	1				
51	1420010120	• • • O-RING	1				
52	1421020120	• • • RING, back-up	2				
53	1901806310	• • PISTON	1				
54	1901805413	• • SHIM	1				
55	1110050840	• • SCREW, cap	4				
56	1501810002	• • PLUG	2				
57	1903107991	• SUB ASSY, piston	1				
58	1903107992	• SUB ASSY, base plate	1				

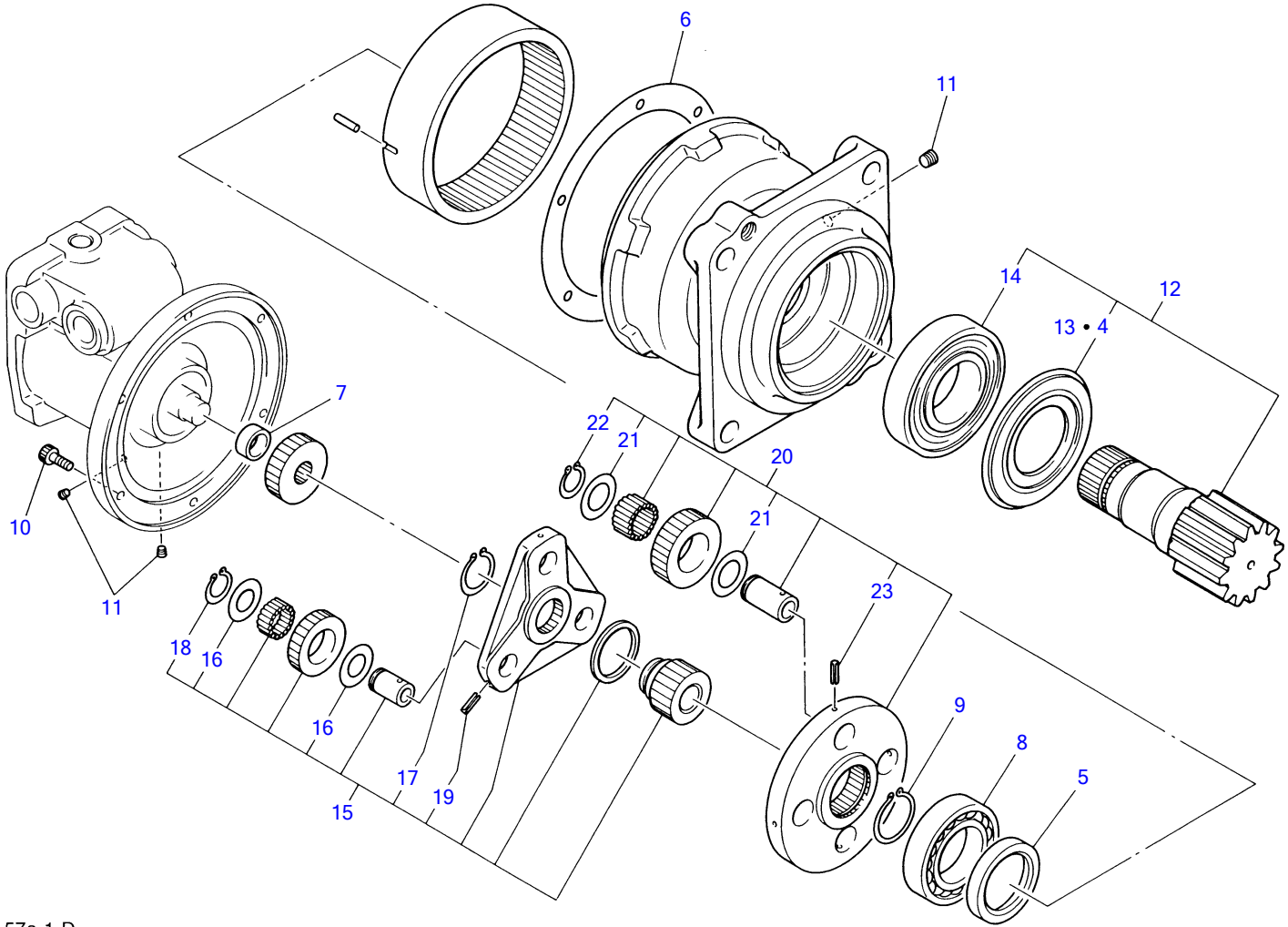
K256c1L



K2-56d-0-D

**TRAVEL MOTOR (2/2) (with parking brake)**

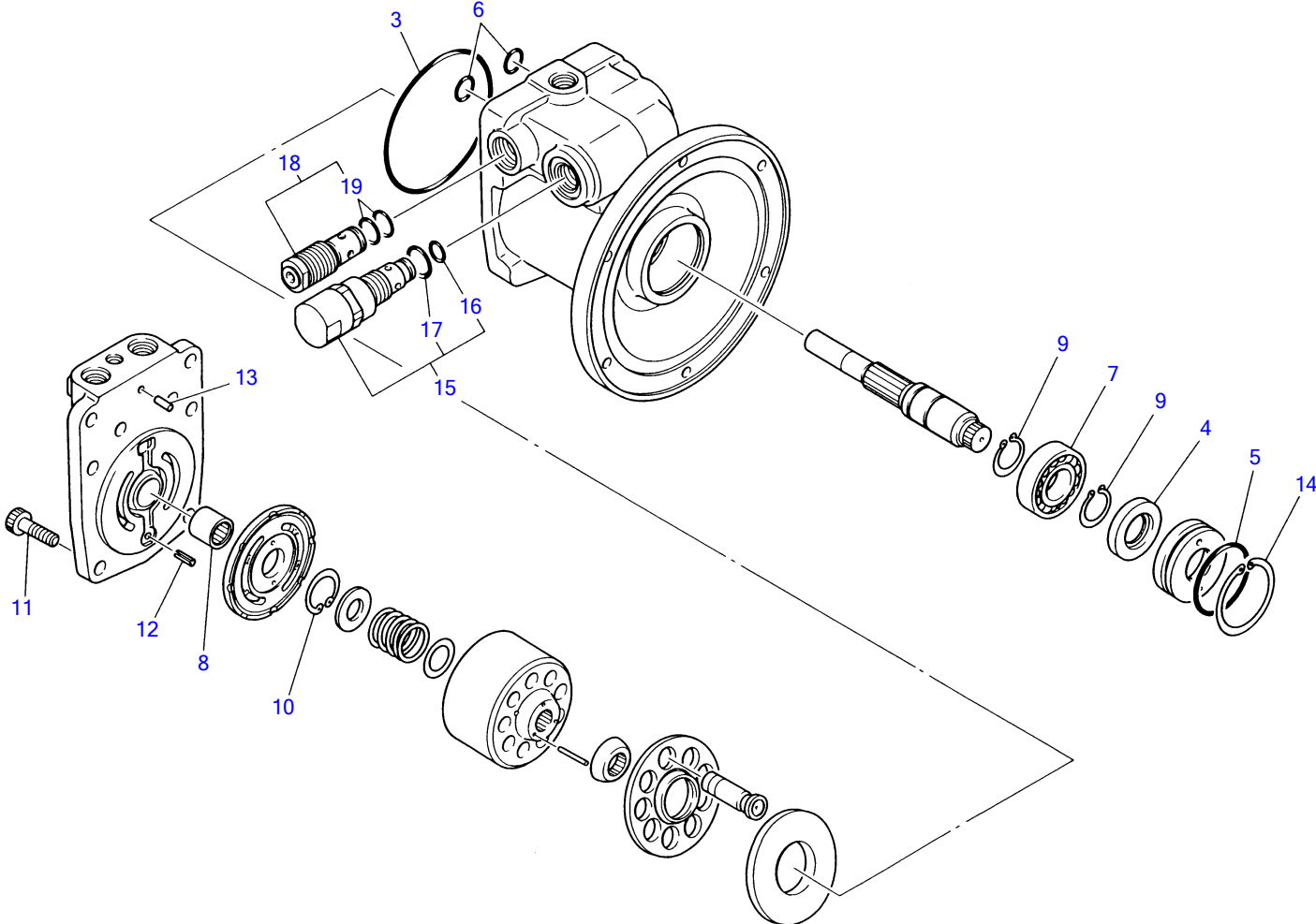
Item	Part number	Description	Q'ty	Chan.	Serial No.	Serv.	Remarks
1	<b>1912901800</b>	REDUCTION	1				
2	<b>1912901899</b>	▪ KIT, seal	1				
3	X <b>1912001004</b>	▪ ▪ SEAL, floating	1				
4	X <b>1912901825</b>	▪ ▪ O-RING	1				
5	<b>1912900903</b>	▪ BEARING	1				
6	<b>1912001710</b>	▪ NUT	1				
7	<b>1501810003</b>	▪ PLUG	5				
8	<b>1390020400</b>	▪ BALL, steel	99				
9	<b>1501810001</b>	▪ PLUG	2				
10	<b>1912900909</b>	▪ GEAR, planetary	4				
11	<b>1912900910</b>	▪ CAGE & ROLLER	4				
12	<b>1912900911</b>	▪ COLLAR	4				
13	<b>1912900912</b>	▪ WASHER	4				
14	<b>1912900913</b>	▪ PLATE	1				
15	<b>1912900714</b>	▪ SCREW	4				
16	<b>1912900915</b>	▪ GEAR, sun	1				
17	<b>1220000042</b>	▪ RING, snap	1				
18	<b>1912900917</b>	▪ HOLDER	1				
19	<b>1912900918</b>	▪ GEAR, planetary	3				
20	<b>1912900919</b>	▪ CAGE & ROLLER	3				
21	<b>1912900920</b>	▪ LACE, inner	3				
22	<b>1213000618</b>	▪ PIN, spring	3				
23	<b>1912900922</b>	▪ GEAR, draive	1				
24	<b>1912900923</b>	▪ PLATE	1				t=1.8mm
25	<b>1912900928</b>	▪ PLATE	1				t=2.3mm
26	<b>1912900929</b>	▪ PLATE	1				t=2.8mm
27	<b>1912900924</b>	▪ COVER	1				
28	<b>1912900926</b>	▪ WIRE	1				
29	<b>1901804213</b>	▪ PLUG	2				
	<b>K256d1L</b>						



K2-57a-1-D

**SLEW MOTOR (1/2) (without parking brake)**

Item	Part number	Description	Q'ty	Chan.	Serial No.	Serv.	Remarks
1	1903111200	MOTOR ASSY	1				incl. 1/2~2/2
2	1912903600	· REDUCTION	1				
3	1912903499	· · KIT, seal	1				
4	X 1903111212	· · · RING	1				
5	X 1903111227	· · · SEAL, oil	1				
6	X 1903111228	· · · PACKING	1				
7	1903111214	· · SPACER	1				
8	1300006211	· · BEARING	1				
9	1220000055	· · RING, snap	1				
10	1110051025	· · SCREW, cap	6				
11	1501810002	· · PLUG	3				
12	1912903496	· · KIT, shaft	1				
13	1903111212	· · · RING	1				
14	1903111215	· · · BEARING	1				
15	1912903497	· · KIT, carrier 2	1				
16	1912002020	· · · WASHER	6				
17	1220000035	· · · RING, snap	1				
18	1220000025	· · · RING, snap	3				
19	1213000420	· · · PIN, spring	3				
20	1912903498	· · KIT, carrier 1	1				
21	1903110522	· · · WASHER	8				
22	1220000030	· · · RING, snap	4				
23	1213000520	· · · PIN, spring	4				
	K257a2L						

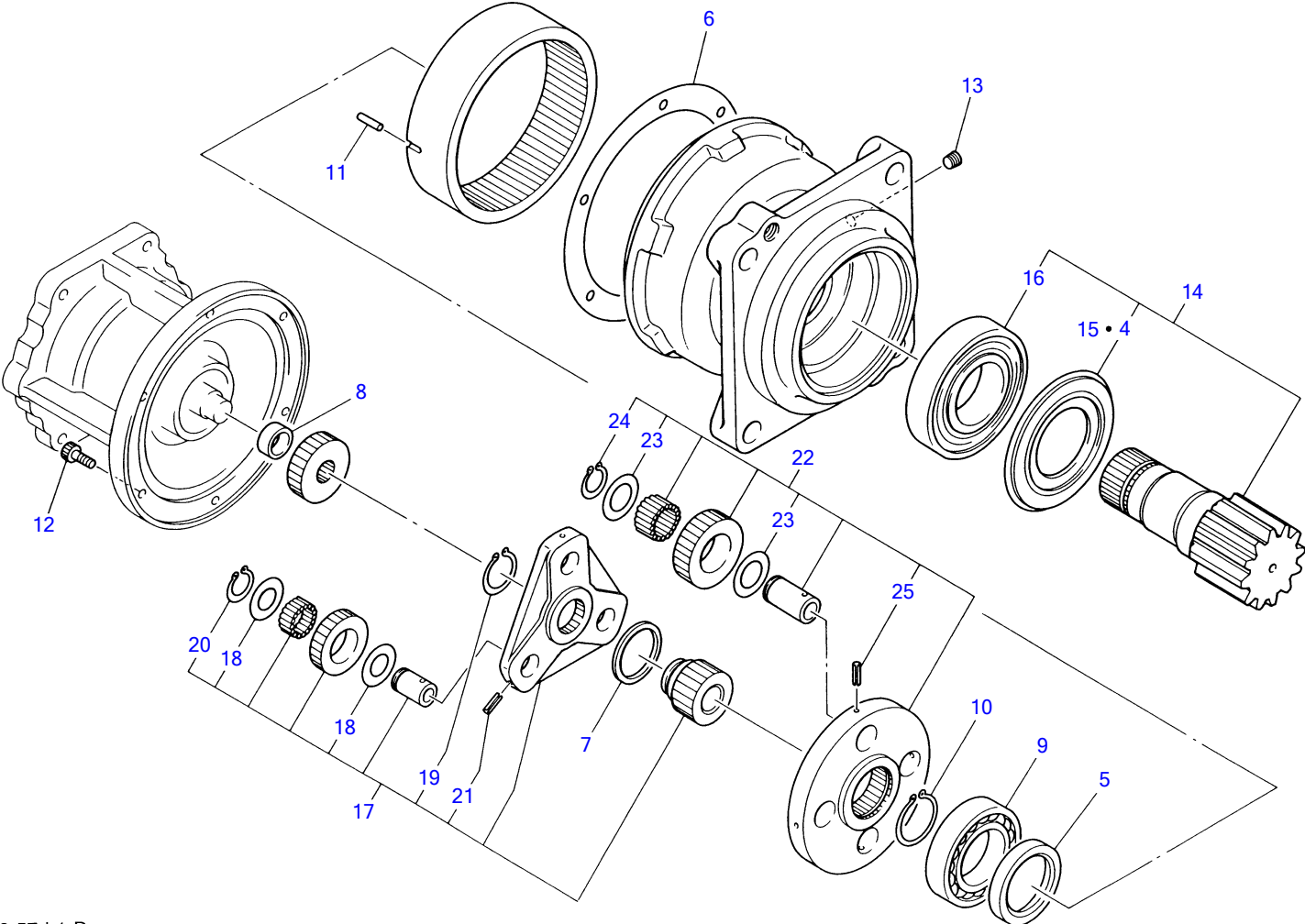


K2-57b-1-D

**SLEW MOTOR (2/2) (without parking brake)**

Item	Part number	Description	Q'ty	Chan.	Serial No.	Serv.	Remarks
1	1903902000	MOTOR	1				
2	1903902099	• KIT, seal	1				
3	X 1420111200	• • O-RING	1				
4	X 1903902020	• • SEAL, oil	1				
5	X 1420100600	• • O-RING	1				
6	X 1420010200	• • O-RING	2				
7	1300006206	• BEARING	1				
8	1903902018	• BEARING	1				
9	1221000030	• RING, snap	2				
10	1221000035	• RING, snap	1				
11	1110051235	• SCREW, cap	6				
12	1213000616	• PIN, spring	1				
13	1212010816	• PIN	1				
14	1221000065	• RING, snap	1				
15	1901800036	VALVE, relief	1				
16	1420010140	• O-RING	2				
17	1420010280	• O-RING	1				
18	1901800032	VALVE, check	1				
19	1420010180	• O-RING	2				
	K257b2L						

TB045 Book No.PK2-102Z5 S/N 1455001-1456876  
SLEW MOTOR (1/3) (with parking brake)

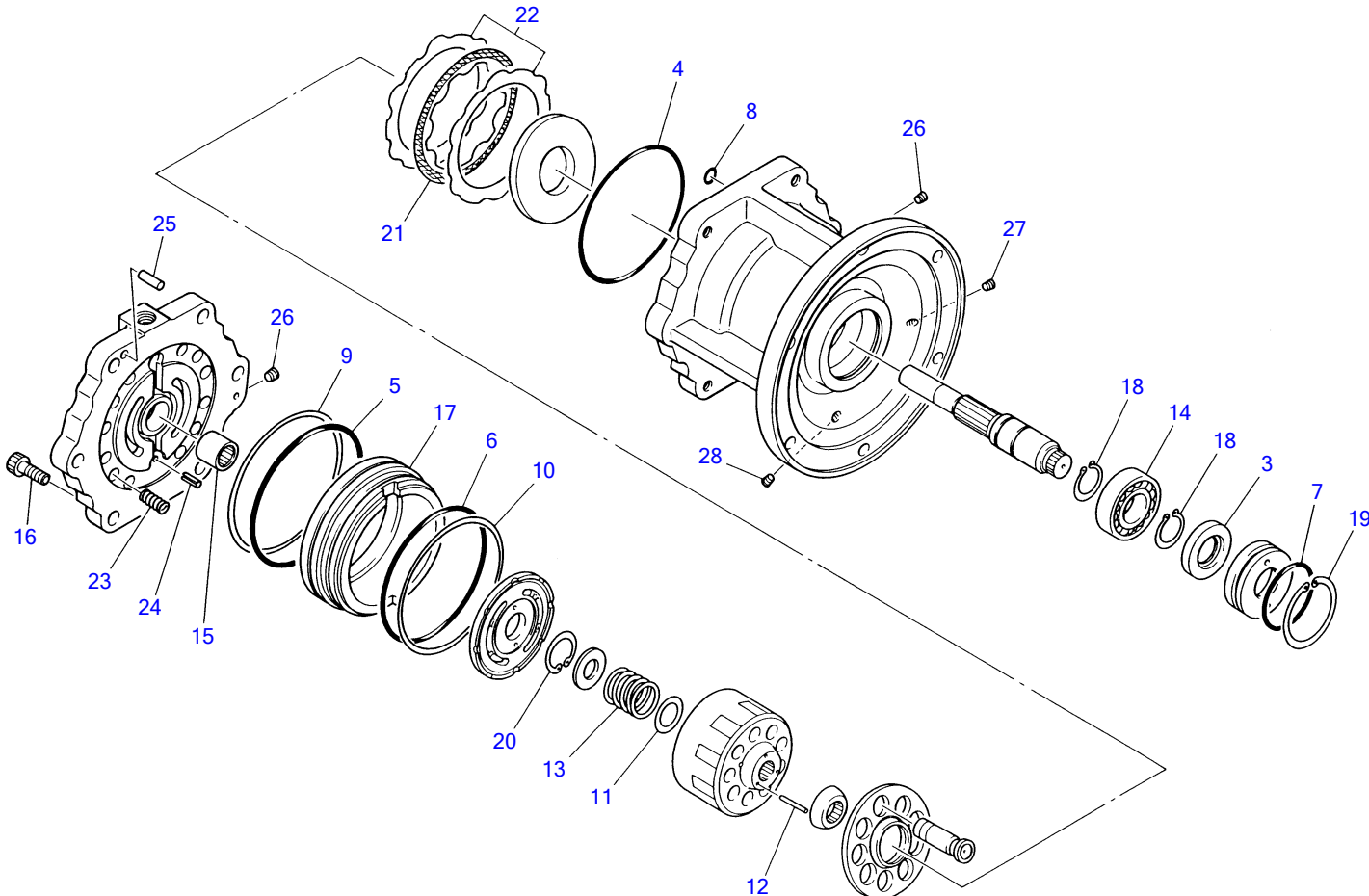


K2-57d-1-D



**SLEW MOTOR (1/3) (with parking brake)**

Item	Part number	Description	Q'ty	Chan.	Serial No.	Serv.	Remarks
1	<b>1903108800</b>	MOTOR ASSY	1				incl. 1/3~3/3
2	<b>1912903400</b>	· REDUCTION	1				
3	<b>1912903499</b>	· · KIT, seal	1				
4	X <b>1903111212</b>	· · · RING	1				
5	X <b>1903111227</b>	· · · SEAL, oil	1				
6	X <b>1903111228</b>	· · · PACKING	1				
7	<b>1903110515</b>	· · COLLAR, thrust	1				
8	<b>1903111214</b>	· · SPACER	1				
9	<b>1300006211</b>	· · BEARING	1				
10	<b>1220000055</b>	· · RING, snap	1				
11	<b>1903110527</b>	· · PIN	2				
12	<b>1110051025</b>	· · SCREW, cap	6				
13	<b>1501810002</b>	· · PLUG	1				
14	<b>1912903496</b>	· · KIT, shaft	1				
15	<b>1903111212</b>	· · · RING	1				
16	<b>1903111215</b>	· · · BEARING	1				
17	<b>1912903497</b>	· · KIT, carrier 2	1				
18	<b>1912002020</b>	· · · WASHER	6				
19	<b>1220000035</b>	· · · RING, snap	1				
20	<b>1220000025</b>	· · · RING, snap	3				
21	<b>1213000420</b>	· · · PIN, spring	3				
22	<b>1912903498</b>	· · KIT, carrier 1	1				
23	<b>1903110522</b>	· · · WASHER	8				
24	<b>1220000030</b>	· · · RING, snap	4				
25	<b>1213000520</b>	· · · PIN, spring	4				
	<b>K257d2L</b>						

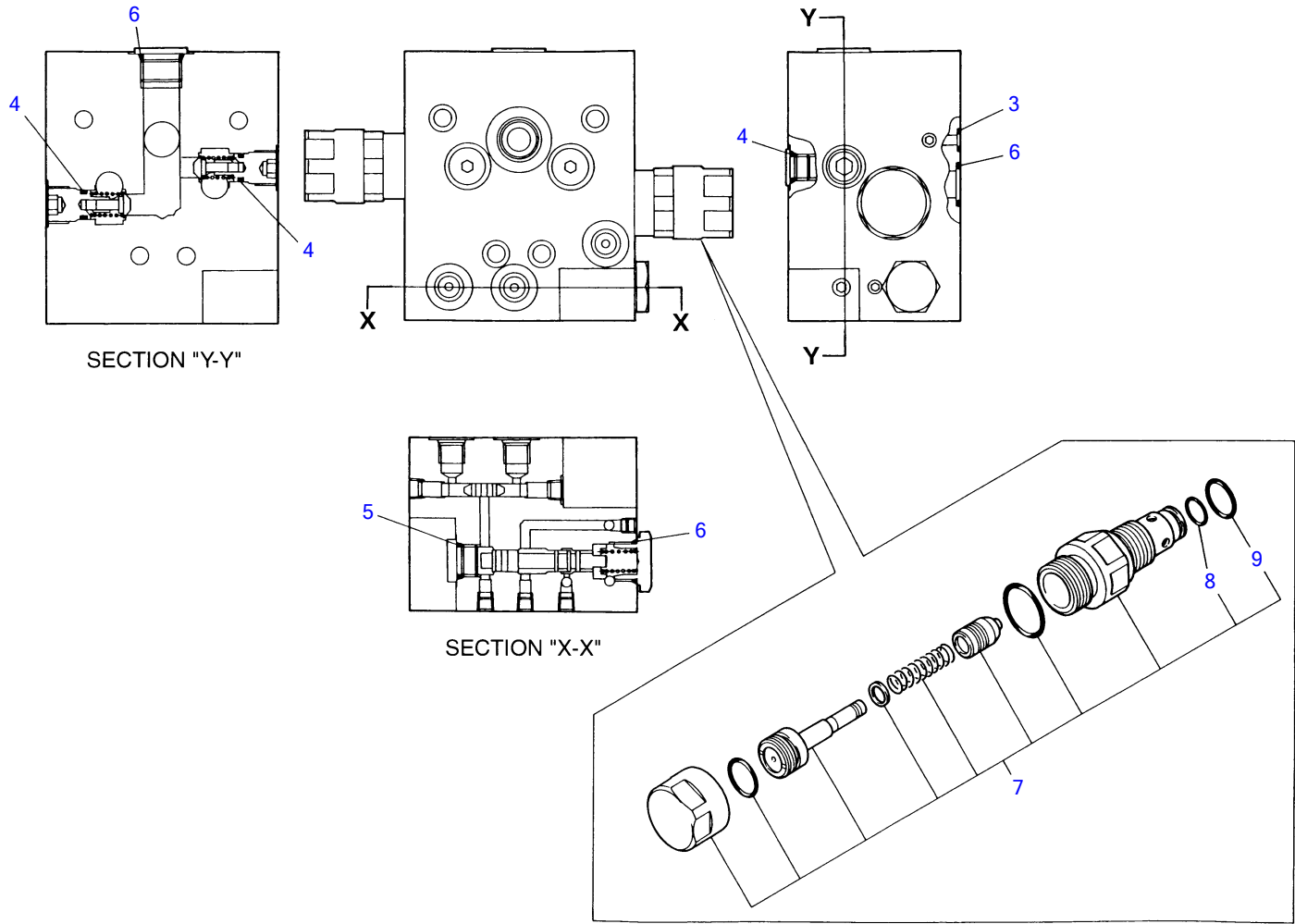


K2-57e-1-D

**SLEW MOTOR (2/3) (with parking brake)**

Item	Part number	Description	Q'ty	Chan.	Serial No.	Serv.	Remarks
1	1903902300	• • MOTOR	1				
2	1903902399	• • KIT, seal	1				
3	X 1903902319	• • • SEAL, oil	1				
4	X 1420111550	• • • O-RING	1				
5	X 1420101450	• • • O-RING	1				
6	X 1420101300	• • • O-RING	1				
7	X 1420100600	• • • O-RING	1				
8	X 1420010090	• • • O-RING	1				
9	X 1421131450	• • • RING, back-up	1				
10	X 1421131300	• • • RING, back-up	1				
11	1903902313	• • RETAINER	1				
12	1903902314	• • PIN	3				
13	1903902315	• • SPRING	1				
14	1300006206	• • BEARING	1				
15	1903902018	• • BEARING	1				
16	1110051230	• • SCREW, cap	6				
17	1903902328	• • PISTON, brake	1				
18	1220000030	• • RING, snap	2				
19	1221000065	• • RING, snap	1				
20	1221000035	• • RING, snap	1				
21	1903902332	• • PLATE	1				
22	1903902333	• • PLATE	2				
23	1903902335	• • SPRING	10				
24	1213000616	• • PIN, spring	1				
25	1212000816	• • PIN	2				
26	1501810000	• • PLUG	2				
27	1501810001	• • PLUG	1				
28	1501810002	• • PLUG	1				

**K257e2L**

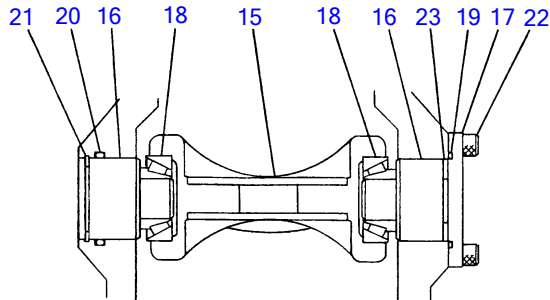


K2-57f-1-D

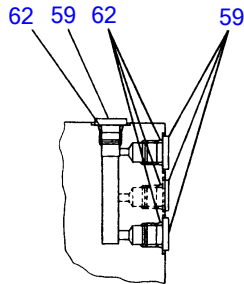
**SLEW MOTOR (3/3) (with parking brake)**

Item	Part number	Description	Q'ty	Chan.	Serial No.	Serv.	Remarks
1	<b>1901807000</b>	VALVE, timer	1				
2	<b>1901807099</b>	• KIT, seal	1				
3	X <b>1420010090</b>	• • O-RING	2				
4	X <b>1420010110</b>	• • O-RING	4				
5	X <b>1420010140</b>	• • O-RING	1				
6	X <b>1420010180</b>	• • O-RING	4				
7	<b>1901800038</b>	VALVE, relief	2				
8	<b>1420010140</b>	• O-RING	1				
9	<b>1420010220</b>	• O-RING	1				
	<b>K257f1L</b>						

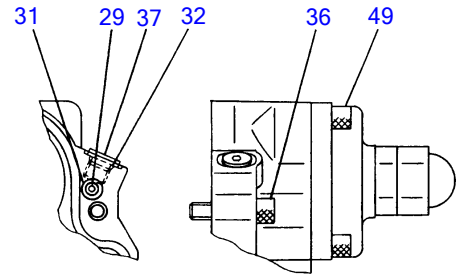
TB045 Book No.PK2-102Z5 S/N 1455001-1456876  
**HYDRAULIC PUMP**



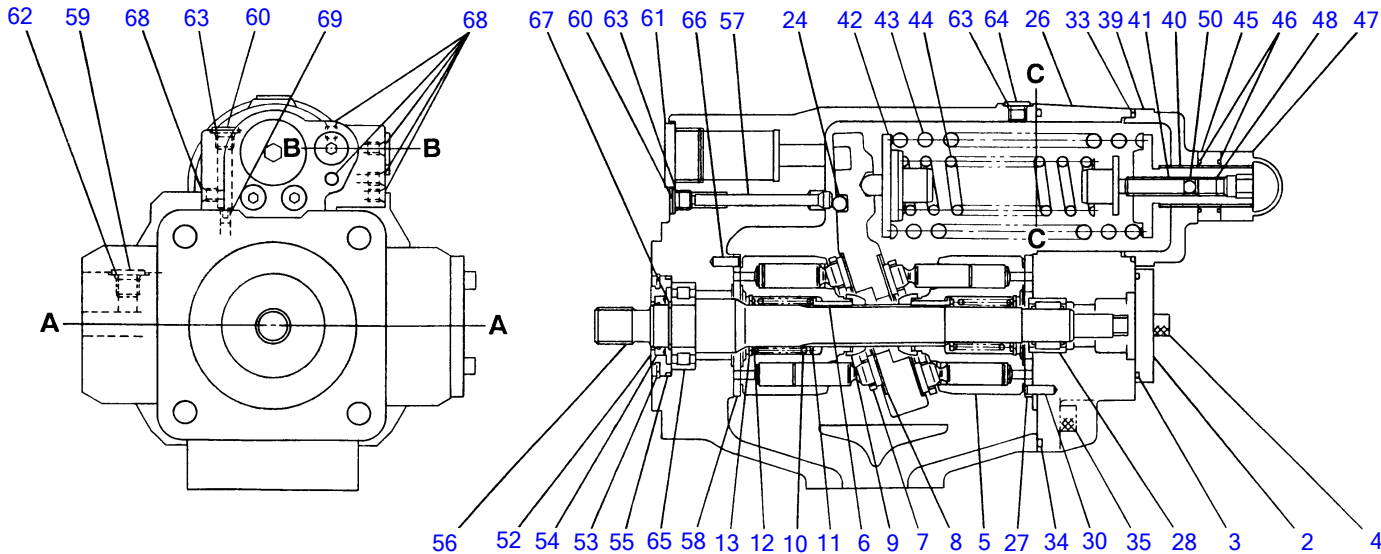
SECTION "A-A"



SECTION "B-B"



SECTION "C-C"

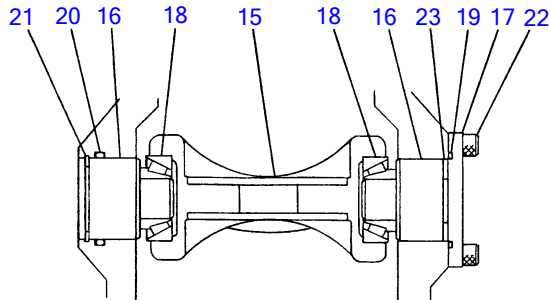


K2-58a-0-D

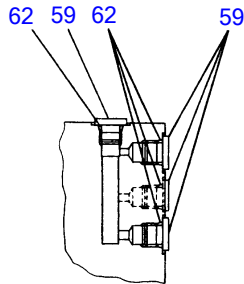
HYDRAULIC PUMP

Item	Part number	Description	Q'ty	Chan.	Serial No.	Serv.	Remarks
1	1902010900	PUMP ASSY	1				
2	1902010902	• PLATE	1				
3	1420100550	• O-RING	1				
4	1110050820	• SCREW, cap	2				
5	1902901100	• ROTARY ASSY	2				
6	1902901103	• • PIN	3				
7	1902901104	• • RETAINER	1				
8	1902901105	• • PLATE	1				
9	1902900306	• • GUIDE	1				
10	1902901107	• • SPRING	1				
11	1902901108	• • HOLDER, spring	1				
12	1902901109	• • HOLDER, spring	1				
13	1221000034	• • RING, snap	1				
14	1902901200	• HANGER ASSY	1				
15	1902901201	• • HANGER	1				
16	1902901202	• • SHAFT	2				
17	1902901203	• • COVER	1				
18	1902901205	• • BEARING	2				
19	1902901206	• • O-RING	1				
20	1902901207	• • O-RTNG	1				
21	1221000050	• • RING, snap	1				
22	1110050616	• • SCREW, cap	4				
23	1902901211	• • SHIM	1				
24	1902901212	• • PIN	1				
25	1902901300	• COVER ASSY	1				
26	1902901301	• • COVER	1				
27	1902901302	• • PLATE	1				
28	1902901304	• • BEARING	1				
29	1902900729	• • ORIFICE	1				
30	1212000614	• • PIN	2				
31	1420010080	• • O-RING	1				
32	1420010110	• • O-RING	1				
33	1420100850	• • O-RING	1				
34	1420310262	• • O-RING	1				
35	1110051030	• • SCREW, cap	3				
36	1110051040	• • SCREW, cap	1				
37	1902900905	• • PLUG	1				
38	1902901400	• CONTROL ASSY	1				
39	1902901401	• • COVER	1				
40	1902901402	• • SCREW	1				
41	1902901403	• • SCREW	1				
42	1902901404	• • HOLDER, spring	1				
43	1902901405	• • SPRING	1				
44	1902901406	• • SPRING	1				
45	1902901407	• • NUT	1				
46	1420310023	• • O-RING	2				
47	1134220024	• • NUT	1				
48	1121051012	• • SCREW	1				
49	1110050825	• • SCREW, cap	4				
50	1902901412	• • BALL, steel	1				
51	1902901500	• CASE ASSY	1				
52	1902901501	• • CASE	1				
53	1221000060	• • RING, snap	1				
54	1902901503	• • SEAL, oil	1				
55	1420310139	• • O-RING	1				
56	1902010907	• SHAFT	1				
57	1902010909	• PISTON	2				
58	1902010911	• PLATE	1				
59	1902900905	• PLUG	5				
60	1902900964	• PLUG	3				
61	1902010914	• PLUG	1				
62	1420010110	• O-RING	5				
63	1420010080	• O-RING	4				
64	1902010917	• PLUG	1				
65	1300002050	• BEARING	1				
66	1212000614	• PIN	2				
67	1220000025	• RING, snap	1				
68	1902900727	• PLUG	4				

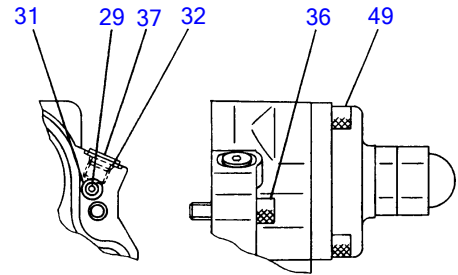
TB045 Book No.PK2-102Z5 S/N 1455001-1456876  
**HYDRAULIC PUMP**



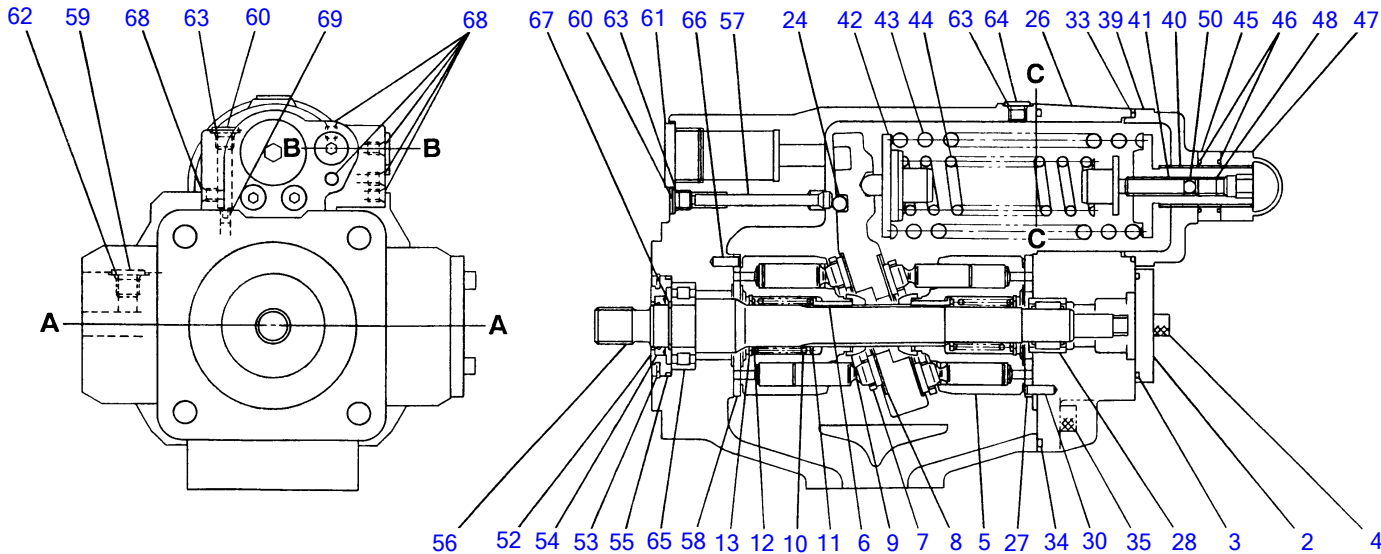
SECTION "A-A"



SECTION "B-B"



SECTION "C-C"

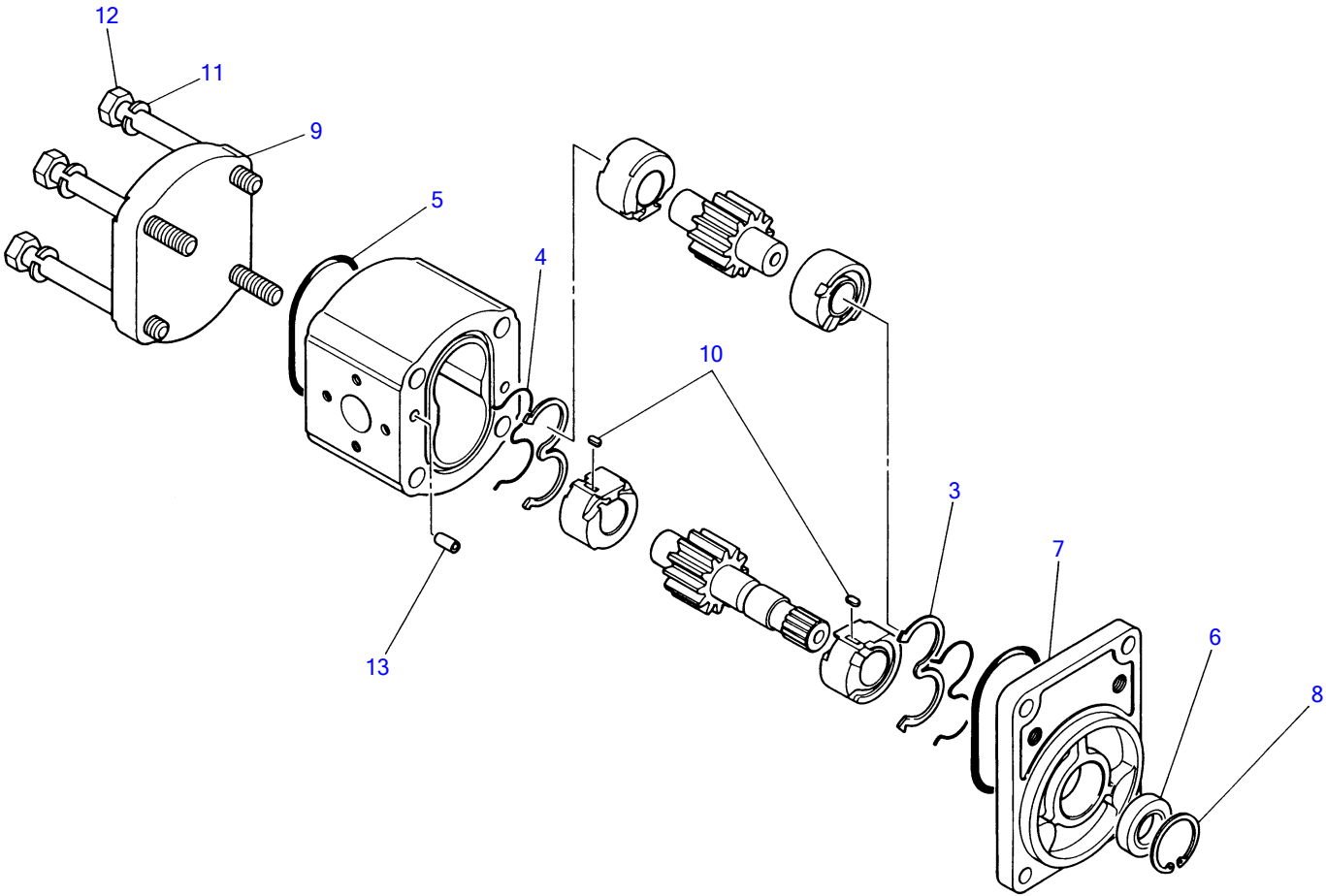


K2-58a-0-D



**HYDRAULIC PUMP**

Item	Part number	Description	Q'ty	Chan.	Serial No.	Serv.	Remarks
69	<b>1902900729</b> <b>K258a1L</b>	• ORIFICE	1				



Z6-59a-0-D

**HYDRAULIC PUMP; SUB**

Item	Part number	Description	Q'ty	Chan.	Serial No.	Serv.	Remarks
1	<b>1902010300</b>	PUMP ASSY	1				
2	<b>1902002499</b>	▪ KIT, seal	1				
3	X <b>1902002406</b>	▪ ▪ ELEMENT, seal	2				
4	X <b>1902002409</b>	▪ ▪ ELEMENT, back-up	2				
5	X <b>1902002412</b>	▪ ▪ O-RING	2				
6	X <b>1902002403</b>	▪ ▪ SEAL, oil	1				
7	<b>1902010302</b>	▪ FRANGE	1				
8	<b>1902007106</b>	▪ RING, snap	1				
9	<b>1902010307</b>	▪ COVER	1				
10	<b>1902007134</b>	▪ KEY	2				
11	<b>1902010315</b>	▪ WASHER, spring	4				
12	<b>1902010316</b>	▪ BOLT	4				
13	<b>1902007128</b>	▪ PIN	2				
	<b>K259a0L</b>						

## Engine for TB045 3TN100L-TBZ

No.	Designation	Explanation																																																																																																								
①	Location No.	Location No. of a microfiche which contains this list. The parenthesized refers to Location No. of the corresponding section index.																																																																																																								
②	Parts Catalog No.	Serial No. of every Parts Catalog.																																																																																																								
③	Group No.	Running No. given per group of related parts.																																																																																																								
④	Group Name	Designation given per group of related parts.																																																																																																								
⑤	Date of Processing	Date on which this list for Parts Catalog is printed out.																																																																																																								
⑥		<p>Model name of a product (of which parts are) mentioned in the pertinent Parts Catalog.</p> <p>A perenthized symbol corresponds to a parenthesized symbol appearing under the "Q'TY" column of Ref. No.12.</p>																																																																																																								
		<div style="border: 1px solid black; padding: 10px; margin: 10px auto; width: 80%;"> <p style="text-align: right;">82.02.12</p> <p style="text-align: center;">( 1 ) シリンダブロック &amp; マインフレーム CYLINDER &amp; BEARING, MAIN</p> <table border="1" style="width: 100%; border-collapse: collapse; font-size: small;"> <thead> <tr> <th>REF.</th> <th>LEV.</th> <th>PART NO.</th> <th>DESCRIPTION</th> <th>Q'TY</th> <th>P/U</th> <th>A</th> <th>R</th> </tr> </thead> <tbody> <tr> <td>1</td> <td>.</td> <td>724611-01560</td> <td>シリンダブロック ASSY.</td> <td>1</td> <td></td> <td></td> <td></td> </tr> <tr> <td>I 1-1</td> <td>.</td> <td>724611-01561 (A=E000165)</td> <td>シリンダブロック ASSY.</td> <td>1</td> <td></td> <td></td> <td>N</td> </tr> <tr> <td>2</td> <td>..</td> <td>X 124610-01000</td> <td>ブロック COMP.</td> <td>1</td> <td></td> <td></td> <td></td> </tr> <tr> <td>I 2-1</td> <td>..</td> <td>X 124610-01001 (A=E000165)</td> <td>ブロック COMP.</td> <td>1</td> <td></td> <td></td> <td>N</td> </tr> <tr> <td>3</td> <td>...</td> <td>X 124610-01010</td> <td>シリンダブロック</td> <td>1</td> <td></td> <td></td> <td></td> </tr> <tr> <td>I 3-1</td> <td>...</td> <td>124610-01011 (A=E000165)</td> <td>シリンダブロック</td> <td>1</td> <td></td> <td></td> <td>N (A)</td> </tr> <tr> <td>4</td> <td>...</td> <td>27241-160000</td> <td>PLUG 16</td> <td>1</td> <td></td> <td></td> <td></td> </tr> <tr> <td>5</td> <td>...</td> <td>27241-400000</td> <td>PLUG 40</td> <td>6</td> <td></td> <td></td> <td></td> </tr> <tr> <td>6</td> <td>..</td> <td>135400-01790</td> <td>PLUG M10X1.5</td> <td>2</td> <td></td> <td></td> <td></td> </tr> <tr> <td>7</td> <td>..</td> <td>23414-100000</td> <td>GASKET 10</td> <td>2</td> <td></td> <td></td> <td></td> </tr> <tr> <td>8</td> <td>..</td> <td>23871-010000</td> <td>PLUG PT1/8</td> <td>8</td> <td></td> <td></td> <td></td> </tr> <tr> <td>9</td> <td>..</td> <td></td> <td></td> <td></td> <td></td> <td></td> <td></td> </tr> </tbody> </table> </div>	REF.	LEV.	PART NO.	DESCRIPTION	Q'TY	P/U	A	R	1	.	724611-01560	シリンダブロック ASSY.	1				I 1-1	.	724611-01561 (A=E000165)	シリンダブロック ASSY.	1			N	2	..	X 124610-01000	ブロック COMP.	1				I 2-1	..	X 124610-01001 (A=E000165)	ブロック COMP.	1			N	3	...	X 124610-01010	シリンダブロック	1				I 3-1	...	124610-01011 (A=E000165)	シリンダブロック	1			N (A)	4	...	27241-160000	PLUG 16	1				5	...	27241-400000	PLUG 40	6				6	..	135400-01790	PLUG M10X1.5	2				7	..	23414-100000	GASKET 10	2				8	..	23871-010000	PLUG PT1/8	8				9	..						
REF.	LEV.	PART NO.	DESCRIPTION	Q'TY	P/U	A	R																																																																																																			
1	.	724611-01560	シリンダブロック ASSY.	1																																																																																																						
I 1-1	.	724611-01561 (A=E000165)	シリンダブロック ASSY.	1			N																																																																																																			
2	..	X 124610-01000	ブロック COMP.	1																																																																																																						
I 2-1	..	X 124610-01001 (A=E000165)	ブロック COMP.	1			N																																																																																																			
3	...	X 124610-01010	シリンダブロック	1																																																																																																						
I 3-1	...	124610-01011 (A=E000165)	シリンダブロック	1			N (A)																																																																																																			
4	...	27241-160000	PLUG 16	1																																																																																																						
5	...	27241-400000	PLUG 40	6																																																																																																						
6	..	135400-01790	PLUG M10X1.5	2																																																																																																						
7	..	23414-100000	GASKET 10	2																																																																																																						
8	..	23871-010000	PLUG PT1/8	8																																																																																																						
9	..																																																																																																									
⑦	Ref. No.	Number to relate a number appearing in illustration (given opposite to the list) with corresponding Part No.																																																																																																								
⑧	Level	Assembly-component relation (level) of an assembly part expressed by a number of dots ( . ).																																																																																																								
⑨	Order Division	A part of which Part Number is prefixed with alphabet X shall not be sold. In this case, please place your order of this part and its related parts by parental Part Number _____. Complete Part Number or Assy. Part Number.																																																																																																								
⑩	Part No.	Part Number specified for every part.																																																																																																								
⑪	Part Name	Description of a part, mainly Part Name but may include dimensions.																																																																																																								
⑫	Quantity (Q'ty)	Quantity used of parts per Ref. No.																																																																																																								
		<div style="border: 1px solid black; padding: 10px; margin: 10px auto; width: 80%;"> <p style="text-align: right;">82.02.12</p> <p style="text-align: center;">( 1 ) シリンダブロック &amp; マインフレーム CYLINDER &amp; BEARING, MAIN</p> <table border="1" style="width: 100%; border-collapse: collapse; font-size: small;"> <thead> <tr> <th>REF.</th> <th>LEV.</th> <th>PART NO.</th> <th>DESCRIPTION</th> <th>Q'TY</th> <th>P/U</th> <th>A</th> <th>R</th> </tr> </thead> <tbody> <tr> <td>1</td> <td>.</td> <td>724611-01560</td> <td>シリンダブロック ASSY.</td> <td>1</td> <td></td> <td></td> <td></td> </tr> <tr> <td>I 1-1</td> <td>.</td> <td>724611-01561 (A=E000165)</td> <td>シリンダブロック ASSY.</td> <td>1</td> <td></td> <td></td> <td>N</td> </tr> <tr> <td>2</td> <td>..</td> <td>X 124610-01000</td> <td>ブロック COMP.</td> <td>1</td> <td></td> <td></td> <td></td> </tr> <tr> <td>I 2-1</td> <td>..</td> <td>X 124610-01001 (A=E000165)</td> <td>ブロック COMP.</td> <td>1</td> <td></td> <td></td> <td>N</td> </tr> <tr> <td>3</td> <td>...</td> <td>X 124610-01010</td> <td>シリンダブロック</td> <td>1</td> <td></td> <td></td> <td></td> </tr> <tr> <td>I 3-1</td> <td>...</td> <td>124610-01011 (A=E000165)</td> <td>シリンダブロック</td> <td>1</td> <td></td> <td></td> <td>N (A)</td> </tr> <tr> <td>4</td> <td>...</td> <td>27241-160000</td> <td>PLUG 16</td> <td>1</td> <td></td> <td></td> <td></td> </tr> <tr> <td>5</td> <td>...</td> <td>27241-400000</td> <td>PLUG 40</td> <td>6</td> <td></td> <td></td> <td></td> </tr> <tr> <td>6</td> <td>..</td> <td>135400-01790</td> <td>PLUG M10X1.5</td> <td>2</td> <td></td> <td></td> <td></td> </tr> <tr> <td>7</td> <td>..</td> <td>23414-100000</td> <td>GASKET 10</td> <td>2</td> <td></td> <td></td> <td></td> </tr> <tr> <td>8</td> <td>..</td> <td>23871-010000</td> <td>PLUG PT1/8</td> <td>8</td> <td></td> <td></td> <td></td> </tr> <tr> <td>9</td> <td>..</td> <td></td> <td></td> <td></td> <td></td> <td></td> <td></td> </tr> </tbody> </table> </div>	REF.	LEV.	PART NO.	DESCRIPTION	Q'TY	P/U	A	R	1	.	724611-01560	シリンダブロック ASSY.	1				I 1-1	.	724611-01561 (A=E000165)	シリンダブロック ASSY.	1			N	2	..	X 124610-01000	ブロック COMP.	1				I 2-1	..	X 124610-01001 (A=E000165)	ブロック COMP.	1			N	3	...	X 124610-01010	シリンダブロック	1				I 3-1	...	124610-01011 (A=E000165)	シリンダブロック	1			N (A)	4	...	27241-160000	PLUG 16	1				5	...	27241-400000	PLUG 40	6				6	..	135400-01790	PLUG M10X1.5	2				7	..	23414-100000	GASKET 10	2				8	..	23871-010000	PLUG PT1/8	8				9	..						
REF.	LEV.	PART NO.	DESCRIPTION	Q'TY	P/U	A	R																																																																																																			
1	.	724611-01560	シリンダブロック ASSY.	1																																																																																																						
I 1-1	.	724611-01561 (A=E000165)	シリンダブロック ASSY.	1			N																																																																																																			
2	..	X 124610-01000	ブロック COMP.	1																																																																																																						
I 2-1	..	X 124610-01001 (A=E000165)	ブロック COMP.	1			N																																																																																																			
3	...	X 124610-01010	シリンダブロック	1																																																																																																						
I 3-1	...	124610-01011 (A=E000165)	シリンダブロック	1			N (A)																																																																																																			
4	...	27241-160000	PLUG 16	1																																																																																																						
5	...	27241-400000	PLUG 40	6																																																																																																						
6	..	135400-01790	PLUG M10X1.5	2																																																																																																						
7	..	23414-100000	GASKET 10	2																																																																																																						
8	..	23871-010000	PLUG PT1/8	8																																																																																																						
9	..																																																																																																									
		<p>(Example) As for Ref. No. 1-1 724611-01561, this part is used in the 6PH-HT. (1: Quantity used of parts)</p>																																																																																																								



## Engine for TB045 3TN100L-TBZ

No.	Designation	Explanation																																																																																																																																																																																																																																																																								
⑱	Effective Machine No.	<p>When a part is changed, Effective Machine No. of a Model for which the part is applicable is indicated.</p> <div style="border: 1px solid black; padding: 5px; margin: 10px 0;"> <table border="1" style="width: 100%; border-collapse: collapse; font-size: 8px;"> <thead> <tr> <th>REF.</th> <th>LEV.</th> <th>PART NO.</th> <th>DESCRIPTION</th> <th>QTY</th> <th>I</th> <th>P</th> <th>U</th> <th>A</th> <th>R</th> </tr> </thead> <tbody> <tr> <td>1</td> <td></td> <td>724611-01540</td> <td>CYLINDER BLOCK ASSY.</td> <td>1</td> <td></td> <td></td> <td></td> <td></td> <td></td> </tr> <tr> <td>1</td> <td>1-1</td> <td>724611-01561</td> <td>CYLINDER BLOCK ASSY.</td> <td>1</td> <td></td> <td></td> <td></td> <td></td> <td>M</td> </tr> <tr> <td>2</td> <td></td> <td>124610-01000</td> <td>BLOCK COMP.</td> <td>1</td> <td></td> <td></td> <td></td> <td></td> <td></td> </tr> <tr> <td>1</td> <td>2-1</td> <td>X 124610-01001</td> <td>BLOCK COMP.</td> <td>1</td> <td></td> <td></td> <td></td> <td></td> <td>N</td> </tr> <tr> <td>1</td> <td></td> <td>X 124610-01010</td> <td>CYLINDER BLOCK</td> <td>1</td> <td></td> <td></td> <td></td> <td></td> <td></td> </tr> <tr> <td>1</td> <td>3-1</td> <td>124610-01011</td> <td>CYLINDER BLOCK</td> <td>1</td> <td></td> <td></td> <td></td> <td></td> <td>N (A)</td> </tr> <tr> <td>4</td> <td></td> <td>27241-160000</td> <td>PLUG 16</td> <td>1</td> <td></td> <td></td> <td></td> <td></td> <td></td> </tr> <tr> <td>5</td> <td></td> <td>27241-400000</td> <td>PLUG 40</td> <td>6</td> <td></td> <td></td> <td></td> <td></td> <td></td> </tr> <tr> <td>6</td> <td></td> <td>135400-01790</td> <td>PLUG M10X1.5</td> <td>2</td> <td></td> <td></td> <td></td> <td></td> <td></td> </tr> <tr> <td>7</td> <td></td> <td>23414-100000</td> <td>GASKET 10</td> <td>2</td> <td></td> <td></td> <td></td> <td></td> <td>10</td> </tr> <tr> <td>8</td> <td></td> <td>23871-010000</td> <td>PLUG PT1/8</td> <td>8</td> <td></td> <td></td> <td></td> <td></td> <td></td> </tr> <tr> <td>9</td> <td></td> <td>23871-020000</td> <td>PLUG PT1/4</td> <td>2</td> <td></td> <td></td> <td></td> <td></td> <td></td> </tr> <tr> <td>10</td> <td></td> <td>23871-030000</td> <td>PLUG PT3/8</td> <td>5</td> <td></td> <td></td> <td></td> <td></td> <td></td> </tr> <tr> <td>11</td> <td></td> <td>43600-500290</td> <td>COCK ASSY.</td> <td>1</td> <td></td> <td></td> <td></td> <td></td> <td></td> </tr> <tr> <td>12</td> <td></td> <td>121850-02070</td> <td>BOLT</td> <td>12</td> <td></td> <td></td> <td></td> <td></td> <td></td> </tr> <tr> <td>13</td> <td></td> <td>121850-02080</td> <td>BOLT</td> <td>2</td> <td></td> <td></td> <td></td> <td></td> <td></td> </tr> <tr> <td>14</td> <td></td> <td>*REF 9=3</td> <td>BEARING,MAIN COMP.</td> <td>6</td> <td></td> <td></td> <td></td> <td></td> <td></td> </tr> <tr> <td>15</td> <td></td> <td>X *REF 14</td> <td>BEARING,MAIN</td> <td>6</td> <td></td> <td></td> <td></td> <td></td> <td></td> </tr> <tr> <td>16</td> <td></td> <td>X *REF 14</td> <td>BEARING,MAIN</td> <td>6</td> <td></td> <td></td> <td></td> <td></td> <td></td> </tr> <tr> <td>17</td> <td></td> <td>121850-02160</td> <td>BEARING,MAIN COMP.</td> <td>1</td> <td></td> <td></td> <td></td> <td></td> <td>(B)</td> </tr> <tr> <td>18</td> <td></td> <td>X 121850-02200</td> <td>BEARING,MAIN</td> <td>1</td> <td></td> <td></td> <td></td> <td></td> <td></td> </tr> <tr> <td></td> <td></td> <td></td> <td>CAP,MAIN BEARING</td> <td>1</td> <td></td> <td></td> <td></td> <td></td> <td></td> </tr> <tr> <td></td> <td></td> <td></td> <td>CAP,MAIN BEARING</td> <td>5</td> <td></td> <td></td> <td></td> <td></td> <td></td> </tr> <tr> <td></td> <td></td> <td></td> <td>MAIN BEARING</td> <td>2</td> <td></td> <td></td> <td></td> <td></td> <td></td> </tr> </tbody> </table> </div> <p style="margin-left: 40px;">         ○ The parenthesized "A" indicates Model ⑥.          ○ The new part 724611-01561 is applicable for the engine above Engine No.000165 of 6PH-HT.          ○ In case of being discontinued, this is indicated for the first Machine No. which was discontinued.          ○ Date in calendar represents the time when change took place.          ○ Model and Effective Machine No.          (Example) ⑥ (A)=6PH-HT (B)=E000158 (C)=6PH          ⑱ (A)=E000165 6PH-T          6PHT-HT Applicable for the engine above Engine No.000165      Applicable for the engine above Engine No.000158     </p> <div style="border: 1px solid black; padding: 5px; margin: 10px 0; width: fit-content;"> <table border="1" style="width: 100%; border-collapse: collapse; font-size: 8px;"> <tr><td>C</td><td>Clutch No. Compressor No.</td></tr> <tr><td>D</td><td>Drive No.</td></tr> <tr><td>E</td><td>Engine No.</td></tr> <tr><td>M</td><td>Machine No.</td></tr> <tr><td>G</td><td>Generator No.</td></tr> <tr><td>W</td><td>Welding machine No.</td></tr> <tr><td>*</td><td>Month/Year in Calendar</td></tr> </table> </div> <p style="margin-left: 40px;">         Mark "x" is indicated for the part which was not able to notify a part change and confirm Effective Machine No. The Engine No. of 6PH remains unexplained.     </p>	REF.	LEV.	PART NO.	DESCRIPTION	QTY	I	P	U	A	R	1		724611-01540	CYLINDER BLOCK ASSY.	1						1	1-1	724611-01561	CYLINDER BLOCK ASSY.	1					M	2		124610-01000	BLOCK COMP.	1						1	2-1	X 124610-01001	BLOCK COMP.	1					N	1		X 124610-01010	CYLINDER BLOCK	1						1	3-1	124610-01011	CYLINDER BLOCK	1					N (A)	4		27241-160000	PLUG 16	1						5		27241-400000	PLUG 40	6						6		135400-01790	PLUG M10X1.5	2						7		23414-100000	GASKET 10	2					10	8		23871-010000	PLUG PT1/8	8						9		23871-020000	PLUG PT1/4	2						10		23871-030000	PLUG PT3/8	5						11		43600-500290	COCK ASSY.	1						12		121850-02070	BOLT	12						13		121850-02080	BOLT	2						14		*REF 9=3	BEARING,MAIN COMP.	6						15		X *REF 14	BEARING,MAIN	6						16		X *REF 14	BEARING,MAIN	6						17		121850-02160	BEARING,MAIN COMP.	1					(B)	18		X 121850-02200	BEARING,MAIN	1									CAP,MAIN BEARING	1									CAP,MAIN BEARING	5									MAIN BEARING	2						C	Clutch No. Compressor No.	D	Drive No.	E	Engine No.	M	Machine No.	G	Generator No.	W	Welding machine No.	*	Month/Year in Calendar
REF.	LEV.	PART NO.	DESCRIPTION	QTY	I	P	U	A	R																																																																																																																																																																																																																																																																	
1		724611-01540	CYLINDER BLOCK ASSY.	1																																																																																																																																																																																																																																																																						
1	1-1	724611-01561	CYLINDER BLOCK ASSY.	1					M																																																																																																																																																																																																																																																																	
2		124610-01000	BLOCK COMP.	1																																																																																																																																																																																																																																																																						
1	2-1	X 124610-01001	BLOCK COMP.	1					N																																																																																																																																																																																																																																																																	
1		X 124610-01010	CYLINDER BLOCK	1																																																																																																																																																																																																																																																																						
1	3-1	124610-01011	CYLINDER BLOCK	1					N (A)																																																																																																																																																																																																																																																																	
4		27241-160000	PLUG 16	1																																																																																																																																																																																																																																																																						
5		27241-400000	PLUG 40	6																																																																																																																																																																																																																																																																						
6		135400-01790	PLUG M10X1.5	2																																																																																																																																																																																																																																																																						
7		23414-100000	GASKET 10	2					10																																																																																																																																																																																																																																																																	
8		23871-010000	PLUG PT1/8	8																																																																																																																																																																																																																																																																						
9		23871-020000	PLUG PT1/4	2																																																																																																																																																																																																																																																																						
10		23871-030000	PLUG PT3/8	5																																																																																																																																																																																																																																																																						
11		43600-500290	COCK ASSY.	1																																																																																																																																																																																																																																																																						
12		121850-02070	BOLT	12																																																																																																																																																																																																																																																																						
13		121850-02080	BOLT	2																																																																																																																																																																																																																																																																						
14		*REF 9=3	BEARING,MAIN COMP.	6																																																																																																																																																																																																																																																																						
15		X *REF 14	BEARING,MAIN	6																																																																																																																																																																																																																																																																						
16		X *REF 14	BEARING,MAIN	6																																																																																																																																																																																																																																																																						
17		121850-02160	BEARING,MAIN COMP.	1					(B)																																																																																																																																																																																																																																																																	
18		X 121850-02200	BEARING,MAIN	1																																																																																																																																																																																																																																																																						
			CAP,MAIN BEARING	1																																																																																																																																																																																																																																																																						
			CAP,MAIN BEARING	5																																																																																																																																																																																																																																																																						
			MAIN BEARING	2																																																																																																																																																																																																																																																																						
C	Clutch No. Compressor No.																																																																																																																																																																																																																																																																									
D	Drive No.																																																																																																																																																																																																																																																																									
E	Engine No.																																																																																																																																																																																																																																																																									
M	Machine No.																																																																																																																																																																																																																																																																									
G	Generator No.																																																																																																																																																																																																																																																																									
W	Welding machine No.																																																																																																																																																																																																																																																																									
*	Month/Year in Calendar																																																																																																																																																																																																																																																																									
⑲	Item No.	[Example] Refer to REF. 3 (3 given under the column "REF.") of Group 9.																																																																																																																																																																																																																																																																								
⑳	Item No.	[Example] Refer to REF. 14 (14 given under the column "REF.")																																																																																																																																																																																																																																																																								
㉑	Remarks	See Ref. No. ⑱																																																																																																																																																																																																																																																																								
㉒		<div style="border: 1px solid black; padding: 5px; margin: 10px 0;"> <table border="1" style="width: 100%; border-collapse: collapse; font-size: 8px;"> <thead> <tr> <th>REF.</th> <th>LEV.</th> <th>PART NO.</th> <th>DESCRIPTION</th> <th>QTY</th> <th>I</th> <th>P</th> <th>U</th> <th>A</th> <th>R</th> </tr> </thead> <tbody> <tr> <td>1A</td> <td></td> <td>190501-01010</td> <td>CYLINDER</td> <td>1</td> <td></td> <td></td> <td></td> <td></td> <td></td> </tr> <tr> <td>1A-1</td> <td></td> <td>190501-01011</td> <td>CYLINDER</td> <td>1</td> <td></td> <td></td> <td></td> <td></td> <td>(A)</td> </tr> <tr> <td>1A-2</td> <td></td> <td>190501-01012</td> <td>CYLINDER</td> <td>1</td> <td></td> <td></td> <td></td> <td></td> <td>(B)</td> </tr> <tr> <td>1B</td> <td></td> <td>190600-01010</td> <td>CYLINDER</td> <td>1</td> <td></td> <td></td> <td></td> <td></td> <td></td> </tr> <tr> <td>1B-1</td> <td></td> <td>190600-01011</td> <td>CYLINDER</td> <td>1</td> <td></td> <td></td> <td></td> <td></td> <td>(B)</td> </tr> <tr> <td>1C</td> <td></td> <td>190750-01010</td> <td>CYLINDER</td> <td>1</td> <td></td> <td></td> <td></td> <td></td> <td></td> </tr> <tr> <td>1C-1</td> <td></td> <td>190750-01011</td> <td>CYLINDER</td> <td>1</td> <td></td> <td></td> <td></td> <td></td> <td>(B)</td> </tr> <tr> <td>2A</td> <td></td> <td>190501-01380</td> <td>GASKET, CYL.LOWER</td> <td>1</td> <td></td> <td></td> <td></td> <td></td> <td></td> </tr> <tr> <td>2B</td> <td></td> <td>190600-01380</td> <td>GASKET, CYL.LOWER</td> <td>1</td> <td></td> <td></td> <td></td> <td></td> <td></td> </tr> <tr> <td>3</td> <td></td> <td>26216-120952</td> <td>BOLT, COVER M12X95</td> <td>16</td> <td></td> <td></td> <td></td> <td></td> <td>16</td> </tr> <tr> <td></td> <td></td> <td></td> <td>BOLT, COVER M12X123</td> <td>16</td> <td></td> <td></td> <td></td> <td></td> <td>16</td> </tr> <tr> <td></td> <td></td> <td></td> <td>STUD BOLT M12X30</td> <td>4</td> <td></td> <td></td> <td></td> <td></td> <td>4</td> </tr> <tr> <td></td> <td></td> <td></td> <td>BOLT M12X50</td> <td>4</td> <td></td> <td></td> <td></td> <td></td> <td>4</td> </tr> </tbody> </table> </div> <p style="margin-left: 40px;">Some of the parts number is represented with Illustration No. 1 in the list.</p>	REF.	LEV.	PART NO.	DESCRIPTION	QTY	I	P	U	A	R	1A		190501-01010	CYLINDER	1						1A-1		190501-01011	CYLINDER	1					(A)	1A-2		190501-01012	CYLINDER	1					(B)	1B		190600-01010	CYLINDER	1						1B-1		190600-01011	CYLINDER	1					(B)	1C		190750-01010	CYLINDER	1						1C-1		190750-01011	CYLINDER	1					(B)	2A		190501-01380	GASKET, CYL.LOWER	1						2B		190600-01380	GASKET, CYL.LOWER	1						3		26216-120952	BOLT, COVER M12X95	16					16				BOLT, COVER M12X123	16					16				STUD BOLT M12X30	4					4				BOLT M12X50	4					4																																																																																																																												
REF.	LEV.	PART NO.	DESCRIPTION	QTY	I	P	U	A	R																																																																																																																																																																																																																																																																	
1A		190501-01010	CYLINDER	1																																																																																																																																																																																																																																																																						
1A-1		190501-01011	CYLINDER	1					(A)																																																																																																																																																																																																																																																																	
1A-2		190501-01012	CYLINDER	1					(B)																																																																																																																																																																																																																																																																	
1B		190600-01010	CYLINDER	1																																																																																																																																																																																																																																																																						
1B-1		190600-01011	CYLINDER	1					(B)																																																																																																																																																																																																																																																																	
1C		190750-01010	CYLINDER	1																																																																																																																																																																																																																																																																						
1C-1		190750-01011	CYLINDER	1					(B)																																																																																																																																																																																																																																																																	
2A		190501-01380	GASKET, CYL.LOWER	1																																																																																																																																																																																																																																																																						
2B		190600-01380	GASKET, CYL.LOWER	1																																																																																																																																																																																																																																																																						
3		26216-120952	BOLT, COVER M12X95	16					16																																																																																																																																																																																																																																																																	
			BOLT, COVER M12X123	16					16																																																																																																																																																																																																																																																																	
			STUD BOLT M12X30	4					4																																																																																																																																																																																																																																																																	
			BOLT M12X50	4					4																																																																																																																																																																																																																																																																	
㉓	Illustration No.	Consecutive No. for illustration control.																																																																																																																																																																																																																																																																								

目次  
INDEX

(001) エンジン部 ENGINE

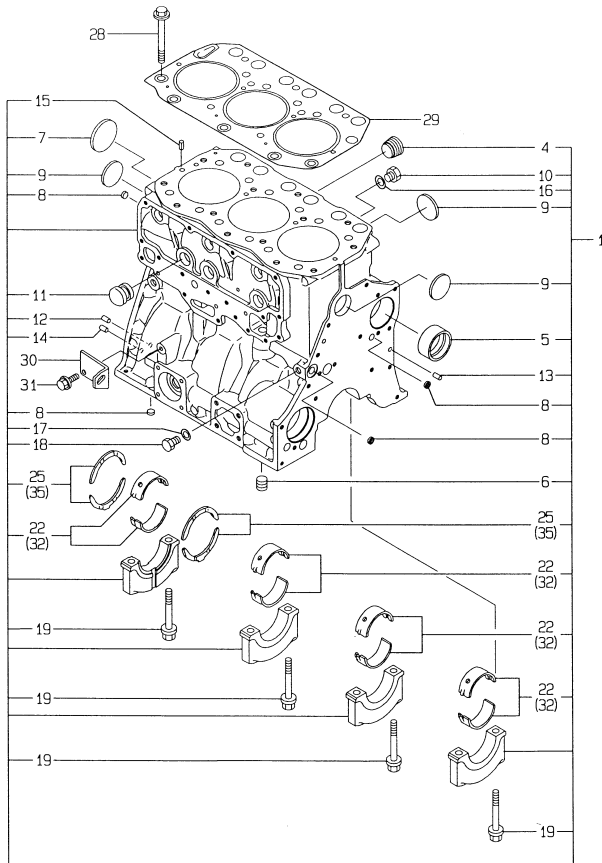
名称 Description	Fig No.
シリンダブロック CYLINDER BLOCK .....	Fig. 1
ギヤケース GEAR HOUSING .....	Fig. 2
フライホイールハウジング&オイルパン FLYWHEEL HOUSING & OIL SUMP .....	Fig. 3
シリンダヘッド&ボンネット CYLINDER HEAD & BONNET .....	Fig. 4
キューキマニホールド&エアクリーナ SUCTION MANIFOLD & AIR CLEANER .....	Fig. 5
ハイキマニホールド&サイレンサ EXHAUST MANIFOLD & SILENCER .....	Fig. 6
カムシャフト&クドウギヤ CAMSHAFT & DRIVE GEAR .....	Fig. 7
クランクシャフト&ピストン CRANKSHAFT & PISTON .....	Fig. 8
LOシステム LUB. OIL SYSTEM .....	Fig. 9
オイルクーラケース OIL COOLER CASE .....	Fig. 10
CWシステム COOLING WATER SYSTEM .....	Fig. 11
FOポンプ FUEL INJECTION PUMP .....	Fig. 12
FOフンシャパイプ FUEL INJECTION PIPE .....	Fig. 13
FOパイプ FUEL OIL PIPE .....	Fig. 14
ガバナ GOVERNOR .....	Fig. 15
スターティングモータ STARTING MOTOR .....	Fig. 16
ジェネレータ GENERATOR .....	Fig. 17
コウグ&パッキンセット (オプション) TOOL & GASKET SET (OPTIONAL).....	Fig. 18

# Engine for TB045 3TN100L-TBZ

Y0003523  
3TN100L-TBZ

1 シリンダブロック  
CYLINDER BLOCK

D19000-01110  
D19000-02100



-----  
1 1802  
1 (1801)1  
-----  
Y0003523

( 1 ) シリンダブロック  
CYLINDER BLOCK

(A)=3TN100L-TBZ (D)=  
(B)= (E)=  
(C)= (F)=

94.05.12

REF. LEV.	PART NO.	DESCRIPTION	QTY	P/U	A	R
レベ	部番	説明	数量	取付		
1	719000-01560	シリンダブロック CMP	1			
4	171051-01921	プラグ	1			
5	119000-02410	ブッシュ (カムシャフト)	1			
6	23871-030000	プラグ FT3/8, SCREW 3/8	1			
7	27231-400000	プラグ 60	1			
8	27241-140000	プラグ 14	4			
9	27241-400000	プラグ 40	3			
10	135400-01790	プラグ	1			
11	119000-01840	プラグ 25, RUBBER	3			
12	129100-01580	平行ピン 8X16	2			
13	129100-01580	平行ピン 8X16	2			
14	129100-01580	平行ピン 8X16	2			
15	22351-080016	スプリングピン 8.0AX 16	2			
16	23414-100000	ガスケット 10, ROUND	1			
17	23414-140000	ガスケット 14, ROUND	1			
18	135602-34390	リテーナー	1			
19	119000-02020	ボルト, METAL CAP	8			
22	119000-02800	メタルアッセンブリ	4			
25	119000-02930	ワッシャー, THRUST (YSM)	2			
28	119000-01200	ボルト, CYLINDER HEAD	14			
29	119000-01340	ガスケット (シリンダヘッド) T=1.3	1			(6)
30	119000-01980	リテーナー (F1-P)	1			
31	26106-080162	ボルト M 8X 16 PLATED	2			
32	719000-02870	メインベアリング 0.25 U.S. CMP.	4			(1)
35	719000-02940	スラストベアリング 0.25 U.S. THRUST BEARING .25US	2			(2)

----- REMARKS (注) -----  
 (1) アンダーサイズ (U.S.=0.25) 部品。  
 (2) オーバーサイズ (U.S.=0.25) 部品。  
 (6) 図番 18 / 図番 1,1-1,1-2  
 27 部品の図番。  
 (1) UNDER-SIZED (U.S.=0.25) PART.  
 (2) OVER-SIZED (U.S.=0.25) PART.  
 (6) THESE PARTS ARE SOLD BY FIG.18,  
 REF.NO.1,1-1,1-2.

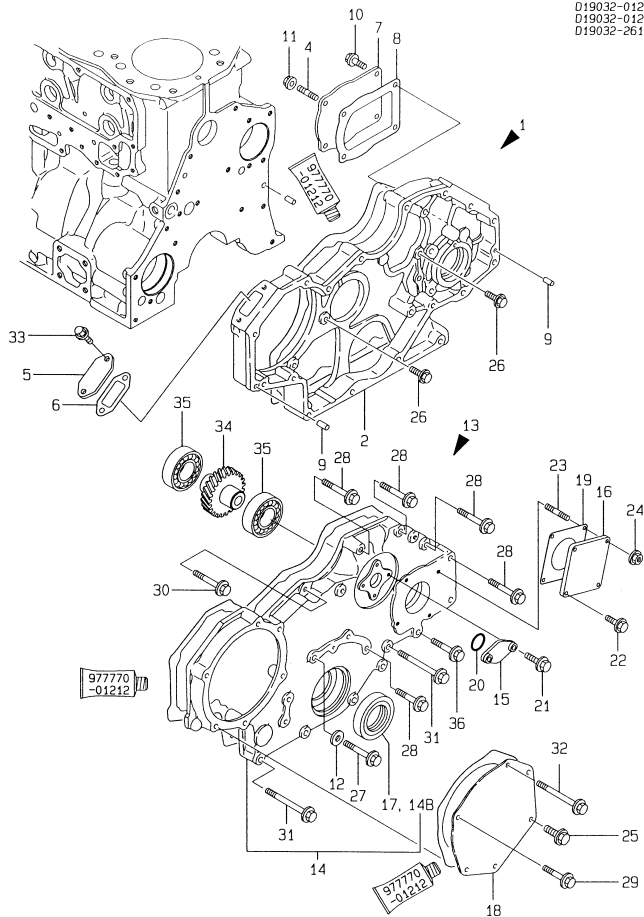
N056118



# Engine for TB045 3TN100L-TBZ

Y0003523  
3TN100L-TBZ

## 2 ギヤケース GEAR HOUSING



D19032-01200  
D19032-01210  
D19032-26100

-----  
1 1803 1 ( 2 ) ギヤケース (A)=3TN100L-TBZ (D)=  
1 (1801) 1 GEAR HOUSING (B)=  
-----  
Y0003523 (C)= (E)= (F)=

94.05.12

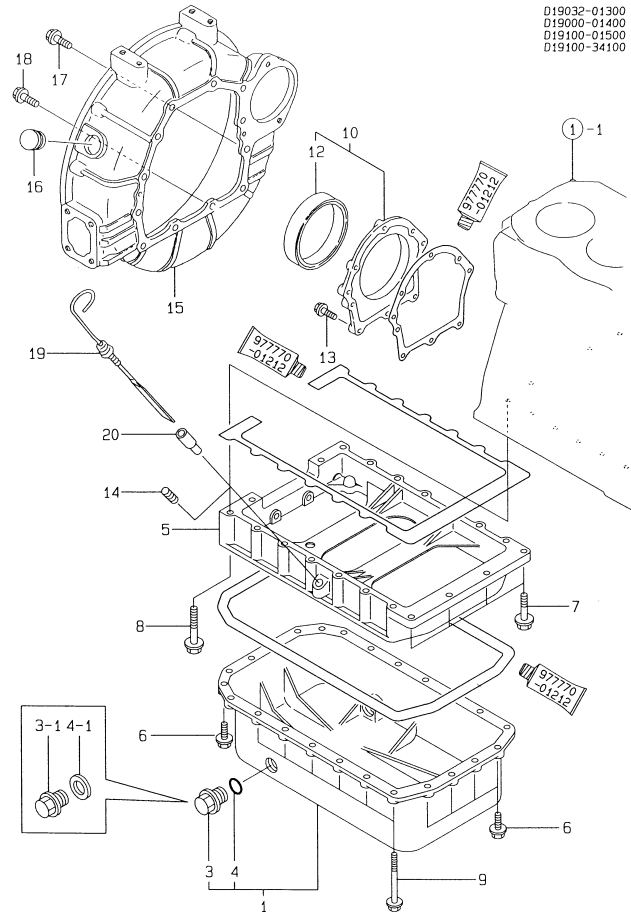
REF. LEV.	PART NO.	DESCRIPTION	QTY	P	U	A	R	
REF. LEV.	PART NO.	DESCRIPTION	(A)	(B)	(C)	(D)	(E)	(F)
1	719129-01611	ギヤケース CMP	1					
2	719129-01500	カバー ASSY	1					
4	121850-01920	スタッド (20 8X22)	2					
5	119000-01740	カバー	1					(G)
6	119000-01770	GASKET, FLANGE	1					(G)
6-1	119000-01771	GASKET, (NON ASB.)	1					(G)
7	124610-01851	カバー	1					(G)
8	124610-01861	GASKET, COVER	1					(G)
8-1	124610-01862	GASKET, (NON-ASB.)	1					(G)
9	129100-01580	パラレルピン 8X16	2					
10	26106-080202	ボルト M 8X 20	2					
11	26366-080002	ナット M 8	2					
12	43400-500420	シールワッシャー (SPCC-鋼, B)	1					
I 12-1	22190-080003	シールワッシャー	1					N
13	719129-01601	ギヤケース CMP	1					
14	119006-01590	カバー	1					W
14B	121850-01800	シール	1					W
15	121023-01550	カバー, BLIND	1					
16	124240-01871	カバー, HO-P	1					
17	121850-01800	シール	1					Z
18	119000-01930	カバー	1					
19	124240-01883	GASKET, (NON-ASB.)	1					(G)
20	24341-000240	O-RING 1A S 24.0	1					
21	26106-080182	ボルト M 8X 18	2					
22	26106-080202	ボルト M 8X 20 PLATED	2					
23	121850-01920	スタッド (20 8X22)	2					
24	26366-080002	ナット M 8	2					
25	26106-080182	ボルト M 8X 18 PLATED	1					
26	26106-080202	ボルト M 8X 20 PLATED	5					
27	26106-080402	ボルト M 8X 40 PLATED	1					
28	26106-080452	ボルト M 8X 45 PLATED	3					
29	26106-080452	ボルト M 8X 45 PLATED	6					
30	26106-080552	ボルト M 8X 55 PLATED	1					
31	26106-080752	ボルト M 8X 75 PLATED	4					
32	26106-080902	ボルト M 8X 90 PLATED	2					
33	26106-080252	ボルト M 8X 25 PLATED	2					
34	119100-26200	ギヤ	1					
35	24101-060064	ボールベアリング 6006	2					
35-1	24105-060064	ボールベアリング 6006Z	2					N
36	26106-080352	ボルト M 8X 35 PLATED	1					

REMARKS (注)  
(G) 図面NO.18 / 部品NO.1,1-1,1-2 (G) THESE PARTS ARE SOLD BY FIG.18,  
を参照してください。 REF.NO.1,1-1,1-2.

Y044037

Y0003523  
3TN100L-TBZ

3 フライホイールハウジング & オイルパン  
FLYWHEEL HOUSING & OIL SUMP



D19032-01300  
D19000-01400  
D19100-01500  
D19100-34100

-----  
I 1804 I  
I (1801) I  
-----  
Y0003523  
94.05.12

( 3 ) フライホイールハウジング & オイルパン  
FLYWHEEL HOUSING & OIL SUMP (A)=3TN100L-TBZ (D)=  
(B)= (E)=  
(C)= (F)=

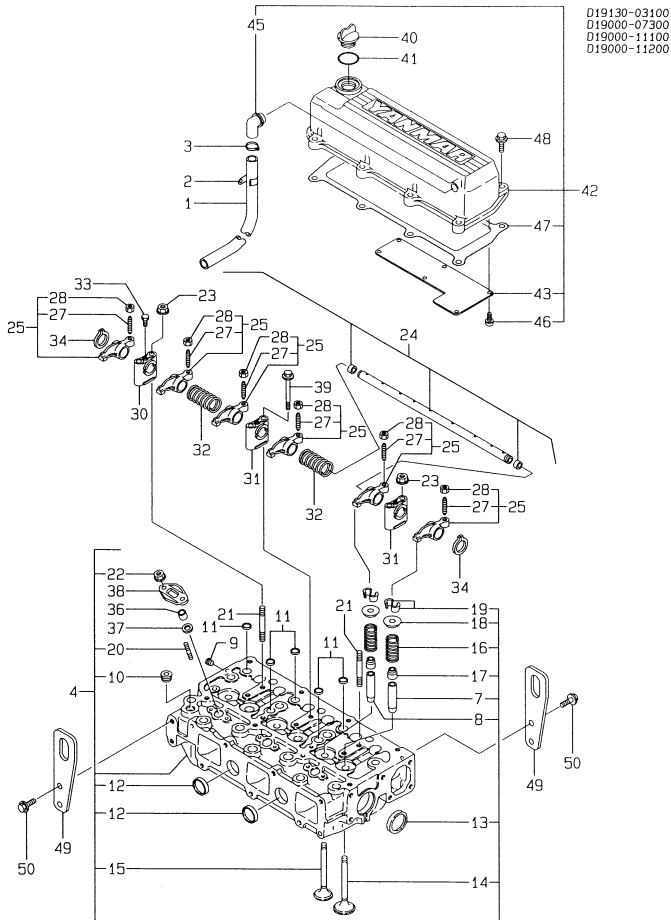
REF.	LEV.	PART NO.	DESCRIPTION	QTY	P	U	A	R
1	.	119000-01780	オイルパン COMP	1				
3	..	171301-01640	プラグ M22	2				
3-1	..	171301-01640	プラグ M22	1				K
(A=EEXXX )								
I 3-	2 ..	119640-01640	ドリルプラグ M22	1				S
(A=E11530 )								
4	..	24341-000240	O-RING 1A S 24.0	2				
4-1	..	24341-000240	O-RING 1A S 24.0	1				K
(A=EEXXX )								
I 4-	2 ..	22190-220002	シールワッシャー M22	1				S
(A=E11530 )								
5	.	119000-01730	スペーサー (オイルパン)	1				
6	.	26106-080252	ボルト M 8 X 25 PLATED	8				
7	.	26106-080352	ボルト M 8 X 35 PLATED	2				
8	.	26106-080702	ボルト M 8 X 70 PLATED	4				
9	.	26106-080802	ボルト M 8 X 80 PLATED	14				
10	.	119100-01640	オイルパン用 O-RING	1				
12	..	124411-01780	シール O-RING MTC95.115.10	1				
13	..	26106-080252	ボルト M 8 X 25 PLATED	8				
14	.	124976-34850	キャップ	1				
15	.	119130-01600	ハウジング (フライホイール)	1				
15-1	.	119032-01601	ハウジング (フライホイール)	1				N
(A=E08144 )								
16	.	119620-01750	キャップ (フライホイール)	1				
17	.	26106-100252	ボルト M10 X 25 PLATED	8				
18	.	26106-100302	ボルト M10 X 30 PLATED	4				
19	.	119100-34800	ゲージ (オイル)	1				
20	.	121520-34810	ガイド (オイル)	1				

NO56120

# Engine for TB045 3TN100L-TBZ

Y0003523  
3TN100L-TBZ

## 4 シリンダヘッド & ボンネット CYLINDER HEAD & BONNET



019130-03100  
019000-07300  
019000-11100  
019000-11200

-----+  
I 1805 + ( 4 ) シリンダヘッド & ボンネット (A)=3TN100L-TBZ (D)=  
I 180111 + CYLINDER HEAD & BONNET (B)= (E)=  
-----+ (C)= (F)=  
Y0003523 94.05.12

REF.	LEV.	QTY	PART NO.	DESCRIPTION	UNIT	REMARKS	P	U	A	R
1	.	1	171350-03090	パイプ・ブレイザー L900	PIPE, BREATHER					
2	.	1	129150-03100	リテーナ	RETAINER					
I 3	.	1	23000-022000	クランプ 22	CLAMP 22					Z
I (A)=10580										
4	.	1	719000-11700	シリンダヘッド CMP	HEAD ASSY, CYLINDER					
7	..	3	121850-11160	ガイド	GUIDE, VALVE					
8	..	3	119000-11170	バルブガイド EXH	GUIDE, VALVE 'EXH.					
9	..	1	123385-82200	プラグ 1/16	PLUG					
10	..	1	23871-030000	プラグ PT3/8, スクリュー	PLUG PT3/8, SCREW					
11	..	5	27241-160000	プラグ 16	PLUG 16					
12	..	2	27241-280000	プラグ 28	PLUG 28					
13	..	2	27241-400000	プラグ 40	PLUG 40					
14	..	3	121850-11100	バルブ (吸気)	VALVE, SUCTION					
15	..	3	119000-11110	バルブ (排気)	VALVE, EXHAUST					
16	..	6	121850-11120	バネ	SPRING, VALVE					
17	..	6	121850-11150	シール	SEAL, VALVE STEM					(G)
18	..	6	121850-11180	リテーナ	RETAINER, SPRING					
19	..	6	124250-11190	コッター	COTTER					
20	..	6	26216-060252	スタッド M 6X 25	STUD M 6X 25 PLATED					
21	..	2	26216-080652	スタッド M 8X 65	STUD M 8X 65 PLATED					
22	..	6	26366-060002	ナット M 6	NUT M 6					
23	..	2	26366-080002	ナット M 8	NUT M 8					
24	..	1	119000-11240	シャフト CMP	SHAFT ASSY, ROCKER					
25	..	6	719000-11650	シャフト CMP	ARM ASSY, ROCKER					
27	..	6	119000-11230	バルブ	SCREW, VALVE					
28	..	6	129150-11750	ナット M8XPI-D	NUT M8XPI-D					
30	..	1	119000-11260	ブラケット (A)	BRACKET (A)					
31	..	2	119000-11270	ブラケット (B)	BRACKET (B)					
32	..	2	119000-11280	バネ	SPRING					
33	..	1	119000-11290	ボルト	BOLT, SET					
34	..	2	22242-000180	クリップ	CIRCLIP					
36	..	3	119625-11870	プロテクター	PROTECTOR, NOZZLE					(G)
37	..	3	119625-11880	ノズル	SEAT, NOZZLE					(G)
38	..	4	119625-11900	リテーナ	RETAINER					
39	..	3	26106-080652	ボルト M 8X 65	BOLT M 8X 65 PLATED					
40	..	1	124160-01751	キャップ・オイル供給	CAP, LUB.OIL SUPPLY					
41	..	1	24311-000320	Oリング 1A P 32.0	O-RING 1A P-32.0					(G)
42	..	1	119000-11311	ボンネット CMP	BONNET ASSY					
43	..	1	119000-03200	カバー・ブレイザー	COVER, BREATHER CHMBR					
45	..	1	119100-11330	ジョイント・ブレイザー	JOINT, BREATHER					
46	..	7	26022-050122	スクリュー M 5X 12	SCREW M 5X 12					
47	..	1	119000-11320	ガスケット・ボンネット	GASKET, BONNET					
48	..	8	26106-080252	ボルト M 8X 25	BOLT M 8X 25 PLATED					
49	..	2	119000-07200	リフター	LIFTER					
50	..	4	26106-100202	ボルト M10X 20	BOLT M10X 20 PLATED					

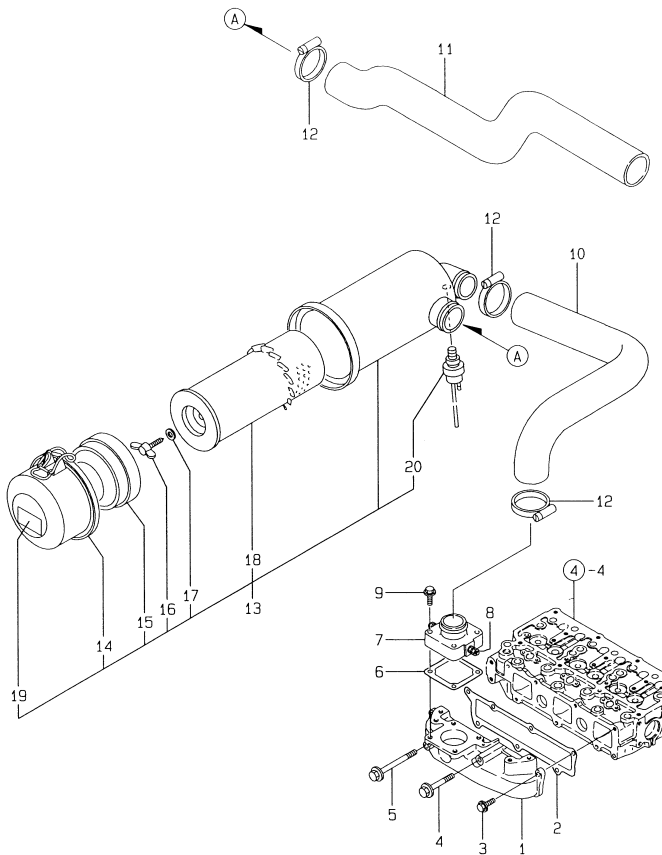
REMARKS (注)  
(G) THESE PARTS ARE SOLD BY FIG.18,  
I REF.NO.1,1-1,1-2.

N056123

Y0003523  
3TN100L-TBZ

5 キュウキマニホルド & エアクリーナ  
SUC.MANIFOLD & AIR CLEANER

D19006-12100  
D19006-77500  
D19032-93020



-----  
1 1806 1 ( 5 ) キュウキマニホルド & エアクリーナ  
SUCTION MANIFOLD & AIR CLEANER(A)=3TN100L-TBZ (D)=  
-----  
Y0003523 (B)= (E)= (F)=  
94.05.12

REF.	LEV.	PART NO.	ナメ	DESCRIPTION	QTY	UNIT	REMARKS
1	-	119000-12100	SUCマニホルド	MANIFOLD, SUCTION	1		
2	-	119000-12110	PK(SUCマニホルド)	GASKET, SUC.MANIFOLD	1		(G)
3	-	26106-080202	ボルト M8 X 20	BOLT M 8X 20 PLATED	5		
4	-	26106-080702	ボルト M8 X 70	BOLT M 8X 70 PLATED	1		
5	-	26106-081152	ボルト M8 X 115	BOLT M 8X115 PLATED	1		
6	-	121850-77020	PK(エアヒーター)	GASKET, AIR HEATER	1		(G)
6-1	-	121850-77021	PK(エアヒーター)	GASKET, (NON-ASB.)	1	N	(G)
7	-	121850-77050	ヒーター (エア)	HEATER, AIR	1		
8	-	129100-77820	ケーブル L=100	CORD, EARTH	1		
9	-	26106-080352	ボルト M8 X 35	BOLT M 8X 35 PLATED	4		
10	-	119032-12250	パイプ	PIPE, AIR INTAKE	1		
11	-	119032-12260	パイプ	PIPE	1		
12	-	23000-070000	クランプ 70	CLAMP 70	3		
13	-	119032-12500	エアクリーナ	CLEANER, AIR	1		
14	-	121850-12530	ダストパン ASSY	PAN COMPL.,DUST	1		
15	-	121492-12700	バフ	BAFFLE	1		
16	-	121120-12561	クランプ	CLAMP	1		
17	-	121120-12571	エレメント	ELEMENT, AIR CLEANER	1		
18	-	121850-12510	ラベル (エアクリーナ)	LABEL, AIR CLEANER	1		
19	-	121258-12600	インジケータ	INDICATOR	1		
20	-	121262-12800	インジケータ	INDICATOR	1		

REMARKS (注)  
(G) 図18の部品 No.18 / 図18の部品 No.1,1-1,1-2 (G) THESE PARTS ARE SOLD BY FIG.18,  
参照してください。 REF.NO.1,1-1,1-2.

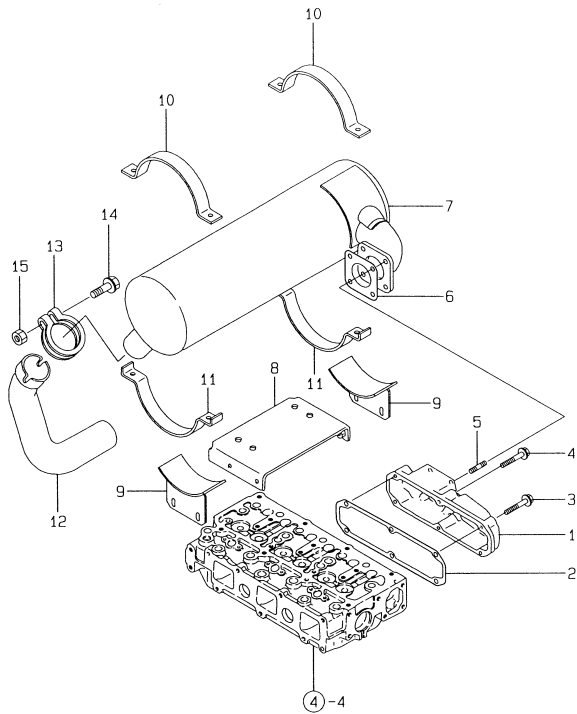
N056128

# Engine for TB045 3TN100L-TBZ

Y0003523  
3TN100L-TBZ

## 6 ハイキマニホルド & サイレンサ EXH. MANIFOLD & SILENCER

D19000-13100TK  
D19032-93020



-----+  
I 1807 I  
I 1801 I  
+-----+  
Y0003523

( 6 ) ハイキマニホルド & サイレンサ  
EXHAUST MANIFOLD & SILENCER (A)=3TN100L-TBZ (D)=  
(B)= (E)=  
(C)= (F)=

94.05.12

REF.	LEV.	PART NO.	DESCRIPTION	QTY	UNIT	REMARKS
1	-	119000-13100	EXH. MANIFOLD	1		
2	-	119000-13200	GASKET, EXH. MANIFOLD	1		(G)
3	-	26106-080402	BOLT M 8X 40 PLATED	4		
4	-	26106-080502	BOLT M 8X 50 PLATED	2		
5	-	26216-080222	STUD M 8X 22 PLATED	4		
6	-	129400-13200	GASKET, SILENCER	1		(G)
6-1	-	129400-13201	GASKET, (NON-ASB.)	1	N	(G)
7	-	119032-13500	SILENCER	1		
8	-	119032-13650	BRACKET, SILENCER	1		
9	-	171091-13640	STAY, SILENCER	2		
10	-	171091-13670	BAND	2		
11	-	171091-13680	BAND (LOWER)	2		
12	-	119032-13570	PIPE, EXHAUST	1		
12-1	-	119032-13571	TAIL PIPE (EXH.)	1	N	
13	-	121423-13580	CLAMP	1		
14	-	26106-100652	BOLT M10X 65 PLATED	1	Z	
15	-	26706-100002	NUT M10	1	Z	

----- REMARKS (注) -----  
(G) 図面NO.18 / 部品NO.1,1-1,1-2 (G) THESE PARTS ARE SOLD BY FIG.18,  
に於て別注品として取扱う。 I REF.NO.1,1-1,1-2.

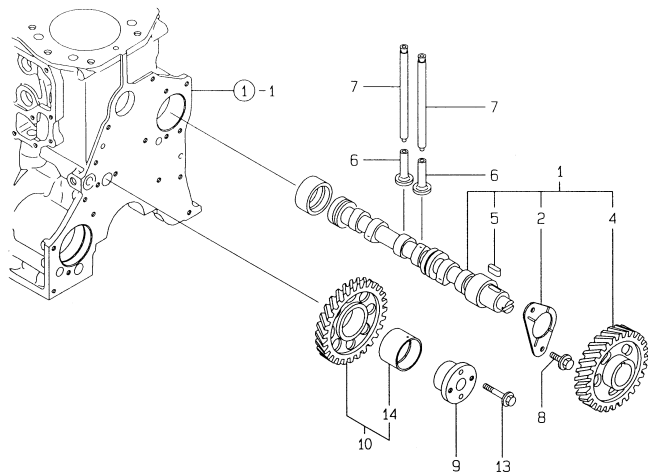
Y054704

# Engine for TB045 3TN100L-TBZ

Y0003523  
3TN100L-TBZ

## 7 カムシャフト & クドウギヤ CAMSHAFT & DRIVING GEAR

D19000-14100  
D19000-25100



-----+  
1 1808 1 ( 7 ) カムシャフト & クドウギヤ 94.05.12  
11180111 CAMSHAFT & DRIVE GEAR (A)=3TN100L-TBZ (D)=  
-----+ (B)= (E)=  
Y0003523 (C)= (F)=

REF.	LEV.	PART NO.	説明	DESCRIPTION	---Q'TY(個数)---	I	P	U	A	R
					(A)(B)(C)(D)(E)(F)					
1	-	119000-14000	カムシャフト CMP	CAMSHAFT ASSY	1					
2	..	119000-02450	スラストベアリング	BEARING, THRUST	1					
4	..	119000-14100	ギヤ(カムシャフト)	GEAR, CAMSHAFT	1					
5	..	22512-070140	7X14のキー	KEY 7X 14	1					
6	-	119000-14200	タップ	TAPPET	6					
7	-	129150-14400	プッシュロッド	ROD, PUSH	6					
8	-	26106-080162	8X16のボルト	BOLT M 8X 16 PLATED	2					
9	-	119000-25050	シャフト(アイドルギヤ)	SHAFT, IDLE GEAR	1					
10	-	119000-25100	アイドルギヤアッセンブリ	GEAR ASSY, IDLE	1					
13	-	26013-080452	8X45のボルト	BOLT M 8X 45	2					
14	-	119000-25930	アイドルギヤブッシュ	BUSH, IDLE GEAR	1					(1)

----- REMARKS (注) -----  
(1) 修理部品 REPAIR PART. NOS6131

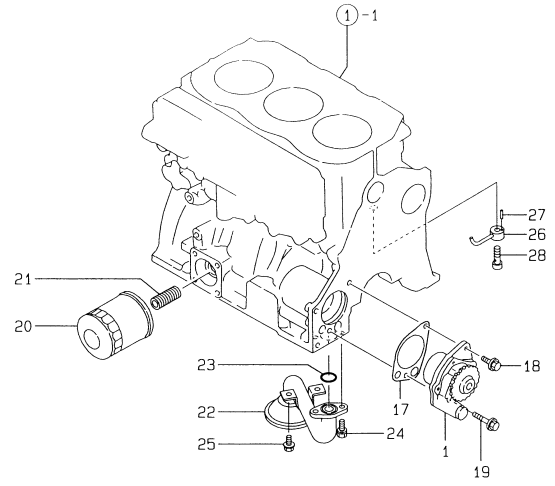


# Engine for TB045 3TN100L-TBZ

Y0003523  
3TN100L-TBZ

## 9 L.O. システム LUB.OIL SYSTEM

019000-32100  
019100-35100  
019100-35200  
019000-39200



-----+  
1 1810 1 ( 9 ) LO システム 94.05.12  
1 1801 1 LUB. OIL SYSTEM (A)=3TN100L-TBZ (D)=  
-----+ (B)= (E)=  
Y0003523 (C)= (F)=

REF.	LEV.	PART NO.	DESCRIPTION	QTY	UNIT	REMARKS
1	-	119000-32001	LO-P CMP	1		
17	-	119000-32020	ポンプシール (LOP)	1		(G)
18	-	26106-080162	ボルト M 8X 16	1		
19	-	26106-080502	ボルト M 8X 50	1		
20	-	119100-35100	ストレーナー	1		
20-1	-	119005-35100	フィルタ 80X100L	1		R
21	-	119000-35140	スタッド (LOフィルタ)	1		
22	-	119100-35090	LO吸込パイプ CMP	1		
23	-	24311-000220	O-RING 1A P 22.0	1		
24	-	26013-080162	ボルト M 8X 16	2		
25	-	26106-080162	ボルト M 8X 16	2		
26	-	119000-39650	ノズル (ピストンジェット)	3		
27	-	22351-030010	スプリングピン 3X10	3		
28	-	23857-030000	ジョイントボルト 3	3		

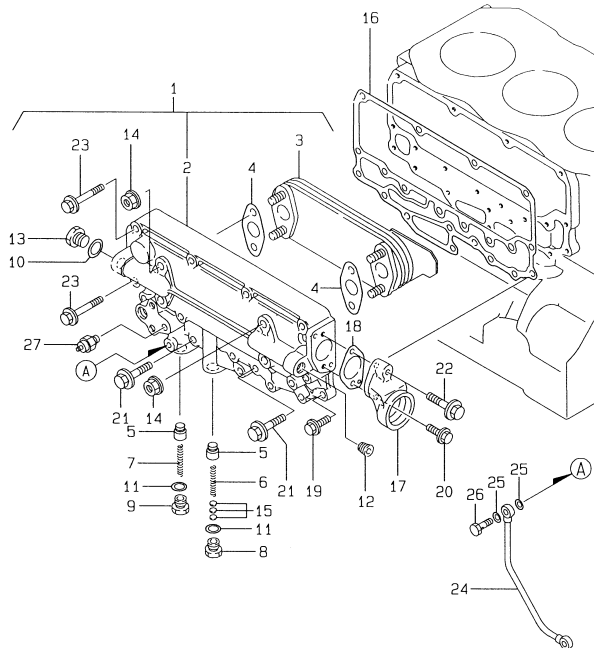
REMARKS (注)  
(G) 図18 / 部品NO.1,1-1,1-2 (G) THESE PARTS ARE SOLD BY FIG.18,  
に付随して提供される。 1 REF.NO.1,1-1,1-2.  
N056140



Y00D3523  
3TN100L-TBZ

10 オイルクーラーケース  
OIL COOLER HOUSING

D19000-33100  
D19000-39100  
D19100-39400



-----+  
I 1B11 I ( 10 ) オイルクーラー (A)=3TN100L-TBZ (D)=  
I (1B01) I OIL COOLER CASE (B)= (E)=  
+-----+ (C)= (F)=  
Y00D3523 94.05.12

REF.	LEV.	PART NO.	DESCRIPTION	QTY	UNIT	REMARKS
1	..	719000-33700	オイルクーラー	1		
2	..	119000-33010	オイルクーラーケース	1		
3	..	119000-33050	オイルクーラー	1		
4	..	121952-33070	PK(LOU-5)	2		(G)
4-1	..	121952-33071	PK(LOU-5)(ノック)	2		(G) N
5	..	119000-34030	バルブ(LOU)	2		
6	..	124411-35520	スプリング(LOU)	1		
7	..	121952-39830	バネ	1		
8	..	124223-35510	リテーナ	1		
9	..	123672-84530	リテーナ	1		
10	..	23414-160000	パッキン(丸) 16	1		
11	..	23414-180000	パッキン(丸) 18	2		
12	..	23871-030000	ボルトPT 3/8	1		
13	..	23887-160002	プラグ 16,HEX.	1		
14	..	26376-100002	U-NUT MID 10	4		
15	..	121850-35230	シム (T+1.0)	5		
16	..	119000-33020	PK(オイルクーラー)	1		(G)
16-1	..	119000-33021	PK(オイルクーラー)(ノック)	1		(G) N
I 16-2	..	119000-33022	PK(オイルクーラー)(ノック)	1		(G) N
17	..	119000-33030	バネ	1		
18	..	119000-33040	PK(バネ)	1		(G)
18-1	..	119000-33041	PK(バネ)(ノック)	1		(G) N
19	..	26106-080202	ボルト M 8 X 20	3		
20	..	26106-080202	ボルト M 8 X 20 PLATED	1		
21	..	26106-080352	ボルト M 8 X 35	8		
22	..	26106-080352	ボルト M 8 X 35 PLATED	1		
23	..	26106-080502	ボルト M 8 X 50	10		
24	..	119000-39350	パイプ, LUB.OIL	1		
25	..	23414-080000	パッキン(丸) 8	2		
26	..	23857-030000	ジョイントボルト 3	3		
27	..	121250-39450	送信機 (1.0KG)	1		

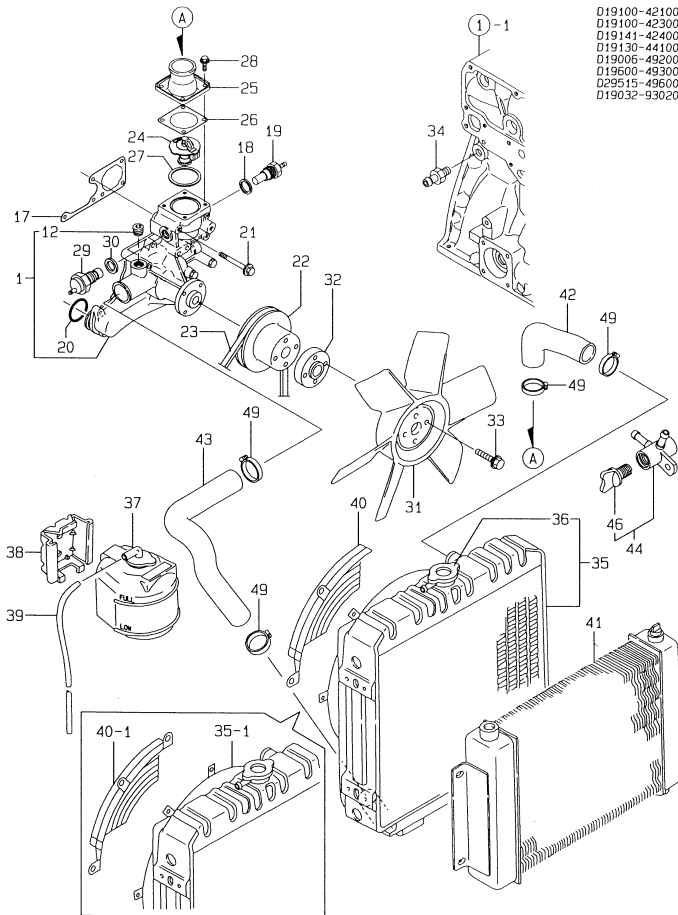
REMARKS (E)=  
(G) 図18 / 図18-1,1-1,1-2 (G) THESE PARTS ARE SOLD BY FIG.18,  
この図18-1,1-1,1-2。 REF.NO.1,1-1,1-2.

N056141

# Engine for TB045 3TN100L-TBZ

Y0003522  
3TN100L-TBZ

## 11 CWシステム COOLING WATER SYSTEM



D19100-42100  
D19100-42300  
D19141-42400  
D19130-44100  
D19006-49200  
D19600-49300  
D29515-49600  
D19032-93020

-----  
1 1812 1 ( 11 ) CW 529Z 94.05.12  
1 1801 1 COOLING WATER SYSTEM (A)=3TN100L-TBZ (D)=  
----- (B)= (E)=  
Y0003523 (C)= (F)=

REF.	LEV.	QTY	PART NO.	DESCRIPTION	QTY	P	U	A	R
1	1	1	119006-42000	CWポンプ CMP(4E)	1				
1-1		1	119006-42001	CWポンプ CMP (9-イナ)	1				N
			(A=E04208)						
12	..	1	23871-030000	プラグPT3/8	1				
17	..	1	119000-42020	PK(CW-P)	1				(G)
17-1		1	119000-42021	PK(CW-P)(ノック)	1				N (G)
			(A=E03907)						
18	..	1	129150-49360	PK 10	1				
19	..	1	171056-49351	センサー	1				
20	..	1	24311-000360	O-RING 1A P 36.0	1				(G)
21	..	5	26106-080652	BOLT M 8X 65 PLATED	5				
22	..	1	119000-42250	PULLEY, C.W.PUMP	1				
23	..	1	171087-42280	V-BELT (A-44)	1				
I 23-1		1	129052-96150	V-BELT (A=45)	1				S
			(A=E10195)						
24	..	1	119000-48170	サーモスタット(71°C)	1				
25	..	1	121850-49530	カバー, THERMOSTAT	1				
26	..	1	121850-49540	サーモスタット(128400-49540)	1				(G)
27	..	1	121850-49550	サーモスタット	1				(G)
28	..	4	26014-060142	BOLT M 6X 14	4				
29	..	1	121250-44901	サーモスタット(110°C)	1				
30	..	1	124465-44950	GASKET 16	1				
31	..	1	121950-44741	FAN, COOLING	1				
32	..	1	119130-44760	SPACER, FAN	1				
33	..	4	26014-080452	BOLT M 8X 45	4				
34	..	1	121550-49111	ジョイント PT1/4	1				
35	..	1	119032-44500	ラジエーター	1				
I 35-1		1	119032-44501	ラジエーター	1				S
			(A=E11443)						
36	..	1	124450-44590	サブタンク	1				
37	..	1	120445-44530	CMP, SUB-TANK	1				
38	..	1	120445-44540	ブラケット, SUB-TANK	1				
39	..	1	127420-44560	パイプ(10-10)	1				
40	..	1	119032-44590	ワイヤ	1				
I 40-1		1	119032-44591	ワイヤ	1				S
			(A=E11443)						
41	..	1	171001-44900	クーラー, OIL	1				
42	..	1	121970-49010	パイプ (A), C. WATER	1				
43	..	1	119130-49020	パイプ (B), C. WATER	1				
44	..	1	129150-49100	コック ASSY, 3-WAY	1				
46	..	1	129150-49080	コック, DRAIN	1				
49	..	4	23010-050000	クランプ 50	4				

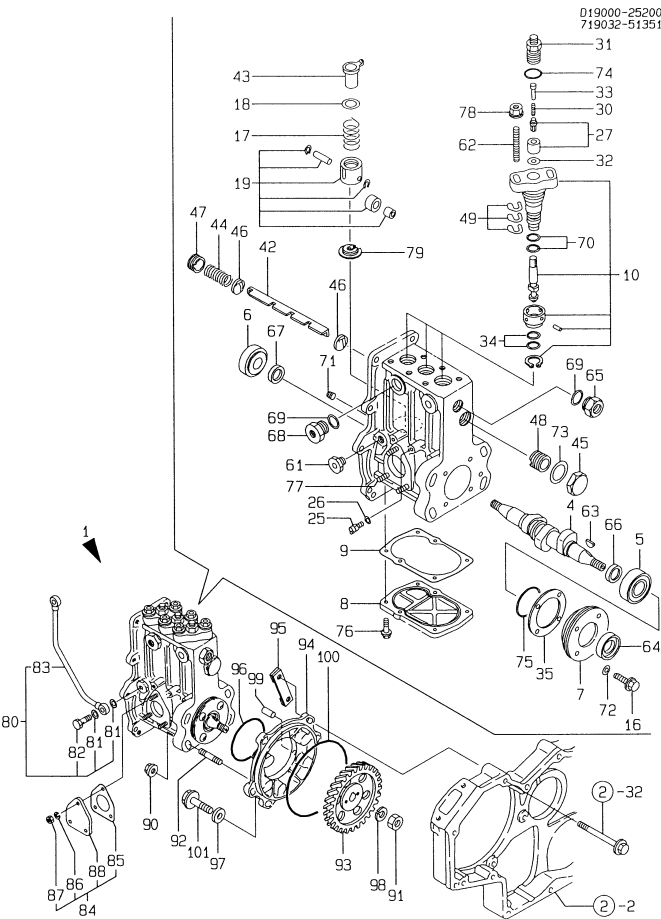
REMARKS (注)  
(G) 図面 No. 18 / 部品 No. 1, 1-1, 1-2 (G) THESE PARTS ARE SOLD BY FIG. 18,  
2, 2 部品 No. 1, 1-1, 1-2. REF. NO. 1, 1-1, 1-2.

N056147

# Engine for TB045 3TN100L-TBZ

Y0003523  
3TN100L-TBZ

## 12 FOポンシャポン FUEL INJECTION PUMP



-----  
1 1B13 (12) FOポンシャポン  
(1801) FUEL INJECTION PUMP  
-----  
Y0003523

94.05.12  
(A)=3TN100L-TBZ (D)=  
(B)= (E)=  
(C)= (F)=

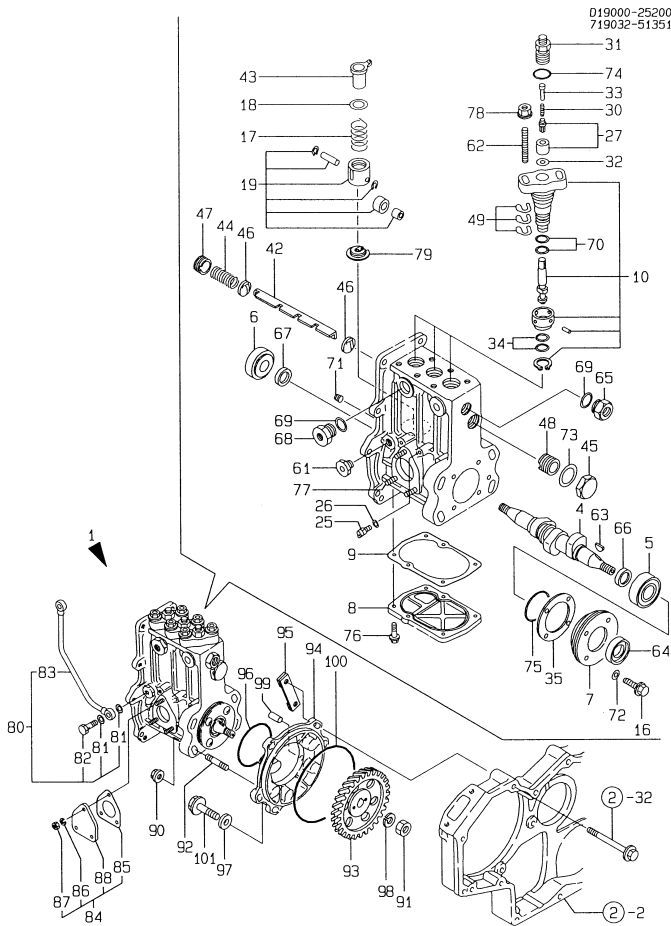
REF.	LEV.	PART NO.	DESCRIPTION	QTY	P	U	A	R	
				(A)	(B)	(C)	(D)	(E)	(F)
1	.	719032-51351	FOポンシャポン ASSY	1					(1)
4	...	119000-51030	カムシャフト (FOP)	1					
35	...	119000-51050	ベアリング	1					
6	...	122710-51050	ベアリング ロール	1					
7	...	119000-51060	サポーター, ベアリング	1					
8	...	119000-51081	カバー, FUEL PUMP BTM	1					
9	...	119000-51091	ガスケット, SIDE COVER	1					
10	...	119000-51101	プランジャー CMP	3					
16	...	26106-060202	カムシャフト 6X 20	4					
17	...	119000-51161	スプリング	3					
18	...	119000-51170	シート, プランジャーSP	3					
19	...	119000-51201	カムシャフト CMP	3					
25	...	129155-51270	ロックピン, タペット	3					
26	...	129155-51280	カムシャフト	3					
27	...	128400-51300	カムシャフト, VALVE CMP	3					
30	...	119000-51330	カムシャフト, SPRING, DELIVERY VLV.	3					
31	...	119000-51340	カムシャフト, HOLDER, DELIVERY VLV.	3					
43	...	119000-51510	カムシャフト, GASKET, DELIVERY	3					
33	...	119000-51360	カムシャフト, STOPPER, DELIVERY	3					
34	...	119000-51410	カムシャフト, O-RING S18	6					
35	...	119000-51450	カムシャフト, SHIM SET, CAMSHAFT	1					
42	...	119000-51500	カムシャフト, RACK, CONTROL	1					
44	...	119000-51510	カムシャフト, SLLEEVE, CONTROL	3					
44	...	119000-51530	カムシャフト, SPRING, RACK AUX.	1					
45	...	119000-51550	カムシャフト, COVER, RACK	1					
46	...	119000-51570	カムシャフト, GUIDE, RACK	2					
47	...	119000-51580	カムシャフト, SCREW A, GUIDE CAP	1					
48	...	119000-51590	カムシャフト, SCREW B, GUIDE CAP	1					
49	...	119000-51650	カムシャフト, SHIM SET, ADJUSTING	6					
61	...	121850-51700	カムシャフト, BUSHING, OIL FEED	1					
62	...	119000-51800	カムシャフト, BOLT, BARREL MOUNTING	6					
63	...	144626-51090	カムシャフト, KEY 5X19	1					
64	...	119000-51900	カムシャフト, SEAL, OIL	1					
65	...	121952-51900	カムシャフト, ADAPTER	1					
66	...	119000-51911	カムシャフト, SPACER, CAMSHAFT	1					
67	...	122710-51920	カムシャフト, SPACER, CAMSHAFT	1					
68	...	144626-51940	カムシャフト, PLUG	1					
69	...	144626-51950	カムシャフト, O-RING 1016	3					
70	...	24341-000260	カムシャフト, O-RING 1A S-26.0	2					
71	...	137600-53900	カムシャフト, SCREW MAX6 6	1					
72	...	22190-060000	カムシャフト, SEAL WASHER 6 (BOLT)	4					
73	...	23414-220029	カムシャフト, GASKET 22	1					
74	...	24312-000150	カムシャフト, O-RING 2 P 15.0	3					
75	...	24341-000500	カムシャフト, O-RING 1A S-50.0	1					
76	...	26106-060182	カムシャフト, BOLT M 6X 18 PLATED	6					
77	...	26216-060162	カムシャフト, STUD M 6X 16 PLATED	3					Z
78	...	26366-080002	カムシャフト, NUT M 8	6					
79	...	119000-51181	カムシャフト, SEAT B, PLNGR. SPRING	3					
80	...	119000-51990	カムシャフト, PIPE	1					
81	...	23414-080000	カムシャフト, GASKET 8, ROUND	2					
82	...	23857-030000	カムシャフト, JOINT BOLT 3	1					
83	...	119000-39350	カムシャフト, PIPE, LUB.OIL	1					
84	...	119001-52000	カムシャフト, COVER, BRIND	1					Z
85	...	124410-51860	カムシャフト, GASKET	1					
85-1	...	124410-51861	カムシャフト, GASKET, (NON-ASB.)	1					N
85-2	...	124410-51861	カムシャフト, GASKET, (NON-ASB.)	1					Z
86	...	22217-060000	カムシャフト, SPRING WASHER 6	3					Z
87	...	26716-060002	カムシャフト, NUT M 6	3					Z
88	...	152623-51860	カムシャフト, CAP	1					Z
90	...	26366-100002	カムシャフト, NUT M10	4					
91	...	26776-180002	カムシャフト, NUT M18, LOCK	1					
92	...	121850-01900	カムシャフト, STUD M10X32	4					

\*\* CONTINUE (次ページ) \*\* N056151

# Engine for TB045 3TN100L-TBZ

Y0003523  
3TN100L-TBZ

## 12 FO7ンシャポンフ FUEL INJECTION PUMP



-----+  
I 1B14 I  
I (1B01) I  
+-----+  
Y0003523

( 12 ) FO 7ンシャポンフ  
FUEL INJECTION PUMP

94.05.12  
(A)=3TN100L-TBZ (D)=  
(B)= (E)=  
(C)= (F)=

REF.	LEV.	019000-25200 719032-51351	019000-25900 119000-25910 119000-25920 124410-51960 106100-55800 22217-180000 22351-050012 24341-001350 26106-080252	DESCRIPTION	QTY	UNIT	REMARKS
93	-		ギヤ(FI-P)	GEAR, FUEL INJ.PUMP	1		
94	-		トコナガイ(FI-P)	MOUNT, FUEL INJ.PUMP	1		
95	-		トコナク(トコナガイ)	RETAINER	1		
96	-		Oリング	O-RING	1		
97	-		ワッシャー(ワッシャー)	WASHER	3		
98	-		ワッシャー 18	SPRING WASHER 18	1		
99	-		ピン Sx12, SPRING	PIN Sx12, SPRING	1		
100	-		Oリング 1A S135.0	O-RING 1A S-135.0	1		
101	-		ボルト 8X 25	BOLT M 8X 25 PLATED	3		

REMARKS (注)

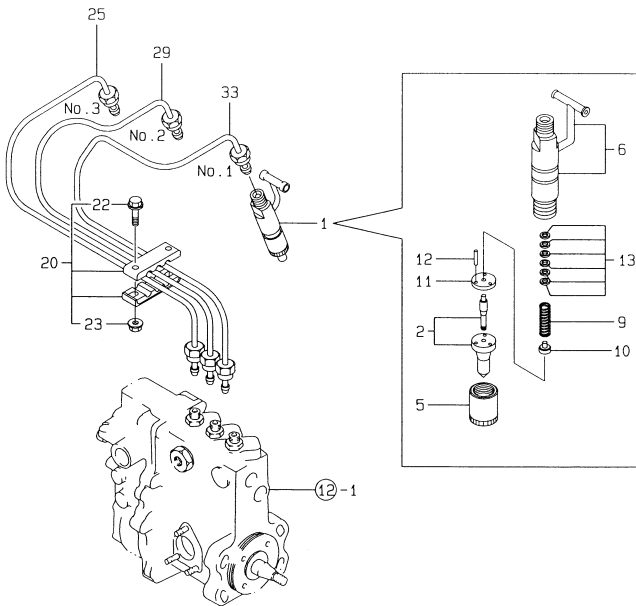
(1) 本図 NO.1, FO 7ンシャポンフ ASSY には GOVERNOR ASSY (FIG.15) IS INCORPORATED IN THIS FUEL INJECTION PUMP ASSY (REF. NO.1).

WD56151

Y0003523  
3TN100L-TBZ

13 FUEL INJECTION PIPE  
FUEL INJECTION LINE

D19000-53100  
D19000-59100



-----  
1 1B15 1  
1 (1801) 1  
-----  
Y0003523

( 13 ) FO FUEL INJECTION PIPE (A)=3TN100L-TBZ (D)=  
FUEL INJECTION PIPE (A)(B)(C)(D)(E)(F)=  
(B)= (E)=  
(C)= (F)=

94.05.12

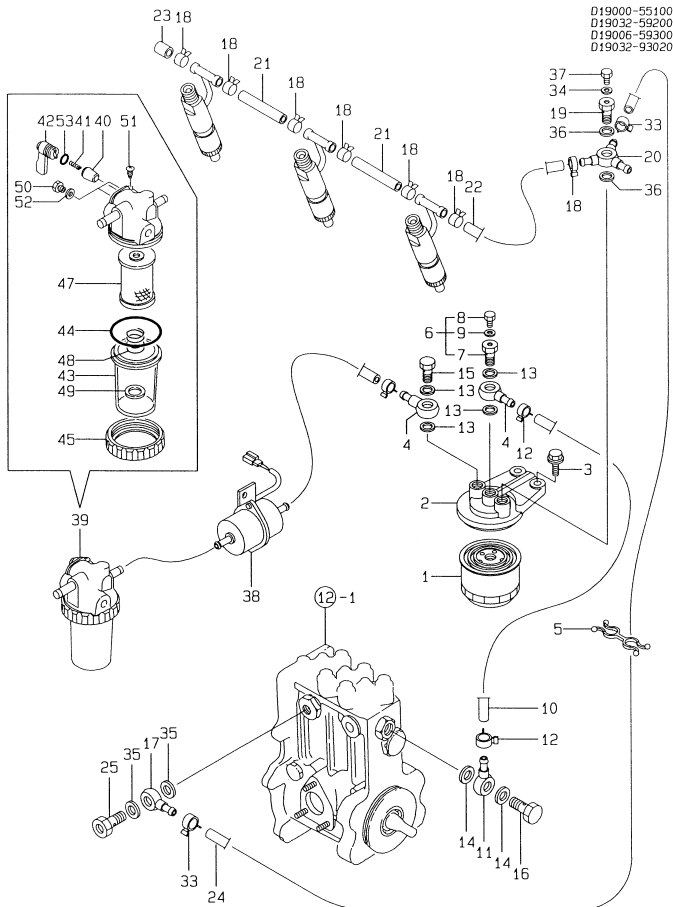
REF.	LEV.	PART NO.	DESCRIPTION	QTY	P/U	A	R
1	.	719000-53100	FO FUEL INJECTION PIPE ASSY	3			
2	..	119000-53000	ノズル CMP	3			
5	..	114250-53080	ノズルホルダ	3			
6	..	119000-53100	ノズルホルダ CMP	3			
9	..	114250-53120	ノズルホルダ CMP	3			
10	..	114250-53130	ノズルホルダ CMP	3			
11	..	114250-53140	ストッププレート	3			
12	..	114250-53210	ピン	3			
12-1	..	114250-53210	ピン	6			K
(A=EXXX )							
13	..	114250-53400	シムパック	3			
20	..	123372-59080	燃料分配パイプ CMP (3本)	1			
22	..	26106-060202	ボルト M 6 X 20	2			
23	..	26366-060002	ナット M 6	2			
25	..	119100-59820	燃料分配パイプ CMP	1			
29	..	119100-59830	燃料分配パイプ CMP	1			
33	..	119100-59840	燃料分配パイプ CMP	1			

N056153

# Engine for TB045 3TN100L-TBZ

Y0003523  
3TN100L-TBZ

## 14 FUEL LINE FUEL LINE



D19000-55100  
D19032-59200  
D19006-59300  
D19032-93020

\*\*\*\*\*  
I 1816 I  
I (1801) I  
\*\*\*\*\*  
Y0003523

( 14 ) FO FUEL  
FUEL OIL PIPE

(A)=3TN100L-TBZ (D)=  
(B)=  
(E)=  
(F)=

94.05.12

REF.	LEV.	PART NO.	DESCRIPTION	QTY	P	U	A	R
1	.	119000-55600	FO FUEL (1-1) (1)	1				
2	.	129470-55610	FO FUEL BODY	1				
3	.	26106-100252	BOLT M10X 25	2				
4	.	101304-59020	JOINT 12, PIPE	2				
5	.	121750-59890	RETAINER	1				
6	.	103854-59191	BOLT W/PLUG & SEAL	1				
7	..	103854-59201	BOLT, JOINT	1				
8	..	124060-59380	PLUG 6 (17-R)	1				
9	..	43400-500390	SEAL WASHER 6S	1				
I 9-1	..	22190-060002 (A=E11017)	SEAL WASHER 6	1				N
10	.	129129-59510	PIPE L=550	1				
11	.	121855-59880	JOINT	1				
12	.	23000-013000	CLAMP 13	2				
13	.	23414-120000	GASKET 12, ROUND	2				
I 13-1	..	43400-500450 (A=E04488)	SEAL WASHER 12S	2				N
I 13-2	..	22190-120002 (A=E11017)	SEAL WASHER 12	2				N
14	.	23414-140000	GASKET 14, ROUND	2				
I 14-1	..	43400-500470 (A=E04488)	SEAL WASHER 14S	2				N
I 14-2	..	22190-140002 (A=E11017)	SEAL WASHER 14	2				N
15	.	23857-060000	BOLT M6, JOINT	1				
16	.	23857-080000	JOINT BOLT 8	1				
17	.	101304-59020	JOINT 12, PIPE	1				
18	.	124066-59100	CLAMP 8	7				
19	.	129495-59300	BOLT, PIPE JOINT	1				
20	.	129470-59530	JOINT, FUEL RETN. PIPE	1				
21	.	119000-59550	PIPE, FUEL RETURN	2				
22	.	119000-59560	PIPE, FUEL RETURN	1				
23	.	129150-59580	CAP	1				
24	.	129255-59580	PIPE, FUEL	1				
25	.	129100-59951	VALVE ASSY, CHECK	1				
29	..	129100-59961	BODY, CHECK VALVE	1				
33	.	23000-013000	CLAMP 13	2				
34	.	23414-080000	GASKET 8, ROUND	1				
35	.	23414-120000	GASKET 12, ROUND	2				
I 35-1	..	43400-500450 (A=E04488)	SEAL WASHER 12S	2				N
I 35-2	..	22190-120002 (A=E11017)	SEAL WASHER 12	2				N
36	.	23414-140000	GASKET 14, ROUND	2				
I 36-1	..	43400-500470 (A=E04488)	SEAL WASHER 14S	2				N
I 36-2	..	22190-140002 (A=E11017)	SEAL WASHER 14	2				N
37	.	26106-080102	BOLT M 8X 10 PLATED	1				
38	.	129322-77401	FEED PUMP	1				
39	.	121850-55300	SEPARATOR ASSY, WATER	1				
40	..	104200-55321	VALVE, TAPER	1				
41	..	104200-55330	SPRING, TAPER VALVE	1				
42	..	104200-55341	HANDLE, COCK	1				
43	..	121254-55510	CUP, STRAINER	1				
44	..	102103-55520	O-RING	1				
45	..	110250-55610	RING, RETAINING	1				
47	..	121850-55710	SCREEN	1				
48	..	121257-55720	SPRING, SCREEN	1				
49	..	121257-55731	FLOAT	1				
50	..	101720-55750	PLUG 6	2				
51	..	104200-55750	SCREEN M 4	1				
52	..	23418-060000	GASKET 6, NYLON	2				
53	..	24311-240100	O-RING 1A P-10A	1				

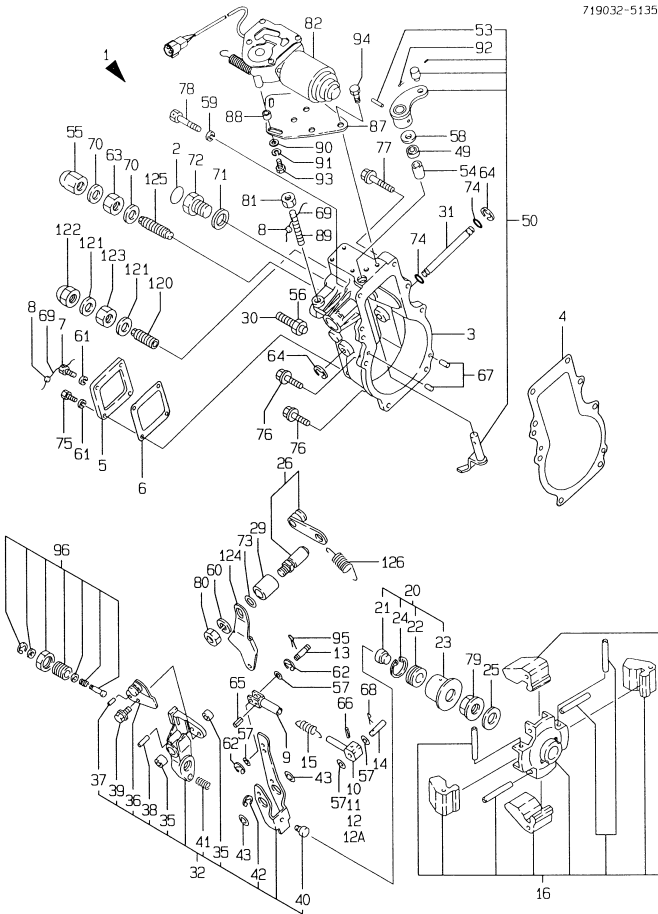
N056154

# Engine for TB045 3TN100L-TBZ

Y0003523  
3TN100L-TBZ

## 15 ガバナー GOVERNOR

719032-51351



-----  
1 1C01 ) ( 15 ) ガバナー GOVERNOR (A)=3TN100L-TBZ (D)=  
118011 ) (B)= (E)=  
\*\*\*\*\* (C)= (F)=  
Y0003523 94.05.12

REF.	LEV.	PART NO.	DESCRIPTION	QTY	UNIT	P	J	U	A	R
1	...	119023-61000	ガバナー 本体	GOVERNOR ASSY	1					
2	...	124610-51970	ラベル	LABEL	1					
3	...	119000-61011	ガバナー ケース	CASE, GOVERNOR	1					
4	...	119000-61050	ガバナー ケース ガasket	GASKET, GOV. CASE	1					
4-1	...	119000-61051 (A=E04208)	ガバナー ケース ガasket (非装着)	GASKET, (NON-ASB.)	1					N
5	...	120323-61060	後部カバー	COVER, REAR	1					
6	...	120323-61070	ガasket	GASKET	1					
7	...	129155-61090	カバー、ガバナー ケース	BOLT, GOV. CASE COVER	1					
8	...	135210-61090	リード	LEAD	2					
9	...	119000-61120	リンク	LINK	1					
10	...	119000-61140	リンク (マーク-1) L=40	LINK(MARK-1) L=40	1					
11	...	119000-61150	リンク (マーク-2) L=42	LINK(MARK-2) L=42	1					
12	...	119000-61160	リンク (マーク-3) L=44	LINK(MARK-3) L=44	1					
12A	...	119000-61080	リンク	LINK	1					W
13	...	119000-61170	ピン、リンク	PIN, LINK	1					
14	...	119000-61180	ピン、リンク	PIN, LINK	1					
15	...	119000-61190	スプリング	SPRING	1					
16	...	119000-61200	ガバナー 重量アッシー	WEIGHT ASSY, GOV.	1					
20	...	119000-61300	カム L=30	CMP L=30	1					
21	...	119000-61310	シフター	SHIFTER	1					
22	...	119000-61320	ベアリング、スラストボール	BEARING, THRUST BALL	1					
23	...	119000-61340	スリーブ	SLEEVE	1					
24	...	22262-000260	クリップ 26	CIRCLIP 26	1					
25	...	119000-61380	スペーサー	SPACER	1					
26	...	119000-61400	レバーアッシー、コントロール	LEVER ASSY, CONTROL	1					
29	...	119000-61430	ブッシュ、レバーシャフト	BUSH, LEVER SHAFT	1					
29-1	...	119100-61430 (A=E07901)	ブッシュ、レバーシャフト	BUSH, LEVER SHAFT	1					R
30	...	129470-61450	ボルト、リミット	BOLT, REVOL. LIMIT	1					
30-1	...	129155-61460 (A=1991.)	ボルト、リミット	BOLT, IDLE LIMIT	1					R
31	...	119000-61490	シャフト、ガバナーレバー	SHAFT, GOV. LEVER	1					
32	...	119000-61500	レバーアッシー、ガバナー	LEVER ASSY, GOVERNOR	1					
35	...	119000-61530	カム L=61500	CMP L=61500	2					
36	...	119000-61540	フック、ガバナースプリング	HOOK, GOVERNOR SPRING	1					
37	...	119000-61560	ピン、スプリングフック	PIN, SPRING HOOK	1					
37-1	...	119000-61561 (A=E09769)	ピン、スプリングフック	PIN, SPRING HOOK	1					N
38	...	22351-020016	スプリングピン 2X16	SPRING PIN 2X16	1					
38-1	...	22351-020012 (A=E04723)	スプリングピン 2X12	SPRING PIN 2X 12	1					N
39	...	26106-060122	ボルト M 6X 12	BOLT M 6X 12 PLATED	1					
40	...	124616-61540	シフター	SHIFTER	1					
41	...	121850-61600	スプリング、燃料コントロール	SPRING, FUEL CONTROL	1					
42	...	22272-000040	クリップ E-4	CIRCLIP E- 4	1					
43	...	119000-61630	シムパッド	SHIM PAD	1					
49	...	148616-61650	シール、オイル	SEAL, OIL	1					
50	...	119000-61801	レバーアッシー、ストップ	LEVER ASSY, STOP	1					
53	...	22351-030016	スプリングピン 3X16	SPRING PIN 3X16	1					
54	...	119000-61841	ブッシュ、ストップレバー	BUSH, STOP LEVER	1					
55	...	129100-61930	ナット、キャップ	NUT, CAP	1					
56	...	119000-61470	ナット	NUT	1					
57	...	22117-050000	ワッシャー 5	WASHER 5	4					
58	...	22137-080000	ワッシャー 8、研磨	WASHER 8, POLISHED	2					
59	...	22217-060000	スプリングワッシャー 6	SPRING WASHER 6	1					
60	...	22217-100000	スプリングワッシャー 10	SPRING WASHER 10	1					
61	...	22217-050000	スプリングワッシャー 5	SPRING WASHER 5	4					
62	...	22272-000040	クリップ E-4	CIRCLIP E- 4	2					
63	...	26777-120002	ロックナット M12	LOCK NUT M12	1					
64	...	22272-000080	クリップ E-8	CIRCLIP E- 8	2					
65	...	22351-030016	スプリングピン 3X16	SPRING PIN 3X16	1					
66	...	22351-030025	スプリングピン 3X25	SPRING PIN 3X25	1					
67	...	22351-050020	スプリングピン 5X20	SPRING PIN 5X20	2					
68	...	22360-050000	スナップピン 5	SNAP PIN 5	1					
68-1	...	22372-050000 (A=E06037)	スナップピン JASO 5	SNAP PIN JASO 5	1					R
69	...	22451-100000	ワイヤー 1.0	WIRE 1.0	2					

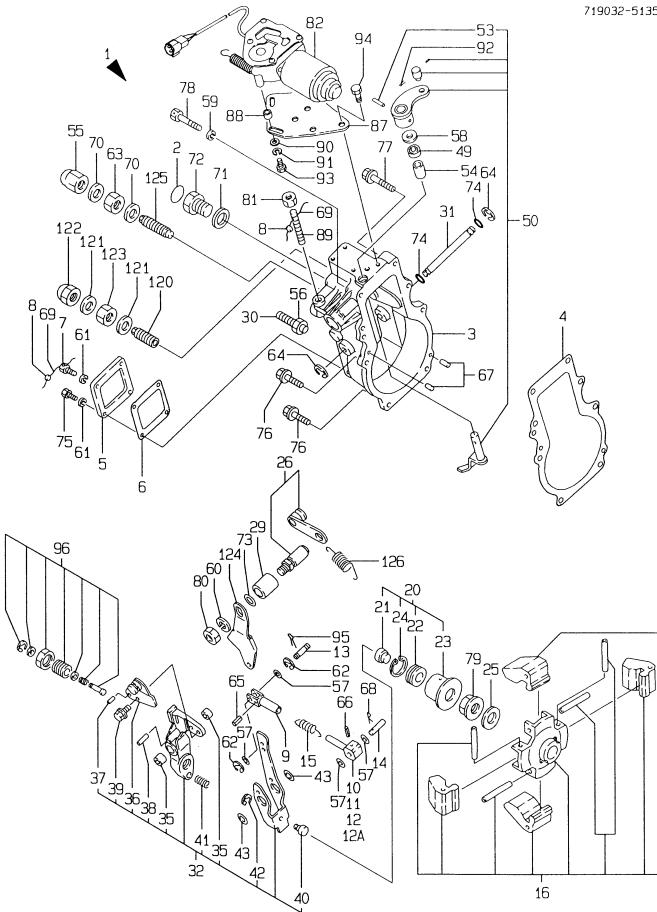
\*\* CONTINUE (別紙) \*\* Y044049

# Engine for TB045 3TN100L-TBZ

Y0003523  
3TN100L-TBZ

## 15 ガバナー GOVERNOR

719032-51351



94.05.12

-----  
1 1C02 1 (15) ガバナー GOVERNOR (A)=3TN100L-TBZ (D)=  
(B)= (E)=  
Y0003523 (C)= (F)=

REF. LEV.	QTY (A)	QTY (B)	QTY (C)	QTY (D)	QTY (E)	QTY (F)	P	U	A	R	
69- 1 ...	22453-060000										R
(A)=*1992.											
70 ...	43400-500450										
1 70- 1 ...	22190-120002										N
(A)=E11112											
71 ...	43400-500500										
1 71- 1 ...	22190-160002										N
(A)=E11112											
72 ...	23887-160002										
73 ...	24311-000110										
74 ...	24341-000080										
75 ...	26116-050102										
76 ...	26106-060222										
77 ...	26106-060352										
78 ...	26116-060356										
79 ...	26376-120002										
80 ...	26736-100002										
80- 1 ...	26606-100002										R
(A)=*1991.											
81 ...	26757-080002										
81- 1 ...	26756-080002										R
(A)=E07901											
82 ...	119032-61850										
87 ...	119000-61870										
88 ...	119000-61880										
89 ...	121855-61910										
90 ...	119000-61890										
91 ...	22217-050000										
92 ...	22417-160120										
93 ...	26116-050252										
94 ...	26116-080142										
95 ...	22417-120120										
96 ...	171091-61550										
120 ..	26911-080322										
121 ..	43400-500420										
1121- 1 ..	22190-080002										N
(A)=E11112											
122 ..	26667-080002										
123 ..	26757-080002										
123- 1 ..	26756-080002										R
(A)=E07901											
124 ..	119000-61440										
125 ..	120323-61470										
126 ..	119032-61700										

Y044049

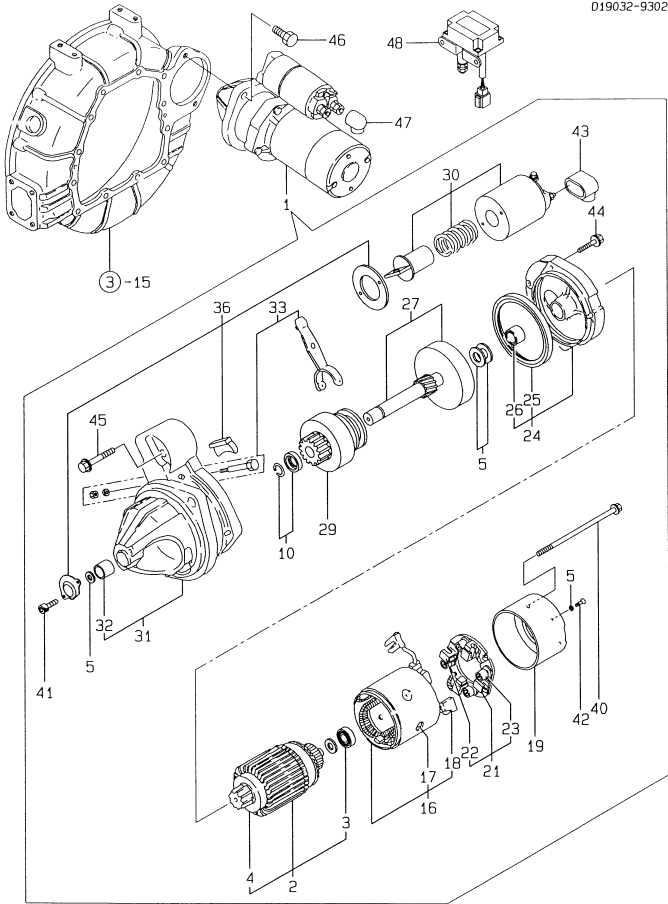


# Engine for TB045 3TN100L-TBZ

Y0003523  
3TN100L-TBZ

## 16 スタートインクモータ STARTING MOTOR

D19100-77100  
D19032-93020



-----+  
! 1C03 !  
!(1B01)!  
+-----+  
Y0003523

( 16 ) スタートインクモータ  
STARTING MOTOR

(A)=3TN100L-TBZ (D)=  
(B)= (E)=  
(C)= (F)=

94.05.12

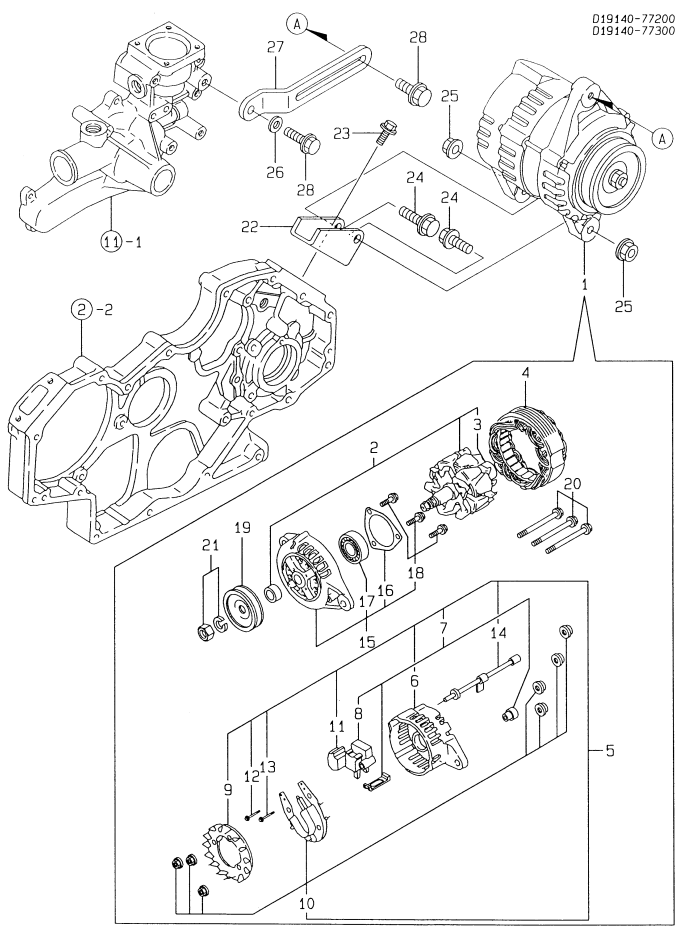
REF.	LEV.	0	PART NO.	DESCRIPTION	QTY	UNIT	REMARKS
1	1	1	121254-77011	スタートインクモータ(S13-41A)	1	N	
1	1	1	121254-77012	スタートインクモータ(S13-41B)	1	N	
2	..	..	121254-77400	アーマチュア ASSY	1		
2	1	..	121254-77401	アーマチュア ASSY(ノンア)	1	N	
3	..	..	121254-77410	ボールベアリング(1)	1	Z	
4	..	..	121254-77420	ボールベアリング(2)	1	Z	
5	..	..	121254-77430	ワッシャー KIT (スラスト)	1		
10	..	..	121254-77480	ストップキット(ピニオン)	1		
16	..	..	121254-77520	コイル ASSY(フィールド)	1		
17	..	..	121254-77530	ネジ(ポールコア)	8		
18	..	..	121254-77540	ブラシ (+)	2		
19	..	..	121254-77550	カバー ASSY(リヤ)	1		
21	..	..	121254-77570	ホルダー ASSY, BRUSH	1		
22	..	..	121254-77580	ブラシ (-)	2		
23	..	..	121254-77590	スプリング, BRUSH	4		
24	..	..	121254-77600	ベアリング ASSY(センター)	1		
25	..	..	119129-77210	シール, OIL	1		
26	..	..	119129-77220	ベアリング, NEEDLE	1		
27	..	..	121254-77640	シャフト ASSY(ギア)	1		
29	..	..	121254-77661	ピニオン ASSY	1		
30	..	..	121254-77670	スイッチ, MAGNETIC	1		
31	..	..	121254-77681	ケース ASSY(ギア)	1		
32	..	..	121254-77690	メタル, GEAR CASE	1		
33	..	..	121254-77700	レバー SET(シフト)	1		
35	..	..	121254-77730	カバー SET, DUST	1		
40	..	..	121254-77770	ボルト THROUGH	2		
41	..	..	26430-050122	ボルト M 5X 12	2		
42	..	..	121254-77790	ネジ M4X0.7	4		
43	..	..	121254-77810	カバー	1		
44	..	..	26106-060302	ボルト M 6X 30 PLATED	3		
45	..	..	26106-060452	ボルト M 6X 45 PLATED	2		
46	..	..	26116-120302	ボルト M12X 30 PLATED	2		
47	..	..	124550-77030	カバー, TERMINAL	1		
48	..	..	129136-77100	リレー, SAFETY	1	W	

Y054705

Y0003523  
3TN100L-TBZ

17 ジェネレータ  
GENERATOR

D19140-77200  
D19140-77300



-----+  
1 1004 1 ( 17 ) ジェネレータ 94.05.12  
11801 1 GENERATOR (A)=3TN100L-TBZ (D)=  
-----+ (B)= (E)=  
Y0003523 (C)= (F)=

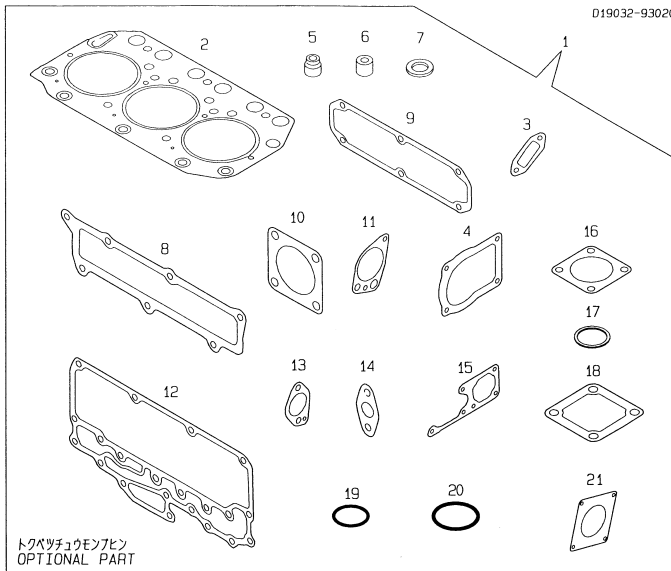
REF.	LEV.	1	2	3	4	5	6	7	8	9	10	11	12	13	14	15	16	17	18	19	20	21	22	23	24	25	26	27	28
		119836-77200	119836-77700	119836-77850	119836-77710	119836-77721	119836-77730	119836-77741	119836-77750	119836-77760	119836-77770	119836-77780	119836-77871	119836-77880	119836-77890	119836-77790	119836-77800	119836-77840	119836-77860	119836-77810	119836-77830	119836-77820	119005-77340	26106-080202	26106-080502	26366-080002	106100-55800	121857-77330	26106-080202
		ACジェネレータ	ロータ	ボールベアリング	スタータ	リターナ	リターナ	ブラシ	ブラシ	ファンガイド	ダイオード	コンデンサ	ボルト	ボルト	ワイヤ	カバー	リターナ	ボールベアリング	スクリュー	プーリー	ボルト	ナット	ブラケット	ボルト	ボルト	ナット	ワッシャー	調整	ボルト
		GENERATOR	ROTOR ASSY	BALL BEARING	STARTER ASSY	COVER ASSY, REAR	COVER, REAR	BRUSH ASSY,REGULATOR	BRUSH ASSY	GUIDE, FAN SIDE	DIODE ASSY	CONDENSER	BOLT (1)	BOLT (2)	WIRE ASSY, LEAD	COVER ASSY, FRONT	RETAINER, BEARING	BALL BEARING	SCREW KID	PULLEY	BOLT, THROUGH	NUT ASSY, PULLEY	BRACKET, GENERATOR	BOLT M 8X 20 PLATED	BOLT M 8X 30 PLATED	NUT M 8	WASHER	ADJUSTER, BELT	BOLT M 8X 20 PLATED
		1	1	1	1	1	1	1	1	1	1	1	1	1	1	1	1	1	1	1	3	1	1	2	2	1	1	2	

Y054706

# Engine for TB045 3TN100L-TBZ

Y00D3523  
3TN100L-TBZ

## 18 パッキンセット (オプション) & コック GASKET SET (OPTIONAL) & TOOL



トクベツチュウエンブリン  
OPTIONAL PART

トクベツチュウエンブリン  
OPTIONAL PART

++++++  
1 1005 ( 18 ) ツクキ&パッキンセット(オプション)  
1 (1801) TOOL & GASKET SET(OPTIONAL) (A)=3TN100L-TBZ (D)=  
++++++ (B)= (E)=  
Y00D3523 (C)= (F)=

94.05.12

REF. NO.	LEV.	0	パッキンセット	メ	DESCRIPTION	TY	QTY	PU	A	R
REF. NO.	LEV.	0	パッキンセット	メ	DESCRIPTION	TY	QTY	PU	A	R
1	..	719032-92600	パッキンセット		GASKET SET		1			(1)
1-1	..	719032-92601	パッキンセット		GASKET SET		1	N		(1)
		(A=EXXX)								
I 1-2	..	719032-92603	パッキンセット		GASKET SET		1	N		(1)
		(A=E11112)								
2	..	119000-01340	カスケット(シム) T=1.3		GASKET, (NON-ASB.)		1			
3	..	119000-01770	PK(カスケット)		GASKET, FLANGE		1			
3-1	..	119000-01771	PK(カスケット)		GASKET, (NON-ASB.)		1	N		
		(A=EQ3907)								
4	..	124610-01861	PK(カスケット)		GASKET, COVER		1			
4-1	..	124610-01862	PK(カスケット)		GASKET, (NON-ASB.)		1	N		
		(A=EQ3907)								
5	..	121850-11150	シム		SEAL, VALVE STEM		6			
6	..	119625-11870	シム		PROTECTOR, NOZZLE		3			
7	..	119625-11880	シム		SEAT, NOZZLE		3			
8	..	119000-12110	PK(カスケット)		GASKET, SUC. MANIFOLD		1			
9	..	119000-13200	PK(カスケット)		GASKET, EXH. MANIFOLD		1			
10	..	129400-13200	カスケット(シム)		GASKET, SILENCER		1			
10-1	..	129400-13201	カスケット(シム)		GASKET, (NON-ASB.)		1	N		
		(A=EQ3907)								
11	..	119000-32020	シム		GASKET, L.O. PUMP		1			
12	..	119000-33020	PK(カスケット)		GASKET, COOLER CASE		1			
12-1	..	119000-33021	PK(カスケット)		GASKET, (NON-ASB.)		1	N		
		(A=EQ3907)								
I 12-2	..	119000-33022	PK(カスケット)		GASKET, (NON-ASB.)		1	N		
		(A=E11112)								
13	..	119000-33040	PK(カスケット)		GASKET, BEND		1			
13-1	..	119000-33041	PK(カスケット)		GASKET, BEND (NON-ASB.)		1	N		
		(A=EQ3907)								
14	..	121952-33070	PK(カスケット)		GASKET, L.O. COOLER		2			
14-1	..	121952-33071	PK(カスケット)		GASKET, (NON-ASB.)		2	N		
		(A=EQ3907)								
15	..	119000-42020	PK(カスケット)		GASKET, C.W. PUMP		1			
15-1	..	119000-42021	PK(カスケット)		GASKET, (NON-ASB.)		1	N		
		(A=EQ3907)								
16	..	121850-49540	シム		GASKET, THERMOSTAT		1			
17	..	121850-49550	シム		GASKET, THERMOSTAT		1			
18	..	121850-77020	シム		GASKET, AIR HEATER		1			
18-1	..	121850-77021	PK(カスケット)		GASKET, (NON-ASB.)		1	N		
		(A=EQ3907)								
19	..	24311-000320	シム		O-RING 1A P-32.0		1			
20	..	24311-000360	シム		O-RING 1A P-36.0		1			
21	..	124240-01883	シム		GASKET, (NON-ASB.)		1			
22	..	129400-92450	シム		HORN, FLEX		1			(1)
23	..	104200-92350	シム		DRIVER, SCREW		1			
24	..	28110-100120	シム		WRENCH 10X12		1			
25	..	28110-140170	シム		WRENCH 14X17		1			
26	..	127610-92750	シム		WRENCH, FILTER		1			
I 27	..	977770-01212	シム		GASKET, LIQUID		1	W		(1)
		(A=EXXX)								

----- REMARKS (注)  
(1) トクベツチュウエンブリン

Y054582

## 部品番号順索引表

当パーツカタログに記載されている全ての部品を部品番号順（使用場所別）に収録してあります。

部品番号により目的の部品がどの部分に使用されているかを知る場合にご活用下さい。

## PARTS INDEX

All parts of this Parts Catalog is arranged by Part No. order  
(depending on the spot where the part is used).

If you want to know by Part No. where your object part is used,  
please use this Parts Catalog.

Engine for TB045 3TN100L-TBZ

(MF NO. Y00D3523)      +-----+      \*\*\* 7<sup>th</sup> Edition of the Parts Index \*\*\*      94.05.12      P. 1

1 1N01 1      +-----+

7 <sup>th</sup> Edition Part No.	Description	PC No.	Grp.	Ref.	Loc. No.	7 <sup>th</sup> Edition Part No.	Description	PC No.	Grp.	Ref.	Loc. No.
101304-59020	Joint 12, Pipe	Y00D3523	14	4	1B16	119000-01780	Gasket, (NON ASB.) Oil Comp Sump Assy, Lub.Oil	Y00D3523	3	1	1B04
101720-55750	Plug 6	Y00D3523	14	50	1B16	119000-01840	Plug 25, Rubber	Y00D3523	1	11	1B02
102103-55520	O-ring	Y00D3523	14	44	1B16	119000-01930	Cover	Y00D3523	2	18	1B03
103854-59191	Bolt w/Plug & Seal	Y00D3523	14	6	1B16	119000-01980	Retainer	Y00D3523	1	30	1B02
103854-59201	Bolt, Joint	Y00D3523	14	7	1B16	119000-02020	Bolt, Metal Cap	Y00D3523	1	19	1B02
104200-55321	Valve, Taper	Y00D3523	14	40	1B16	119000-02410	Bush, Camshaft	Y00D3523	1	5	1B02
104200-55330	Spring, Taper Valve	Y00D3523	14	41	1B16	119000-02450	Bearing, Thrust	Y00D3523	7	2	1B08
104200-55341	Handle, Cock	Y00D3523	14	42	1B16	119000-02800	Metal Assy, Main	Y00D3523	1	22	1B02
104200-55750	Screw M 4	Y00D3523	14	51	1B16	119000-02930	Washer, Thrust	Y00D3523	1	25	1B02
104200-92350	Driver, Screw	Y00D3523	18	23	1C05	119000-03200	Cover, Breather Chmbr	Y00D3523	4	43	1B05
106100-55800	Washer	Y00D3523	12	97	1B14	119000-07200	Lifter	Y00D3523	4	49	1B05
110250-55610	Ring, Retaining	Y00D3523	14	45	1B16	119000-11110	Valve, Exhaust	Y00D3523	4	15	1B05
114250-53080	Nut, Nozzle Case	Y00D3523	13	5	1B15	119000-11170	Guide, Valve (Exh.)	Y00D3523	4	8	1B05
114250-53120	Spring, Nozzle	Y00D3523	13	9	1B15	119000-11230	Screw, Valve	Y00D3523	4	27	1B05
114250-53130	Seat, Nozzle Spring	Y00D3523	13	10	1B15	119000-11240	Spring, Camshaft	Y00D3523	4	24	1B05
114250-53140	Plate, Stop	Y00D3523	13	11	1B15	119000-11260	Bracket (A)	Y00D3523	4	30	1B05
114250-53210	Pin	Y00D3523	13	12	1B15	119000-11270	Bracket (B)	Y00D3523	4	31	1B05
114250-53400	Shim Pack	Y00D3523	13	13	1B15	119000-11280	Spring	Y00D3523	4	32	1B05
119000-01200	Bolt, Cylinder Head	Y00D3523	1	28	1B02	119000-11290	Bolt, Set	Y00D3523	4	33	1B05
119000-01340	Gasket, (NON-ASB.)	Y00D3523	1	29	1B02	119000-11311	Bonnet Assy	Y00D3523	4	42	1B05
119000-01730	Spacer, Oil Sump	Y00D3523	18	2	1C05	119000-11320	Gasket, Bonnet	Y00D3523	4	47	1B05
119000-01740	Cover	Y00D3523	3	5	1B04	119000-12100	Suction Manifold	Y00D3523	5	1	1B06
119000-01770	Gasket, Flange	Y00D3523	2	6	1B03	119000-12110	Gasket, Suc. Manifold	Y00D3523	5	2	1B06
119000-01771	Gasket, (NON ASB.)	Y00D3523	18	3	1C05	119000-13100	Exhaust Manifold	Y00D3523	6	1	1B07
			18	3	1C05	119000-13200	Gasket, Exh. Manifold	Y00D3523	6	2	1B07
			18	3	1C05	119000-14000	Camshaft CMP	Y00D3523	18	9	1C05
			18	3	1C05			Y00D3523	7	1	1B08

Engine for TB045 3TN100L-TBZ

(MF NO.Y00D3523)			↑-----↑			*** 7 <sup>th</sup> Edition Parts Index ***			94.05.12			P. 2								
↓-----↓			1 M02 1																	
PART NO.	DESCRIPTION	PC NO.	GRP.	REF.	LOC.NO.	PART NO.	DESCRIPTION	PC NO.	GRP.	REF.	LOC.NO.	PART NO.	DESCRIPTION	PC NO.	GRP.	REF.	LOC.NO.			
119000-14100	CAMSHAFT ASSY ギヤ(カムシャフト) GEAR, CAMSHAFT	Y00D3523	7	4	1808	119000-39350	STUD, LUB.OIL FILTER LO-T(FIP PIPE, LUB.OIL	Y00D3523	10	24	1811	119000-39650	ノズル(ピストンジェット) NOZZLE, PISTON JET	Y00D3523	12	83	1813	9	26	1810
119000-14200	タペット TAPPET	Y00D3523	7	6	1808	119000-42020	PK(CW-P) GASKET, C.W.PUMP	Y00D3523	11	17	1812	119000-42021	PK(CW-P)(ノック) GASKET, (NON-ASB.)	Y00D3523	18	15	1C05	11	17-1	1812
119000-21650	V-PULLEY, CRANKSHAFT V-プーリー(クランクシャフト)	Y00D3523	8	7	1809	119000-42250	プーリー(CWP) PULLEY, C.W.PUMP	Y00D3523	11	22	1812	119000-48170	サーモスタット(71°C) THERMOSTAT 71°C	Y00D3523	12	4	1813	11	24	1812
119000-22000	ピストン CMP PISTON W/RINGS	Y00D3523	8	15	1809	119000-51030	カムシャフト(FOP) CAMSHAFT, FUEL PUMP	Y00D3523	12	5	1813	119000-51050	ベアリング BEARING	Y00D3523	12	7	1813	7	9	1810
119000-22300	ピン, PISTON PIN, PISTON	Y00D3523	8	23	1809	119000-51060	サポーター/ベアリング SUPPORT, BEARING	Y00D3523	12	8	1813	119000-51081	カバー(FOP) COVER, FUEL PUMP BTM	Y00D3523	12	9	1813	12	8	1813
119000-23910	ピストンピンメタル BUSH, PISTON PIN シャフト(アイドリングギヤ) SHAFT, IDLE GEAR	Y00D3523	7	9	1808	119000-51091	パッキン(ソケット) GASKET, SIDE COVER	Y00D3523	12	10	1813	119000-51101	プランジャー CMP PLUNGER W/BARREL	Y00D3523	12	17	1813	12	10	1813
119000-25050	アイドリングギヤ CMP GEAR ASSY, IDLE ギヤ(FI-P) ギヤ(FI-P)	Y00D3523	12	93	1814	119000-51161	SP(プランジャー) SPRING	Y00D3523	12	18	1813	119000-51170	シートA(プランジャー)SP SEAT A, PLNGR.SPRING	Y00D3523	12	79	1813	12	17	1813
119000-25900	GEAR, FUEL INJ.PUMP トリックタライ(FI-P MOUNT, FUEL INJ.PUMP	Y00D3523	12	94	1814	119000-51181	シートB(プランジャー)SP SEAT B, PLNGR.SPRING	Y00D3523	12	19	1813	119000-51201	タペット CMP TAPPET ASSY	Y00D3523	12	30	1813	12	18	1813
119000-25920	トメカク(トリックタライ) RETAINER	Y00D3523	12	95	1814	119000-51330	バネ(デリバリー) SPRING, DELIVERY VLV.	Y00D3523	12	31	1813	119000-51340	ホルダー(デリバリー) HOLDER, DELIVERY VLV.	Y00D3523	12	33	1813	12	16-1	1811
119000-25930	ブッシュ, IDLE GEAR LO-P CMP PUMP ASSY, LUB.OIL	Y00D3523	9	1	1810	119000-51360	ストップ(デリバリー) STOPPER, DELIVERY	Y00D3523	12	34	1813	119000-51410	O-RING S18	Y00D3523	12	35	1813	12	16-2	1811
119000-32001	パッキン(LOP) GASKET, L.O.PUMP	Y00D3523	9	17	1810	119000-51450	シム(カムシャフト) SHIM SET, CAMSHAFT	Y00D3523	12	42	1813	119000-51500	ラック(コントロール) RACK, CONTROL	Y00D3523	12	43	1813	12	17	1813
119000-33010	オイルクーラーケース CASE, OIL COOLER	Y00D3523	10	2	1811	119000-51510	スリーブ(コントロール) SLEEVE, CONTROL	Y00D3523	12	44	1813	119000-51530	スプリング(ラック補助) SPRING, RACK AUX.	Y00D3523	12	45	1813	12	18	1811
119000-33020	PK(オイルクーラー) GASKET, COOLER CASE	Y00D3523	10	16	1811	119000-51550	ラックカバー COVER, RACK	Y00D3523	12	45	1813									
119000-33021	PK(オイルクーラー)(ノンASB.) GASKET, (NON-ASB.)	Y00D3523	18	12-1	1C05															
119000-33022	PK(オイルクーラー)(ノンASB.) GASKET, (NON-ASB.)	Y00D3523	18	12-2	1C05															
119000-33030	バント BEND	Y00D3523	10	18	1811															
119000-33040	PK(バント) GASKET, BEND	Y00D3523	18	13	1C05															
119000-33041	PK(バント)(ノンASB.) GASKET, BEND(NON-ASB.)	Y00D3523	18	13-1	1C05															
119000-33050	オイルクーラー COOLER, OIL	Y00D3523	10	3	1811															
119000-34030	バルブ(LOP) VALVE, OIL PRESS	Y00D3523	10	5	1811															
119000-35140	スタット(LOP) VALVE, OIL PRESS	Y00D3523	9	21	1810															

Engine for TB045 3TN100L-TBZ

(MF NO.Y0003523)			*** PARTS INDEX ***			94.05.12			P. 3		
PC NO.	DESCRIPTION	GRP. REF.	LOC. NO.	PART NO.	DESCRIPTION	PC NO.	GRP. REF.	LOC. NO.			
Y0003523	ラックガイド	12	46	119000-61320	ベアリング( thrust ball)	Y0003523	15	22			
Y0003523	SCREW A, GUIDE CAP	12	47	119000-61340	スリーブ	Y0003523	15	23			
Y0003523	SCREW B, GUIDE CAP	12	48	119000-61380	カンガ	Y0003523	15	25			
Y0003523	シム(調整用) CMP	12	49	119000-61400	コントロールレバー	Y0003523	15	26			
Y0003523	SHIM SET, ADJUSTING	12	62	119000-61430	ブッシュ(レバー)	Y0003523	15	29			
Y0003523	BOLT, BARREL MOUNTING	12	64	119000-61440	ブッシュ, LEVER SHAFT	Y0003523	15	124			
Y0003523	オイルシール	12	66	119000-61470	コントロールレバー	Y0003523	15	56			
Y0003523	SEAL, OIL	12	80	119000-61490	ナット	Y0003523	15	31			
Y0003523	カンガ(カムシャフト)	13	2	119000-61500	シャフト, GOV. LEVER	Y0003523	15	32			
Y0003523	SPACER, CAMSHAFT	13	6	119000-61530	カンガ(カム) CMP	Y0003523	15	35			
Y0003523	LO-T CMP(3TN100)	14	1	119000-61540	レバー ASSY, GOVERNOR	Y0003523	15	36			
Y0003523	PIPE	14	21	119000-61560	ブッシュ, TENSION LEVER	Y0003523	15	37			
Y0003523	ノズル CMP	14	22	119000-61561	カンガ(SP) カンガ	Y0003523	15	37- 1			
Y0003523	NOZZLE ASSY.F.INJECT	15	3	119000-61630	HOOK, GOVERNOR SPRING	Y0003523	15	43			
Y0003523	ホルダー ASSY, NOZZLE	15	4	119000-61801	PIN, SPRING HOOK	Y0003523	15	50			
Y0003523	FOU(燃料) フィルター	15	4- 1	119000-61841	SHIM CMP(キヤ)	Y0003523	15	54			
Y0003523	FILTER, FUEL	15	12A	119000-61870	レバー ASSY, STOP	Y0003523	15	87			
Y0003523	FOU(燃料) フィルター	15	9	119000-61880	ブッシュ, STOP LEVER	Y0003523	15	88			
Y0003523	PIPE, FUEL RETURN	15	10	119000-61890	カンガ(ストップ) モーター	Y0003523	15	90			
Y0003523	FOU(燃料) フィルター	15	11	119001-52000	SPACER, STOP MOTOR	Y0003523	12	84			
Y0003523	PIPE, FUEL RETURN	15	12	119005-35100	メカ CMP(TN100)	Y0003523	9	20- 1			
Y0003523	CASE, GOVERNOR	15	13	119005-77340	カバー, BRIND	Y0003523	17	22			
Y0003523	LINK	15	14	119006-01590	LOフィルタ 80X100L	Y0003523	2	14			
Y0003523	GASKET, GOV.CASE	15	15	119006-42000	フィルタ 80X100L,L.O.	Y0003523	11	1			
Y0003523	PK(カンガ) (ノン) ASB.)	15	16	119006-42001	カンガ(シ) エネレ	Y0003523	11	1- 1			
Y0003523	GASKET, (NON-ASB.)	15	20	119023-61000	BRACKET, GENERATOR	Y0003523	15	1			
Y0003523	LINK(ラック) カワ	15	21	119032-01601	カンガ(キ) ヤ) CMP	Y0003523	3	15- 1			
Y0003523	LINK(レ) (L=40)	15	10		COVER						
Y0003523	LINK(MARK-1) L=40	15	11		CW(カム) CMP(イ) /						
Y0003523	LINK(シ) (L=42)	15	12		PUMP ASSY, C.W.						
Y0003523	LINK(MARK-2) L=42	15	12		CW(カム) CMP (イ) キ) P)						
Y0003523	LINK(シ) (L=44)	15	12		PUMP ASSY, C.WATER						
Y0003523	LINK(MARK-3) L=44	15	13		スリーブ ASSY						
Y0003523	PIN, LINK	15	14		シフター A						
Y0003523	PIN, LINK	15	15		SHIFTER A						
Y0003523	スプリング	15	15								
Y0003523	カンガ(調整) シム	15	16								
Y0003523	スリーブ CMP L=30	15	20								
Y0003523	SLEEVE ASSY	15	21								
Y0003523	シフター A	15	21								

# Engine for TB045 3TN100L-TBZ

(MF NO. Y00D3523)			+-----+ ! 1M04 ! +-----+			*** 7 <sup>th</sup> Edition Parts Index ***			94.05.12			P. 4						
7 <sup>th</sup> Edition Part No.	Description	PC No.	Grp.	Ref.	Loc. No.	7 <sup>th</sup> Edition Part No.	Description	PC No.	Grp.	Ref.	Loc. No.	7 <sup>th</sup> Edition Part No.	Description	PC No.	Grp.	Ref.	Loc. No.	
119032-12250	キユウキカ PIPE, AIR INTAKE	Y00D3523	5	10	1806	119130-44760	カンザ <sup>ツ</sup> (ファン) SPACER, FAN	Y00D3523	11	32	1812	119130-49020	CW-T (B)	Y00D3523	11	43	1812	
119032-12260	キユウキエツチヨウカ PIPE	Y00D3523	5	11	1806	119141-21650	パイプ(B), C. WATER V <sup>o</sup> -リ- (クランクシャフト) V-PULLEY	Y00D3523	8	7-	1809	119620-01750	キヤツフ <sup>o</sup> (飛輪カバー) CAP, FLYWHEEL COVER	Y00D3523	3	16	1804	
119032-12500	エアクリ-ナ CLEANER, AIR	Y00D3523	5	13	1806	119625-11870	フ <sup>o</sup> ロクク <sup>o</sup> ノズル PROTECTOR, NOZZLE	Y00D3523	4	36	1805	119625-11880	ノズルシート SEAT, NOZZLE	Y00D3523	18	6	1C05	
119032-13500	サイレンサ SILENCER	Y00D3523	6	7	1807	119625-11880	ノズルシート SEAT, NOZZLE	Y00D3523	4	37	1805	119625-11900	オシ RETAINER	Y00D3523	18	7	1C05	
119032-13570	フンシツコ TAIL PIPE(EXH.)	Y00D3523	6	12-	1807	119640-01640	ト <sup>o</sup> シ <sup>o</sup> ラ <sup>o</sup> M22 DRAIN PLUG M22	Y00D3523	4	38	1805	119640-01640	ト <sup>o</sup> シ <sup>o</sup> ラ <sup>o</sup> M22 DRAIN PLUG M22	Y00D3523	3	3-	1804	
119032-13650	トリツク <sup>o</sup> イ(サイレンサ) BRACKET, SILENCER	Y00D3523	6	8	1807	119836-77200	AC <sup>o</sup> エネレ <sup>o</sup> GENERATOR	Y00D3523	17	1	1C04	119836-77700	ロ <sup>o</sup> ASY	Y00D3523	17	2	1C04	
119032-44500	ラジエタ RADIATOR	Y00D3523	11	35	1812	119836-77700	ロ <sup>o</sup> ASY	Y00D3523	17	2	1C04	119836-77710	ROTOR ASSY スター ASY STARTER ASSY	Y00D3523	17	4	1C04	
119032-44501	ラジエタ RADIATOR	Y00D3523	11	35-	1812	119836-77721	リヤカ <sup>o</sup> - ASY COVER ASSY, REAR	Y00D3523	17	5	1C04	119836-77730	リヤカ <sup>o</sup> - COVER, REAR	Y00D3523	17	6	1C04	
119032-44590	ワイヤネット NET, WIRE	Y00D3523	11	40	1812	119836-77741	リヤカ <sup>o</sup> - ASY COVER ASSY, REAR	Y00D3523	17	7	1C04	119836-77750	ブラシ ASY BRUSH ASSY	Y00D3523	17	8	1C04	
119032-44591	ワイヤネット NET, WIRE	Y00D3523	11	40-	1812	119836-77760	ブッシュ ASY BRUSH ASSY, REGULATOR	Y00D3523	17	9	1C04	119836-77770	ガイド, ファン側 GUIDE, FAN SIDE	Y00D3523	17	10	1C04	
119032-61700	カムハ <sup>o</sup> リ <sup>o</sup> ンク <sup>o</sup> SPRING, GOVERNOR	Y00D3523	15	126	1C02	119836-77780	タイ <sup>o</sup> ASY DIODE ASSY	Y00D3523	17	11	1C04	119836-77790	コンデ <sup>o</sup> ンサ CONDENSER	Y00D3523	17	15	1C04	
119032-61850	モ-タ (FO <sup>o</sup> スト <sup>o</sup> ツ <sup>o</sup> 12V <sup>o</sup> ホ <sup>o</sup> ウ <sup>o</sup> イ MOTOR(12V), FUEL STOP	Y00D3523	15	82	1C02	119836-77800	リヤカ <sup>o</sup> - ASY COVER ASSY, FRONT	Y00D3523	17	16	1C04	119836-77810	リヤカ <sup>o</sup> - ASY COVER ASSY, FRONT	Y00D3523	17	19	1C04	
119100-01640	オイルシール <sup>o</sup> カ <sup>o</sup> ス CMP CASE ASSY, OIL SEAL	Y00D3523	3	10	1804	119836-77820	プ <sup>o</sup> -リ PULLEY	Y00D3523	17	21	1C04	119836-77830	ナツ ASY, PULLEY NUT ASSY, PULLEY	Y00D3523	17	20	1C04	
119100-11330	エ <sup>o</sup> ル <sup>o</sup> ホ <sup>o</sup> (フ <sup>o</sup> リ <sup>o</sup> -サ <sup>o</sup> ) JOINT, BREATHER	Y00D3523	4	45	1805	119836-77840	ボールベア <sup>o</sup> リ <sup>o</sup> グ <sup>o</sup> BALL BEARING	Y00D3523	17	3	1C04	119836-77850	ボールベア <sup>o</sup> リ <sup>o</sup> グ <sup>o</sup> BALL BEARING	Y00D3523	17	3	1C04	
119100-26200	キヤ <sup>o</sup> CHO-P GEAR	Y00D3523	2	34	1803	119836-77860	スクリ <sup>o</sup> キツ <sup>o</sup> キ <sup>o</sup> SCREW KID	Y00D3523	17	18	1C04							
119100-34800	ケ <sup>o</sup> ユ <sup>o</sup> ホ <sup>o</sup> ウ GAUGE, OIL LEVER	Y00D3523	3	19	1804													
119100-35090	LOキ <sup>o</sup> ユ <sup>o</sup> ニ <sup>o</sup> ユ <sup>o</sup> カ <sup>o</sup> CMP PIPE ASSY, L.O. INLET	Y00D3523	9	22	1810													
119100-35100	LO <sup>o</sup> イ <sup>o</sup> ル <sup>o</sup> STRAINER	Y00D3523	9	20	1810													
119100-59820	FO <sup>o</sup> ツ <sup>o</sup> シ <sup>o</sup> ヤ <sup>o</sup> カ <sup>o</sup> CMP PIPE, F. INJECT	Y00D3523	13	25	1815													
119100-59830	FO <sup>o</sup> ツ <sup>o</sup> シ <sup>o</sup> ヤ <sup>o</sup> カ <sup>o</sup> CMP PIPE, F. INJECT	Y00D3523	13	29	1815													
119100-59840	FO <sup>o</sup> ツ <sup>o</sup> シ <sup>o</sup> ヤ <sup>o</sup> カ <sup>o</sup> CMP PIPE, F. INJECT	Y00D3523	13	33	1815													
119100-61430	フ <sup>o</sup> ツ <sup>o</sup> シ <sup>o</sup> (シ <sup>o</sup> ハ <sup>o</sup> -シ <sup>o</sup> ) BUSH, LEVER SHAFT	Y00D3523	15	29-	1C01													
119129-77210	オイルシール SEAL, OIL	Y00D3523	16	25	1C03													
119129-77220	ニ <sup>o</sup> ト <sup>o</sup> ル <sup>o</sup> ハ <sup>o</sup> ア <sup>o</sup> リ <sup>o</sup> ンク <sup>o</sup> BEARING, NEEDLE	Y00D3523	16	26	1C03													
119130-01600	フライホイ <sup>o</sup> ル <sup>o</sup> ハウシ <sup>o</sup> ンク <sup>o</sup> HOUSING, FLYWHEEL	Y00D3523	3	15	1804													
119130-21590	フライホイ <sup>o</sup> ル <sup>o</sup> CMP FLYWHEEL W/RING GEAR	Y00D3523	8	12	1809													



# Engine for TB045 3TN100L-TBZ

(MF NO. Y00D3523)

+-----+  
! 1M05 !  
+-----+

\*\*\* 7<sup>th</sup> Edition Parts Index \*\*\*

94.05.12

P. 5

7 <sup>th</sup> Edition Part No.	Description	PC No.	Grp.	Ref.	Loc. No.	7 <sup>th</sup> Edition Part No.	Description	PC No.	Grp.	Ref.	Loc. No.
119836-77871	ボルト(1) BOLT (1)	Y00D3523	17	12	1C04	121254-77600	SPRING, BRUSH バネアライク ASSY (センター)	Y00D3523	16	24	1C03
119836-77880	ボルト(2) BOLT (2)	Y00D3523	17	13	1C04	121254-77640	ベアリング ASSY (センター)	Y00D3523	16	27	1C03
119836-77890	ワイヤ ASSY WIRE ASSY, LEAD	Y00D3523	17	14	1C04	121254-77661	シャフト ASSY (ギヤ)	Y00D3523	16	29	1C03
120323-61060	カバー, リア COVER, REAR	Y00D3523	15	5	1C01	121254-77670	ピニオン ASSY	Y00D3523	16	30	1C03
120323-61070	マグネット (ウインド)	Y00D3523	15	6	1C01	121254-77681	スイッチ, MAGNETIC	Y00D3523	16	31	1C03
120323-61470	ガasket ベアリングボルト (FO)	Y00D3523	15	125	1C02	121254-77690	ケース ASSY (ギヤ)	Y00D3523	16	32	1C03
120445-44530	カムカム CMP	Y00D3523	11	37	1B12	121254-77700	METAL, GEAR CASE	Y00D3523	16	33	1C03
120445-44540	ブラケット (サブタンク)	Y00D3523	11	38	1B12	121254-77730	レバー SET (シフト)	Y00D3523	16	36	1C03
121023-01550	メクラ COVER, BLIND	Y00D3523	2	15	1B03	121254-77770	レバー SET (シフト)	Y00D3523	16	40	1C03
121120-12561	ボルト (貫通)	Y00D3523	5	17	1B06	121254-77790	ボルト, THROUGH	Y00D3523	16	42	1C03
121250-39450	送油圧 (1.0KG)	Y00D3523	10	27	1B11	121254-77810	ねじ M4X0.7	Y00D3523	16	43	1C03
121250-44901	スイッチ (110°C)	Y00D3523	11	29	1B12	121257-55720	スクリーン	Y00D3523	14	48	1B16
121254-55510	カップ (FO)	Y00D3523	14	43	1B16	121257-55731	フロート	Y00D3523	14	49	1B16
121254-77011	スターティングモーター (S13-41A)	Y00D3523	16	1	1C03	121258-12600	ラベル, AIR CLEANER	Y00D3523	5	19	1B06
121254-77012	スターティングモーター (S13-41B)	Y00D3523	16	1-1	1C03	121262-12800	インジケータ	Y00D3523	5	20	1B06
121254-77400	アーマチュア ASSY	Y00D3523	16	2	1C03	121423-13580	インジケータ	Y00D3523	6	13	1B07
121254-77401	アーマチュア ASSY (ノンアス)	Y00D3523	16	2-	1C03	121492-12700	クランプ	Y00D3523	5	15	1B06
121254-77410	アーマチュア ASSY	Y00D3523	16	3	1C03	121520-34810	バフ	Y00D3523	3	20	1B04
121254-77420	ボールベアリング (1)	Y00D3523	16	4	1C03	121550-49111	ガイド, DIPSTICK	Y00D3523	11	34	1B12
121254-77430	ボールベアリング (2)	Y00D3523	16	5	1C03	121750-59890	ジョイント PT1/4	Y00D3523	14	5	1B16
121254-77480	ワッシャー KIT (スラスト)	Y00D3523	16	10	1C03	121850-01800	ジョイント PT1/4	Y00D3523	2	148	1B03
121254-77520	コイル ASSY (フィールド)	Y00D3523	16	16	1C03	121850-01900	オイルシール	Y00D3523	12	17	1B03
121254-77530	ねじ コイルアス (-77520)	Y00D3523	16	17	1C03	121850-01920	SEAL, OIL	Y00D3523	12	92	1B13
121254-77540	ブラッシュ (+)	Y00D3523	16	18	1C03	121850-11100	ウエキベアリング SB10X32	Y00D3523	2	4	1B03
121254-77550	ブラッシュ (+)	Y00D3523	16	19	1C03	121850-11120	STUD M10X 32	Y00D3523	23	14	1B05
121254-77570	カバー ASSY (リア)	Y00D3523	16	21	1C03	121850-11150	ウエキベアリング (20 8X22)	Y00D3523	4	16	1B05
121254-77580	ホルダー ASSY (ブラッシュ)	Y00D3523	16	22	1C03		VALVE, SUCTION	Y00D3523	4	17	1B05
121254-77590	ブラッシュ (-)	Y00D3523	16	23	1C03		バネ, VALVE	Y00D3523	4	17	1B05
	ブラッシュ (-)	Y00D3523	16	23	1C03		スプリング, VALVE	Y00D3523	4	17	1B05



Engine for TB045 3TN100L-TBZ

(MF NO. Y00D3523)

+-----+  
I 1M07 I  
+-----+

\*\*\* フレッシュパルツインデックス サクインデックス PARTS INDEX \*\*\*

94.05.12

P. 7

PART NO.	DESCRIPTION	PC NO.	GRP.	REF.	LOC. NO.	PART NO.	DESCRIPTION	PC NO.	GRP.	REF.	LOC. NO.
124450-44590	キャップ (ラジエター)	Y00D3523	11	36	1812						
124465-44950	パッキン16 GASKET 16	Y00D3523	11	30	1812	129150-59580	GASKET 10 キャップ (FO-TET) CAP	Y00D3523	14	23	1816
124550-21600	リングギヤ GEAR, RING	Y00D3523	8	14	1809	129155-51270	クランクストップメ LOCKING, TAPPET	Y00D3523	12	25	1813
124550-77030	カバー (ST:8ターミナル) COVER, TERMINAL	Y00D3523	16	47	1C03	129155-51280	オリック (S6) O-RING S6	Y00D3523	12	26	1813
124610-01851	メクラフタ COVER	Y00D3523	2	7	1803	129155-61090	ボルト (カム) ナゲースタ BOLT, GOV. CASE COVER	Y00D3523	15	7	1C01
124610-01861	PK (メクラフタ) GASKET, COVER	Y00D3523	2	8	1803	129155-61460	アイドルセイケンボルト BOLT, IDLE LIMIT	Y00D3523	15	30	1C01
124610-01862	PK (メクラフタ) (ノンASB.) GASKET, (NON-ASB.)	Y00D3523	2	8-1	1803	129255-59580	FOカ FOCA	Y00D3523	14	24	1816
124610-51970	キョウメイパ LABEL	Y00D3523	15	2	1C01	129322-77401	パイプ, FUEL PIPE, FUEL	Y00D3523	14	38	1816
124616-61540	シフター SHIFTER	Y00D3523	15	4-1	1C05	129400-13200	フィーダーポンプ (FP332) FEED PUMP	Y00D3523	6	6	1807
124976-34850	キャップ (ケユホウ) CAP	Y00D3523	3	14	1804	129400-13201	カスケット (サイレンサ) GASKET, SILENCER	Y00D3523	6	6-1	1807
127420-44560	オーパル-フロ-パイプ VALVE W/SEAT, DELIV	Y00D3523	11	39	1812						
127610-92750	フィルタ-レンチ WRENCH, FILTER	Y00D3523	18	26	1C05	129400-92450	フレックホーン HORN, FLEX	Y00D3523	18	22	1C05
128400-51300	バルブ (A:45) 1/2 VALVE W/SEAT, DELIV	Y00D3523	12	27	1813	129470-55610	ボディ, FUEL FILTER BODY, FUEL FILTER	Y00D3523	14	2	1816
129052-96150	V-BELT V-BELT	Y00D3523	11	23-1	1812	129470-59530	ジョイント (FO-TET) 1/2 JOINT, FUEL RETN. PIPE	Y00D3523	14	20	1816
129100-01580	パイプピン 8X16 PARALLEL PIN 8X16	Y00D3523	1	12	1802	129470-61450	カイデンセイケンボルト BOLT, REVOL. LIMIT	Y00D3523	15	30	1C01
						129495-59300	カンツキナボルト CANZUKI BOLT	Y00D3523	14	19	1816
						135210-61090	ボルト, PIPE JOINT BOLT, PIPE JOINT	Y00D3523	15	8	1C01
129100-59951	チェックバルブ CMP VALVE ASSY, CHECK	Y00D3523	14	25	1816	135400-01790	プラグ PLUG	Y00D3523	1	10	1802
129100-61930	ナット, CAP NUT, CAP	Y00D3523	15	55	1C01	135602-34390	パネオサエ PANE OSAE	Y00D3523	1	18	1802
129100-77820	ケーブル L=100 CORD, EARTH	Y00D3523	5	8	1806	137600-53900	リテーナ RETAINER	Y00D3523	12	71	1813
129129-59510	パイプ L=550 PIPE L=550	Y00D3523	14	10	1816	144626-51090	トメネシ M6X6 SCREW M6X 6	Y00D3523	12	71	1813
129136-77100	セーフティ (AST1-1) RELAY, SAFETY	Y00D3523	16	48	1C03	144626-51940	ハンケツキ- KEY 5X19	Y00D3523	12	63	1813
129150-03100	リテーナ RETAINER	Y00D3523	4	2	1805	144626-51950	LOイックチアアプラグ PLUG	Y00D3523	12	68	1813
129150-11750	ナット M8XP1.0 NUT M8XP1.0	Y00D3523	4	28	1805	148616-61650	オリック 1016 O-RING 1016	Y00D3523	12	69	1813
129150-14400	プッシュロッド ROD, PUSH	Y00D3523	7	7	1808	152623-51860	オイルシール (シムクク) SEAL, OIL	Y00D3523	15	49	1C01
129150-49080	コック, DRAIN COCK, DRAIN	Y00D3523	11	46	1812	171051-01921	キャップ CAP	Y00D3523	1	4	1802
129150-49100	センサ CMP COCK ASSY, 3-WAY	Y00D3523	11	44	1812	171056-49351	プラグ PLUG	Y00D3523	1	4	1802
129150-49360	PK 10	Y00D3523	11	18	1812	171087-42280	アイオンケンジツキ SENSOR	Y00D3523	11	19	1812
							V-バルブ (A-44)	Y00D3523	11	23	1812

# Engine for TB045 3TN100L-TBZ

(MF NO. Y0003523)

+-----+  
| 1M08 |  
+-----+

\*\*\* 7<sup>th</sup> Edition of the Parts Index \*\*\*

94.05.12

P. 8

7 <sup>th</sup> Edition Part No.	Description	PC NO.	Grp.	Ref.	Loc. No.	7 <sup>th</sup> Edition Part No.	Description	PC NO.	Grp.	Ref.	Loc. No.
171091-13660	V-BELT ステー(サイレンサー STAY, SILENCER	Y0003523	6	9	1807	22272-000080	CIRCLIP E- 4 トメ 8 CIRCLIP E- 8	Y0003523	15	64	1C01
171091-13670	バンド	Y0003523	6	10	1807	22351-020012	スプリングピン 2.0AX 12	Y0003523	15	38-	1C01
171091-13680	バンド(シタ)	Y0003523	6	11	1807	22351-020016	スプリングピン 2.0AX 16	Y0003523	15	38	1C01
171091-44900	BAND (LOWER) オイルクーラー COOLER, OIL	Y0003523	11	41	1812	22351-030010	スプリングピン 2X16 スプリングピン 3.0AX 10	Y0003523	9	27	1810
171091-61550	アングライシ CMP ANGLEICH ASSY.	Y0003523	15	96	1C02	22351-030016	スプリングピン 3.0AX 16	Y0003523	15	53	1C01
171301-01640	プラグ(22) PLUG M22	Y0003523	3	3	1804					65	1C01
171350-03090	ワッシャー L900	Y0003523	4	1	1805	22351-030025	スプリングピン 3.0AX 25	Y0003523	15	66	1C01
22117-050000	PIPE, BREATHER ワッシャー(コイル) 5 WASHER 5	Y0003523	15	57	1C01	22351-050012	スプリングピン 3X25 スプリングピン 5.0AX 12	Y0003523	12	99	1814
22137-080000	ワッシャー(三カネ) 8 WASHER 8, POLISHED	Y0003523	15	58	1C01	22351-050020	スプリングピン 5.0AX 20	Y0003523	15	67	1C01
22190-060000	シールワッシャー(ボルト) 6 SEAL WASHER 6 (BOLT)	Y0003523	12	72	1813	22351-080016	スプリングピン 5X20 スプリングピン 8.0AX 16	Y0003523	15	68	1C01
22190-060002	シールワッシャー(コイル) 6	Y0003523	14	9-	1816	22360-050000	スプリングピン 8X16 スプリングピン 5	Y0003523	15	68-	1C01
22190-080002	シールワッシャー(コイル、ニトリル) 8	Y0003523	15	121-	1C02						
22190-080003	SEAL WASHER 8S シールワッシャー 8	Y0003523	2	12-	1803	22417-120120	ワッシャー 1.2X 12	Y0003523	15	95	1C02
22190-120002	シールワッシャー(コイル) 12	Y0003523	14	13-	2 1816	22417-160120	COTTER PIN 1.2X12 ワッシャー 1.6X 12	Y0003523	15	92	1C02
22190-140002	シールワッシャー(コイル) 14	Y0003523	14	14-	2 1816	22451-100000	COTTER PIN 1.6X12 ワッシャー 1.0X1000	Y0003523	15	69	1C01
22190-160002	シールワッシャー(コイル、ニトリル) 16	Y0003523	15	36-	2 1816	22453-060000	ワッシャー 0.6	Y0003523	15	69-	1C02
22190-220002	SEAL WASHER 16S シールワッシャー(コイル、ニトリル) 22	Y0003523	3	71-	1C02	22512-070140	ワッシャー 0.6 ワイヤ 7X14	Y0003523	7	5	1808
22217-050000	SEAL WASHER 22S ワッシャー(コイル) 5	Y0003523	15	4-	2 1804						
22217-050000	ワッシャー(コイル) 5 SPRING WASHER 5	Y0003523	15	61	1C01	23000-013000	ワッシャー 7X 14 CLAMP 13	Y0003523	14	12	1816
22217-060000	ワッシャー(コイル) 6 SPRING WASHER 6	Y0003523	12	91	1C02					8	6 1809
22217-100000	ワッシャー(コイル) 10 SPRING WASHER 10	Y0003523	15	86	1813	23000-022000	ワッシャー 13 CLAMP 22	Y0003523	4	3	1805
22217-180000	ワッシャー(コイル) 18 SPRING WASHER 18	Y0003523	12	59	1C01	23000-070000	ワッシャー 70 CLAMP 70	Y0003523	5	12	1806
22242-000180	ワッシャー(コイル) 18 CIRCLIP 18	Y0003523	4	60	1C01	23010-050000	ワッシャー 50 CLAMP 50	Y0003523	11	49	1812
22252-000340	ワッシャー(コイル) 34 CIRCLIP 34	Y0003523	8	98	1814	23414-080000	ワッシャー 8 GASKET 8, ROUND	Y0003523	10	25	1811
22262-000260	ワッシャー(コイル) 26 CIRCLIP 26	Y0003523	15	34	1805					12	81 1813
22272-000040	ワッシャー(コイル) 4 CIRCLIP E- 4	Y0003523	15	24	1809	23414-100000	ワッシャー 10 GASKET 10, ROUND	Y0003523	1	16	1802
						23414-120000	ワッシャー 12 GASKET 12, ROUND	Y0003523	14	13	1816
						23414-140000	ワッシャー 14 GASKET 14, ROUND	Y0003523	1	17	1802

# Engine for TB045 3TN100L-TBZ

(MF NO. Y00D3523)			+-----+   1M09   +-----+	*** フレッシュパワートラックの サクインヒョウ PARTS INDEX ***			94.05.12	P. 9			
PART NO.	DESCRIPTION	PC NO.	GROUP	REF.	LOC. NO.	PART NO.	DESCRIPTION	PC NO.	GROUP	REF.	LOC. NO.
23414-140000	GASKET 14, ROUND ハツキン(マル 14	Y00D3523	14	14	1816	24341-001350	O-RING 1A S-50.0 O-RING 1A S135.0 O-RING 1A S-135.0	Y00D3523	12	100	1814
23414-160000	GASKET 16, ROUND ハツキン(マル 16	Y00D3523	10	10	1811	26013-080162	ボルト(ハネ 8X 16 BOLT W/WASHER M8X16	Y00D3523	9	24	1810
23414-180000	GASKET 18, ROUND ハツキン(マル 18	Y00D3523	10	11	1811	26013-080452	ボルト(ハネ 8X 45 BOLT M 8X 45	Y00D3523	7	13	1808
23414-220029	GASKET 22, ROUND ハツキン(マル 22	Y00D3523	12	73	1813	26014-060142	ボルト(ヒラ+ハネ 6X 14 BOLT M 6X 14	Y00D3523	11	28	1812
23418-060000	GASKET 6, NYLON ハツキン(マル 6	Y00D3523	14	52	1816	26014-080452	ボルト(ヒラ+ハネ 8X 45 BOLT M 8X 45	Y00D3523	11	33	1812
23857-030000	JOINT BOLT 3 カヅキマボルト 3	Y00D3523	9	28	1810	26022-050122	ナットネジ(ハネ)5X12 SCREW M 5X 12	Y00D3523	4	46	1805
23857-060000	BOLT M6, JOINT カヅキマボルト 6	Y00D3523	14	15	1816	26106-060122	ボルト M 6X 12 BOLT M 6X 12 PLATED	Y00D3523	15	39	1C01
23857-080000	JOINT BOLT 8 カヅキマボルト 8	Y00D3523	14	16	1816	26106-060182	ボルト M 6X 18 BOLT M 6X 18 PLATED	Y00D3523	2	21	1803
23871-030000	PLUG PT3/8, SCREW ジョイントボルト 8 ネジPT3/8, SCREW	Y00D3523	1	6	1802	26106-060202	ボルト M 6X 20 BOLT M 6X 20 PLATED	Y00D3523	12	76	1813
23887-160002	PLUG 16, HEX. 6カクワラック 16	Y00D3523	10	13	1811	26106-060222	ボルト M 6X 22 BOLT M 6X 22 PLATED	Y00D3523	15	76	1C02
24101-060064	BALL BEARING ボールベアリング 6006	Y00D3523	2	35	1803	26106-060302	ボルト M 6X 30 BOLT M 6X 30 PLATED	Y00D3523	16	44	1C03
24105-060064	BALL BEARING ボールベアリング 6006Z	Y00D3523	2	35-1	1803	26106-060352	ボルト M 6X 35 BOLT M 6X 35 PLATED	Y00D3523	15	77	1C02
24311-000110	O-RING 1A P-11.0 O-RING 1A P-11.0	Y00D3523	15	73	1C02	26106-060452	ボルト M 6X 45 BOLT M 6X 45 PLATED	Y00D3523	16	45	1C03
24311-000220	O-RING 1A P-22.0 O-RING 1A P-22.0	Y00D3523	9	23	1810	26106-080102	ボルト M 8X 10 BOLT M 8X 10 PLATED	Y00D3523	14	37	1816
24311-000320	O-RING 1A P-32.0 O-RING 1A P-32.0	Y00D3523	4	41	1805	26106-080162	ボルト M 8X 16 BOLT M 8X 16 PLATED	Y00D3523	1	31	1802
24311-000360	O-RING 1A P-36.0 O-RING 1A P-36.0	Y00D3523	18	19	1C05	26106-080182	ボルト M 8X 18 BOLT M 8X 18 PLATED	Y00D3523	2	25	1803
24311-240100	O-RING 1A P-10A O-RING 1A P-10A	Y00D3523	11	20	1812	26106-080202	ボルト M 8X 20 BOLT M 8X 20 PLATED	Y00D3523	2	10	1803
24312-000150	O-RING 2 P-15.0 O-RING 2P-15.0	Y00D3523	18	20	1C05					22	1803
24341-000080	O-RING 1A S-8.0 O-RING 1A S-8.0	Y00D3523	14	53	1816					26	1803
24341-000240	O-RING 1A S-24.0 O-RING 1A S-24.0	Y00D3523	12	74	1813					5	1806
24341-000260	O-RING 1A S-26.0 O-RING 1A S-26.0	Y00D3523	15	74	1C02					10	1811
24341-000500	O-RING 1A S-50.0 O-RING 1A S-50.0	Y00D3523	2	20	1803	26106-080252	ボルト M 8X 25 BOLT M 8X 25 PLATED	Y00D3523	17	23	1C04
			3	4	1804					28	1C04
			4	1	1804					3	1804
			4	1	1804					13	1804
			12	70	1813					4	1805
			12	75	1813	26106-080302	ボルト M 8X 30 BOLT M 8X 30	Y00D3523	12	101	1814
										17	1C04

# Engine for TB045 3TN100L-TBZ

(MF NO. Y00D3523)

+-----+  
| 1M10 |  
+-----+

\*\*\* フレームハウジングのサクション PARTS INDEX \*\*\*

94.05.12

P. 10

フレームハウジング PART NO.	フレームメイ DESCRIPTION	PC NO.	コウモク GRP.	ミタシ REF.	ロケ-ション LOC. NO.	フレームハウジング PART NO.	フレームメイ DESCRIPTION	PC NO.	コウモク GRP.	ミタシ REF.	ロケ-ション LOC. NO.
26106-080352	BOLT M 8X 30 PLATED ツハネボルト 8X 35 BOLT M 8X 35 PLATED	Y00D3523	2	36	1803	26216-060252	ウエコムボルト 6X 25 STUD M 6X 25 PLATED	Y00D3523	4	20	1805
						26216-080222	ウエコムボルト 8X 22 STUD M 8X 22 PLATED	Y00D3523	6	5	1807
			3	7	1804						
			5	9	1806	26216-080652	ウエコムボルト 8X 65 STUD M 8X 65 PLATED	Y00D3523	4	21	1805
			10	21	1811						
26106-080402	ツハネボルト 8X 40 BOLT M 8X 40 PLATED	Y00D3523	2	22 27	1811 1803	26366-060002	ツハネナット 6 NUT M 6	Y00D3523	4	22	1805
									13	23	1815
26106-080452	ツハネボルト 8X 45 BOLT M 8X 45 PLATED	Y00D3523	6 2	3 28	1807 1803	26366-080002	ツハネナット 8 NUT M 8	Y00D3523	2	11	1803
										24	1803
				29	1803				4	23	1805
26106-080502	ツハネボルト 8X 50 BOLT M 8X 50 PLATED	Y00D3523	6	4	1807				12	78	1813
									17	25	1C04
			9	19	1810	26366-100002	ツハネナット 10 NUT M10	Y00D3523	12	90	1813
26106-080552	ツハネボルト 8X 55 BOLT M 8X 55 PLATED	Y00D3523	2	30	1803	26376-100002	ツハネナット(ネソ) 10 U-NUT M10	Y00D3523	10	14	1811
26106-080652	ツハネボルト 8X 65 BOLT M 8X 65 PLATED	Y00D3523	4	39	1805	26376-120002	ツハネナット(ネソ) 12 U-NUT M12	Y00D3523	15	79	1C02
			11	21	1812	26450-050122	6カクアサボルト 5X 12 BOLT M 5X 12	Y00D3523	16	41	1C03
26106-080702	ツハネボルト 8X 70 BOLT M 8X 70 PLATED	Y00D3523	3	8	1804	26606-100002	ナット(ネソ) 10 NUT M10	Y00D3523	15	80-	1C02
			5	4	1806						
26106-080752	ツハネボルト 8X 75 BOLT M 8X 75 PLATED	Y00D3523	2	31	1803	26667-080002	フクロナット(タカ) 8 CAP NUT M 8	Y00D3523	15	122	1C02
26106-080802	ツハネボルト 8X 80 BOLT M 8X 80 PLATED	Y00D3523	3	9	1804	26706-100002	ナット 10 NUT M10	Y00D3523	6	15	1807
26106-080902	ツハネボルト 8X 90 BOLT M 8X 90 PLATED	Y00D3523	2	32	1803	26716-060002	ナット 6 NUT M 6	Y00D3523	12	87	1813
26106-081152	ツハネボルト 8X115 BOLT M 8X115 PLATED	Y00D3523	5	5	1806	26736-100002	ナット(ネソ) 10 NUT M10	Y00D3523	15	80	1C02
26106-100202	ツハネボルト 10X 20 BOLT M10X 20 PLATED	Y00D3523	4	50	1805	26756-080002	トメナット 8 LOCK NUT M 8 PLATED	Y00D3523	15	81-	1C02
26106-100252	ツハネボルト 10X 25 BOLT M10X 25 PLATED	Y00D3523	3	17	1804					123-	1C02
			14	3	1816	26757-080002	トメナット 8 LOCK NUT M 8 PLATED	Y00D3523	15	81	1C02
26106-100302	ツハネボルト 10X 30 BOLT M10X 30 PLATED	Y00D3523	3	18	1804					123	1C02
26106-100652	ツハネボルト 10X 65 BOLT M10X 65 PLATED	Y00D3523	6	14	1807	26776-180002	トメナット(ネソ) 18 NUT M18, LOCK	Y00D3523	12	91	1813
						26777-120002	トメナット(ネソ) 12 LOCK NUT M12	Y00D3523	15	63	1C01
26116-050102	ボルト 5X 10 BOLT M 5X 10 PLATED	Y00D3523	15	75	1C02	26911-080322	トメネジ(ヒス) 8X32 SCREW M 8X32	Y00D3523	15	120	1C02
26116-050252	ボルト 5X 25 BOLT M 5X 25 PLATED	Y00D3523	15	93	1C02	27231-600000	プラグ 60 PLUG 60	Y00D3523	1	7	1802
26116-060356	ボルト 6X 35 BOLT M 6X 35 PLATED	Y00D3523	15	78	1C02	27241-140000	ワッカプラグ 14 PLUG 14	Y00D3523	1	8	1802
26116-080142	ボルト 8X 14 BOLT M 8X 14 PLATED	Y00D3523	15	94	1C02	27241-160000	ワッカプラグ 16 PLUG 16	Y00D3523	4	11	1805
26116-120302	ボルト 12X 30 BOLT M12X 30 PLATED	Y00D3523	16	46	1C03	27241-280000	ワッカプラグ 28 PLUG 28	Y00D3523	4	12	1805
26216-060162	ウエコムボルト 6X 16 STUD M 6X 16 PLATED	Y00D3523	12	77	1813	27241-400000	ワッカプラグ 40 PLUG 40	Y00D3523	1	9	1802

Engine for TB045 3TN100L-TBZ

(MF NO.Y00D3523) +-----+ 1M11 1 \*\*\* フレッシュパワートラックの サクインヒョウ PARTS INDEX \*\*\* 94.05.12 P. 11  
 +-----+

PART NO.	DESCRIPTION	PC NO.	GRP.	REF.	LOC.NO.	PART NO.	DESCRIPTION	PC NO.	GRP.	REF.	LOC.NO.
27241-400000	PLUG 40	Y00D3523	4	13	1805	719032-92603	パワートラック	Y00D3523	18	1- 2	1C05
28110-100120	ワッシャー 40	Y00D3523	18	24	1C05	719129-01500	GASKET SET	Y00D3523	2	2	1803
28110-140170	スパンナ 10X12	Y00D3523	18	25	1C05	719129-01601	カバー	Y00D3523	2	13	1803
43400-500390	WRENCH 10X12	Y00D3523	14	9	1B16	719129-01611	COVER ASSY	Y00D3523	2	1	1803
43400-500420	スパンナ 14X17	Y00D3523	2	12	1B03	977770-01212	キヤク-スカム CMP	Y00D3523	18	27	1C05
43400-500450	WRENCH 14X17	Y00D3523	15	121	1C02		COVER ASSY, HUSING	Y00D3523	14	13-	1B16
43400-500470	シールワッシャー(コマル.ニトリル.6)	Y00D3523	14	14-	1B16		キヤク-スカム CMP	Y00D3523	15	70	1C02
43400-500500	シールワッシャー(SFCC.ニトリル.8)	Y00D3523	14	14-	1B16		CASE ASSY, GEAR	Y00D3523	15	36-	1B16
719000-01560	シールワッシャー(コマル.ニトリル.12)	Y00D3523	15	71	1C02		シリコングレイ エキシヨウカセット	Y00D3523	15	36-	1B16
719000-02870	シールワッシャー(コマル.ニトリル.14)	Y00D3523	15	71	1C02		GASKET, LIQUID				
719000-02940	パッキング(コマル 16)	Y00D3523	1	1	1B02						
719000-11650	PACKING 16	Y00D3523	1	32	1B02						
719000-11700	シリコングレイ	Y00D3523	1	35	1B02						
719000-11700	ARM ASSY, ROCKER	Y00D3523	4	4	1B05						
719000-21700	シリコングレイ	Y00D3523	8	1	1B09						
719000-22500	HEAD ASSY, CYLINDER	Y00D3523	8	17	1B09						
719000-22900	クラックシャフトCMP	Y00D3523	8	32	1B09						
719000-22950	CRANKSHAFT ASSY	Y00D3523	8	34	1B09						
719000-23100	ピストンリングSET	Y00D3523	8	25	1B09						
719000-23600	RING SET	Y00D3523	8	29	1B09						
719000-23610	ピストン CMP(O.250S)	Y00D3523	8	40	1B09						
719000-33700	PISTON W/RING OS=.25	Y00D3523	10	1	1B11						
719000-53100	リングSET(O.250S)	Y00D3523	13	1	1B15						
719032-51351	RING SET O.S=0.25	Y00D3523	12	1	1B13						
719032-92600	コックピット ASSY.	Y00D3523	18	1	1C05						
719032-92601	ROD ASSY, CONNECTING	Y00D3523	18	1- 1	1C05						
	クラックピットメタル ASSY	Y00D3523	8	29	1B09						
	BEARING, CRANKPIN	Y00D3523	8	29	1B09						
	ベアリング(クラックピット)O.25	Y00D3523	8	40	1B09						
	BEARING, PIN U.S.=0.25	Y00D3523	10	1	1B11						
	オイルクラーシクミ	Y00D3523	10	1	1B11						
	COOLER ASSY, LUB.OIL	Y00D3523	13	1	1B15						
	F077770-01212 ASSY	Y00D3523	12	1	1B13						
	PUMP W/GOV.&F.PUMP	Y00D3523	12	1	1B13						
	VALVE ASSY, F.INJECT	Y00D3523	13	1	1B15						
	パワートラック	Y00D3523	18	1	1C05						
	GASKET SET	Y00D3523	18	1	1C05						
	パワートラック	Y00D3523	18	1- 1	1C05						
	GASKET SET	Y00D3523	18	1- 1	1C05						

TOTAL (ITEM= 525) (REF.= 627)

# Engine for TB045 3TN100L-TBZ

(MF NO. Y00D3523)

\*\*\* CHANGE INDEX \*\*\*

94.05.12

P. 1

PART NO.	DESCRIPTION	PC NO.	GRP.	REF.	LOC. NO.	PART NO.	DESCRIPTION	PC NO.	GRP.	REF.	LOC. NO.
119000-33022	PK(オイルク-ラケ-ス)(ノン-ASB.) GASKET, (NON-ASB.)	Y00D3523	10	16-	2 1B11						
119000-61080	リンク(ラツクカマ) LINK	Y00D3523	15	12-	2 1C05						
119000-61561	ピン(SPフツク) PIN, SPRING HOOK	Y00D3523	15	37-	1 1C01						
119032-44501	ラジエ-タ RADIATOR	Y00D3523	11	35-	1 1B12						
119032-44591	ワイヤネット NET, WIRE	Y00D3523	11	40-	1 1B12						
119141-21650	V7°-リ-(クラツクシヤフト) V-PULLEY	Y00D3523	8	7-	1 1B09						
119640-01640	ト-リツク M22 DRAIN PLUG M22	Y00D3523	3	3-	2 1B04						
129052-96150	Vベルト(A:45インチ) V-BELT	Y00D3523	11	23-	1 1B12						
22190-060002	シ-ルワツシヤ(コマル 6)	Y00D3523	14	9-	1 1B16						
22190-080002	シ-ルワツシヤ(コマル.ニトリル) 8 SEAL WASHER 8S	Y00D3523	15	121-	1 1C02						
22190-080003	シ-ルワツシヤ(コマル 8)	Y00D3523	2	12-	1 1B03						
22190-120002	シ-ルワツシヤ(コマル 12)	Y00D3523	14	13-	2 1B16						
					35-	2 1B16					
					70-	1 1C02					
22190-140002	シ-ルワツシヤ(コマル 14)	Y00D3523	14	14-	2 1B16						
22190-160002	シ-ルワツシヤ(コマル.ニトリル) 16 SEAL WASHER 16S	Y00D3523	15	71-	1 1C02						
22190-220002	シ-ルワツシヤ(コマル.ニトリル) 22 SEAL WASHER 22S	Y00D3523	3	4-	2 1B04						
23000-022000	ホ-スクリツク 22 CLAMP 22	Y00D3523	4	3	1B05						
719032-92603	小ツキネット GASKET SET	Y00D3523	18	1-	2 1C05						
977770-01212	シリコ-ンケイ イキシヨウカスケット GASKET, LIQUID	Y00D3523	18	27	1C05						

TOTAL (ITEM= 18) (REF.= 22)