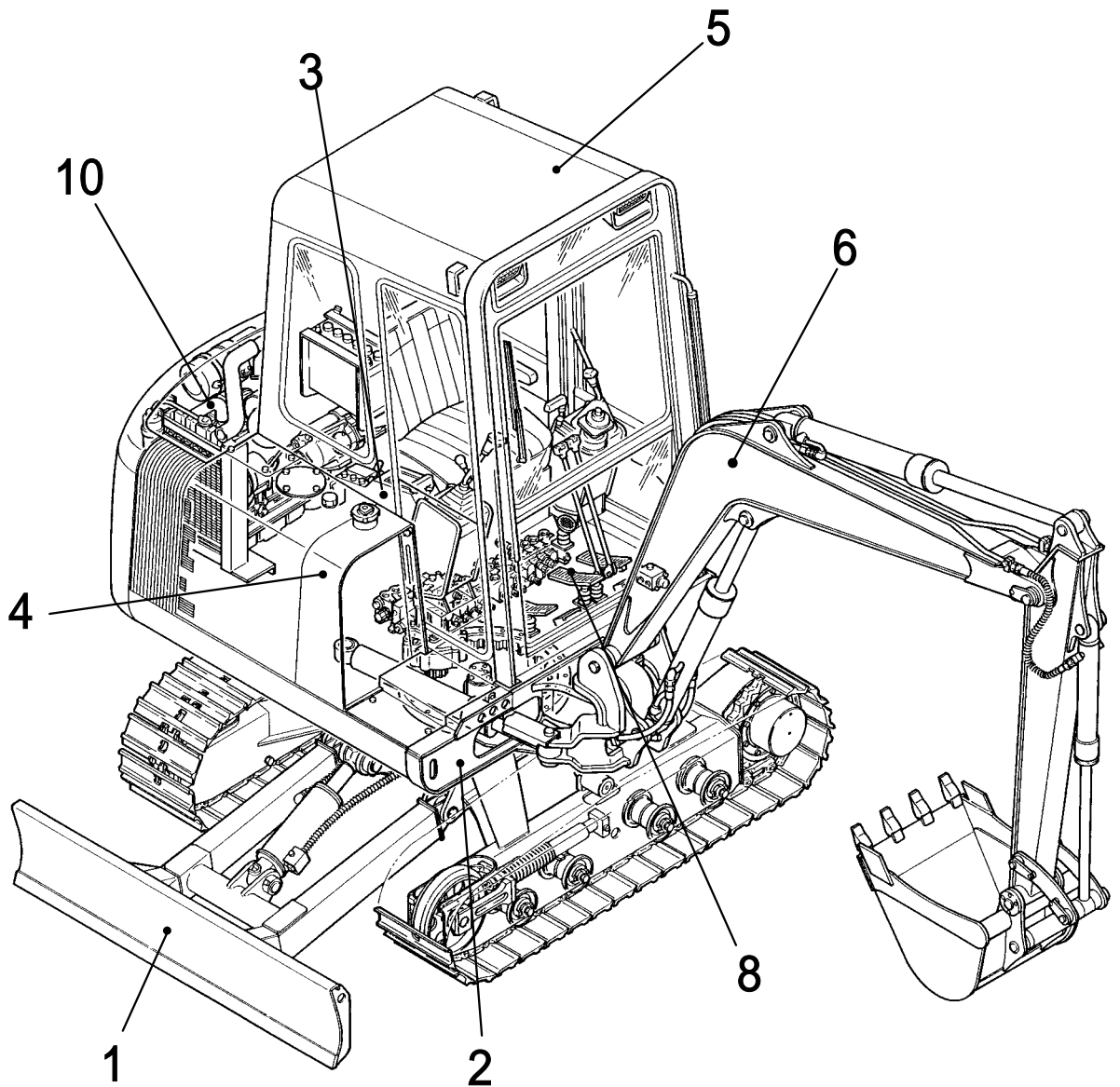


TB035

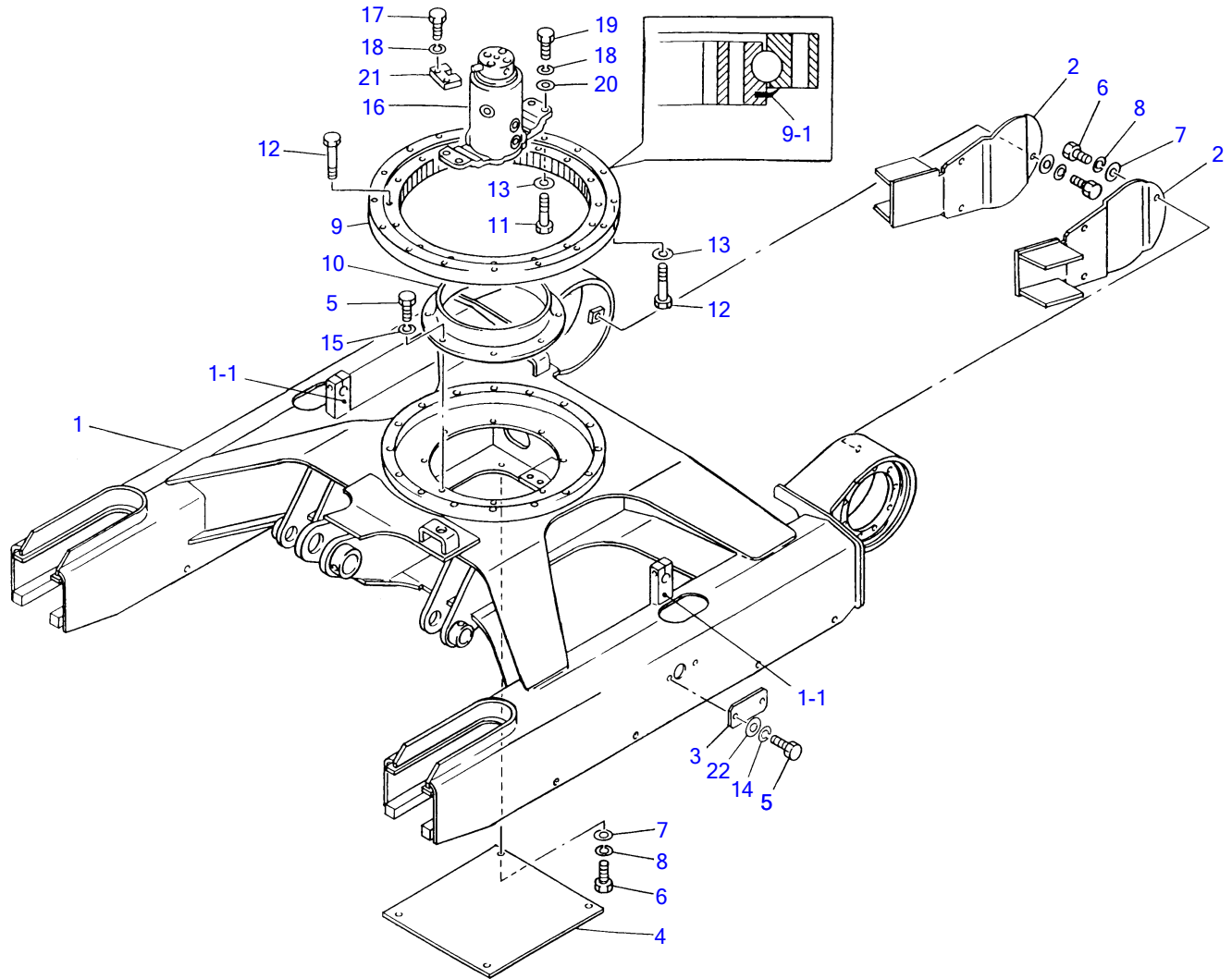
Book No.PG3-102Z5

Serial No. 1355001-1358193



TAKEUCHI

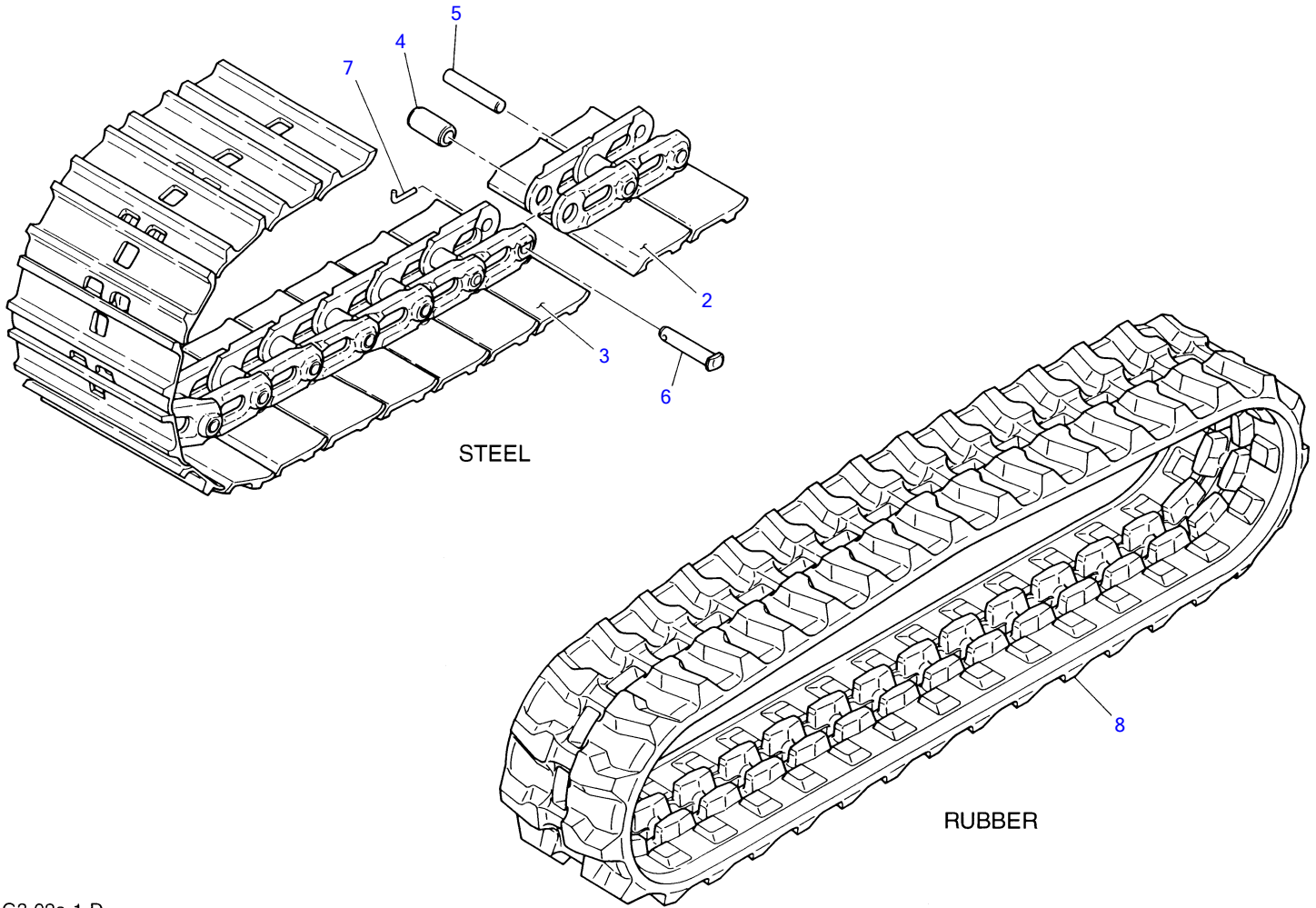
Item	Part number	Description	Index				Remarks
			Q'ty	Chan.	Serial No.	Serv.	
1		UNDERCARRIAGE					
2		TURNTABLE & CONTROL LEVER					
3		ENGINE & ELECTRICAL SYSTEM					
4		HYDRAULIC PIPNG & TANK					
5		COVER & CAB					
6		HOE ATTACHMENT					
7		DECAL & TOOL					
8		HYDRAULIC DEVICE					
10		ENGINE(3TN84TL-RTBY)					



G3-01a-3-D

LOWER FRAME

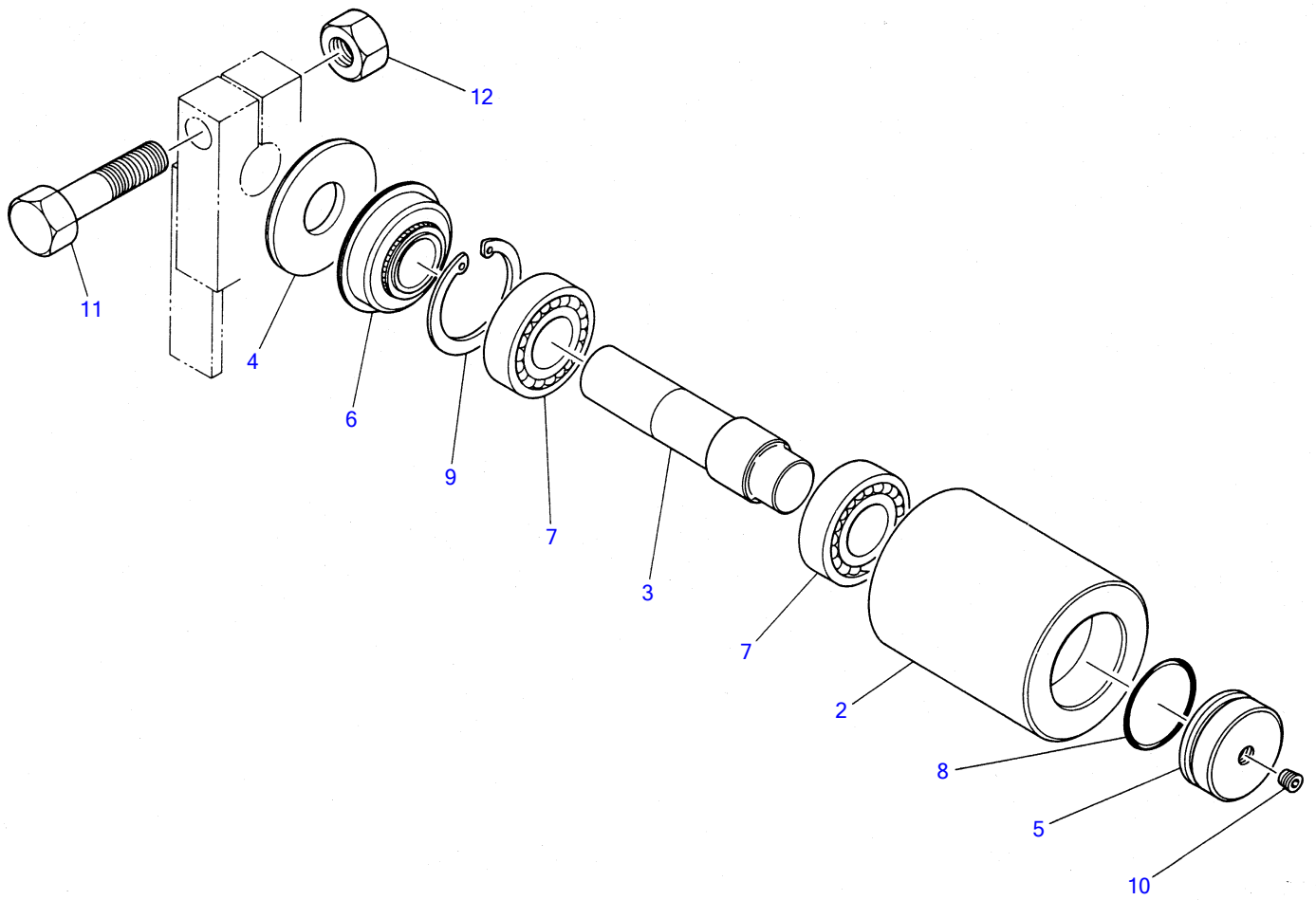
Item	Part number	Description	Q'ty	Chan.	Serial No.	Serv.	Remarks
Item	Part number	Description	?	Chan.	SerialNo.		Remarks
1	X 0371001100	FRAME	1				
1-1	0471000900	• BRACKET	2				
2	0471001400	COVER	2				
3	0341004000	COVER	2				
4	0431003600	COVER	1				
5	1100040816	BOLT	12				
6	1100041020	BOLT	10				
7	1141110010	WASHER	10				
8	1140020010	WASHER, spring	10				
9	1913003700	BEARING, slew	1				
9-1	1913003709	• SEAL	1				
10	0432300100	BATH	1				
11	0352000100	BOLT	1				
12	1101051265	BOLT	31				
13	1141540012	WASHER	16				
14	1140020008	WASHER, spring	4				
15	1140020008	WASHER, spring	8				
16	1904005900	JOINT, swivel	1				
17	1101041230	BOLT	2				
18	1140020012	WASHER, spring	6				
19	1101041235	BOLT	4				
20	1141110012	WASHER	4				
21	0442100100	PLATE	1				
22	1141110008	WASHER	4				
	G301a3L						



G3-02a-1-D

CRAWLER BELT

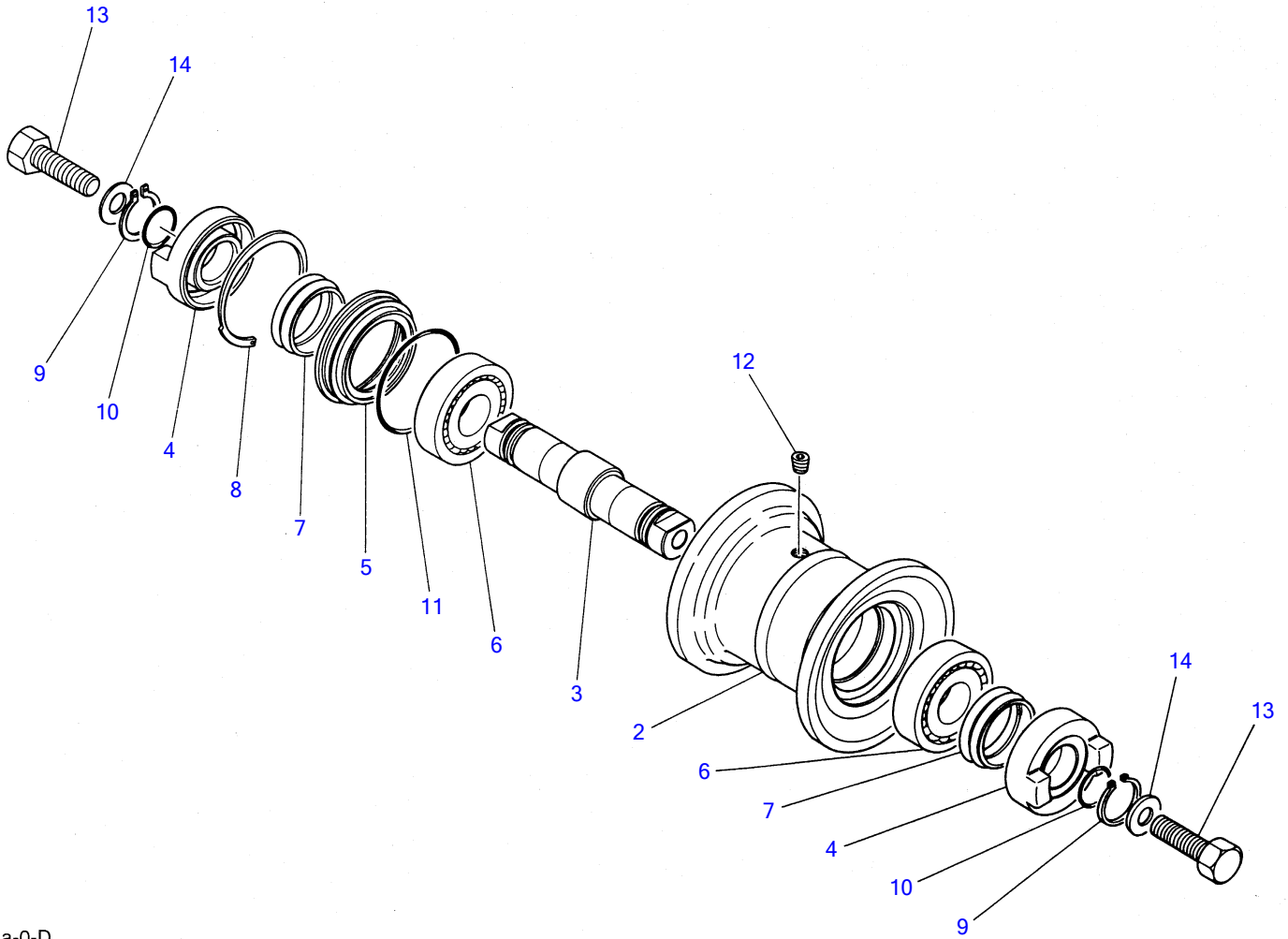
Item	Part number	Description	Q'ty	Chan.	Serial No.	Serv.	Remarks
1	1914054100	BELT ASSY, steel crawler	2				
2	1914054013	▪ PLATE ASSY	42				
3	1914054114	▪ PLATE ASSY, master	1				
4	1914008205	▪ BUSHING	43				
5	1914008209	▪ PIN, track	42				
6	1914008210	▪ PIN, master	1				
7	1914008211	▪ PIN	1				
8	1914068000	BELT, rubber crawler	2		1355001~1357527		
	1914068300	BELT, rubber crawler	2	(H)	1357528~		short pitch
	G302a3L						



Z3-03a-0-D

CARRIER ROLLER

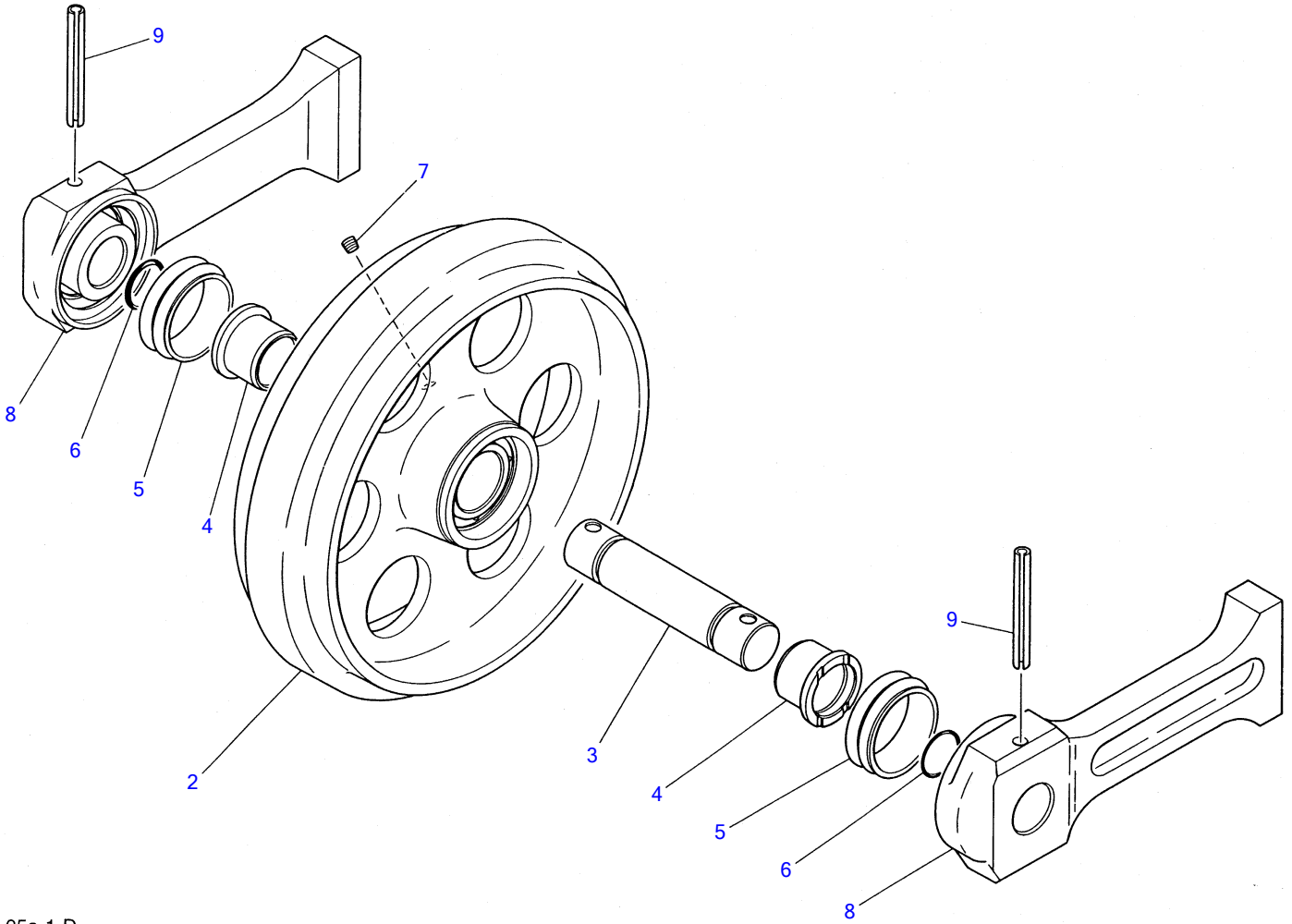
Item	Part number	Description	Q'ty	Chan.	Serial No.	Serv.	Remarks
1	0431200500	ROLLER ASSY	2				
2	0431200100	· ROLLER	1				
3	0431200200	· SHAFT	1				
4	0431200300	· COVER	1				
5	0431200400	· COVER	1				
6	1431202552	· SEAL	1				
7	1300006205	· BEARING	2				
8	1420100400	· O-RING	1				
9	1221000052	· RING, snap	1				
10	1501810001	· PLUG	1				
11	1100051060	BOLT	2				
12	1130050010	NUT	2				
	G303a2L						



Z3-04a-0-D

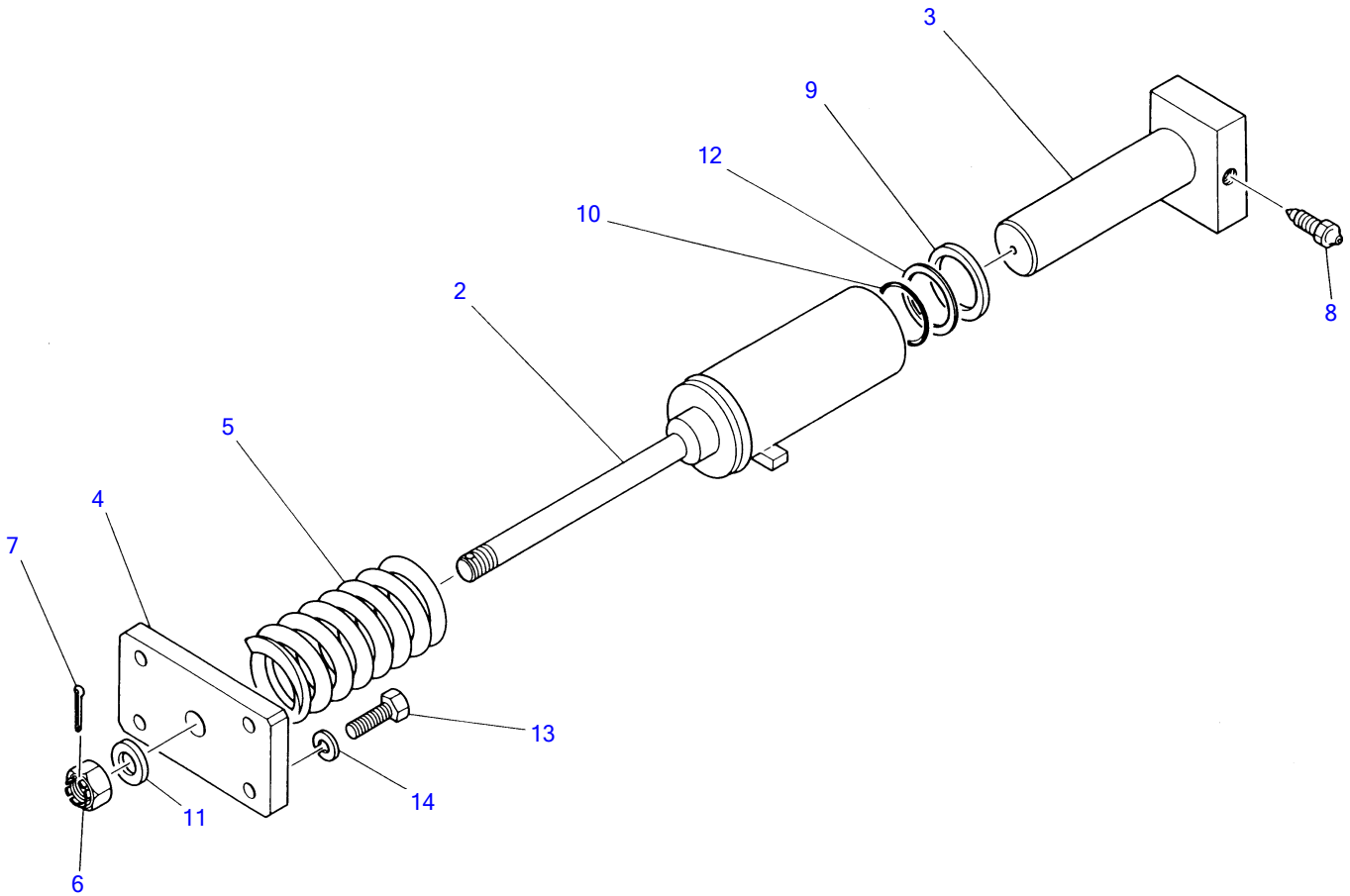
TRACK ROLLER

Item	Part number	Description	Q'ty	Chan.	Serial No.	Serv.	Remarks
1	0431300500	ROLLER ASSY	8				
2	0431300100	▪ ROLLER	1				
3	0431300200	▪ SHAFT	1				
4	0431300300	▪ COVER	2				
5	0431300400	▪ RETAINER	1				
6	1300006306	▪ BEARING	2				
7	1432500450	▪ SEAL, floating	2				
8	1222015080	▪ RING, seeger	1				
9	1220000030	▪ RING, snap	2				
10	1420700250	▪ O-RING	2				
11	1420700700	▪ O-RING	1				
12	1501810001	▪ PLUG	1				
13	1101051450	BOLT	16				
14	1141540014	WASHER	16				
	F304a0L						



E3-05a-1-D

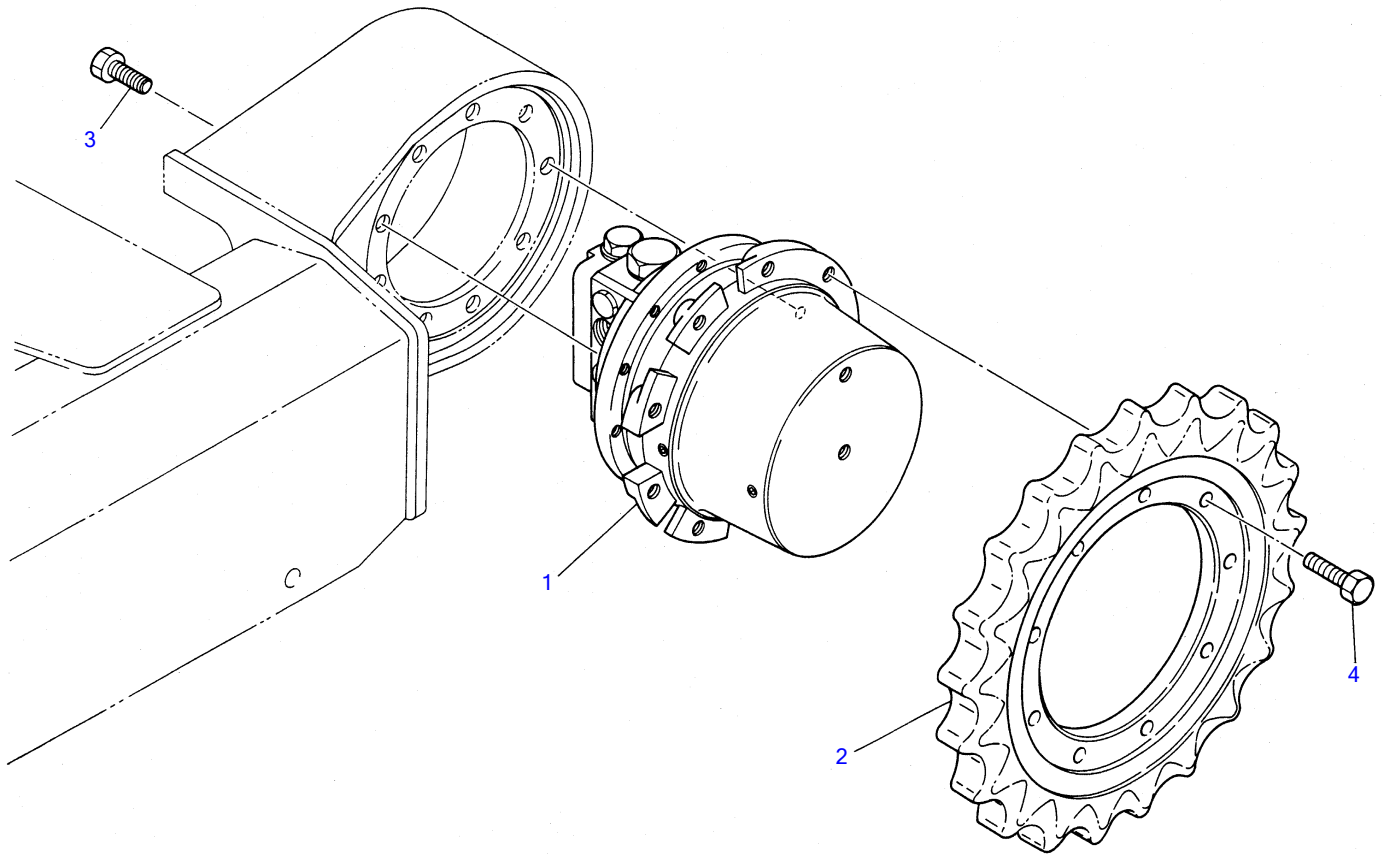
FRONT IDLER						
Item	Part number	Description	Q'ty	Chan.	Serial No.	Serv. Remarks
1	0431490010	IDLER ASSY, front	2			
2	0431401100	▪ IDLER	1			
3	0431400300	▪ SHAFT	1			
4	0431400600	▪ BUSHING	2			
5	1432500560	▪ SEAL, floating	2			
6	1420700300	▪ O-RING	2			
7	1501820001	▪ PLUG	1			
8	0431400500	▪ SLIDE	2			old type
	0351400100	▪ SLIDE	2	(H)		new type
9	1213001090	▪ PIN, spring	2			
	E305a4L					



G3-06a-0-D

TRACK ADJUSTER

Item	Part number	Description	Q'ty	Chan.	Serial No.	Serv.	Remarks
1	0441502100	CUSHION ASSY	2				
2	0441502200	▪ CYLINDER, grease	1				
3	0441502300	▪ PISTON	1				
4	0431500300	▪ PLATE	1				
5	0007000004	▪ SPRING	1				
6	1132030020	▪ NUT	1				
7	1210000440	▪ PIN, split	1				
8	1541300501	▪ VALVE	1				
9	1400402640	▪ SEAL, oil	1				
10	1420010450	▪ O-RING	1				
11	1141540020	▪ WASHER	1				
12	1421020450	▪ RING, back-up	1				
13	1101051240	BOLT	8				
14	1140010012	WASHER, spring	8				
	G306a1L						



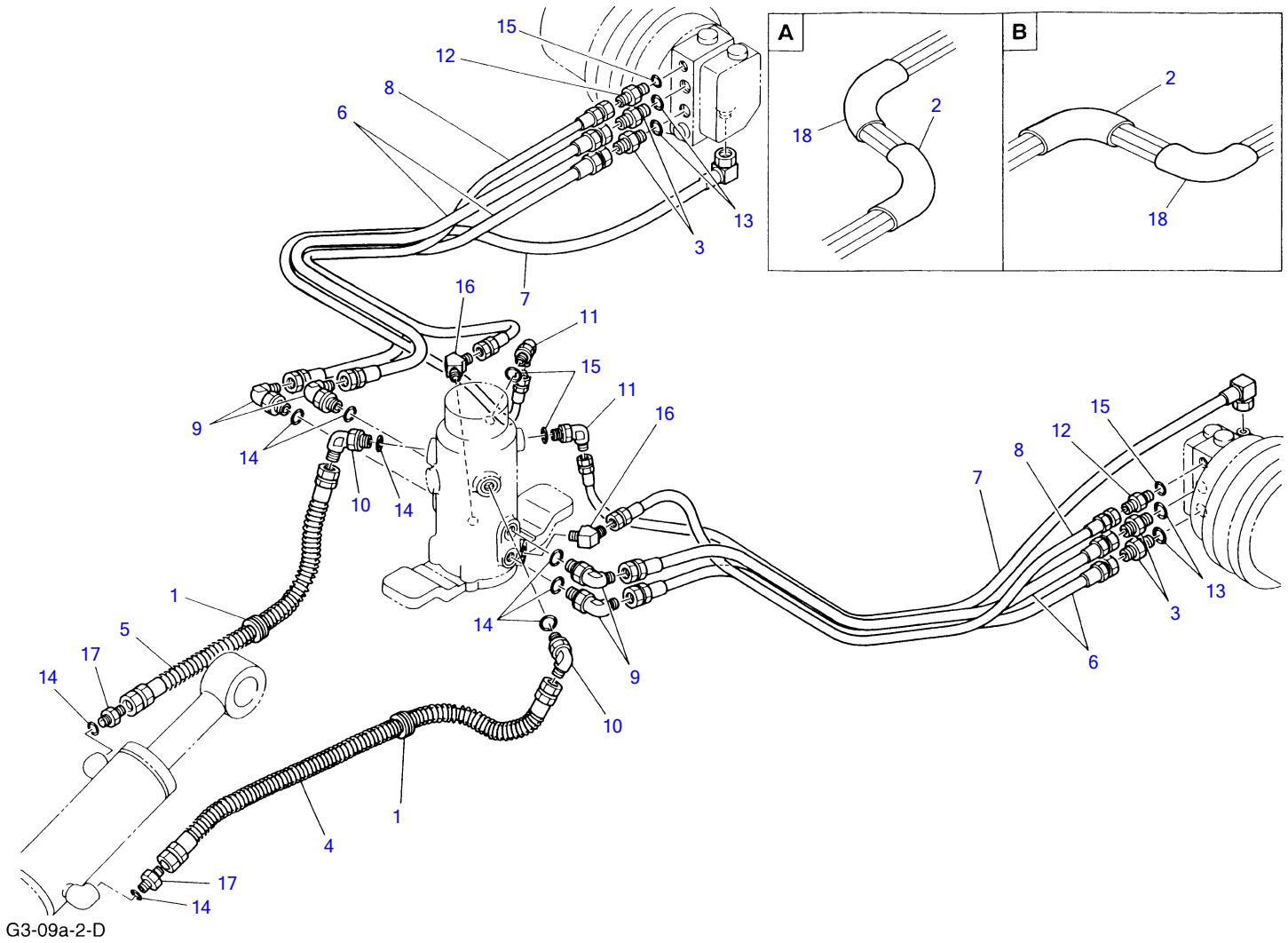
Z3-07a-1-D

TRAVEL DEVICE

Item	Part number	Description	Q'ty	Chan.	Serial No.	Serv.	Remarks
1	1903108300	MOTOR ASSY	2				with P.B.
	1903108600	MOTOR ASSY	2				without P.B.
2	0271600100	SPROCKET	2				
3	1100251230	BOLT	18				
4	1100251235	BOLT	18				
	G307a3L						

DOZER BLADE

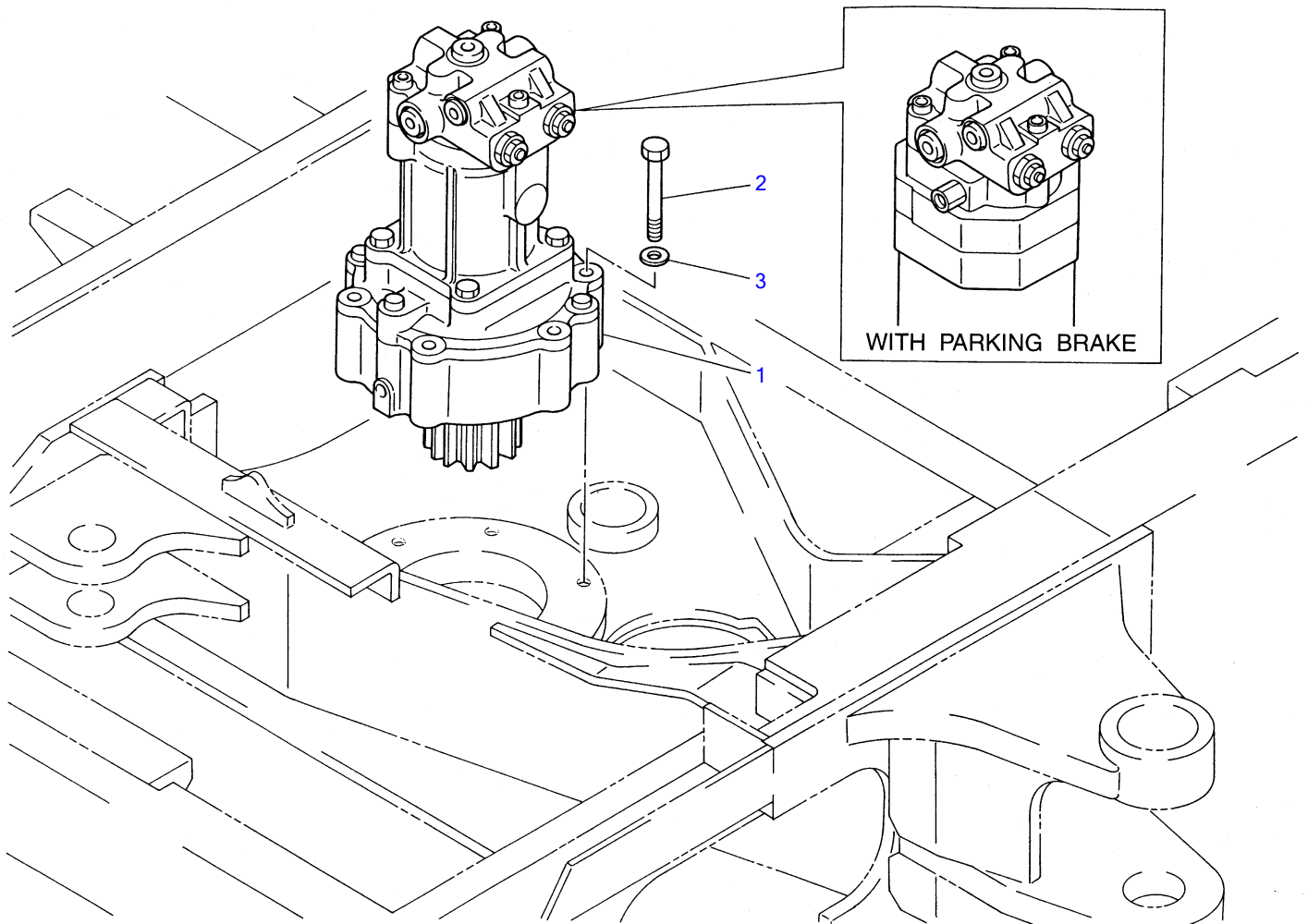
Item	Part number	Description	Q'ty	Chan.	Serial No.	Serv.	Remarks
1	0376301100	BLADE ASSY	1				
2	X 0376301200	• BLADE	1				
3	0002200012	• BUSHING	2				
4	1432200040	SEAL, dust	4				
5	1560001000	NIPPLE, grease	2				
6	0001603125	PIN	2				
7	0001606140	PIN	2				
8	0426300400	COVER	1				
9	1900055100	CYLINDER, blade	1				
10	1103141200	BOLT	2				
11	1103041080	BOLT	2				
12	1130240012	NUT	4				
13	1100040860	BOLT	1				
14	1140020008	WASHER, spring	1				
15	1130240010	NUT	4				
16	0436301100	OUTRIGGER	2				with outrigger
17	0446303100	BRACKET	2				with outrigger
18	0436301300	PIN	2				with outrigger
19	0011501145	PIN	2				with outrigger
20	1103040865	BOLT	2				with outrigger
21	1130240008	NUT	4				with outrigger
22	1560001000	NIPPLE, grease	2				with outrigger
	G308a6L						



G3-09a-2-D

PIPING; LOWER

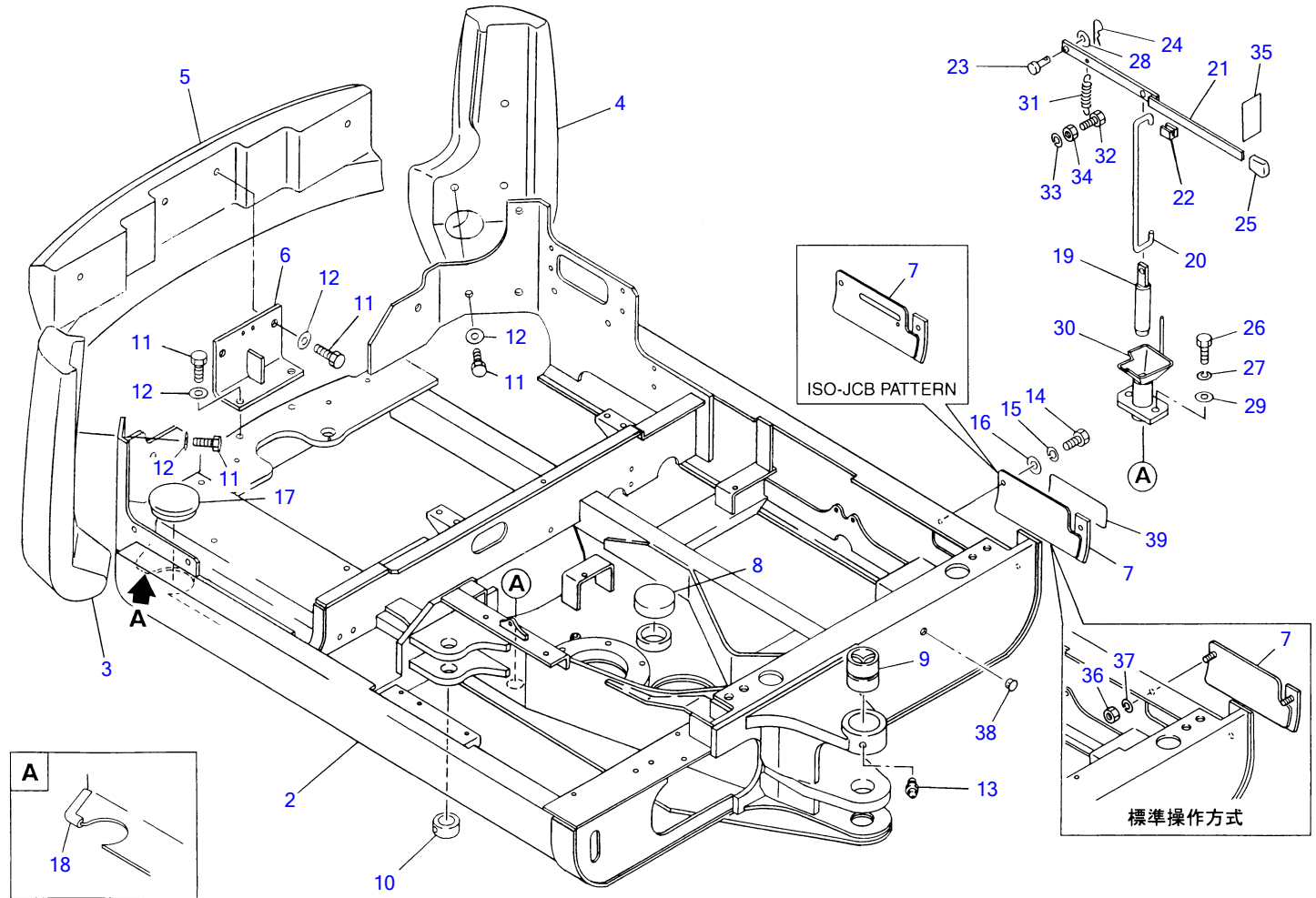
Item	Part number	Description	Q'ty	Chan.	Serial No.	Serv.	Remarks
1	0437200100	GUARD	2				
2	1531345015	PROTECTOR	2				sold by the meter
3	1515600577	ADAPTOR	4				
4	1935309110	HOSE ASSY	1				
5	1935309090	HOSE ASSY	1				
6	1935209107	HOSE ASSY	4				
7	1935806125	HOSE ASSY	2				
8	1934822105	HOSE ASSY	2				
9	1515010041	ELBOW	4				
10	1515100111	ELBOW	2				
11	1515010040	ELBOW	2				
12	1515600200	ADAPTOR	2				
13	1420010180	O-RING	4				
14	1420010140	O-RING	8				
15	1420010110	O-RING	4				
16	1511250002	ELBOW	2				
17	1515600201	ADAPTOR	2				
18	1531350040	PROTECTOR	2				sold by the meter
	G309a4L						



E3-10a-0-D

SLEWING DEVICE

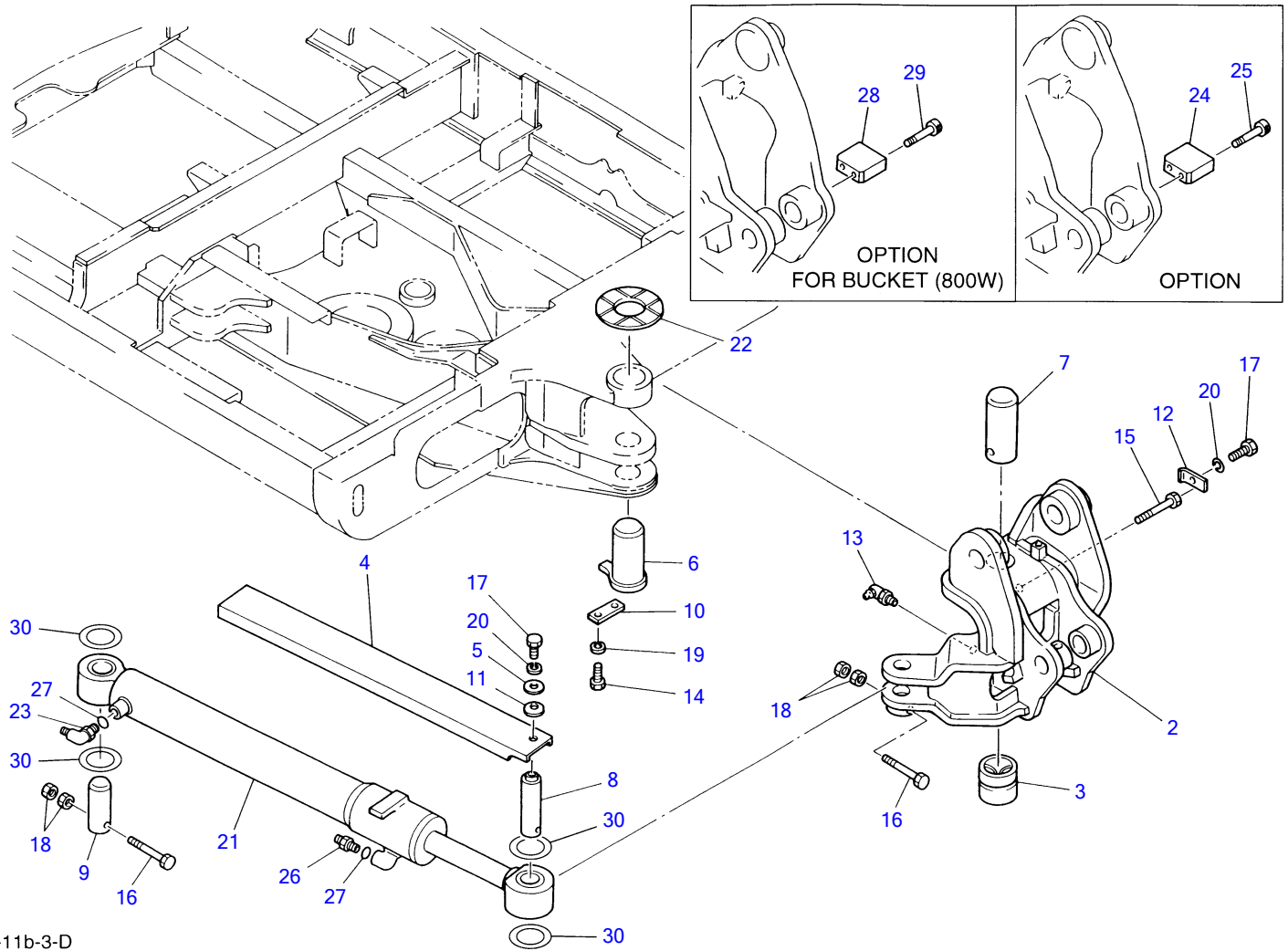
Item	Part number	Description	Q'ty	Chan.	Serial No.	Serv.	Remarks
1	1903109900	MOTOR ASSY	1				without P.B.
	1903110000	MOTOR ASSY	1				with P.B.
2	1101041295	BOLT	6				
3	1141550012	WASHER	6				
	G310a1L						



G3-11a-4-D

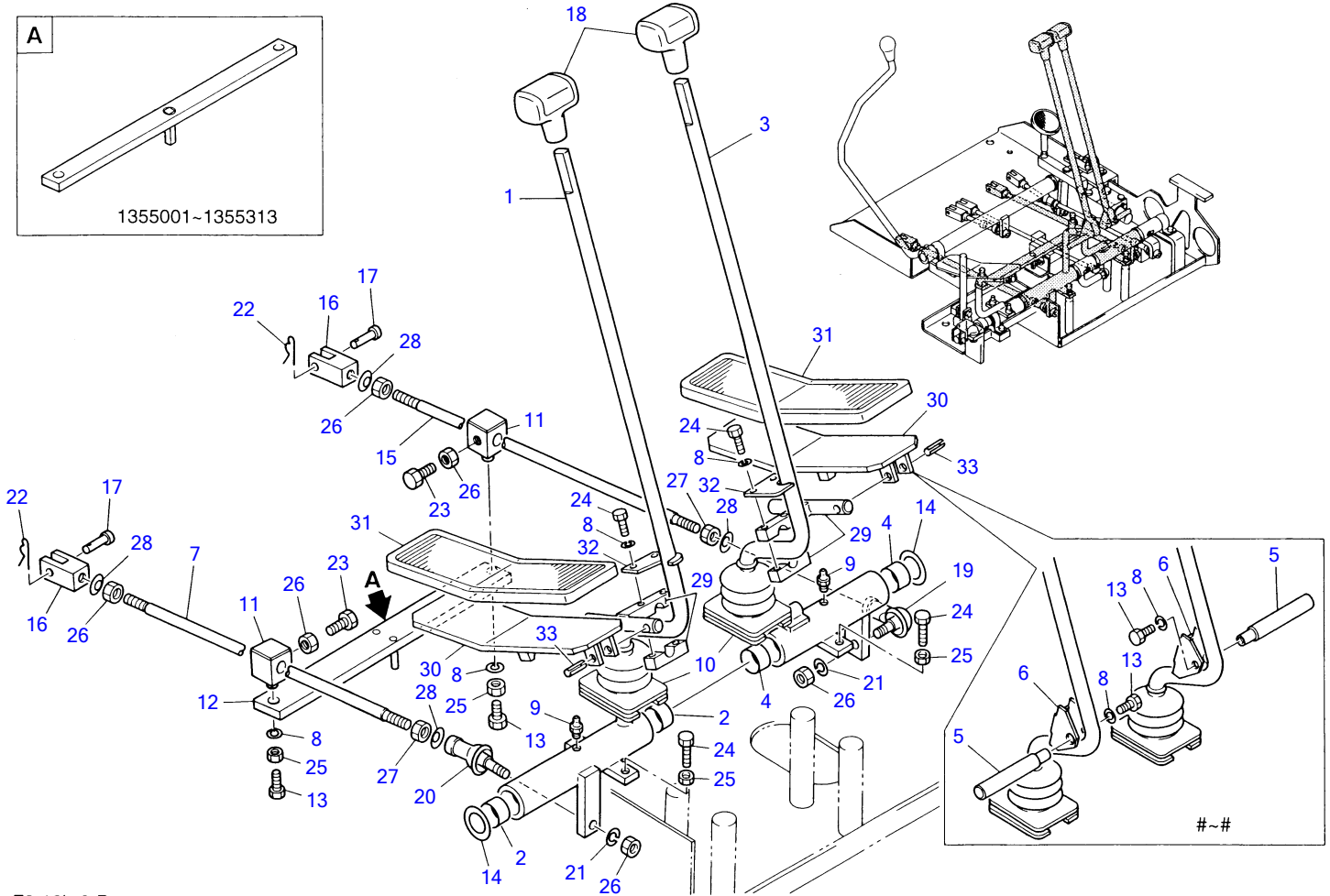
TURNTABLE						
Item	Part number	Description	Q'ty	Chan.	Serial No.	Serv. Remarks
1	X 0373002000	TURNTABLE ASSY	1			
	X 0373002100	TURNTABLE ASSY	1			standerd
2	X 0373002100	• TURNTABLE	1			
3	0373000200	• COUNTERWEIGHT	1			
4	0373000300	• COUNTERWEIGHT	1			
5	0373000400	• COUNTERWEIGHT	1			
6	0373001200	• ANGLE	1			
7	0353002300	• COVER	1			
	0353003300	• COVER	1			standerd
	0353006300	• COVER	1			pattern
8	0173216600	• COVER	1			
9	0002400023	• BUSHING	1			
10	0003300022	• COLLAR	1			
11	1101041440	• BOLT	12			
12	1141550014	• WASHER	12			
13	1560001000	• NIPPLE, grease	1			
14	1100090820	• BOLT	2			
15	1140090008	• WASHER, spring	2			
16	1141190008	• WASHER	2			
17	0393003400	• GROMMET	1			
18	0373002300	• RUBBER	1			sold by the meter
19	0352201100	PIN	1			
20	0352201200	ROD	1			
21	0352200400	LEVER	1		1355001~1355454	
	0352203200	LEVER	1	(H)	1355455~	
22	0432200300	PROTECTOR	1			sold by the meter
23	0004008021	PIN, lever	1			
24	1214000006	PIN, snap	1			
25	1650123440	GRIP	1			
26	1101041225	BOLT	2			
27	1140020012	WASHER, spring	2			
28	1141110008	WASHER	1			
29	1141110012	WASHER	2			
30	0352202100	BOSS	1			
31	0352203100	SPRING	1		1355455~	
32	1100040825	BOLT	1		1355455~	
33	1140020008	WASHER, spring	1		1355455~	
34	1130040008	NUT	1		1355455~	
35	0439302500	STICKER	1			
36	1130040006	NUT	2			standerd
37	1140020006	WASHER, spring	2			standerd
38	1652533023	CAP	1			
39	0355116100	STICKER	1			

G311a5L



G3-11b-3-D

BOOM SWING						
Item	Part number	Description	Q'ty	Chan.	Serial No.	Serv. Remarks
1	0453102100	BRACKET ASSY	1			
2	X 0453102200	· BRACKET	1			
3	0002400023	· BUSHING	1			
4	0433102300	COVER	1			
5	0103113200	WASHER	1			
6	0011907003	PIN	1			
7	0011517002	PIN	1			
8	0011574007	PIN	1			
9	0001694002	PIN	1			
10	0423102300	PLATE	1			
11	1225121020	SPRING, conical	1			
12	0423102500	PLATE	1			
13	1560001900	NIPPLE, grease	1			
14	1101041245	BOLT	2			
15	1100141010	BOLT	1			
16	1103041085	BOLT	2			
17	1100040820	BOLT	2			
18	1130240010	NUT	4			
19	1140020012	WASHER, spring	2			
20	1140020008	WASHER, spring	2			
21	1900056100	CYLINDER, swing	1			
22	0443102400	WASHER	1			t=3.5mm
23	1515010041	ELBOW	1			
24	0433101300	PLATE	1			option
25	1111041275	SCREW, cap	2			option
26	1515600201	ADAPTOR	1			
27	1420010140	O-RING	2			
28	0353900100	PLATE	1			for bucket(800W)
29	1111041275	SCREW, cap	2			for bucket(800W)
30	0003600058	SHIM	AR			t=0.2mm
	0003600059	SHIM	AR			t=0.5mm
	0003045000	SHIM	AR			t=1.0mm
	0003045001	SHIM	AR			t=1.6mm
	G311b5L					

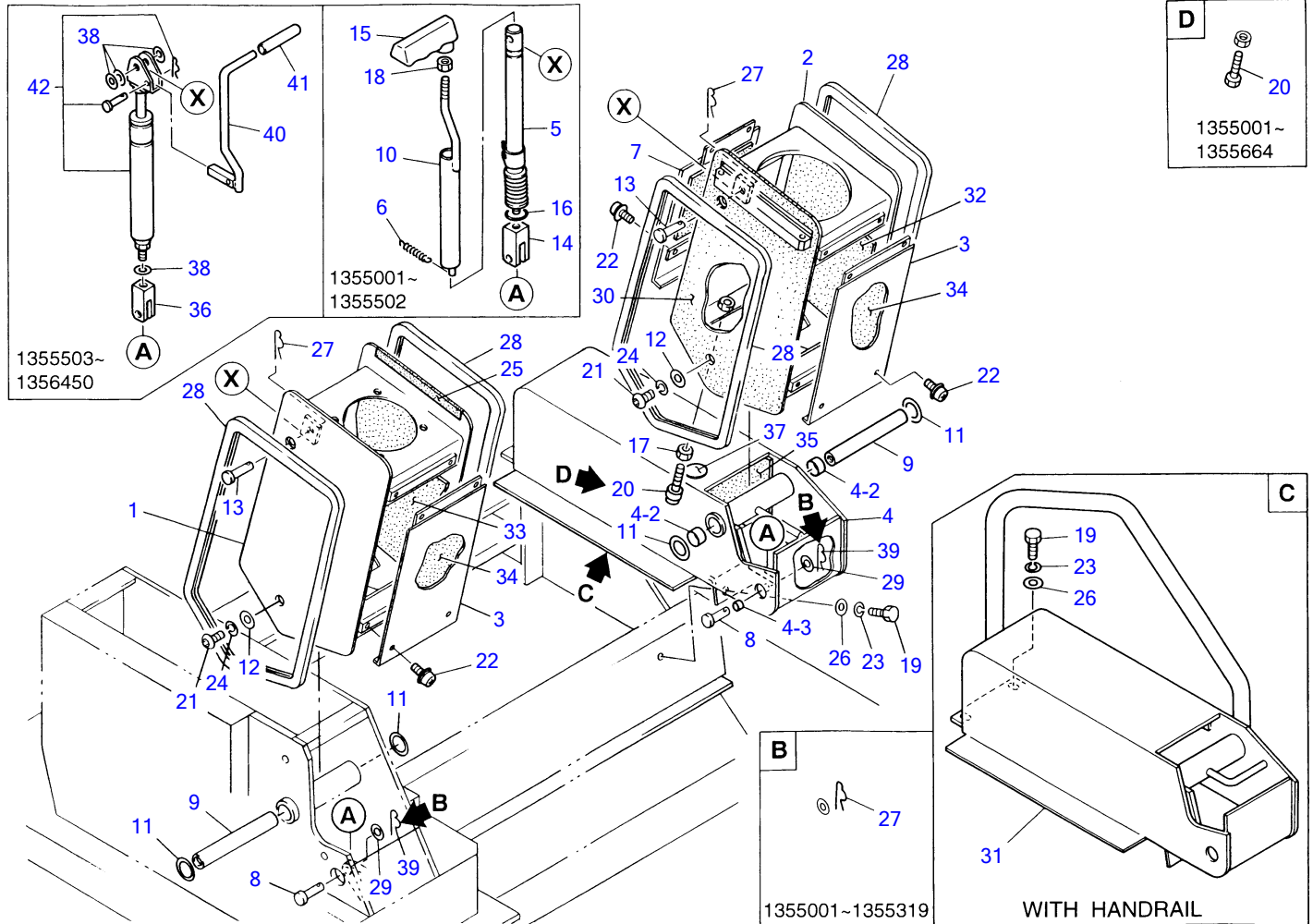


F3-12b-2-D

TRAVEL LEVER						
Item	Part number	Description	Q'ty	Chan.	Serial No.	Serv. Remarks
1	0353222300	LEVER ASSY	1			
2	1333002015	• BUSHING	2			
3	0353222400	LEVER ASSY	1			
4	1333002015	• BUSHING	2			
5	0433201800	SHAFT	2		old type	
6	0433201900	CLAMP	2		old type	
7	0005009375	ROD	1			
8	1140020006	WASHER, spring	4		old type	
	1140020006	WASHER, spring	6		new type	
9	1560011006	NIPPLE, grease	2			
10	0433202200	BOOT	2		1355001~1355454	
	0363214700	BOOT	2	(H)	1355455~	
11	0363210200	BOSS	2			
12	0353204000	BAR	1		1355001~1355313	
	0353204050	BAR	1		1355314~	
13	1100040616	BOLT	4		old type	
	1100040616	BOLT	2		new type	
14	0093208300	WASHER	2			
15	0005009365	ROD	1			
16	0005506031	YOKE	2			
17	0004006017	PIN	2			
18	1650200520	GRIP	2			
19	1340000085	END, rod	1			
20	1340300085	END, rod	1			
21	1140020008	WASHER, spring	2			
22	1214000006	PIN, snap	2			
23	1100040820	BOLT	2			
24	1100040625	BOLT	4		old type	
	1100040625	BOLT	6		new type	
25	1130040006	NUT	6			
26	1130040008	NUT	6			
27	1131540008	NUT	2			
28	1225000008	WASHER	4			
29	0353222800	LEVER ASSY	2		new type	
30	0393201800	PEDAL	2		new type	
31	0363214600	COVER	2		new type	
32	0353223000	PLATE	2		new type	
33	1213010630	PIN, spring	2		new type	

F312b2L

TB035 Book No.PG3-102Z5 S/N 1355001-1358193
STAND (for Japan) (1355001~1356450)

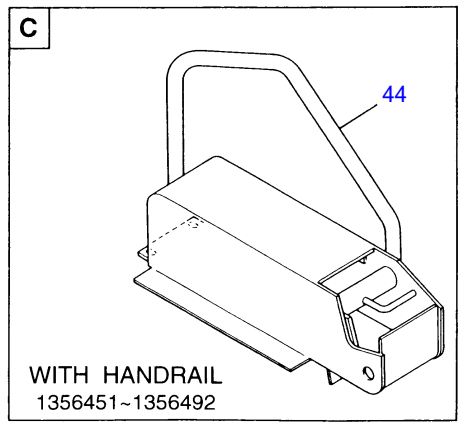
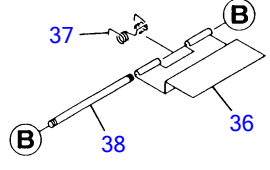
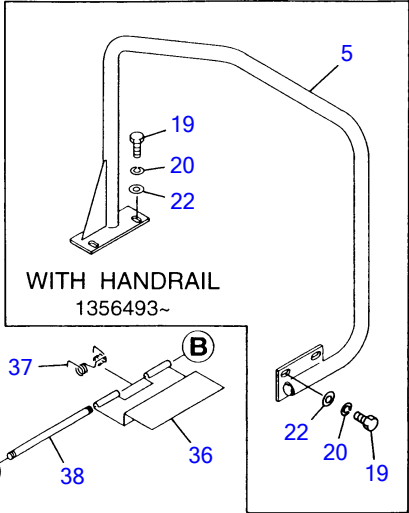
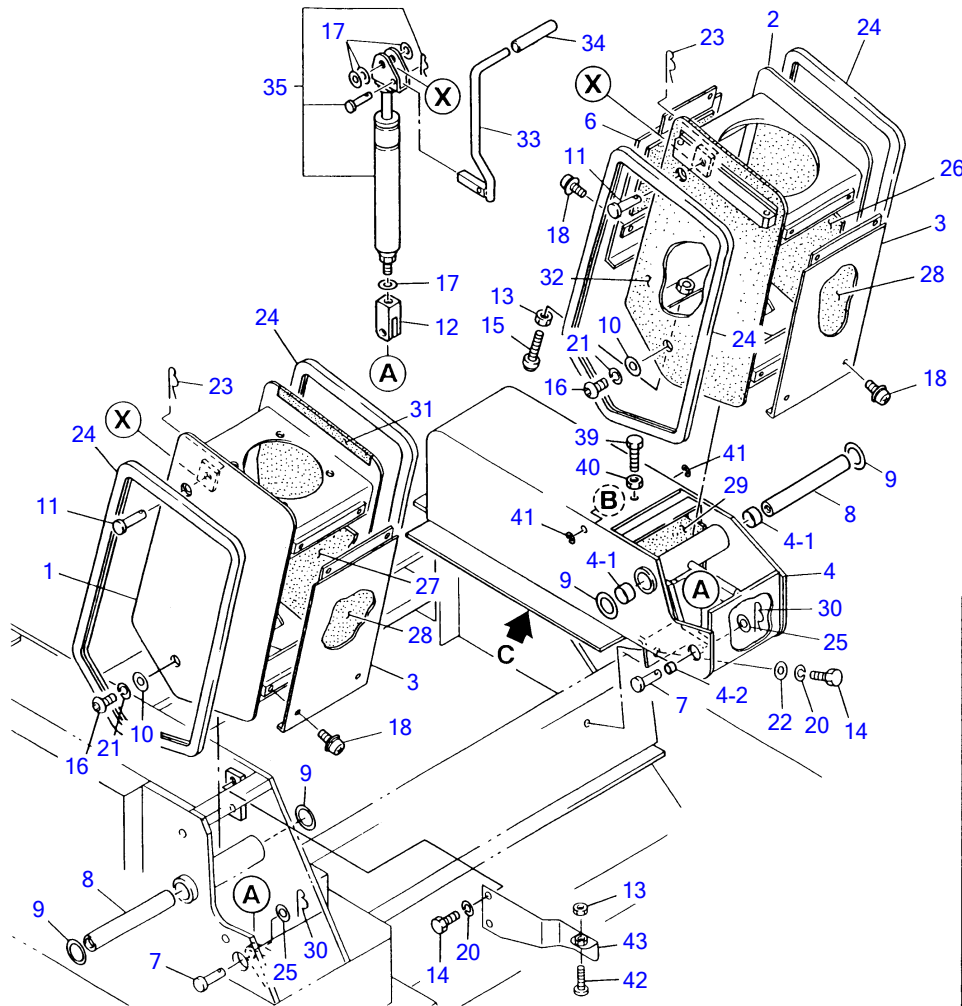


F3-13d-2-D

STAND (for Japan) (1355001~1356450)

Item	Part number	Description	Q'ty	Chan.	Serial No.	Serv.	Remarks
1	0345106100	STAND (R.H.)	1		1355001~1355319		
	0365113100	STAND (R.H.)	1	(H)	1355320~1355736		
	0365116100	STAND (R.H.)	1		1355737~1356450		
2	0345106200	STAND (L.H.)	1		1355001~1355319		
	0365113200	STAND (L.H.)	1	(H)	1355320~1355736		
	0365116200	STAND (L.H.)	1		1355737~1356450		
3	0345100400	COVER	2				
4	0345106300	BRACKET	1		1355001~1355319		
	0365113300	BRACKET	1		1355320~1356450		
4-2	1333002015	· BUSHING	2				
4-3	1333001208	· BUSHING	1		1355320~1356450		
5	0345106400	LOCK, mechanical	2		1355001~1355502		
6	0345100800	SPRING	2		1355001~1355502		
7	0345101400	COVER	1				
8	0345106500	PIN	2		1355001~1355319		
	0365113400	PIN	2	(H)	1355320~1356450		
9	0395102300	PIN	2				
10	0395101910	SLEEVE	2		1355001~1355502		
11	0093208300	WASHER	4				
12	0003612003	WASHER	4				
13	0345106600	PIN	2				
14	0345106700	YOKE	2		1355001~1355502		
15	0345101600	GRIP	2		1355001~1355502		
16	1420010180	O-RING	2		1355001~1355502		
17	1130040008	NUT	1				
18	1130040010	NUT	2		1355001~1355502		
19	1100090816	BOLT	4				
20	1100040835	BOLT	1		1355001~1355664		
	0365115300	SOPPER	1	(H)	1355665~1356450		
21	1120991225	SCREW, cap	4				
22	1150420510	SCREW	6				
23	1140090008	WASHER, spring	4				
24	1140090012	WASHER, spring	4				
25	0365113600	LEATHER	1		1355302~1356450		
26	1141190008	WASHER	4				
27	1214000010	PIN, snap	4		1355001~1355319		
	1214000010	PIN, snap	2		1355320~1356450		
28	1653917107	TRIM	4				sold by the meter
29	1141110010	WASHER	2		1355001~1355319		
	1141110012	WASHER	2		1355320~1356450		
30	0365113700	LEATHER	1		1355302~1356450		
31	0343400100	BRACKET	1		1355001~1355319		with handrail
	0343400200	BRACKET	1	(H)	1355320~1356450		with handrail
32	0365110100	ABSORBENT	2				
33	0365110200	ABSORBENT	2				
34	0365110400	ABSORBENT	3				
35	0365110500	ABSORBENT	1				
36	0365113500	YOKE	2		1355503~1356450		
37	0479300013	PLATE	1		1355001~1355664		
38	1141110010	WASHER	8		1355503~1356450		
39	1214000012	PIN, snap	2		1355320~1356450		
40	0365113800	LEVER	2		1355503~1356450		
41	1650202700	CAP	2		1355503~1356450		
42	1653925001	LOCK, free	2		1355503~1356450		

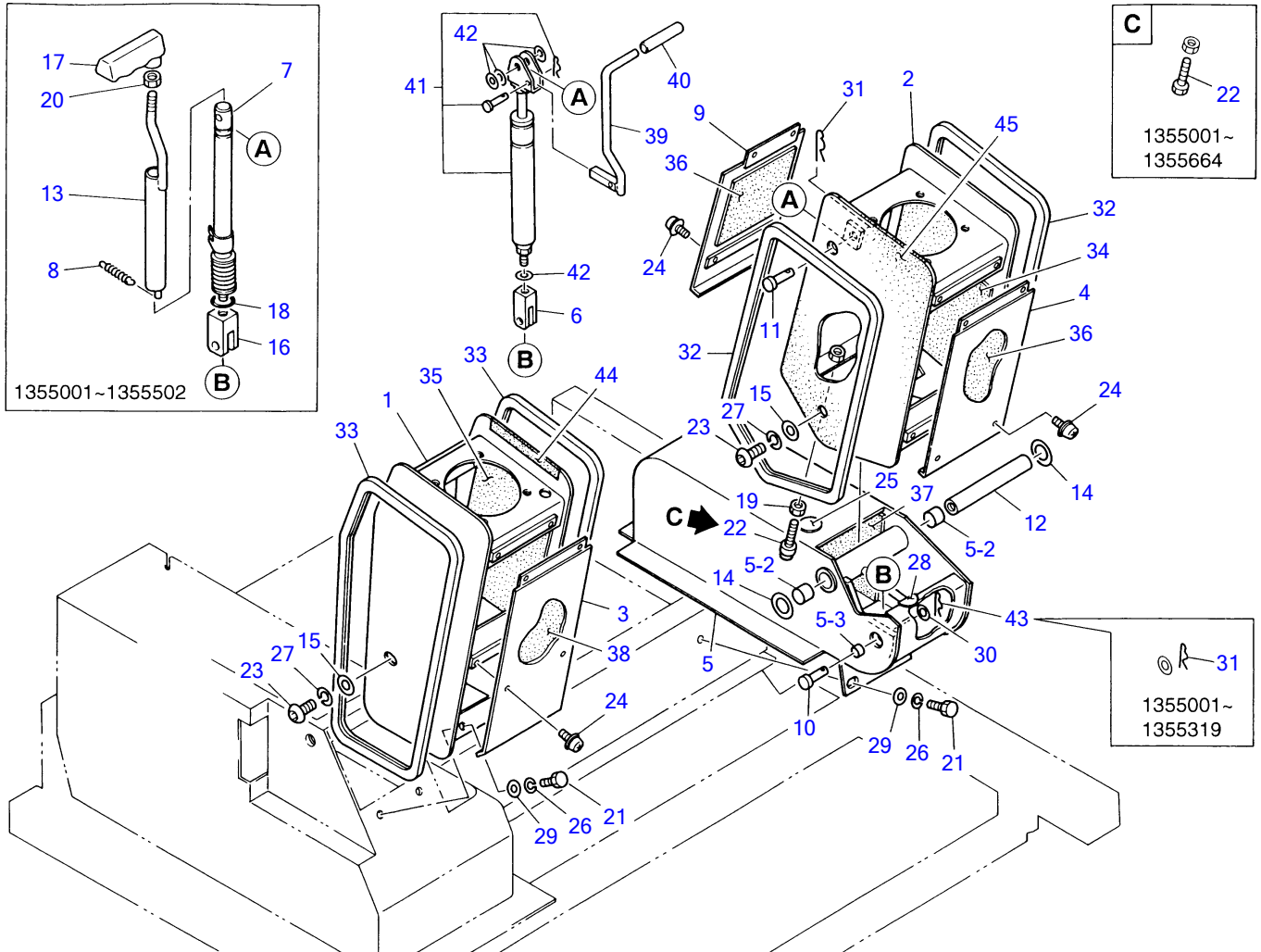
F313d3L



F3-13d-3-D

STAND (for Japan) (1356451~)

Item	Part number	Description	Q'ty	Chan.	Serial No.	Serv.	Remarks
1	0365116100	STAND (R.H.)	1				
2	0365116200	STAND (L.H.)	1				
3	0345100400	COVER	2				
4	0365113300	BRACKET	1				
4-1	1333002015	· BUSHING	2				
4-2	1333001208	· BUSHING	1				
5	0365116900	HANDRAIL	1		1356493~		with handrail
6	0345101400	COVER	1				
7	0365113400	PIN	2				
8	0395102300	PIN	2				
9	0093208300	WASHER	4				
10	0003612003	WASHER	4				
11	0345106600	PIN	2				
12	0365113500	YOKE	2				
13	1130040008	NUT	2				
14	1100090816	BOLT	6				without handrail
	1100090816	BOLT	6		1356451~1356492		with handrail
	1100090816	BOLT	2		1356493~		with handrail
15	0365115300	STOPPER	1				
16	1120991225	SCREW, cap	4				
17	1141110010	WASHER	8				
18	1150420510	SCREW	6				
19	1100090825	BOLT	4		1356493~		with handrail
20	1140090008	WASHER, spring	6				
21	1140090012	WASHER, spring	4				
22	1141190008	WASHER	4				
23	1214000010	PIN, snap	2				
24	1653917107	TRIM	4				sold by the meter
25	1141110012	WASHER	2				
26	0365110100	ABSORBENT	2				
27	0365110200	ABSORBENT	2				
28	0365110400	ABSORBENT	3				
29	0365110500	ABSORBENT	1				
30	1214000012	PIN, snap	2				
31	0365113600	LEATHER	1				
32	0365113700	LEATHER	1				
33	0365113800	LEVER	2				
34	1650202700	CAP	2				
35	1653925001	LOCK, free	2				
36	0365116600	PLATE	1				
37	0007000088	SPRING	1				
38	0004206133	SHAFT	1				
39	1100040625	BOLT	1				
40	1130040006	NUT	1				
41	1224010004	E-RING	2				
42	0365116700	STOPPER	1				
43	0365116800	PLATE	1				
44	0343400200	BRACKET	1		1356451~1356492		with handrail
	F313d4L						

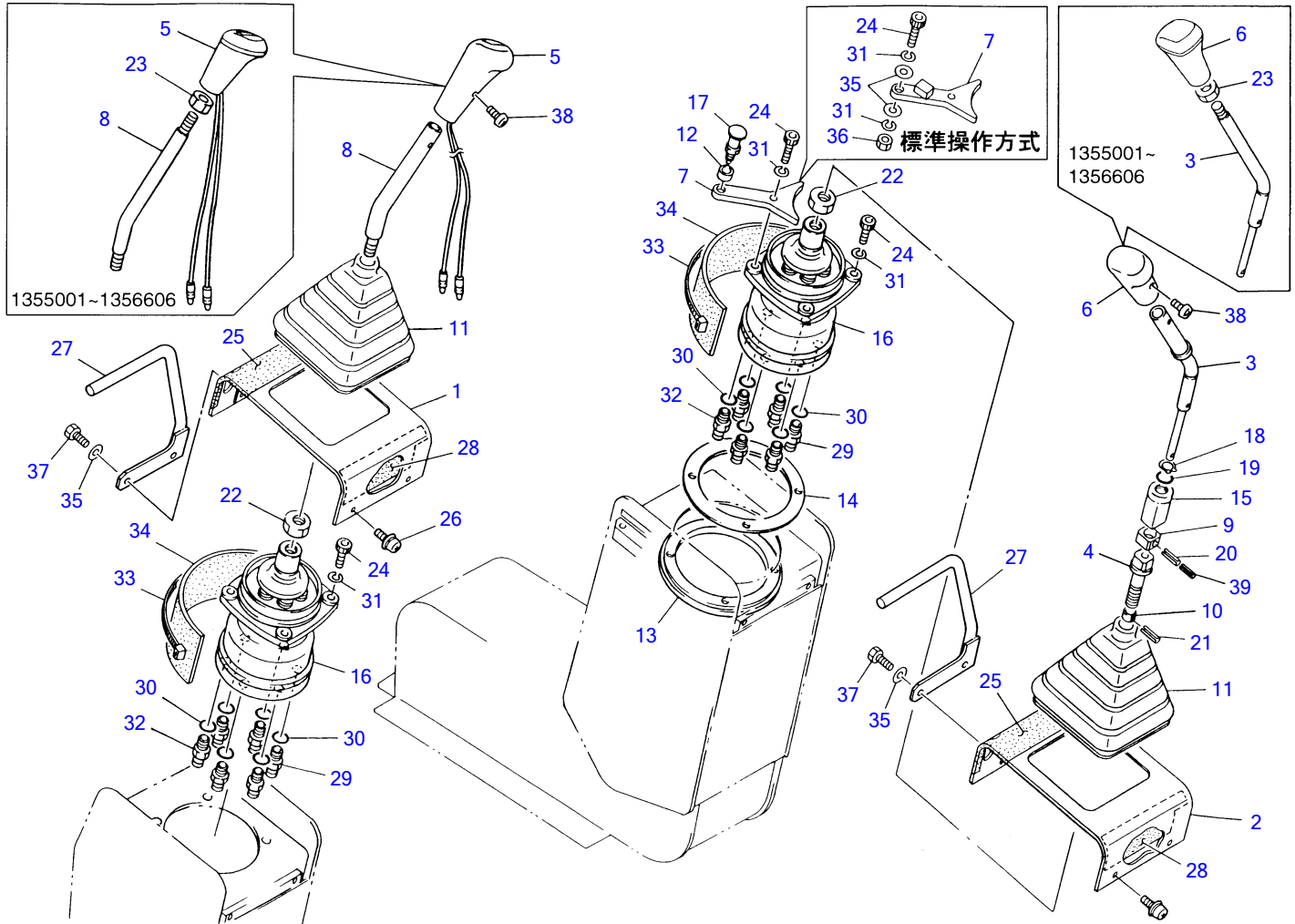


F3-13c-2-D

Item	Part number	Description	STAND		Serial No.	Serv.	Remarks
			Q'ty	Chan.			
1	0365111100	STAND (R.H.)	1		1355001~1355319		
	0365114100	STAND (R.H.)	1	(H)	1355320~		
2	0365111200	STAND (L.H.)	1		1355001~1355319		
	0365114200	STAND (L.H.)	1	(H)	1355320~1355736		
	0365117100	STAND (L.H.)	1		1355737~		
3	0365111400	COVER	1				
4	0345100400	COVER	1				
5	0365111500	BRACKET	1		1355001~1355319		
	0365114300	BRACKET	1		1355320~		
5-2	1333002015	· BUSHING	2				
5-3	1333001208	· BUSHING	1		1355320~		
6	0365113500	YOKE	1		1355503~		
7	0345106400	LOCK, mechanical	1		1355001~1355502		
8	0345100800	SPRING	1		1355001~1355502		
9	0345101400	COVER	1				
10	0345106500	PIN	1		1355001~1355319		
	0365113400	PIN	1		1355320~		
11	0345106600	PIN	1				
12	0395102300	PIN	1				
13	0395101910	SLEEVE	1		1355001~1355502		
14	0093208300	WASHER	2				
15	0003612003	WASHER	4				
16	0345106700	YOKE	1		1355001~1355502		
17	0345101600	GRIP	1		1355001~1355502		
18	1420010180	O-RING	1		1355001~1355502		
19	1130040008	NUT	1				
20	1130040010	NUT	1		1355001~1355502		
21	1100090816	BOLT	6				
22	1100040835	BOLT	1		1355001~1355664		
	0365115300	STOPPER	1	(H)	1355665~		
23	1120991225	SCREW	4				
24	1150420510	SCREW	6				
25	0479300013	PLATE	1		1355001~1355664		
26	1140090008	WASHER, spring	6				
27	1140090012	WASHER, spring	4				
28	0365114600	PLATE	1		1355001~1355664		
29	1141190008	WASHER	6				
30	1141110010	WASHER	1		1355001~1355319		
	1141110012	WASHER	1		1355320~		
31	1214000010	PIN, snap	2		1355001~1355319		
	1214000010	PIN, snap	1		1355320~		
32	1653917107	TRIM	2				sold by the meter
33	1653917105	TRIM	2				sold by the meter
34	0365110100	ABSORBENT	2				
35	0365111700	ABSORBENT	2				
36	0365110400	ABSORBENT	2				
37	0365112000	ABSORBENT	1				
38	0365112100	ABSORBENT	1				
39	0365113800	LEVER	1		1355503~		
40	1650202700	CAP	1		1355503~		
41	1653925001	LOCK, free	1		1355503~		
42	1141110010	WASHER	4		1355503~		
43	1214000012	PIN, snap	1		1355320~		
44	0365114400	LEATHER	1		1355302~		
45	0365114500	LEATHER	1		1355302~		

F313c2L

TB035 Book No.PG3-102Z5 S/N 1355001-1358193
OPERATION LEVER (for Japan)



F3-14c-3-D

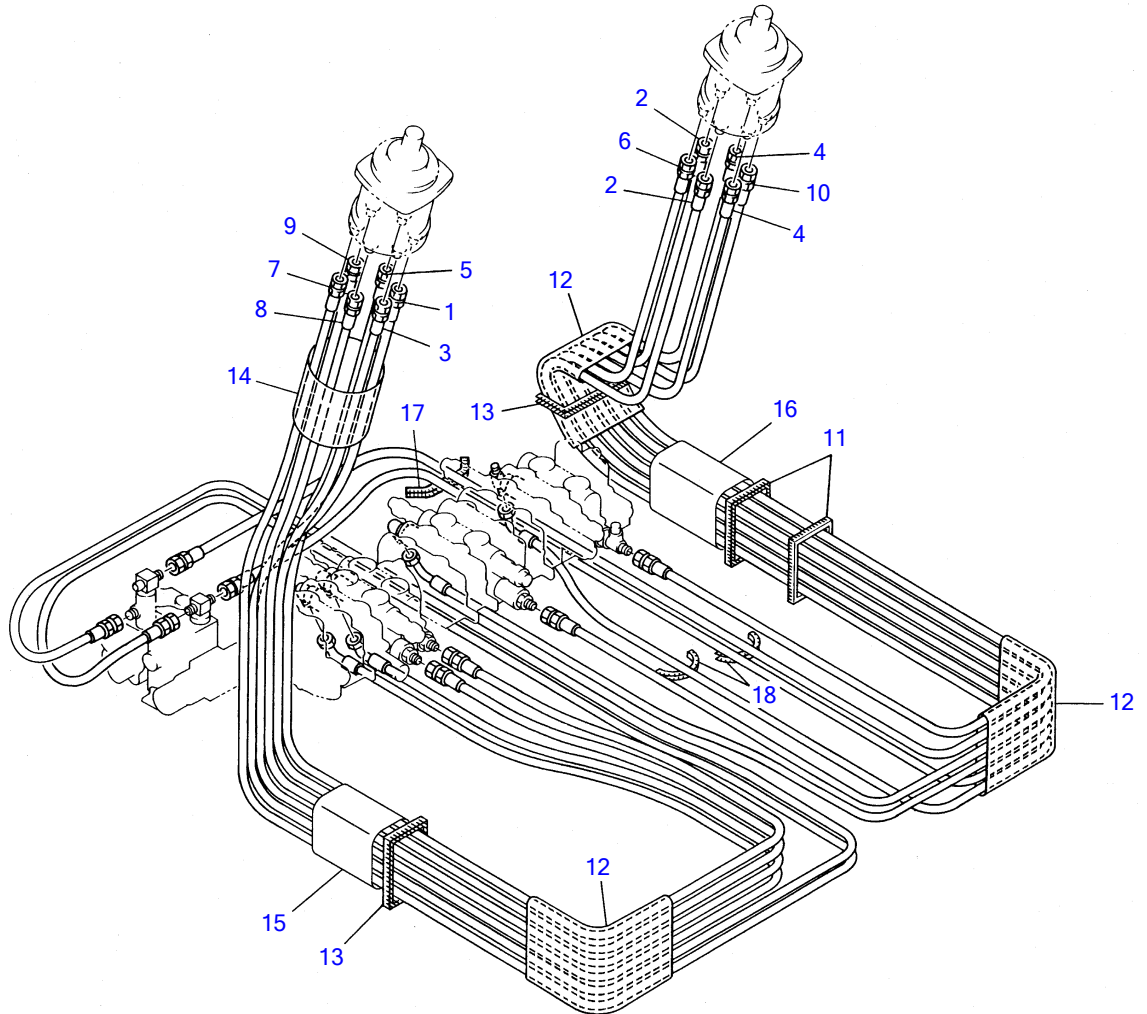
OPERATION LEVER (for Japan)							
Item	Part number	Description	Q'ty	Chan.	Serial No.	Serv.	Remarks
1	0345101700	COVER	1		1355001~1355664		
	0365115400	COVER	1	(H)	1355665~1355736		
	0365116300	COVER	1	(H)	1355737~		
2	0345101800	COVER	1		1355001~1355664		
	0365115500	COVER	1	(H)	1355665~1355736		
	0365116400	COVER	1	(H)	1355737~		
3	0345100900	LEVER	1	B	1355001~1356606		
	0345100950	LEVER	1	b (H)	1356607~		
4	0345101000	JOINT	1				
5	0345101100	GRIP (with horn switch)	1	A	1355001~1356606		
	1650203310	GRIP (with horn switch)	1	a (H)	1356607~		
6	0345101200	GRIP	1	B	1355001~1356606		
	1650203400	GRIP	1	b (H)	1356607~		
7	0345101300	LEVER	1				
	0365115100	LEVER	1				standerd
8	0345101500	LEVER	1	A	1355001~1356606		
	0345101550	LEVER	1	a (H)	1356607~		
9	0433208410	SLEEVE	1				
10	0395101500	COLLAR	1				
11	0395101600	BOOT	2				
12	0345101900	COLLAR	1				
13	0395100700	FLANGE	1				
14	0395100800	FLANGE	1				
15	0433208300	SLEEVE, lock	1				
16	1901721100	VALVE ASSY	2				
17	1230040110	PLUNGER, index	1				
18	1222014014	RING, snap	1				
19	1420010140	O-RING	1				
20	1213000320	PIN, spring	1				
21	1213010310	PIN, spring	1				
22	1130040014	NUT	2				
23	1131040012	NUT	2	A, B	1355001~1356606		
24	1110040630	SCREW, cap	8				
	1110040630	SCREW, cap	9				standerd
25	0365112300	SEAT	2		1355001~1355664		
	0365115200	SEAT	2	(H)	1355665~		
26	1150420510	SCREW	4				
27	0365113900	LEVER	2		1355503~1355736		
	0365116500	LEVER	2		1355737~		
28	0365110300	ABSORBENT	4				
29	1515600200	ADAPTOR	10				
30	1420010110	O-RING	12				
31	1140020006	WASHER, spring	8				
	1140020006	WASHER, spring	10				standerd
32	1512370008	ADAPTOR	2				
33	1652241400	BAND	2				
34	0365112200	ABSORBENT	2				
35	1141110006	WASHER	4				
	1141110006	WASHER	6				standerd
36	1130040006	NUT	1				
37	1100240620	BOLT	4				
38	1120590416	SCREW	2	a (H) , b [Ⓜ]	1356607~		
39	1213000178	PIN, spring	1		1356666~		
		NOTE					
		A SET "A" and a SET "a" have interchangeability.					
		A SET "B" and a SET "b" have interchangeability.					
	F314c3L						

OPERATION LEVER

Item	Part number	Description	Q'ty	Chan.	Serial No.	Serv.	Remarks
1	0345101100	GRIP (with horn switch)	1	A	1355001~1356324		
	1650203310	GRIP (with horn switch)	1	a (H)	1356325~		
2	0345101200	GRIP	1	B	1355001~1356324		
	1650203400	GRIP	1	b (H)	1356325~		
3	0395101600	BOOT	2				
4	0365111600	LEVER	2	A, B	1355001~1356324		
	0565102500	LEVER	2	a (H) , b [Ⓜ]	1356325~		
5	1901721200	VALVE ASSY	2				
6	1130140014	NUT	2				
7	1131040012	NUT	2	A, B	1355001~1356324		
8	1110040630	SCREW, cap	8				
9	1140020006	WASHER, spring	8				
10	1512370008	FILTER, line	2				
11	1515600200	ADAPTOR	9				
12	1515100110	ELBOW	1				
13	1420010110	O-RING	12				
14	0365111300	COVER	1				
15	0345101800	COVER	1		1355001~1355664		
	0365115500	COVER	1	(H)	1355665~1355736		
	0365116400	COVER	1	(H)	1355737~		
16	1150420510	SCREW	4				
17	0365113900	LEVER	1		1355503~1355736		
	0365116500	LEVER	1		1355737~		
18	0365112400	LERTHER	1				
19	0365110300	ABSORBENT	2				
20	0365111800	ABSORBENT	1				
21	0365111900	ABSORBENT	1				
22	1652241400	BAND	2				
23	0365112200	ABSORBENT	2				
24	0365112300	LERTHER	1		1355001~1355664		
	0365115200	LERTHER	1	(H)	1355665~		
25	1100240620	BOLT	2				
26	1141110006	WASHER	2				
27	1120590416	SCREW	2		1356325~		

NOTE
A SET "A" and a SET "a" have interchangeability.
A SET "B" and a SET "b" have interchangeability.

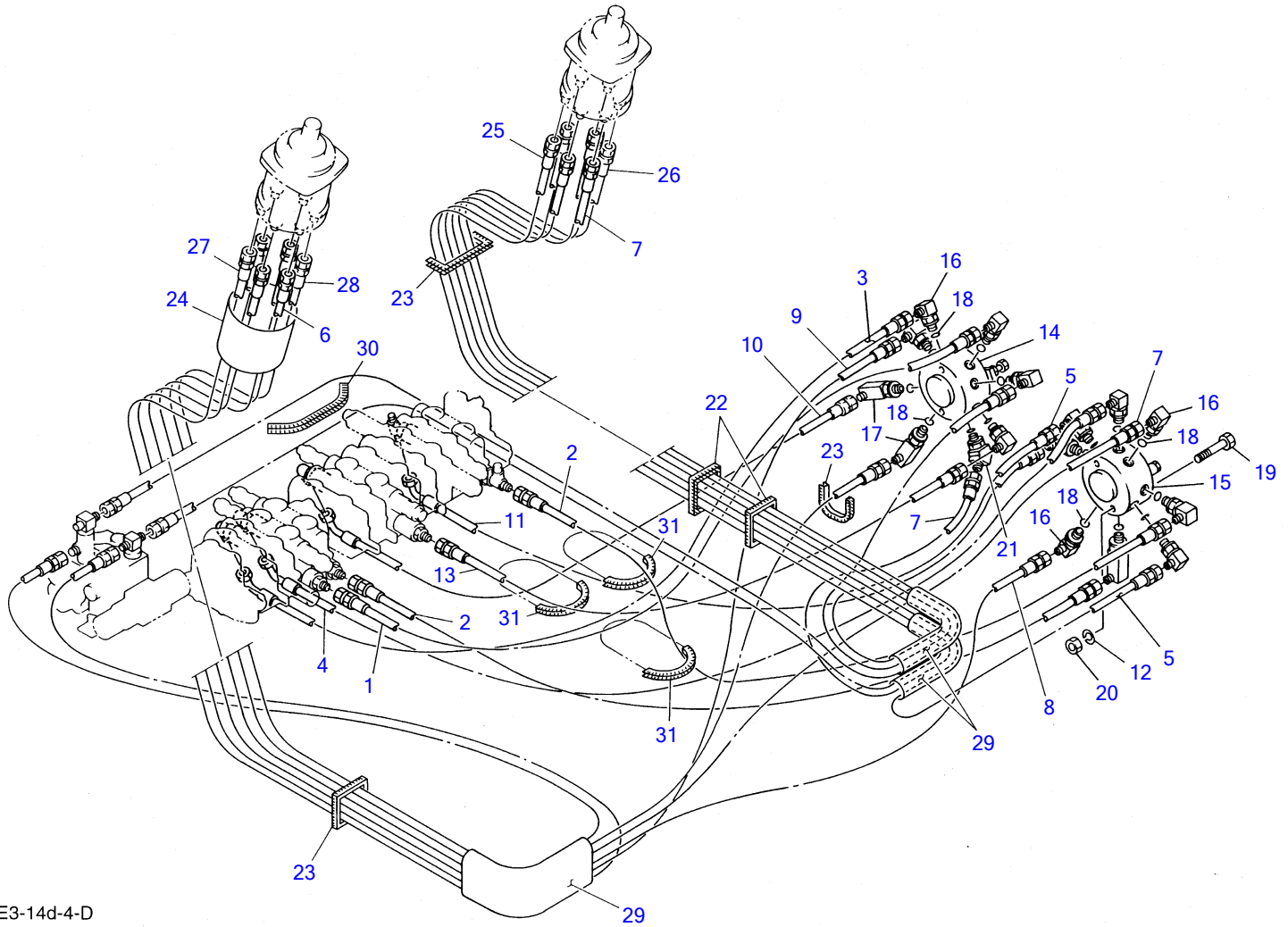
F314d3L



E3-14c-6-D

PIPING; OPERATION LEVER (A-B pattern)

Item	Part number	Description	Q'ty	Chan.	Serial No.	Serv.	Remarks
1	1934852130	HOSE ASSY	1				
2	1934822175	HOSE ASSY	2				
3	1934822195	HOSE ASSY	1				
4	1934852200	HOSE ASSY	2				
5	1934822215	HOSE ASSY	1				
6	1934822240	HOSE ASSY	1				
7	1934822125	HOSE ASSY	1				
8	1934822185	HOSE ASSY	1				
9	1934822235	HOSE ASSY	1				
10	1934822245	HOSE ASSY	1				
11	1653917009	TRIM	2				sold by the meter
12	1531335040	PROTECTOR	3				sold by the meter
13	1653917014	TRIM	2				sold by the meter
14	1531345010	PROTECTOR	1				sold by the meter
15	1531345015	PROTECTOR	1				sold by the meter
16	1531345025	PROTECTOR	1				sold by the meter
17	1653917024	TRIM	1				sold by the meter
18	1653916018	TRIM	2				sold by the meter
	E314c6L						



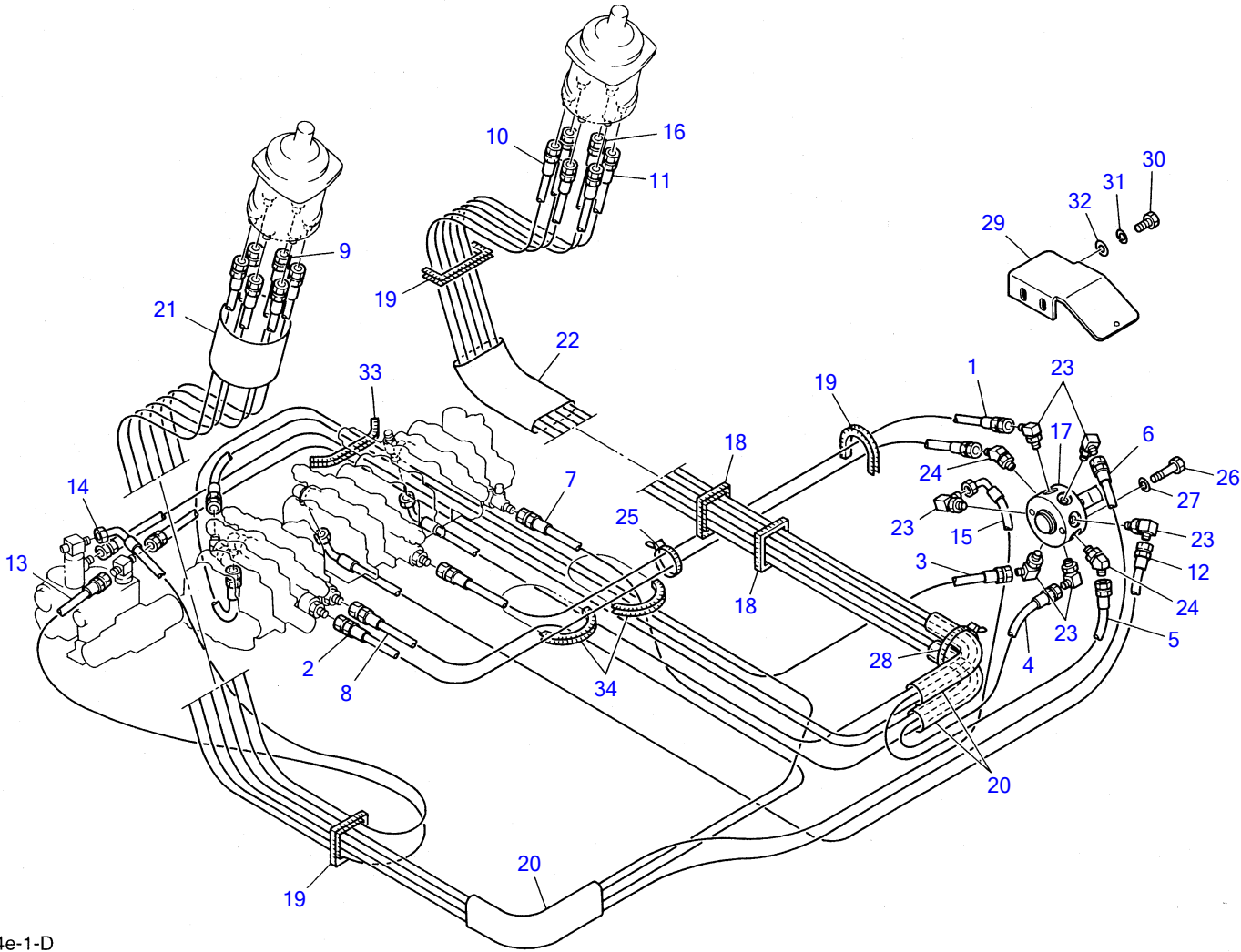
E3-14d-4-D

PIPING; OPERATION LEVER (for Japan; multi pattern)

Item	Part number	Description	Q'ty	Chan.	Serial No.	Serv.	Remarks
1	1934822060	HOSE ASSY	1				
2	1934822075	HOSE ASSY	2				
3	1934822100	HOSE ASSY	1				
4	1934822110	HOSE ASSY	1				
5	1934822160	HOSE ASSY	2				
6	1934822170	HOSE ASSY	1				
7	1934822150	HOSE ASSY	3				
8	1934822155	HOSE ASSY	1				
9	1934822175	HOSE ASSY	1				
10	1934852080	HOSE ASSY	1				
11	1934852090	HOSE ASSY	1				
12	1140020008	WASHER, spring	4				
13	1934822050	HOSE ASSY	1				
14	1901721300	VALVE, selector	1				
15	1901721400	VALVE, selector	1				
16	1515010040	ELBOW	12				
17	1515010510	ELBOW	3				
18	1420010110	O-RING	16				
19	1100040870	BOLT	4				
20	1130040008	NUT	4				
21	1515100110	ELBOW	1				
22	1653917009	TRIM	2				sold by the meter
23	1653917014	TRIM	3				sold by the meter
24	1531345010	PROTECTOR	1				sold by the meter
25	1934822240	HOSE ASSY	1				sold by the meter
26	1934822245	HOSE ASSY	1				
27	1934822125	HOSE ASSY	1				
28	1934852130	HOSE ASSY	1				
29	1531335030	PROTECTOR	3				sold by the meter
30	1653917024	TRIM	1				sold by the meter
31	1653916018	TRIM	3				sold by the meter

E314d5L

TB035 Book No.PG3-102Z5 S/N 1355001-1358193
PIPING; OPERATION LEVER (ISO-JCB pattern)

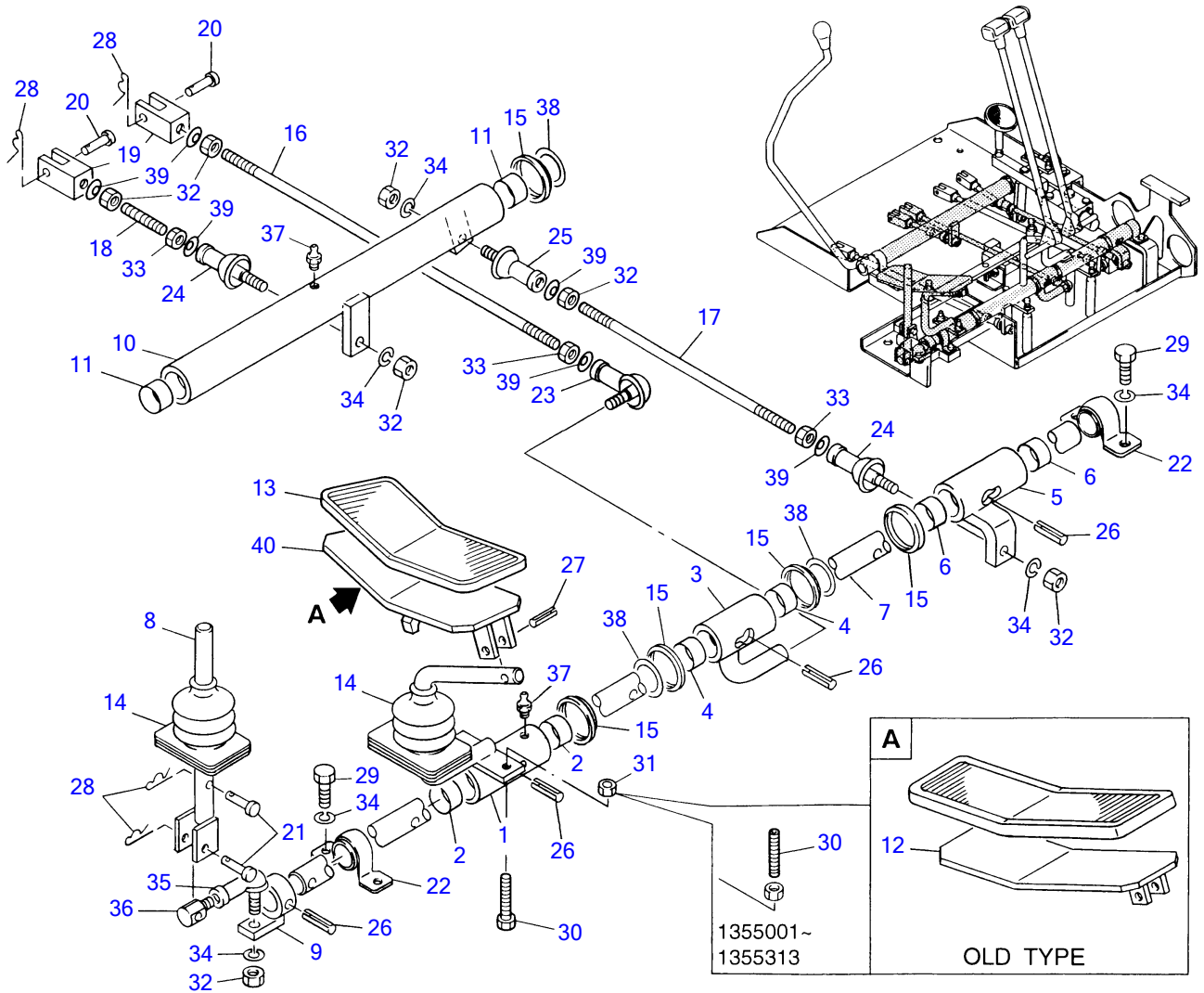


E3-14e-1-D

PIPING; OPERATION LEVER (ISO-JCB pattern)

Item	Part number	Description	Q'ty	Chan.	Serial No.	Serv.	Remarks
1	1934822050	HOSE ASSY	1				
2	1934822063	HOSE ASSY	1				
3	1934822103	HOSE ASSY	1				
4	1934822140	HOSE ASSY	1				
5	1934822155	HOSE ASSY	1				
6	1934822150	HOSE ASSY	1				
7	1934822175	HOSE ASSY	1				
8	1934822185	HOSE ASSY	1				
9	1934822215	HOSE ASSY	1				
10	1934822240	HOSE ASSY	1				
11	1934822245	HOSE ASSY	1				
12	1934852090	HOSE ASSY	1				
13	1934822125	HOSE ASSY	1				
14	1934852130	HOSE ASSY	1				
15	1934852160	HOSE ASSY	1				
16	1934852200	HOSE ASSY	1				
17	1901730500	VALVE, selector	1				
18	1653917009	TRIM	2				sold by the meter
19	1653917014	TRIM	3				sold by the meter
20	1531335030	PROTECTOR	3				sold by the meter
21	1531345010	PROTECTOR	1				sold by the meter
22	1531345025	PROTECTOR	1				sold by the meter
23	1515010040	ELBOW	6				
24	1515100110	ELBOW	2				
25	1652200004	BAND	1				
26	1100040655	BOLT	2				
27	1140020006	WASHER, spring	2				
28	1652200007	BAND	1				
29	0355119290	PLATE	1				
30	1100040820	BOLT	2				
31	1140020008	WASHER, spring	2				
32	1141110008	WASHER	2				
33	1653917024	TRIM	1				sold by the meter
34	1653916018	TRIM	2				sold by the meter
	E314e1L						

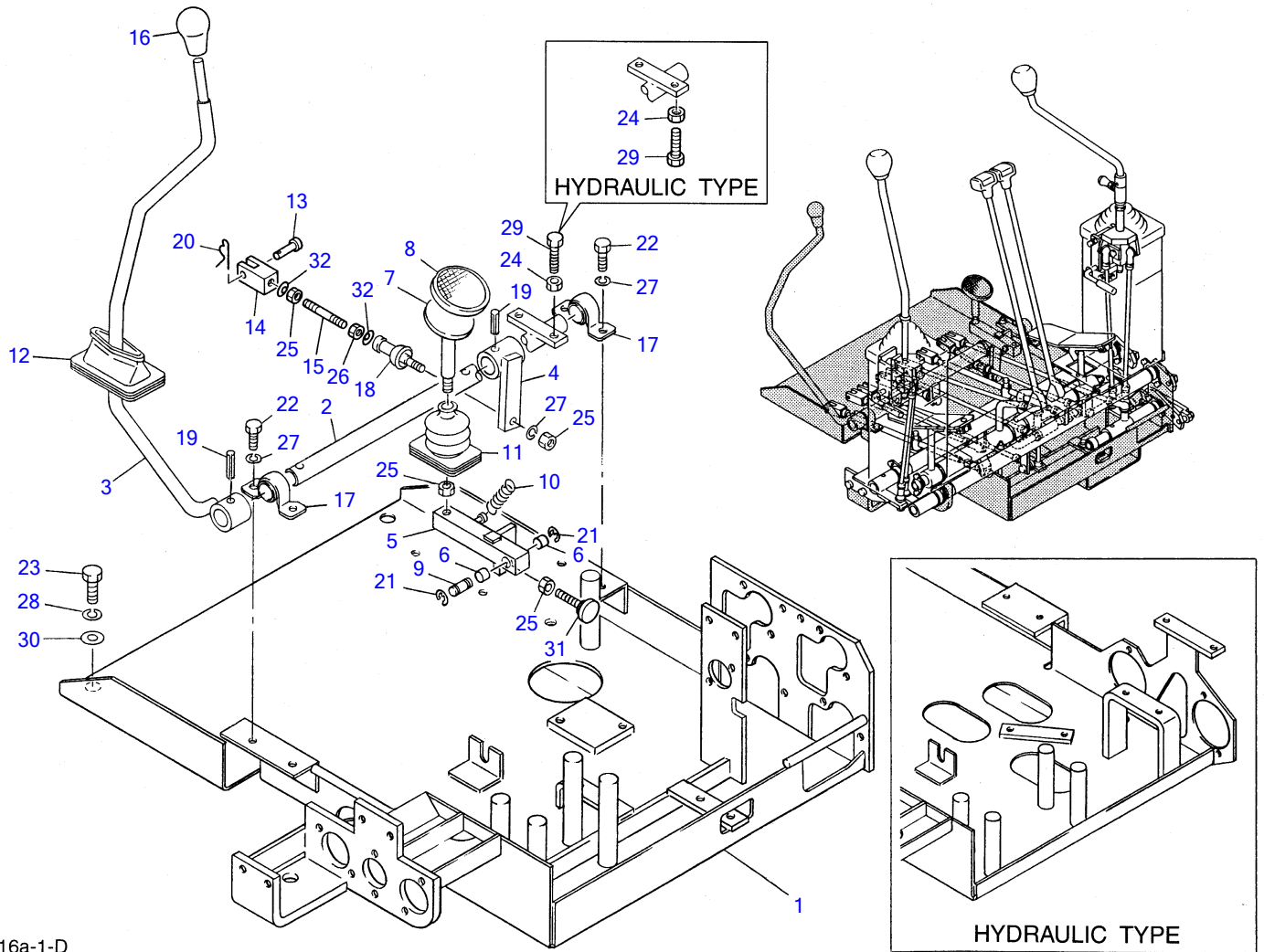
TB035 Book No.PG3-102Z5 S/N 1355001-1358193
SWING PEDAL & SWITCHING LEVER



F3-15b-1-D

SWING PEDAL & SWITCHING LEVER

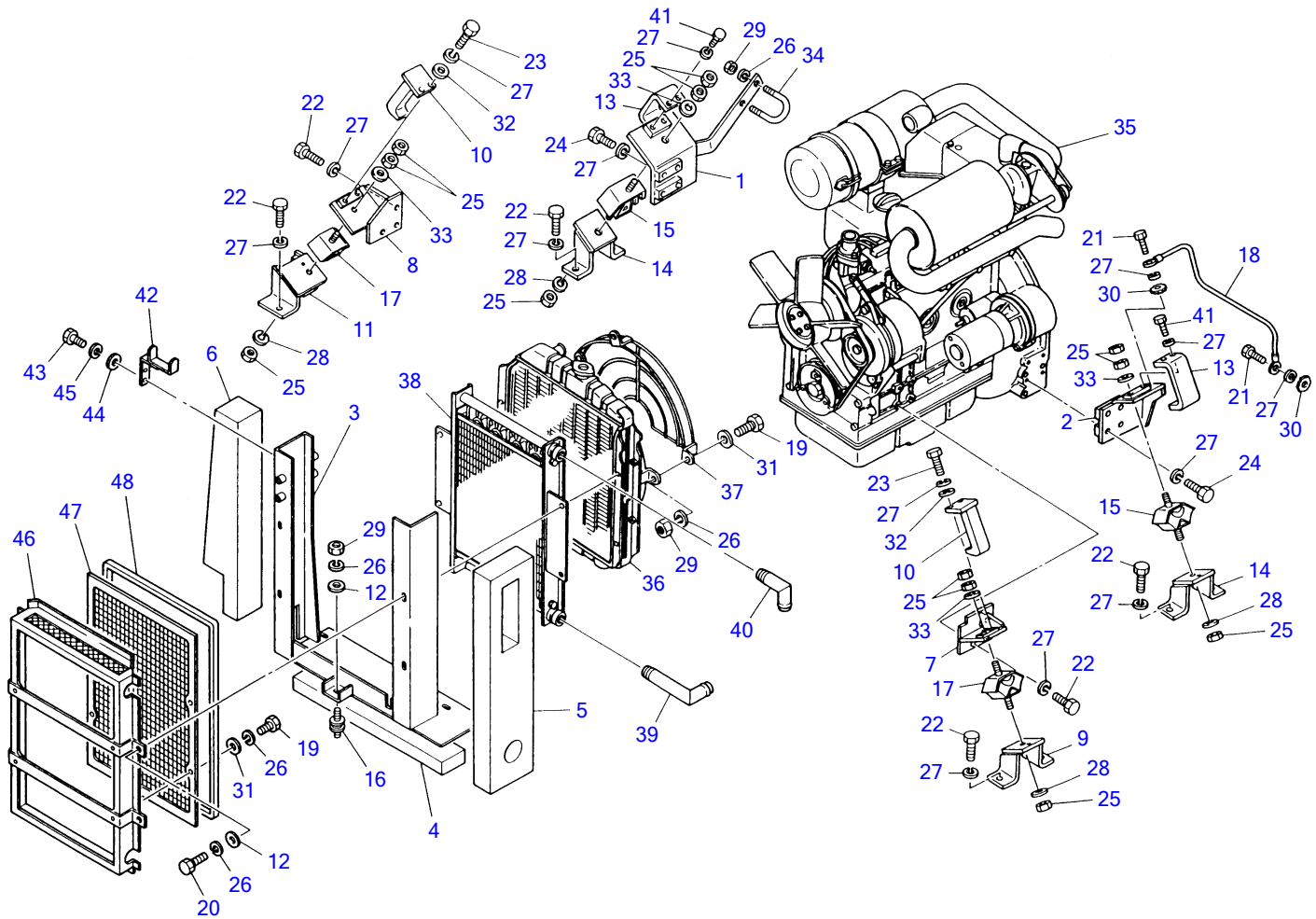
Item	Part number	Description	Q'ty	Chan.	Serial No.	Serv.	Remarks
1	0353222200	LEVER ASSY	1				
2	1333002015	• BUSHING	2				
3	0353222500	LEVER ASSY	1				
4	1333002015	• BUSHING	2				
5	0353222600	LEVER ASSY	1				
6	1333002015	• BUSHING	2				
7	0353222700	SHAFT	1				
8	0353220610	LEVER	1				
9	0353221100	LEVER	1				
10	0353211400	LEVER ASSY	1				
11	1333002015	• BUSHING	2				
12	0393201800	PEDAL	1		old type		
13	0463200700	COVER	1		1355001~1355454		
	0363214600	COVER	1	(H)	1355455~		
14	0163209900	BOOT	2		1355001~1355454		
	0363214700	BOOT	2	(H)	1355455~		
15	0353205032	SEAL	5				
16	0005008425	ROD	1		1355001~1355313		
	0005008370	ROD	1		1355314~		
17	0005008265	ROD	1				
18	0005008060	ROD	1				
19	0005506031	YOKE	2				
20	0004006017	PIN	2				
21	0004000006	PIN	2				
22	1332002022	MINI-PILLOW	2				
23	1340000085	END, rod	1				
24	1340300085	END, rod	2				
25	1340300080	END, rod	1				
26	1213010830	PIN, spring	4				
27	1213010630	PIN, spring	1				
28	1214000006	PIN, snap	4				
29	1100040816	BOLT	4				
30	1121050640	SET-SCREW	2		1355001~1355313		
	1100240640	BOLT	2	(H)	1355314~		
31	1130040006	NUT	2				
32	1130040008	NUT	7				
33	1131540008	NUT	3				
34	1140020008	WASHER, spring	8				
35	1340000080	END, rod	1				
36	0353220710	BOLT	1				
37	1560011006	NIPPLE, grease	2				
38	0093208300	WASHER	3				
39	1225000008	WASHER	6				
40	0393206900	PEDAL	1		new type		
	F315b1L						



F3-16a-1-D

DOZER BLADE LEVER

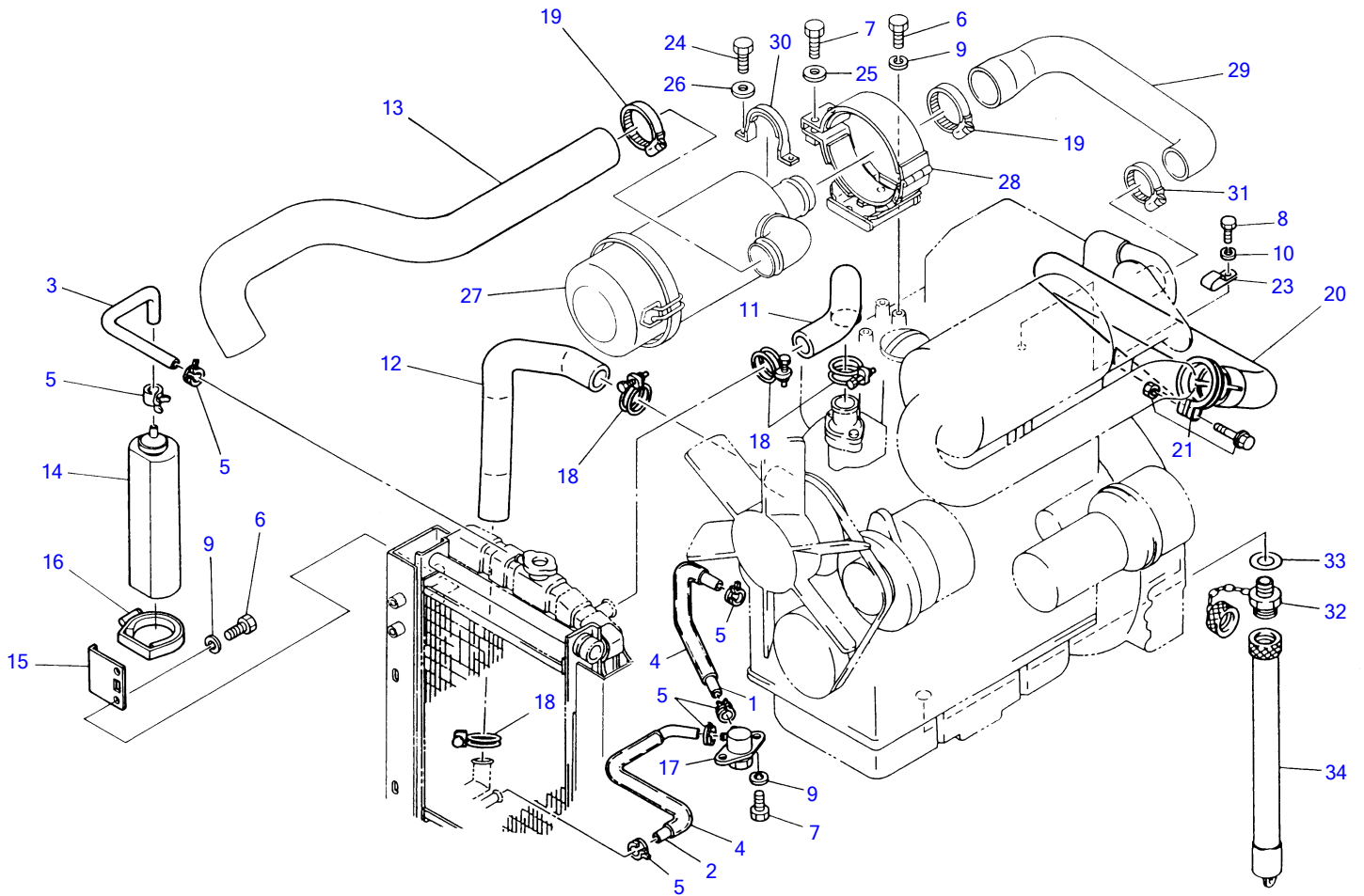
Item	Part number	Description	Q'ty	Chan.	Serial No.	Serv.	Remarks
1	0353210150	PLATE	1				link pattern
	0353222100	PLATE (for Japan)	1				hydraulic pattern
	0353227100	PLATE	1				hydraulic pattern
2	0353211100	SHAFT	1				
3	0363210100	LEVER	1				
4	0353211300	LEVER	1				
5	0353211500	LEVER ASSY	1		1355001~1355418		
	0363214400	LEVER ASSY	1		1355419~		
6	1333001010	• BUSHING	2				
7	0433201600	PEDAL	1				
8	0143264800	COVER	1				
9	0004210033	SHAFT	1				
10	0143283500	SPRING	1				
11	0433202200	BOOT	1		1355001~1355454		
	0363214700	BOOT	1	(H)	1355455~		
12	0433207800	BOOT	1		1355001~1355454		
	0363214500	BOOT	1	(H)	1355455~		
13	0004006017	PIN	1				
14	0005506031	YOKE	1				
15	0005008070	ROD	1				
16	1650153655	GRIP	1				
17	1332002022	MINI-PILLOW	2				
18	1340300085	END, rod	1				
19	1213010830	PIN, spring	2				
20	1214000006	PIN, snap	1				
21	1224010008	E-RING	2				
22	1100040816	BOLT	4				
23	1100041020	BOLT	4				
24	1130040006	NUT	2				
25	1130040008	NUT	4				
26	1131540008	NUT	1				
27	1140020008	WASHER, spring	5				
28	1140020010	WASHER, spring	4				
29	1100040635	BOLT	2				link pattern
	1100240640	BOLT	2				hydraulic pattern
30	0003600025	WASHER	4				
31	0343229200	BOLT	1				
32	1225000008	WASHER	2				
	F316a2L						



G3-18a-1-D

ENGINE & ACCESSORIES 1

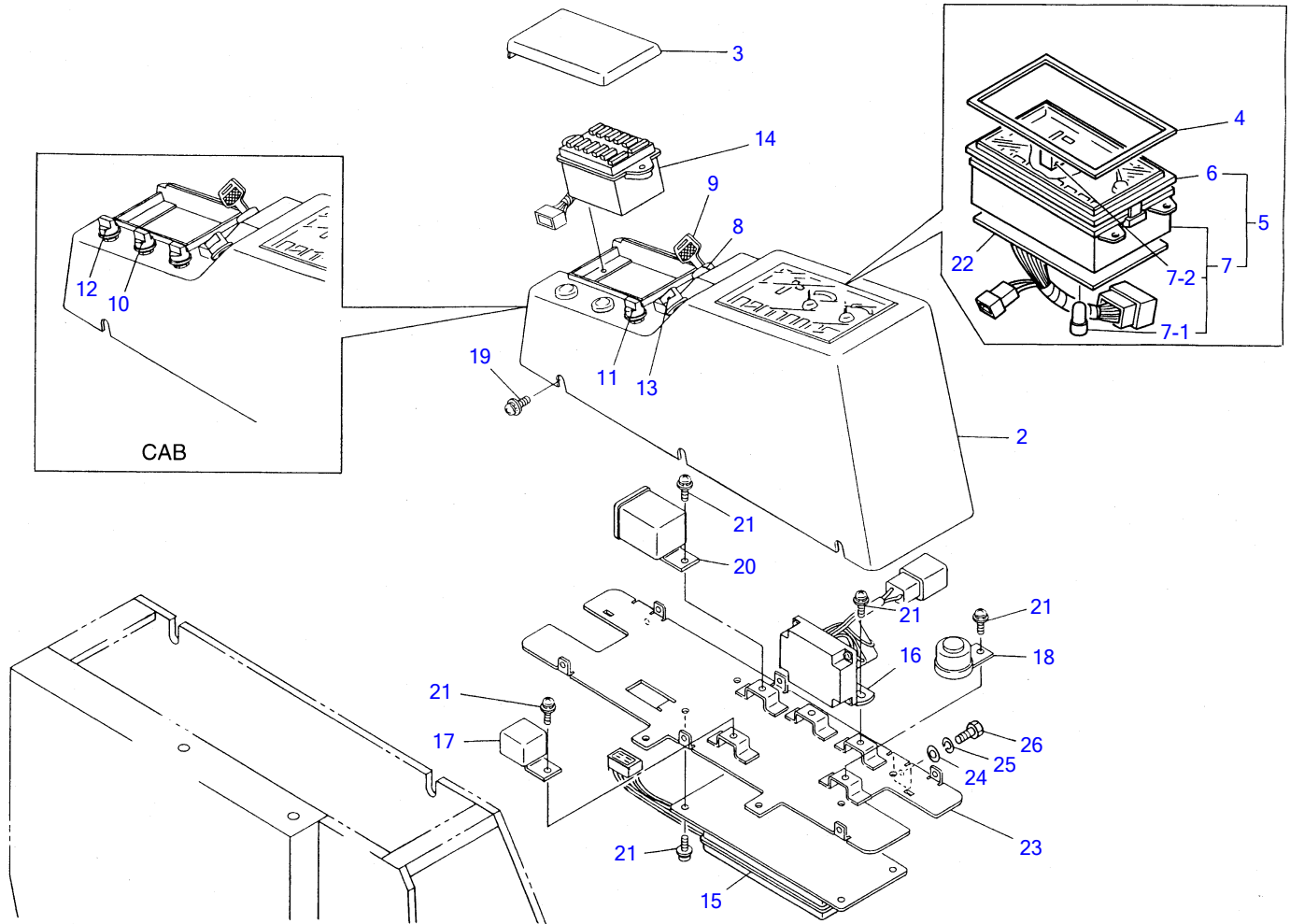
Item	Part number	Description	Q'ty	Chan.	Serial No.	Serv.	Remarks
1	0374001100	FOOT, engine	1				
2	0374001200	FOOT, engine	1				
3	0354001300	BRACKET	1				
4	0364010100	ABSORBENT	1				
5	0364011100	ABSORBENT	1				
6	0374001300	ABSORBENT	1				
7	0434004100	FOOT, engine	1				
8	0434004200	FOOT, engine	1				
9	0434004700	BRACKET	1				
10	0434004600	STOPPER	2				
11	0444002100	BRACKET	1				
12	0003608252	WASHER	7				
13	0374001400	STOPPER	2				
14	0374001500	BRACKET	2				
15	1651044003	RUBBER, cushion	2				
16	1651014003	RUBBER, cushion	3				
17	1651040002	RUBBER, cushion	2				
18	1702430280	CABLE, earth	1				
19	1100040816	BOLT	2		1355001~1355577		
	1100040816	BOLT	6		1355578~		
20	1100040825	BOLT	4				
21	1100041016	BOLT	2				
22	1100041025	BOLT	14				
23	1100041030	BOLT	4				
24	1100041035	BOLT	8				
25	1130040012	NUT	12				
26	1140020008	WASHER, spring	11		1355001~1355577		
	1140020008	WASHER, spring	15		1355578~		
27	1140020010	WASHER, spring	32				
28	1140020012	WASHER, spring	4				
29	1130040008	NUT	7				
30	1140330010	WASHER	2				
31	1141110008	WASHER	4		1355001~1355577		
	1141110008	WASHER	8		1355578~		
32	1141110010	WASHER	4				
33	1141550012	WASHER	4				
34	1533201012	BOLT	1				
35	1910081001	ENGINE	1		1355001~1355535		3TN84TL-RTBY
	1910105001	ENGINE	1	(H)	1355536~		3TN84TL-RTBY
36	1910067602	RADIATOR	1				Y 129132-44500
37	1910067051	GUARD	1				Y 129132-44590
38	1910081003	COOLER, oil	1				Y 529132-44909
39	0364011200	PIPE	1				
40	0374000300	PIPE	1				
41	1100041020	BOLT	4				
42	0354001700	BRACKET	1		1355401~		
43	1100040616	BOLT	2		1355401~		
44	1141110006	WASHER	2		1355401~		
45	1140020006	WASHER, spring	2		1355401~		
46	0364011400	COVER	1		1355578~		
47	0364011500	NET	1		1355578~		
48	0364011600	SPONGE	1		1355578~		
	G318a5L						



G3-19a-2-D

ENGINE & ACCESSORIES 2

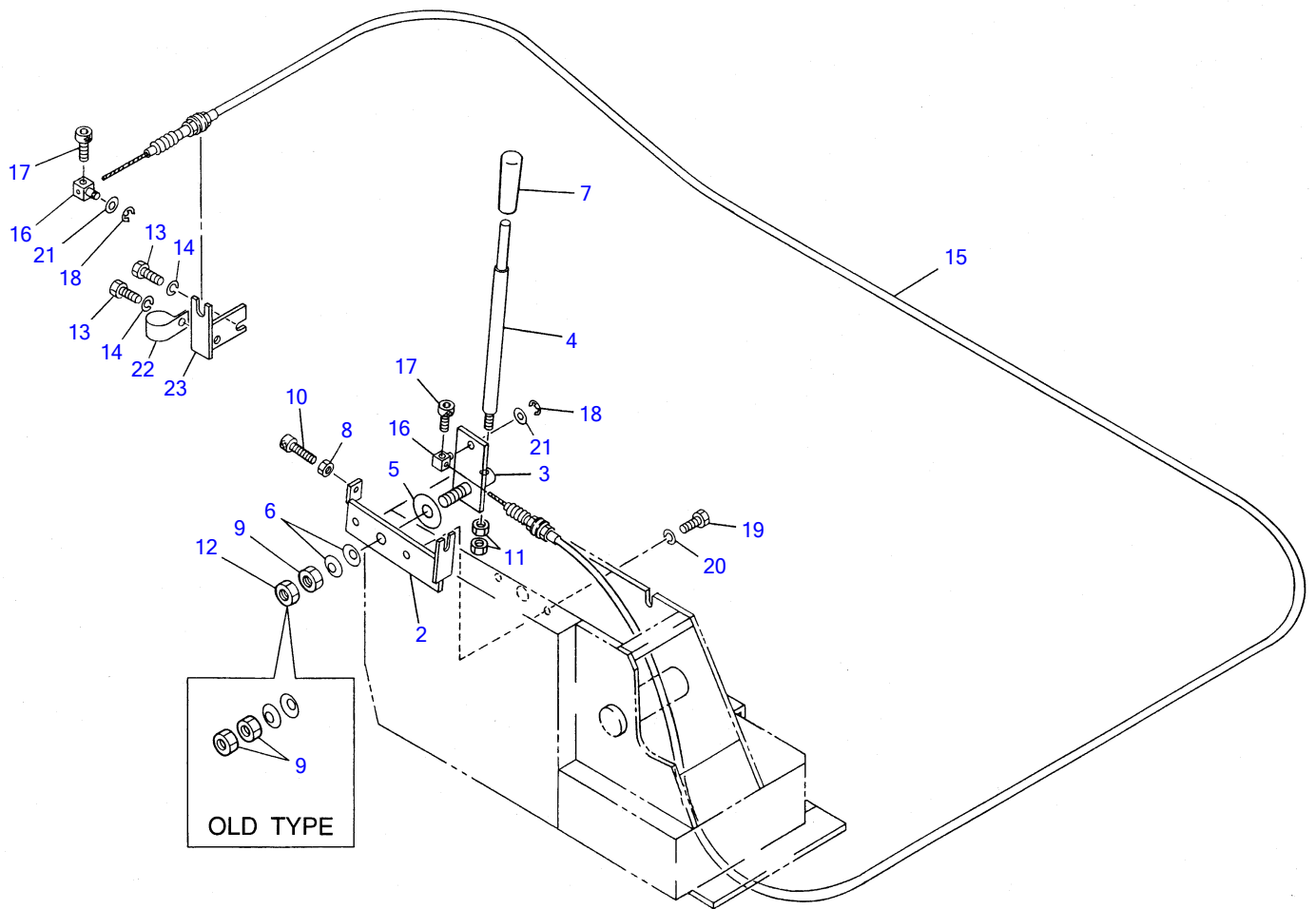
Item	Part number	Description	Q'ty	Chan.	Serial No.	Serv.	Remarks
1	1531407030	HOSE	1				sold by the meter
2	1531407060	HOSE	1				sold by the meter
3	X *****	HOSE	1				Y 129132-44530
4	1531115053	HOSE	2				sold by the meter
5	1533120011	BAND	6				
6	1100040816	BOLT	6				
7	1100040825	BOLT	3				
8	1100041016	BOLT	2				
9	1140020008	WASHER, spring	9				
10	1140020010	WASHER, spring	2				
11	1910067611	HOSE	1				Y 119860-49010
12	1910067612	HOSE	1				Y 119860-49020
13	1910081024	HOSE	1				Y 129132-12220
14	1910047040	TANK, sub	1				Y 171064-44510
15	1910047052	BRACKET	1				Y 121256-44600
16	1910047047	BAND	1				Y 124450-44550
17	1910078037	VALVE	1				Y 129150-49100
18	1910006013	BAND	4				Y 23010-038000
19	1910032047	BAND	2				Y 23000-060000
20	1910081021	PIPE	1				Y 129139-13700
21	1910050015	CLAMP	1				Y 121120-13500
23	0007500035	CLAMP	2				
24	1100040616	BOLT	2				
25	1141110008	WASHER	2				
26	1141110006	WASHER	2				
27	1910068007	CLEANER, air	1				
28	1910068052	BRACKET	1				Y 129132-12581
29	1910068013	HOSE	1				Y 129139-12070
30	1910081017	BAND	1				Y 129132-12800
31	1910068017	BAND	1				Y 23000-048000
32	1554502250	PLUG	1				for EU
33	1541400722	WASHER	1				for EU
34	1554512600	TUBE	1				for EU
	G319a4L						



K2-20a-8-D

CONTROL BOX

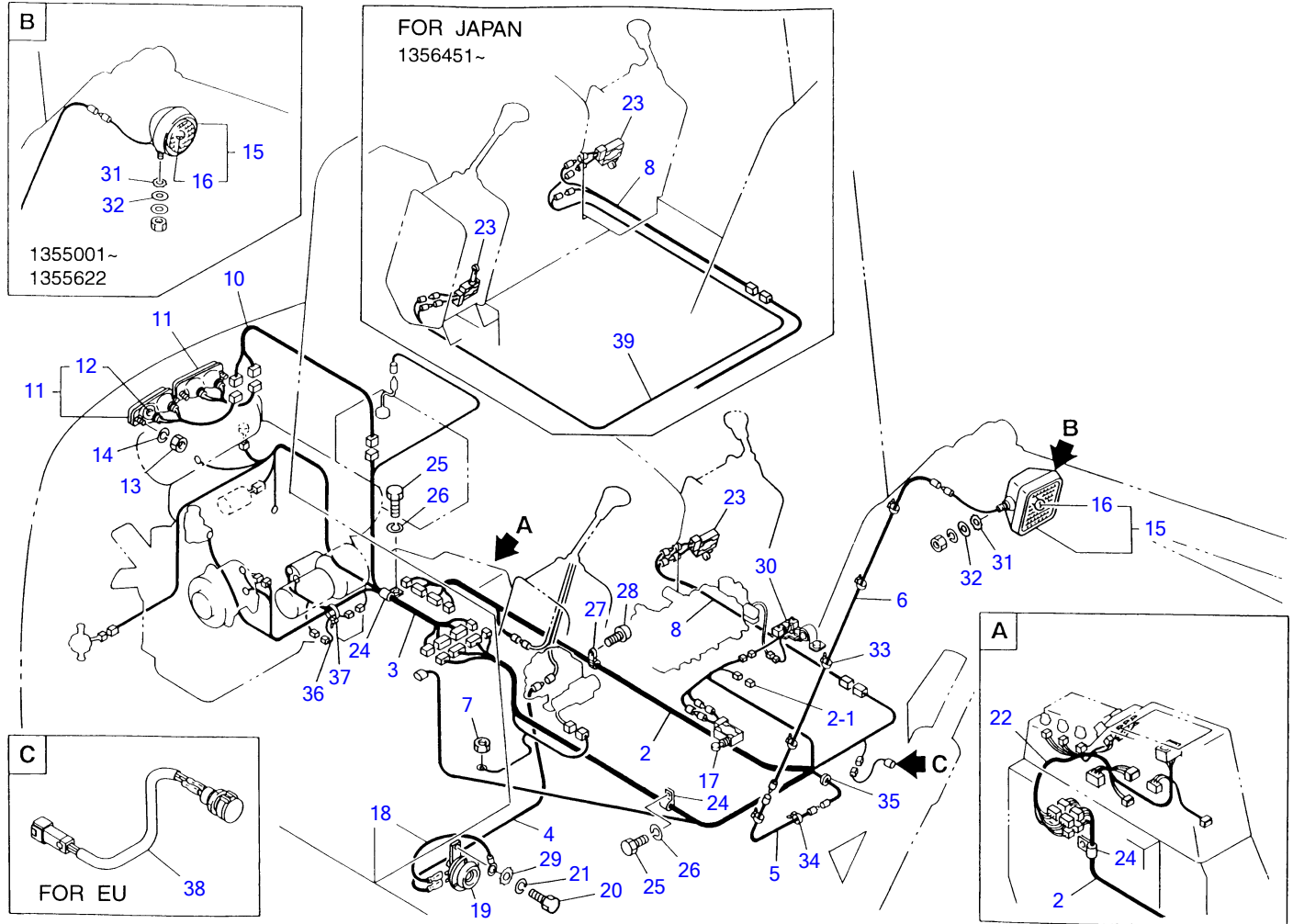
Item	Part number	Description	Q'ty	Chan.	Serial No.	Serv.	Remarks
1	1730140290	INSTRUMENT PANEL	1		1355001~1355376		canopy
	1730140360	INSTRUMENT PANEL	1	(H)	1355377~		canopy
	9730140292	INSTRUMENT PANEL	1		1355001~1355376		cab
	9730140362	INSTRUMENT PANEL	1	(H)	1355377~		cab
2	1730140171	• PANEL	1				
3	1730140172	• COVER	1				
4	1730140173	• GASKET	1				
5	1730145250	• GAUGE, cluster	1				11020-KW9000
6	1730140174	• • COVER, front	1				
7	1730140175	• • HOUSING	1				
7-1	1730140216	• • • BULB	11				12V, 2W
7-2	1730100400	• • • METER, hour	1				
8	1700100018	• SWITCH, starter	1		1355001~1355376		
	1700100023	• SWITCH, starter	1	(H)	1355377~		
9	1700100019	• KEY	1				
10	1704300007	• SWITCH, wiper	1				cab
11	1701000600	• SWITCH, light	1				
12	1911503400	• SWITCH, heater	1				cab
13	1700100017	• SWITCH, flasher	1				
14	1701201500	• BOX, fuse	1				
15	1730140240	• UNIT-CONTROL	1				
16	1910080106	• RELAY, safety	1				Y 129136-77100
17	1711900028	• RELAY	1		old type		
	1711900042	• RELAY	1	(H)	new type		
18	1703000002	• BUZZER	1				
19	1150120416	• BOLT	6				
20	1711900029	• UNIT, flasher	1				
21	1122500610	• SCREWY	9				
22	1730140178	• CIRCUIT ASSY	1				
23	1730140179	• PLATE ASSY	1				
24	1141190006	WASHER	4				
25	1140090006	WASHER, spring	4				
26	1100090616	BOLT	4				
	K220a8L						



F3-21a-2-D

ENGINE CONTROL

Item	Part number	Description	Q'ty	Chan.	Serial No.	Serv.	Remarks
1	0364190010	CONTROL ASSY, engine	1		old type		
	0364190020	CONTROL ASSY, engine	1		new type		
2	0344100100	• PLATE	1				
3	0354101200	• LEVER	1	(L)	old type		
	0364110200	• LEVER	1	(H)	new type		
4	0364110100	• SHAFT	1				
5	0344100400	• WASHER	1				
6	1225110014	• SPRING, conical	2				
7	1650132050	• GRIP	1				
8	1130040008	• NUT	1				
9	1130540014	• NUT	2		old type		
	1130540014	• NUT	1		new type		
10	1121040825	• SCREW, cap	1				
11	1130140010	• NUT	2				
12	1130640014	• NUT	1		new type		
13	1100040816	BOLT	2				
14	1140020008	WASHER, spring	2				
15	0354101100	WIRE	1				
16	0007900020	PIN	2				
17	1110040510	BOLT, socket	2				
18	1224010006	E-RING	2				
19	1100041030	BOLT	2				
20	1140020010	WASHER, spring	2				
21	1141110008	WASHER	2				
22	0007300013	CLAMP	1				
23	0354000400	BRACKET	1				
	F321a2L						

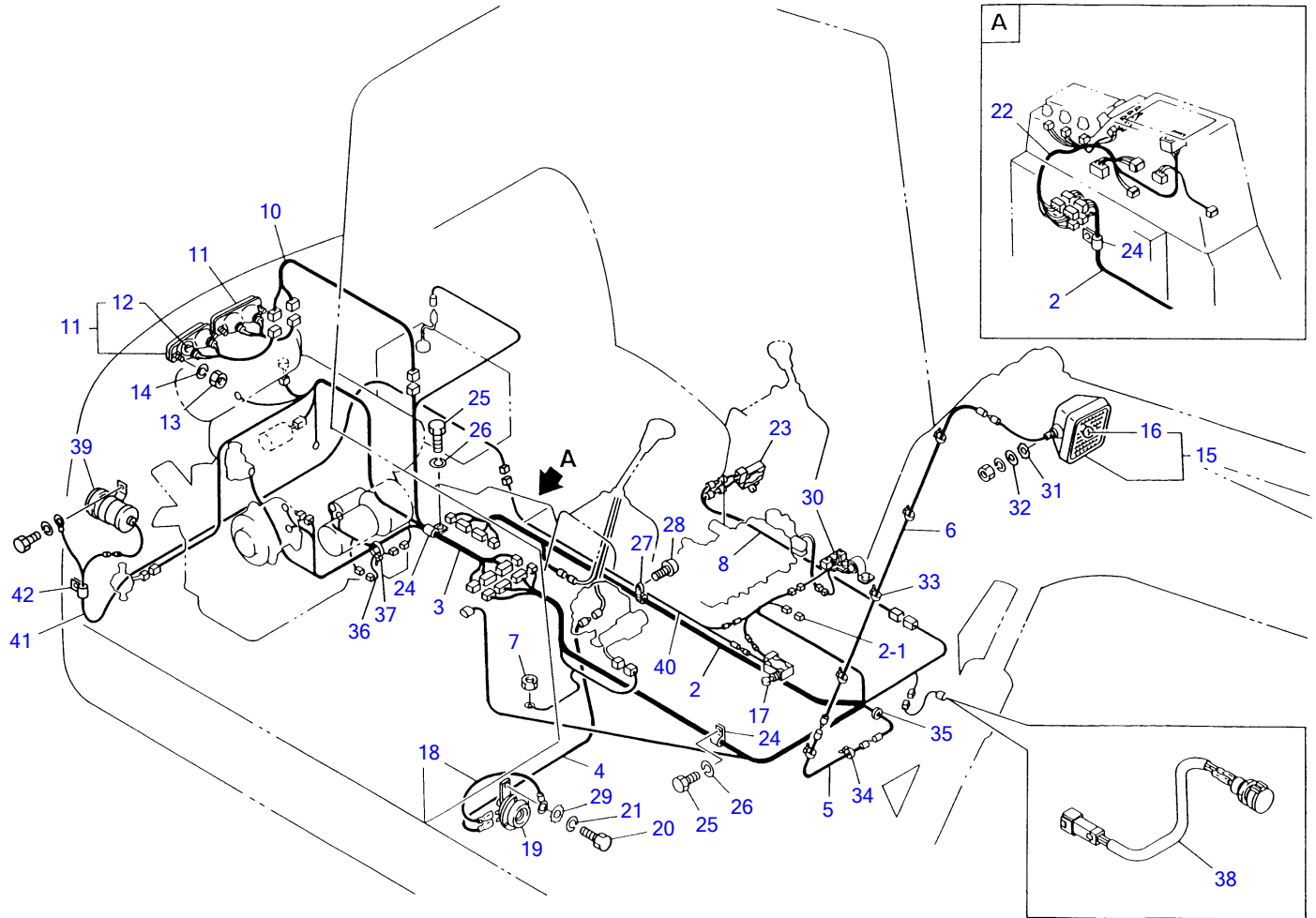


G3-22a-1-D

ELECTRICAL 1

Item	Part number	Description	Q'ty	Chan.	Serial No.	Serv.	Remarks
1	0354290000	HARNESS ASSY, wiring	1		1355001~1356111		
	0354290010	HARNESS ASSY, wiring	1		1356112~		
2	0354202100	· HARNESS, wiring	1		1355001~1356111		
	0354204100	· HARNESS, wiring	1		1356112~		
2-1	1730500008	· · DIODE	2				
3	0354202200	· HARNESS, wiring	1		1355001~1356111		
	0354204200	· HARNESS, wiring	1		1356112~		
4	0354202400	WIRE	1				
5	0434200500	WIRE	1				
6	0434200600	WIRE	1		old type		
	0436011100	WIRE	1	(H)	new type		
7	1130040010	NUT	1				
8	0354202300	HARNESS, wiring	1				
10	0358201120	HARNESS, wiring	1				
11	1703002000	LAMP ASSY	2				
12	1703002003	· BULB	2				
13	1130030004	NUT	4				
14	1140020004	WASHER, spring	4				
15	1703002500	LAMP ASSY	1		1355001~1355622		
	1703002700	LAMP ASSY	1		1355623~		
16	1703002508	· BULB	1		1355001~1355622		
	1703002706	· BULB	1		1355623~		
17	1700003502	SWITCH, limit	1		1355001~1355313		NC pattern
	1700003512	SWITCH, limit	1		1355314~		NO pattern
18	0424200700	WIRE	1				
19	1703500612	HORN	1				
20	1100040816	BOLT	1				
21	1140020008	WASHER, spring	1				
22	1730140176	HARNESS ASSY, wiring	1				
23	1700003540	SWITCH, limit	1		1355001~1355526		for Japan
	1700003504	SWITCH, limit	1		1355527~1356450		for Japan
	1700003504	SWITCH, limit	2		1356451~		for Japan
	1700003504	SWITCH, limit	1		1355001~1355526		
	1700003540	SWITCH, limit	1		1355527~		
24	0007300001	CLAMP	2				
25	1100040812	BOLT	1				
26	1140020008	WASHER, spring	1				
27	1652221051	BAND	1				
28	1120530512	SCREW	1				
29	1140330008	WASHER	1				
30	1901027850	UNIT, resistor	1				
31	1140330008	WASHER	1		1355001~1355622		
	1140330012	WASHER	1		1355623~		
32	1141110008	WASHER	1		1355001~1355622		
	1141110012	WASHER	1		1355623~		
33	1652200005	BAND	4				
34	1652201005	BAND	2				
35	1652041130	GROMMET	1				
36	0394202300	LINK, fusible	1		1356112~		
37	1652231250	BAND	1		1356112~		
38	0394203100	SOCKET ASSY	1		1356112~		for EU
39	0354206100	HARNESS, wirig	1		1356451~		for Japan

G322a2L

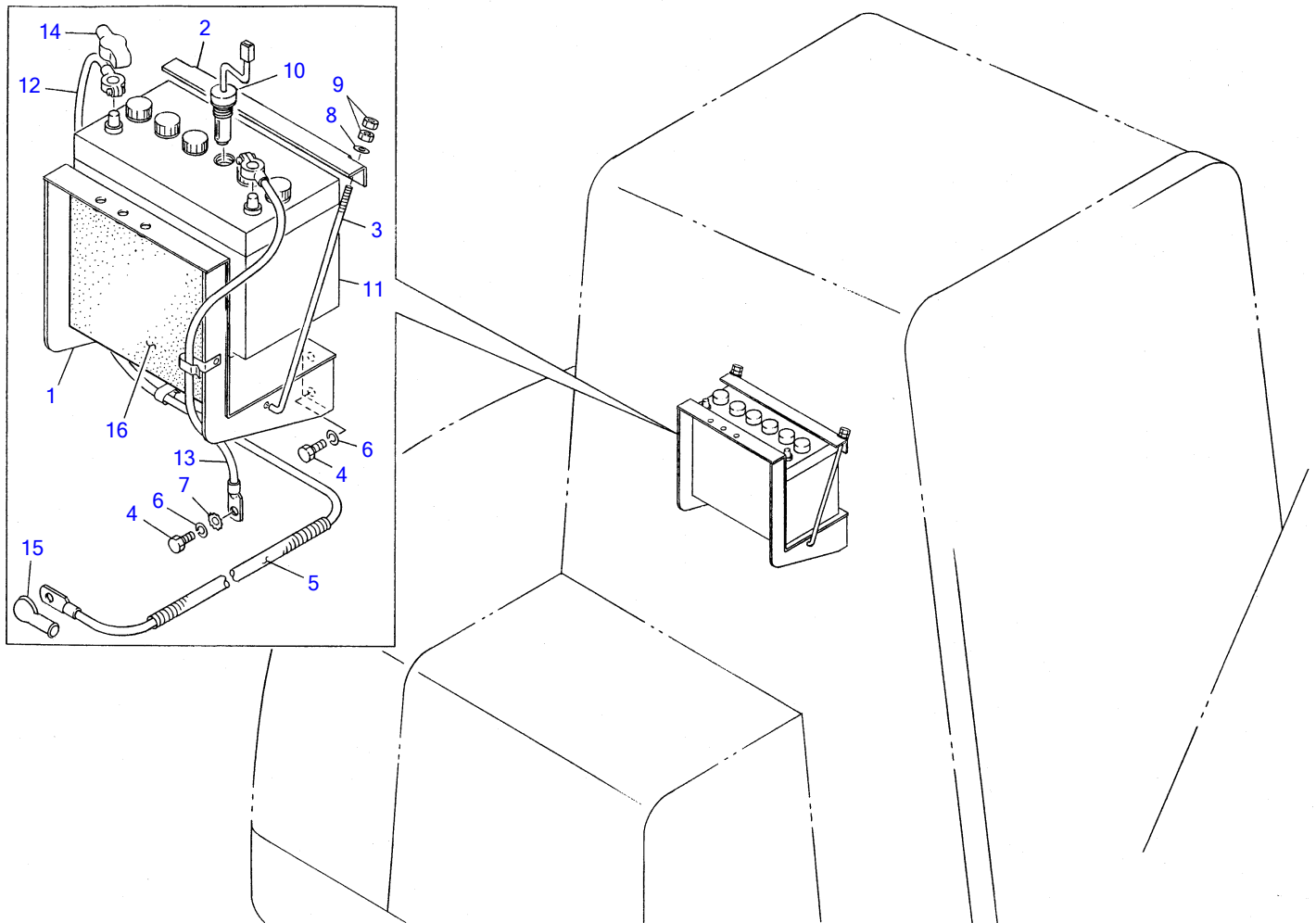


G3-22b-0-D

ELECTRICAL 1 (for Australia)

Item	Part number	Description	Q'ty	Chan.	Serial No.	Serv.	Remarks
1	0354290010	HARNESS ASSY, wiring	1				
2	0354204100	· HARNESS, wiring	1				
2-1	1730500008	· · DIODE	2				
3	0354204200	· HARNESS, wiring	1				
4	0354202400	WIRE	1				
5	0434200500	WIRE	1				
6	0436011100	WIRE	1				
7	1130040010	NUT	1				
8	0354202300	HARNESS, wiring	1				
10	0358201120	HARNESS, wiring	1				
11	1703002000	LAMP ASSY	2				
12	1703002003	· BULB	2				
13	1130030004	NUT	4				
14	1140020004	WASHER, spring	4				
15	1703002700	LAMP ASSY	1				
16	1703002706	· BULB	1				
17	1700003512	SWITCH, limit	1				
18	0424200700	WIRE	1				
19	1703500612	HORN	1				
20	1100040816	BOLT	1				
21	1140020008	WASHER, spring	1				
22	1730140176	HARNESS ASSY, wiring	1				
23	1700003540	SWITCH, limit	1				
24	0007300001	CLAMP	3				
25	1100040812	BOLT	2				
26	1140020008	WASHER, spring	2				
27	1652221051	BAND	1				
28	1120530512	SCREW	1				
29	1140330008	WASHER	1				
30	1901027850	UNIT, resistor	1				
31	1140330012	WASHER	1				
32	1141110012	WASHER	1				
33	1652200005	BAND	4				
34	1652201005	BAND	2				
35	1652041130	GROMMET	1				
36	0394202300	LINK, fusible	1				
37	1652231250	BAND	1				
38	0394203100	SOCKET ASSY	1				
39	0354211050	BUZZER	1				
40	0354211030	HARNESS, wiring	1				
41	0354211040	HARNESS, wiring	1				
42	0007300004	CLAMP	1				

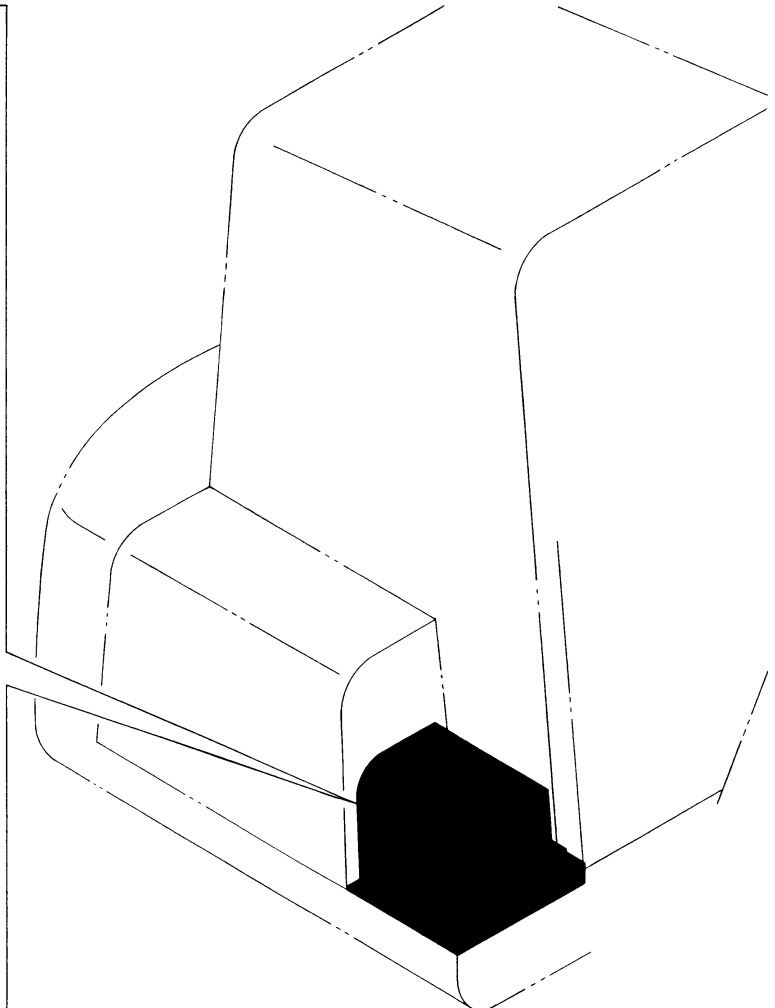
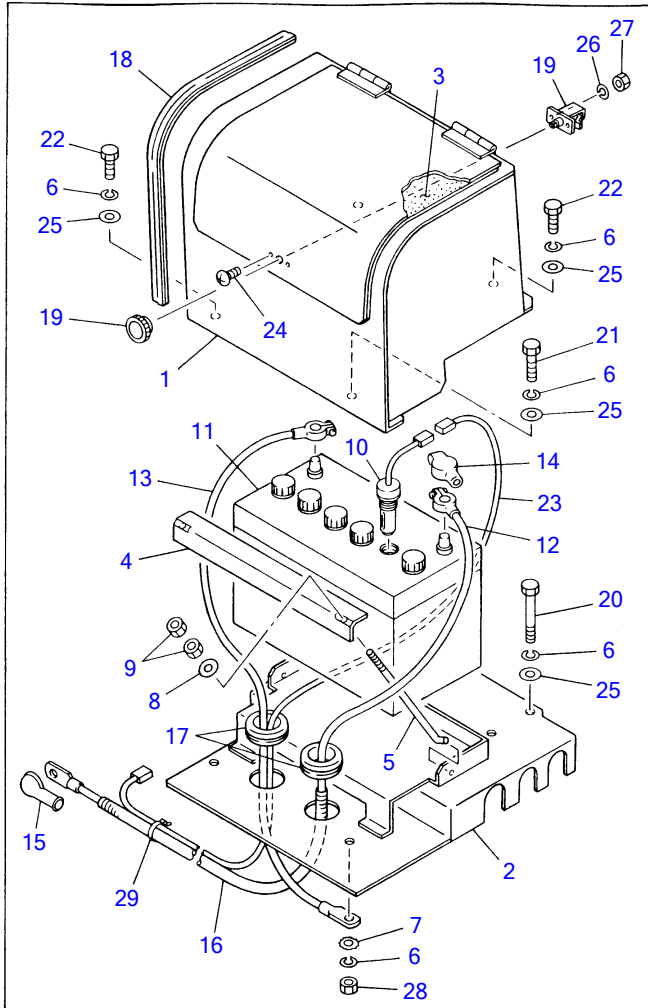
G322b0L



E3-22b-1-D

ELECTRICAL 2

Item	Part number	Description	Q'ty	Chan.	Serial No.	Serv.	Remarks
1	0354401100	BRACKET	1				
2	0094420100	CLAMP	1				
3	1702106270	BOLT	2				
4	1100041016	BOLT	5				
5	1703221317	PROTECTOR	1				sold by the meter
6	1140020010	WASHER, spring	5				
7	1140330010	WASHER	1				
8	1141110006	WASHER	2				
9	1130040006	NUT	4				
10	1700100003	SENSOR	1				
11	1702020070	BATTERY	1				
12	1702730125	CABLE, battery	1				
13	1702230062	CABLE, earth	1				
14	1702910006	COVER	1				
15	1910007119	COVER	1				
16	0354401200 E322b2L	ABSORBENT	1		1355563~		

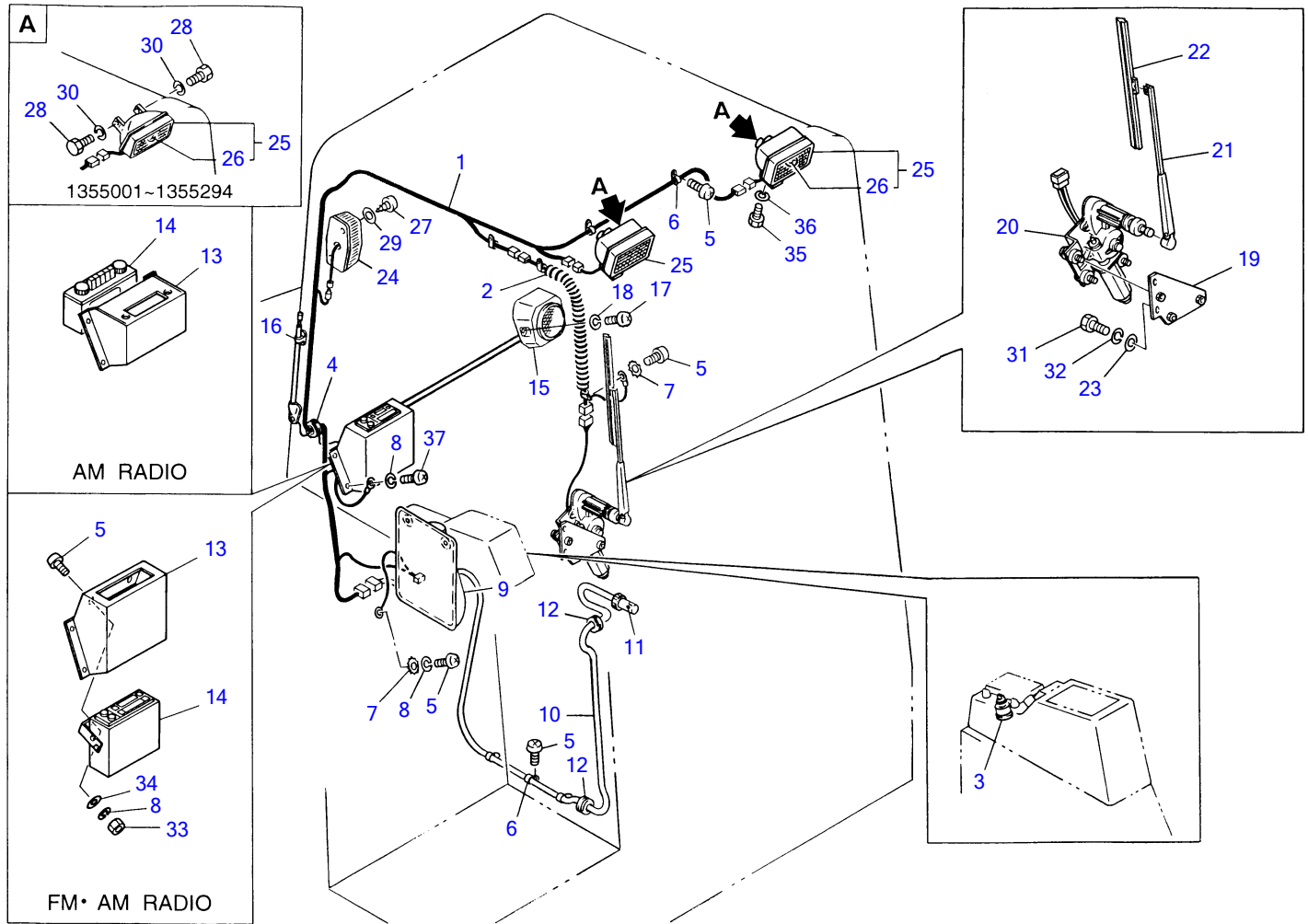


F3-22b-0-D

ELECTRICAL 2 (outside type)

Item	Part number	Description	Q'ty	Chan.	Serial No.	Serv.	Remarks
1	0364410100	BOX	1				
2	0364410200	PLATE	1				
3	0364410300	SPONGE	1				
4	0094420100	CLAMP	1				
5	1702106250	BOLT	2				
6	1140090010	WASHER, spring	7				
7	1140330010	WASHER	1				
8	1141110006	WASHER	2				
9	1130040006	NUT	4				
10	1700100003	SENSOR	1				
11	1702020070	BATTERY	1				
12	1702730230	CABLE, battery	1				
13	1702260062	CABLE, earth	1				
14	1702910006	COVER	1				
15	1910007119	COVER	1				
16	1703211300	PROTECTOR	1				sold by the meter
17	1652003602	GROMMET	2				
18	1654607080	SEAL	1				sold by the meter
19	1653312700	FASTENER	2				
20	1100091065	BOLT	2				
21	1100091030	BOLT	1				
22	1100091016	BOLT	3				
23	0364410400	HARNESS, wiring	1				
24	1120590512	SCREW	2				
25	1141190010	WASHER	6				
26	1140040005	WASHER, spring	2				
27	1130090005	NUT	2				
28	1130040010	NUT	1				
29	1652241150	BAND	3				

F322b0L

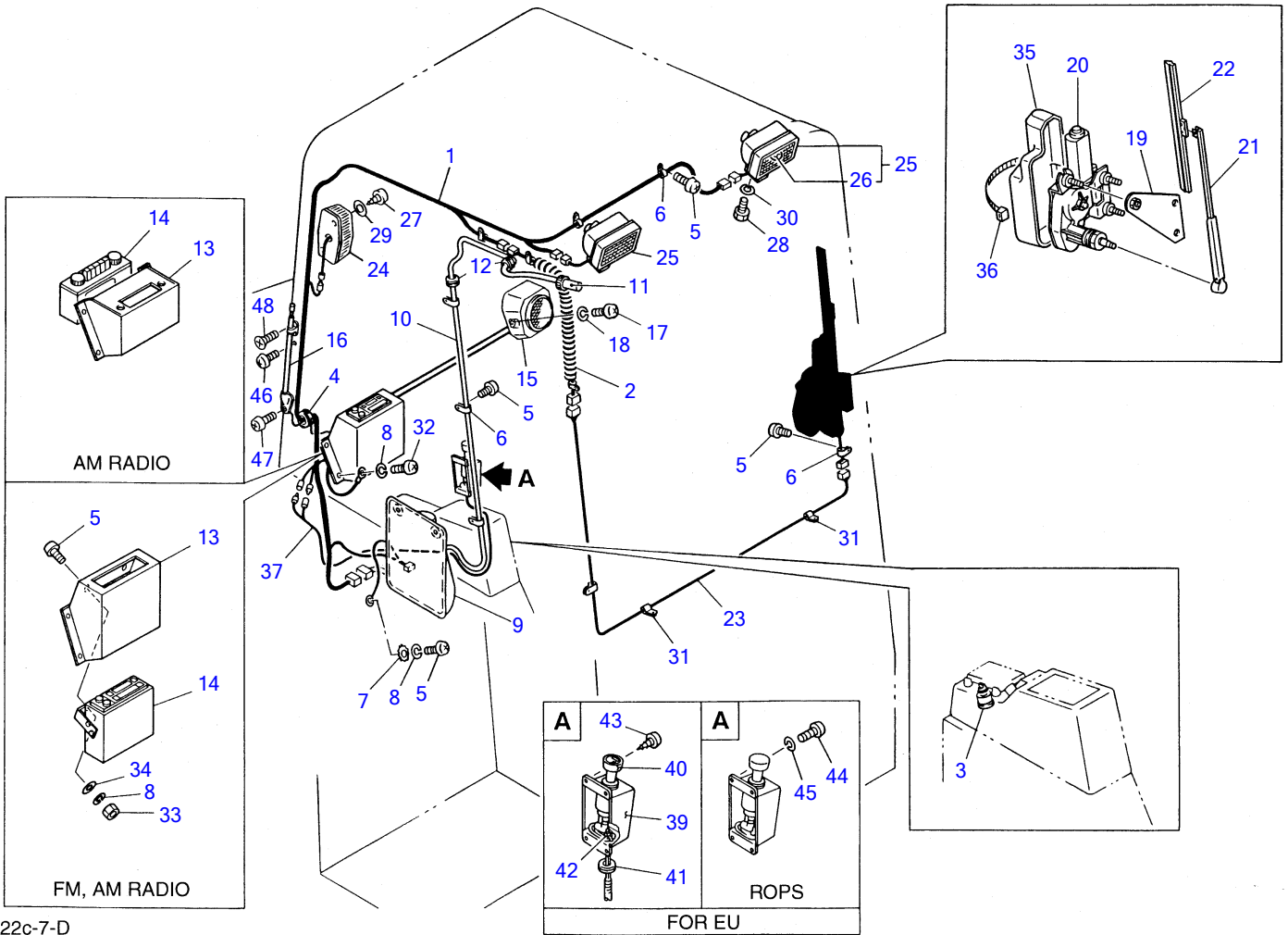


K2-22c-3-D

ELECTRICAL 3 (cab) (1355001~1355511)

Item	Part number	Description	Q'ty	Chan.	Serial No.	Serv.	Remarks
1	0398802100	HARNESS, wiring	1				
2	0398802200	HARNESS, wiring	1				
3	1704300007	SWITCH, wiper	1				
4	1652002202	GROMMET	1				
5	1120590512	SCREW	10				
6	1652221050	BAND	9				
7	1140330005	WASHER	1				
8	1140090005	WASHER, spring	5				
9	1711910021	CASE	1				
10	1711910023	HOSE	1				sold by the meter
11	1711910040	NOZZLE	1				
12	1652001002	GROMMET	2				
13	0394701100	COVER	1				AM radio
	0394703100	COVER	1				FM≠AM radio
14	1705015701	RADIO	1				AM radio
	1705015801	RADIO	1				FM≠AM radio
15	1705015702	SPEAKER	1				
16	1705015602	ANTENNA	1				
17	1120590416	SCREW	2				
18	1140090004	WASHER, spring	2				
19	0398612300	BRACKET	1				
20	1704051212	MOTOR, wiper	1				
21	1704140350	ARM, wiper	1				
22	1704206400	BLADE, wiper	1				
23	1141110006	WASHER	2				
24	1703001700	LAMP ASSY	1				
25	1703002200	LAMP ASSY	2		1355001~1355294		
	1703001900	LAMP ASSY	2		1355295~		
26	1703002201	• BULB	1		1355001~1355294		
	1703001901	• BULB	1		1355295~		
27	1122500408	SCREW	2				
28	1100040620	BOLT	4		1355001~1355294		
29	1141110004	WASHER	2				
30	1140020006	WASHER, spring	4		1355001~1355294		
31	1100040615	BOLT	2				
32	1140020006	WASHER, spring	2				
33	1130030005	NUT	2				
34	1141190005	WASHER	2				
35	1100090812	BOLT	2		1355295~		
36	1140090008	WASHER, spring	2		1355295~		
37	1120590516	SCREW	4				

K222c4L

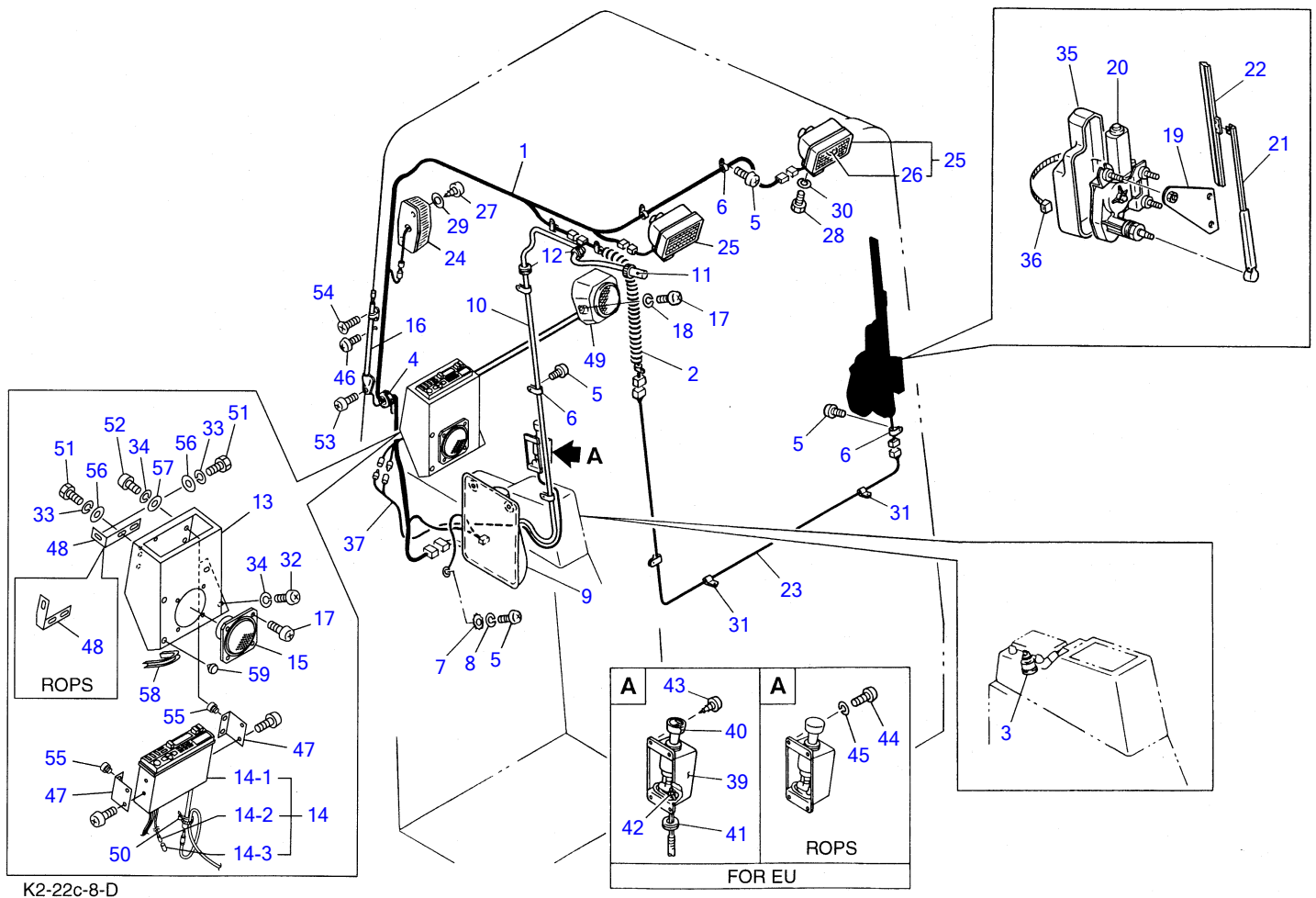


K2-22c-7-D

ELECTRICAL 3 (cab) (1355512~1357803)

Item	Part number	Description	Q'ty	Chan.	Serial No.	Serv.	Remarks
1	0398802100	HARNESS, wiring	1		old type		
	0398804100	HARNESS, wiring	1		new type		
2	0398802200	HARNESS, wiring	1				
3	1704300007	SWITCH, wiper	1				
4	1652002202	GROMMET	1				
5	1120590512	SCREW	12				
6	1652221050	BAND	11				
7	1140330005	WASHER	1				
8	1140090005	WASHER, spring	5				
9	1711910021	CASE	1		old type		
	1711910012	CASE	1		new type		
10	1711910023	HOSE	1		old type		sold by the meter
	1711910013	HOSE	1		new type		sold by the meter
11	1711910040	NOZZLE	1				
12	1652001002	GROMMET	2				
13	0394701100	COVER	1				AM radio
	0394703100	COVER	1				FM≠AM radio
14	1705015701	RADIO	1				AM radio
	1705015801	RADIO	1				FM≠AM radio
15	1705015702	SPEAKER	1				
16	1705015602	ANTENNA	1	(L)	old type		
	1705001980	ANTENNA	1		new type		
17	1120590416	SCREW	2				
18	1140090004	WASHER, spring	2				
19	0438601330	BRACKET	1				
20	1704051212	MOTOR, wiper	1				
21	1704140350	ARM, wiper	1				
22	1704206400	BLADE, wiper	1				
23	0398803100	HARNESS, wiring	1				
24	1703001700	LAMP ASSY	1				
25	1703001900	LAMP ASSY	2				
26	1703001901	· BULB	1				
27	1122500408	SCREW	2				
28	1100090812	BOLT	2				
29	1141110004	WASHER	2				
30	1140020008	WASHER, spring	2				
31	1652400007	CLAMP	2				
32	1120590516	SCREW	4				
33	1130030005	NUT	2				
34	1141190005	WASHER	2				
35	1704400001	COVER	1				
36	1652221050	BAND	1				
37	0394204100	HARNESS, wiring	1				for EU
38	0394204200	LIGHTER ASSY	1				for EU
39	0394204210	· BRACKET	1				for EU
40	1711900059	· LIGHTER	1				for EU
41	1652051600	· GROMMET	1				for EU
42	1652201004	· BAND	1				for EU
43	1122500408	SCREW	4				for EU
44	1120590408	SCREW	4				for EU, ROPS
45	1140090004	WASHER, spring	4				for EU, ROPS
46	1120530406	SCREW	1		new type		
47	1120530416	SCREW	1				
48	1120730416	SCREW	1				

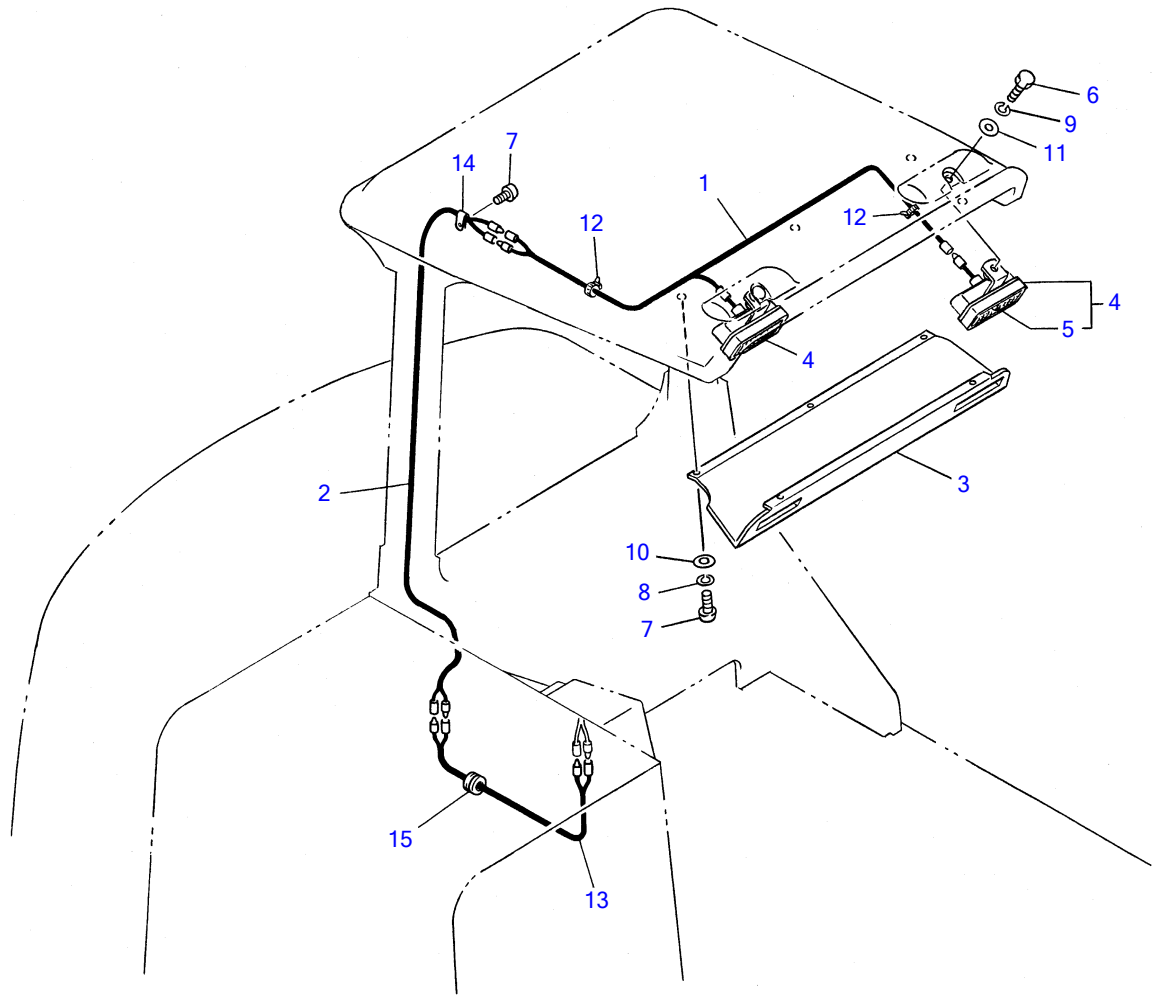
K222c8L



K2-22c-8-D

ELECTRICAL 3 (cab) (1357804~)

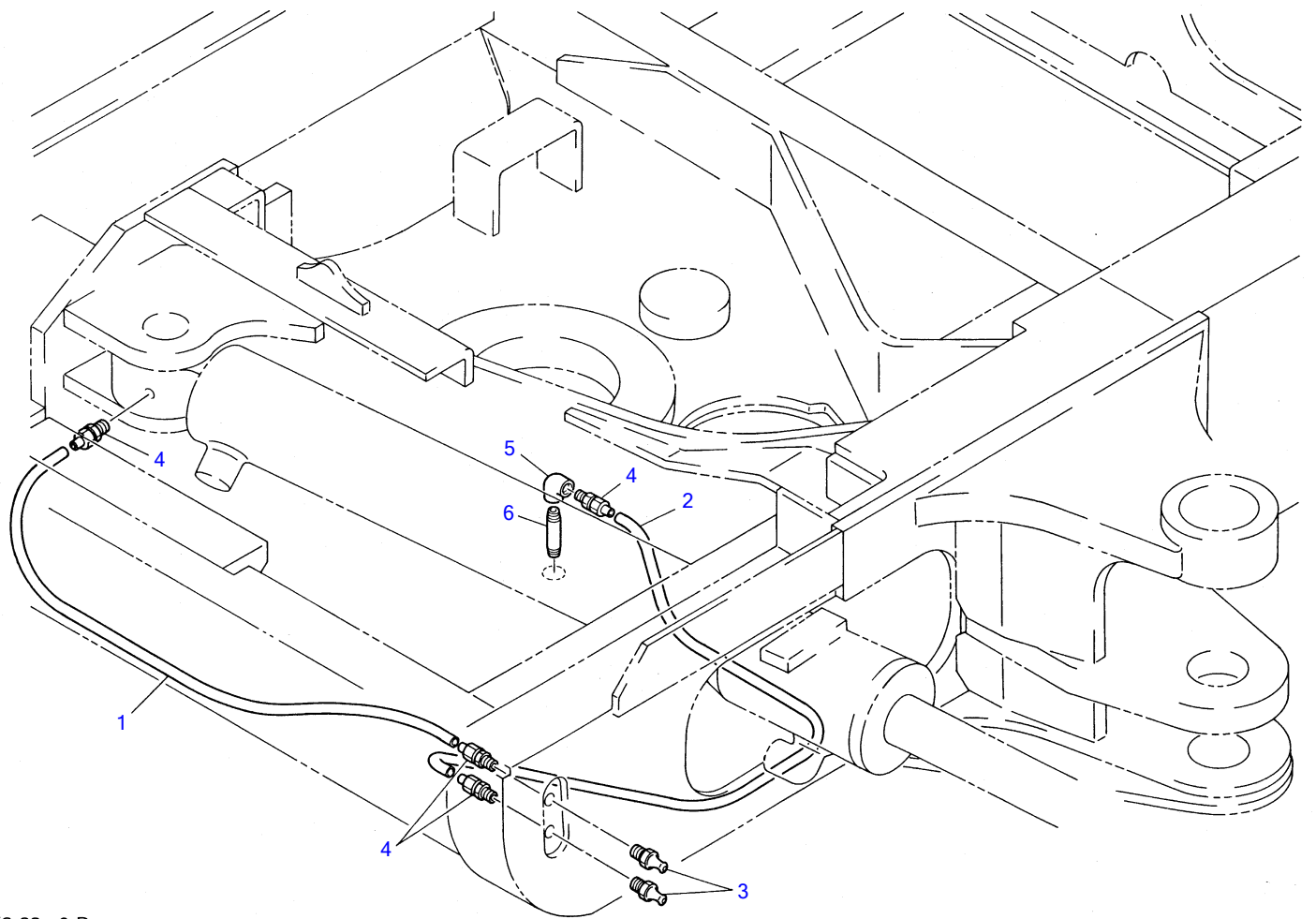
Item	Part number	Description	Q'ty	Chan.	Serial No.	Serv.	Remarks
1	0398804100	HARNESS, wiring	1				
2	0398802200	HARNESS, wiring	1				
3	1704300007	SWITCH, wiper	1				
4	1652002202	GROMMET	1				
5	1120590512	SCREW	10				
6	1652221050	BAND	11				
7	1140330005	WASHER	1				
8	1140020005	WASHER, spring	1				
9	1711910012	CASE	1				
10	1711910013	HOSE	1				sold by the meter
11	1711910040	NOZZLE	1				
12	1652001002	GROMMET	2				
13	0394705100	COVER	1				
14	X 0334704200	CASSETTE STEREO ASSY	1				for EC
	X 0334704300	CASSETTE STEREO ASSY	1				for U.S.A.
	X 0334704400	CASSETTE STEREO ASSY	1				for JAPAN
14-1	1705003600	· CASSETTE STEREO	1				for EC
	1705003700	· CASSETTE STEREO	1				for U.S.A.
	1705003800	· CASSETTE STEREO	1				for JAPAN
14-2	1702700002	· SOCKET	1				
14-3	1702700004	· SLEEV	1				
15	1705015703	SPEAKER	1				
16	1705001980	ANTENNA	1				
17	1120590416	SCREW	6				
18	1140090004	WASHER, spring	2				
19	0438601330	BRACKET	1				
20	1704051212	MOTOR, wiper	1				
21	1704140350	ARM, wiper	1				
22	1704206400	BLADE, wiper	1				
23	0398803100	HARNESS, wiring	1				
24	1703001700	LAMP ASSY	1				
25	1703001900	LAMP ASSY	2				
26	1703001901	· BULB	1				
27	1122500408	SCREW	2				
28	1100090812	BOLT	2				
29	1141110004	WASHER	2				
30	1140020008	WASHER, spring	2				
31	1652400007	CLAMP	2				
32	1120530516	SCREW	4				
33	1140020006	WASHER, spring	3				
34	1140020005	WASHER, spring	8				
35	1704400001	COVER	1				
36	1652221050	BAND	1				
37	0394204100	HARNESS, wiring	1				for EU
38	0394204200	LIGHTER ASSY	1				for EU
39	0394204210	· BRACKET	1				for EU
40	1711900059	· LIGHTER	1				for EU
41	1652051600	· GROMMET	1				for EU
42	1652201004	· BAND	1				for EU
43	1122500408	SCREW	4				for EU
44	1120590408	SCREW	4				for EU, ROPS
45	1140090004	WASHER, spring	4				for EU, ROPS
46	1120530406	SCREW	1				
47	0394705010	BRACKET	2				
48	0394705020	STAY	1				
	0394708010	STAY	1				ROPS
49	1705015702	SPEAKER	1				
50	1652231100	BAND	1				
51	1100030616	BOLT	3				
52	1120530520	SCREW	4				
53	1120530416	SCREW	1				
54	1120730416	SCREW	1				
55	1652520005	RUBBER, cushion	4				
56	1141110006	WASHER	3				
57	1141110005	WASHER	4				
58	1653917007	TRIM	1				sold by the meter
59	1652533020	CAP	2				
	K222c9L						



E3-22d-3-D

ELECTRICAL 4 (canopy)

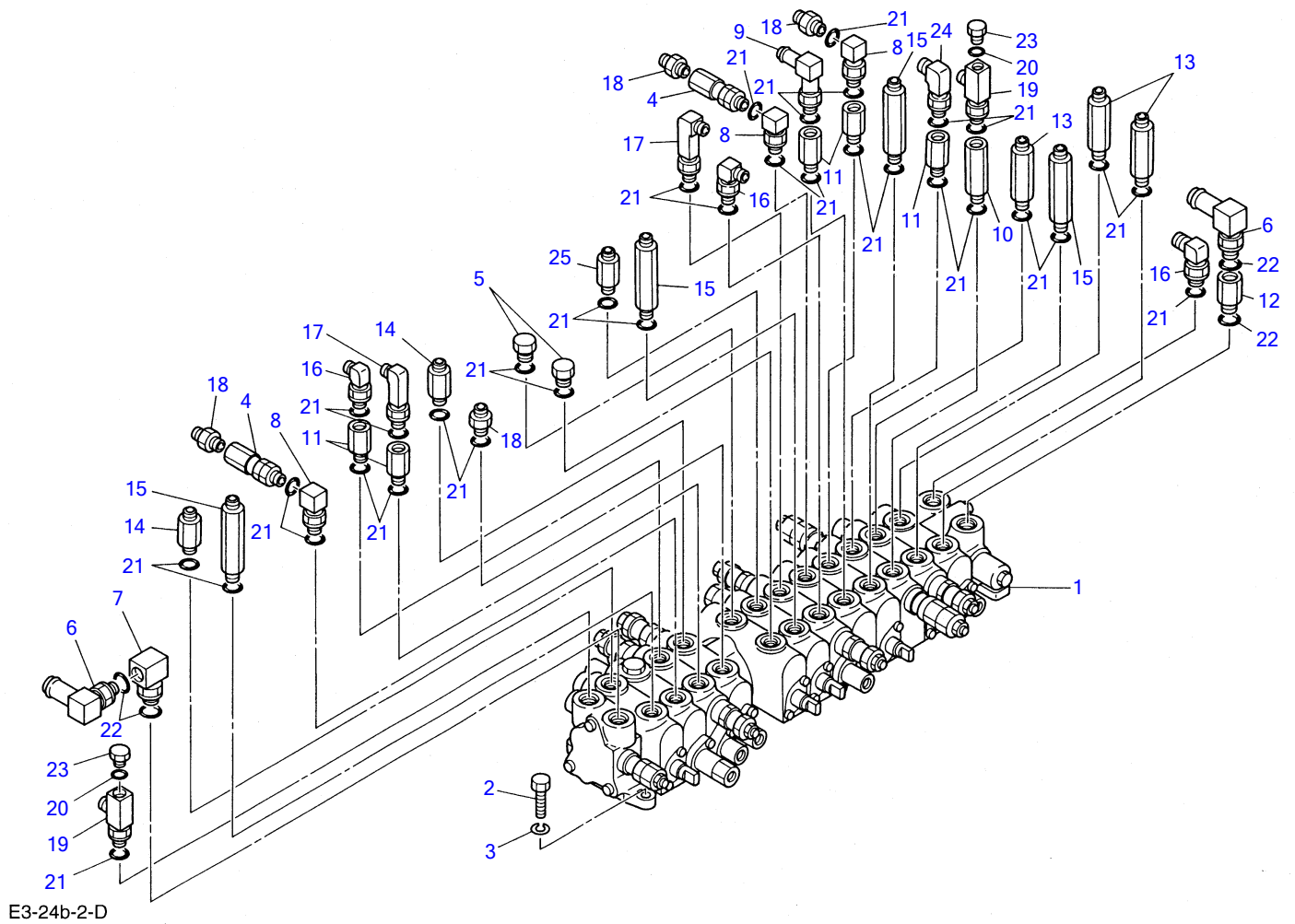
Item	Part number	Description	Q'ty	Chan.	Serial No.	Serv.	Remarks
1	0358402400	HARNES, wiring	1		old type		
	0358407100	HARNES, wiring	1	(H)	new type		
2	0358402500	HARNES, wiring	1		old type		
	0358407200	HARNES, wiring	1	(H)	new type		
3	0358402700	COVER	1				
4	1703001900	LAMP ASSY	2				
5	1703001901	· BULB	1				
6	1100040825	BOLT	2				
7	1120590512	SCREW	5		old type		
	1120590512	SCREW	6		new type		
8	1140090005	WASHER, spring	5				
9	1140020008	WASHER, spring	2				
10	1141190005	WASHER	5				
11	1141110008	WASHER	2				
12	1652200004	BAND	2				
13	0358407300	HARNES, wiring	1		new type		
14	1652221051	BAND	1		new type		
15	1652001002	GROMMET	1				
	E322d4L						



E3-23a-0-D

GREASE PIPING

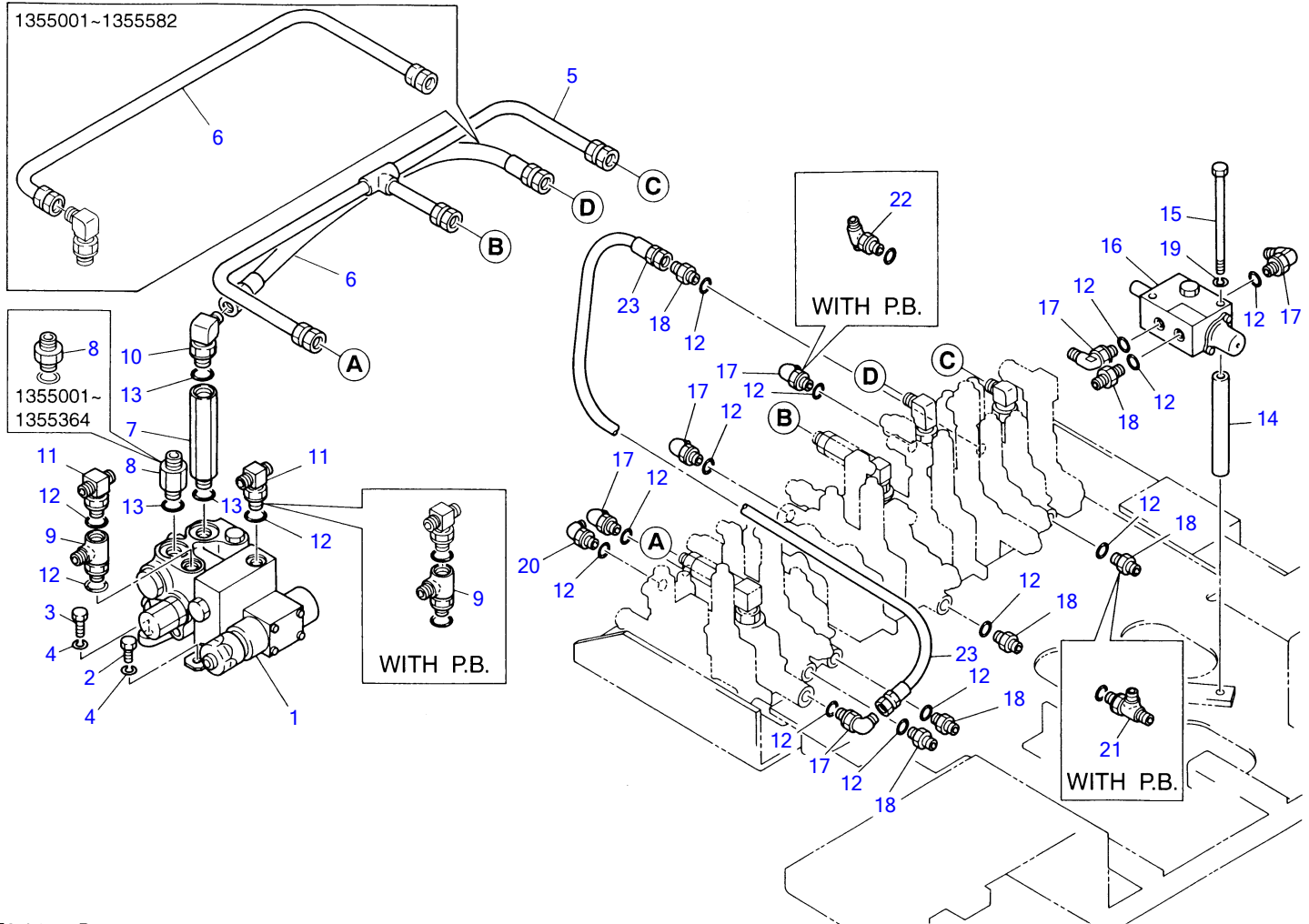
Item	Part number	Description	Q'ty	Chan.	Serial No.	Serv.	Remarks
1	1532020682	TUBE	1				sold by the meter
2	1532020669	TUBE	1				sold by the meter
3	1560001000	NIPPLE, grease	2				
4	1532520601	ADAPTOR	4				
5	1508010001	ELBOW	1				
6	0009101055 E323a1L	ADAPTOR	1				



VALVE & ACCESSORIES 1

Item	Part number	Description	Q'ty	Chan.	Serial No.	Serv.	Remarks
1	1901029600	VALVE, control	1		1355001~1356606		
	1901034500	VALVE, control	1	(H)	1356607~1356879		
	1901035300	VALVE, control	1	(H)	1356880~		
2	1100040830	BOLT	4				
3	1140020008	WASHER, spring	4				
4	1901719600	VALVE, check	2		1355001~1356606		
	1901728900	VALVE, check	2	(H)	1356607~		
5	1501750003	PLUG	2				
6	1513350006	ELBOW	2				
7	1513300015	ELBOW	1				
8	1513300017	ELBOW	3				
9	1513350001	ELBOW	1				
10	0007213014	BUSHING	1				
11	0007213016	BUSHING	5				
12	0007213010	BUSHING	1				
13	0007203032	ADAPTOR	3				
14	0007203021	ADAPTOR	2				
15	0007203027	ADAPTOR	4				
16	1515010041	ELBOW	3				
17	1515010511	ELBOW	2				
18	1515600201	ADAPTOR	4				
19	1512340007	ELBOW	2				
20	1420010110	O-RING	2				
21	1420010140	O-RING	37				
22	1420010180	O-RING	4				
23	1501750002	PLUG	2				
24	1515010131	ELBOW	1				
25	0007203038	ADAPTOR	1				
	G324b4L						

TB035 Book No.PG3-102Z5 S/N 1355001-1358193
VALVE & ACCESSORIES 2



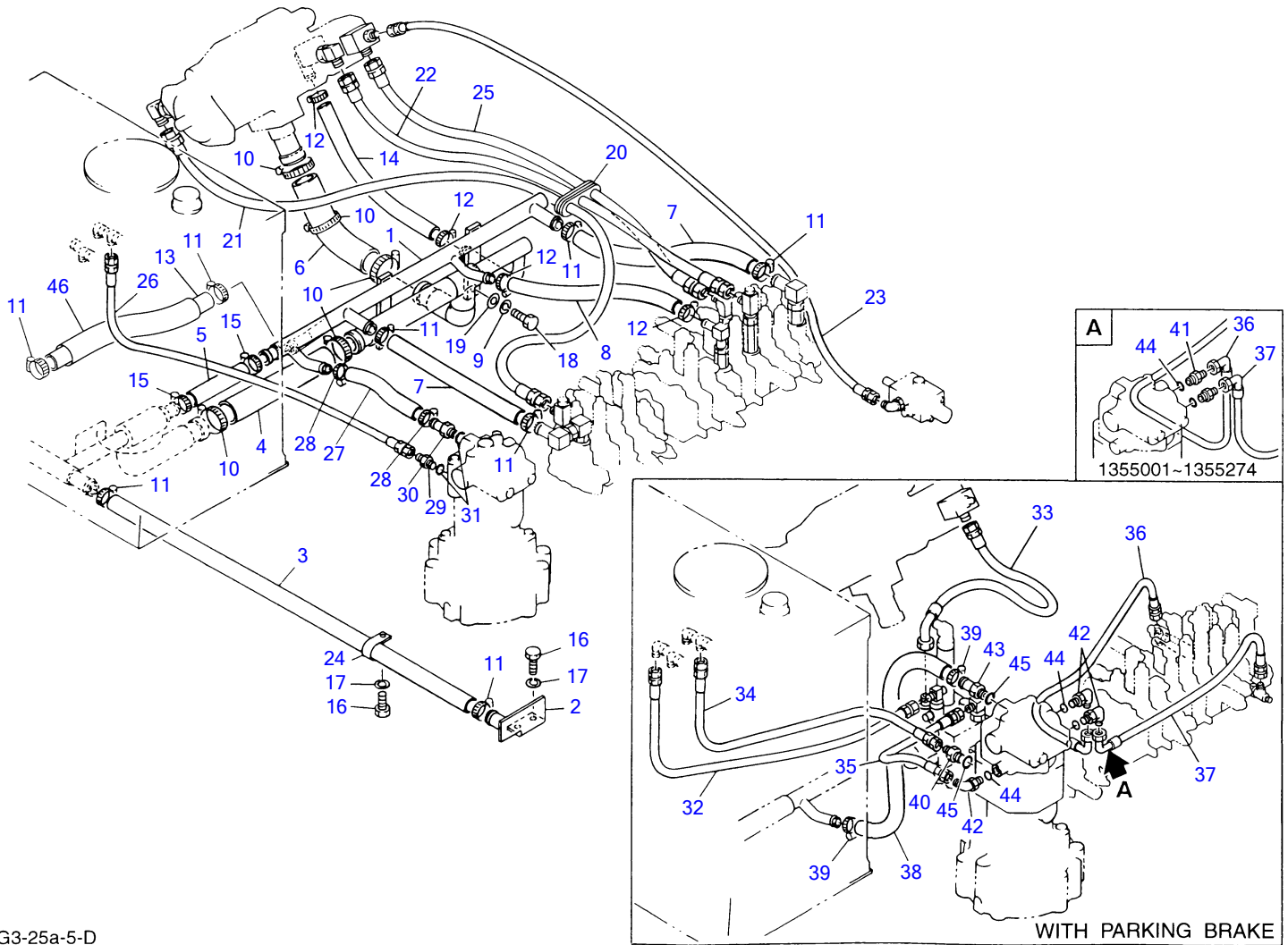
E3-24c-3-D

VALVE & ACCESSORIES 2

Item	Part number	Description	Q'ty	Chan.	Serial No.	Serv.	Remarks
1	1901719900	VALVE, sub	1		1355001~1355364		
	1901723600	VALVE, sub	1	(H)	1355365~1355526		
	1901724300	VALVE, sub	1	A (H)	1355527~1355582		
	1901728200	VALVE, sub	1	a (H)	1355583~1357131		
	1901730200	VALVE, sub	1	(H)	1357132~		
2	1100040820	BOLT	2				
3	1100040830	BOLT	1				
4	1140020008	WASHER, spring	3				
5	0355003100	PIPE	1				
6	0355003200	PIPE	1	A	1355001~1355582		
	1802240059	HOSE ASSY	1	a (H)	1355583~		
7	0007213026	BUSHING	1				
8	0007203033	ADAPTOR	1		1355001~1355364		
	0007203041	ADAPTOR	1	(H)	1355365~		
9	1512340001	TEE	1				
	1512340001	TEE	2				with P.B.
10	1515010042	ELBOW	1				
11	1512370010	TEE	2				
12	1420010110	O-RING	16				
13	1420010180	O-RING	3				
14	0353212200	PIPE	2				
15	1100140825	BOLT	2				
16	1901720300	VALVE, shut off	1				
17	1515010040	ELBOW	6				
	1515010040	ELBOW	5				with P.B.
18	1515600200	ADAPTOR	6				
	1515600200	ADAPTOR	5				with P.B.
19	1140020008	WASHER, spring	2				
20	1515100100	ELBOW	1				
21	1512370011	TEE	1				with P.B.
22	1512370010	TEE	1				with P.B.
23	1935206070	HOSE ASSY	1				

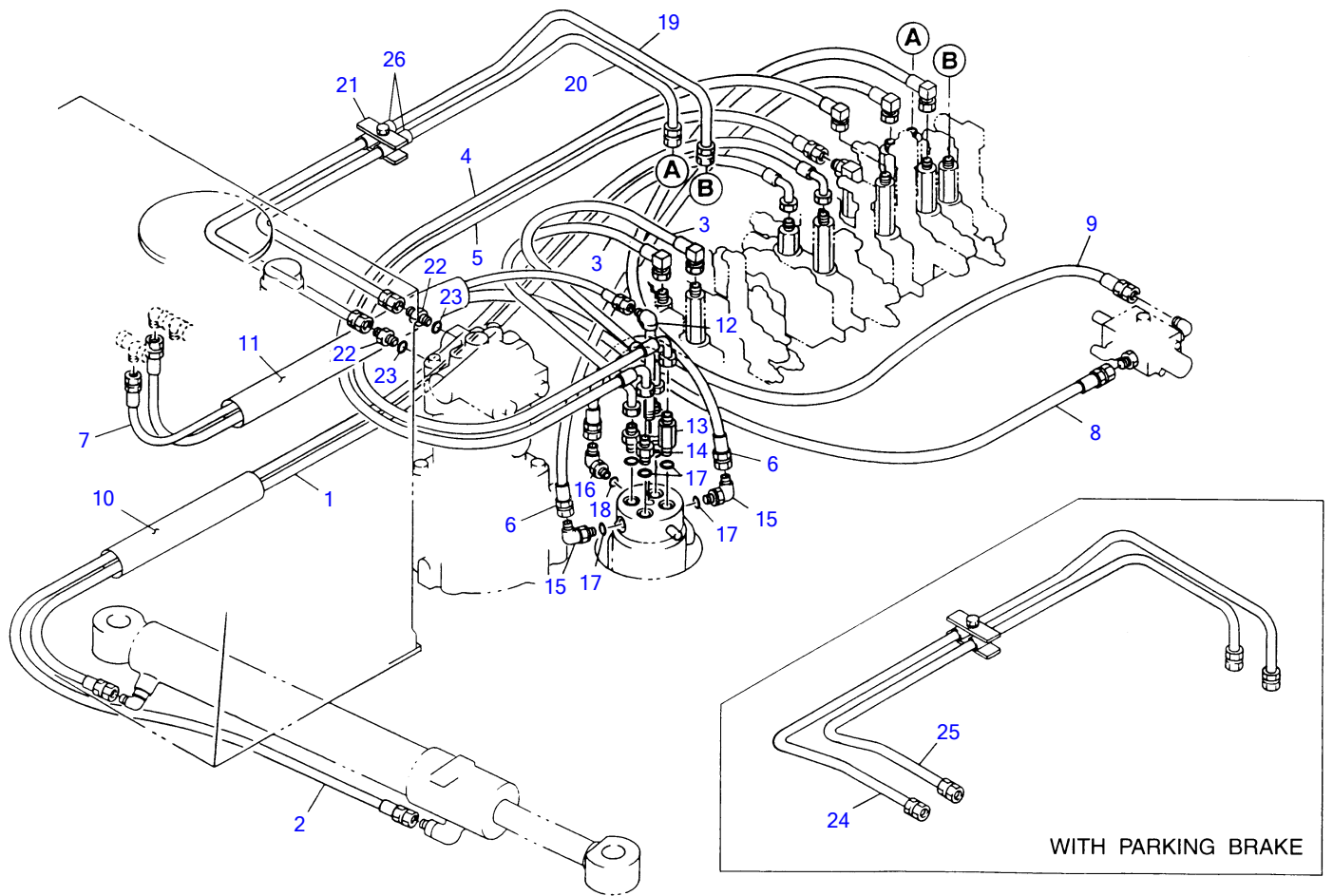
NOTE
A SET "A" and a SET "a" have
interchangeability.

E324c5L



G3-25a-5-D

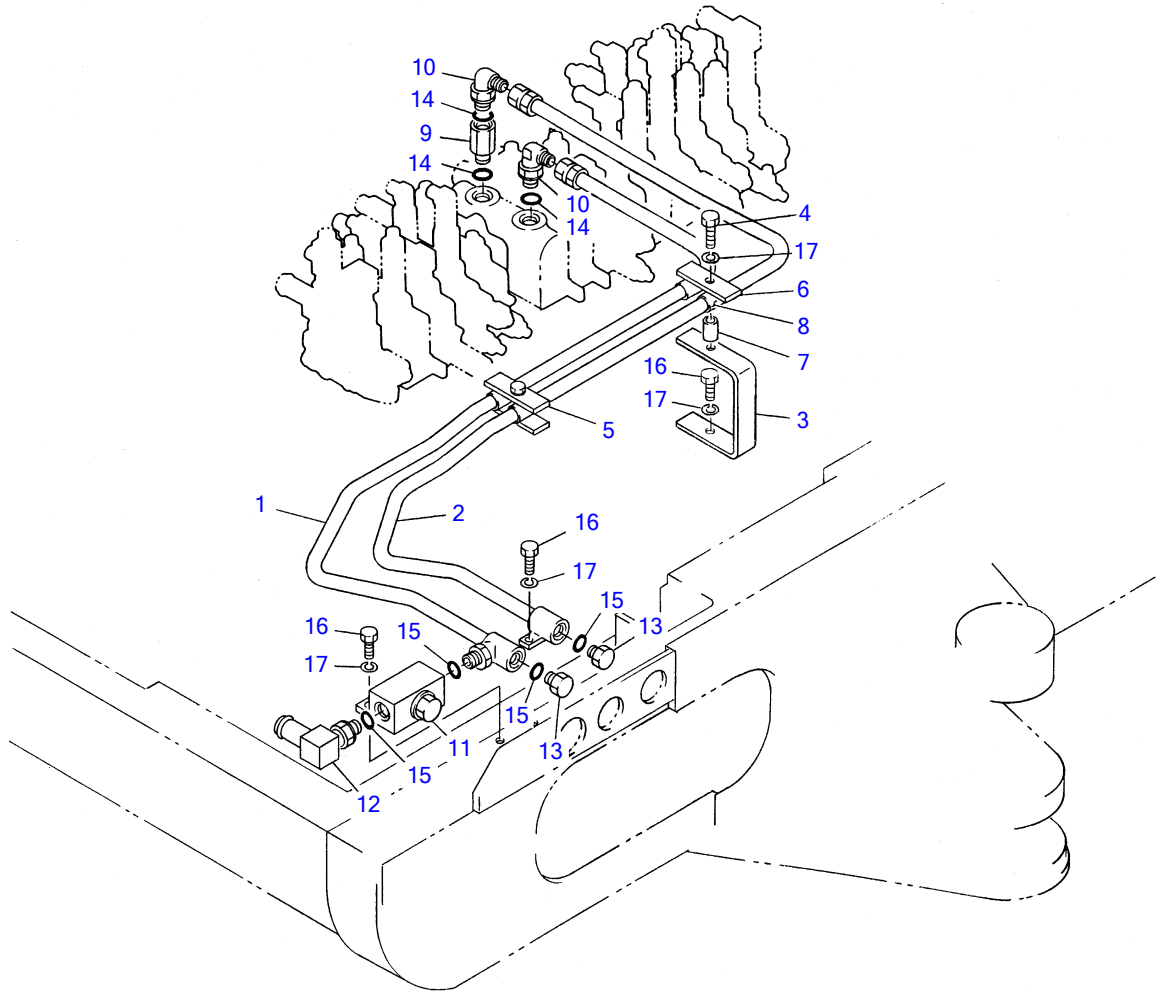
PIPING; UPPER 1						
Item	Part number	Description	Q'ty	Chan.	Serial No.	Serv. Remarks
1	0377002100	PIPE	1			
2	0397002400	BRACKET	1			
3	1530525090	HOSE	1			sold by the meter
4	1530741045	HOSE	1			sold by the meter
5	1530532021	HOSE	1			sold by the meter
6	1530738030	HOSE	1			sold by the meter
7	1530525029	HOSE	2			sold by the meter
8	1530519031	HOSE	1			sold by the meter
9	1140020010	WASHER, spring	2			
10	1533700060	BAND	5			
11	1533700041	BAND	8			
12	1533700028	BAND	4			
13	1530525046	HOSE	1			sold by the meter
14	1530519039	HOSE	1			sold by the meter
15	1533700048	BAND	2			
16	1100040820	BOLT	4			
17	1140010008	WASHER, spring	4			
18	1100041030	BOLT	2			
19	1141550010	WAHSER	2			
20	0097022400	GUARD	1			
21	0377001000	HOSE ASSY	1			
22	0377001100	HOSE ASSY	1			
23	1945206125	HOSE ASSY	1			
24	0007300039	CLAMP	1			
25	1938212060	HOSE ASSY	1			
26	1936109098	HOSE ASSY	1			
27	1530519035	HOSE	1			sold by the meter
28	1533700035	BAND	2			
29	1515600577	ADAPTOR	1			
30	0007224007	ADAPTOR	1			
31	1420010180	O-RING	2			
32	1936106150	HOSE ASSY	1			
33	1938512095	HOSE ASSY	1			
34	1936109098	HOSE ASSY	1			with P.B.
35	1934822060	HOSE ASSY	1			with P.B.
36	1934852080	HOSE ASSY	1			with P.B.
37	1934852060	HOSE ASSY	1			with P.B.
38	1530519038	HOSE	1			with P.B.
39	1533700035	BAND	2			with P.B.
40	1515600577	ADAPTOR	1			with P.B.
41	1515600200	ADAPTOR	2		1355001~1355274	with P.B.
42	1515010040	ELBOW	1		1355001~1355274	with P.B.
	1515010040	ELBOW	3		1355275~	with P.B.
43	0007224007	ADAPTOR	1			with P.B.
44	1420010110	O-RING	3			with P.B.
45	1420010180	O-RING	2			with P.B.
46	1531345038	PROTECTOR	1			sold by the meter
	G325a5L					



F3-26a-1-D

PIPING; UPPER 2

Item	Part number	Description	Q'ty	Chan.	Serial No.	Serv.	Remarks
1	1938509130	HOSE ASSY	1				
2	1938509180	HOSE ASSY	1				
3	1945900001	HOSE ASSY	2				
4	1945593150	HOSE ASSY	1				
5	1945509140	HOSE ASSY	1				
6	1945809110	HOSE ASSY	2				
7	1934822125	HOSE ASSY	1				
8	1934822153	HOSE ASSY	1				
9	1935206075	HOSE ASSY	1				
10	1531345025	PROTECTOR	1				sold by the meter
11	1531345040	PROTECTOR	1				sold by the meter
12	0352101100	BUSHING	1				
13	0007203021	ADAPTOR	2				
14	1515600201	ADAPTOR	2				
15	1515010041	ELBOW	2				
16	1515010040	ELBOW	1				
17	1420010140	O-RING	6				
18	1420010110	O-RING	1				
19	0362316200	PIPE	1				
20	0362316300	PIPE	1				
21	0007310100	CLAMP	1				
22	1515600577	ADAPTOR	2				
23	1420010180	O-RING	2				
24	0362318200	PIPE	1				
25	0362318300	PIPE	1				
26	1531112004	PROTECTOR	2				sold by the meter
	F326a3L						

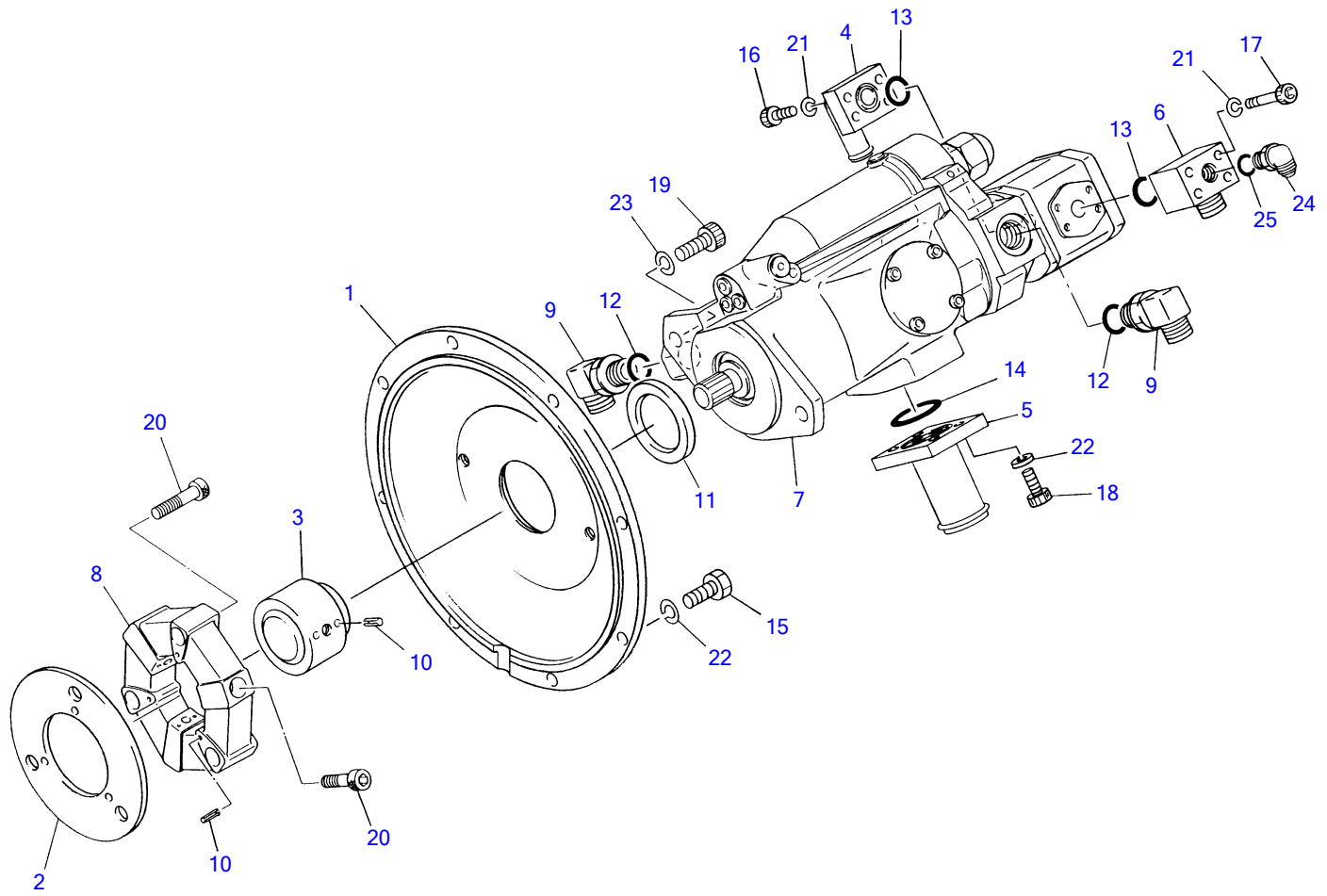


E3-27a-2-D

PIPING; UPPER 3 (auxiliary line)

Item	Part number	Description	Q'ty	Chan.	Serial No.	Serv.	Remarks
1	0357003100	PIPE	1				
2	0357003200	PIPE	1				
3	0357003300	BRACKET	1				
4	1100040840	BOLT	1				
5	0007310300	CLAMP ASSY	1				
6	0007310101	PLATE	1				
7	0003000075	SPACER	1				
8	1531118004	PROTECTOR	2				sold by the meter
9	0007213016	ADAPTOR	1				
10	1515010131	ELBOW	2				
11	1901719800	VALVE, stop	1				
12	1513350006	ELBOW	1				
13	1501750004	PLUG	2				
14	1420010140	O-RING	3				
15	1420010180	O-RING	4				
16	1100040825	BOLT	5				
17	1140020008	WASHER, spring	5				
	E327a2L						

TB035 Book No.PG3-102Z5 S/N 1355001-1358193
PUMP DRIVE

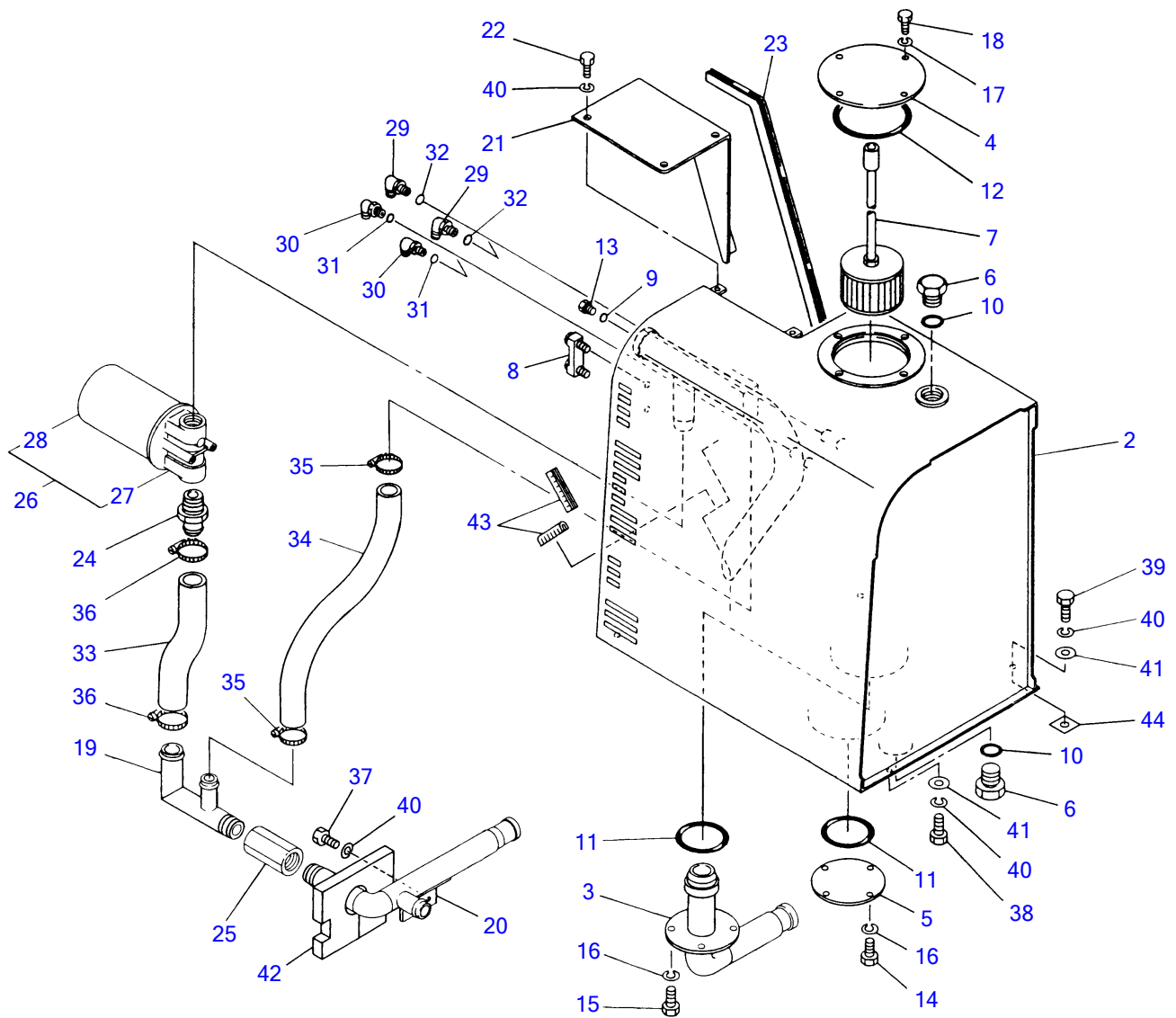


G3-28a-2-D

PUMP DRIVE

Item	Part number	Description	Q'ty	Chan.	Serial No.	Serv.	Remarks
1	0375200100	HOUSING	1				
2	0375200200	FRANGE	1				
3	0375200300	COUPLING	1				
4	0375200500	FRANGE	1				
5	0375201200	FRANGE	1				
6	0375201100	ADAPTOR	1				
7	1902011300	PUMP ASSY	1				
8	1602000160	COUPLING, flex	1				
9	1515010042	ELBOW	2				
10	1213000510	PIN, spring	9				
11	1400402859	SEAL, oil	1				
12	1420010180	O-RING	2				
13	1420010210	O-RING	2				
14	1420010400	O-RING	1				
15	1100041025	BOLT	8				
16	1110040825	SCREW, cap	4				
17	1110040850	SCREW, cap	4				
18	1110041025	SCREW, cap	4				
19	1111041230	SCREW, cap	2				
20	1110041240	SCREW, cap	6				
21	1140020008	WASEHR, spring	8				
22	1140020010	WASHER, spring	12				
23	1140020012	WASHER, spring	2				
24	1515010040	ELBOW	1				
25	1420010110	O-RING	1				
	G328a2L						

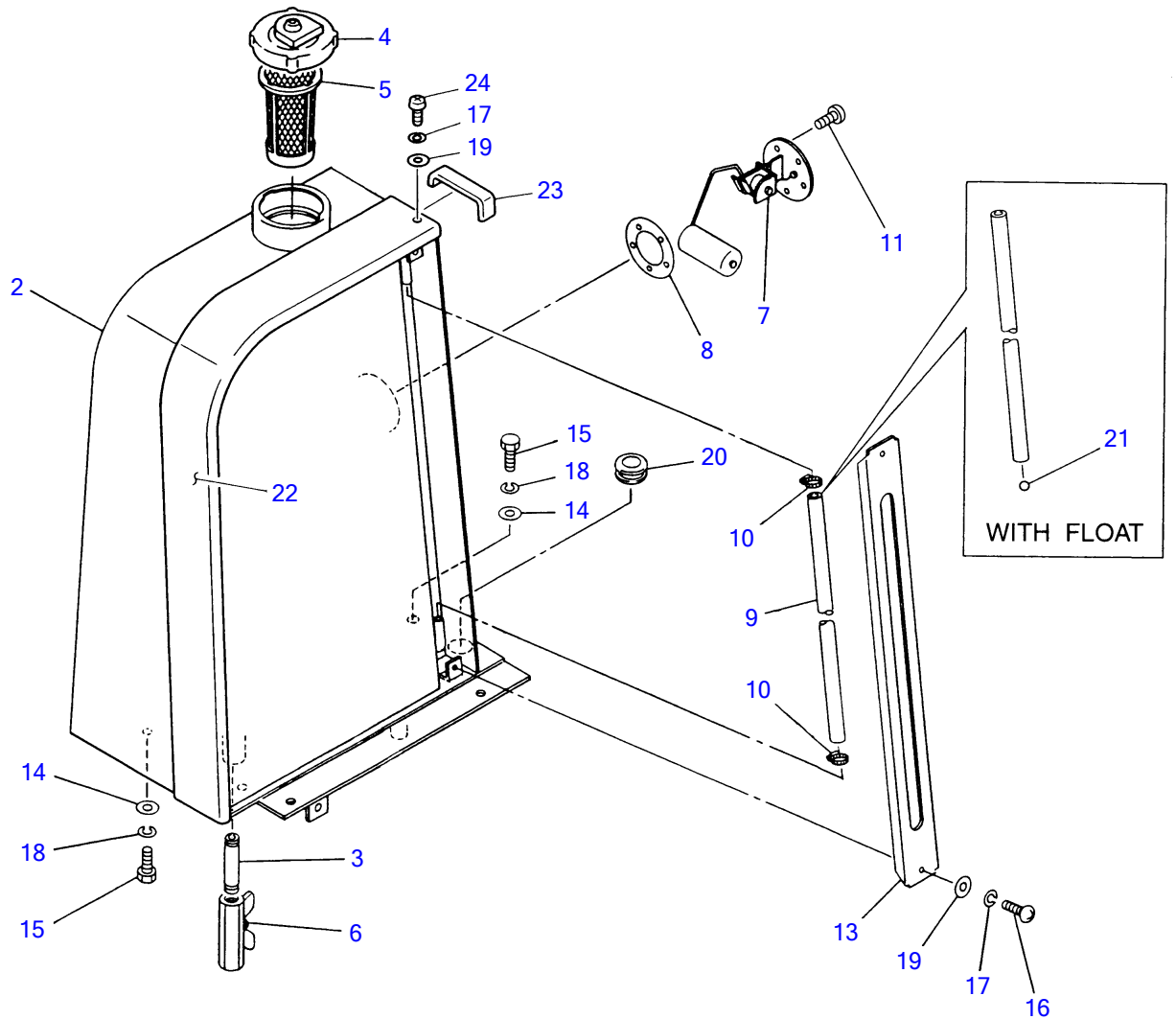
TB035 Book No.PG3-102Z5 S/N 1355001-1358193
HYDRAULIC TANK



G3-30a-3-D

HYDRAULIC TANK

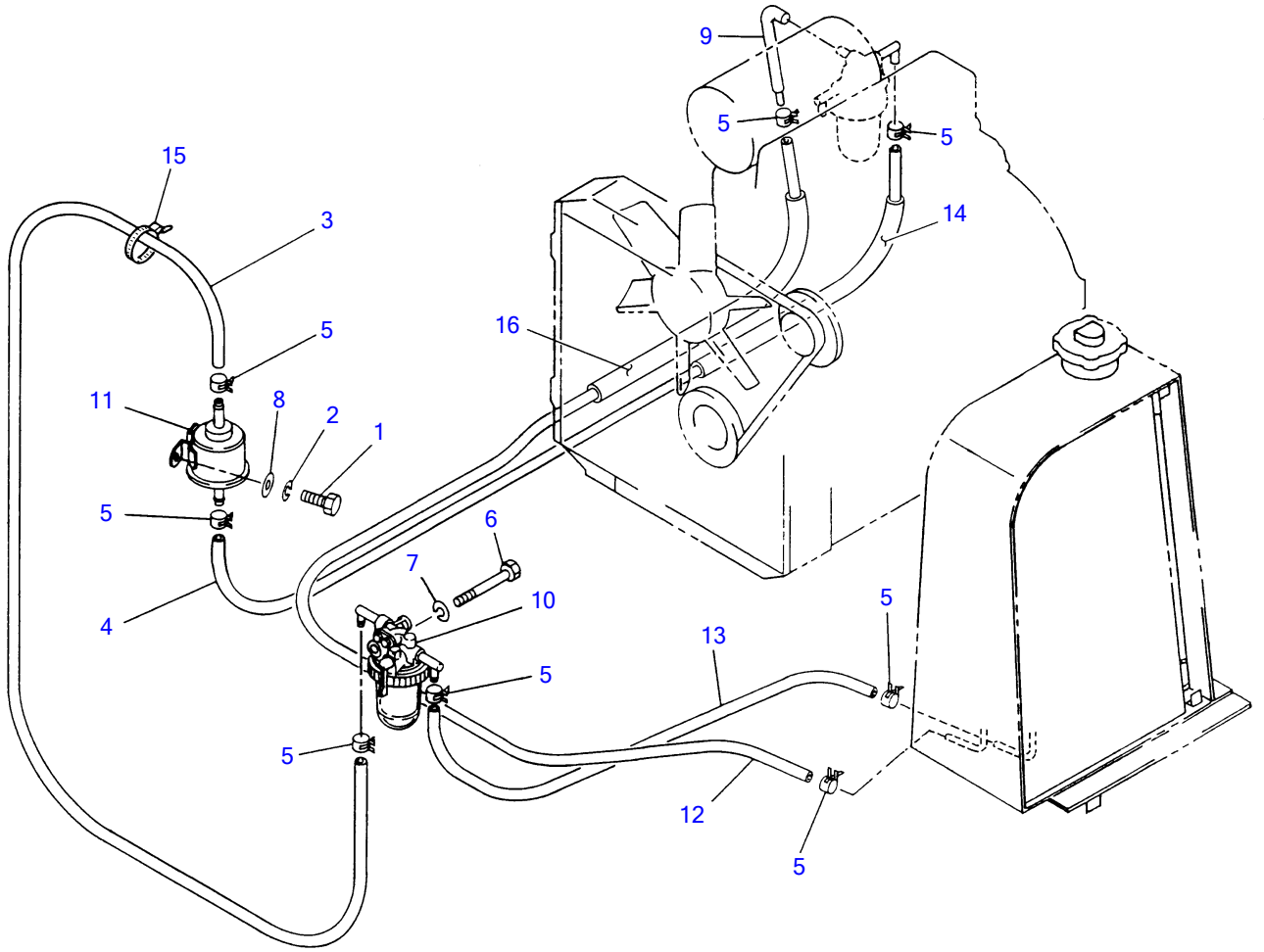
Item	Part number	Description	Q'ty	Chan.	Serial No.	Serv.	Remarks
1	0368090000	TANK ASSY	1				
2	0368011100	• TANK	1				
3	0358001200	• FRANGE	1				
4	0438000300	• COVER	1				
5	0428001300	• COVER	1				
6	0007256006	• PLUG	2				
7	1550210490	• STRAINER	1				
8	1553020655	• GAUGE	1				
9	1420010110	• O-RING	1				
10	1420010290	• O-RING	2				
11	1420100850	• O-RING	2				
12	1420101250	• O-RING	1				
13	1501750002	• PLUG	1				
14	1100040814	• BOLT	4				
15	1100040816	• BOLT	4				
16	1140020008	• WASHER, spring	8				
17	1140020010	• WASHER, spring	4				
18	1100041014	• BOLT	4				
19	0368011200	PIPE	1				
20	0368011300	PIPE	1				
21	0358001400	COVER	1				
22	1100041014	BOLT	3				
23	1654520034	RUBBER	2				sold by the meter
24	0007224004	ADAPTOR	1				
25	1540102030	VALVE-check	1				
26	1551000200	FILTER ASSY	1				
27	1551000210	• BODY	1				
28	1551000220	• CARTRIDGE	1				
29	1515010041	ELBOW	2				
30	1515010040	ELBOW	2				
31	1420010110	O-RING	2				
32	1420010140	O-RING	2				
33	1530531028	HOSE	1				sold by the meter
34	1530525048	HOSE	1				sold by the meter
35	1533700048	BAND	2				
36	1533700041	BAND	2				
37	1100041020	BOLT	2				
38	1100041025	BOLT	1				
39	1100041030	BOLT	3				
40	1140020010	WASHER, spring	9				
41	1141550010	WASHER	4				
42	0378001100	URETHANE	1		1355461~		
43	1654601012	TRIM	2				sold by the meter
44	0003900025	SHIM	AR				t=1.2mm
	0438211062	SHIM	AR				t=2.0mm
	0438211063	SHIM	AR				t=3.2mm
	G330a4L						



F3-31a-4-D

FUEL TANK

Item	Part number	Description	Q'ty	Chan.	Serial No.	Serv.	Remarks
1	0368190000	TANK ASSY	1				
2	0368111100	• TANK	1				
3	0009103070	• PIPE	1				
4	1552100500	• CAP	1				
5	1552100320	• STRAINER	1				
6	1521500003	• VALVE ASSY	1				
7	1553201000	• SENDER	1				
8	1553200800	• PACKING	1				
9	1531010048	• HOSE	1				sold by the meter
10	1533700015	• BAND	2				
11	1150110510	• SCREW	5				
13	0358101200	COVER	1				
14	1141550010	WASHER	3				
15	1100041025	BOLT	3				
16	1120590512	SCREW	2				
17	1140090005	WASHER, spring	3				
18	1140020010	WASHER, spring	3				
19	1141190005	WASHER	3				
20	1652001902	GROMMET	1				
21	1553000001	FLOAT	1				with float
22	0369312400	PROTECTOR	1				for TCM, black
	0369310300	PROTECTOR	1				red
23	0359303900	CAP	1				for TCM, black
	0398101300	CAP	1				red
24	1120590520	SCREW	1				
	F331a4L						

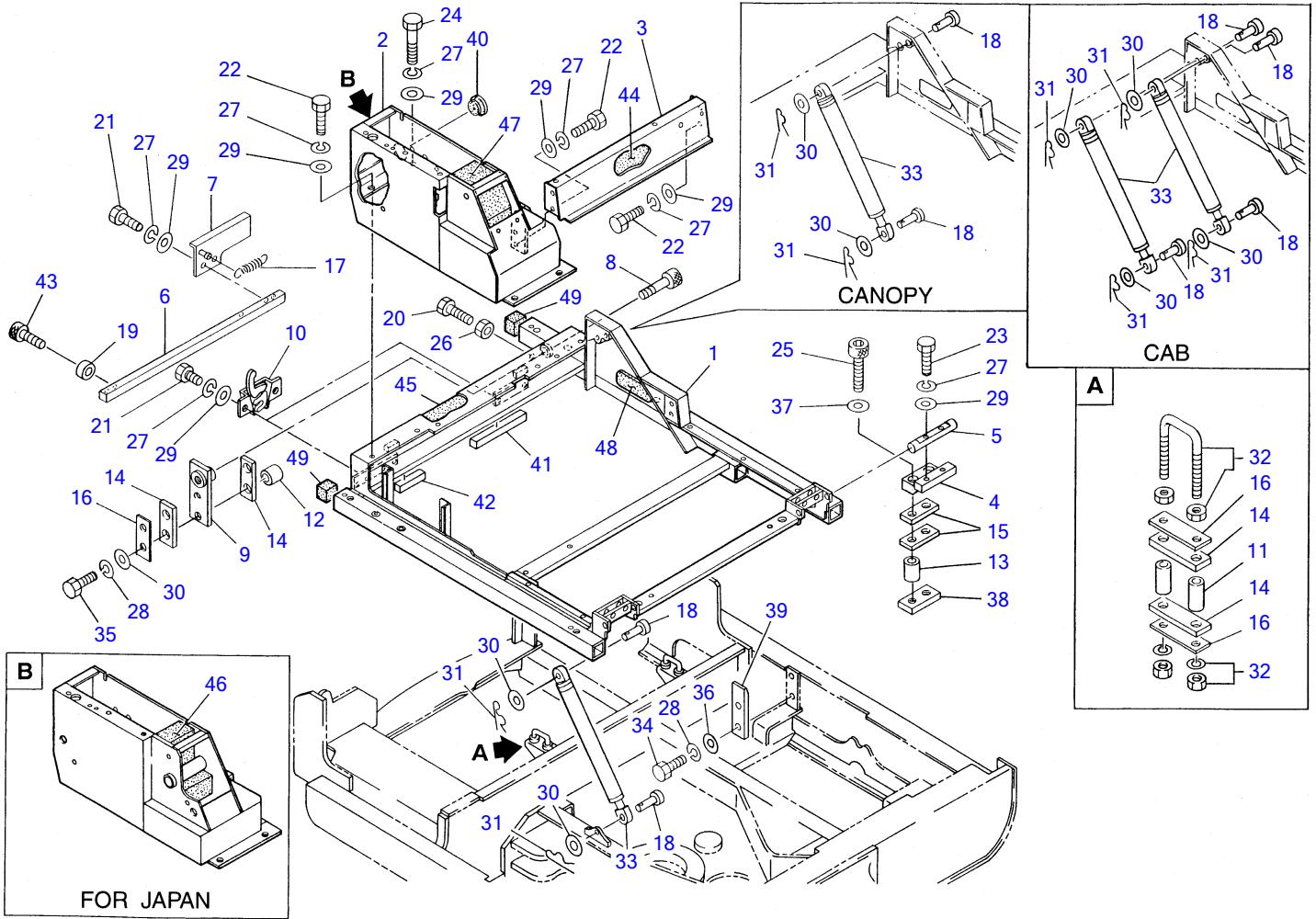


F3-31b-2-D

FUEL PIPING

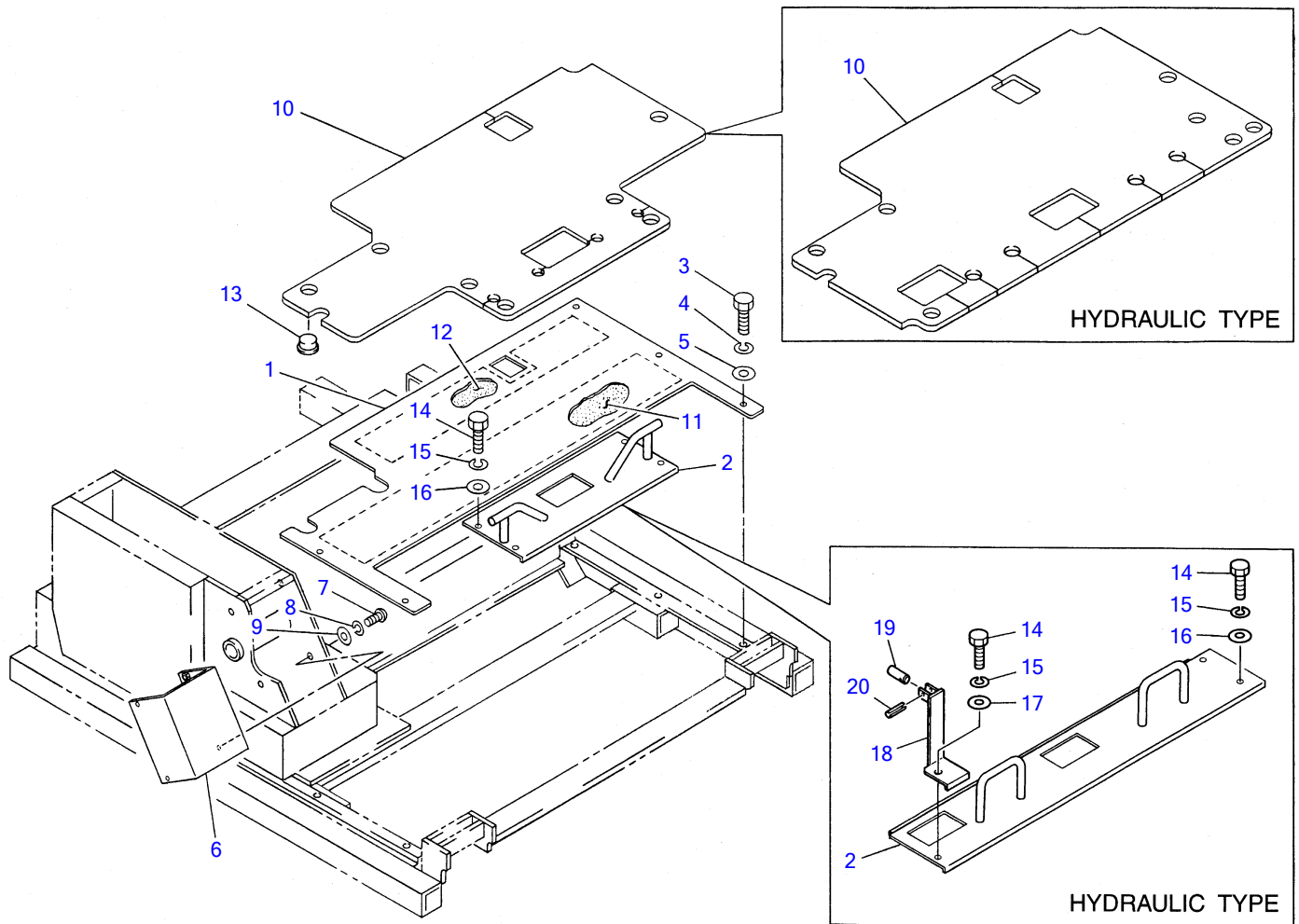
Item	Part number	Description	Q'ty	Chan.	Serial No.	Serv.	Remarks
1	1100040616	BOLT	2				
2	1140020006	WASHER, spring	2				
3	1531207045	HOSE	1				sold by the meter
4	1531207120	HOSE	1				sold by the meter
5	1533120012	BAND	8				
6	1100040865	BOLT	1				
7	1140020008	WASHER, spring	1				
8	1141110006	WASHER	2				
9	1910065047	BEND	1				Y 119840-59601
10	1910030033	SEPARATOR	1				Y 129335-55700
11	1910047033	PUMP, feed	1				
12	1531207200	HOSE	1				sold by the meter
13	1531207090	HOSE	1				sold by the meter
14	1531115090	PROTECTOR	1				sold by the meter
15	1652241150	BAND	1				
16	1531115090	PROTECTOR	1				sold by the meter
	F331b4L						

COVER 1							
Item	Part number	Description	Q'ty	Chan.	Serial No.	Serv.	Remarks
1	0378201200	COVER	1				
	0378202800	COVER	1				southeast Asia
2	0358201750	LOCK	1		1355001~1356496		
	0068232600	LOCK	1	(H)	1356497~		
3	0007000060	SPRING	1				
4	0004206111	SHAFT	1				
5	1224010004	E-RING	2				
6	1653601395	LOCK ASSY	1				
7	1700100019	KEY	1				
8	1652505400	RUBBER, cushion	2				
9	1652515000	RUBBER, cushion	2				
10	0378201300	COVER	1		1355001~1355331		
	0378202400	COVER	1		1355332~		
	0378202850	COVER	1				southeast Asia
11	0378201400	COVER	1		1355001~1355331		
	0378202500	COVER	1		1355332~		
	0378204200	COVER	1				southeast Asia
12	0368210500	PROTECTOR	1				
13	0368212100	PLATE	1				
14	0348200600	PIN	2				
15	0398200800	COLLAR	2				
16	0468203500	BRACKET	1				
17	0003608252	WASHER	12				
18	0003600025	WASHER	2				
19	0138255300	BOLT	2				
20	1653900010	DAMPER	1				
21	1100040816	BOLT	8				
22	1100040825	BOLT	4				
23	1100041025	BOLT	3				
24	1100041030	BOLT	4				
25	1100091016	BOLT	2				
26	1100091070	BOLT	2				
27	1140020008	WASHER, spring	12				
28	1140020010	WASHER, spring	7				
29	1140090010	WASHER, spring	4				
30	1141550010	WASHER	5				
31	1141190010	WASHER	4				
32	1130040008	NUT	2				
33	0068228700	SEAT	2		1355001~1356408		
	0358202400	SEAT	2	(H)	1356409~		
34	0358700100	BRACKET	1				with mirror
35	1656500610	MIRROR	1				with mirror
36	0378201102	ABSORBENT	1				
37	0368211103	ABSORBENT	1				
	0378202900	ABSORBENT	1				southeast Asia
38	0378201104	ABSORBENT	1				
39	0378201105	ABSORBENT	1				
40	0378201106	ABSORBENT	1				
41	0378202601	ABSORBENT	1		1355332~		
42	0378202602	ABSORBENT	1		1355332~		
43	0378202603	ABSORBENT	1		1355332~		
44	0378202701	ABSORBENT	1		1355332~1355562		
	0378202720	ABSORBENT	2		1355563~		
45	0378202702	ABSORBENT	1		1355332~		
46	0068228700	SHEET	1		1356409~		
		NOTE					
		SUB ASSY, cover					
		(cover+absorbent+decal+lamp)					
	0378201500	COVER ASSY	1				item 1, ±¼
		SUB ASSY, cover					
		(cover+absorbent)					
	0378202600	COVER ASSY	1		1355332~		item 10, ±¼
	0378202700	COVER ASSY	1		1355332~		item 11, ±¼
	G332a5L						



F3-33a-1-D

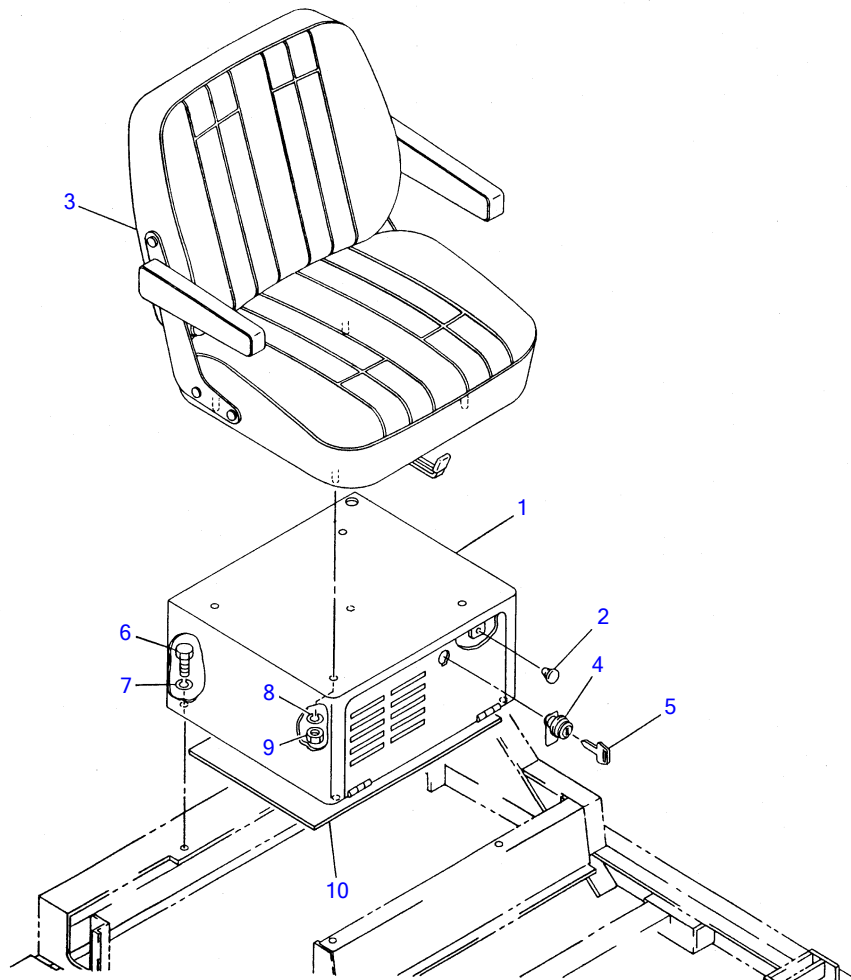
COVER 2							
Item	Part number	Description	Q'ty	Chan.	Serial No.	Serv.	Remarks
1	0363510100	FRAM	1		1355001~1355418		
	0363510800	FRAM	1		1355419~		
2	0363510200	BRACKET	1				for Japan
	0363511200	BRACKET	1				
3	0363510300	STAY	1				
4	0343500400	HINGE	2				
5	0343500500	SHAFT	2				
6	0343500600	ROD	1				
7	0343500700	ANGLE	1				
8	0343500800	SCREW, cap	1				
9	0343500900	PLATE	1				
10	0188616500	LOCK ASSY	2				
11	0343501100	SPACER	4				
12	0343501200	SPACER	2				
13	0343501300	SPACER	4				
14	0343501400	CUSHION	6				
15	0343501500	CUSHION	4				
16	0343501600	PLATE	5				
17	0007000029	SPRING	1				
18	0343503200	PIN	4				canopy
	0343503200	PIN	6				cab
19	0393501000	COLLAR	2				
20	1100040625	BOLT	1				
21	1100040816	BOLT	6				
22	1100040825	BOLT	7				
23	1100040830	BOLT	4				
24	1100040880	BOLT	1				
25	1111041255	SCREW, cap	4				
26	1130040006	NUT	1				
27	1140020008	WASHER, spring	20				
28	1140020010	WASHER, spring	4				
29	1141110008	WASHER	20				
30	1141110010	WASHER	6				canopy
	1141110010	WASHER	8				cab
31	1214000008	PIN, snap	4				canopy
	1214000008	PIN, snap	6				cab
32	1653611311	HOOK	2				
33	1653900013	DAMPER	2				canopy
	1653900013	DAMPER	3				cab
34	1100041030	BOLT	4				
35	1100041040	BOLT	2				
36	1141550010	WASHER	4				
37	1141550012	WASHER	4				
38	0343501700	PLATE	2				
39	0343501900	STOPPER	2				
40	1652003202	GROMMET	1				
41	1654309046	SPONGE	1				sold by the meter
42	1654309019	SPONGE	1				sold by the meter
43	1111040820	SCREW, cap	2				
44	0363510400	ABSORBENT	1				
45	0363510500	ABSORBENT	1				
46	0363510600	ABSORBENT	1				for Japane
47	0363511300	ABSORBENT	1				
48	0363510700	ABSORBENT	1				
49	0363511500	ABSORBENT	1		1355302~		
	F333a2L						



F3-33b-1-D

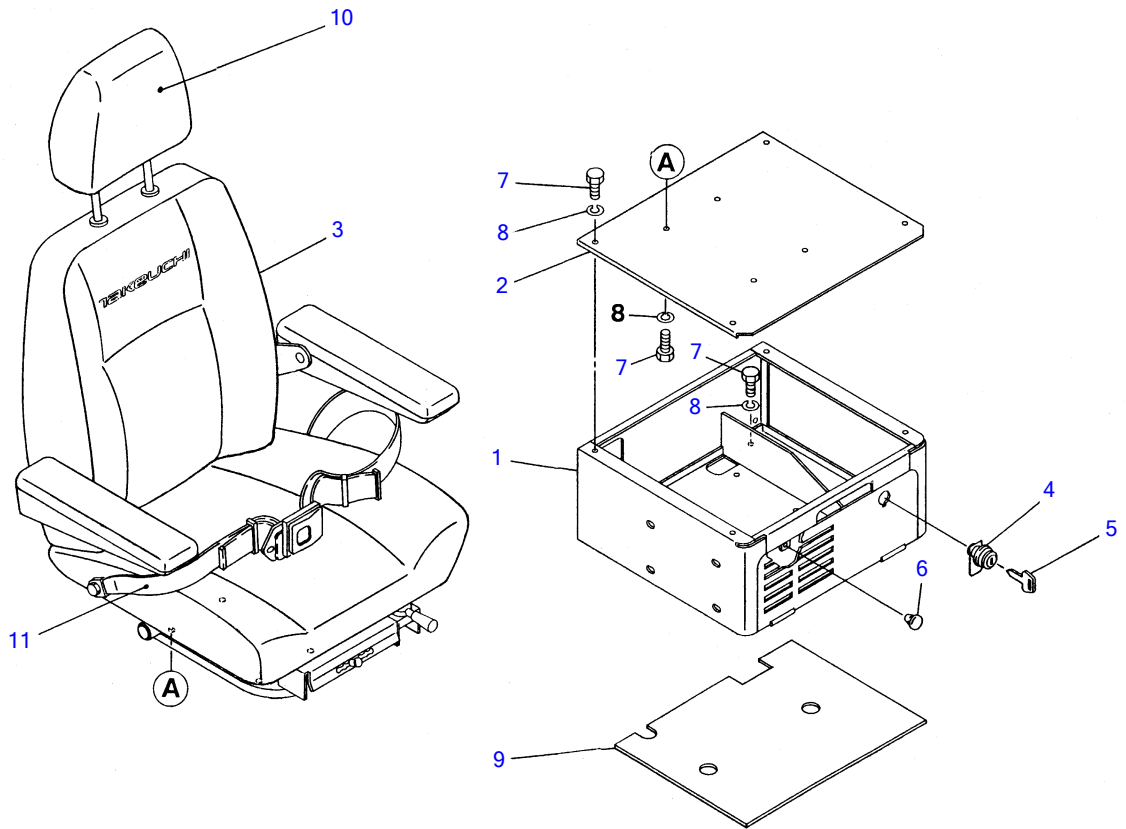
COVER 3

Item	Part number	Description	Q'ty	Chan.	Serial No.	Serv.	Remarks
1	0368213100	PLATE	1				
2	0368214100	PLATE	1				link pattern
	0368213200	PLATE	1				hydraulic pattern
3	1100090816	BOLT	4				link pattern
	1100090816	BOLT	3				hydraulic pattern
4	1140090008	WASHER, spring	4				link pattern
	1140090008	WASHER, spring	3				hydraulic pattern
5	1141190008	WASHER	4				link pattern
	1141190008	WASHER	3				hydraulic pattern
6	0358205300	COVER	1				link pattern
7	1120590515	SCREW	4				link pattern
8	1140090005	WASHER, spring	4				link pattern
9	1141190005	WASHER	4				link pattern
10	0368214200	MAT, floor	1				link pattern
	0368213300	MAT, floor	1				hydraulic pattern
11	0368214400	ABSORBENT	1				
12	0368214300	ABSORBENT	1				
13	0368213400	CAP	7				old type
	1652533008	CAP	7	(H)			new type
14	1100040816	BOLT	5				
15	1140020008	WASHER, spring	5				
16	1141110008	WASHER	5				link pattern
	1141110008	WASHER	4				hydraulic pattern
17	0003608252	WASHER	1		1355167~		hydraulic pattern
18	0368213500	BRACKET	1		1355167~		hydraulic pattern
19	0368213600	PIN	1		1355167~		hydraulic pattern
20	1213010322	PIN, spring	1		1355167~		hydraulic pattern
	F333b2L						



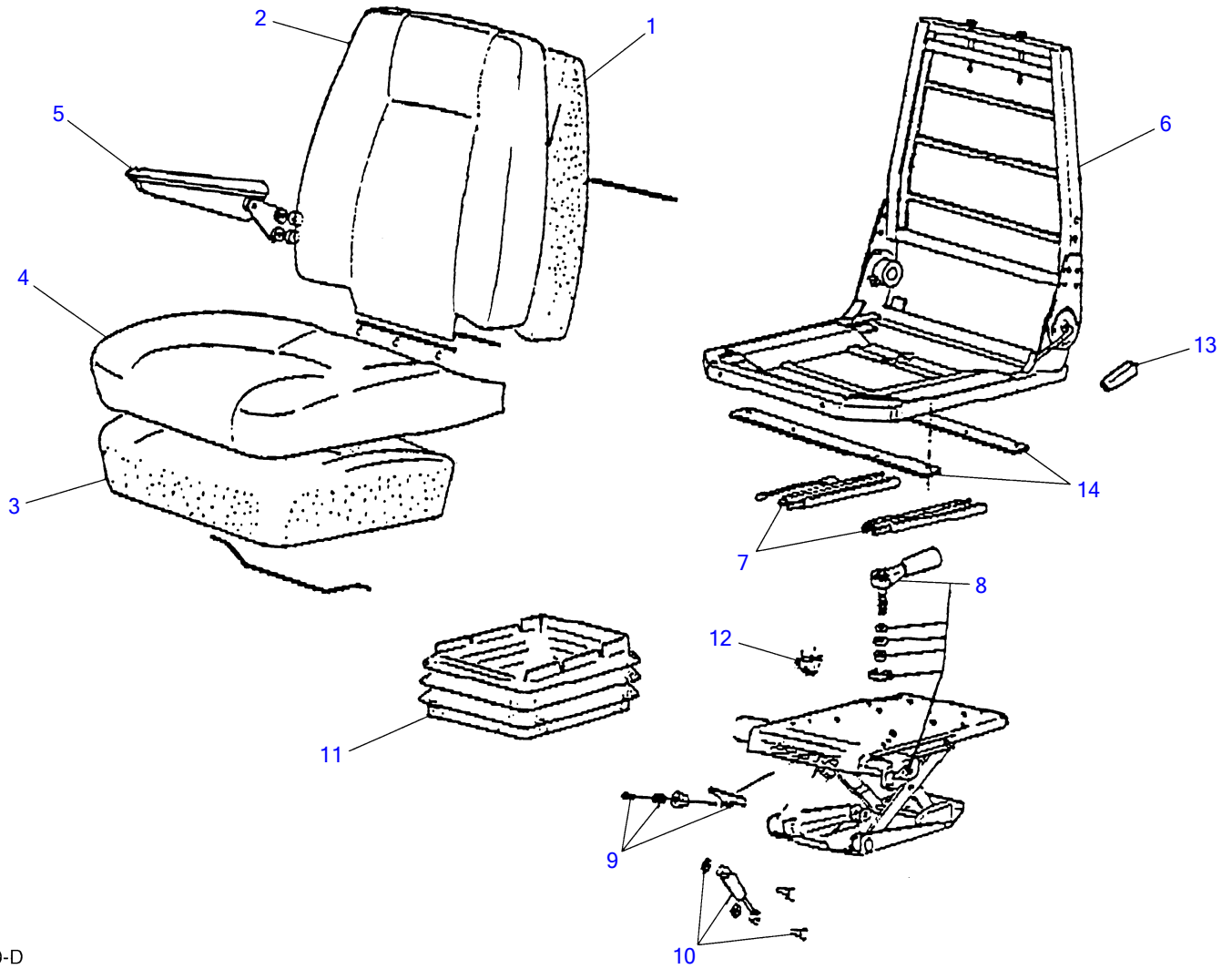
F3-34b-0-D

Item	Part number	Description	SEAT (for Japan)				Remarks
			Q'ty	Chan.	Serial No.	Serv.	
1	0363410100	BOX	1				
2	1652515000	RUBBER, cushion	2				
3	1914100030	SEAT	1				
4	1653601395	LOCK ASSY	1				
5	1700100019	KEY	1				
6	1100040820	BOLT	4				
7	1140020008	WASHER, spring	4				
8	1140020010	WASHER, spring	4				
9	1130540010	NUT	4				
10	0363410200	ABSORBENT	1				
	F334b2L						



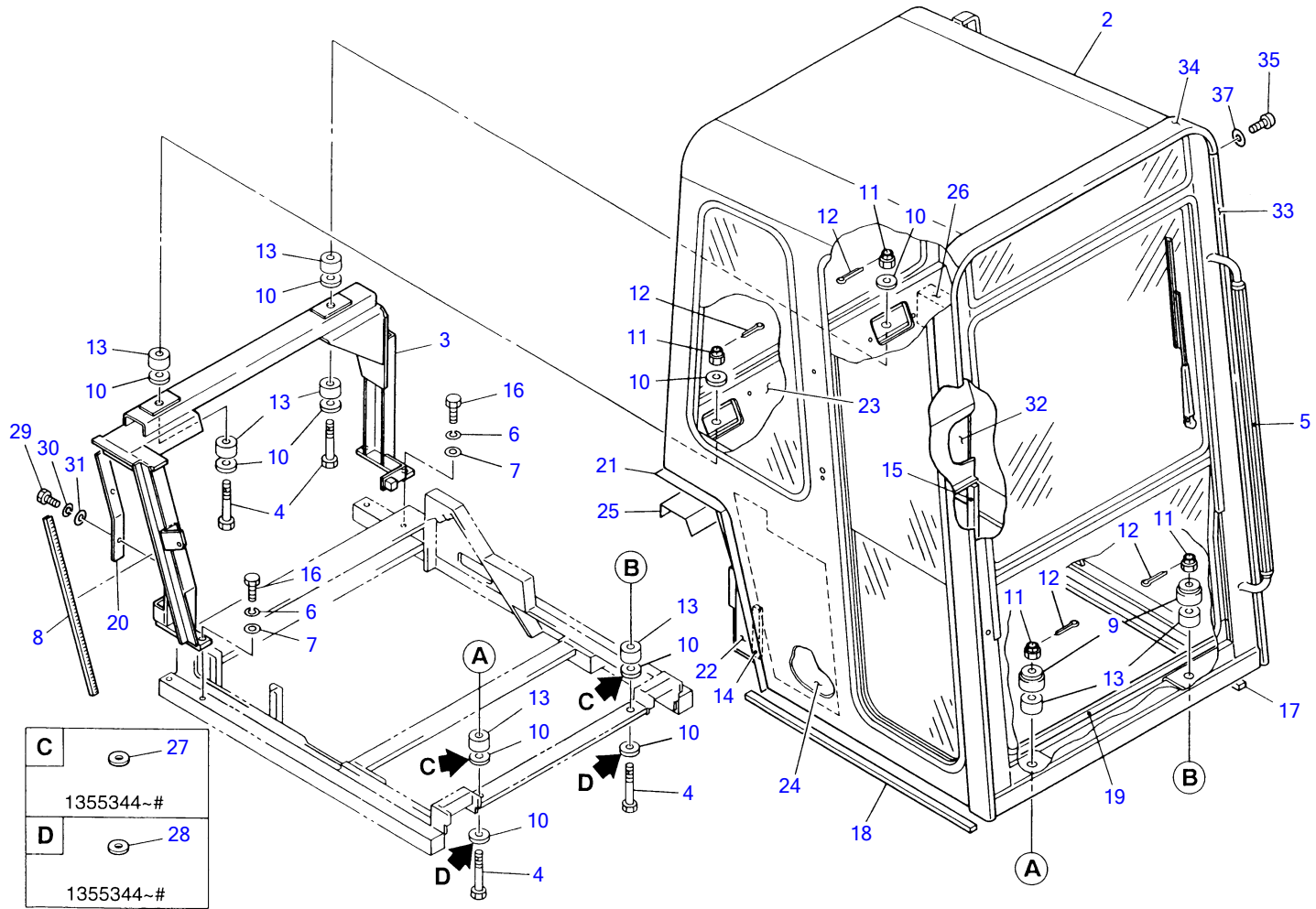
F3-34c-0-D

SEAT (1/2)							
Item	Part number	Description	Q'ty	Chan.	Serial No.	Serv.	Remarks
1	0363412100	BOX	1				
2	0363412200	COVER	1				
3	1914100040	SEAT ASSY	1				fabric
	1914100041	SEAT ASSY	1				leather
4	1653601395	LOCK ASSY	1				
5	1700100019	KEY	1				
6	1652515000	RUBBER, cushion	2				
7	1100040820	BOLT	12				
8	1140020008	WASHER, spring	12				
9	0363412300	ABSORBENT	1				
10	1914100043	REST, head	1				fabric
	1914100042	REST, head	1				leather
11	1914100003	BELT ASSY, seat	1	(L)	1355001~1355400		option
	1914100048	BELT ASSY, seat	1	(H)	1355401~		option
	F334c2L						



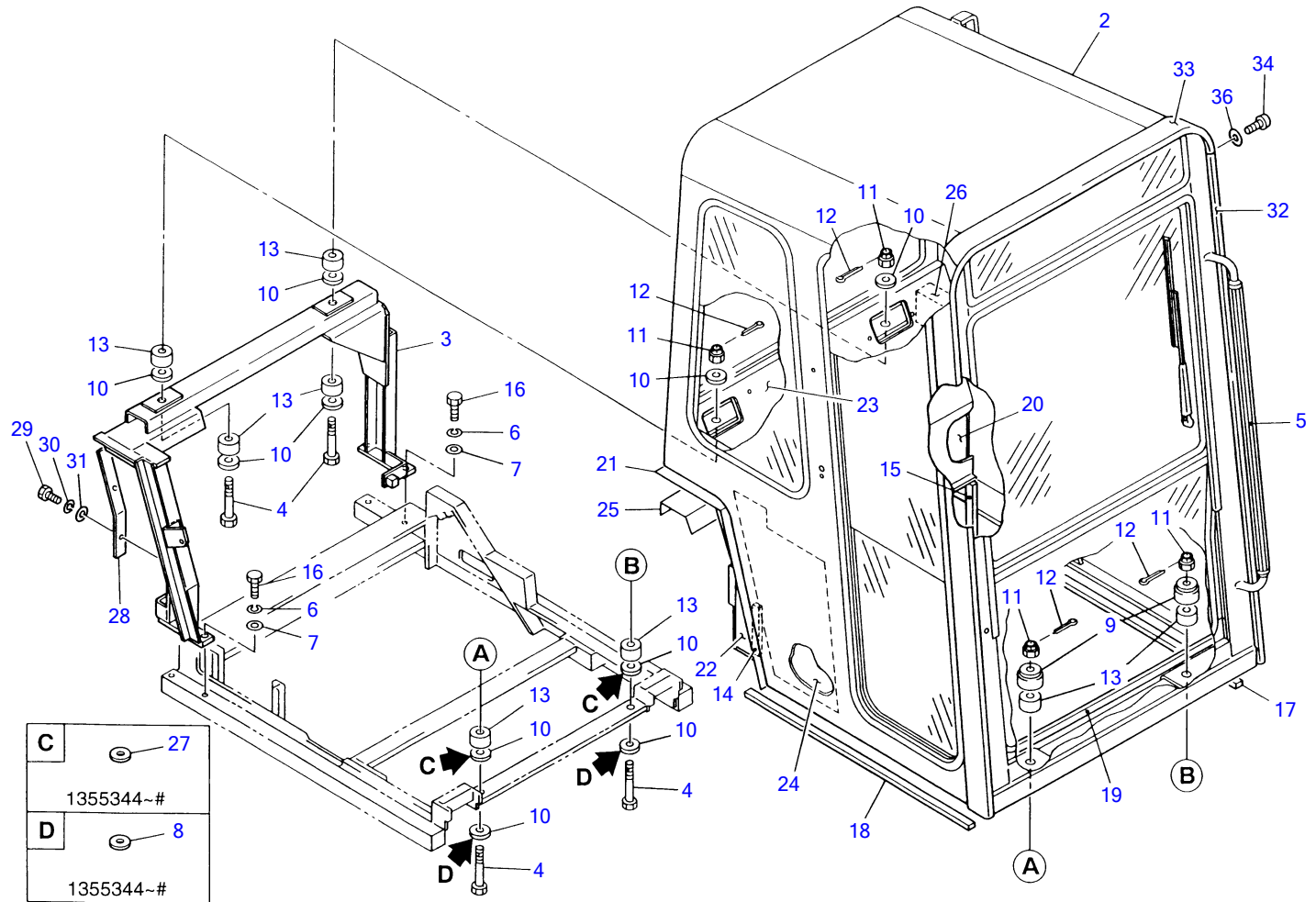
F3-34d-0-D

SEAT (2/2)							
Item	Part number	Description	Q'ty	Chan.	Serial No.	Serv.	Remarks
0	1914100040	SEAT ASSY	1				fabric
	1914100041	SEAT ASSY	1				leather
1	1914102040	▪ FORM, back	1				
2	1914103040	▪ COVER, back	1				fabric
	1914103041	▪ COVER, back	1				leather
3	1914104040	▪ FORM, seat	1				
4	1914105040	▪ COVER, seat	1				fabric
	1914105041	▪ COVER, seat	1				leather
5	1914106040	▪ REST, arm	1				
6	1914108040	▪ FRAM	1				
7	1914109040	▪ ADJUSTER, FORE/AFT	1				
8	1914111040	▪ ADJUSTER, weight	1				
9	1914112040	▪ ADJUSTER, hight	1				
10	1914113040	▪ DUMPER	1				
11	1914114040	▪ COVER, suspension	1				
12	1914115040	▪ STOP, bump	1				
13	1914116040	▪ HANDLE	1				
14	1914117040	▪ STRAP, cross	1				
	F334d0L						



K2-35a-4-D

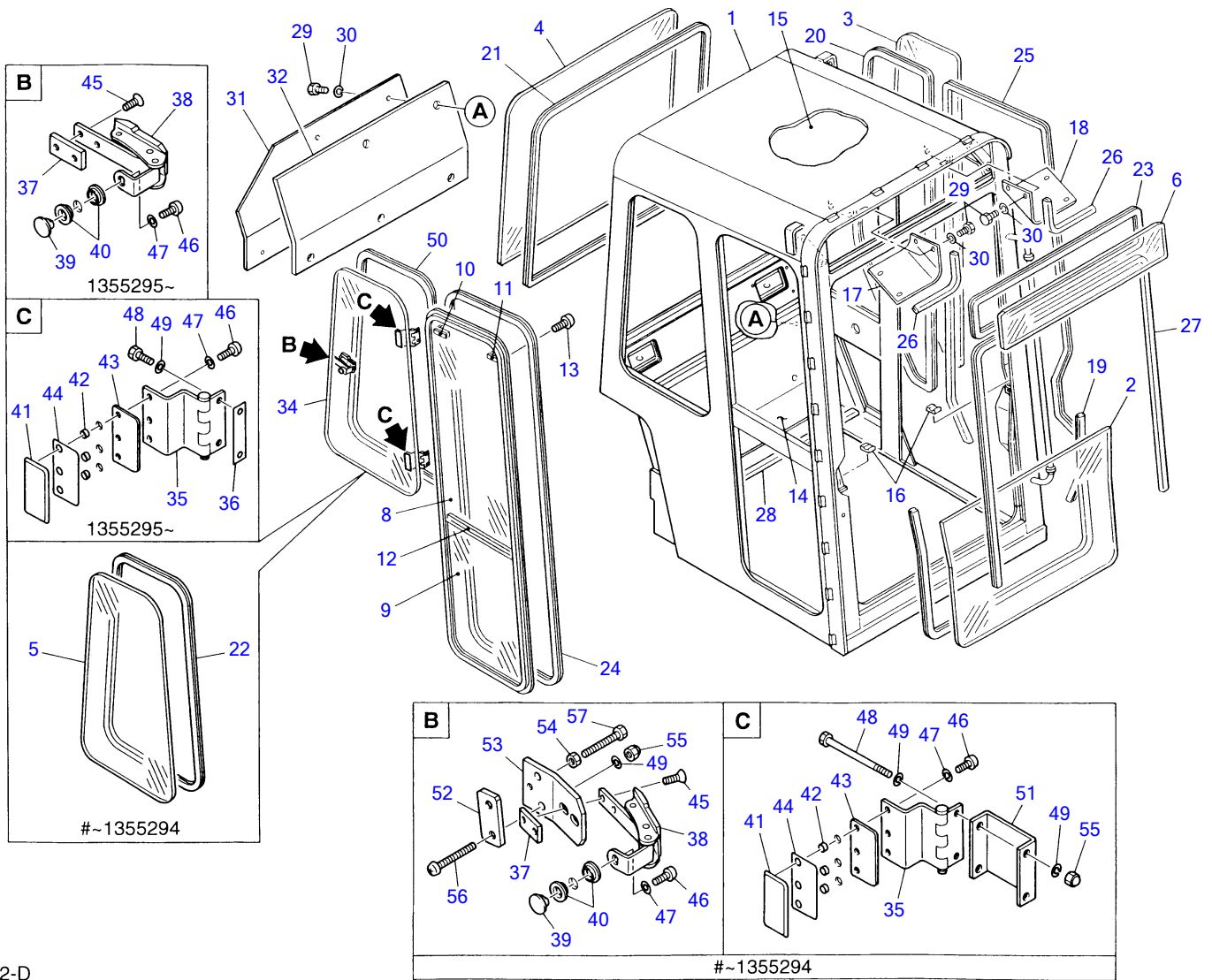
CAB 1							
Item	Part number	Description	Q'ty	Chan.	Serial No.	Serv.	Remarks
1	0398607000	CAB ASSY	1		1355001~1355294		H=1670mm
	0398617000	CAB ASSY	1	(H)	1355295~		H=1620mm
2	0398607100	• CAB	1		1355001~1355294		H=1670mm
	0398617100	• CAB	1	(H)	1355295~		H=1620mm
3	0398608400	• BRACKET	1				
4	0398602200	• BOLT	4				
5	0398608500	• GRIP	1				
6	1140020010	• WASHER, spring	6				
7	1141550010	• WASHER	6				
8	1654520067	• TRIM	1		1355001~1355294		sold by the meter
9	0278609000	• STOPPER	2				
10	0003000010	• WASHER	10		1355001~1355343		
	0003000010	• WASHER	6		1355344~#		
	0003000010	• WASHER	10		#~		
11	1132030016	• NUT	4				
12	1210010430	• PIN	4				
13	1651005030	• RUBBER, cushion	8				
14	1654303010	• SPONGE	1				sold by the meter
15	1654304010	• SPONGE	1				sold by the meter
16	1100041030	• BOLT	6				
17	1654303103	• SPONGE	1				sold by the meter
18	1654303084	• SPONGE	1				sold by the meter
19	1654303088	• SPONGE	1				sold by the meter
20	0398614900	• RUBBER	1		1355301~1355301		
	0398616300	• RUBBER	1		1355302~		
21	0398614400	• INSULATION	1				
22	0398614500	• INSULATION	1				
23	0398609000	• INSULATION	1				
24	0398609100	• INSULATION	1				
25	0398609300	• INSULATION	1				
26	0398609200	• SPONGE	1				
27	0003600092	• WASHER	2		1355344~#		
28	0003600062	• WASHER	2		1355344~#		
29	1100040820	• BOLT	2		1355302~		
30	1140020008	• WASHER, spring	2		1355302~		
31	1141110008	• WASHER	2		1355302~		
32	0398617300	• INSULATION	1		1355512~		
33	0399310200	PROTECTOR	1				for TCM, black
	0398608700	PROTECTOR	1		1355001~1355294		red
	0399309200	PROTECTOR	1		1355295~		red
34	0399310100	PROTECTOR	1				for TCM, black
	0398608600	PROTECTOR	1		1355001~1355294		red
	0399309100	PROTECTOR	1		1355295~		red
35	1120590516	SCREW	4				
37	1141190005	WASHER	4				
	K235a5L						



K2-35b-2-D

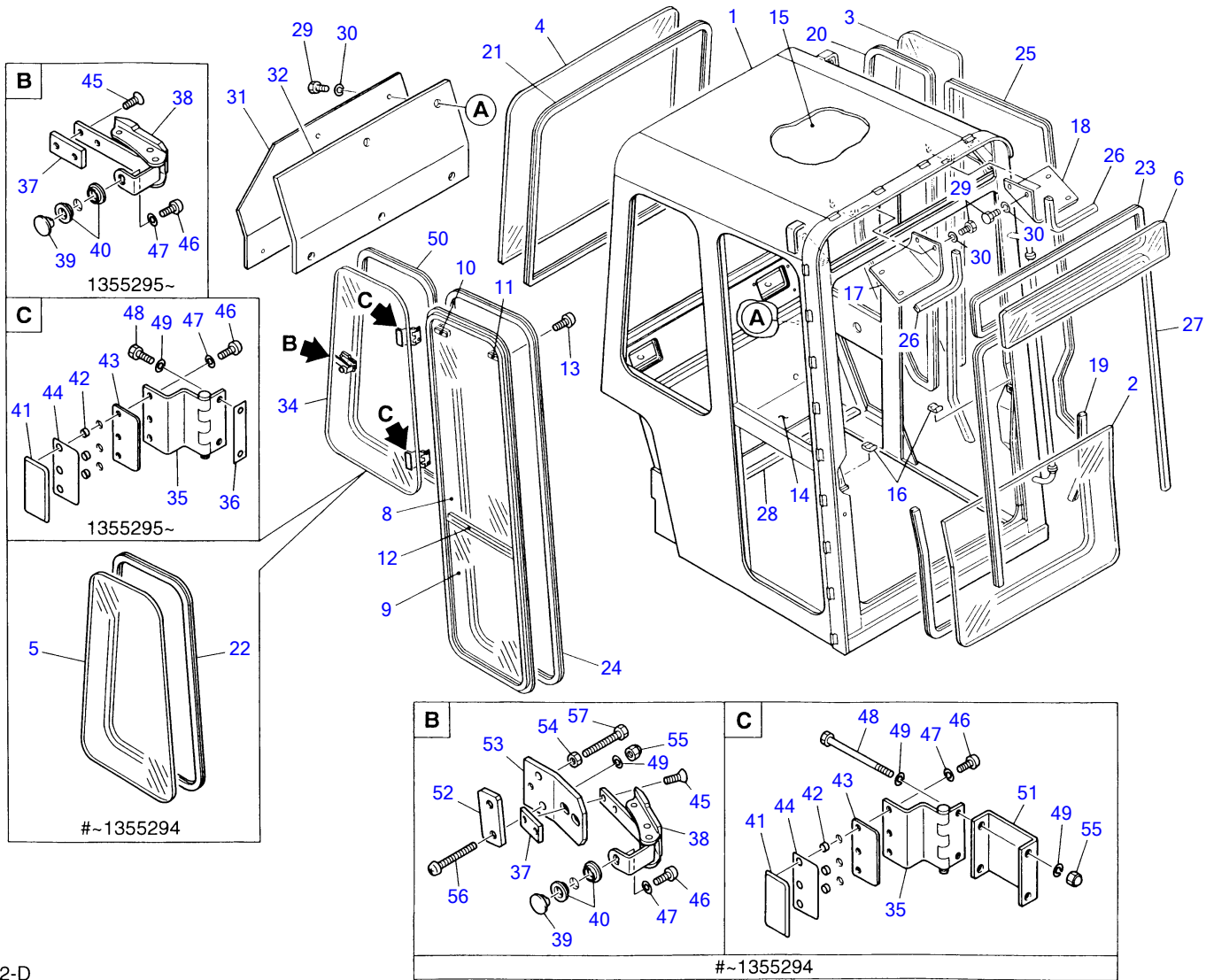
CAB 1 (ROPS & FOPS)

Item	Part number	Description	Q'ty	Chan.	Serial No.	Serv.	Remarks
1	0398613000	CAB ASSY	1				
2	0398613100	• CAB	1				
3	0398608400	• BRACKET	1				
4	0398602200	• BOLT	4				
5	0398608500	• GRIP	1				
6	1140020010	• WASHER, spring	6				
7	1141550010	• WASHER	6				
8	0003600062	• WASHER	2		1355344~#		
9	0278609000	• STOPPER	2				
10	0003000010	• WASHER	6		1355344~#		
	0003000010	• WASHER	10		#~		
11	1132030016	• NUT	4				
12	1210010430	• PIN	4				
13	1651005030	• RUBBER, cushion	8				
14	1654303010	• SPONGE	1				sold by the meter
15	1654304010	• SPONGE	1				sold by the meter
16	1100041030	• BOLT	6				
17	1654303103	• SPONGE	1				sold by the meter
18	1654303084	• SPONGE	1				sold by the meter
19	1654303088	• SPONGE	1				sold by the meter
20	0398617300	• ABSORBENT	1				
21	1654314400	• INSULATION	1				sold by the meter
22	1654314500	• INSULATION	1				sold by the meter
23	1654314600	• INSULATION	1				sold by the meter
24	1654314700	• INSULATION	1				sold by the meter
25	1654314800	• INSULATION	1				sold by the meter
26	1654309200	• SPONGE	1				sold by the meter
27	0003600092	• WASHER	2		1355344~#		
28	0398616300	• RUBBER	1				
29	1100040820	• BOLT	2				
30	1140020008	• WASHER, spring	2				
31	1141110008	• WASHER	2				
32	0399309200	PROTECTOR	1				red
33	0399309100	PROTECTOR	1				red
34	1120590516	SCREW	4				
36	1141190005	WASHER	4				
	K235b3L						



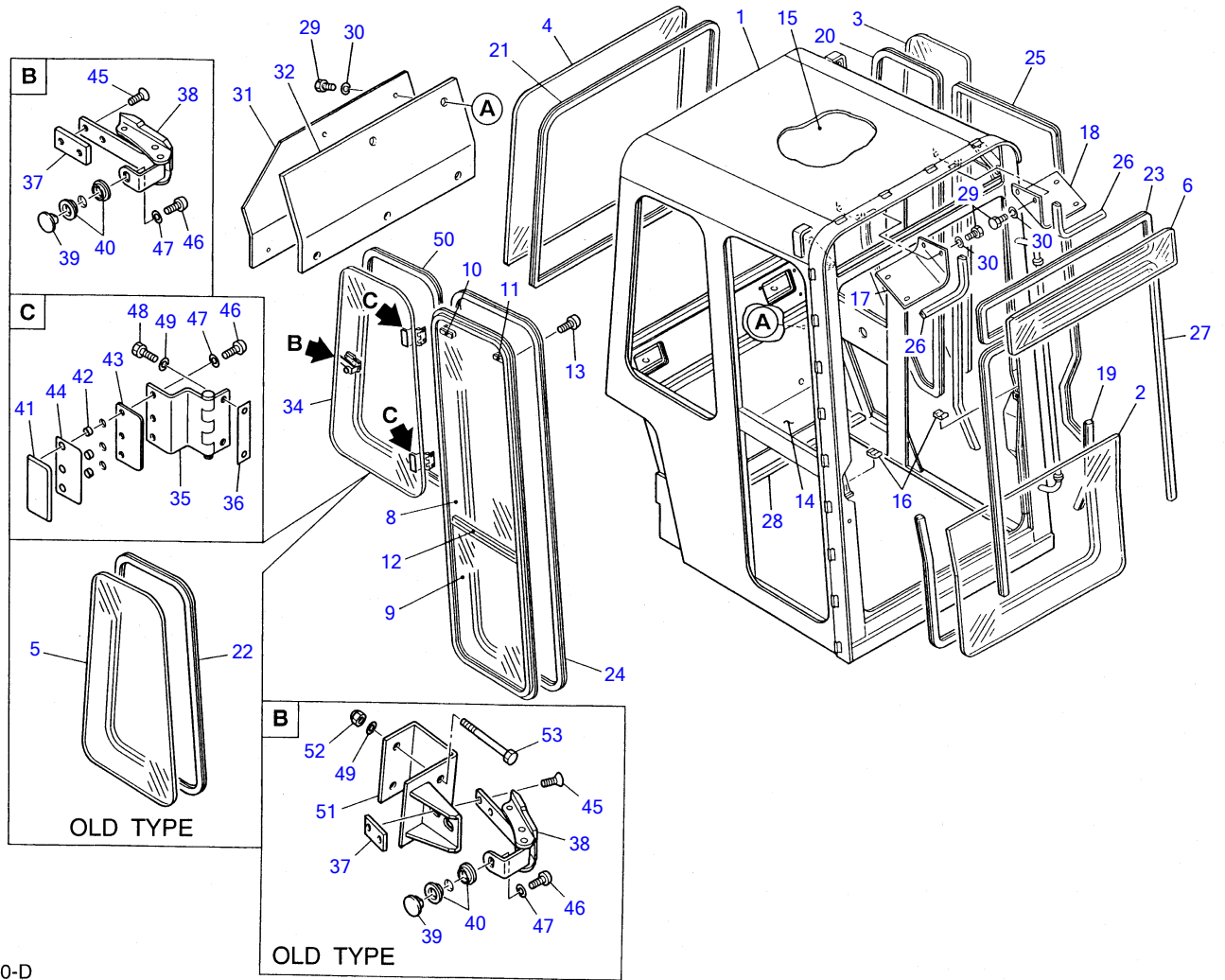
K2-36a-2-D

CAB 2							
Item	Part number	Description	Q'ty	Chan.	Serial No.	Serv.	Remarks
1	X 0398607200	FRAME	1		1355001~1355294		
	X 0398617200	FRAME	1		1355295~		
2	0398600300	GLASS	1				
3	0398600400	GLASS	1		1355001~1355294		
	0398613400	GLASS	1		1355295~		
4	0398607300	GLASS	1				
5	0398607400	GLASS	1		#~1355294		
6	0398600700	GLASS	1		1355001~1355294		
	0398613600	GLASS	1		1355295~		
7	0398607500	SASH ASSY	1		1355001~1355294		
	0398613700	SASH ASSY	1		1355295~		
8	0398607502	• GLASS	1		1355001~1355294		
	0398613702	• GLASS	1		1355295~		
9	0398607503	• GLASS	1		1355001~1355294		
	0398613703	• GLASS	1		1355295~		
10	1654007000	• LOCK ASSY (R.H.)	1				
11	1654007200	• LOCK ASSY (L.H.)	1				
12	1654007400	• STRIP, weather	1				
13	1120740510	• SCREW	6				
14	0398607700	ABSORBENT	1				
15	0398607800	ABSORBENT	1		1355001~1355294		
	0398613800	ABSORBENT	1		1355295~		
16	0398601400	STOPPER	2				
17	0398608000	COVER	1		1355001~1355294		
	0398613900	COVER	1		1355295~		
18	0398608100	COVER	1		1355001~1355294		
	0398614000	COVER	1		1355295~		
19	1654231180	H-RUBBER	1				sold by the meter
20	1654231310	H-RUBBER	1		1355001~1355294		sold by the meter
	1654231299	H-RUBBER	1		1355295~		sold by the meter
21	1654231315	H-RUBBER	1				sold by the meter
22	1654231240	H-RUBBER	1		#~1355294		sold by the meter
23	1654231195	H-RUBBER	1		1355001~1355294		sold by the meter
	1654231181	H-RUBBER	1		1355295~		sold by the meter
24	1654231360	H-RUBBER	1		1355001~1355294		sold by the meter
	1654231345	H-RUBBER	1		1355295~		sold by the meter
25	1654605340	SEAL	1		1355001~1355294		sold by the meter
	1654605342	SEAL	1		1355295~		sold by the meter
26	1654606033	SEAL	2				sold by the meter
27	1654605270	SEAL	1		1355001~1355294		sold by the meter
	1654605262	SEAL	1		1355295~		sold by the meter
28	1654605090	SEAL	1				sold by the meter
29	1100090812	BOLT	13				
30	1140090008	WASHER, spring	13				
31	0398614100	BOARD	1				
32	0398614200	ABSORBENT	1				
33	0398612900	GLASS ASSY (R.H.)	1		#~1355294		
	0398616700	GLASS ASSY (R.H.)	1		1355295~		
34	0398612901	• GLASS	1		#~1355294		
	0398616401	• GLASS	1		1355295~		
35	0338622200	• HINGE	2		#~		
36	0338622300	• SPACER	2		1355295~		
37	0338622400	• PLATE	1		#~		
38	1654004008	• LOCK	1		#~		
39	1654004006	• RETAINER	1		#~		
40	1654004007	• PACKING	2		#~		
41	1654007002	• RETAINER	2		#~		
42	1654004001	• PACKING	6		#~		
43	1654004002	• PACKING	2		#~		
44	1654004003	• PACKING	2		#~		
45	1120630616	• SCREW	2		#~		
46	1120530510	• SCREW	7		#~		
47	1140020005	• WASHER, spring	7		#~		
48	1100040680	• BOLT	4		#~1355294		
	1100040616	• BOLT	4		1355295~		
49	1140020006	• WASHER, spring	10		#~1355294		
	1140020006	• WASHER, spring	4		1355295~		
50	1654520238	• RUBBER	1		#~1355294		sold by the meter



K2-36a-2-D

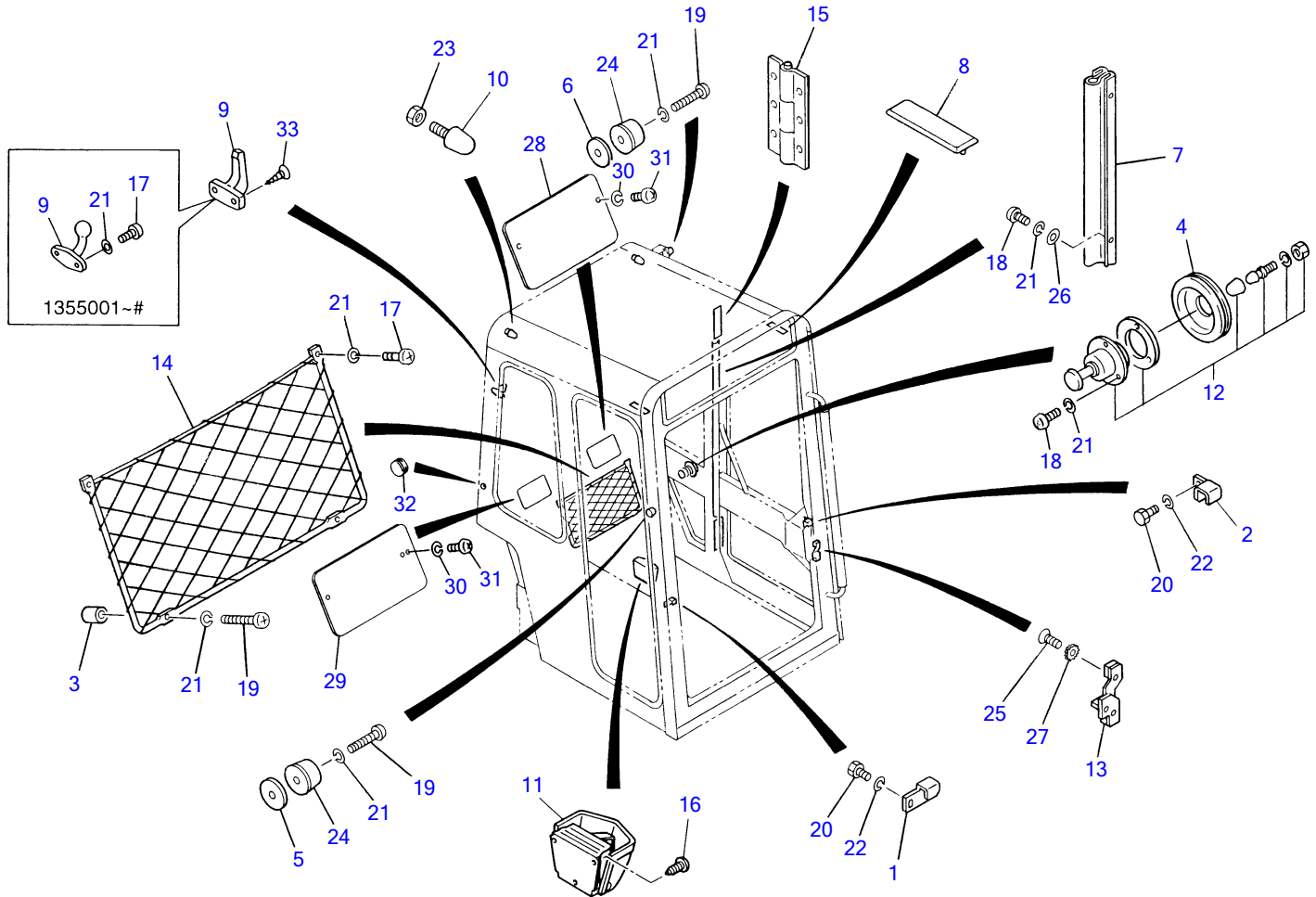
CAB 2							
Item	Part number	Description	Q'ty	Chan.	Serial No.	Serv.	Remarks
50	1654520235	· RUBBER	1		1355295~		sold by the meter
51	0398612902	· CHANNEL	2		#~1355294		
52	0398612903	· PLATE	1		#~1355294		
53	0398612904	· PLATE	1		#~1355294		
54	1130040006	· NUT	1		#~1355294		
55	1134030006	· NUT	1		#~1355294		
56	1120530650	· SCREW	2		#~1355294		
57	1100240645	· BOLT	1		#~1355294		
57		NOTE					
57	0398607100	CAB ASSY	1		1355001~1355294		incl. cab2~4
57	0398617100	CAB ASSY	1		1355295~		incl. cab2~4
	K236a5L						



K2-36d-0-D

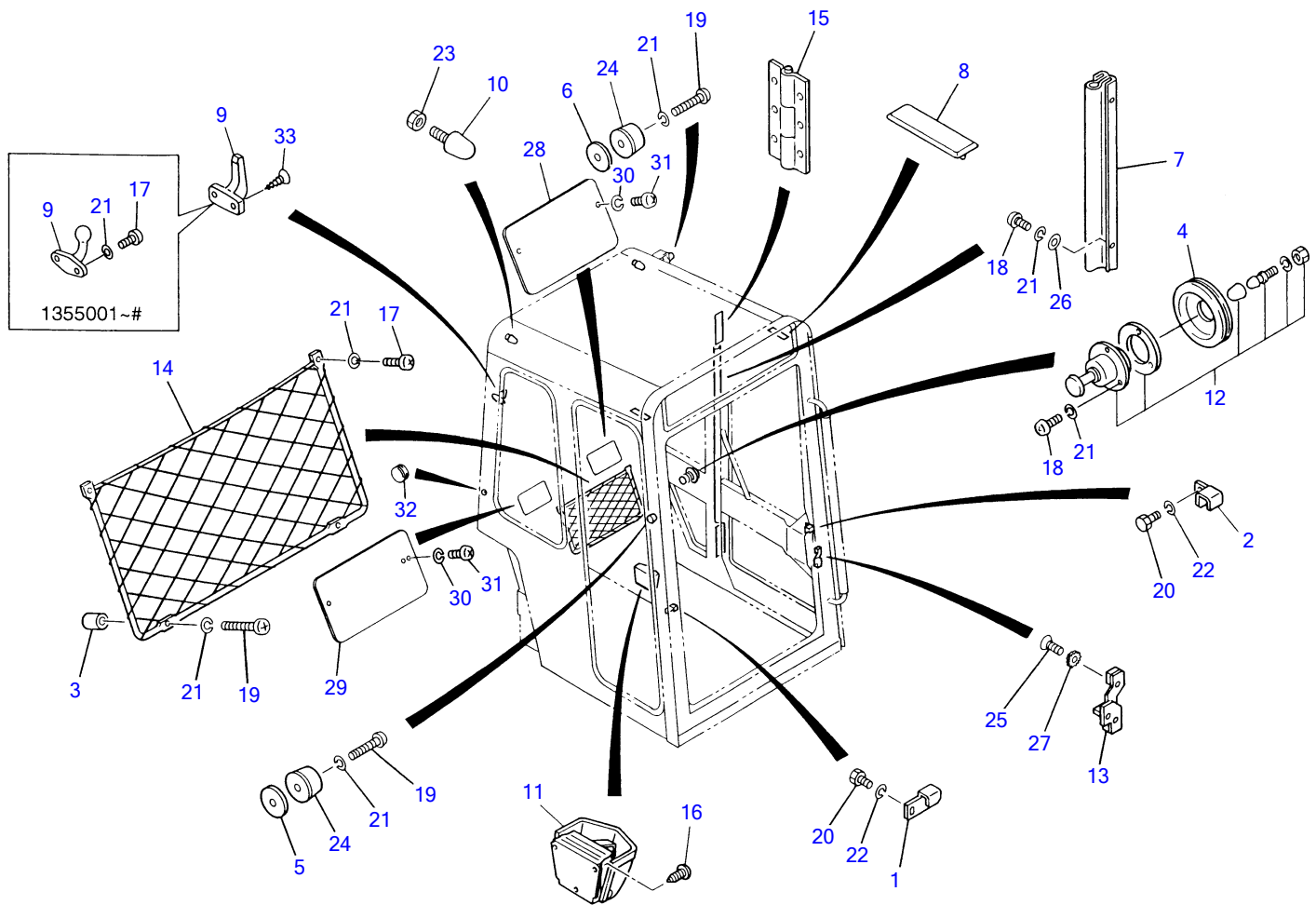
CAB 2 (ROPS & FOPS)

Item	Part number	Description	Q'ty	Chan.	Serial No.	Serv.	Remarks
1	X 0398613200	FRAME	1				
2	0398600300	GLASS	1				
3	0398613400	GLASS	1				
4	0398607300	GLASS	1				
5	0398607400	GLASS	1			old type	
6	0398613600	GLASS	1				
7	0398613700	SASH ASSY	1				
8	0398613702	• GLASS	1				
9	0398613703	• GLASS	1				
10	1654007000	• LOCK ASSY (R.H.)	1				
11	1654007200	• LOCK ASSY (L.H.)	1				
12	1654007400	• STRIP, weather	1				
13	1120740510	• SCREW	6				
14	0398607700	ABSORBENT	1				
15	0398613800	ABSORBENT	1				
16	0398601400	STOPPER	2				
17	0398613900	COVER	1				
18	0398614000	COVER	1				
19	1654231180	H-RUBBER	1				sold by the meter
20	1654231299	H-RUBBER	1				sold by the meter
21	1654231315	H-RUBBER	1				sold by the meter
22	1654231240	H-RUBBER	1			old type	sold by the meter
23	1654231181	H-RUBBER	1				sold by the meter
24	1654231345	H-RUBBER	1				sold by the meter
25	1654605342	SEAL	1				sold by the meter
26	1654606033	SEAL	2				sold by the meter
27	1654605262	SEAL	1				sold by the meter
28	1654605090	SEAL	1				sold by the meter
29	1100090812	BOLT	13				
30	1140090008	WASHER, spring	13				
31	0398614100	BOARD	1				
32	0398614200	ABSORBENT	1				
33	0398616800	GLASS ASSY (R.H.)	1			old type	
	0398616700	GLASS ASSY (R.H.)	1			new type	
34	0398616401	• GLASS	1			old type	
	0398616701	• GLASS	1			new type	
35	0338622200	• HINGE	2			new type	
36	0338622300	• SPACER	2			new type	
37	0338622400	• PLATE	1			new type	
38	1654004008	• LOCK	1			new type	
39	1654004006	• RETAINER	1			new type	
40	1654004007	• PACKING	2			new type	
41	1654007002	• RETAINER	2			new type	
42	1654004001	• PACKING	6			new type	
43	1654004002	• PACKING	2			new type	
44	1654004003	• PACKING	2			new type	
45	1120630616	• SCREW	2			new type	
46	1120530510	• SCREW	7			new type	
47	1140020005	• WASHER, spring	7			new type	
48	1100040616	• BOLT	4			new type	
49	1140020006	• WASHER, spring	6			old type	
	1140020006	• WASHER, spring	4			new type	
50	1654520235	• RUBBER	1			new type	sold by the meter
51	0398616801	• BRACKET	1			old type	
52	1134030006	• NUT	2			old type	
53	1100040660	• BOLT	2			old type	
		NOTE					
	0398613100	CAB ASSY	1				incl. cab2~4
	K236d2L						



K2-36b-2-D

CAB 3						
Item	Part number	Description	Q'ty	Chan.	Serial No.	Serv. Remarks
1	0398600900	PLATE	1		1355001~1355294	
	0338621500	PLATE	1		1355295~	
2	0398607600	PLATE	1			
3	0398601300	COLLAR	2			
4	0398603400	GROMMET	1			
5	0468601600	SHIM	1			
6	0468601700	SHIM	1			
7	0468602100	SEAL	1			
8	0568614300	SPACER	2			
9	1653614389	HANGER	1		1355001~#	discontinued
	1654004800	HANGER	1		#~	
10	1651101224	STOPPER	2			
11	1653691970	ASHTRAY	1			
12	1653691460	CATCHER ASSY	1			
13	0068620500	STRIKER	1			
14	1653691350	POCKET ASSY	1			
15	0468601800	HINGE	2			
16	1122500408	SCREW	3			
17	1120590512	SCREW	4		1355001~#	
	1120590512	SCREW	2		#~	
18	1120590508	SCREW	17			
19	1120590525	SCREW	6			
20	1100090812	BOLT	2			
21	1140090005	WASHER, spring	27		1355001~#	
	1140090005	WASHER, spring	25		#~	
22	1140090008	WASHER, spring	2			
23	1130140012	NUT	2			
24	1652103824	RUBBER	2			
25	1120630816	SCREW	2			
26	1141190005	WASHER	14			
27	1140330008	WASHER	2			
28	0398608800	COVER	1			
29	0398608900	COVER	1			
30	1140020004	WASHER, spring	4			
31	1120530408	SCREW	4			
32	1652051200	GROMMET	1			
33	1122500412	SCREW	2		#~	
	K236b3L					



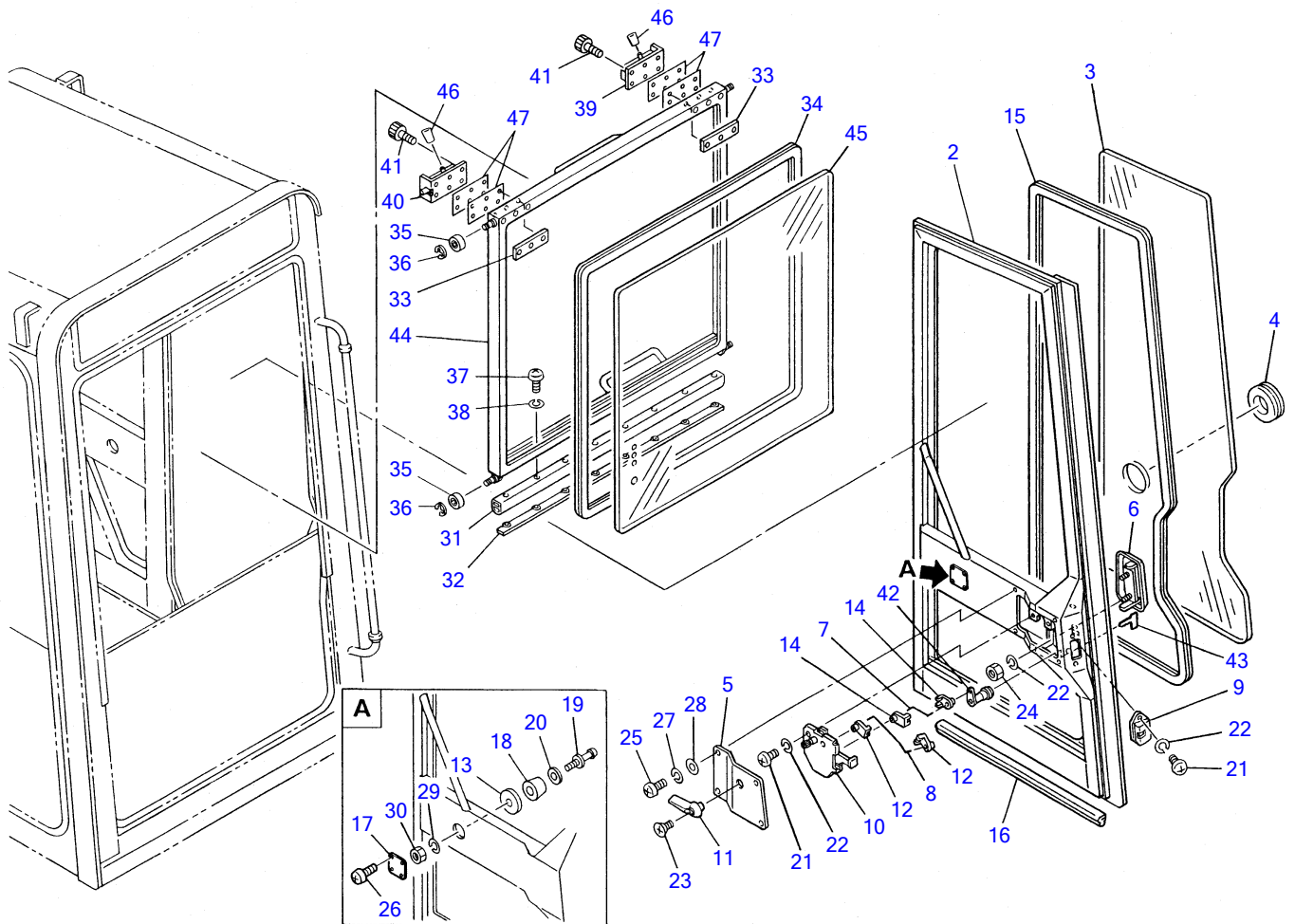
K2-36e-1-D

CAB 3 (ROPS & FOPS)

Item	Part number	Description	Q'ty	Chan.	Serial No.	Serv.	Remarks
1	0398600900	PLATE	1				
2	0398607600	PLATE	1				
3	0398601300	COLLAR	2				
4	0398603400	GROMMET	1				
5	0468601600	SHIM	1				
6	0468601700	SHIM	1				
7	0468602100	SEAL	1				
8	0568614300	SPACER	2				
9	1653614389	HANGER	1		1355001~#		discontinued
	1654004800	HANGER	1		#~		
10	1651101224	STOPPER	2				
11	1653691970	ASHTRAY	1				
12	1653691460	CATCHER ASSY	1				
13	0068620500	STRIKER	1				
14	1653691350	POCKET ASSY	1				
15	0468601800	HINGE	2				
16	1122500408	SCREW	3				
17	1120590512	SCREW	4				
	1120590512	SCREW	2		1355001~#		
18	1120590508	SCREW	19		#~		
19	1120590525	SCREW	4				
20	1100090812	BOLT	2				
21	1140090005	WASHER, spring	27		1355001~#		
	1140090005	WASHER, spring	25		#~		
22	1140090008	WASHER, spring	2				
23	1130140012	NUT	2				
24	1652103824	RUBBER	2				
25	1120630816	SCREW	2				
26	1141190005	WASHER	14				
27	1140330008	WASHER	2				
28	0398614300	COVER	1				
29	0398608900	COVER	1				
30	1140020004	WASHER, spring	4				
31	1120530408	SCREW	4				
32	1652051200	GROMMET	1				
33	1122500412	SCREW	2		#~		

K236e1L

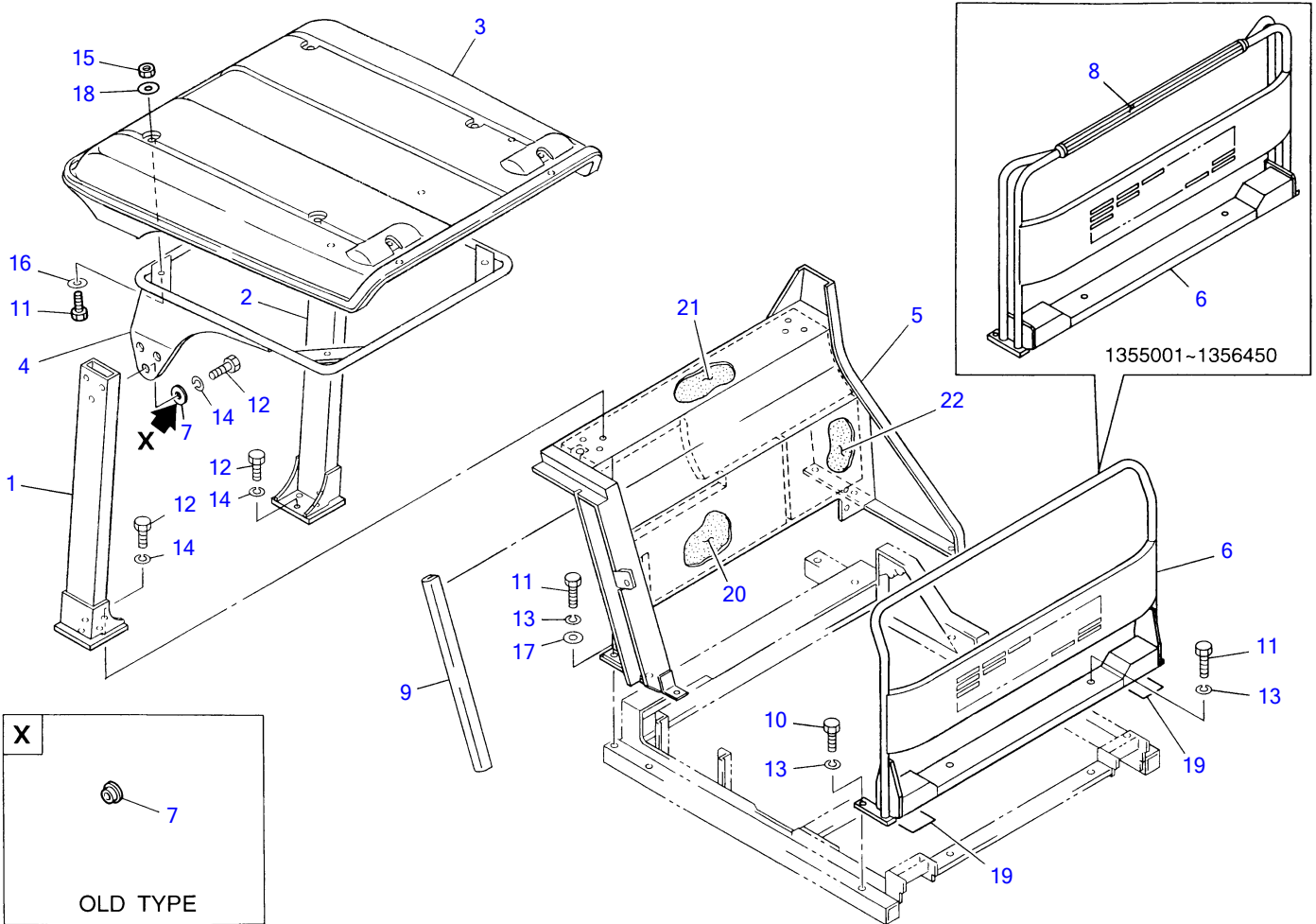
CAB 4								
Item	Part number	Description	Q'ty	Chan.	Serial No.	Serv.	Remarks	
1	0398611000	DOOR ASSY	1		1355001~1355294		H=1533mm	
	0398615000	DOOR ASSY	1		1355295~		H=1499mm	
2	0398610100	• DOOR	1		1355001~1355294			
	0398615100	• DOOR	1		1355295~			
3	0398603200	• GLASS	1		1355001~1355294			
	0398615200	• GLASS	1		1355295~			
4	0398603400	• GROMMET	1					
5	0398610200	• COVER	1					
6	0398610300	• HANDLE	1					
7	0398610400	• ROD	1					
8	0398610500	• ROD	1					
9	0068620400	• LOCK ASSY	1					
10	0398610600	• CONTROL	1					
11	0398610700	• HANDLE	1					
12	0068621500	• SNAP	2					
13	0468603300	• WASHER	1					
14	0398610900	• SNAP	2					
15	1654231375	• H-RUBBER	1					
16	1654605060	• SEAL	1					sold by the meter
17	1652053800	• GROMMET	1		1355001~1355294			
	0398615300	• PLATE	1		1355295~			
18	X *****	• RUBBER	1					
19	X *****	• CATCH	1					
20	X *****	• WASHER	1					
21	1120590612	• SCREW	4					
22	1140090006	• WASHER	6					
23	1120790516	• SCREW	1					
24	1130040006	• NUT	2					
25	1120590512	• SCREW	4					
26	1120590410	• SCREW	4		1355295~			
27	1140090005	• WASHER, spring	4					
28	1141190005	• WASHER	4					
29	1140020008	• WASHER, spring	1					
30	1130040008	• NUT	1					
31	0398605300	RUBBER	1					
32	0398605400	PLATE	1					
33	0468605400	PLATE	4					
34	1654231313	H-RUBBER	1		1355001~1355294			sold by the meter
	1654231307	H-RUBBER	1		1355295~			sold by the meter
35	1300200608	BEARING	4					
36	1224000006	E-RING	4					
37	1120590410	SCREW	8		1355001~1355294			
	1120590414	SCREW	6		1355295~			
38	1140090004	WASHER, spring	8		1355001~1355294			
	1140090004	WASHER, spring	6		1355295~			
39	1653613241	LATCH (L.H.)	1					
40	1653613240	LATCH (R.H.)	1					
41	1110040512	SCREW, cap	12					
42	1653611527	KEY ASSY	1					
43	1700100019	KEY	1					
44	0398612100	SASH, front	1		1355001~1355294		H=820mm	
	0398616100	SASH, front	1		1355295~1355511		H=790mm	
	0398618100	SASH, front	1		1355512~		H=790mm	
45	0398612200	GLASS	1		1355001~1355294			
	0398616200	GLASS	1		1355295~			
46	0398612500	GRIP	2					
47	0468605031	SHIM	AR				t=1.6mm	
	0468605032	SHIM	AR				t=1.2mm	
	0468605033	SHIM	AR				t=0.7mm	
		NOTE						
		SASH ASSY, front (with wiper motor)						
	0398612000	SASH ASSY, front (right wiper)	1		1355001~1355294		H=820mm	
	0398616000	SASH ASSY, front (right wiper)	1		1355295~1355511		H=790mm	
	0398618000	SASH ASSY, front (left wiper)	1		1355512~		H=790mm	
	K236c5L							



K2-36f-0-D

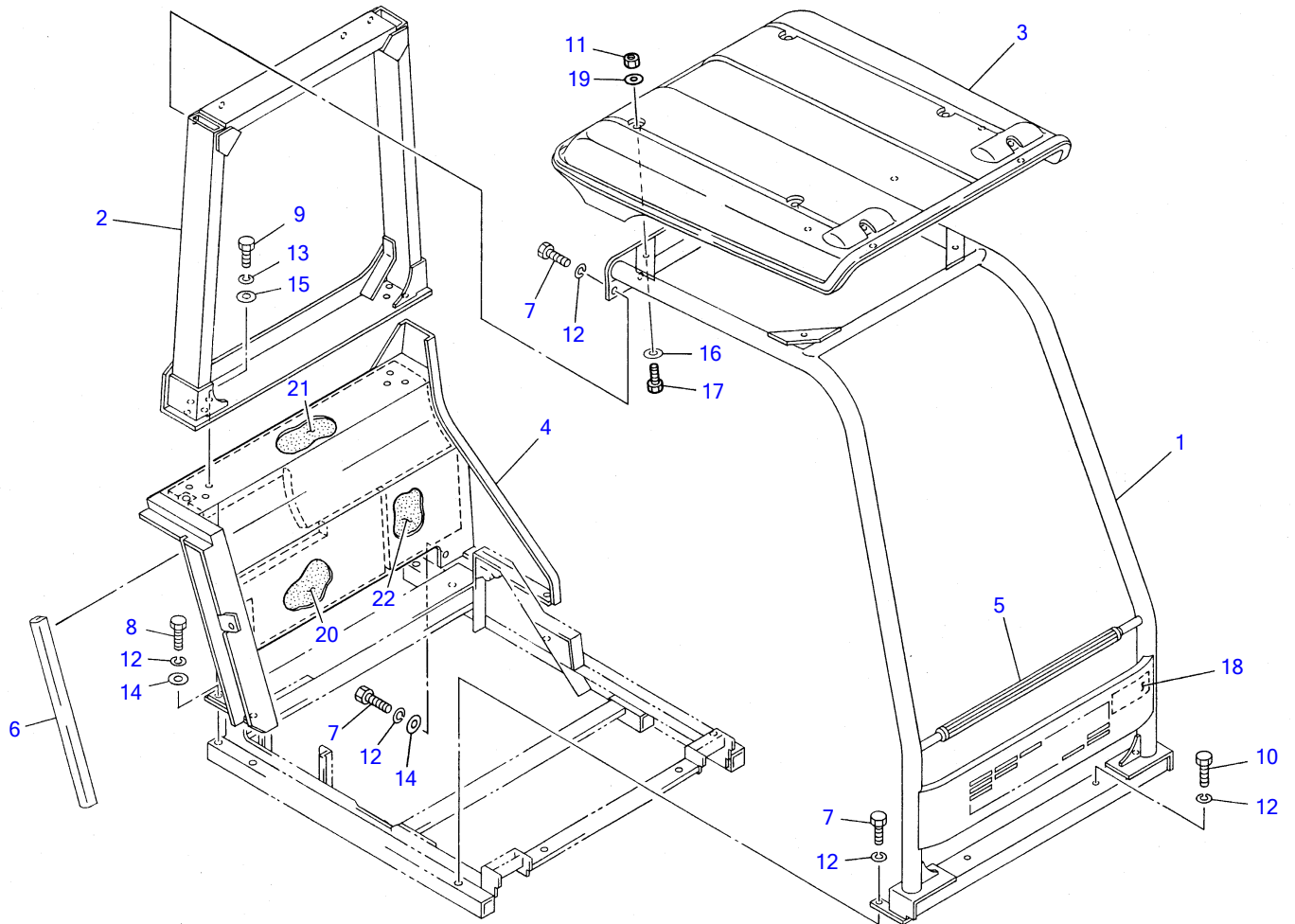
CAB 4 (ROPS & FOPS)

Item	Part number	Description	Q'ty	Chan.	Serial No.	Serv.	Remarks
1	0398615000	DOOR ASSY	1				
2	0398615100	• DOOR	1				
3	0398615200	• GLASS	1				
4	0398603400	• GROMMET	1				
5	0398610200	• COVER	1				
6	0398610300	• HANDLE	1				
7	0398610400	• ROD	1				
8	0398610500	• ROD	1				
9	0068620400	• LOCK ASSY	1				
10	0398610600	• CONTROL	1				
11	0398610700	• HANDLE	1				
12	0068621500	• SNAP	2				
13	0468603300	• WASHER	1				
14	0398610900	• SNAP	2				
15	1654231375	• H-RUBBER	1				sold by the meter
16	1654605060	• SEAL	1				sold by the meter
17	0398615300	• PLATE	1				
18	X *****	• RUBBER	1				
19	X *****	• CATCH	1				
20	X *****	• WASHER	1				
21	1120590612	• SCREW	4				
22	1140090006	• WASHER	6				
23	1120790516	• SCREW	1				
24	1130040006	• NUT	2				
25	1120590512	• SCREW	4				
26	1120590410	• SCREW	4				
27	1140090005	• WASHER, spring	4				
28	1141190005	• WASHER	4				
29	1140020008	• WASHER, spring	1				
30	1130040008	• NUT	1				
31	0398605300	RUBBER	1				
32	0398605400	PLATE	1				
33	0468605400	PLATE	4				
34	1654231307	H-RUBBER	1				sold by the meter
35	1300200608	BEARING	4				
36	1224000006	E-RING	4				
37	1120590414	SCREW	8				
38	1140090004	WASHER, spring	8				
39	1653613241	LATCH (L.H.)	1				
40	1653613240	LATCH (R.H.)	1				
41	1110040512	SCREW, cap	12				
42	1653611527	KEY ASSY	1				
43	1700100019	KEY	1				
44	0398618100	SASH, front	1				
45	0398616200	GLASS	1				
46	0398612500	GRIP	2				
47	0468605031	SHIM	AR				t=1.6mm
	0468605032	SHIM	AR				t=1.2mm
	0468605033	SHIM	AR				t=0.7mm
		NOTE					
		SASH ASSY, front(with wiper motor)					
	0398618000	SASH ASSY, front	1				
	K236f2L						



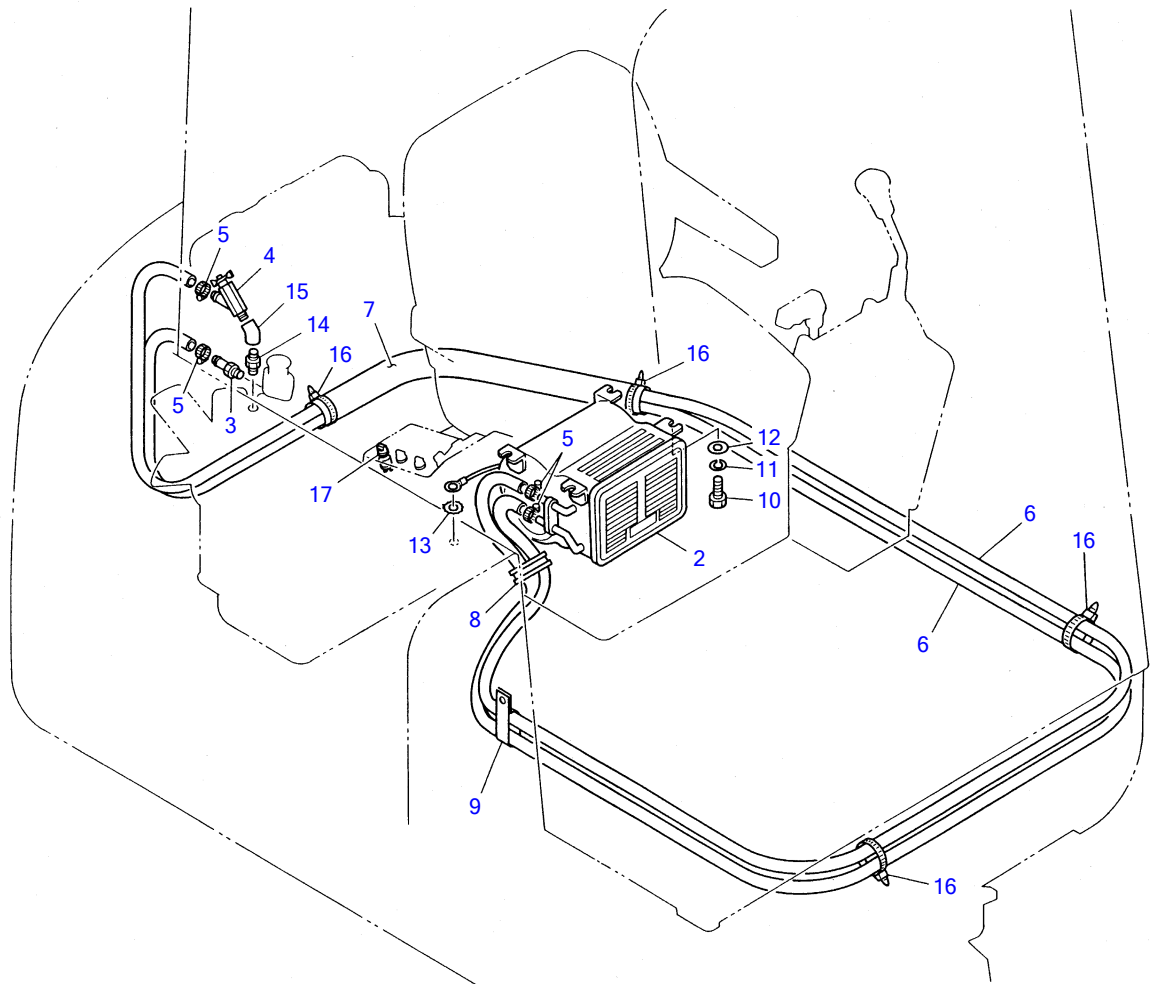
F3-37a-3-D

CANOPY (for Japan)							
Item	Part number	Description	Q'ty	Chan.	Serial No.	Serv.	Remarks
1	0358402100	POLE (R.H.)	1				
2	0358402200	POLE (L.H.)	1				
3	0358400300	ROOF	1		1355001~1355412		
	0368416300	ROOF	1	(H)	1355413~		
4	0358403300	FRAM	1				
5	0368416100	COVER	1				
	0368417200	COVER	1				southeast Asia
6	0368416200	GUARD	1		1355001~1356450		
	0368416500	GUARD	1	(H)	1356451~		
7	0358403200	WASHER	6		old type		
	1141550012	WASHER	6		new type		
8	0358403000	GRIP	1		1355001~1356450		
9	1654520060	TRIM	1				sold by the meter
10	1100041025	BOLT	4				
11	1100041030	BOLT	11				
12	1101041230	BOLT	12				
13	1140020010	WASHER, spring	9				
14	1140020012	WASHER, spring	12				
15	1130040010	NUT	4				
16	1141110010	WASHER	4				
17	1141550010	WASHER	5				
18	0003600020	WASHER	4				
19	0368416400	SEAL	2		1355557~		
20	0358402900	ABSORBENT	1				
21	0358403100	ABSORBENT	1				
22	0358403400	ABSORBENT	1				
	G337a0L						



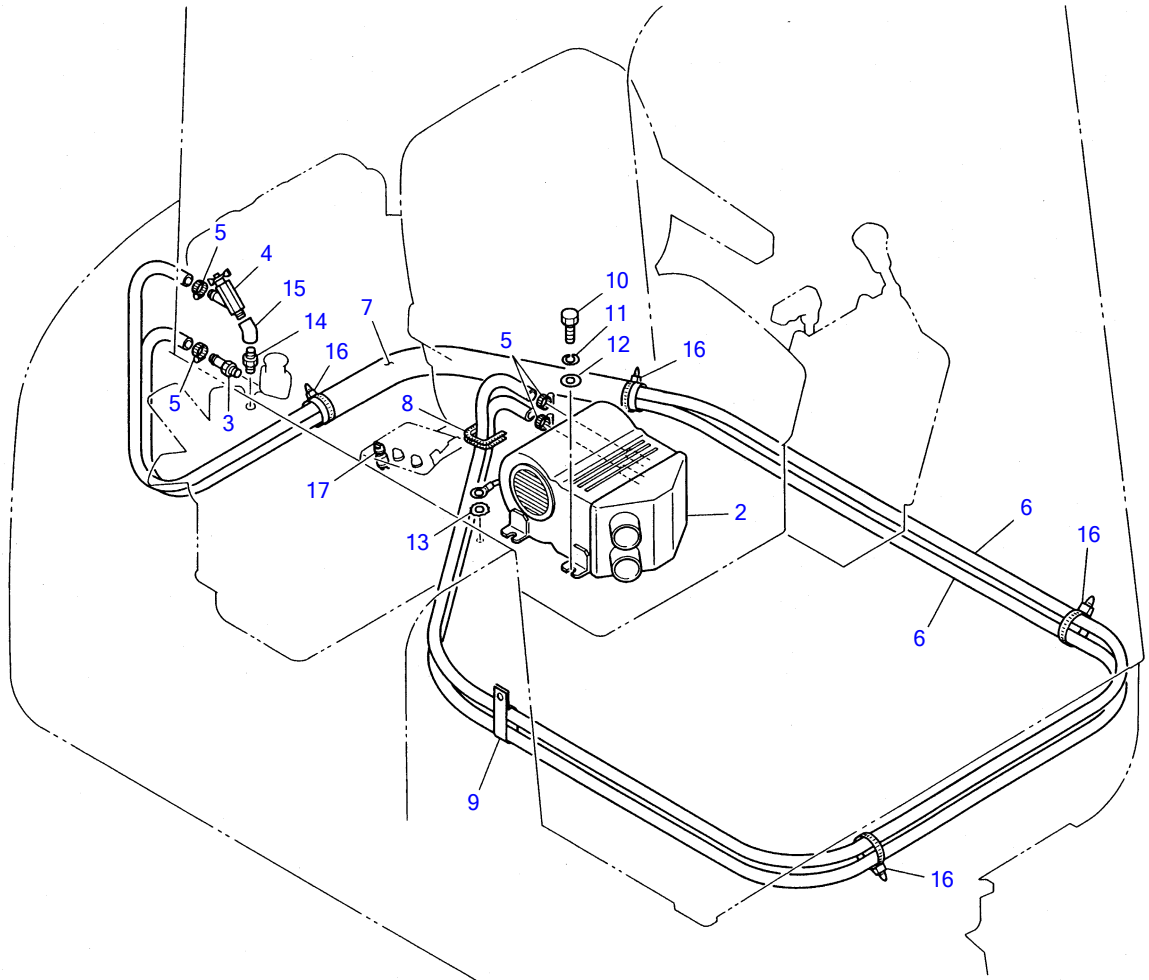
E3-37b-2-D

CANOPY (4 poles)						
Item	Part number	Description	Q'ty	Chan.	Serial No.	Serv. Remarks
1	0358408100	POLE, front	1			
2	0358408200	POLE, rear	1			
3	0358400300	ROOF	1		1355001~1355412	
	0368416300	ROOF	1	(H)	1355413~	
4	0368416100	COVER	1			
	0368417200	COVER	1			southeast Asia
5	0358403000	GRIP	1			
6	1654520060	TRIM	1			sold by the meter
7	1100041025	BOLT	10			
8	1100041030	BOLT	5			
9	1100041230	BOLT	6			
10	1100041055	BOLT	2			
11	1130040010	NUT	4			
12	1140020010	WASHER, spring	17			
13	1140020012	WASHER, spring	6			
14	1141550010	WASHER	9			
15	1141550012	WASHER	6			
16	1141110010	WASHER	4			
17	1100041035	BOLT	4			
18	0358403500	STICKER	1			
19	0003600020	WASHER	4			
20	0358402900	ABSORBENT	1			
21	0358403100	ABSORBENT	1			
22	0358403400	ABSORBENT	1			
	G337b0L					



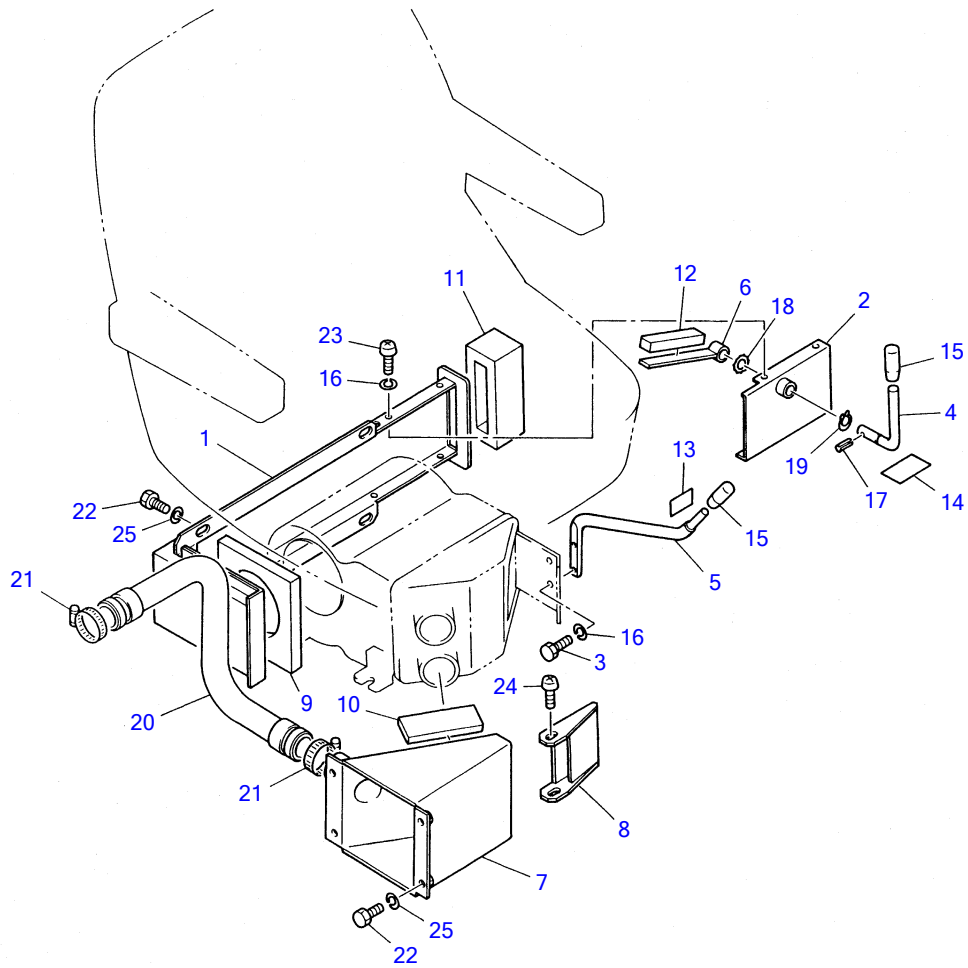
F3-38b-1-D

HEATER (for Japan)						
Item	Part number	Description	Q'ty	Chan.	Serial No.	Serv. Remarks
1	0364590000	HEATER ASSY	1			
2	1911508040	• HEATER	1			
3	1911502200	• ADAPTOR	1			
4	1911502300	• VALVE	1			
5	1911500500	• CLAMP	4			
6	1911541800	• HOSE	2			sold by the meter
7	1531345110	• PROTECTOR	1			sold by the meter
8	0097210300	• GUARD	1			
9	0007300019	CLAMP	1			
10	1100040816	BOLT	4			
11	1140020008	WASHER, spring	4			
12	0003608252	WASHER	4			
13	1140330008	WASHER	1			
14	1508510003	ADAPTOR	1			
15	1508110003	ELBOW	1			
16	1652231250	BAND	4			
17	1911503400	SWITCH	1			
	F338b1L					



F3-38a-1-D

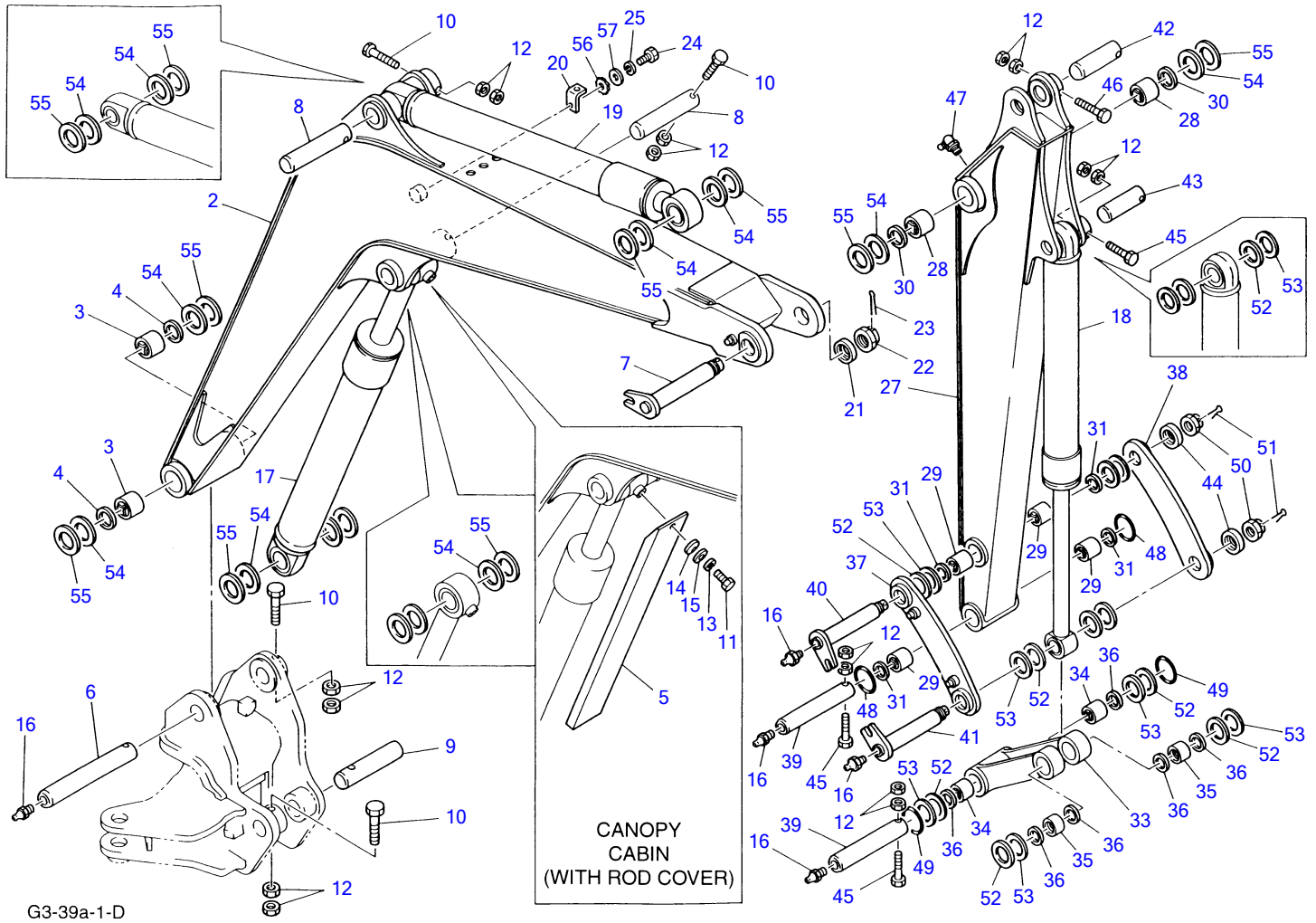
HEATER						
Item	Part number	Description	Q'ty	Chan.	Serial No.	Serv. Remarks
1	0364590010	HEATER ASSY	1		old type	
	0364590020	HEATER ASSY	1	(H)	new type	
2	1911503500	• HEATER	1		old type	
	1911503600	• HEATER	1	(H)	new type	
3	1911502200	• ADAPTOR	1			
4	1911502300	• VALVE	1			
5	1911500500	• CLAMP	4			
6	1911541800	• HOSE	2			sold by the meter
7	1531345110	• PROTECTOR	1			sold by the meter
8	1653917125	TRIM	1			sold by the meter
9	0007300019	CLAMP	1			
10	1100040816	BOLT	4			
11	1140020008	WASHER, spring	4			
12	0003608252	WASHER	4			
13	1140330008	WASHER	1			
14	1508510003	ADAPTOR	1			
15	1508110003	ELBOW	1			
16	1652231250	BAND	4			
17	1911503400	SWITCH	1			
	F338a1L					



K2-38c-0-D

DEFROSTER

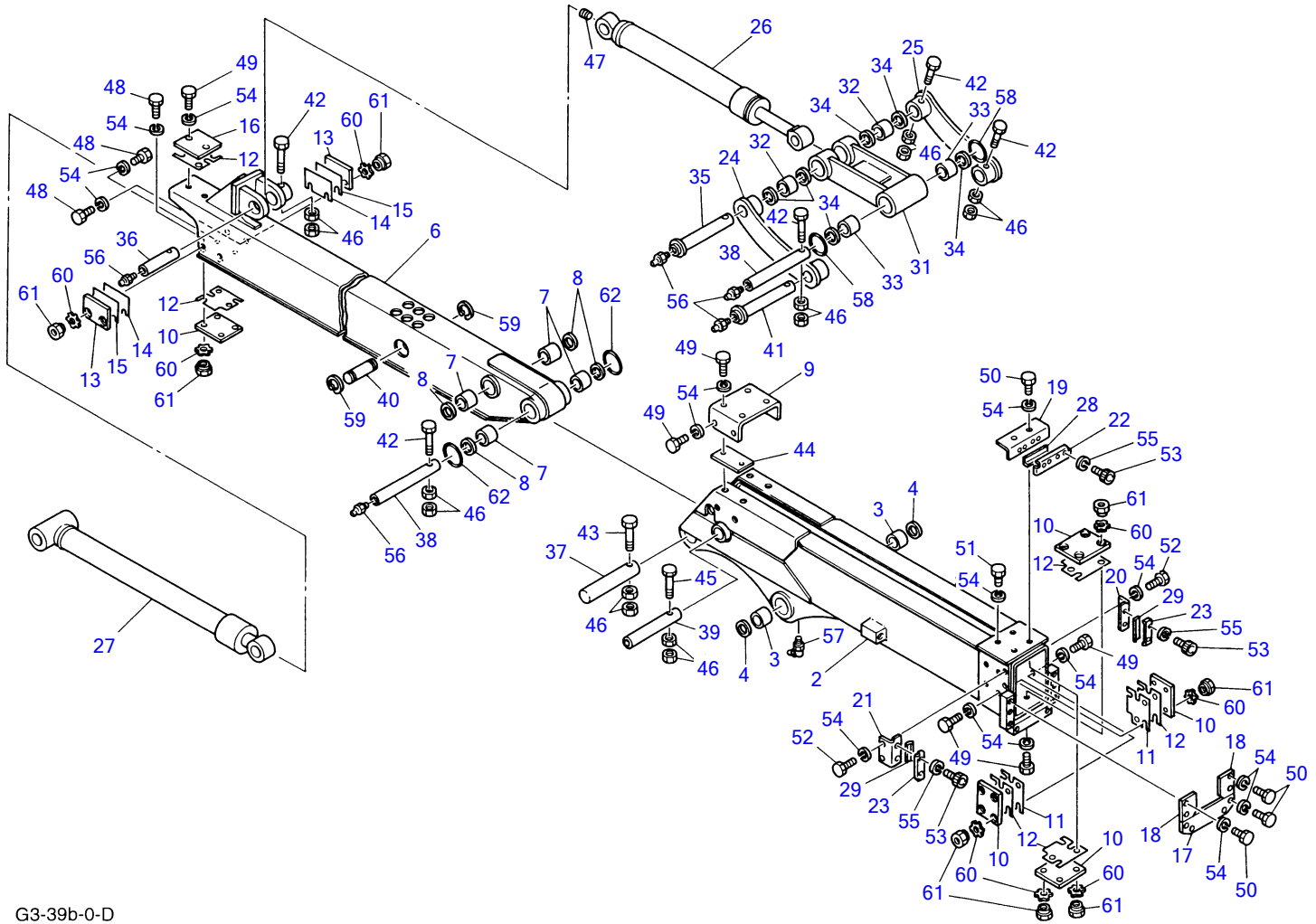
Item	Part number	Description	Q'ty	Chan.	Serial No.	Serv.	Remarks
1	0394507100	DUCT	1				
2	0394504200	COVER, duct	1				
3	1100040512	BOLT	2				
4	0394504400	LEVER	1				
5	0394507200	LEVER	1				
6	0394504600	LEVER	1				
7	0394503200	DUCT	1				
8	0394503300	DEFROSTER	1				
9	0394501600	PACKING	1				
10	0394501700	PACKING	1				
11	0394504700	PACKING	1				
12	0394504800	ABSORBENT	1				
13	0394504900	STICKER	1				
14	0189311800	STICKER	1				
15	1650132050	GRIP	2				
16	1140020005	WASHER, spring	6				
17	1213000320	PIN, spring	1				
18	1225000010	WASHER	1				
19	1220010010	RING, snap	1				
20	1567363865	HOSE	1				
21	1533700051	BAND	2				
22	1100040816	BOLT	8				
23	1120530510	SCREW	4				
24	1122500510	SCREW	2				
25	1140020008	WASHER, spring	8				
	K238c3L						



Item	Part number	Description	HOE		Serial No.	Serv.	Remarks
			Q'ty	Chan.			
1	0376002100	BOOM ASSY	1	(L)	1355001~1355358		
	0376002600	BOOM ASSY	1	(H)	1355359~		
2	X 0376002200	• BOOM	1	(L)	1355001~1355358		
	X 0376002700	• BOOM	1	(H)	1355359~		
3	0002400022	• BUSHING	2				
4	1432200045	SEAL, dust	2				
5	0456000300	COVER	1				canopy
6	0011574004	PIN	1				
7	0011904003	PIN	1				
8	0011504180	PIN	2				
9	0011514001	PIN	1				
10	1103041085	BOLT	4				
11	1100040816	BOLT	1				canopy
12	1130240010	NUT	16				
13	1140020008	WASHER, spring	1				canopy
14	1225121016	SPRING, conical	1				canopy
15	0003608003	WASHER	1				canopy
16	1560001000	NIPPLE, grease	5				
17	1900054800	CYLINDER, boom	1				cab
	1900054700	CYLINDER, boom	1				canopy
	1900070100	CYLINDER, boom	1				cab, with cover
18	1900056300	CYLINDER, bucket	1				
19	1900056200	CYLINDER, arm	1				
20	0366012600	ANGLE	1		1355001~1355622		
21	0003900020	WASHER	1				
22	1132630030	NUT	1				
23	1210010655	PIN, split	1				
24	1100041025	BOLT	1		1355001~1355622		
25	1140020010	WASHER, spring	1		1355001~1355622		
26	0376100100	ARM ASSY	1				
	0376102100	LONG ARM ASSY	1				
27	X 0376100200	• ARM	1				1200mm long
	X 0376102200	• LONG ARM	1				1600mm long
28	0002400022	• BUSHING	2				
29	0002400019	• BUSHING	4				
30	1432200045	SEAL, dust	2				
31	1432200040	SEAL, dust	4				
32	0456100300	ARM ASSY, link	1				
33	X 0456100400	• ARM, link	1				
34	0002400019	• BUSHING	2				
35	0002100008	• BUSHING	2				
36	1432200040	SEAL, dust	6				
37	0376100300	PLATE	1				
38	0456100500	PLATE	1				
39	0011573007	PIN	2				
40	0011903005	PIN	1				
41	0011903006	PIN	1				
42	0011504120	PIN	1				
43	0011503110	PIN	1				
44	0003900013	WASHER	2				
45	1103041080	BOLT	3				
46	1103041085	BOLT	1				
47	1560001675	NIPPLE, grease	1				
48	1432900046	O-RING	2				
49	1432900003	O-RING	2				
50	1132630030	NUT	2				
51	1210010655	PIN, split	2				
52	0003600059	SHIM	AR				t=0.5mm
53	0003600058	SHIM	AR				t=0.2mm
54	0003600054	SHIM	AR				t=0.5mm
55	0003600053	SHIM	AR				t=0.2mm
56	1140330012	WASHER	1		1355001~1355622		
57	1141110012	WASHER	1		1355001~1355622		

G339a4L

TB035 Book No.PG3-102Z5 S/N 1355001-1358193
TELESCOPIC ARM

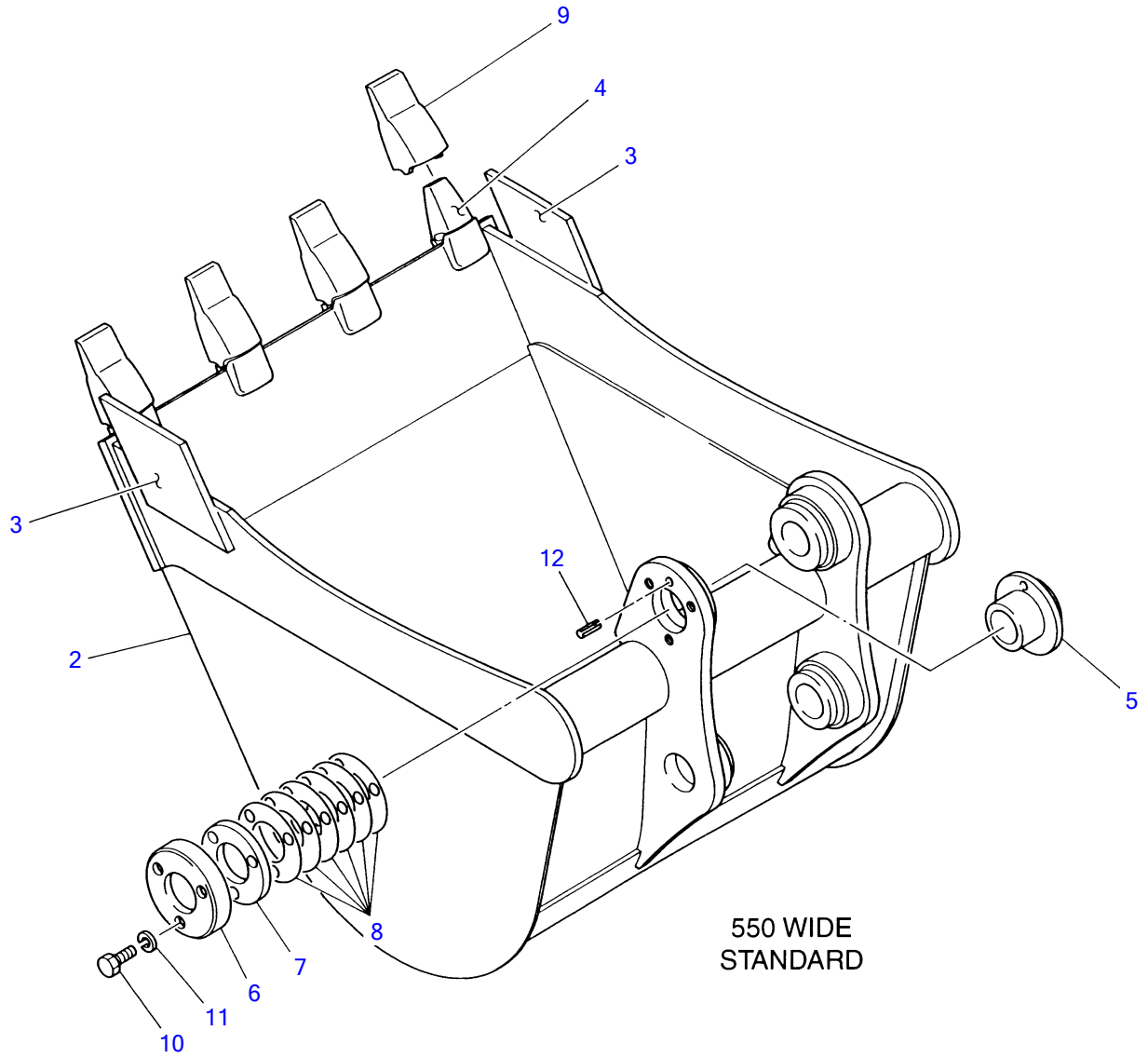


G3-39b-0-D

TELESCOPIC ARM

Item	Part number	Description	Q'ty	Chan.	Serial No.	Serv.	Remarks
1	0376106100	ARM ASSY, out side	1				
2	X *****	• ARM, out side	1				
3	0002400022	• BUSHING	2				
4	1432200045	SEAL, dust	2				
5	0376106300	ARM ASSY, inside	1				
6	X *****	ARM, inside	1				
7	0002400019	• BUSHING	4				
8	1432200040	SEAL, dust	4				
9	0446104500	PLATE	1				
10	0436103600	SLIDE	5		old type		
	0356104500	SLIDE	5	(H)	new type		
11	0436103701	SHIM	AR				t=0.5mm
12	0436103702	SHIM	AR				t=1.0mm
13	0436103900	SLIDE	2		old type		
	0356104600	SLIDE	2	(H)	new type		
14	0436104001	SHIM	AR				t=0.5mm
15	0436104002	SHIM	AR				t=1.0mm
16	0436104200	SLIDE	1		old type		
	0356104700	SLIDE	1	(H)	new type		
17	0436104500	PLATE	1				
18	0456104500	PLATE	2				
19	0446104800	PLATE	1				
20	0436104800	PLATE	1				
21	0436104900	PLATE	1				
22	0446105600	PLATE	1				
23	0436105100	PLATE	2				
24	0456104600	PLATE (R.H.)	1				
25	0456104700	PLATE (L.H.)	1				
26	1900056300	CYLINDER, bucket	1				
27	1900062000	CYLINDER, telescopic	1				
28	0446104900	WIPER	1				
29	0436105700	WIPER	2				
30	0456100300	ARM ASSY, link	1				
31	X *****	• LINK, bucket	1				
32	0002400019	• BUSHING	2				
33	0002100008	• BUSHING	2				
34	1432200040	SEAL, dust	6				
35	0011023003	PIN	1				
36	0011573005	PIN	1				
37	0011504130	PIN	1				
38	0011573007	PIN	2				
39	0011502195	PIN	1				
40	0014235068	PIN	1				
41	0011043001	PIN	1				
42	1103041080	BOLT	5				
43	1103041085	BOLT	1				
44	0436104101	SHIM	AR				
45	1103041075	BOLT	1				
46	1130240010	NUT	14				
47	1501810001	PLUG	1				
48	1100041016	BOLT	8				
49	1100041025	BOLT	20				
50	1100041035	BOLT	10				
51	1100041030	BOLT	4				
52	1100041020	BOLT	4				
53	1110040512	SCREW, cap	8				
54	1140020010	WASHER, spring	46				
55	1140020005	WASHER, spring	8				
56	1560001000	NIPPLE, grease	5				
57	1560001675	NIPPLE, grease	1				
58	1432900003	O-RING	2				
59	1220000035	E-RING	2				
60	1140330016	WASHER	24		old type		
61	0436105800	NUT	24		old type		
62	1432900046	O-RING	2				

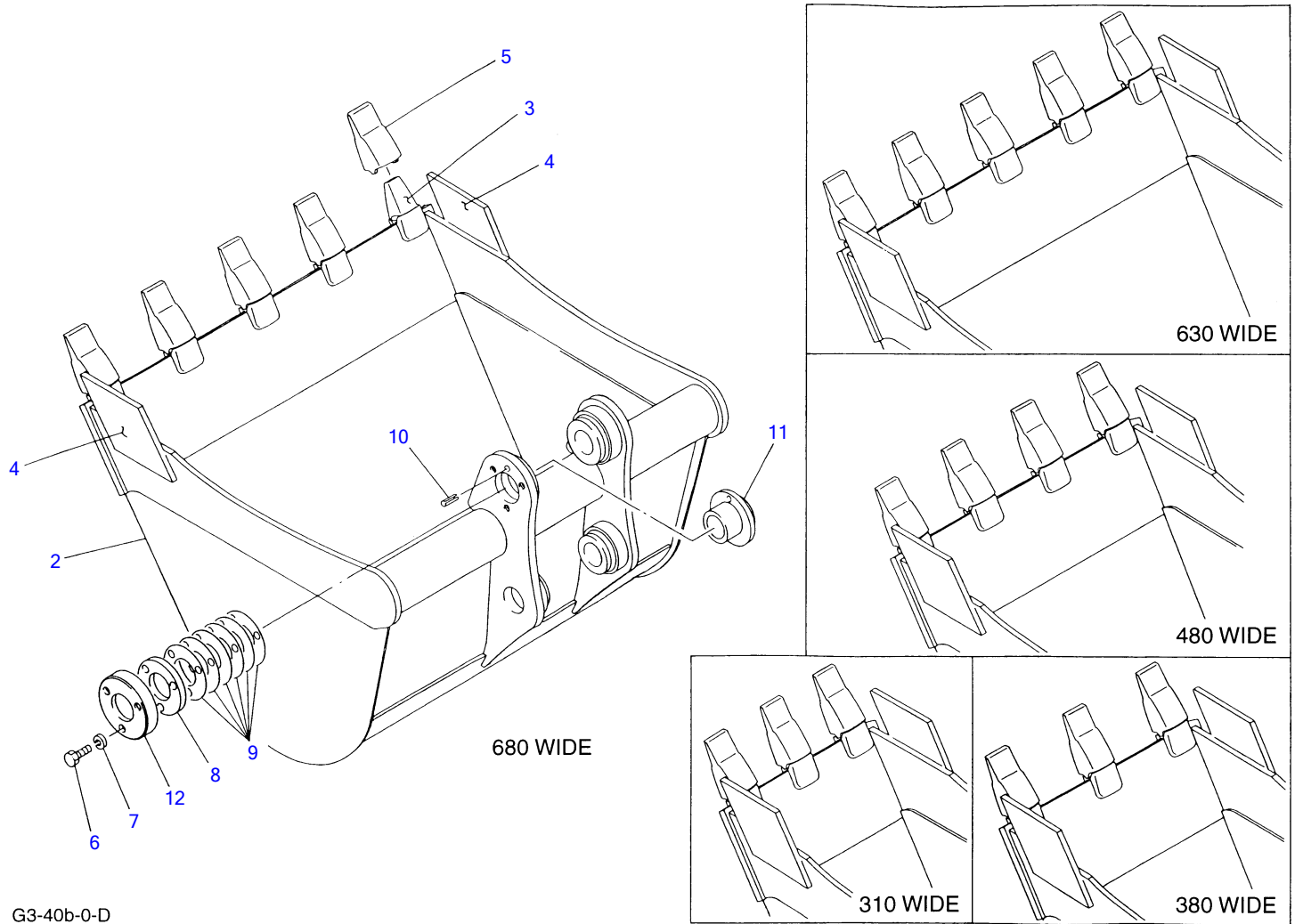
G339b3L



G3-40a-1-D

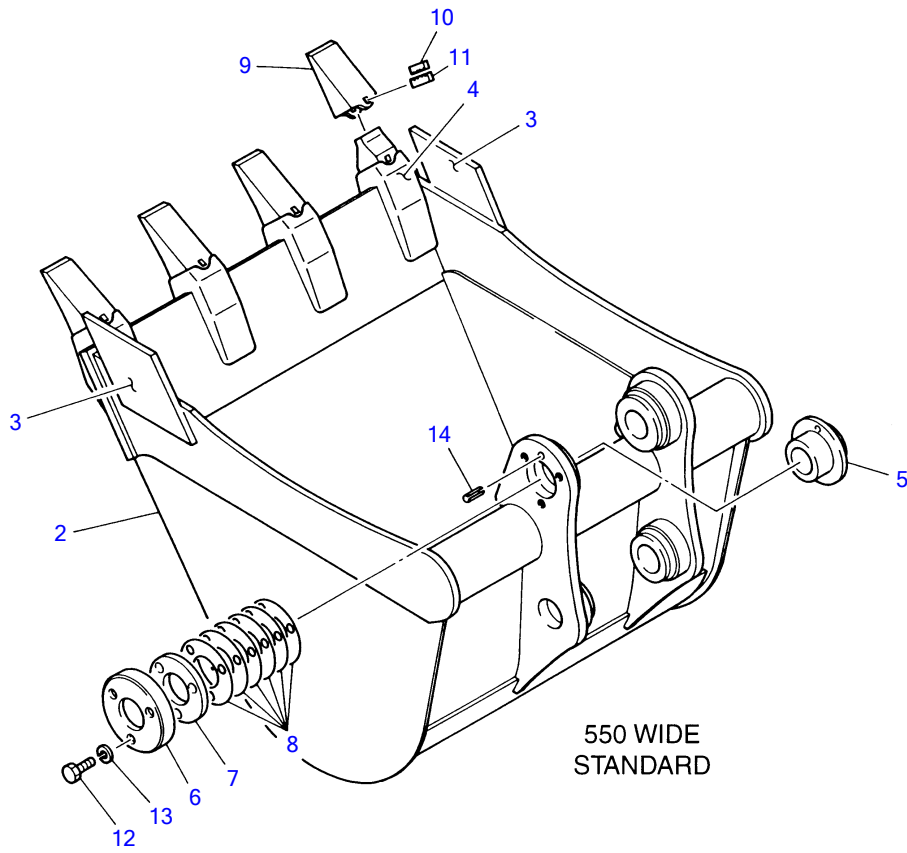
BUCKET 1 (1355001~1355376)

Item	Part number	Description	Q'ty	Chan.	Serial No.	Serv.	Remarks
1	0376201000	BUCKET ASSY	1				550wide
2	X 0376201100	▪ BUCKET	1				
3	0356200105	▪ ▪ CUTTER, side	2				
4	1914200801	▪ ▪ ADAPTOR, tooth	4		old type		
	1914201001	▪ ▪ ADAPTOR, tooth	4	(H)	new type		
5	0376201200	▪ BUSHING	1				
6	0356201300	▪ PLATE, end	1				
7	0376201300	▪ FRANGE	1				
8	0356201500	▪ SHIM	AR				t=0.5mm
9	1914200802	▪ POINT, tooth	4		old type		
	1914201002	▪ POINT, tooth	4	(H)	new type		
10	1100051025	▪ BOLT	3				
11	1140010010	▪ WASHER, spring	3				
12	1213000830	▪ PIN, spring	1				
	G340a2L						

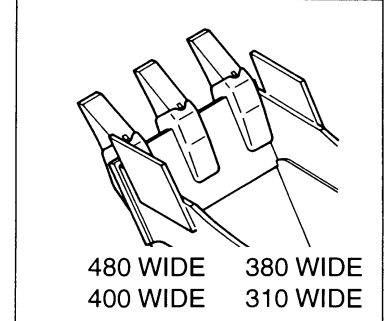
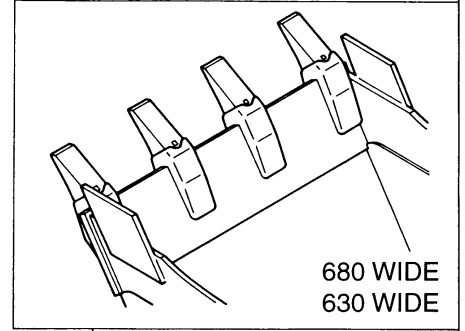
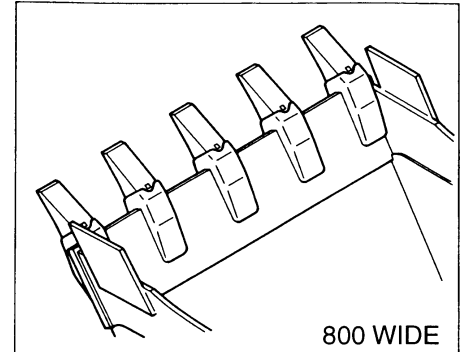


BUCKET 2 (1355001~1355376)

Item	Part number	Description	Q'ty	Chan.	Serial No.	Serv.	Remarks
1	0376202000	BUCKET ASSY	1				310wide
	0376203000	BUCKET ASSY	1				380wide
	0376204000	BUCKET ASSY	1				480wide
	0376205000	BUCKET ASSY	1				630wide
	0376206000	BUCKET ASSY	1				680wide
2	X 0376202100	• BUCKET	1				310W
	X 0376203100	• BUCKET	1				380W
	X 0376204100	• BUCKET	1				480W
	X 0376205100	• BUCKET	1				630W
	X 0376206100	• BUCKET	1				680W
3	1914200801	• • ADAPTOR, tooth	3			old type	310W, 380W
	1914201001	• • ADAPTOR, tooth	3	(H)		new type	480W
	1914200801	• • ADAPTOR, tooth	4			old type	630W. 680W
	1914201001	• • ADAPTOR, tooth	4	(H)		new type	310W, 380W
	1914200801	• • ADAPTOR, tooth	5			old type	480W
	1914201001	• • ADAPTOR, tooth	5	(H)		new type	630W. 680W
4	0356200105	• • CUTTER, side	2				
5	1914200802	• POINT	3			old type	310W, 380W
	1914201002	• POINT	3	(H)		new type	480W
	1914200802	• POINT	4			old type	630W. 680W
	1914201002	• POINT	4	(H)		new type	310W, 380W
	1914200802	• POINT	5			old type	480W
	1914201002	• POINT	5	(H)		new type	630W. 680W
6	1100051025	• BOLT	3				
7	1140010010	• WASHER, spring	3				
8	0376201300	• FRANGE	1				
9	0356201500	• SHIM	AR				
10	1213000830	• PIN, spring	1				
11	0376201200	• BUSHING	1				
12	0356201300	• PLATE	1				
	G340b2L						



550 WIDE
 STANDARD



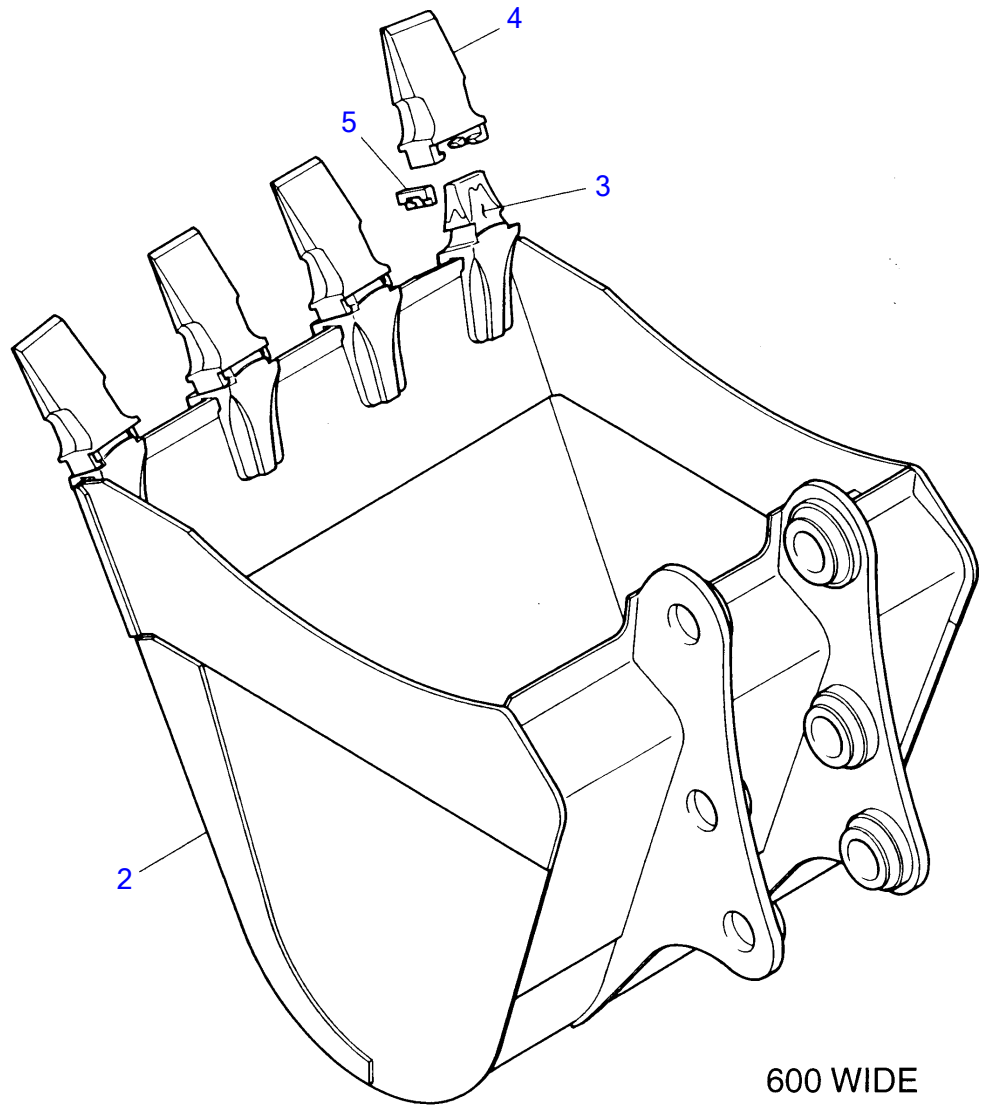
G3-40d-0-D

BUCKET (1355377~)

Item	Part number	Description	Q'ty	Chan.	Serial No.	Serv.	Remarks
1	0376207000	BUCKET ASSY	1				550wide
	0376208000	BUCKET ASSY	1				310wide
	0376209000	BUCKET ASSY	1				380wide
	0376210000	BUCKET ASSY	1				480wide
	0376211000	BUCKET ASSY	1				630wide
	0376212000	BUCKET ASSY	1				680wide
	0376213000	BUCKET ASSY	1				400wide
	0376214000	BUCKET ASSY	1				800wide
2	X 0376207100	• BUCKET	1				550W
	X 0376208100	• BUCKET	1				310W
	X 0376209100	• BUCKET	1				380W
	X 0376210100	• BUCKET	1				480W
	X 0376211100	• BUCKET	1				630W
	X 0376212100	• BUCKET	1				680W
	X 0376213100	• BUCKET	1				400W
	X 0376214100	• BUCKET	1				800W
3	0356200105	• • CUTTER, side	2				
4	1914200381	• • ADAPTOR, tooth	3				310W, 380W, 400W, 480W
	1914200381	• • ADAPTOR, tooth	4				550W, 630W, 680W
	1914200381	• • ADAPTOR, tooth	5				800W
5	0376201200	• BUSHING	1				
6	0356201300	• PLATE, end	1				
7	0376201300	• FRANGE	1				
8	0356201500	• SHIM	6				
9	1914200182	• POINT, tooth	3				310W, 380W, 400W, 480W
	1914200182	• POINT, tooth	4				550W, 630W, 680W
	1914200182	• POINT, tooth	5				800W
10	1914200183	• LOCK, pin	3				310W, 380W, 400W, 480W
	1914200183	• LOCK, pin	4				550W, 630W, 680W
	1914200183	• LOCK, pin	5				800W
11	1914200184	• PIN	3				310W, 380W, 400W, 480W
	1914200184	• PIN	4				550W, 630W, 680W
	1914200184	• PIN	5				800W
12	1100051025	• BOLT	3				
13	1140010010	• WASHER, spring	3				
14	1213000830	• PIN, spring	1				

NOTE
 Bucket of 800mm width is an
 exchange with the swing
 stopper and the set.

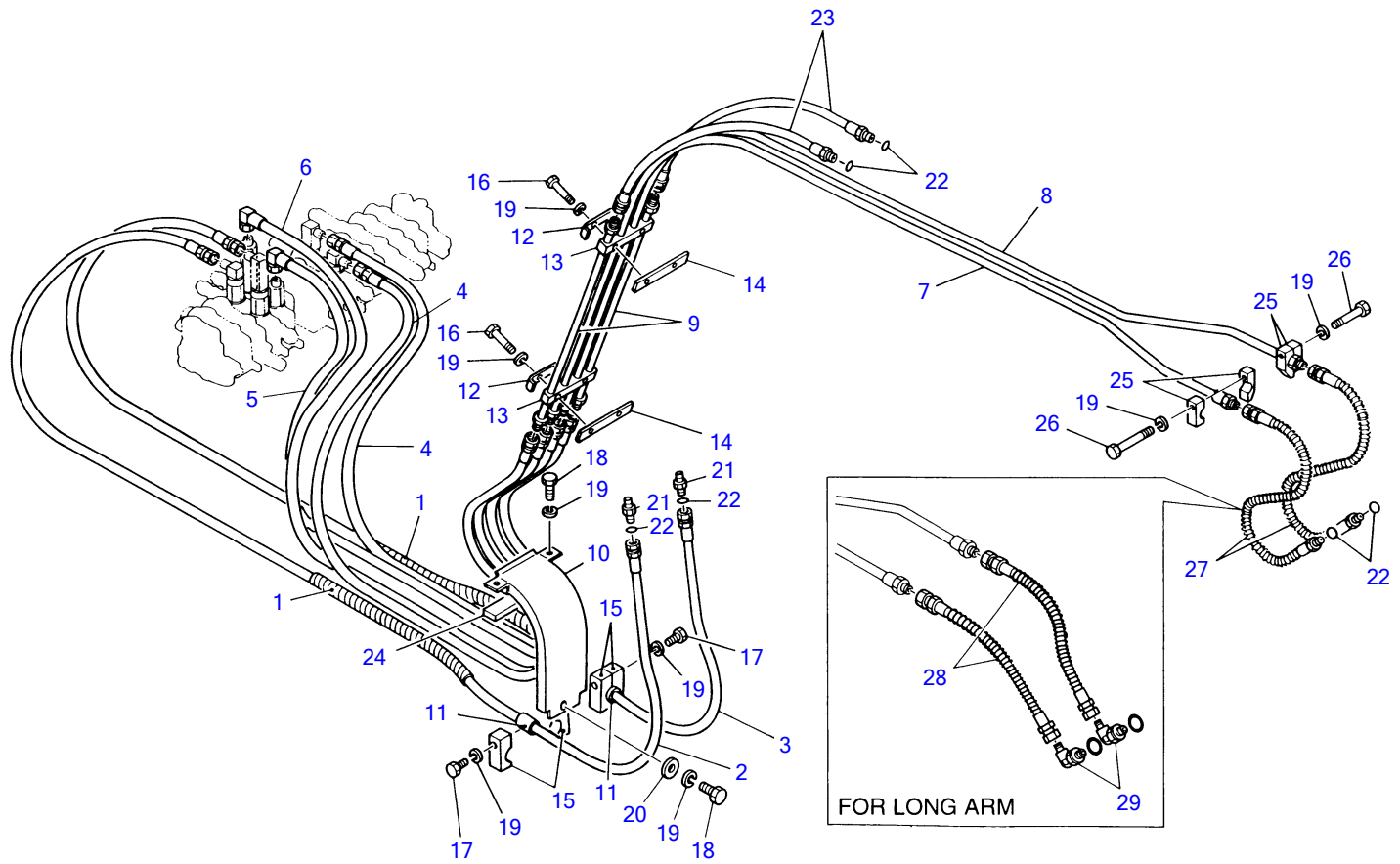
G340d1L



G3-40e-1-D

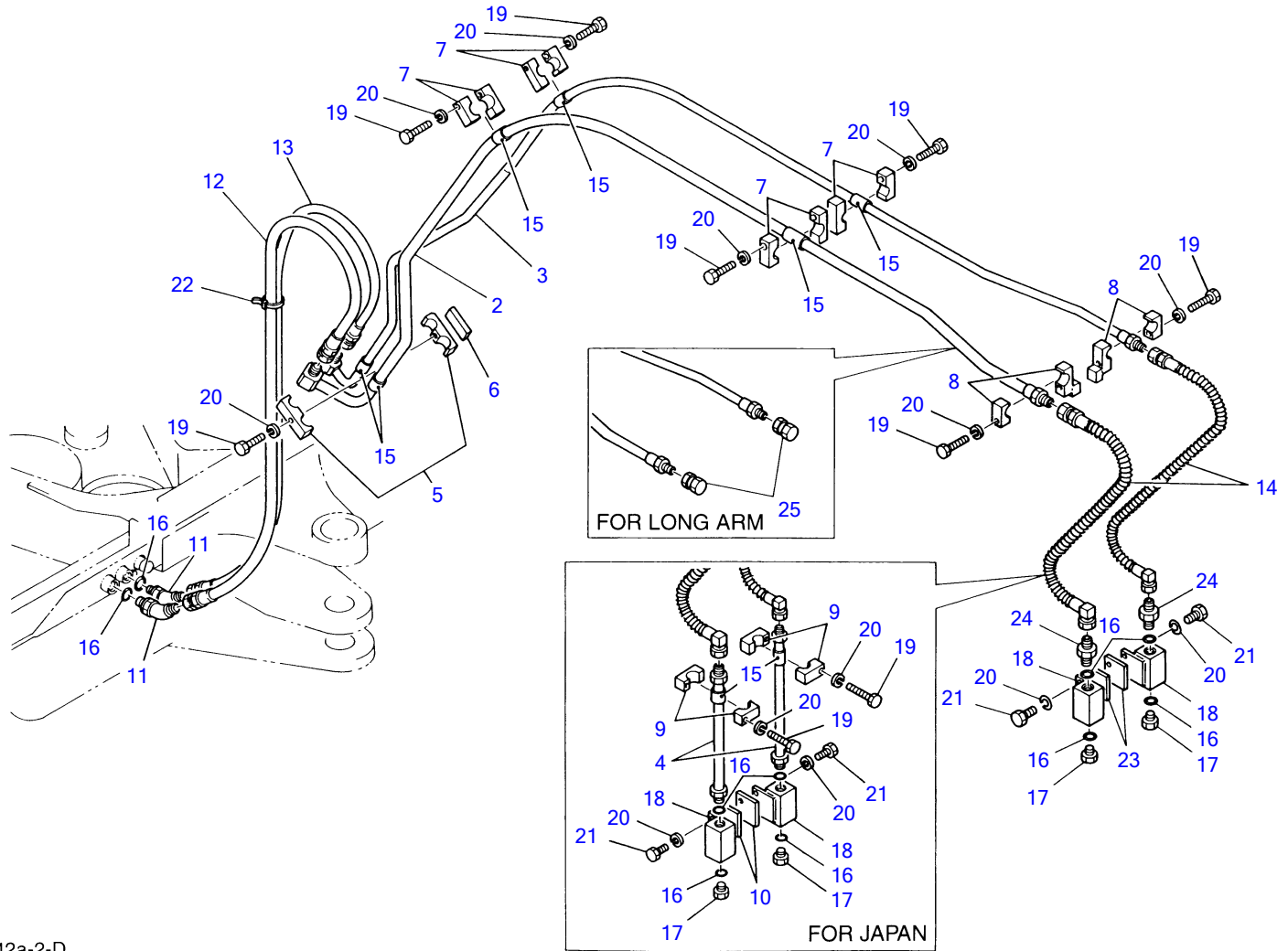
BUCKET (for U.S.A.)

Item	Part number	Description	Q'ty	Chan.	Serial No.	Serv.	Remarks
1	0376216000	BUCKET ASSY	1				600wide
2	X 0376216100	▪ BUCKET	1				
3	1914201302	▪ ▪ ADAPTOR, tooth	4				
4	1914201301	▪ POINT, tooth	4				
5	1914201203	▪ PIN, lock	4				
	G340e0L						



G3-41a-1-D

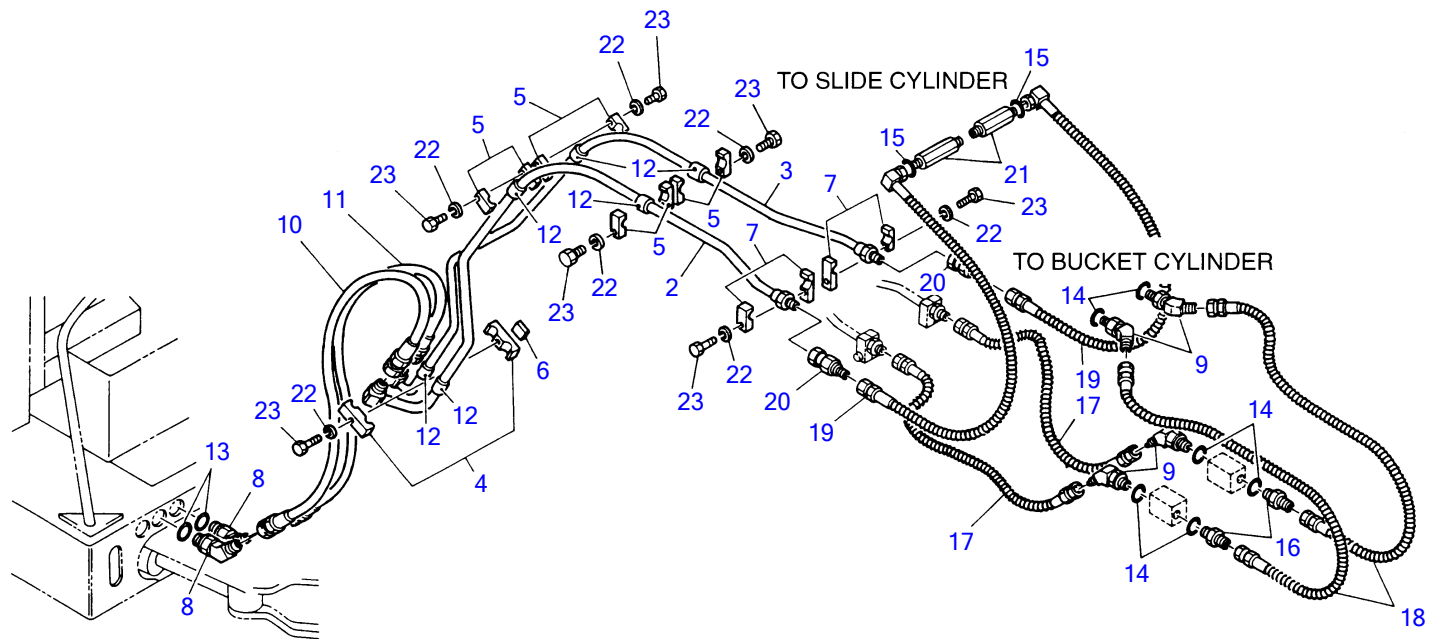
Item	Part number	Description	PIPING; HOE 1			Remarks
			Q'ty	Chan.	Serial No.	
1	1532218160	PROTECTOR	1			
2	0357002000	HOSE ASSY	1			
3	0357002100	HOSE ASSY	1			
4	1945209214	HOSE ASSY	2			
5	1945809202	HOSE ASSY	1			
6	1945809208	HOSE ASSY	1			
7	0376002300	PIPE (R.H.)	1			
8	0376002400	PIPE (L.H.)	1			
9	0376002500	PIPE	2			
10	0436007600	PLATE	1			
11	0436002300	PROTECTOR	2			
12	0147354400	CLAMP	2			
13	0147354500	CLAMP	2			
14	0436003300	PLATE	2			
15	0433190008	CLAMP ASSY	2			
15-1	X 0433102141	• CLAMP	1			
15-2	X 0433102142	• CLAMP	1			
16	1100040840	BOLT	4			
17	1100040830	BOLT	2			
18	1100040816	BOLT	3			
19	1140020008	WASHER, spring	11			
20	1141110008	WASHER	1			
21	1515600201	ADAPTOR	2			
22	1420010140	O-RING	6			
23	1935029075	HOSE ASSY	2			
24	0437301900	RUBBER	1			
25	0436090009	CLAMP ASSY	2			
25-1	X 0436002001	• CLAMP	1			
25-2	X 0436002002	• CLAMP	1			
26	1100040835	BOLT	2			
27	1935129075	HOSE ASSY	2			
28	1935309085	HOSE ASSY	2			for long arm
29	1515010041	ELBOW	2			for long arm
	G341a5L					



G3-42a-2-D

PIPING; HOE 2 (auxiliary line)

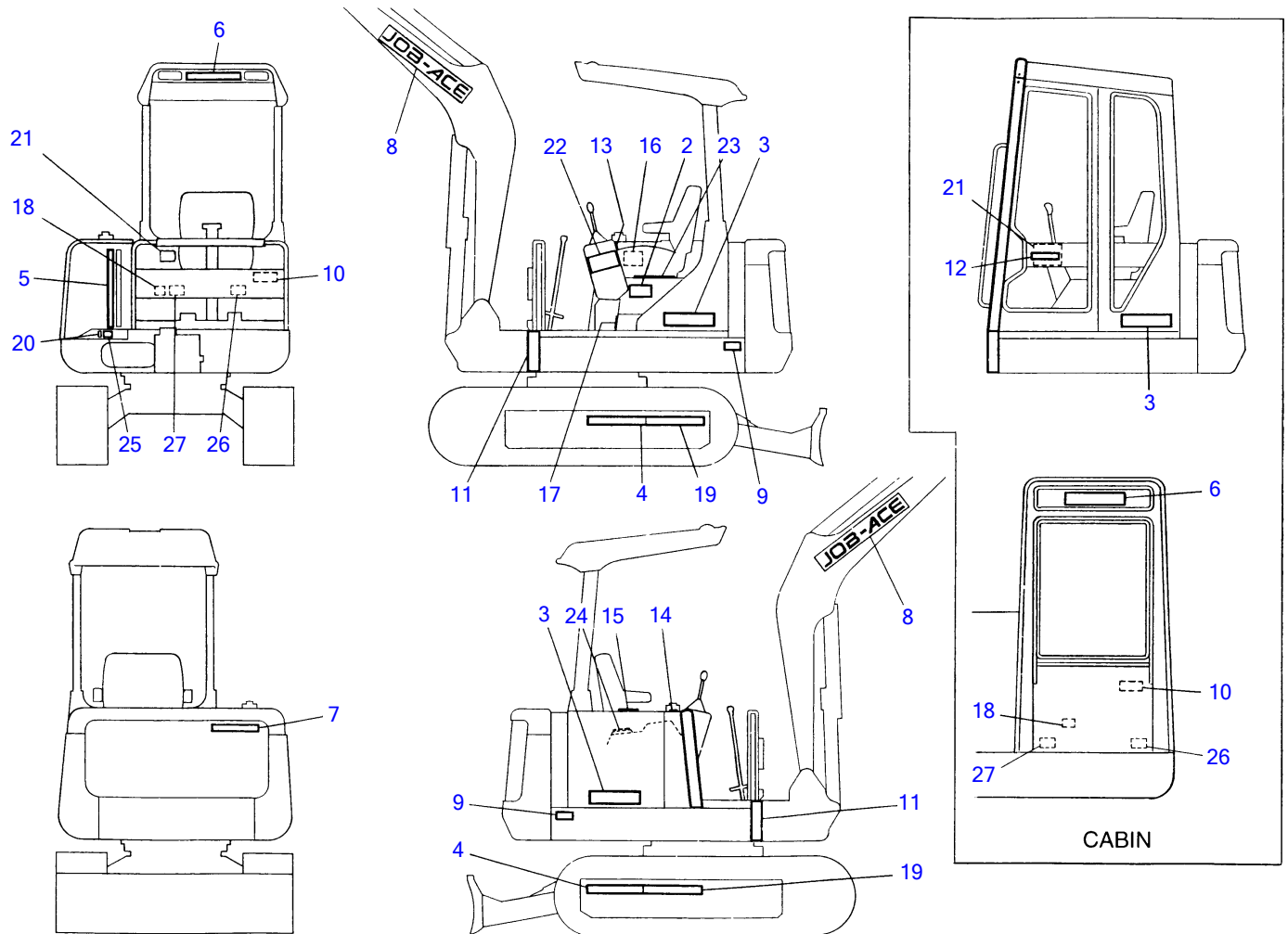
Item	Part number	Description	Q'ty	Chan.	Serial No.	Serv.	Remarks
1	0377390000	PIPING ASSY, aux. line	1				for Japan
	0377390010	PIPING ASSY, aux. line	1				
	0377390020	PIPING ASSY, aux. line	1				for long arm
2	0377301100	• PIPE	1				
3	0377301200	• PIPE	1				
4	0437310500	• PIPE	2				for Japan
5	0467390009	• CLAMP ASSY	1				
6	0447310700	• PLATE	1				
7	0447390019	• CLAMP ASSY	4				
8	0447390049	• CLAMP ASSY	2				
9	0447390079	• CLAMP ASSY	2				for Japan
10	0447311300	• PLATE	2				for Japan
11	1515100112	• ELBOW	2				
12	1935212150	• HOSE ASSY	1				
13	1935212143	• HOSE ASSY	1				
14	1935900002	• HOSE ASSY	2				
15	1531419003	• PROTECTOR	8				
16	1420010180	• O-RING	6				
17	1515600502	• PLUG	2				
18	1901719800	• VALVE ASSY, stop	2				
19	1100040835	• BOLT	9				
20	1140020008	• WASHER, spring	13				
21	1100040816	• BOLT	4				
22	1652201005	• BAND	1				
23	0347302100	• PLATE	2				
24	1515600202	• ADAPTOR	2				
25	1513900004	• SOCKET	2				for long arm
	G342a3L						



G3-42b-1-D

PIPING; HOE 3 (telescopic)

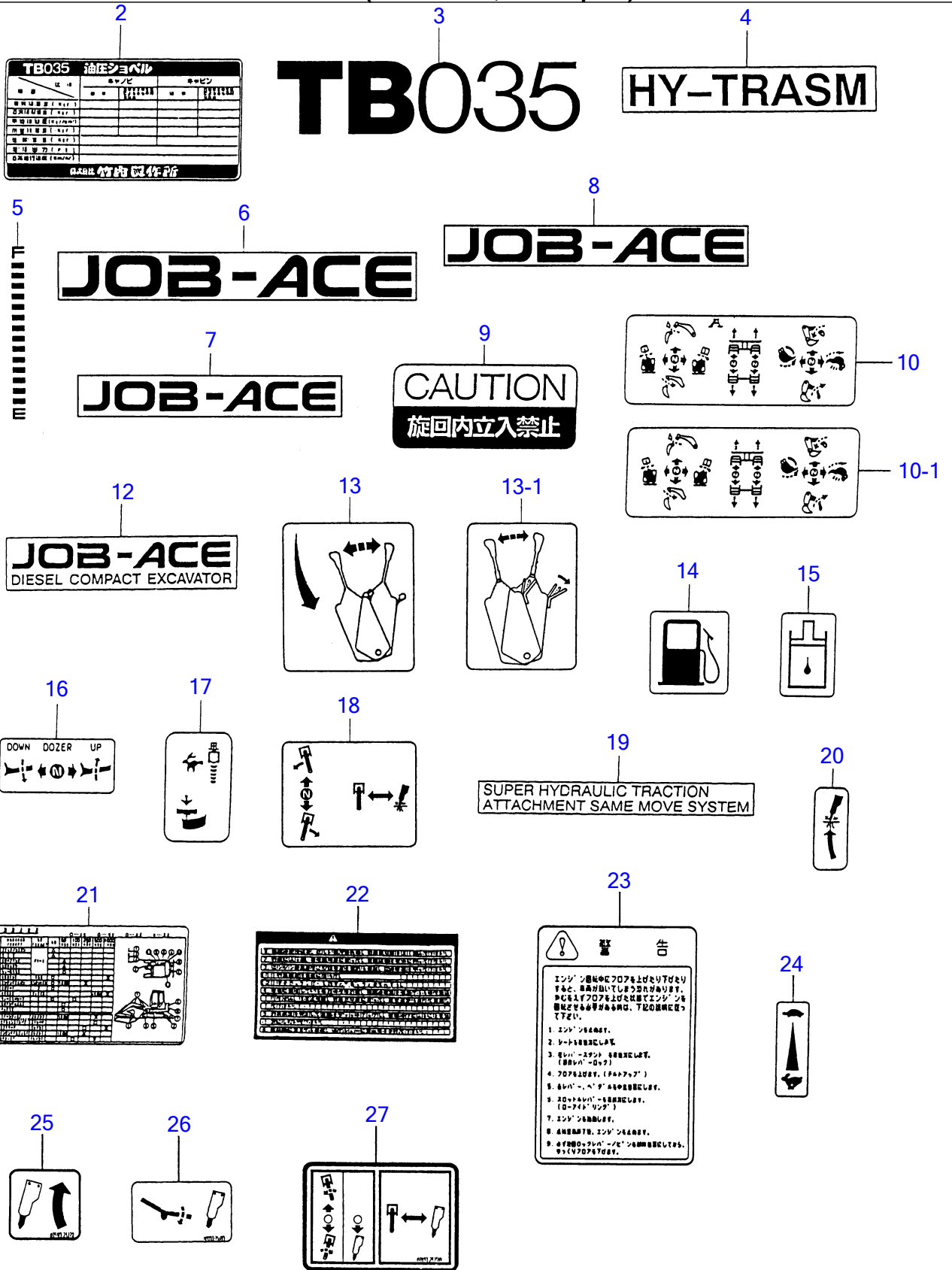
Item	Part number	Description	Q'ty	Chan.	Serial No.	Serv.	Remarks
1	0376190004	PIPING ASSY	1				
2	0377301100	• PIPE	1				
3	0377301200	• PIPE	1				
4	0467390009	• CLAMP ASSY	1				
5	0447390019	• CLAMP ASSY	4				
6	0447310700	• PLATE	1				
7	0447390049	• CLAMP ASSY	2				
8	1515100112	• ELBOW	2				
9	1515100111	• ELBOW	4				
10	1935212150	• HOSE ASSY	1				
11	1935212143	• HOSE ASSY	1				
12	1531419003	• PROTECTOR	6				
13	1420010180	• O-RING	2				
14	1420010140	• O-RING	6				
15	1420010110	• O-RING	2				
16	1515600201	• ADAPTOR	2				
17	1802120075	• HOSE ASSY	2				
18	1802120085	• HOSE ASSY	2				
19	1802101070	• HOSE ASSY	2				
20	0007236040	• ADAPTOR	2				
21	0007203026	• ADAPTOR	2				
22	1140020008	• WASHER, spring	7				
23	1100040835	• BOLT	7				
	G342b1L						



K2-43a-5-D

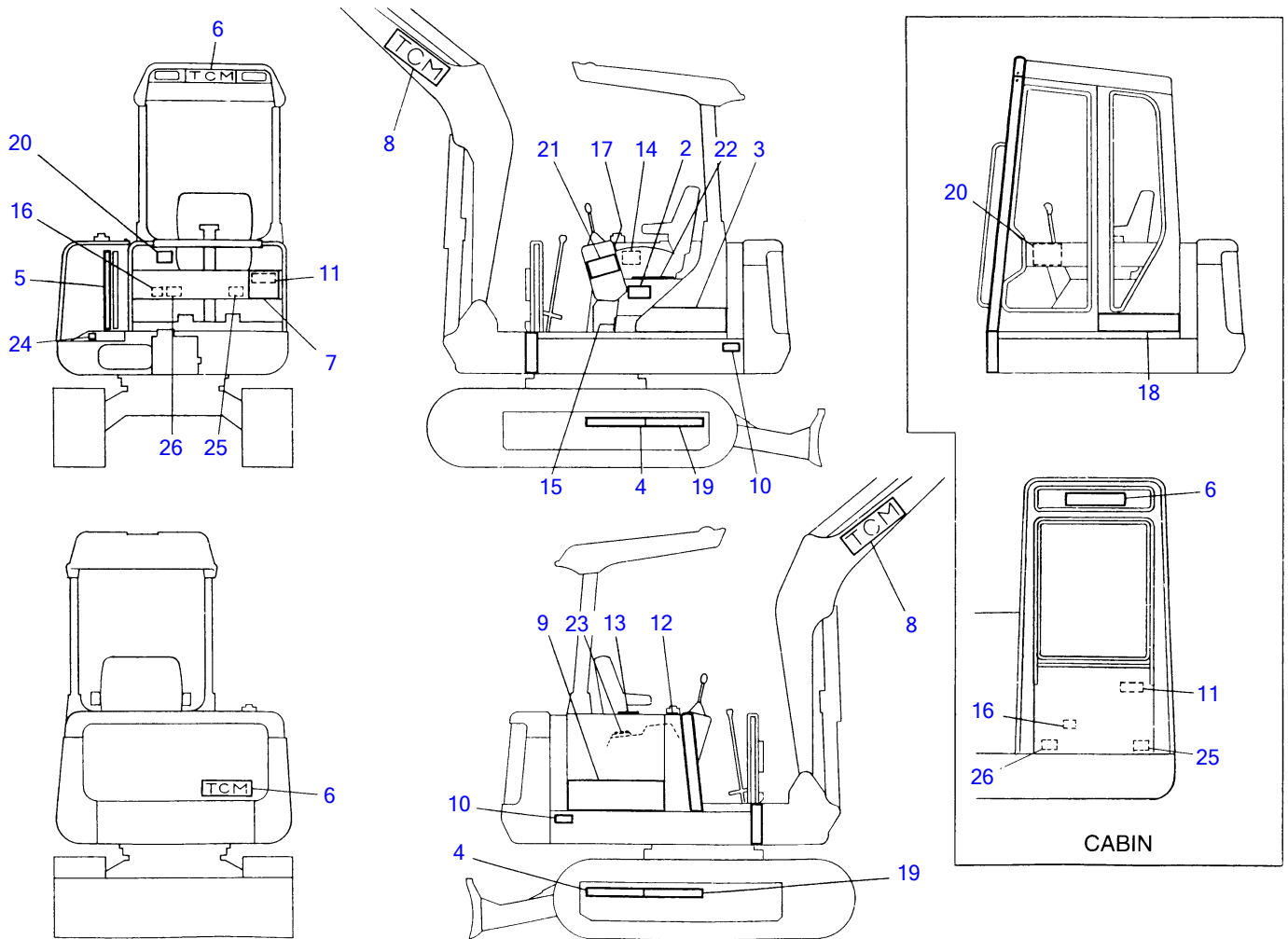
DECAL (JOB-ACE, for Japan)

Item	Part number	Description	Q'ty	Chan.	Serial No.	Serv.	Remarks
1	0379390060	DECAL SET	1				canopy
	0379390070	DECAL SET	1				cab
2	0379315100	• DECAL	1				
3	0379300200	• DECAL	2				
4	0359307100	• SYMBOL MARK	2				
5	0359300400	• SYMBOL MARK	1				
6	0359300500	• SYMBOL MARK	1				
7	0359300600	• SYMBOL MARK	1				
8	0359300700	• SYMBOL MARK	2				
9	0359300900	• DECAL	2				
10	0439301100	• DECAL	1		1355001~1356203		
10-1	0349318100	• DECAL	1	(H)	1356204~		
11	0359301100	• DECAL	4				
12	0359300800	• DECAL	1				cab
13	0359307300	• DECAL	2		1355001~1355502		
13-1	0359313200	• DECAL	1	(H)	1355503~		
14	0359306600	• SYMBOL MARK	1				
15	0359306700	• SYMBOL MARK	1				
16	0569322100	• DECAL	1				
17	0439301400	• DECAL	1		1355001~1356203		
	0339318300	• DECAL	1	(H)	1356204~		
18	0359306900	• DECAL	1				
19	0359301200	• DECAL	2				
20	0359306800	• DECAL	1				
21	0359301300	• DECAL	1				
22	0499300600	• DECAL	1				
23	0359313400	• DECAL	1				
24	0359317200	• DECAL	1				
25	0359325220	DECAL	1		1356408~		breaker
26	0359325180	DECAL	1		1356408~		breaker
27	0359325270	DECAL	1		1356408~		swing, breaker
	G343a5L						



DECAL (JOB-ACE, for Japan)

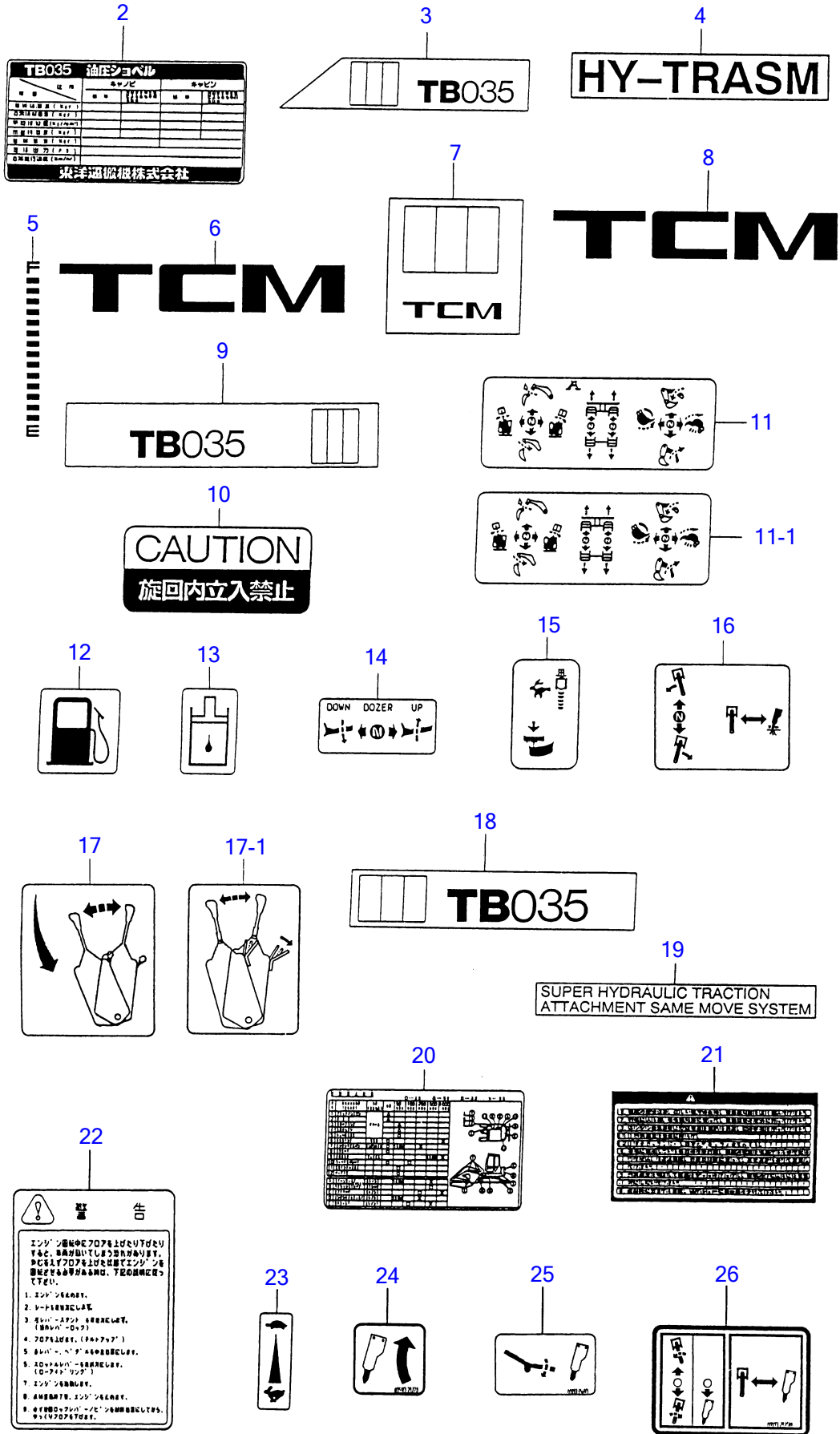
Item	Part number	Description	Q'ty	Chan.	Serial No.	Serv.	Remarks
1	0379390060	DECAL SET	1				canopy
	0379390070	DECAL SET	1				cab
2	0379315100	• DECAL	1				
3	0379300200	• DECAL	2				
4	0359307100	• SYMBOL MARK	2				
5	0359300400	• SYMBOL MARK	1				
6	0359300500	• SYMBOL MARK	1				
7	0359300600	• SYMBOL MARK	1				
8	0359300700	• SYMBOL MARK	2				
9	0359300900	• DECAL	2				
10	0439301100	• DECAL	1		1355001~1356203		
10-1	0349318100	• DECAL	1	(H)	1356204~		
11	0359301100	• DECAL	4				
12	0359300800	• DECAL	1				cab
13	0359307300	• DECAL	2		1355001~1355502		
13-1	0359313200	• DECAL	1	(H)	1355503~		
14	0359306600	• SYMBOL MARK	1				
15	0359306700	• SYMBOL MARK	1				
16	0569322100	• DECAL	1				
17	0439301400	• DECAL	1		1355001~1356203		
	0339318300	• DECAL	1	(H)	1356204~		
18	0359306900	• DECAL	1				
19	0359301200	• DECAL	2				
20	0359306800	• DECAL	1				
21	0359301300	• DECAL	1				
22	0499300600	• DECAL	1				
23	0359313400	• DECAL	1				
24	0359317200	• DECAL	1				
25	0359325220	DECAL	1		1356408~		breaker
26	0359325180	DECAL	1		1356408~		breaker
27	0359325270	DECAL	1		1356408~		swing, breaker
	G343a5L						



K2-43b-5-D

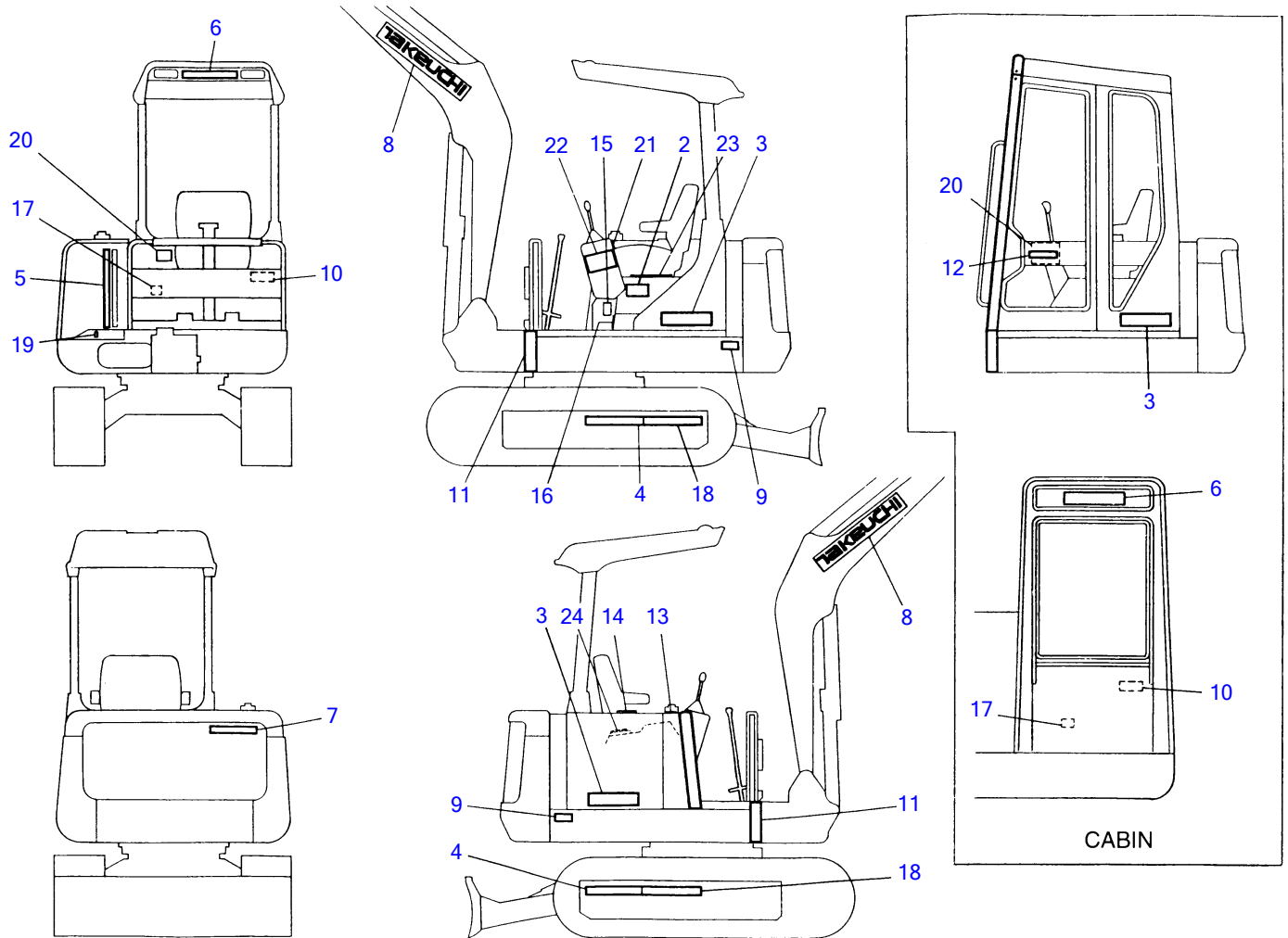
DECAL (TCM, for Japan)

Item	Part number	Description	Q'ty	Chan.	Serial No.	Serv.	Remarks
1	0379390040	DECAL SET (canopy)	1				
	0379390140	DECAL SET (canopy)	1				standerd
	0379390050	DECAL SET (cab)	1				
	0379390150	DECAL SET (cab)	1				standerd
2	0379302400	• DECAL	1				
3	0379302200	• DECAL	1				canopy
4	0359307100	• SYMBOL MARK	2				
5	0359300400	• SYMBOL MARK	1				
6	0359303300	• SYMBOL MARK	2				
7	0359303400	• DECAL	1				canopy
8	0359303500	• SYMBOL MARK	2				
9	0379302300	• DECAL	1				
10	0359300900	• DECAL	2				
11	0439301100	• DECAL	1		1355001~1356203		
11-1	0349318100	• DECAL	1	(H)	1356204~		
12	0359306600	• SYMBOL MARK	1				
13	0359306700	• SYMBOL MARK	1				
14	0569322100	• DECAL	1				
15	0439301400	• DECAL	1		1355001~1356203		
	0339318300	• DECAL	1	(H)	1356204~		
16	0359306900	• DECAL	1				
17	0359307300	• DECAL	2		1355001~1355502		
17-1	0359313200	• DECAL	1	(H)	1355503~		
18	0379304100	• DECAL	1				cab
19	0359301200	• DECAL	2				
20	0359301300	• DECAL	1				
21	0499300600	• DECAL	1				
22	0359313400	• DECAL	1				
23	0359317200	• DECAL	1				
24	0359325220	DECAL	1		1356408~		breaker
25	0359325180	DECAL	1		1356408~		breaker
26	0359325270	DECAL	1		1356408~		swing, breaker
	G343b5L						



DECAL (TCM, for Japan)

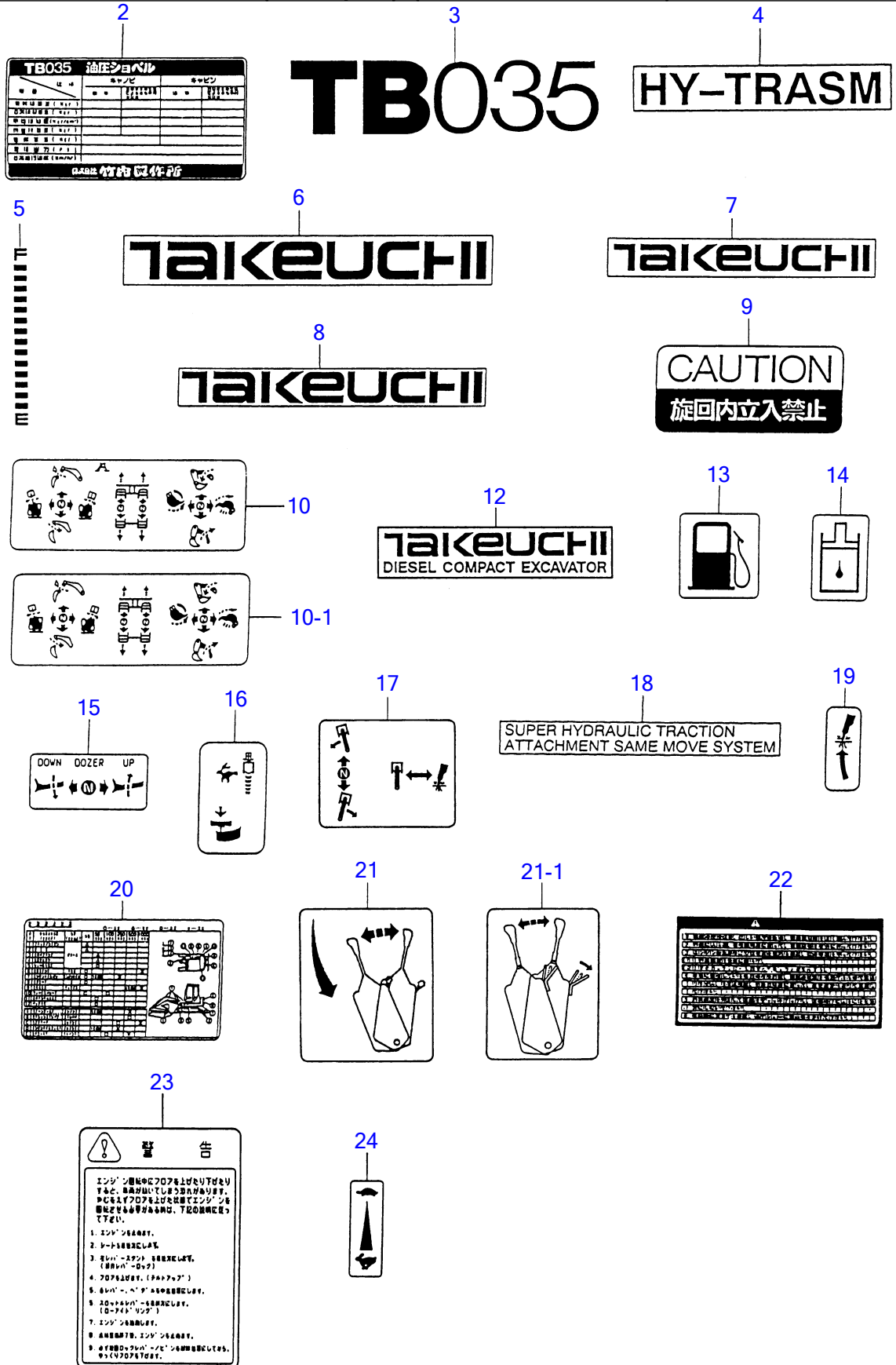
Item	Part number	Description	Q'ty	Chan.	Serial No.	Serv.	Remarks
1	0379390040	DECAL SET (canopy)	1				
	0379390140	DECAL SET (canopy)	1				standerd
	0379390050	DECAL SET (cab)	1				
	0379390150	DECAL SET (cab)	1				standerd
2	0379302400	• DECAL	1				
3	0379302200	• DECAL	1				canopy
4	0359307100	• SYMBOL MARK	2				
5	0359300400	• SYMBOL MARK	1				
6	0359303300	• SYMBOL MARK	2				
7	0359303400	• DECAL	1				canopy
8	0359303500	• SYMBOL MARK	2				
9	0379302300	• DECAL	1				
10	0359300900	• DECAL	2				
11	0439301100	• DECAL	1		1355001~1356203		
11-1	0349318100	• DECAL	1	(H)	1356204~		
12	0359306600	• SYMBOL MARK	1				
13	0359306700	• SYMBOL MARK	1				
14	0569322100	• DECAL	1				
15	0439301400	• DECAL	1		1355001~1356203		
	0339318300	• DECAL	1	(H)	1356204~		
16	0359306900	• DECAL	1				
17	0359307300	• DECAL	2		1355001~1355502		
17-1	0359313200	• DECAL	1	(H)	1355503~		
18	0379304100	• DECAL	1				cab
19	0359301200	• DECAL	2				
20	0359301300	• DECAL	1				
21	0499300600	• DECAL	1				
22	0359313400	• DECAL	1				
23	0359317200	• DECAL	1				
24	0359325220	DECAL	1		1356408~		breaker
25	0359325180	DECAL	1		1356408~		breaker
26	0359325270	DECAL	1		1356408~		swing, breaker
	G343b5L						



K2-43d-2-D

DECAL (for Japan) (1355001~1356407)

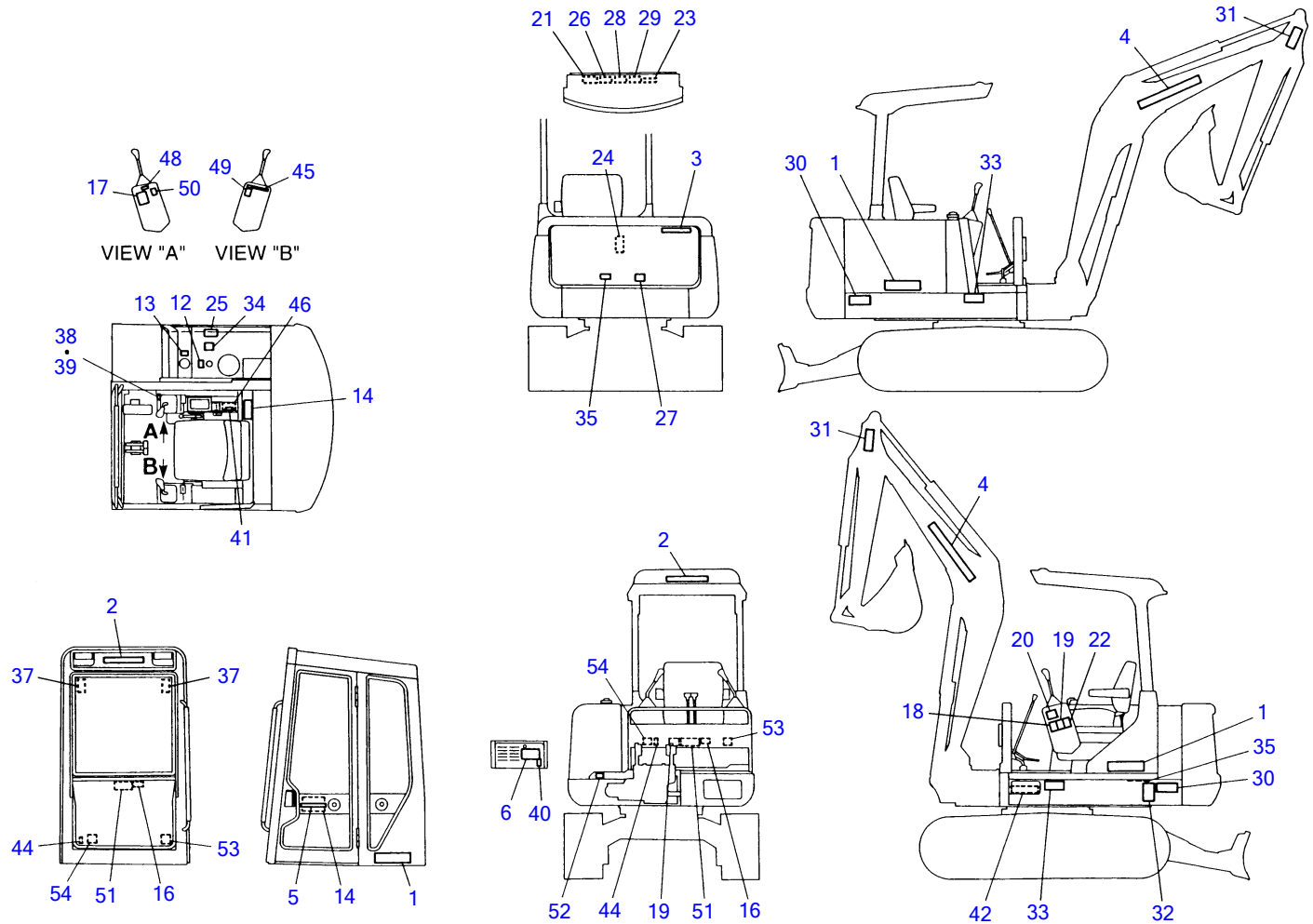
Item	Part number	Description	Q'ty	Chan.	Serial No.	Serv.	Remarks
1	0379390120	DECAL SET (canopy)	1		1355001~1355502		
	0379390160	DECAL SET (canopy)	1		1355503~1356407		
	0379390170	DECAL SET (canopy)	1		1355001~1355502		standerd
	0379390180	DECAL SET (canopy)	1		1355503~1356407		standerd
	0379390130	DECAL SET (cab)	1		1355001~1355502		
	0379390190	DECAL SET (cab)	1		1355503~1356407		
	0379390200	DECAL SET (cab)	1		1355001~1355502		standerd
	0379390210	DECAL SET (cab)	1		1355503~1356407		standerd
2	0379315100	• DECAL	1				
3	0379300200	• DECAL	2				
4	0359307100	• SYMBOL MARK	2				
5	0359300400	• DECAL	1				
6	0359306100	• DECAL	1				
7	0359306200	• DECAL	1				
8	0359306300	• DECAL	2				
9	0359300900	• DECAL	2				
10	0439301100	• DECAL	1		1355001~1356203		
10-1	0349318100	• DECAL	1	(H)	1356204~1356407		
11	0359301100	• DECAL	4				
12	0359306400	• DECAL	1				cab
13	0359306600	• SYMBOL MARK	1				
14	0359306700	• SYMBOL MARK	1				
15	0569322100	• DECAL	1				
16	0439301400	• DECAL	1		1355001~1356203		
	0339318300	• DECAL	1	(H)	1356204~1356407		
17	0359306900	• DECAL	1				
18	0359301200	• DECAL	2				
19	0359306800	• DECAL	1				
20	0359301300	• DECAL	1				
21	0359307300	• DECAL	2		1355001~1355502		
21-1	0359313200	• DECAL	1	(H)	1355503~1356407		
22	0499300600	• DECAL	1				
23	0359313400	• DECAL	1				
24	0359317200	• DECAL	1				
	G343d3L						



DECAL (for Japan) (1355001~1356407)

Item	Part number	Description	Q'ty	Chan.	Serial No.	Serv.	Remarks
1	0379390120	DECAL SET (canopy)	1		1355001~1355502		
	0379390160	DECAL SET (canopy)	1		1355503~1356407		
	0379390170	DECAL SET (canopy)	1		1355001~1355502		standerd
	0379390180	DECAL SET (canopy)	1		1355503~1356407		standerd
	0379390130	DECAL SET (cab)	1		1355001~1355502		
	0379390190	DECAL SET (cab)	1		1355503~1356407		
	0379390200	DECAL SET (cab)	1		1355001~1355502		standerd
	0379390210	DECAL SET (cab)	1		1355503~1356407		standerd
2	0379315100	• DECAL	1				
3	0379300200	• DECAL	2				
4	0359307100	• SYMBOL MARK	2				
5	0359300400	• DECAL	1				
6	0359306100	• DECAL	1				
7	0359306200	• DECAL	1				
8	0359306300	• DECAL	2				
9	0359300900	• DECAL	2				
10	0439301100	• DECAL	1		1355001~1356203		
10-1	0349318100	• DECAL	1	(H)	1356204~1356407		
11	0359301100	• DECAL	4				
12	0359306400	• DECAL	1				cab
13	0359306600	• SYMBOL MARK	1				
14	0359306700	• SYMBOL MARK	1				
15	0569322100	• DECAL	1				
16	0439301400	• DECAL	1		1355001~1356203		
	0339318300	• DECAL	1	(H)	1356204~1356407		
17	0359306900	• DECAL	1				
18	0359301200	• DECAL	2				
19	0359306800	• DECAL	1				
20	0359301300	• DECAL	1				
21	0359307300	• DECAL	2		1355001~1355502		
21-1	0359313200	• DECAL	1	(H)	1355503~1356407		
22	0499300600	• DECAL	1				
23	0359313400	• DECAL	1				
24	0359317200	• DECAL	1				

G343d3L



G3-43d-1-D

DECAL (for Japan) (1356408~)

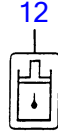
Item	Part number	Description	Q'ty	Chan.	Serial No.	Serv.	Remarks
0	0379390260	DECAL SET	1				canopy
	0379390270	DECAL SET	1				cab
1	0379300200	• DECAL	2				
2	0359306100	• DECAL	1				
3	0359306200	• DECAL	1				
4	0359306300	• DECAL	4				
5	0569321400	• DECAL	1				cab
6	0379315100	• DECAL	1				
12	0359306700	• DECAL	1				
13	0871082240	• SYMBOL MARK	1				
14	0359301300	• DECAL	1				
16	0359325020	• DECAL	1				
17	0359325030	• DECAL	1				
18	0339350040	• DECAL	1				
19	0339350050	• DECAL	1				
20	0359325090	• DECAL	1				
21	0359325140	• DECAL	1				
22	0339350060	• DECAL	1				
23	0871082300	• DECAL	1				
24	0339350070	• DECAL	1				
25	0871082220	• DECAL	1				
26	0871082280	• DECAL	1				
27	0871082120	• DECAL	1				
28	0329360500	• DECAL	1				
29	0329360300	• DECAL	1				
30	0339350020	• DECAL	2				
31	0329360400	• DECAL	2				
32	0359325060	• DECAL	1				
33	0339350110	• DECAL	2				
34	0359325080	• DECAL	1				
35	0359325100	• DECAL	2				
37	0339350130	• DECAL	2				cab
38	0359325130	• DECAL	1				
39	0329352400	• SYMBOL MARK	1				
40	0339318300	• DECAL	1				
41	0359317200	• DECAL	1				
42	0359325230	• DECAL	1				
44	0359325170	• DECAL	1				
45	0359325230	• DECAL	1				
46	0359325320	• DECAL	1				
48	0359325190	• DECAL	1				
49	0359325200	• DECAL	1				
50	0359325210	• DECAL	1				
51	0359325240	• DECAL	1				standerd
51-1	0359325250	• DECAL	1				A-B
51-2	0359325260	• DECAL	1				A-B-C-D
52	0359325220	DECAL	1				breaker
53	0359325180	DECAL	1				breaker
54	0359325270	DECAL	1				swing, breaker
	G343d5L						

1 **TB035** 2 **TAKEUCHI** 3 **TAKEUCHI** 4 **TAKEUCHI**

5 **TAKEUCHI**

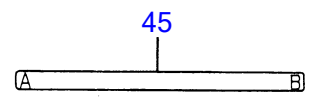
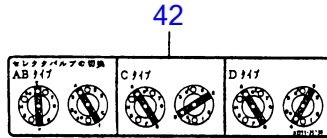
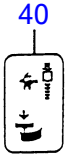
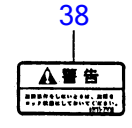
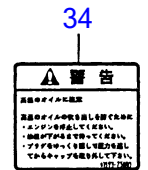

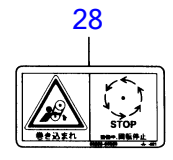
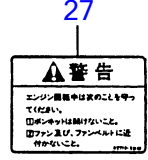
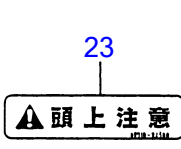
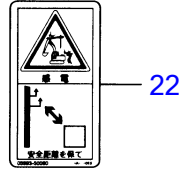


6

TB035 油圧シリンダ	
品名	油圧シリンダ
型式	TAKEUCHI
規格	TAKEUCHI
材質	TAKEUCHI
寸法	TAKEUCHI
重量	TAKEUCHI
備考	TAKEUCHI
GMAH 4900 0100 010	



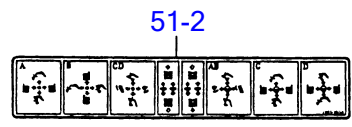
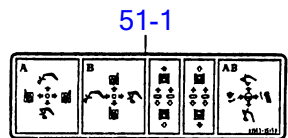
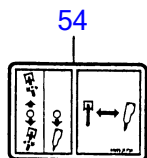

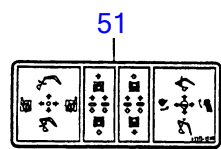
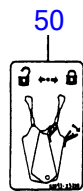
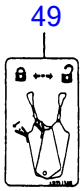
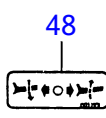
14

油圧シリンダ	
品名	油圧シリンダ
型式	TAKEUCHI
規格	TAKEUCHI
材質	TAKEUCHI
寸法	TAKEUCHI
重量	TAKEUCHI
備考	TAKEUCHI
GMAH 4900 0100 010	



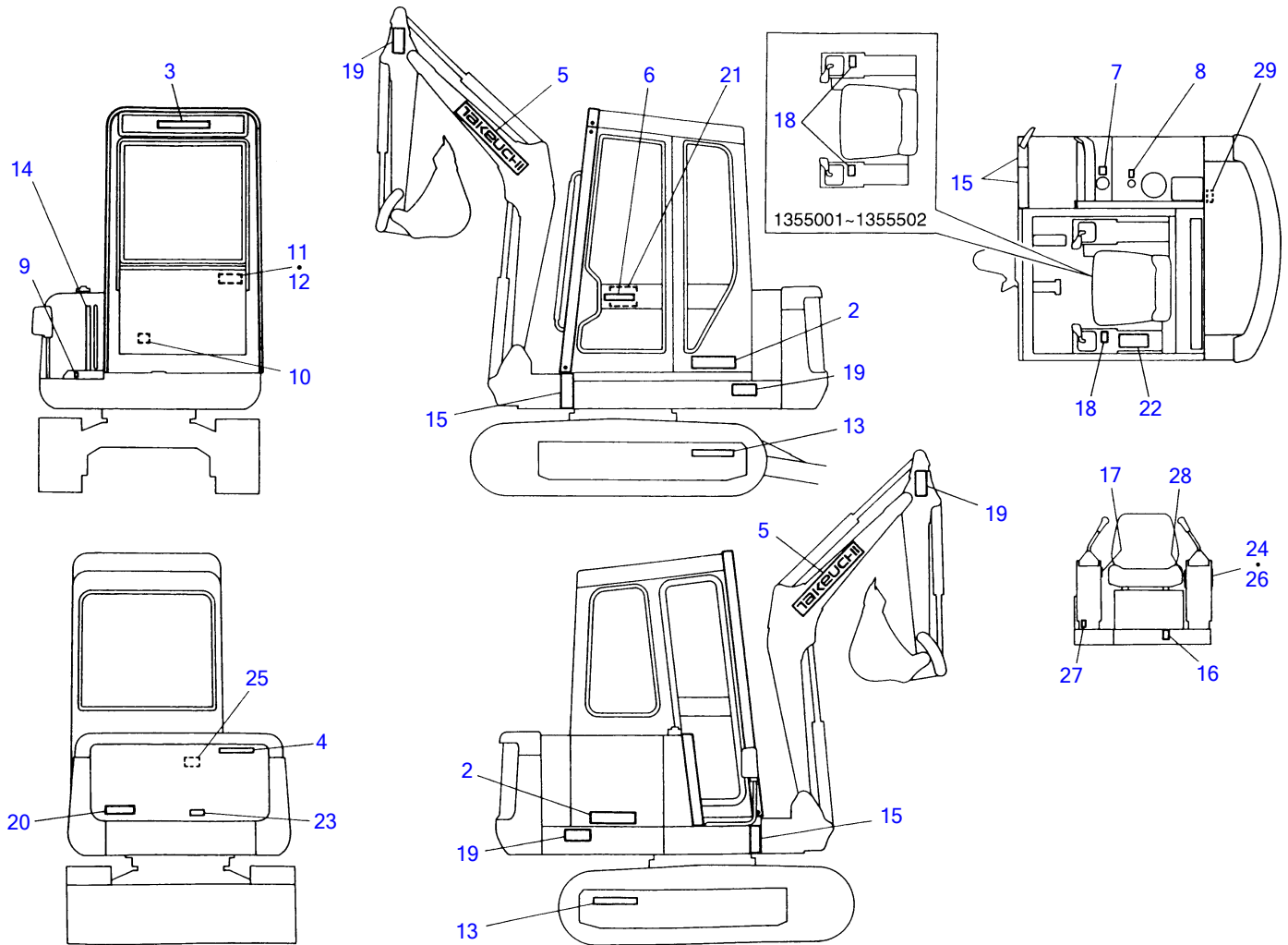
46

品名	油圧シリンダ
型式	TAKEUCHI
規格	TAKEUCHI
材質	TAKEUCHI
寸法	TAKEUCHI
重量	TAKEUCHI
備考	TAKEUCHI
GMAH 4900 0100 010	



DECAL (for Japan) (1356408~)

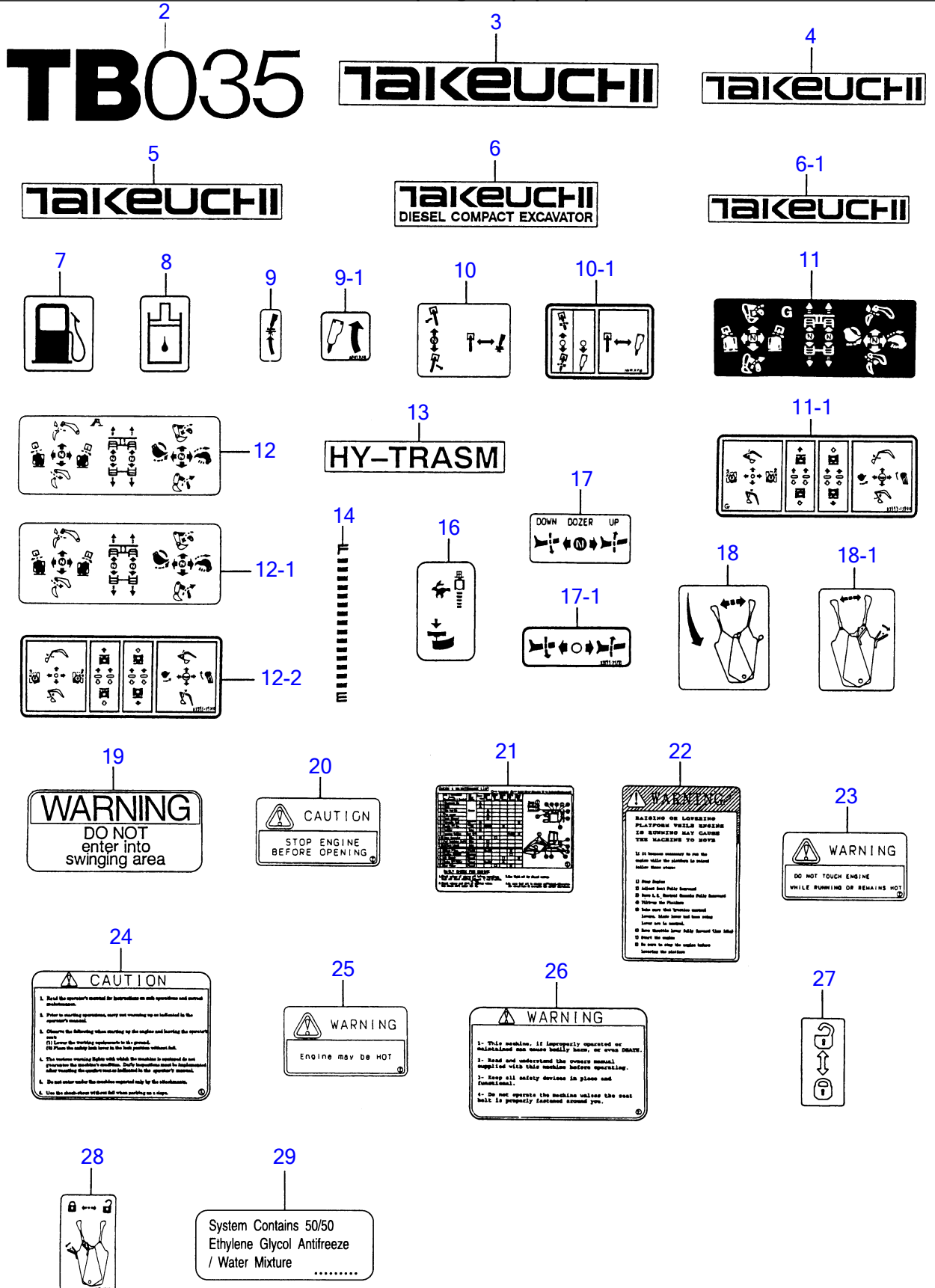
Item	Part number	Description	Q'ty	Chan.	Serial No.	Serv.	Remarks
0	0379390260	DECAL SET	1				canopy
	0379390270	DECAL SET	1				cab
1	0379300200	• DECAL	2				
2	0359306100	• DECAL	1				
3	0359306200	• DECAL	1				
4	0359306300	• DECAL	4				
5	0569321400	• DECAL	1				cab
6	0379315100	• DECAL	1				
12	0359306700	• DECAL	1				
13	0871082240	• SYMBOL MARK	1				
14	0359301300	• DECAL	1				
16	0359325020	• DECAL	1				
17	0359325030	• DECAL	1				
18	0339350040	• DECAL	1				
19	0339350050	• DECAL	1				
20	0359325090	• DECAL	1				
21	0359325140	• DECAL	1				
22	0339350060	• DECAL	1				
23	0871082300	• DECAL	1				
24	0339350070	• DECAL	1				
25	0871082220	• DECAL	1				
26	0871082280	• DECAL	1				
27	0871082120	• DECAL	1				
28	0329360500	• DECAL	1				
29	0329360300	• DECAL	1				
30	0339350020	• DECAL	2				
31	0329360400	• DECAL	2				
32	0359325060	• DECAL	1				
33	0339350110	• DECAL	2				
34	0359325080	• DECAL	1				
35	0359325100	• DECAL	2				
37	0339350130	• DECAL	2				cab
38	0359325130	• DECAL	1				
39	0329352400	• SYMBOL MARK	1				
40	0339318300	• DECAL	1				
41	0359317200	• DECAL	1				
42	0359325230	• DECAL	1				
44	0359325170	• DECAL	1				
45	0359325230	• DECAL	1				
46	0359325320	• DECAL	1				
48	0359325190	• DECAL	1				
49	0359325200	• DECAL	1				
50	0359325210	• DECAL	1				
51	0359325240	• DECAL	1				standerd
51-1	0359325250	• DECAL	1				A-B
51-2	0359325260	• DECAL	1				A-B-C-D
52	0359325220	DECAL	1				breaker
53	0359325180	DECAL	1				breaker
54	0359325270	DECAL	1				swing, breaker
	G343d5L						



E3-43c-3-D

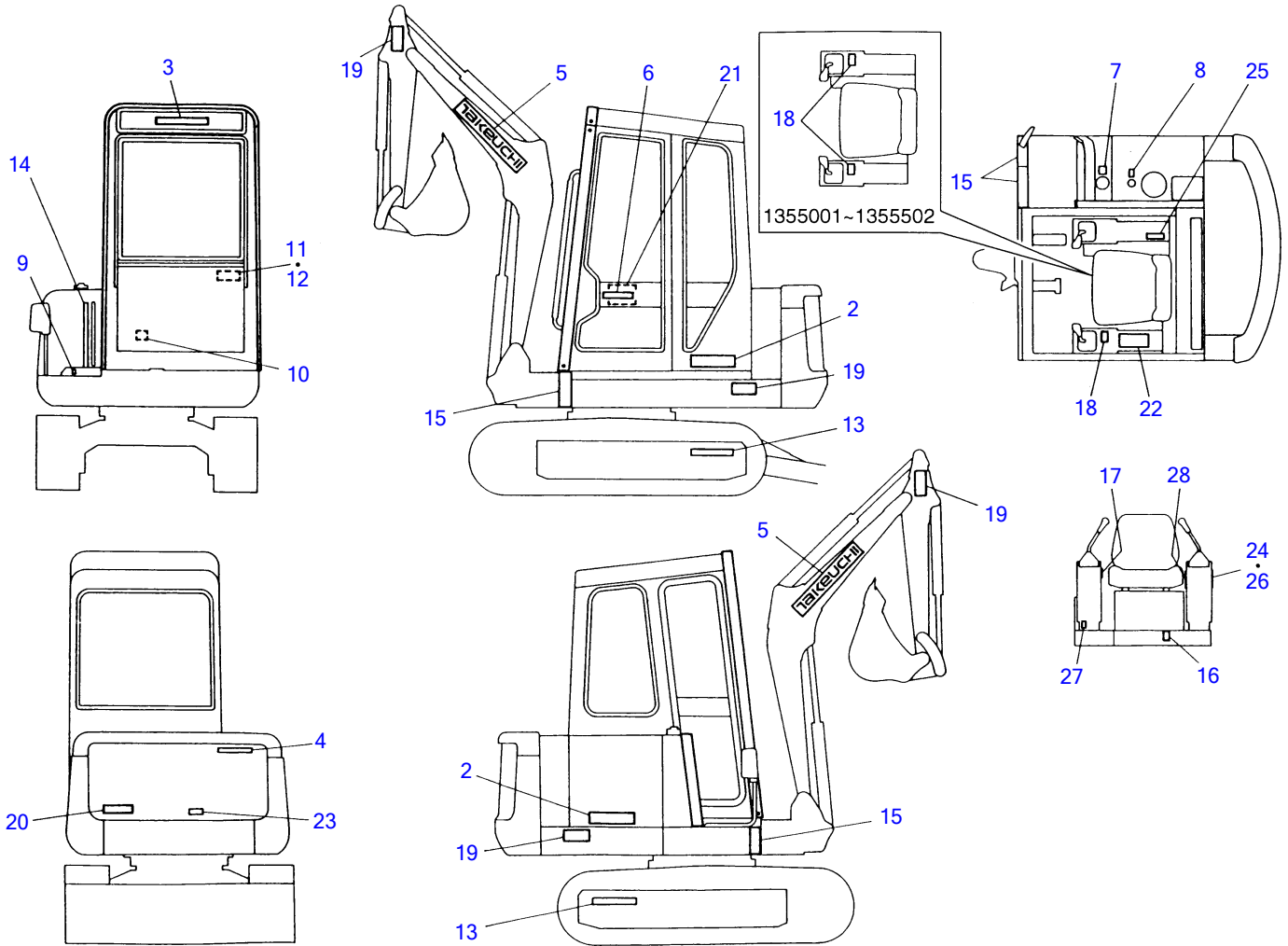
DECAL (English) (cab)							
Item	Part number	Description	Q'ty	Chan.	Serial No.	Serv.	Remarks
1	0379390080	DECAL SET	1		1355001~1355502		
	0379390220	DECAL SET	1		1355503~1356407		
	0379311000	DECAL SET	1		1356408~		
	0379323000	DECAL SET	1				U.S. TAKEUCHI
2	0379300200	• DECAL	2				
3	0359306100	• DECAL	1				
4	0359306200	• DECAL	1				
5	0359306300	• DECAL	2				
6	0359306400	• DECAL	1		1355001~1356407		
	0569321400	• DECAL	1	(H)	1356408~		
7	0359306600	• SYMBOL MARK	1				
8	0359306700	• SYMBOL MARK	1				
9	0359306800	• DECAL	1		1355001~1356407		breaker
9-1	0359325220	• DECAL	1	(H)	1356408~		breaker
10	0359306900	• DECAL	1		1355001~1356407		swing
10-1	0359325270	• DECAL	1	(H)	1356408~		swing
11	0359307000	• DECAL	1		1355001~1356203		JCB pattern
11-1	0359313800	• DECAL	1	(H)	1356204~		JCB pattern
12	0439301100	• DECAL	1		1355001~1356203		ISO pattern
12-1	0349318100	• DECAL	1	(H)	1356204~1356407		ISO pattern
12-2	0359325240	• DECAL	1	(H)	1356408~		ISO pattern
13	0359307100	• SYMBOL MARK	2				HY-TRASH
14	0359300400	• DECAL	1				
15	0359301100	• DECAL	4				
16	0439301400	• DECAL	1		1355001~1356203		A.C.C pedal
	0339318300	• DECAL	1	(H)	1356204~		A.C.C pedal
17	0439307700	• DECAL	1		1355001~1356203		blade
17-1	0569322100	• DECAL	1	(H)	1356204~1356407		blade
17-2	0359325190	• DECAL	1	(H)	1356408~		blade
18	0359307300	• DECAL	2		1355001~1355502		
18-1	0359313200	• DECAL	1				not use
19	0359306500	• DECAL	4				
20	0359307400	• DECAL	1				
21	0359307200	• DECAL	1				
22	0359313100	• DECAL	1				
23	0569321960	• DECAL	1				not use
24	0359313500	• DECAL	1				
25	0569321980	• DECAL	1				not use
26	0359313700	• DECAL	1				
27	0329352400	• DECAL	1		1356408~		
28	0359325200	• DECAL	1		1356408~		
29	0359313900	• DECAL	1				U.S. TAKEUCHI

G343c4L



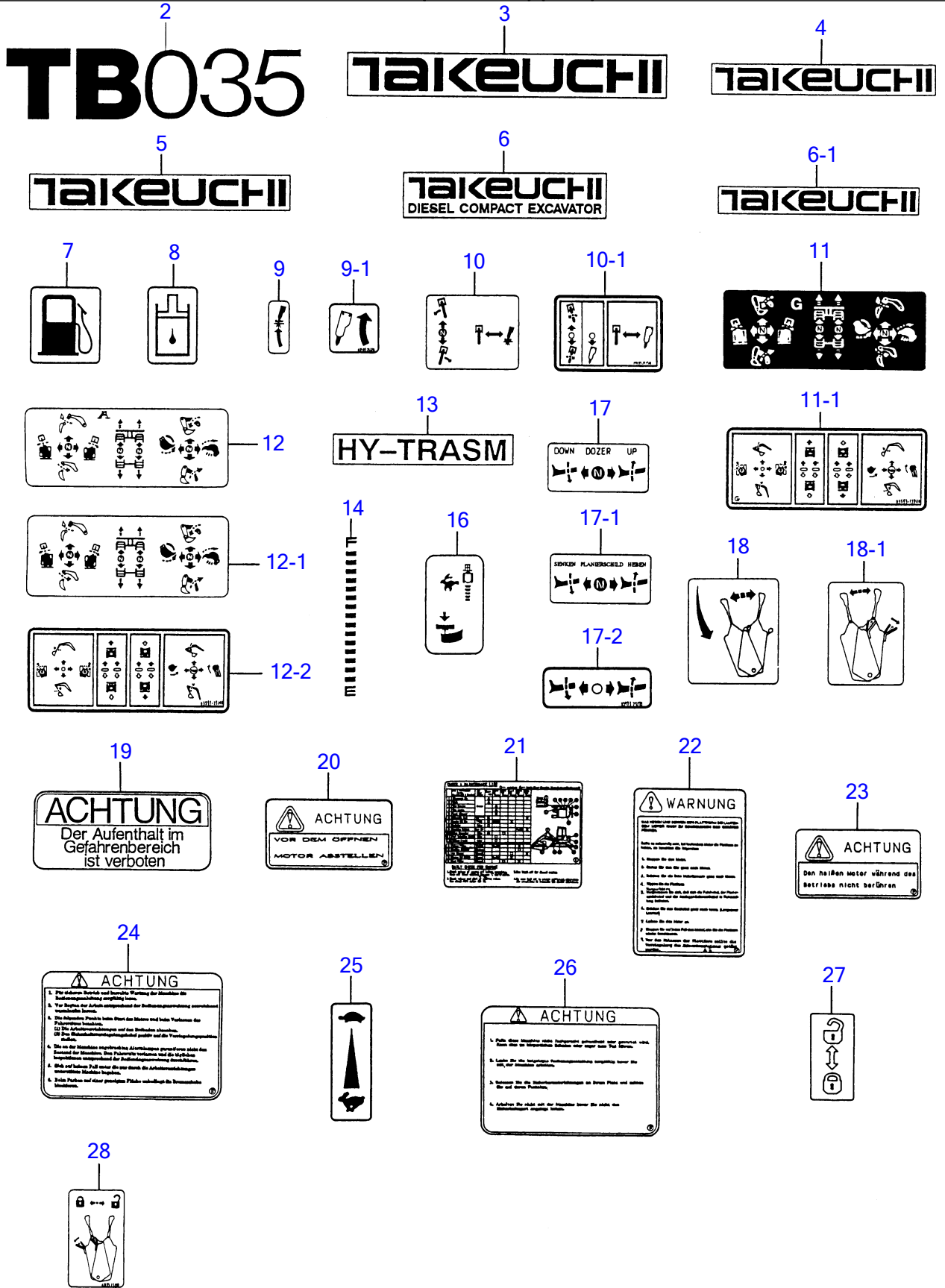
DECAL (English) (cab)							
Item	Part number	Description	Q'ty	Chan.	Serial No.	Serv.	Remarks
1	0379390080	DECAL SET	1		1355001~1355502		
	0379390220	DECAL SET	1		1355503~1356407		
	0379311000	DECAL SET	1		1356408~		
	0379323000	DECAL SET	1				U.S. TAKEUCHI
2	0379300200	• DECAL	2				
3	0359306100	• DECAL	1				
4	0359306200	• DECAL	1				
5	0359306300	• DECAL	2				
6	0359306400	• DECAL	1		1355001~1356407		
	0569321400	• DECAL	1	(H)	1356408~		
7	0359306600	• SYMBOL MARK	1				
8	0359306700	• SYMBOL MARK	1				
9	0359306800	• DECAL	1		1355001~1356407		breaker
9-1	0359325220	• DECAL	1	(H)	1356408~		breaker
10	0359306900	• DECAL	1		1355001~1356407		swing
10-1	0359325270	• DECAL	1	(H)	1356408~		swing
11	0359307000	• DECAL	1		1355001~1356203		JCB pattern
11-1	0359313800	• DECAL	1	(H)	1356204~		JCB pattern
12	0439301100	• DECAL	1		1355001~1356203		ISO pattern
12-1	0349318100	• DECAL	1	(H)	1356204~1356407		ISO pattern
12-2	0359325240	• DECAL	1	(H)	1356408~		ISO pattern
13	0359307100	• SYMBOL MARK	2				HY-TRASH
14	0359300400	• DECAL	1				
15	0359301100	• DECAL	4				
16	0439301400	• DECAL	1		1355001~1356203		A.C.C pedal
	0339318300	• DECAL	1	(H)	1356204~		A.C.C pedal
17	0439307700	• DECAL	1		1355001~1356203		blade
17-1	0569322100	• DECAL	1	(H)	1356204~1356407		blade
17-2	0359325190	• DECAL	1	(H)	1356408~		blade
18	0359307300	• DECAL	2		1355001~1355502		
18-1	0359313200	• DECAL	1				not use
19	0359306500	• DECAL	4				
20	0359307400	• DECAL	1				
21	0359307200	• DECAL	1				
22	0359313100	• DECAL	1				
23	0569321960	• DECAL	1				not use
24	0359313500	• DECAL	1				
25	0569321980	• DECAL	1				not use
26	0359313700	• DECAL	1				
27	0329352400	• DECAL	1		1356408~		
28	0359325200	• DECAL	1		1356408~		
29	0359313900	• DECAL	1				U.S. TAKEUCHI

G343c4L

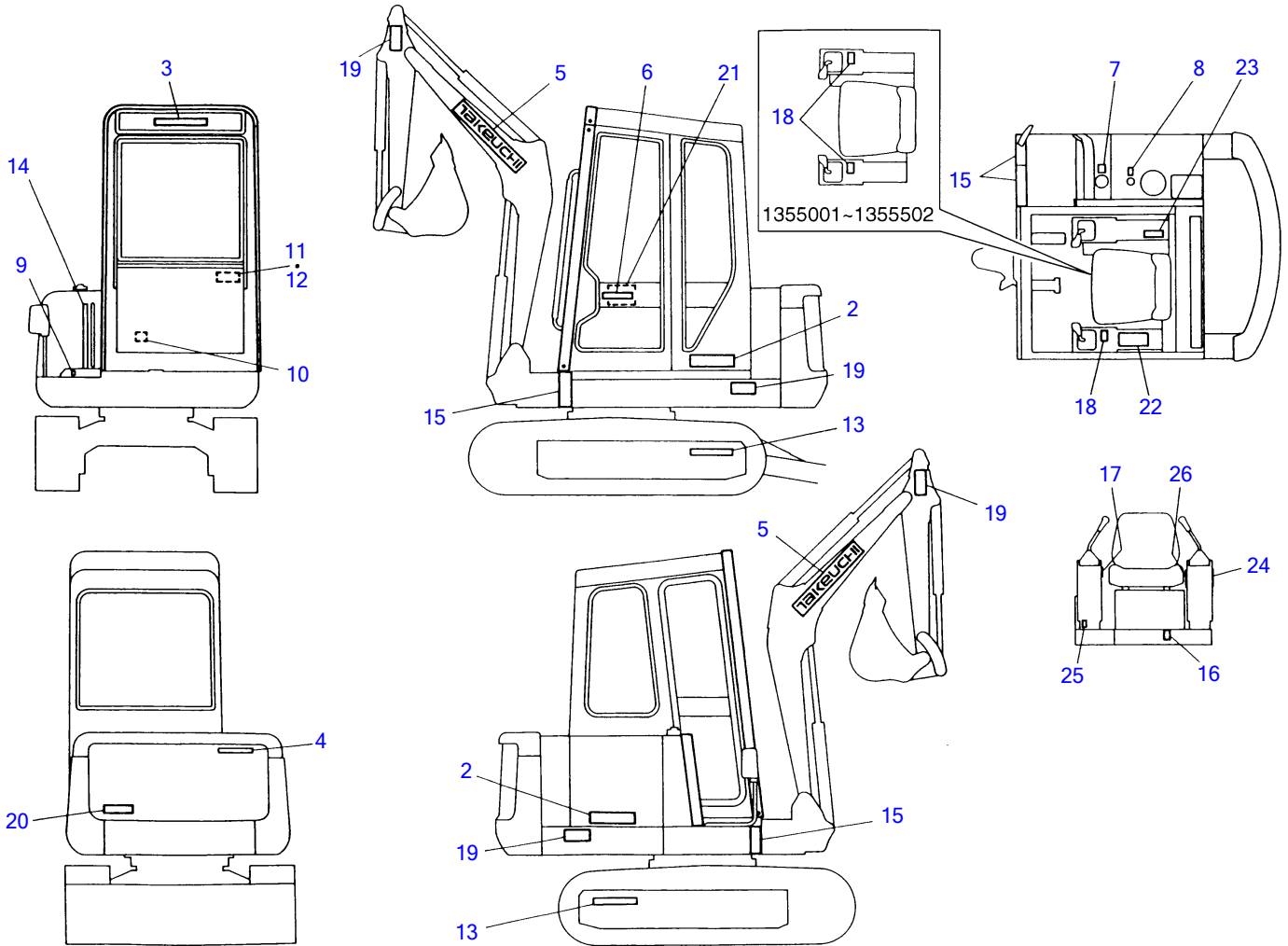


E3-43i-0-D

DECAL (German)(cab)							
Item	Part number	Description	Q'ty	Chan.	Serial No.	Serv.	Remarks
1	0379390090	DECAL SET	1		1355001~1355502		
	0379390230	DECAL SET	1		1355503~1356407		
	0379312000	DECAL SET	1		1356408~		
2	0379300200	• DECAL	2				
3	0359306100	• DECAL	1				
4	0359306200	• DECAL	1				
5	0359306300	• DECAL	2				
6	0359306400	• DECAL	1		1355001~1356407		
6-1	0569321400	• DECAL	1	(H)	1356408~		
7	0359306600	• SYMBOL MARK	1				
8	0359306700	• SYMBOL MARK	1				
9	0359306800	• DECAL	1		1355001~1356407		breaker
9-1	0359325220	• DECAL	1	(H)	1356408~		breaker
10	0359306900	• DECAL	1		1355001~1356407		swing
10-1	0359325270	• DECAL	1	(H)	1356408~		swing
11	0359307000	• DECAL	1		1355001~1356203		JCB pattern
11-1	0359313800	• DECAL	1	(H)	1356204~		JCB pattern
12	0439301100	• DECAL	1		1355001~1356203		ISO pattern
12-1	0349318100	• DECAL	1	(H)	1356204~1356407		ISO pattern
12-2	0359325240	• DECAL	1	(H)	1356408~		ISO pattern
13	0359307100	• SYMBOL MARK	2				HY-TRASH
14	0359300400	• DECAL	1				
15	0359301100	• DECAL	4				
16	0439301400	• DECAL	1		1355001~1356203		A.C.C pedal
	0339318300	• DECAL	1	(H)	1356204~		A.C.C pedal
17	0439307700	• DECAL	1		1355001~1356203		blade
17-1	0569327100	• DECAL	1	(H)	1356204~1356407		blade
17-2	0359325190	• DECAL	1	(H)	1356408~		blade
18	0359307300	• DECAL	2		1355001~1355502		
18-1	0359313200	• DECAL	1				not use
19	0359308100	• DECAL	4				
20	0359314400	• DECAL	1				
21	0359308300	• DECAL	1				
22	0359313300	• DECAL	1				
23	0569321970	• DECAL	1				not use
24	0359313600	• DECAL	1				not use
25	0359317200	• DECAL	1				
26	0359314700	• DECAL	1				
27	0329352400	• DECAL	1		1356408~		
28	0359325200	• DECAL	1		1356408~		
	G343e1L						



DECAL (German)(cab)							
Item	Part number	Description	Q'ty	Chan.	Serial No.	Serv.	Remarks
1	0379390090	DECAL SET	1		1355001~1355502		
	0379390230	DECAL SET	1		1355503~1356407		
	0379312000	DECAL SET	1		1356408~		
2	0379300200	• DECAL	2				
3	0359306100	• DECAL	1				
4	0359306200	• DECAL	1				
5	0359306300	• DECAL	2				
6	0359306400	• DECAL	1		1355001~1356407		
6-1	0569321400	• DECAL	1	(H)	1356408~		
7	0359306600	• SYMBOL MARK	1				
8	0359306700	• SYMBOL MARK	1				
9	0359306800	• DECAL	1		1355001~1356407		breaker
9-1	0359325220	• DECAL	1	(H)	1356408~		breaker
10	0359306900	• DECAL	1		1355001~1356407		swing
10-1	0359325270	• DECAL	1	(H)	1356408~		swing
11	0359307000	• DECAL	1		1355001~1356203		JCB pattern
11-1	0359313800	• DECAL	1	(H)	1356204~		JCB pattern
12	0439301100	• DECAL	1		1355001~1356203		ISO pattern
12-1	0349318100	• DECAL	1	(H)	1356204~1356407		ISO pattern
12-2	0359325240	• DECAL	1	(H)	1356408~		ISO pattern
13	0359307100	• SYMBOL MARK	2				HY-TRASH
14	0359300400	• DECAL	1				
15	0359301100	• DECAL	4				
16	0439301400	• DECAL	1		1355001~1356203		A.C.C pedal
	0339318300	• DECAL	1	(H)	1356204~		A.C.C pedal
17	0439307700	• DECAL	1		1355001~1356203		blade
17-1	0569327100	• DECAL	1	(H)	1356204~1356407		blade
17-2	0359325190	• DECAL	1	(H)	1356408~		blade
18	0359307300	• DECAL	2		1355001~1355502		
18-1	0359313200	• DECAL	1				not use
19	0359308100	• DECAL	4				
20	0359314400	• DECAL	1				
21	0359308300	• DECAL	1				
22	0359313300	• DECAL	1				
23	0569321970	• DECAL	1				not use
24	0359313600	• DECAL	1				not use
25	0359317200	• DECAL	1				
26	0359314700	• DECAL	1				
27	0329352400	• DECAL	1		1356408~		
28	0359325200	• DECAL	1		1356408~		
	G343e1L						



E3-43k-0-D

DECAL (French)(cab)						
Item	Part number	Description	Q'ty	Chan.	Serial No.	Serv. Remarks
1	0379390100	DECAL SET	1		1355001~1355502	
	0379390240	DECAL SET	1		1355503~1356407	
	0379313000	DECAL SET	1		1356408~	
2	0379300200	• DECAL	2			
3	0359306100	• DECAL	1			
4	0359306200	• DECAL	1			
5	0359306300	• DECAL	2			
6	0359306400	• DECAL	1		1355001~1356407	
6-1	0569321400	• DECAL	1	(H)	1356408~	
7	0359306600	• SYMBOL MARK	1			
8	0359306700	• SYMBOL MARK	1			
9	0359306800	• DECAL	1		1355001~1356407	breaker
9-1	0359325220	• DECAL	1	(H)	1356408~	breaker
10	0359306900	• DECAL	1		1355001~1356407	swing
10-1	0359325270	• DECAL	1	(H)	1356408~	swing
11	0359307000	• DECAL	1		1355001~1356203	JCB pattern
11-1	0359313800	• DECAL	1	(H)	1356204~	JCB pattern
12	0439301100	• DECAL	1		1355001~1356203	ISO pattern
12-1	0349318100	• DECAL	1	(H)	1356204~1356407	ISO pattern
12-2	0359325240	• DECAL	1	(H)	1356408~	ISO pattern
13	0359307100	• SYMBOL MARK	2			HY-TRASH
14	0359300400	• DECAL	1			
15	0359301100	• DECAL	4			
16	0439301400	• DECAL	1		1355001~1356203	A.C.C pedal
	0339318300	• DECAL	1	(H)	1356204~	A.C.C pedal
17	0439307700	• DECAL	1		1355001~1356203	blade
17-1	0569328100	• DECAL	1	(H)	1356204~1356407	blade
17-2	0359325190	• DECAL	1	(H)	1356408~	blade
18	0359307300	• DECAL	2		1355001~1355502	
18-1	0359313200	• DECAL	1			not use
19	0359309100	• DECAL	4			
20	0359315400	• DECAL	1			
21	0359309300	• DECAL	1			
22	0359313100	• DECAL	1		1355001~1356203	
22-1	0359315100	• DECAL	1	(H)	1356204~	
23	0359317200	• DECAL	1			
24	0359315700	• DECAL	1			
25	0329352400	• DECAL	1		1356408~	
26	0359325200	• DECAL	1		1356408~	
	G343f1L					

2
TB035

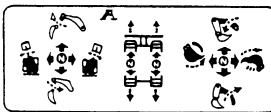
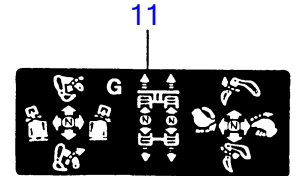
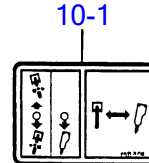
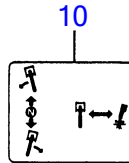
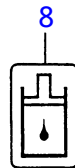
3
Takeuchi

4
Takeuchi

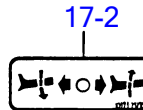
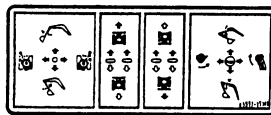
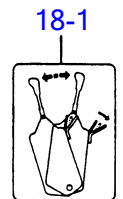

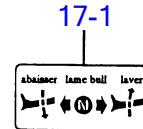
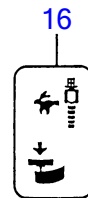
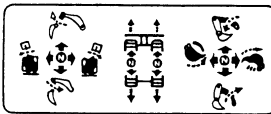
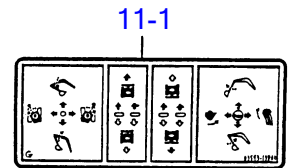
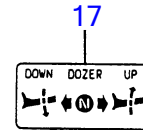
5
Takeuchi

6
Takeuchi
 DIESEL COMPACT EXCAVATOR

6-1
Takeuchi



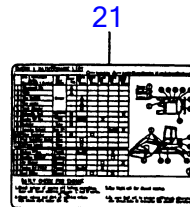
13
HY-TRASM



19
ATTENTION
 Défense d'entrer
 dans la zone
 d'orientation

20

ATTENTION
 Arrêter le moteur avant
 d'ouvrir le capot

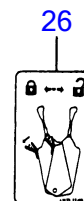
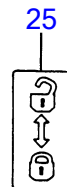


22
ATTENTION
 RAISING OR LOWERING
 PLATFORM WHILE ENGINE
 IS RUNNING MAY CAUSE
 THE MACHINE TO MOVE
 It is always necessary to use the
 machine while the platform is raised
 before being moved.
 1 Stop engine
 2 Adjust foot pedal forward
 3 Push L.L. Control Handle Fully Forward
 4 Release the Platform
 5 Take seat with front-left control
 lever, make sure seat has been raised
 before use the seat.
 6 Move platform fully forward then lift
 7 Push the seat.
 8 Do not to step the control before
 lowering the platform

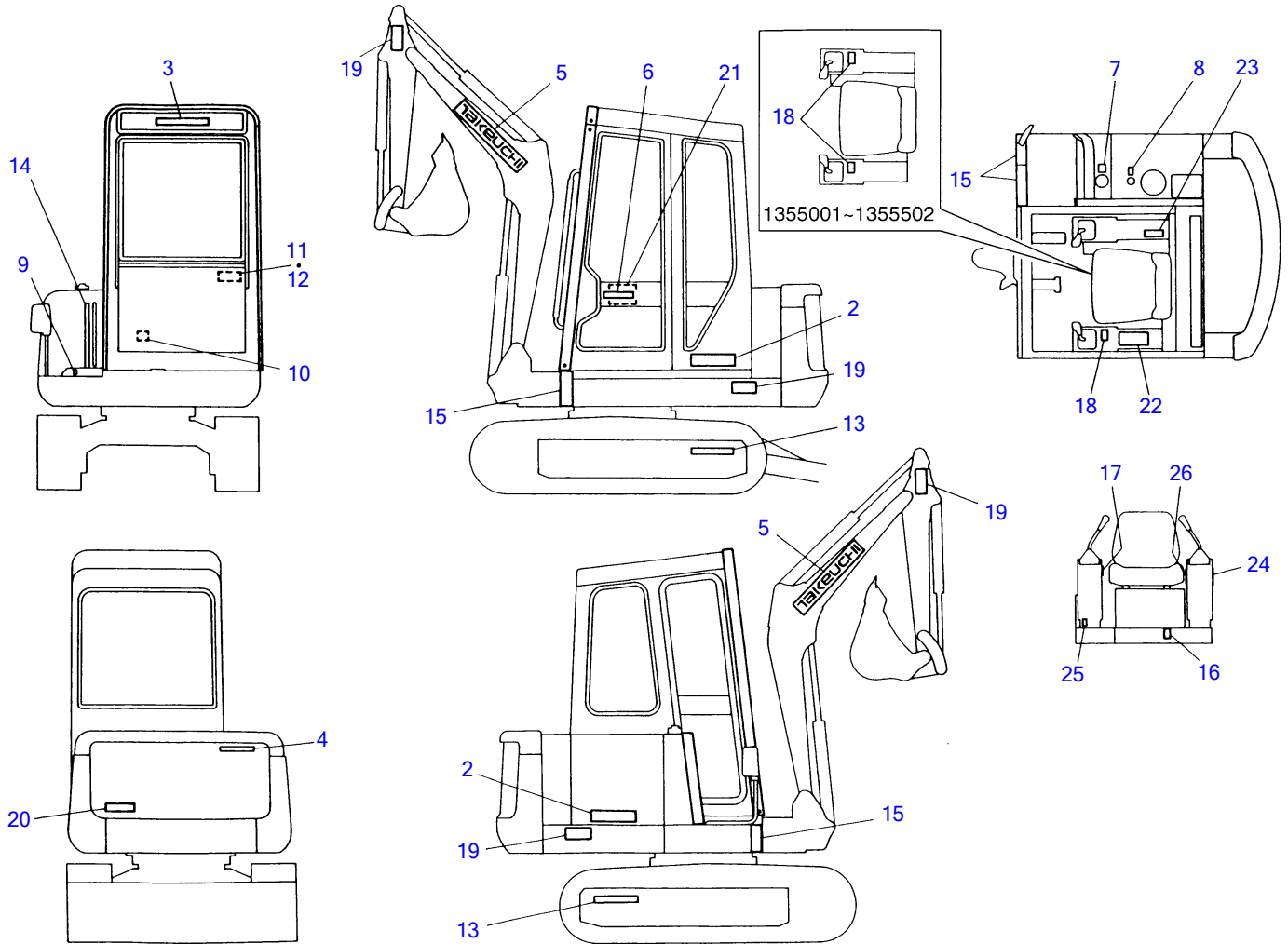
22-1
AVERTISSEMENT
 LE FAIT DE LEVER OU DE BAISSER LA
 PLATE-FORME PENDANT QUE LE MOTEUR
 FONCTIONNE PEUT CAUSER LE MACHIN
 À SE DÉPLACER. IL EST NECESSAIRE
 D'AVERTIR LE MOTEUR LORS DE BAISSER
 DE LA PLATE-FORME.
 Il est toujours nécessaire de manipuler
 l'appareil pendant que la plate-forme
 est soulevée, avant de le déplacer.
 1 Arrêter le moteur.
 2 Régler la pédale avant vers l'avant.
 3 Pousser la manivelle avant vers l'avant
 jusqu'à ce qu'elle soit complètement
 baissée.
 4 Prendre le siège avec le levier de commande
 à gauche, s'assurer que le siège est
 soulevé avant de l'utiliser.
 5 Déplacer la plate-forme vers l'avant
 jusqu'à ce qu'elle soit complètement
 soulevée.
 6 Pousser le siège.
 7 Ne pas marcher sur les commandes avant
 de baisser la plate-forme.
 8 Ne pas marcher sur les commandes avant
 de baisser la plate-forme.
 9550-12-00



24
ATTENTION
 1. Ouvrir le capot sans s'asseoir sur le moteur,
 et sans que le moteur soit arrêté.
 2. Avant de s'asseoir sur le moteur, vérifier que le
 moteur est arrêté et que le capot est fermé.
 3. Avant de s'asseoir sur le moteur, vérifier que le
 moteur est arrêté et que le capot est fermé.
 4. Avant de s'asseoir sur le moteur, vérifier que le
 moteur est arrêté et que le capot est fermé.

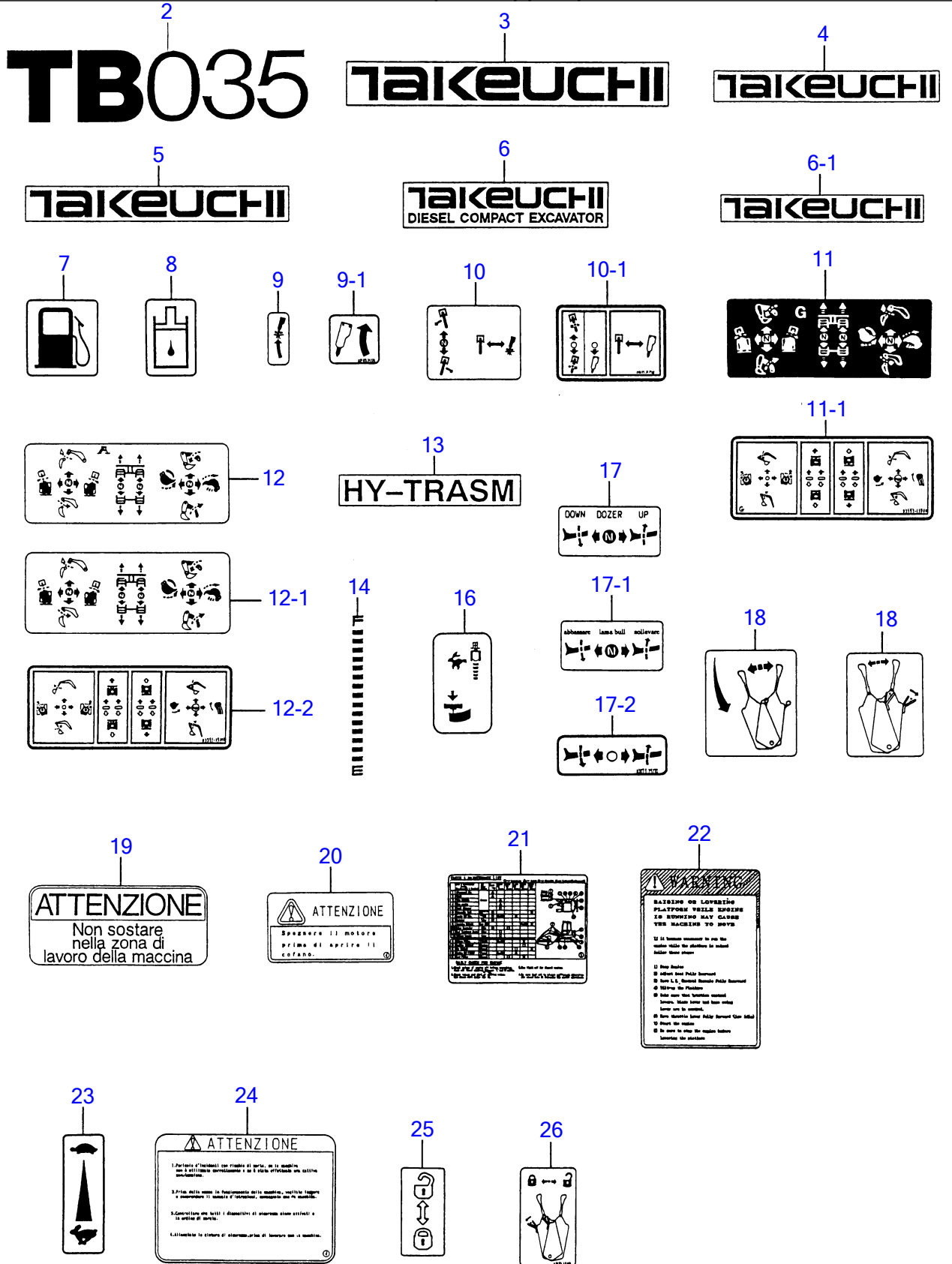


DECAL (French)(cab)						
Item	Part number	Description	Q'ty	Chan.	Serial No.	Serv. Remarks
1	0379390100	DECAL SET	1		1355001~1355502	
	0379390240	DECAL SET	1		1355503~1356407	
	0379313000	DECAL SET	1		1356408~	
2	0379300200	• DECAL	2			
3	0359306100	• DECAL	1			
4	0359306200	• DECAL	1			
5	0359306300	• DECAL	2			
6	0359306400	• DECAL	1		1355001~1356407	
6-1	0569321400	• DECAL	1	(H)	1356408~	
7	0359306600	• SYMBOL MARK	1			
8	0359306700	• SYMBOL MARK	1			
9	0359306800	• DECAL	1		1355001~1356407	breaker
9-1	0359325220	• DECAL	1	(H)	1356408~	breaker
10	0359306900	• DECAL	1		1355001~1356407	swing
10-1	0359325270	• DECAL	1	(H)	1356408~	swing
11	0359307000	• DECAL	1		1355001~1356203	JCB pattern
11-1	0359313800	• DECAL	1	(H)	1356204~	JCB pattern
12	0439301100	• DECAL	1		1355001~1356203	ISO pattern
12-1	0349318100	• DECAL	1	(H)	1356204~1356407	ISO pattern
12-2	0359325240	• DECAL	1	(H)	1356408~	ISO pattern
13	0359307100	• SYMBOL MARK	2			HY-TRASH
14	0359300400	• DECAL	1			
15	0359301100	• DECAL	4			
16	0439301400	• DECAL	1		1355001~1356203	A.C.C pedal
	0339318300	• DECAL	1	(H)	1356204~	A.C.C pedal
17	0439307700	• DECAL	1		1355001~1356203	blade
17-1	0569328100	• DECAL	1	(H)	1356204~1356407	blade
17-2	0359325190	• DECAL	1	(H)	1356408~	blade
18	0359307300	• DECAL	2		1355001~1355502	
18-1	0359313200	• DECAL	1			not use
19	0359309100	• DECAL	4			
20	0359315400	• DECAL	1			
21	0359309300	• DECAL	1			
22	0359313100	• DECAL	1		1355001~1356203	
22-1	0359315100	• DECAL	1	(H)	1356204~	
23	0359317200	• DECAL	1			
24	0359315700	• DECAL	1			
25	0329352400	• DECAL	1		1356408~	
26	0359325200	• DECAL	1		1356408~	
	G343f1L					



E3-43k-0-D

DECAL (Italian)(cab)						
Item	Part number	Description	Q'ty	Chan.	Serial No.	Serv. Remarks
1	0379390110	DECAL SET	1		1355001~1355502	
	0379390250	DECAL SET	1		1355503~1356407	
	0379314000	DECAL SET	1		1356408~	
2	0379300200	• DECAL	2			
3	0359306100	• DECAL	1			
4	0359306200	• DECAL	1			
5	0359306300	• DECAL	2			
6	0359306400	• DECAL	1		1355001~1356407	
6-1	0569321400	• DECAL	1	(H)	1356408~	
7	0359306600	• SYMBOL MARK	1			
8	0359306700	• SYMBOL MARK	1			
9	0359306800	• DECAL	1		1355001~1356407	breaker
9-1	0359325220	• DECAL	1	(H)	1356408~	breaker
10	0359306900	• DECAL	1		1355001~1356407	swing
10-1	0359325270	• DECAL	1	(H)	1356408~	swing
11	0359307000	• DECAL	1		1355001~1356203	JCB pattern
11-1	0359313800	• DECAL	1	(H)	1356204~	JCB pattern
12	0439301100	• DECAL	1		1355001~1356203	ISO pattern
12-1	0349318100	• DECAL	1	(H)	1356204~1356407	ISO pattern
12-2	0359325240	• DECAL	1	(H)	1356408~	ISO pattern
13	0359307100	• SYMBOL MARK	2			HY-TRASH
14	0359300400	• DECAL	1			
15	0359301100	• DECAL	4			
16	0439301400	• DECAL	1		1355001~1356203	A.C.C pedal
	0339318300	• DECAL	1	(H)	1356204~	A.C.C pedal
17	0439307700	• DECAL	1		1355001~1356203	blade
17-1	0569329100	• DECAL	1	(H)	1356204~1356407	blade
17-2	0359325190	• DECAL	1	(H)	1356408~	blade
18	0359307300	• DECAL	2		1355001~1355502	
18-1	0359313200	• DECAL	1			not use
19	0359310100	• DECAL	4			
20	0359316400	• DECAL	1			
21	0359310300	• DECAL	1			
22	0359313100	• DECAL	1		1355001~1356203	
	0359316100	• DECAL	1	(H)	1356204~	
23	0359317200	• DECAL	1			
24	0359316700	• DECAL	1			
25	0329352400	• DECAL	1		1356408~	
26	0359325200	• DECAL	1		1356408~	
	G343g1L					



DECAL (Italian)(cab)						
Item	Part number	Description	Q'ty	Chan.	Serial No.	Serv. Remarks
1	0379390110	DECAL SET	1		1355001~1355502	
	0379390250	DECAL SET	1		1355503~1356407	
	0379314000	DECAL SET	1		1356408~	
2	0379300200	• DECAL	2			
3	0359306100	• DECAL	1			
4	0359306200	• DECAL	1			
5	0359306300	• DECAL	2			
6	0359306400	• DECAL	1		1355001~1356407	
6-1	0569321400	• DECAL	1	(H)	1356408~	
7	0359306600	• SYMBOL MARK	1			
8	0359306700	• SYMBOL MARK	1			
9	0359306800	• DECAL	1		1355001~1356407	breaker
9-1	0359325220	• DECAL	1	(H)	1356408~	breaker
10	0359306900	• DECAL	1		1355001~1356407	swing
10-1	0359325270	• DECAL	1	(H)	1356408~	swing
11	0359307000	• DECAL	1		1355001~1356203	JCB pattern
11-1	0359313800	• DECAL	1	(H)	1356204~	JCB pattern
12	0439301100	• DECAL	1		1355001~1356203	ISO pattern
12-1	0349318100	• DECAL	1	(H)	1356204~1356407	ISO pattern
12-2	0359325240	• DECAL	1	(H)	1356408~	ISO pattern
13	0359307100	• SYMBOL MARK	2			HY-TRASH
14	0359300400	• DECAL	1			
15	0359301100	• DECAL	4			
16	0439301400	• DECAL	1		1355001~1356203	A.C.C pedal
	0339318300	• DECAL	1	(H)	1356204~	A.C.C pedal
17	0439307700	• DECAL	1		1355001~1356203	blade
17-1	0569329100	• DECAL	1	(H)	1356204~1356407	blade
17-2	0359325190	• DECAL	1	(H)	1356408~	blade
18	0359307300	• DECAL	2		1355001~1355502	
18-1	0359313200	• DECAL	1			not use
19	0359310100	• DECAL	4			
20	0359316400	• DECAL	1			
21	0359310300	• DECAL	1			
22	0359313100	• DECAL	1		1355001~1356203	
	0359316100	• DECAL	1	(H)	1356204~	
23	0359317200	• DECAL	1			
24	0359316700	• DECAL	1			
25	0329352400	• DECAL	1		1356408~	
26	0359325200	• DECAL	1		1356408~	
	G343g1L					


1
TB035

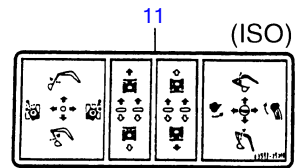
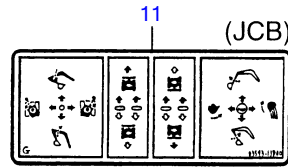
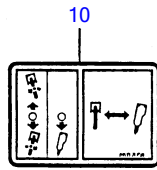
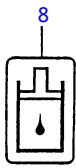
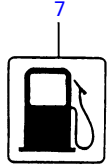
2
Takeuchi

3
Takeuchi

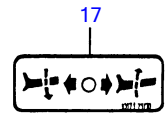

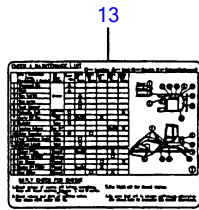
4
Takeuchi

5
ACHTUNG
 Der Aufenthalt im
 Gefahrenbereich
 ist verboten

6
 **ACHTUNG**
 VOR DEM ÖFFNEN
 MOTOR ABSTELLEN





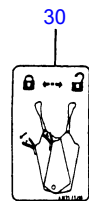
12
HY-TRASM



26
 **WARNUNG**
 Bei Arbeiten mit dem Hydrauliksystem sind die folgenden
 Punkte zu beachten:
 1. Prüfen Sie das Ölstand.
 2. Prüfen Sie die Ölfüllmenge.
 3. Prüfen Sie die Öltemperatur.
 4. Prüfen Sie die Ölqualität.
 5. Prüfen Sie die Ölmenge.
 6. Prüfen Sie die Ölmenge.
 7. Prüfen Sie die Ölmenge.
 8. Prüfen Sie die Ölmenge.
 9. Prüfen Sie die Ölmenge.
 10. Prüfen Sie die Ölmenge.



29
 **ACHTUNG**
 1. Prüfen Sie den Ölstand.
 2. Prüfen Sie die Ölfüllmenge.
 3. Prüfen Sie die Öltemperatur.
 4. Prüfen Sie die Ölqualität.
 5. Prüfen Sie die Ölmenge.
 6. Prüfen Sie die Ölmenge.
 7. Prüfen Sie die Ölmenge.
 8. Prüfen Sie die Ölmenge.
 9. Prüfen Sie die Ölmenge.
 10. Prüfen Sie die Ölmenge.



DECAL (German) (canopy)							
Item	Part number	Description	Q'ty	Chan.	Serial No.	Serv.	Remarks
0	0379331000	DECAL SET (English)	1				
	0379332000	DECAL SET (German)	1				
	0379333000	DECAL SET (French)	1				
	0379334000	DECAL SET (Italian)	1				
	0379335000	DECAL SET (U.S. TAKEUCHI)	1				
1	0379300200	• DECAL	2				
2	0359306100	• DECAL	1				
3	0359306200	• DECAL	1				
4	0359306300	• DECAL	2				
5	0359306500	• DECAL (English, U.S.)	4				
	0359308100	• DECAL (German)	4				
	0359309100	• DECAL (French)	4				
	0359310100	• DECAL (Italian)	4				
6	0359307400	• DECAL (English, U.S.)	1				
	0359314400	• DECAL (German)	1				
	0359315400	• DECAL (French)	1				
	0359316400	• DECAL (Italian)	1				
7	0359306600	• SYMBOL MARK	1				
8	0359306700	• SYMBOL MARK	1				
9	0359325220	• DECAL	1				breaker
10	0359325270	• DECAL	1				swing
11	0359313800	• DECAL	1				JCB pattern
	0359325240	• DECAL	1				ISO pattern
12	0359307100	• SYMBOL MARK	2				HY-TRASH
13	0359307200	• DECAL (English, U.S.)	1				
	0359308300	• DECAL (German)	1				
	0359309300	• DECAL (French)	1				
	0359310300	• DECAL (Italian)	1				
14	0359300400	• DECAL	1				
15	0359301100	• DECAL	4				
16	0339318300	• DECAL	1				A.C.C pedal
17	0359325190	• DECAL	1				blade
18	X *****	• DECAL	1				
19	X *****	• DECAL	1				
20	X *****	• DECAL (French)	1				
21	X *****	• SCREW	4				
	X *****	• SCREW (French)	8				
26	0359313100	• DECAL (English U.S.)	1				
	0359313300	• DECAL (German)	1				
	0359315100	• DECAL (French)	1				
	0359316100	• DECAL (Italian)	1				
27	0359317200	• DECAL (G, F, I)	1				
28	0569321980	• DECAL (English, U.S.)	1				
29	0359313700	• DECAL (English, U.S.)	1				
	0359314700	• DECAL (German)	1				
	0359315700	• DECAL (French)	1				
	0359316700	• DECAL (Italian)	1				
30	0359325200	• DECAL	1				
31	0359313900	• DECAL (U.S. TAKEUCHI)	1				
32	0329352400	• DECAL	1				
	G343q0L						

1
TB035

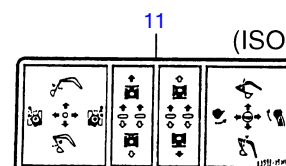
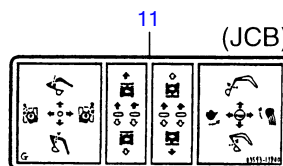
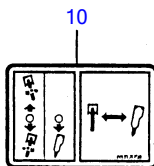
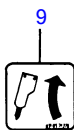
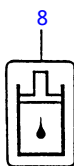
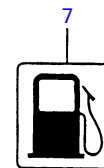
2
TAKEUCHI

3
TAKEUCHI

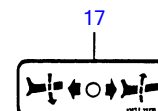
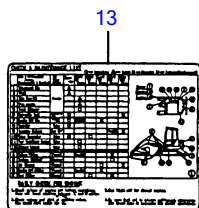
4
TAKEUCHI

5
ATTENTION
 Défense d'entrer
 dans la zone
 d'orientation

6
ATTENTION
 Arrêter le moteur avant
 d'ouvrir le capot



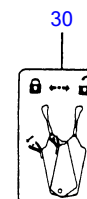
12
HY-TRASM



26
AVERTISSEMENT
 LE FAUT DE SÉVÉR ou DE DÉSECHÈRE LA
 PLUIE-ROSE. PAVANT QUE LE MOTIVEUR
 FONCTIONNE. DE DÉCHÈRE LA MACHINERIE.
 ARRÊTER LE MOTEUR. LORS DE MANŒUVRES
 DE LA CHASSIS.
 Il faut faire savoir le danger pendant que le pilote
 avance son matériel. Faire les gestes suivants.
 1. Arrêter le moteur.
 2. Déplacer le bras hydraulique vers l'arrière.
 3. Déplacer le levier de commande de la direction
 vers l'arrière.
 4. Ouvrir les freins de service de manière à
 empêcher le bras de se lever et le bras de
 départ de s'élever sans permission avant.
 5. Déplacer le bras de commande des bras
 hydrauliques vers l'avant, les ramener à leur position
 normale.
 6. Ouvrir le moteur.
 7. Ouvrir le frein de service avant de faire
 avancer la machine.
 8. Éviter de partir de ses positions de démarrage
 impitoyable de la machine de chantier.
 90033-12300

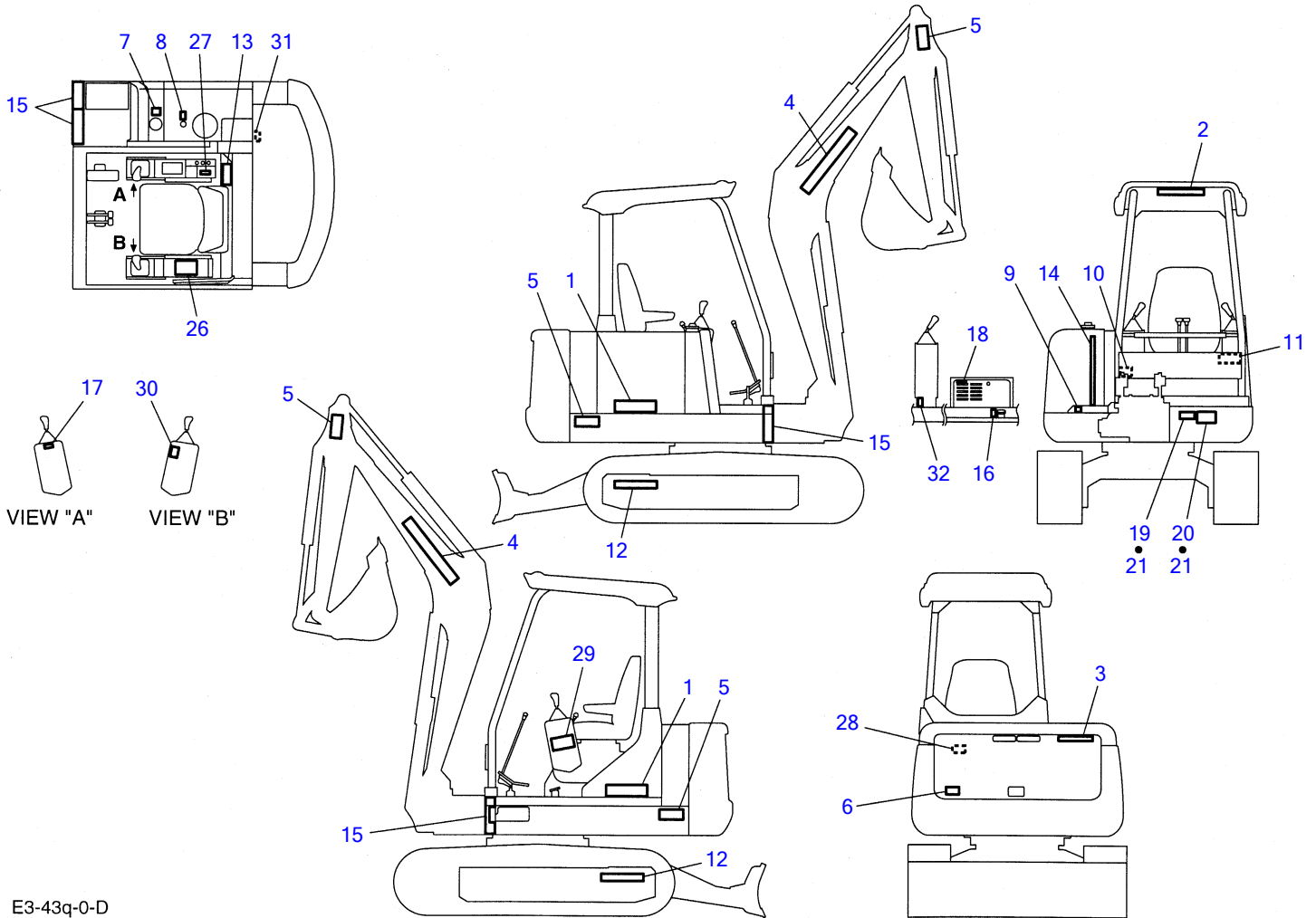


29
ATTENTION
 1. Avant d'installer une roue de secours, si le véhicule
 s'est mal incliné, arrêter le moteur et lui retourner.
 2. Avant de tirer ou de pousser la roue, régler les
 ressorts de la roue d'utilisation avant que la roue
 s'équilibre.
 3. Contrôler une fois les ressorts de sécurité installés
 et en cours de service.
 4. Éviter les accidents de sécurité, avant de travailler
 avec le véhicule.



DECAL (French) (canopy)

Item	Part number	Description	Q'ty	Chan.	Serial No.	Serv.	Remarks
0	0379331000	DECAL SET (English)	1				
	0379332000	DECAL SET (German)	1				
	0379333000	DECAL SET (French)	1				
	0379334000	DECAL SET (Italian)	1				
	0379335000	DECAL SET (U.S. TAKEUCHI)	1				
1	0379300200	• DECAL	2				
2	0359306100	• DECAL	1				
3	0359306200	• DECAL	1				
4	0359306300	• DECAL	2				
5	0359306500	• DECAL (English, U.S.)	4				
	0359308100	• DECAL (German)	4				
	0359309100	• DECAL (French)	4				
	0359310100	• DECAL (Italian)	4				
6	0359307400	• DECAL (English, U.S.)	1				
	0359314400	• DECAL (German)	1				
	0359315400	• DECAL (French)	1				
	0359316400	• DECAL (Italian)	1				
7	0359306600	• SYMBOL MARK	1				
8	0359306700	• SYMBOL MARK	1				
9	0359325220	• DECAL	1				breaker
10	0359325270	• DECAL	1				swing
11	0359313800	• DECAL	1				JCB pattern
	0359325240	• DECAL	1				ISO pattern
12	0359307100	• SYMBOL MARK	2				HY-TRASH
13	0359307200	• DECAL (English, U.S.)	1				
	0359308300	• DECAL (German)	1				
	0359309300	• DECAL (French)	1				
	0359310300	• DECAL (Italian)	1				
14	0359300400	• DECAL	1				
15	0359301100	• DECAL	4				
16	0339318300	• DECAL	1				A.C.C pedal
17	0359325190	• DECAL	1				blade
18	X *****	• DECAL	1				
19	X *****	• DECAL	1				
20	X *****	• DECAL (French)	1				
21	X *****	• SCREW	4				
	X *****	• SCREW (French)	8				
26	0359313100	• DECAL (English U.S.)	1				
	0359313300	• DECAL (German)	1				
	0359315100	• DECAL (French)	1				
	0359316100	• DECAL (Italian)	1				
27	0359317200	• DECAL (G, F, I)	1				
28	0569321980	• DECAL (English, U.S.)	1				
29	0359313700	• DECAL (English, U.S.)	1				
	0359314700	• DECAL (German)	1				
	0359315700	• DECAL (French)	1				
	0359316700	• DECAL (Italian)	1				
30	0359325200	• DECAL	1				
31	0359313900	• DECAL (U.S. TAKEUCHI)	1				
32	0329352400	• DECAL	1				
	G343q0L						



DECAL (canopy)							
Item	Part number	Description	Q'ty	Chan.	Serial No.	Serv.	Remarks
0	0379331000	DECAL SET (English)	1				
	0379332000	DECAL SET (German)	1				
	0379333000	DECAL SET (French)	1				
	0379334000	DECAL SET (Italian)	1				
	0379335000	DECAL SET (U.S. TAKEUCHI)	1				
1	0379300200	• DECAL	2				
2	0359306100	• DECAL	1				
3	0359306200	• DECAL	1				
4	0359306300	• DECAL	2				
5	0359306500	• DECAL (English, U.S.)	4				
	0359308100	• DECAL (German)	4				
	0359309100	• DECAL (French)	4				
	0359310100	• DECAL (Italian)	4				
6	0359307400	• DECAL (English, U.S.)	1				
	0359314400	• DECAL (German)	1				
	0359315400	• DECAL (French)	1				
	0359316400	• DECAL (Italian)	1				
7	0359306600	• SYMBOL MARK	1				
8	0359306700	• SYMBOL MARK	1				
9	0359325220	• DECAL	1				breaker
10	0359325270	• DECAL	1				swing
11	0359313800	• DECAL	1				JCB pattern
	0359325240	• DECAL	1				ISO pattern
12	0359307100	• SYMBOL MARK	2				HY-TRASH
13	0359307200	• DECAL (English, U.S.)	1				
	0359308300	• DECAL (German)	1				
	0359309300	• DECAL (French)	1				
	0359310300	• DECAL (Italian)	1				
14	0359300400	• DECAL	1				
15	0359301100	• DECAL	4				
16	0339318300	• DECAL	1				A.C.C pedal
17	0359325190	• DECAL	1				blade
18	X *****	• DECAL	1				
19	X *****	• DECAL	1				
20	X *****	• DECAL (French)	1				
21	X *****	• SCREW	4				
	X *****	• SCREW (French)	8				
26	0359313100	• DECAL (English U.S.)	1				
	0359313300	• DECAL (German)	1				
	0359315100	• DECAL (French)	1				
	0359316100	• DECAL (Italian)	1				
27	0359317200	• DECAL (G, F, I)	1				
28	0569321980	• DECAL (English, U.S.)	1				
29	0359313700	• DECAL (English, U.S.)	1				
	0359314700	• DECAL (German)	1				
	0359315700	• DECAL (French)	1				
	0359316700	• DECAL (Italian)	1				
30	0359325200	• DECAL	1				
31	0359313900	• DECAL (U.S. TAKEUCHI)	1				
32	0329352400	• DECAL	1				
	G343q0L						


1
TB035

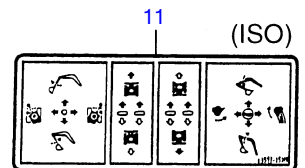
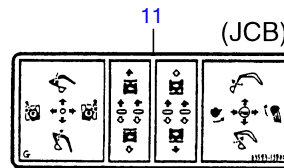
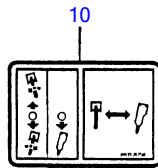
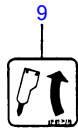
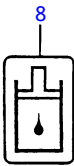
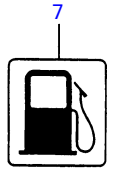
2
TAKEUCHI

3
TAKEUCHI

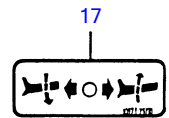
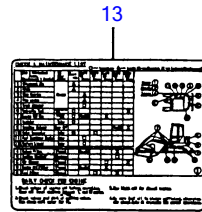
4
TAKEUCHI

5
WARNING
 DO NOT
 enter into
 swinging area


6
 **CAUTION**
 STOP ENGINE
 BEFORE OPENING




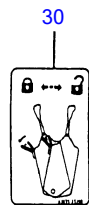
12
HY-TRASM



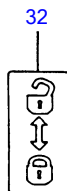
26
WARNING
**RAISING OR LOWERING
 PLATFORM WHILE ENGINE
 IS RUNNING MAY CAUSE
 THE MACHINES TO MOVE**
 If it becomes necessary to run the
 machine while the platform is raised
 under these conditions, be certain
 under these conditions:
 1) Stop engine
 2) Adjust Seat Belt Restraint
 3) Turn L.E. (Load Sensing) Switch
 4) Turn on the Platform
 5) Take care that hydraulic system
 pressure is maintained and that
 engine is running.
 6) Move hydraulic lower body forward (see 26)
 7) Start the engine.
 8) Be sure to stop the engine before
 lowering the platform.

28
 **WARNING**
 Engine may be HOT

29
 **WARNING**
 1- This machine, if improperly operated or
 maintained can cause bodily harm, or even DEATH.
 2- Read and understand the owners manual
 supplied with this machine before operating.
 3- Keep all safety devices in place and
 functional.
 4- Do not operate the machine unless the seat
 belt is properly fastened around you.



31
 System Contains 50/50
 Ethylene Glycol Antifreeze
 / Water Mixture



DECAL (English) (canopy)

Item	Part number	Description	Q'ty	Chan.	Serial No.	Serv.	Remarks
0	0379331000	DECAL SET (English)	1				
	0379332000	DECAL SET (German)	1				
	0379333000	DECAL SET (French)	1				
	0379334000	DECAL SET (Italian)	1				
	0379335000	DECAL SET (U.S. TAKEUCHI)	1				
1	0379300200	• DECAL	2				
2	0359306100	• DECAL	1				
3	0359306200	• DECAL	1				
4	0359306300	• DECAL	2				
5	0359306500	• DECAL (English, U.S.)	4				
	0359308100	• DECAL (German)	4				
	0359309100	• DECAL (French)	4				
	0359310100	• DECAL (Italian)	4				
6	0359307400	• DECAL (English, U.S.)	1				
	0359314400	• DECAL (German)	1				
	0359315400	• DECAL (French)	1				
	0359316400	• DECAL (Italian)	1				
7	0359306600	• SYMBOL MARK	1				
8	0359306700	• SYMBOL MARK	1				
9	0359325220	• DECAL	1				breaker
10	0359325270	• DECAL	1				swing
11	0359313800	• DECAL	1				JCB pattern
	0359325240	• DECAL	1				ISO pattern
12	0359307100	• SYMBOL MARK	2				HY-TRASH
13	0359307200	• DECAL (English, U.S.)	1				
	0359308300	• DECAL (German)	1				
	0359309300	• DECAL (French)	1				
	0359310300	• DECAL (Italian)	1				
14	0359300400	• DECAL	1				
15	0359301100	• DECAL	4				
16	0339318300	• DECAL	1				A.C.C pedal
17	0359325190	• DECAL	1				blade
18	X *****	• DECAL	1				
19	X *****	• DECAL	1				
20	X *****	• DECAL (French)	1				
21	X *****	• SCREW	4				
	X *****	• SCREW (French)	8				
26	0359313100	• DECAL (English U.S.)	1				
	0359313300	• DECAL (German)	1				
	0359315100	• DECAL (French)	1				
	0359316100	• DECAL (Italian)	1				
27	0359317200	• DECAL (G, F, I)	1				
28	0569321980	• DECAL (English, U.S.)	1				
29	0359313700	• DECAL (English, U.S.)	1				
	0359314700	• DECAL (German)	1				
	0359315700	• DECAL (French)	1				
	0359316700	• DECAL (Italian)	1				
30	0359325200	• DECAL	1				
31	0359313900	• DECAL (U.S. TAKEUCHI)	1				
32	0329352400	• DECAL	1				
	G343q0L						


1
TB035

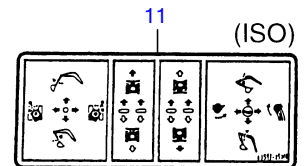
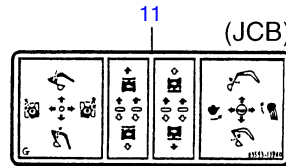
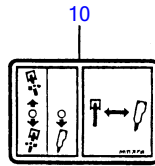
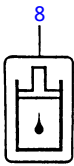
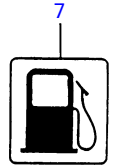
2
TAKEUCHI

3
TAKEUCHI

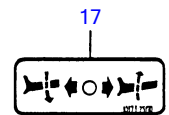
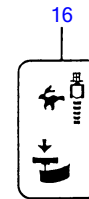
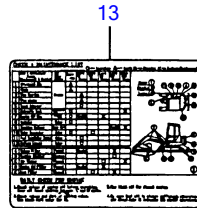
4
TAKEUCHI


5
ATTENZIONE
 Non restare
 nella zona di
 lavoro della macchina

6
 **ATTENZIONE**
 Spegnere il motore
 prima di aprire il
 cofano.




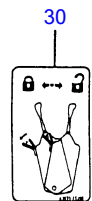
12
HY-TRASM



26
 **ATTENZIONE**
**RAISING OR LOWERING
 PLATFORM WHILE ENGINE
 IS RUNNING MAY CAUSE
 THE MACHINE TO MOVE**
 If it becomes necessary to run the
 machine while the platform is raised
 follow these steps:
 1) Stop Engine
 2) Hold Down Safety Switch
 3) Hold L.L. (Lower) Release Pushy Switch
 4) Release the Platform
 5) Hold down that function control
 lever. Make sure that these safety
 lever are in control.
 6) Once platform lower fully descend lever fully
 7) Check the engine
 8) Be sure to stop the machine before
 lowering the platform

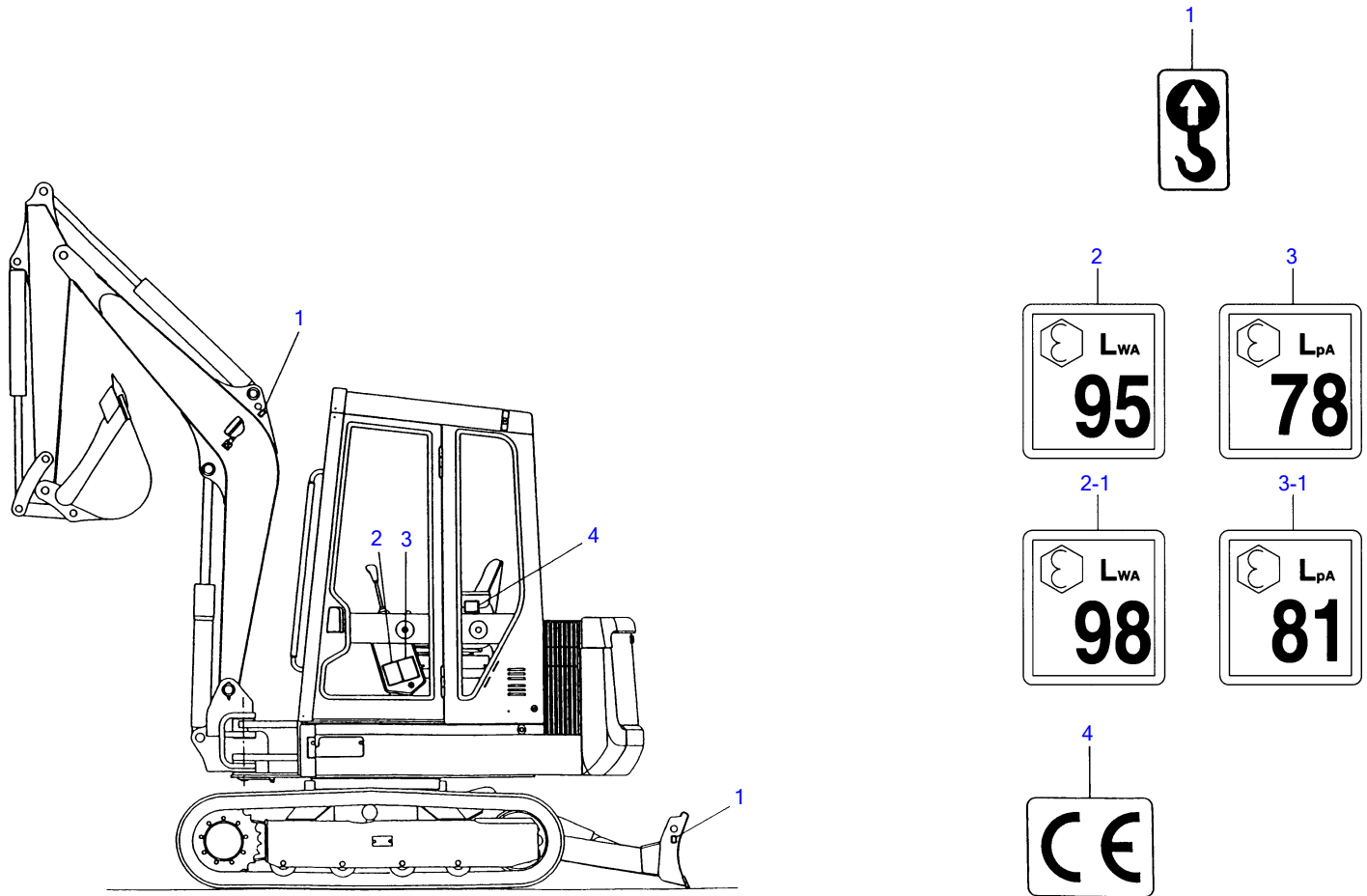


29
 **ATTENZIONE**
 1. Pericolo di lesioni con rischio di morte, se la macchina
 non è sufficientemente stabile o se il sito affonda, evitare
 movimenti.
 2. Prima dell'uso, la piattaforma della macchina, mettere leggere
 il movimento il livello di inclinazione, compasso con il livello.
 3. Controllare con tutti i dispositivi di sicurezza prima di usare
 la sezione di lavoro.
 4. Affiancare le estremità di sicurezza, prima di lavorare con la macchina.



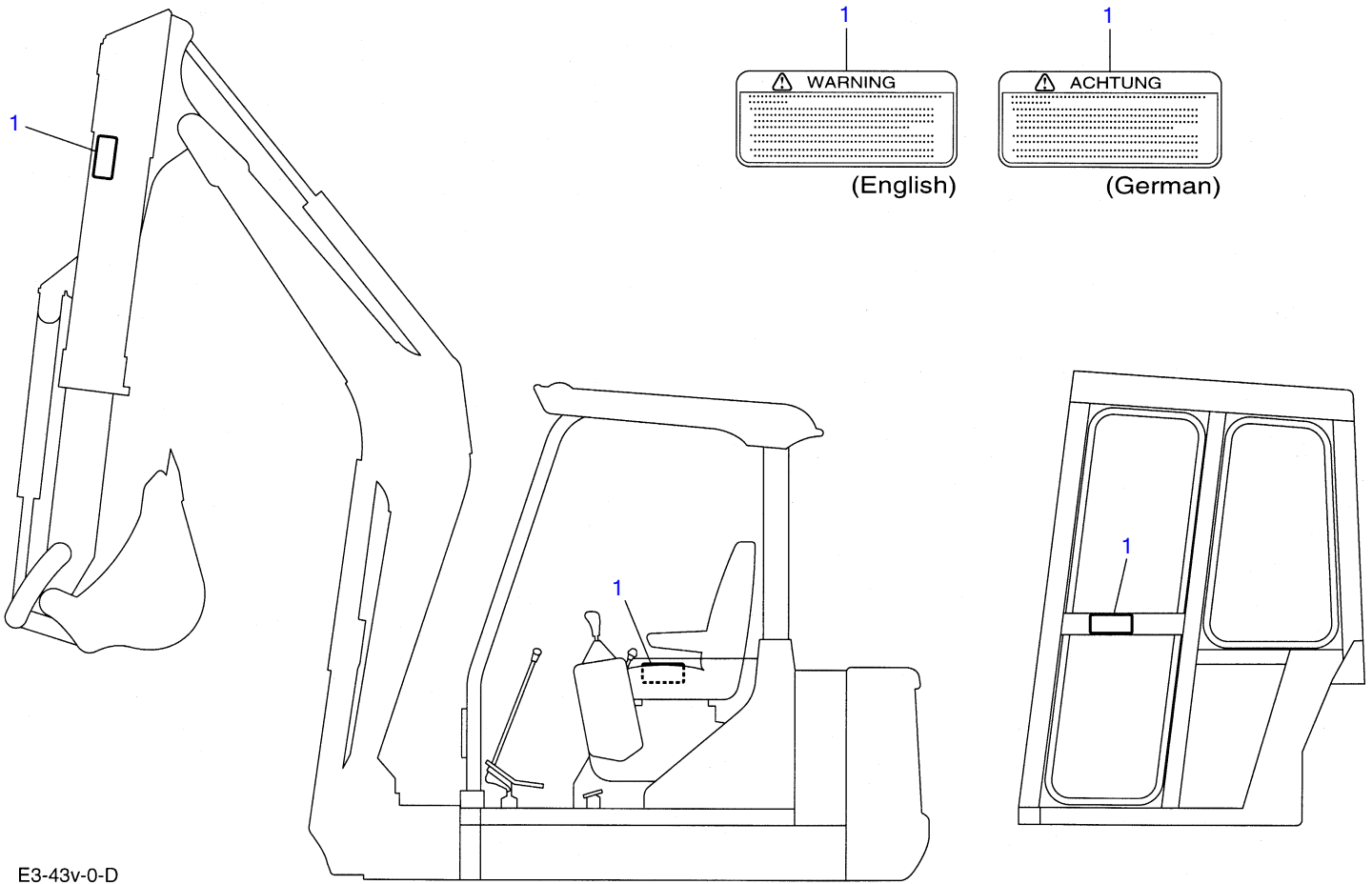
DECAL (Italian) (canopy)

Item	Part number	Description	Q'ty	Chan.	Serial No.	Serv.	Remarks
0	0379331000	DECAL SET (English)	1				
	0379332000	DECAL SET (German)	1				
	0379333000	DECAL SET (French)	1				
	0379334000	DECAL SET (Italian)	1				
	0379335000	DECAL SET (U.S. TAKEUCHI)	1				
1	0379300200	• DECAL	2				
2	0359306100	• DECAL	1				
3	0359306200	• DECAL	1				
4	0359306300	• DECAL	2				
5	0359306500	• DECAL (English, U.S.)	4				
	0359308100	• DECAL (German)	4				
	0359309100	• DECAL (French)	4				
	0359310100	• DECAL (Italian)	4				
6	0359307400	• DECAL (English, U.S.)	1				
	0359314400	• DECAL (German)	1				
	0359315400	• DECAL (French)	1				
	0359316400	• DECAL (Italian)	1				
7	0359306600	• SYMBOL MARK	1				
8	0359306700	• SYMBOL MARK	1				
9	0359325220	• DECAL	1				breaker
10	0359325270	• DECAL	1				swing
11	0359313800	• DECAL	1				JCB pattern
	0359325240	• DECAL	1				ISO pattern
12	0359307100	• SYMBOL MARK	2				HY-TRASH
13	0359307200	• DECAL (English, U.S.)	1				
	0359308300	• DECAL (German)	1				
	0359309300	• DECAL (French)	1				
	0359310300	• DECAL (Italian)	1				
14	0359300400	• DECAL	1				
15	0359301100	• DECAL	4				
16	0339318300	• DECAL	1				A.C.C pedal
17	0359325190	• DECAL	1				blade
18	X *****	• DECAL	1				
19	X *****	• DECAL	1				
20	X *****	• DECAL (French)	1				
21	X *****	• SCREW	4				
	X *****	• SCREW (French)	8				
26	0359313100	• DECAL (English U.S.)	1				
	0359313300	• DECAL (German)	1				
	0359315100	• DECAL (French)	1				
	0359316100	• DECAL (Italian)	1				
27	0359317200	• DECAL (G, F, I)	1				
28	0569321980	• DECAL (English, U.S.)	1				
29	0359313700	• DECAL (English, U.S.)	1				
	0359314700	• DECAL (German)	1				
	0359315700	• DECAL (French)	1				
	0359316700	• DECAL (Italian)	1				
30	0359325200	• DECAL	1				
31	0359313900	• DECAL (U.S. TAKEUCHI)	1				
32	0329352400	• DECAL	1				
	G343q0L						



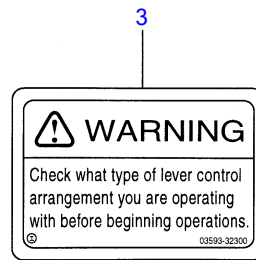
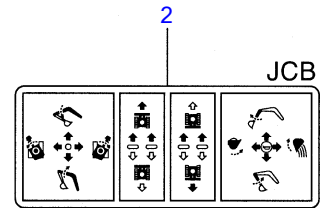
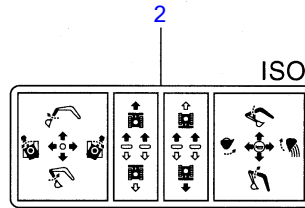
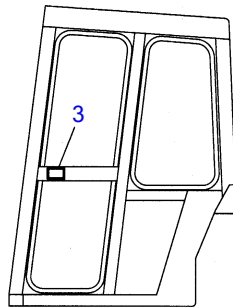
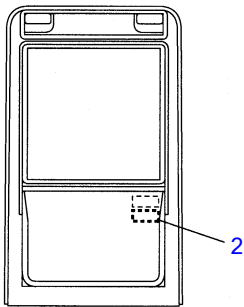
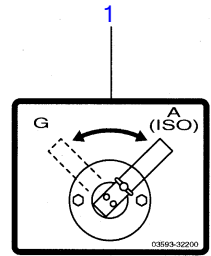
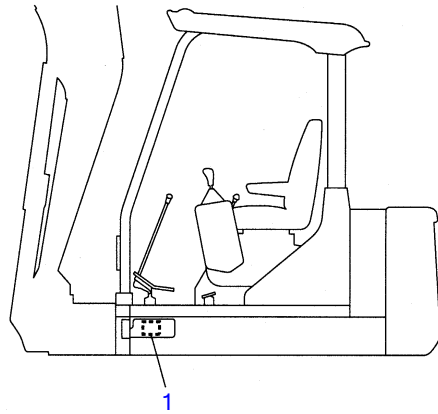
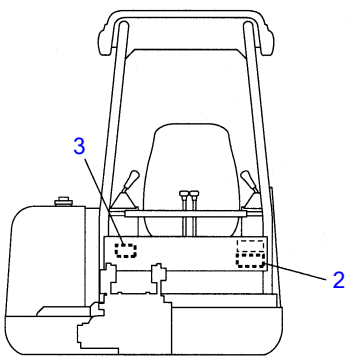
G3-43n-1-D

Item	Part number	Description	Q'ty	DECAL (for EU)		Serv.	Remarks
				Chan.	Serial No.		
1	0399300500	DECAL	3				
2	0339319100	DECAL	1		1355001~1357593		
2-1	0379321100	DECAL	1		1357594~		
3	0399300700	DECAL	1		1355001~1357593		
3-1	0569336400	DECAL	1		1357594~		
4	0399300800	DECAL	1				
	G343n1L						



E3-43v-0-D

Item	Part number	Description	DECAL (telescopic arm)			Remarks
			Q'ty	Chan.	Serial No.	
0	0379327000	DECAL SET	1			English
	0379328000	DECAL SET	1			German
1	0379327100	• DECAL	2			English
	0379328100	• DECAL	2			German
	G343v0L					

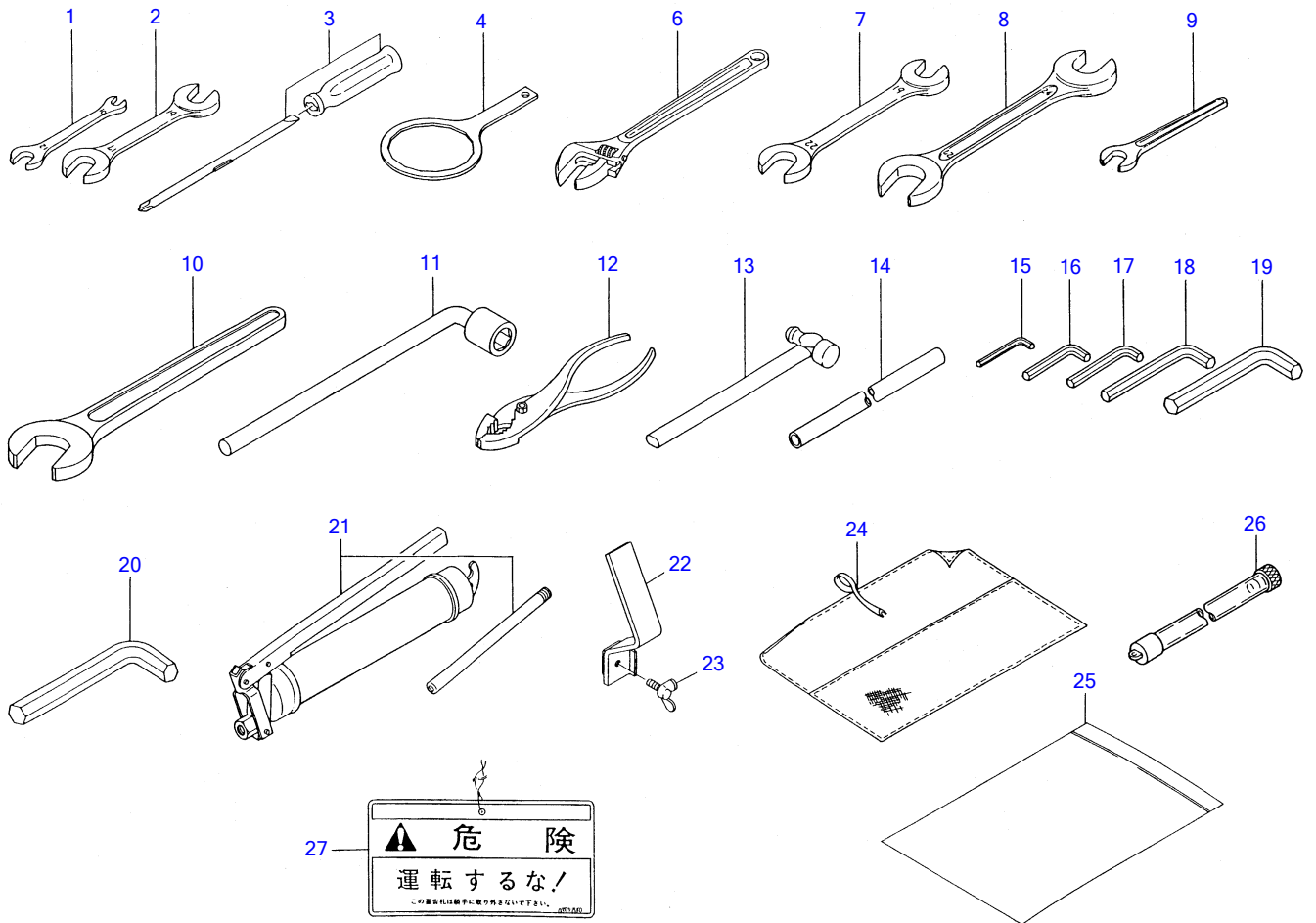


E3-43w-0-D

English






German

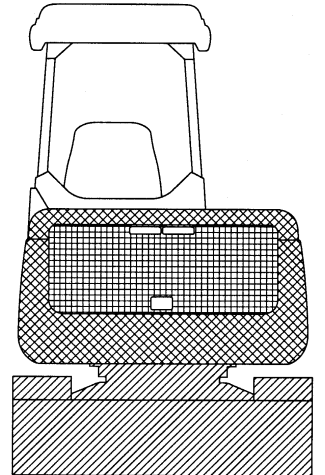
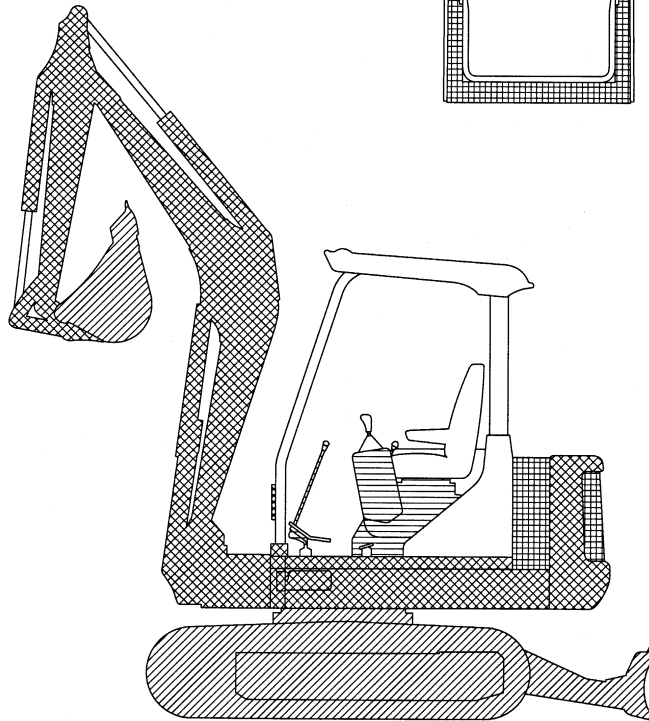
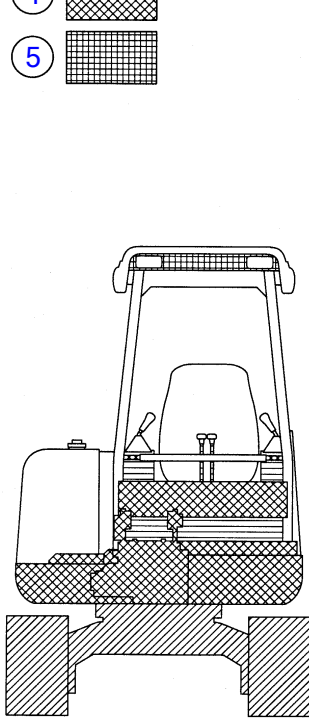
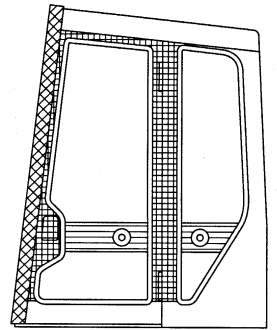
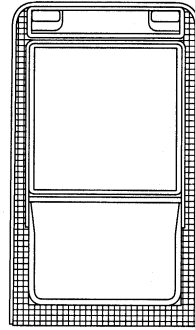
Item	Part number	Description	DECAL (selector valve)			Remarks
			Q'ty	Chan.	Serial No.	
0	0379329000	DECAL SET	1			English
	0379330000	DECAL SET	1			German
1	0359332200	• DECAL	1			
2	0359313800	• DECAL	1			JCB
	0359325240	• DECAL	1			ISO
3	0359332300	• DECAL	1			English
	0359332400	• DECAL	1			German
	G343w0L					



E3-44a-5-D

Item	Part number	Description	TOOL				Remarks
			Q'ty	Chan.	Serial No.	Serv.	
1	1910047081	SPANNER	1				Y 28110-100120
2	1910047082	SPANNER	1				Y 28110-14017
3	1910006112	DRIBER	1				Y 104200-92350
4	1910050097	WRENCH, filter	1				Y 127610-92750
5	0359290020	TOOL SET	1				for Japan
	0359290030	TOOL SET	1				
6	1690400250	▪ MONKEY WRENCH	1				
7	1690001922	▪ SPANNER	1				
8	1690002427	▪ SPANNER	1				
9	1690100013	▪ SPANNER	1				
10	1690100041	▪ SPANNER	1				
11	1690830019	▪ L-WRENCH	1				
12	1690500200	▪ PRIER	1				
13	1690300330	▪ HAMMER	1				
14	0007900009	▪ PIPE	1				
15	1690600400	▪ WRENCH, hex	1				
16	1690600500	▪ WRENCH, hex	1				
17	1690600600	▪ WRENCH, hex	1				
18	1690600800	▪ WRENCH, hex	1				
19	1690601000	▪ WRENCH, hex	1				
20	1690601400	▪ WRENCH, hex	1				
21	1691060600	▪ GUN ASSY, grease	1				
	1691010800	▪ GUN ASSY, grease	1				for Japan
22	0359204100	▪ STOPPER	1				
23	1121530820	▪ BOLT	1				
24	1691400001	▪ CASE, tool	1				
25	1691900001	▪ CASE	1				for Japan
26	1554512600	TUBE	1				for EU
27	0359325160	DECAL	1				for Japan
	E344a5L						

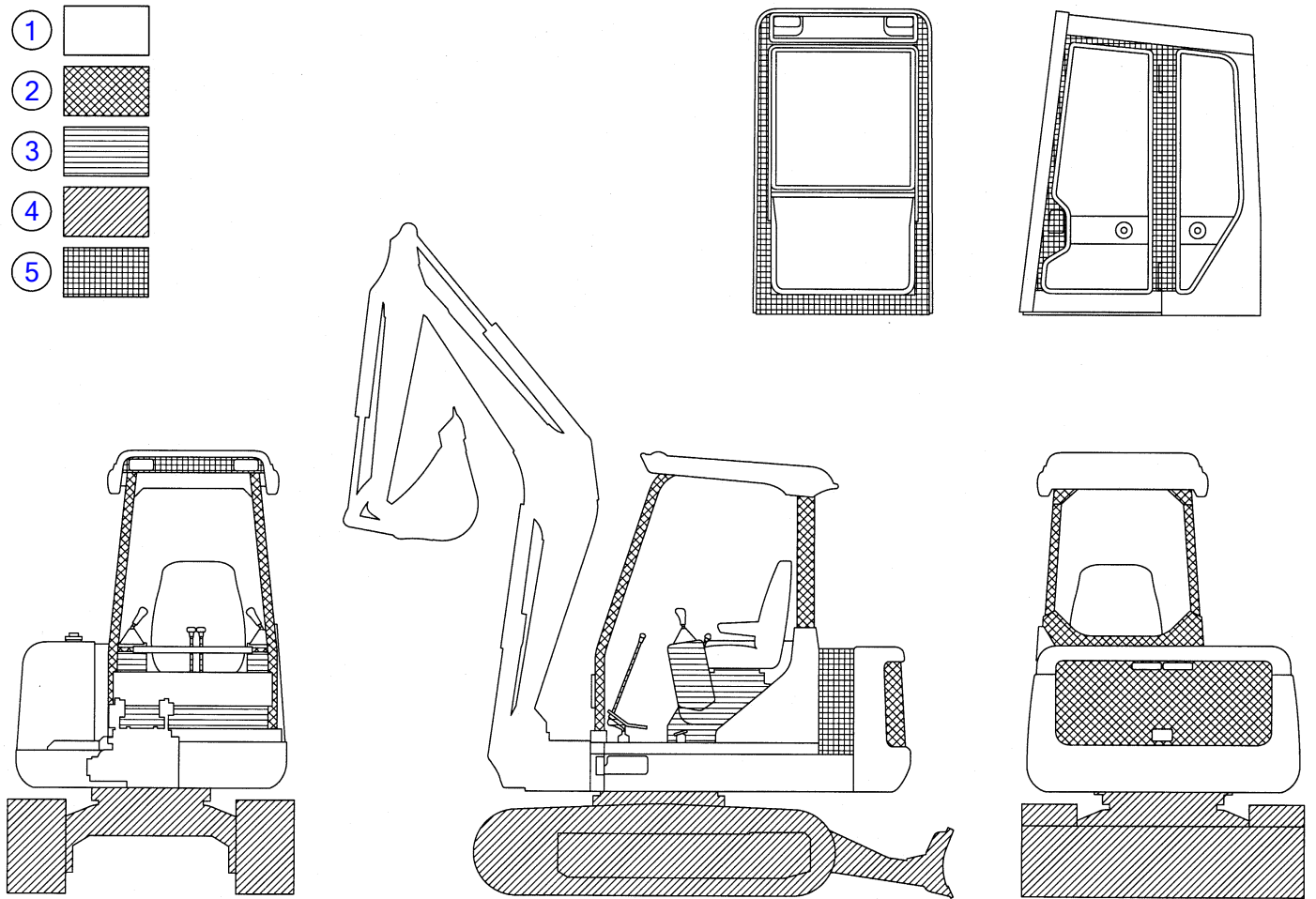
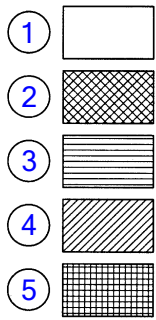
- ① 
- ② 
- ③ 
- ④ 
- ⑤ 



E3-44b-0-D

PAINTED COLOR (for TCM)






Item	Part number	Description	Q'ty	Chan.	Serial No.	Serv.	Remarks
		PAINTED COLOR					
1	1919060099	GRAY	1				
	1919069099	GRAY	1				spray
2	1919060101	GRAY, brown	1				
	1919069101	GRAY, brown	1				spray
3	1919060103	BROWN, gray	1				
	1919069103	BROWN, gray	1				spray
4	1919060118	NEW YELLOW	1				
	1919069118	NEW YELLOW	1				spray
5	1919060053	BLACK	1				
7	1919060090	ORANGE YELLOW	1				FITTING, grease
	E344b0L						

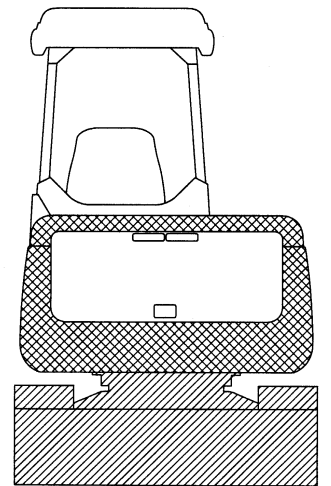
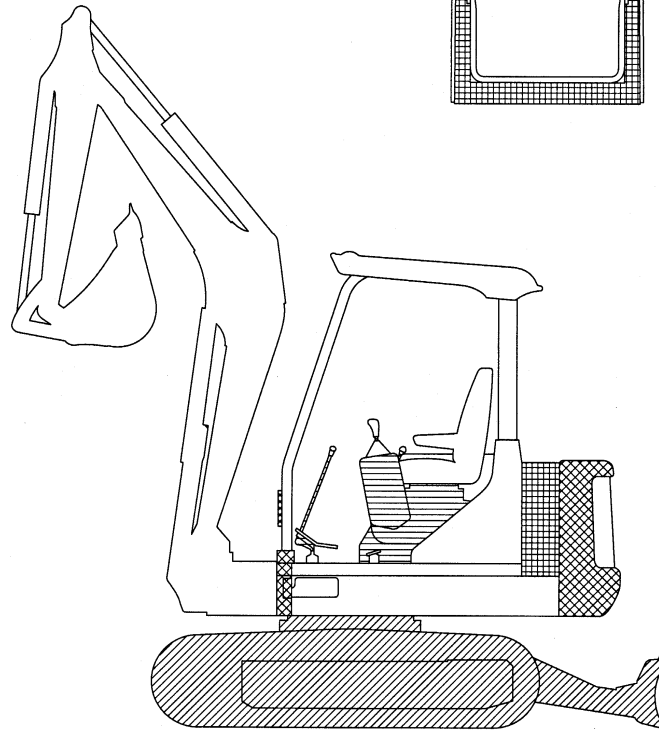
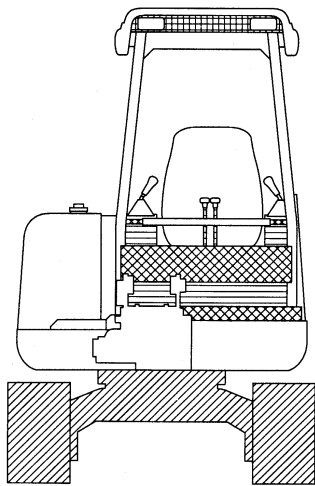
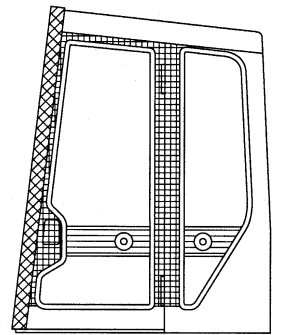
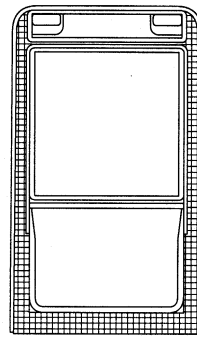


E3-44c-0-D

PAINTED COLOR (for Japan)

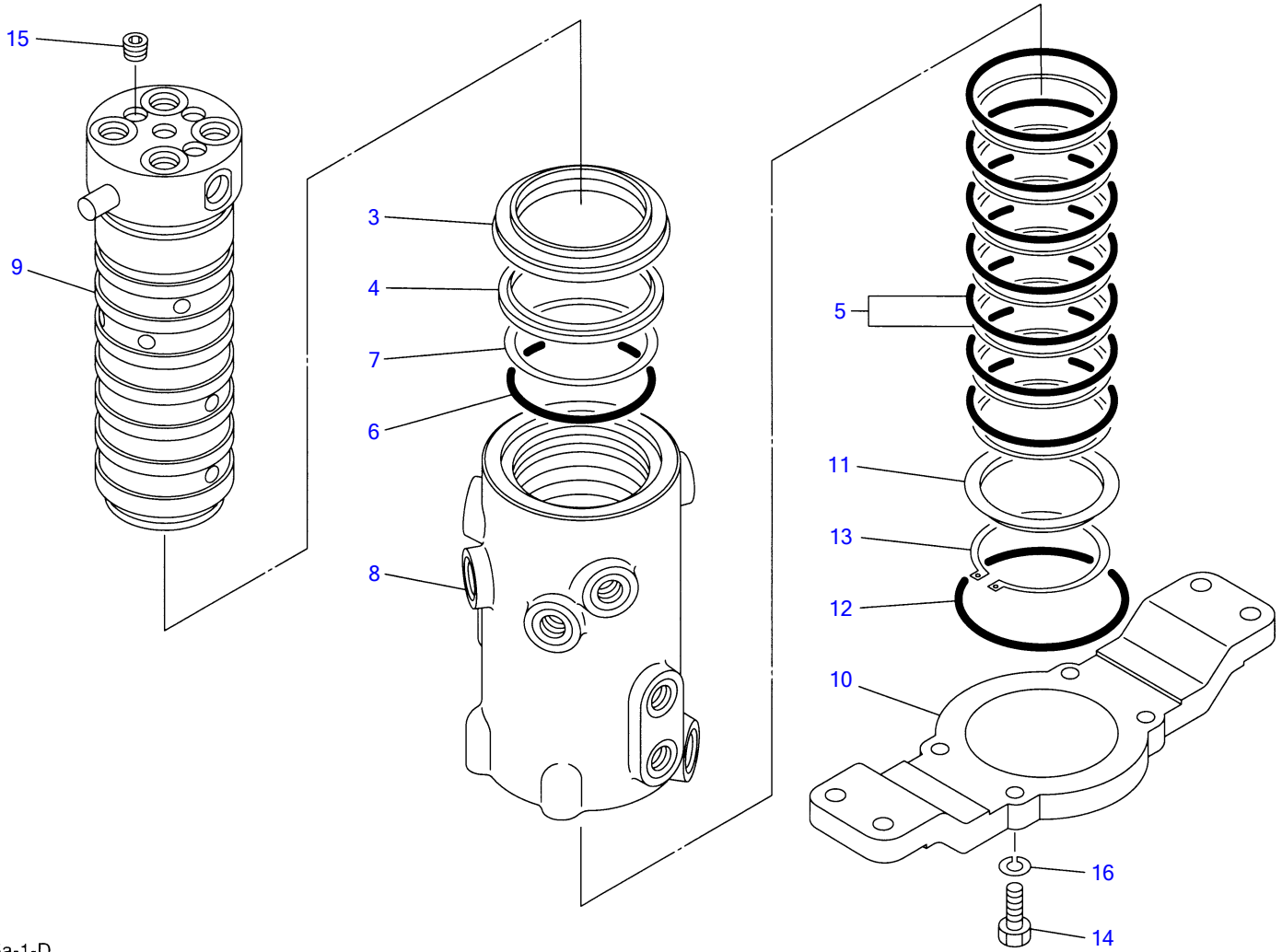
Item	Part number	Description	Q'ty	Chan.	Serial No.	Serv.	Remarks
		PAINTED COLOR					
1	1919060140	BLUE, marine	1				
	1919069140	BLUE, marine	1				spray
2	1919060161	WHITE	1				
	1919069161	WHITE	1				spray
3	1919060103	BROWN, gray	1				
	1919069103	BROWN, gray	1				spray
4	1919060101	GRAY, brown	1				
	1919069101	GRAY, brown	1				spray
5	1919060053	BLACK	1				
7	1919060090	ORANGE YELLOW	1				FITTING, grease
	E344c0L						

- ① 
- ② 
- ③ 
- ④ 
- ⑤ 



E3-44d-0-D

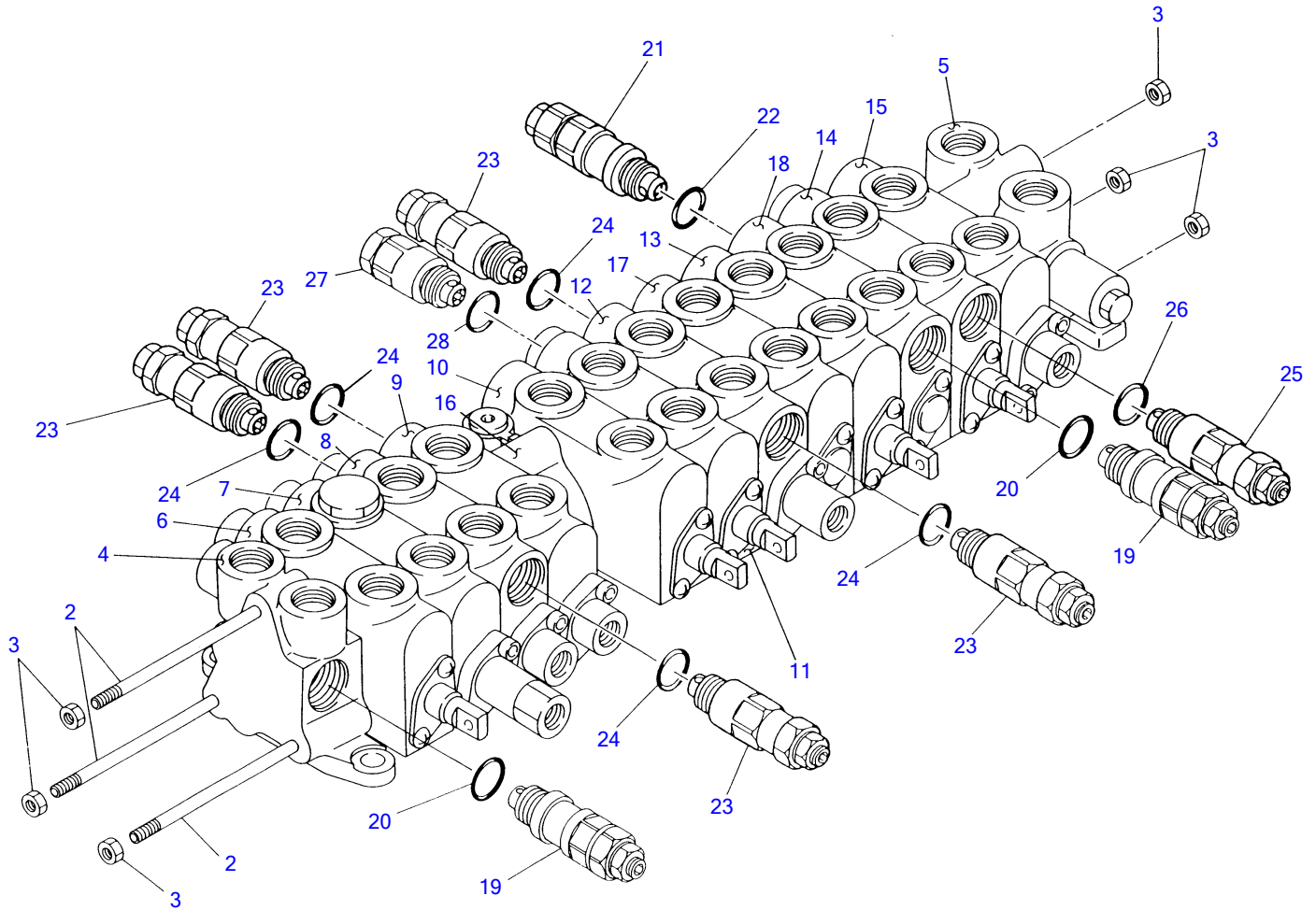
Item	Part number	Description	PAINTED COLOR			Remarks
			Q'ty	Chan.	Serial No.	
		PAINTED COLOR				
1	1919060099	GRAY	1			
	1919069099	GRAY	1			spray
2	1919060101	GRAY, brown	1			
	1919069101	GRAY, brown	1			spray
3	1919060103	BROWN, gray	1			
	1919069103	BROWN, gray	1			spray
4	1919060105	RED	1			
	1919069105	RED	1			spray
5	1919060053	BLACK	1			
7	1919060090	ORANGE YELLOW	1			FITTING, grease
	E344d0L					



Z4-45a-1-D

SWIVEL JOINT

Item	Part number	Description	Q'ty	Chan.	Serial No.	Serv.	Remarks
1	1904005900	JOINT, swivel	1				
2	1904006399	• KIT, seal	1				
3	X 1904002391	• • SEAL, dust	1				
4	X 190400494	• • SEAL, dust	1				
5	X 1904004506	• • SEAL, slipper	7				
6	X 1420010800	• • O-RING	1				
7	X 1421030800	• • RING, back-up	1				
8	X 1904005901	• HUB	1				
9	X 1904005911	• SHAFT	1				
10	X 1904003621	• FLANGE	1				
11	X 1904003691	• SPACER	1				
12	1420110950	• O-RING	1				
13	1221000072	• RING, snap	1				
14	1100041030	• BOLT	4				
15	1501810002	• PLUG	3				
16	1140010010	• WASHER, spring	4				
	F345a1L						



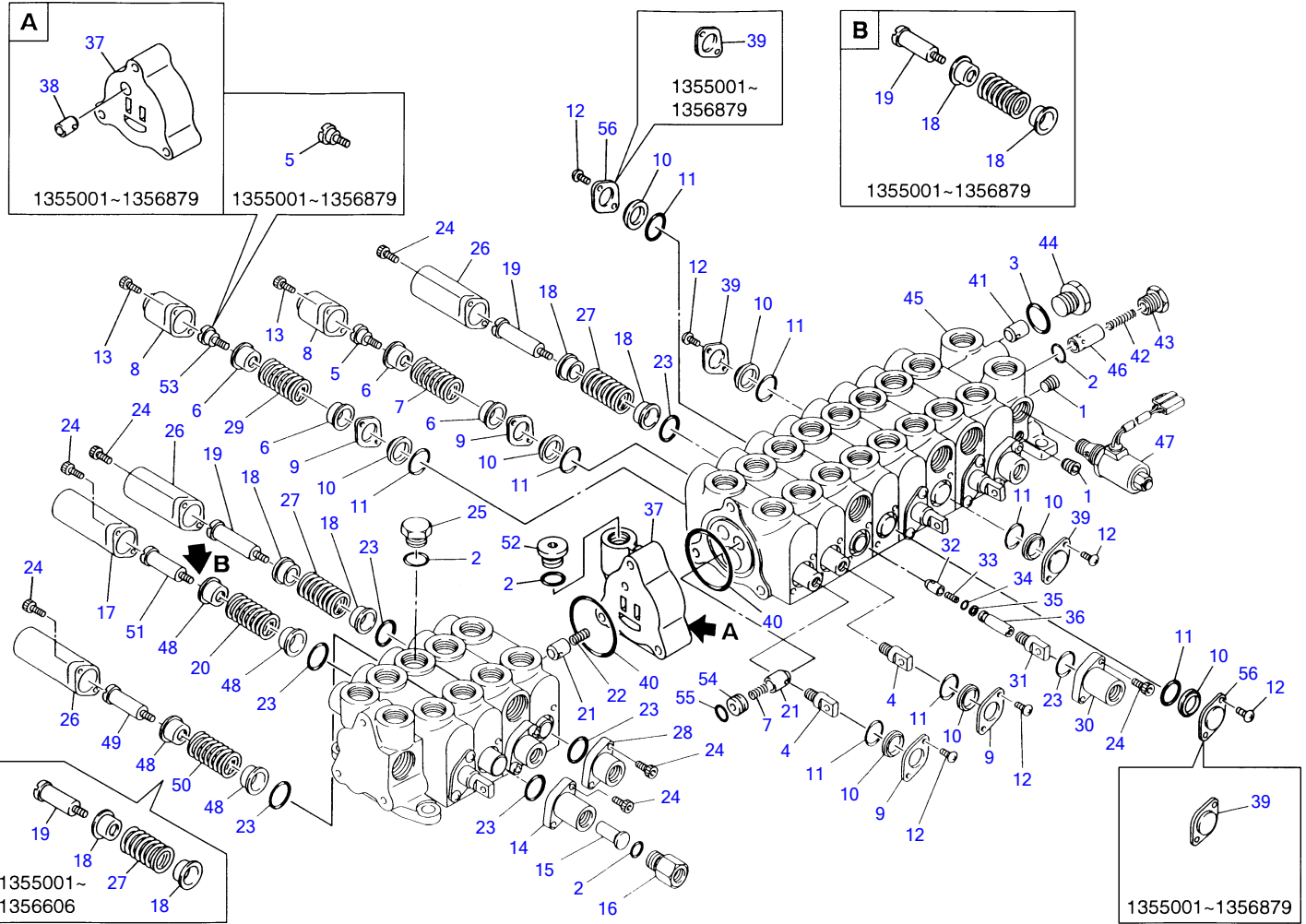
G3-46a-0-D

CONTROL VALVE 1

Item	Part number	Description	Q'ty	Chan.	Serial No.	Serv.	Remarks
1	1901029600	VALVE ASSY, control	1		1355001~1356606		
	1901034500	VALVE ASSY, control	1	(H)	1356607~1356879		
	1901035300	VALVE ASSY, control	1	(H)	1356880~		
2	1901027806	• ROD	3				
3	1130250008	• NUT	6				
4	1901020183	• HOUSING, inlet	1				
5	1901027702	• HOUSING, outlet	1				
6	1901028215	• BLOCK ASSY	1				traction(R.H.)
7	1901027810	• BLOCK ASSY	1		1355001~1356879		TASU
	1901031620	• BLOCK ASSY	1		1356880~		TASU
8	1901028211	• BLOCK ASSY	1		1355001~1356606		boom
	1901034511	• BLOCK ASSY	1		1356607~		boom
9	1901028213	• BLOCK ASSY	1				bucket
10	1901027819	• BLOCK ASSY	1		1355001~1356879		service
	1901035319	• BLOCK ASSY	1		1356880~		service
11	1901028218	• BLOCK ASSY	1				swing
12	1901028212	• BLOCK ASSY	1				arm
13	1901028216	• BLOCK ASSY	1				traction(L.H.)
14	1901027817	• BLOCK ASSY	1				blade
15	1901028214	• BLOCK ASSY	1				slew
16	1901029619	• HOUSING	1		1355001~1356879		
	1901034902	• HOUSING	1		1356880~		
17	1901027827	• BLOCK ASSY	1		1355001~1356879		
	1901031627	• BLOCK ASSY	1		1356880~		
18	1901027802	• BLOCK ASSY	1				
19	1901028221	• VALVE ASSY	2				relief
20	1901025482	• • O-RING	1				
21	1901028222	• VALVE ASSY	1				
22	1901025482	• • O-RING	1				
23	1901029622	• VALVE ASSY	5				over load relief
24	1901025482	• • O-RING	1				
25	1901029621	• VALVE ASSY	1				
26	1901025482	• • O-RING	1				
27	1901027721	• VALVE ASSY	1				anti-void
28	1901025482	• • O-RING	1				

G346a0L

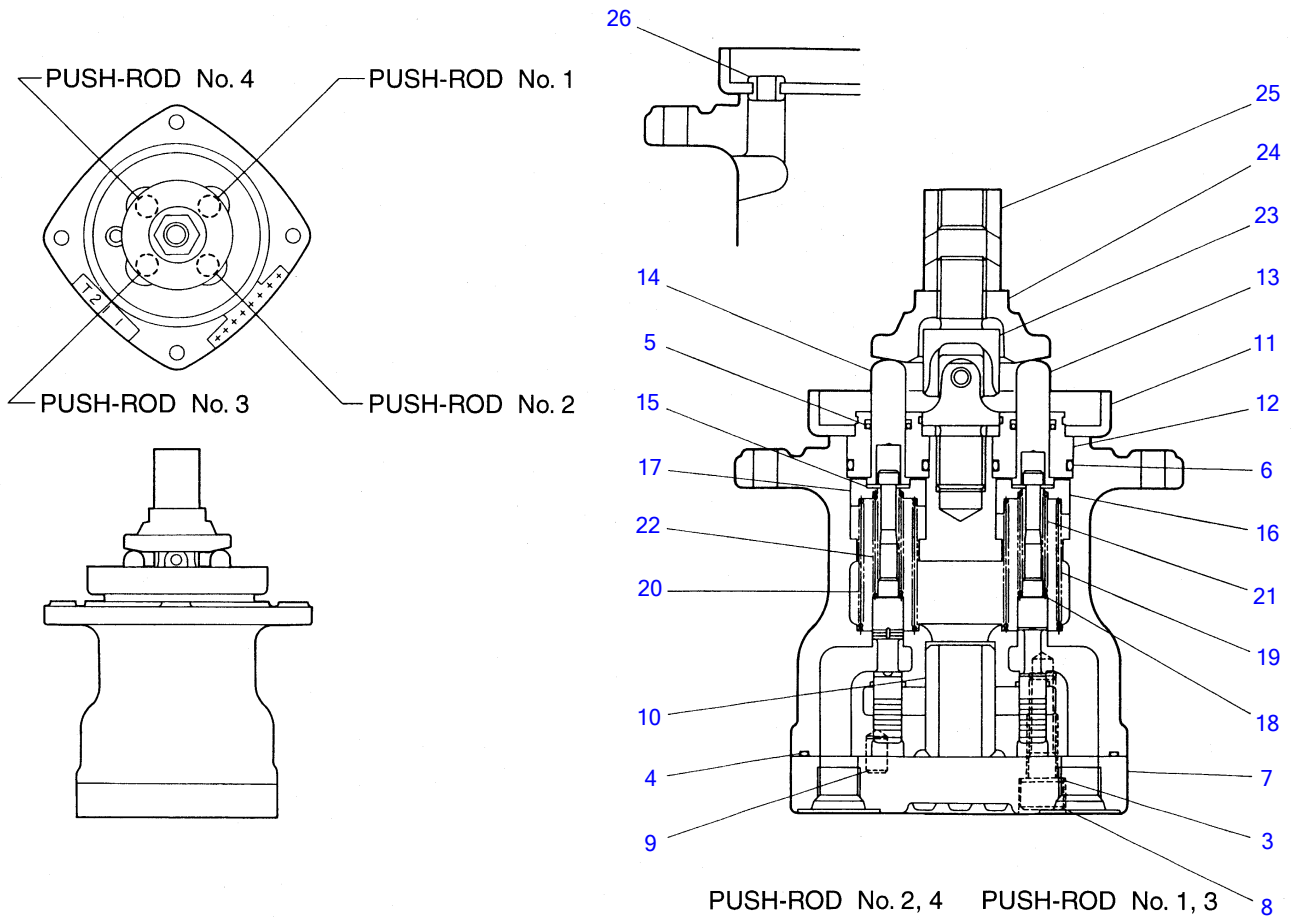
TB035 Book No.PG3-102Z5 S/N 1355001-1358193
CONTROL VALVE 2



G3-47a-0-D

CONTROL VALVE 2

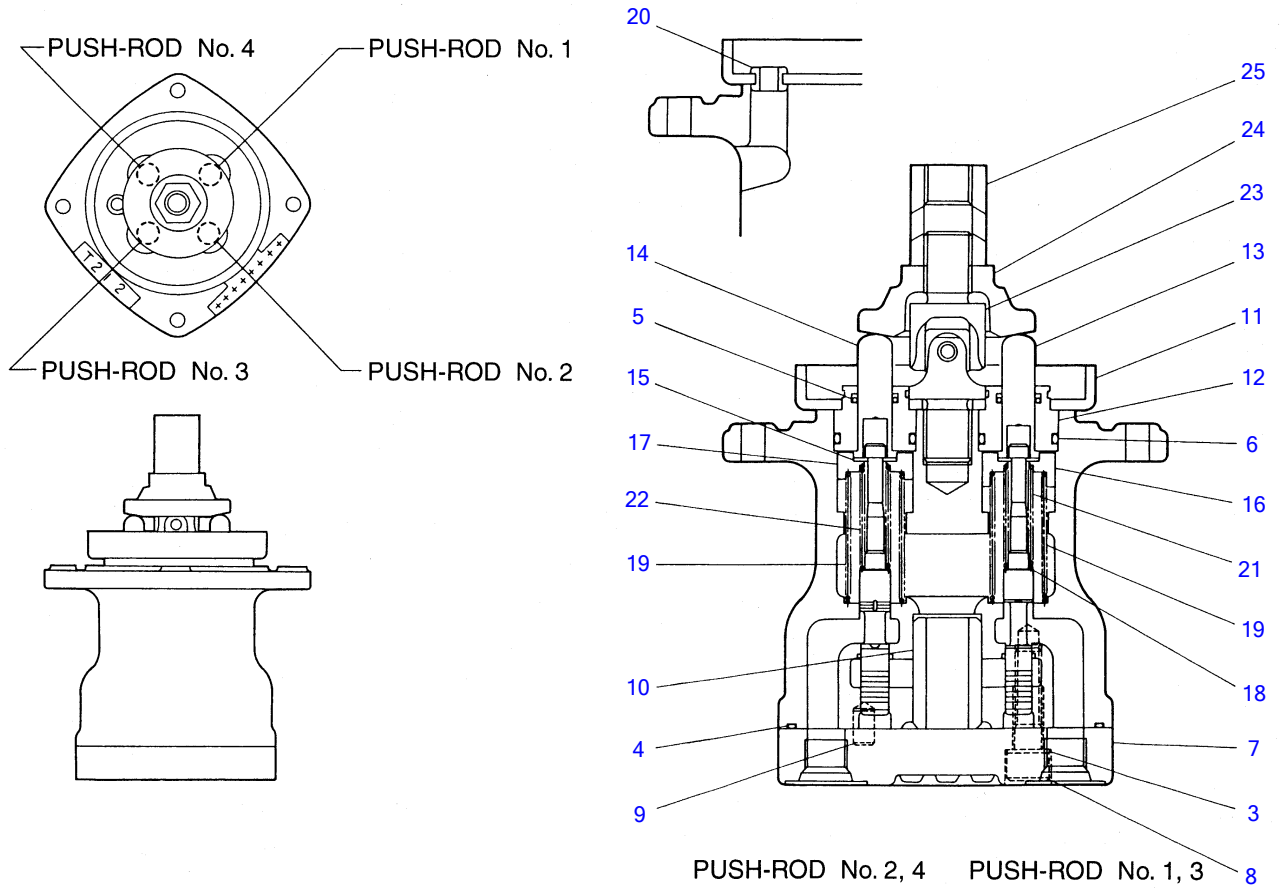
Item	Part number	Description	Q'ty	Chan.	Serial No.	Serv.	Remarks
1	1501810001	PLUG	2				
2	1420010140	O-RING	3		1355001~1356879		
	1420010140	O-RING	4		1356880~		
3	1901025481	O-RING	1				
4	1901027794	HEAD	5				
5	1901027793	SCREW, cap	5		1355001~1356879		
	1901027793	SCREW, cap	4		1356880~		
6	1901027792	HOLDER, spring	10				
7	1901027758	SPRING	5				
8	1901027761	CAP	5				
9	1901027772	PLATE	10				
10	1901027771	RING, back-up	14				
11	1420000120	O-RING	14				
12	1120540510	SCREW	18				
13	1110050512	SCREW, cap	10				
14	1901027862	CAP	1				
15	1901027895	PISTON	1				
16	1901027892	PLUG	1				
17	1901027861	CAP	1				
18	1901027891	HOLDER, spring	10		1355001~1356606		
	1901027891	HOLDER, spring	8		1356607~1356879		
	1901027891	HOLDER, spring	6		1356880~		
19	1901027890	SCREW, cap	5		1355001~1356606		
	1901027890	SCREW, cap	4		1356607~1356879		
	1901027890	SCREW, cap	3		1356880~		
20	1901027856	SPRING	1				
21	1901027768	VALVE ASSY	9				
22	1901027757	SPRING	8				
23	1420500220	O-RING	10				
24	1110050518	SCREW, cap	20				
25	1901027693	PLUG	1				
26	1901027962	CAP	4				
27	1901027956	SPRING	4		1355001~1356606		
	1901027956	SPRING	3		1356607~		
28	1901027961	CAP	3				
29	1901027857	SPRING	1				
30	1901027963	CAP	1				
31	1901027831	HEAD	1				
32	1901027866	POPPET	1				
33	1901027858	SPRING	1				
34	1420000030	O-RING	1				
35	1421020030	RING, back-up	1				
36	1901027991	SPACER	1				
37	1901029626	SPACER	1		1355001~1356879		
	1901034981	SPACER	1		1356880~		
38	1901027867	POPPET	1		1355001~1356879		
39	1901027881	PLATE	4		1355001~1356879		
	1901027881	PLATE	2		1356880~		
40	1420100550	O-RING	13				
41	1901027766	POPPET	1				
42	1901027756	SPRING	1				
43	1901027791	PLUG	1				
44	1901025495	PLUG	1				
45	1901027726	HOUSING ASSY	1				
46	X *****	· POPPET	1				
47	1901027723	· VALVE ASSY	1				solenoid
48	1901031752	HOLDER, spring	2		1356607~1356879		
	1901031752	HOLDER, spring	4		1356880~		
49	1901034591	SCREW, cap	1		1356607~		
50	1901034556	SPRING	1		1356607~		
51	1901029990	SCREW, cap	1		1356880~		
52	1901034982	PLUG	1		1356880~		
53	1901031790	SCREW, cap	1		1356880~		
54	1901034983	PLUG	2		1356880~		
55	1420010090	O-RING	2		1356880~		
56	1901031641	PLATE	2		1356880~		
	G347a0L						



E3-49b-1-D

PILOT VALVE

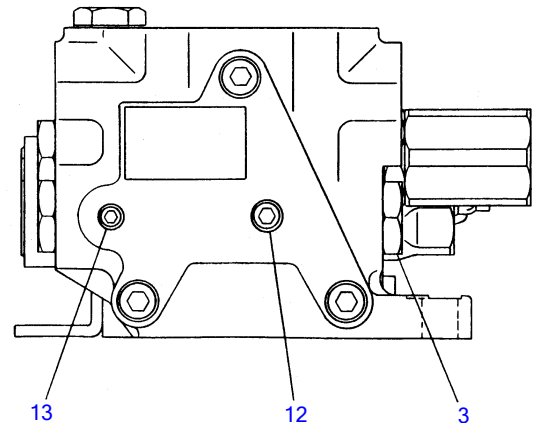
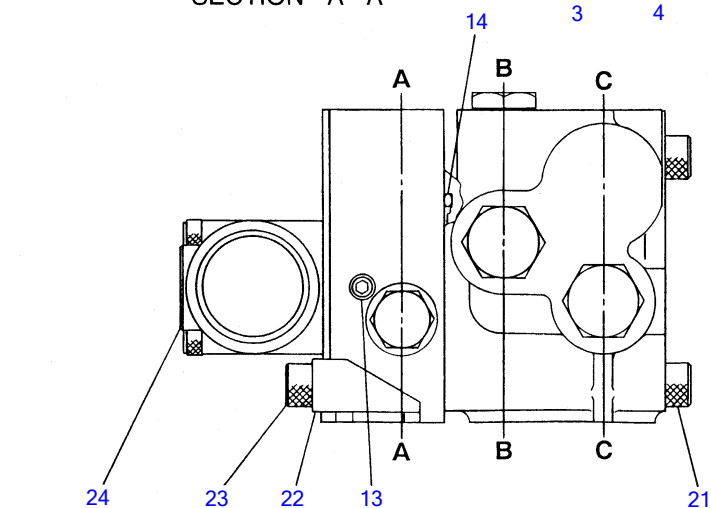
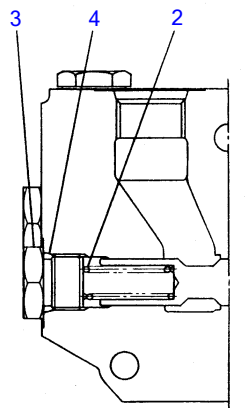
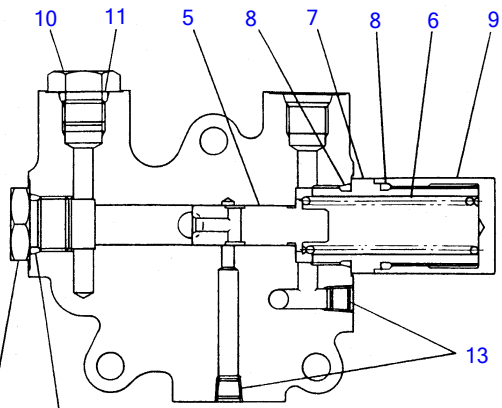
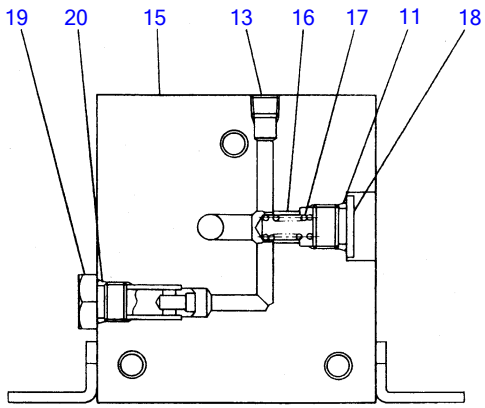
Item	Part number	Description	Q'ty	Chan.	Serial No.	Serv.	Remarks
1	1901721100	VALVE, pilot	1				
2	1901721199	• KIT, seal	1				
3	X 1901715103	• • WASHER	2				
4	X 1420500900	• • O-RING	1				
5	X 1901710914	• • SEAL	4				
6	X 1420010200	• • O-RING	4				
7	1901716702	• PLATE	1				
8	1110050822	• SCREW, cap	2				
9	1213000510	• PIN, spring	1				
10	1901710905	• BUSHING	1				
11	1901703201	• PLATE	1				
12	1901710912	• PLUG	4				
13	1901719011	• ROD	2				
14	1901719012	• ROD	2				
15	1901710915	• WASHER	8				
16	1901715115	• HOLDER	2				
17	1901710916	• HOLDER	2				
18	1901710917	• WASHER	4				
19	1901721120	• SPRING	2				
20	1901721121	• SPRING	2				
21	1901717721	• SPRING	2				
22	1901721123	• SPRING	2				
23	1901720232	• JOINT	1				
24	1901720233	• PLATE	1				
25	1901703222	• NUT	1				
26	1901703261	• BUSHING	1				
	E349b3L						



E3-49c-1-D

PILOT VALVE

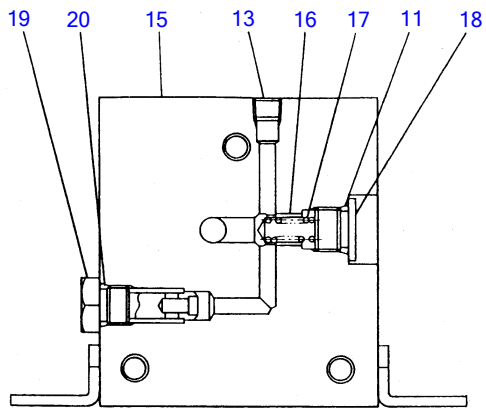
Item	Part number	Description	Q'ty	Chan.	Serial No.	Serv.	Remarks
1	1901721200	VALVE, pilot	1				
2	1901721199	• KIT, seal	1				
3	X 1901715103	• • WASHER	2				
4	X 1420500900	• • O-RING	1				
5	X 1901710914	• • SEAL	4				
6	X 1420010200	• • O-RING	4				
7	1901716702	• PLATE	1				
8	1110050822	• SCREW, cap	2				
9	1213000510	• PIN, spring	1				
10	1901710905	• BUSHING	1				
11	1901703201	• PLATE	1				
12	1901710912	• PLUG	4				
13	1901719011	• ROD	2				
14	1901719012	• ROD	2				
15	1901710915	• WASHER	8				
16	1901715115	• HOLDER	2				
17	1901710916	• HOLDER	2				
18	1901710917	• WASHER	4				
19	1901721220	• SPRING	4				
20	1901703261	• BUSHING	1				
21	1901717721	• SPRING	2				
22	1901721123	• SPRING	2				
23	1901720232	• JOINT	1				
24	1901720233	• PLATE	1				
25	1901703222	• NUT	1				
	E349c3L						



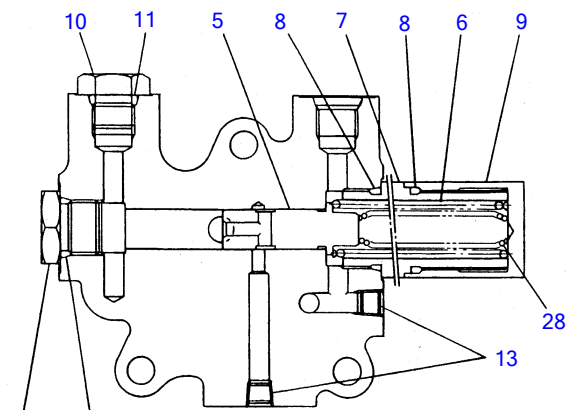
E3-50a-0-D

SUB VALVE (1355001~1355582)

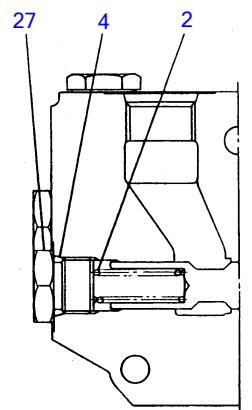
Item	Part number	Description	Q'ty	Chan.	Serial No.	Serv.	Remarks
1	1901719900	VALVE, sub	1		1355001~1355364		
	1901723600	VALVE, sub	1	(H)	1355365~1355526		
	1901724300	VALVE, sub	1	(H)	1355527~1355582		
2	1901717104	· SPRING	1				
3	1901718904	· PLUG	3				
4	1420010140	· O-RING	3				
5	1901717107	· PISTON	1				
6	1901719907	· SPRING	1				
7	1901719908	· PLUG	1				
8	1420000220	· O-RING	2				
9	1901717123	· PLUG	1				
10	1901717113	· PLUG	1				
11	1420010110	· O-RING	2				
12	1501810001	· PLUG	1				
13	1901717117	· PLUG	5				
14	1420100550	· O-RING	1				
15	1901719916	· PLATE	1				
16	1901719417	· VALVE ASSY	1				
17	1901717112	· SPRING	1				
18	1901719419	· PLUG	1				
19	1901719429	· PLUG	1				
20	1420010100	· O-RING	1				
21	1110050880	· SCREW, cap	3				
22	1901719423	· PLATE	1				
23	1110050816	· SCREW, cap	2				
24	1901716900	· VALVE, solenoid	1		1355365~1355526		
	1901718100	· VALVE, solenoid	1	(H)	1355527~1355582		
	E350a3L						



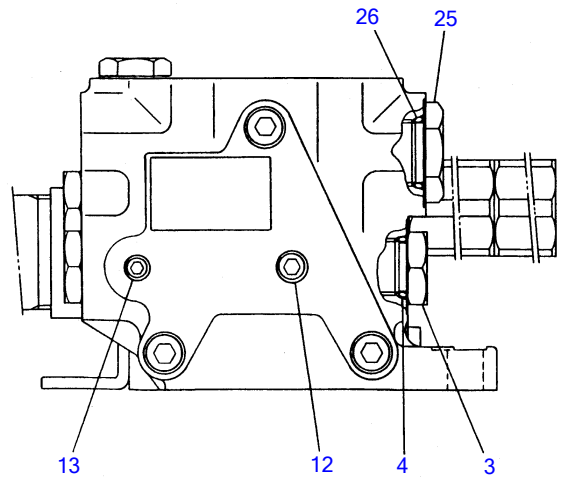
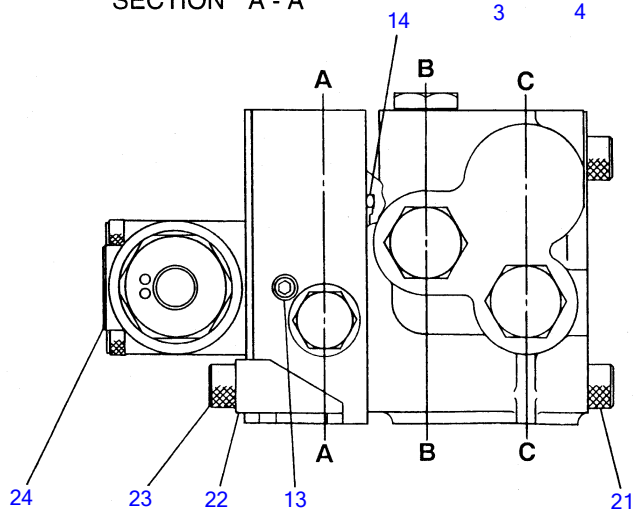
SECTION "A - A"



SECTION "B - B"



SECTION "C - C"



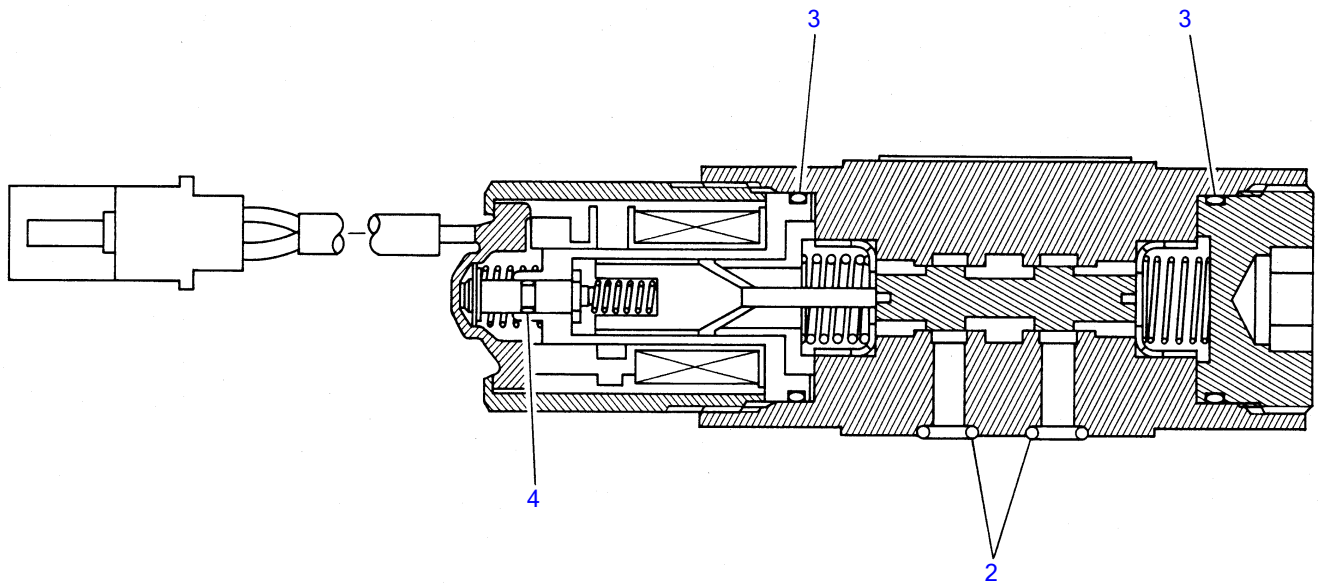
E3-50a-2-D

SUB VALVE (1355583~)						
Item	Part number	Description	Q'ty	Chan.	Serial No.	Serv. Remarks
1	1901728200	VALVE, sub	1	(H)	1355583~1357131	
	1901730200	VALVE, sub	1	(H)	1357132~	
2	1901723503	• SPRING	1			
3	1901718904	• PLUG	2			
4	1420010140	• O-RING	3			
5	1901717107	• PISTON	1			
6	1901719907	• SPRING	1			
7	1901719908	• PLUG	1			
8	1420000220	• O-RING	2			
9	1901717123	• PLUG	1			
10	1901717113	• PLUG	1			
11	1420010110	• O-RING	2			
12	1501810001	• PLUG	1			
13	1901717117	• PLUG	5			
14	1420100550	• O-RING	1			
15	1901719916	• PLATE	1			
16	1901719417	• VALVE ASSY	1			
17	1901717112	• SPRING	1			
18	1901719419	• PLUG	1			
19	1901719429	• PLUG	1			
20	1420010100	• O-RING	1			
21	1110050880	• SCREW, cap	3			
22	1901719423	• PLATE	1			
23	1110050816	• SCREW, cap	2			
24	1901718100	• VALVE, solenoid	1			
25	1901717105	• PLUG	1			
26	1420010180	• O-RING	1			
27	1901723529	• PLUG	1			
28	1901730230	• SPRING	1		1357132~	

NOTE

A Item 1 (page 8-11) and a Item 1 (page 8-12) have interchangeability.

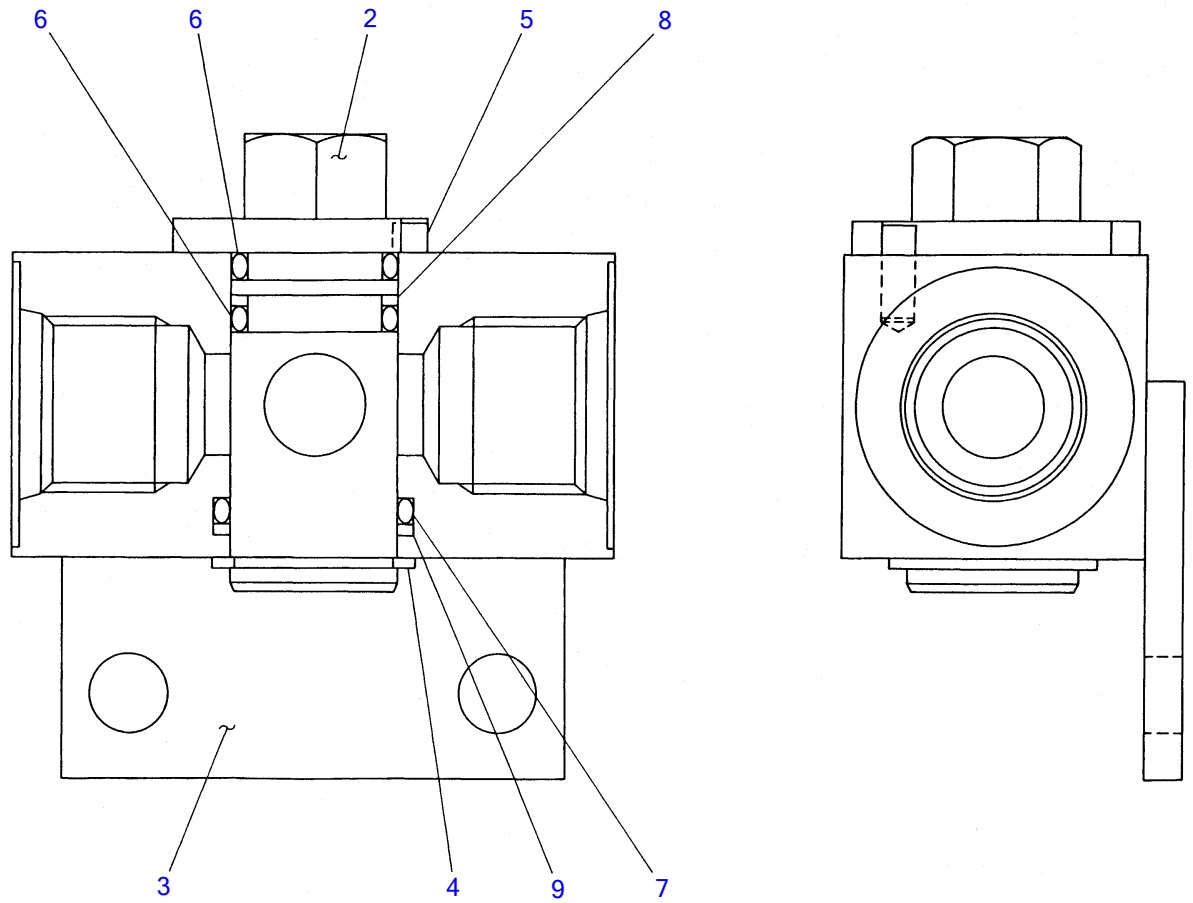
E350a5L



Z3-49a-0-D

SOLENOID VALVE

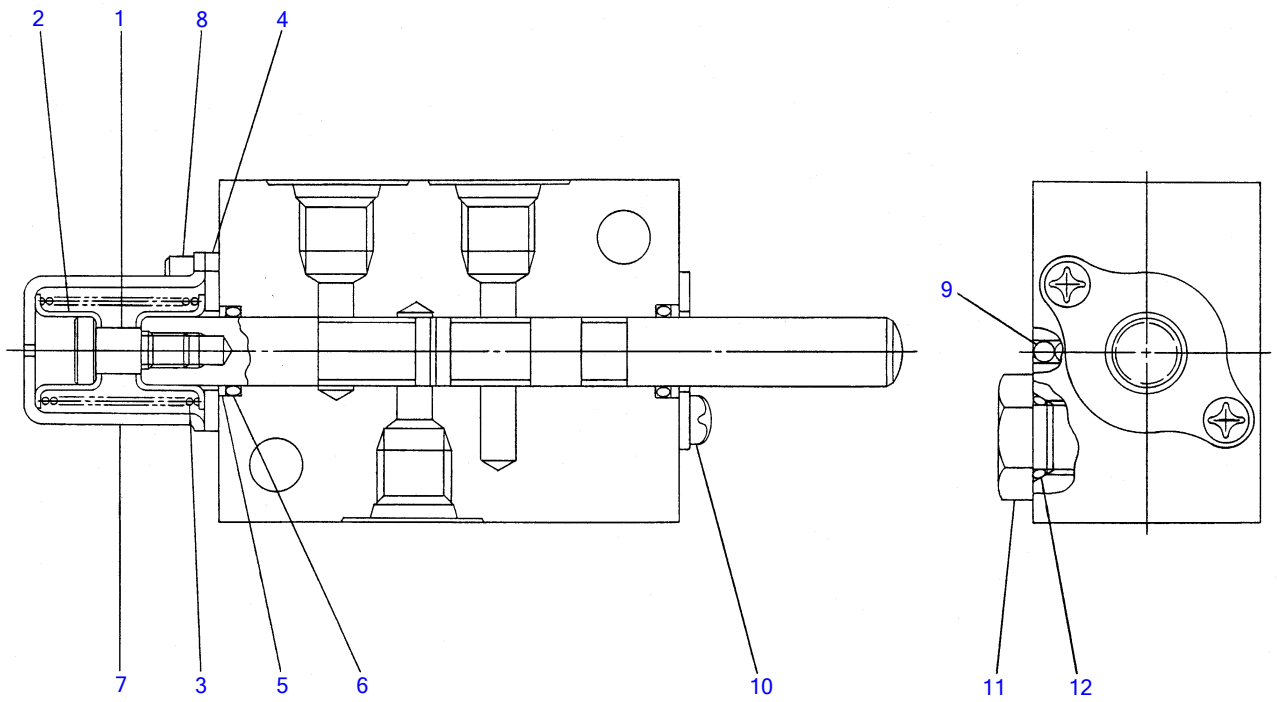
Item	Part number	Description	Q'ty	Chan.	Serial No.	Serv.	Remarks
1	1901716900	VALVE ASSY	1		1355001~1355526		
	1901718100	VALVE ASSY	1	(H)	1355527~		
2	1420000070	• O-RING	4				
3	1901716915	• O-RING	2				
4	1420500030	• O-RING	1				
	E349a1L						



E3-50b-1-D

STOP VALVE

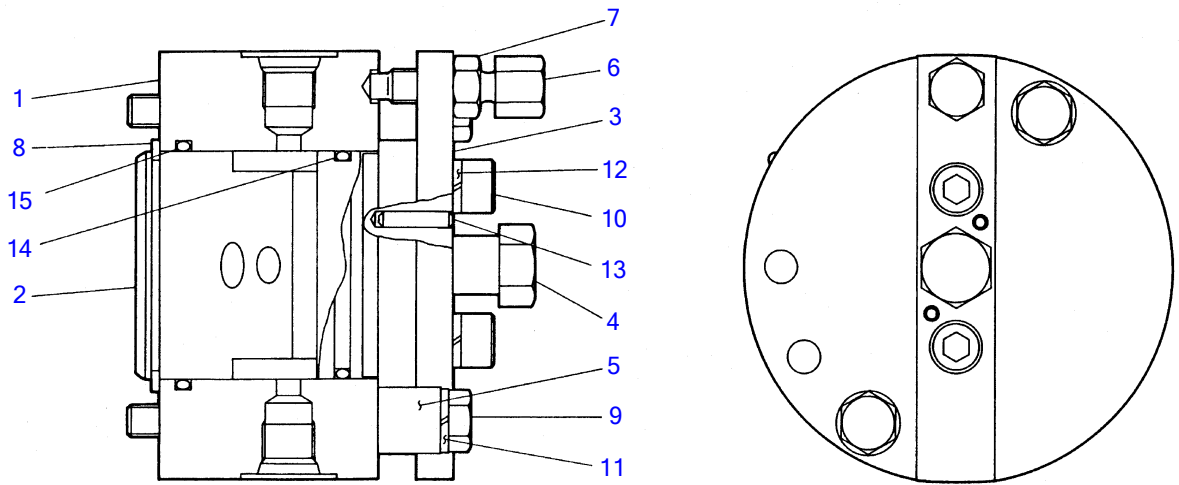
Item	Part number	Description	Q'ty	Chan.	Serial No.	Serv.	Remarks
1	1901719800	VALVE, stop	1				
2	1901719802	▪ VALVE	1				
3	1901719803	▪ PLATE	1				
4	1901719804	▪ RING, snap	1				
5	1901719805	▪ PIN, spring	1				
6	1420010160	▪ O-RING	2				
7	1420010200	▪ O-RING	1				
8	1421020160	▪ RING, back-up	1				
9	1421020200	▪ RING, back-up	1				
	E350b1L						



K2-50b-0-D

SHUT-OFF VALVE

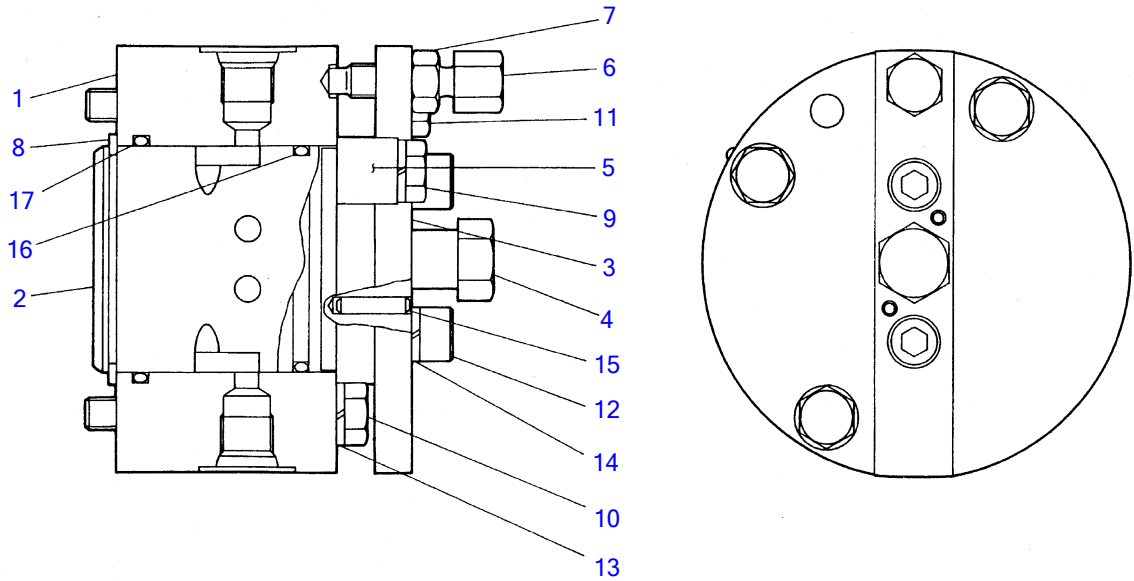
Item	Part number	Description	Q'ty	Chan.	Serial No.	Serv.	Remarks
0	1901720300	VALVE, shut off	1				
1	1901718403	▪ BOLT	1				
2	1901718404	▪ HOLDER	2				
3	1901720305	▪ SPRING	1				
4	1901718308	▪ PLATE	2				
5	1901718309	▪ SEAL, oil	2				
6	1420000120	▪ O-RING	2				
7	1901718311	▪ CAP	1				
8	1110050512	▪ SCREW, cap	2				
9	1390020250	▪ BALL	3				
10	1102540510	▪ SCREW	2				
11	1901717113	▪ PLUG	1				
12	1420010110	▪ O-RING	1				
	K250b1L						



E3-50c-0-D

SELECTOR VALVE

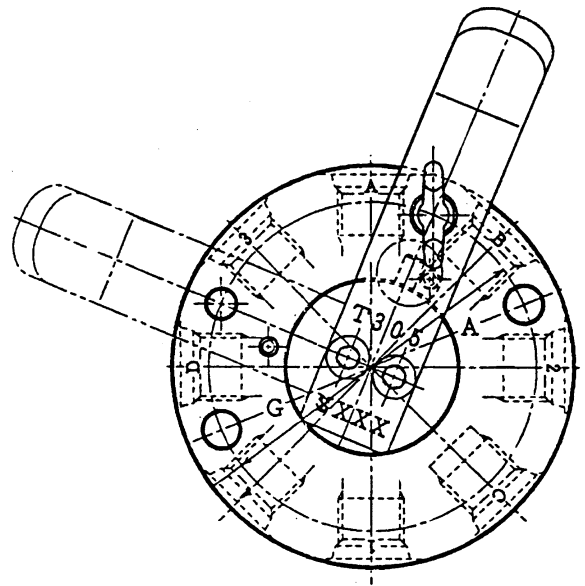
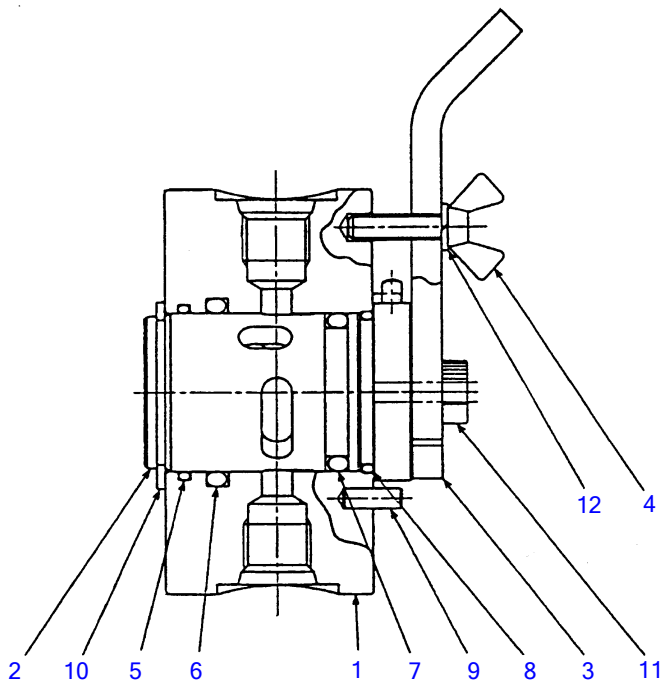
Item	Part number	Description	Q'ty	Chan.	Serial No.	Serv.	Remarks
0	1901721300	SELECTOR VALVE ASSY	1				
1	1901721301	▪ VALVE	1				
2	1901721302	▪ ROTOR	1				
3	1901721303	▪ PLATE	1				
4	1901721304	▪ BOSS	1				
5	1901721305	▪ COLLAR	2				
6	1901721306	▪ BOLT	1				
7	1901721307	▪ NUT	1				
8	1220000050	▪ RING, snap	1				
9	1100040880	▪ BOLT	2				
10	1110040820	▪ SCREW, cap	2				
11	1140020008	▪ WASHER, spring	2				
12	1140420008	▪ WASHER, spring	2				
13	1212000416	▪ PIN	2				
14	1420100500	▪ O-RING	1				
15	1420100550	▪ O-RING	1				
	E350c1L						



E3-50d-0-D

SELECTOR VALVE

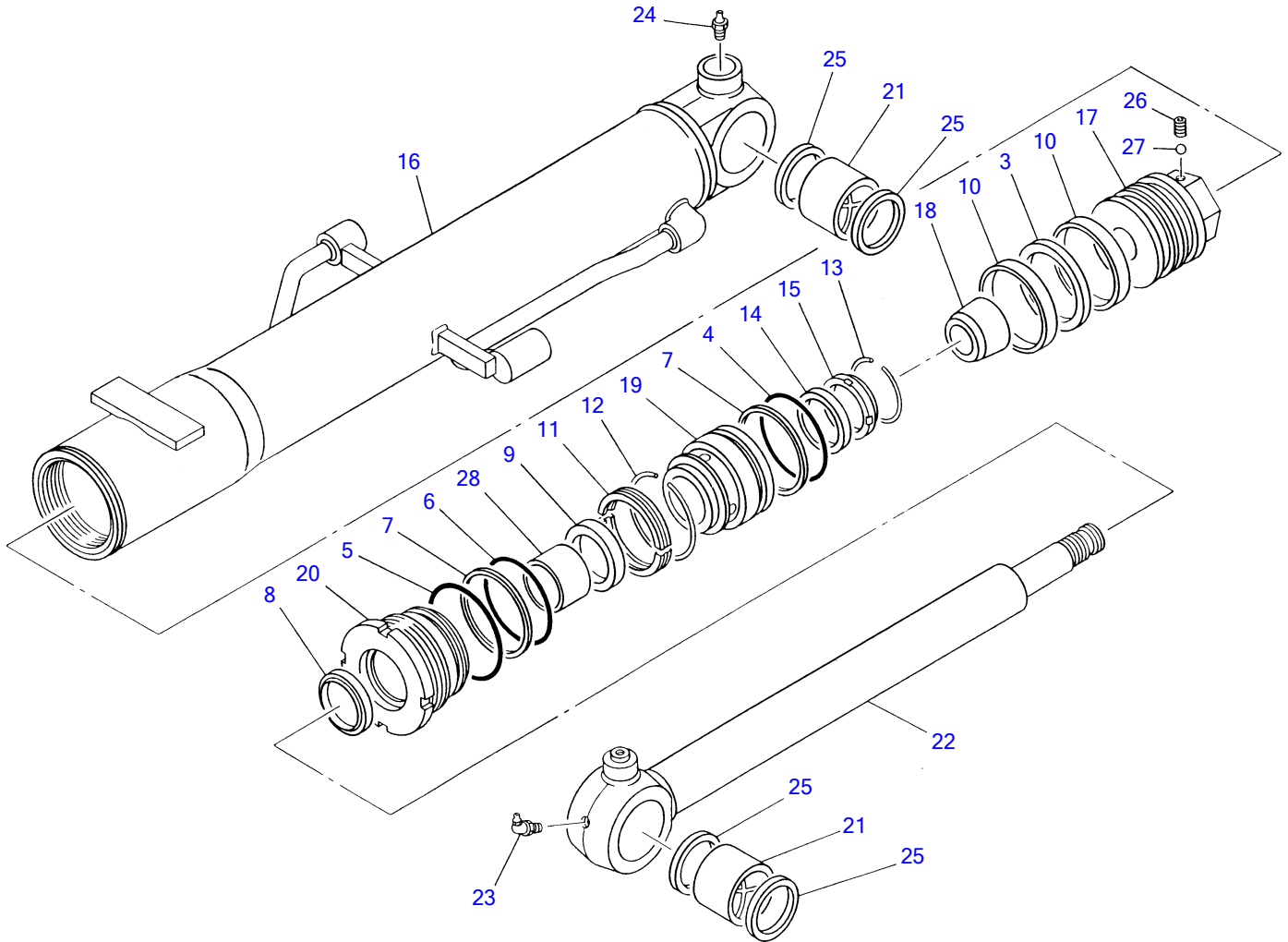
Item	Part number	Description	Q'ty	Chan.	Serial No.	Serv.	Remarks
0	1901721400	SELECTOR VALVE ASSY	1				
1	1901721401	▪ VALVE	1				
2	1901721402	▪ ROTOR	1				
3	1901721303	▪ PLATE	1				
4	1901721304	▪ BOSS	1				
5	1901721305	▪ COLLAR	2				
6	1901721306	▪ BOLT	1				
7	1901721307	▪ NUT	1				
8	1220000050	▪ RING, snap	1				
9	1100040825	▪ BOLT	1				
10	1100040865	▪ BOLT	1				
11	1100040880	▪ BOLT	1				
12	1110040820	▪ SCREW, cap	2				
13	1140020008	▪ WASHER, spring	3				
14	1140420008	▪ WASHER, spring	2				
15	1212000416	▪ PIN	2				
16	1420100500	▪ O-RING	1				
17	1420100550	▪ O-RING	1				
	E350d1L						



C4H180

SELECTOR VALVE (ISO-JCB pattern)

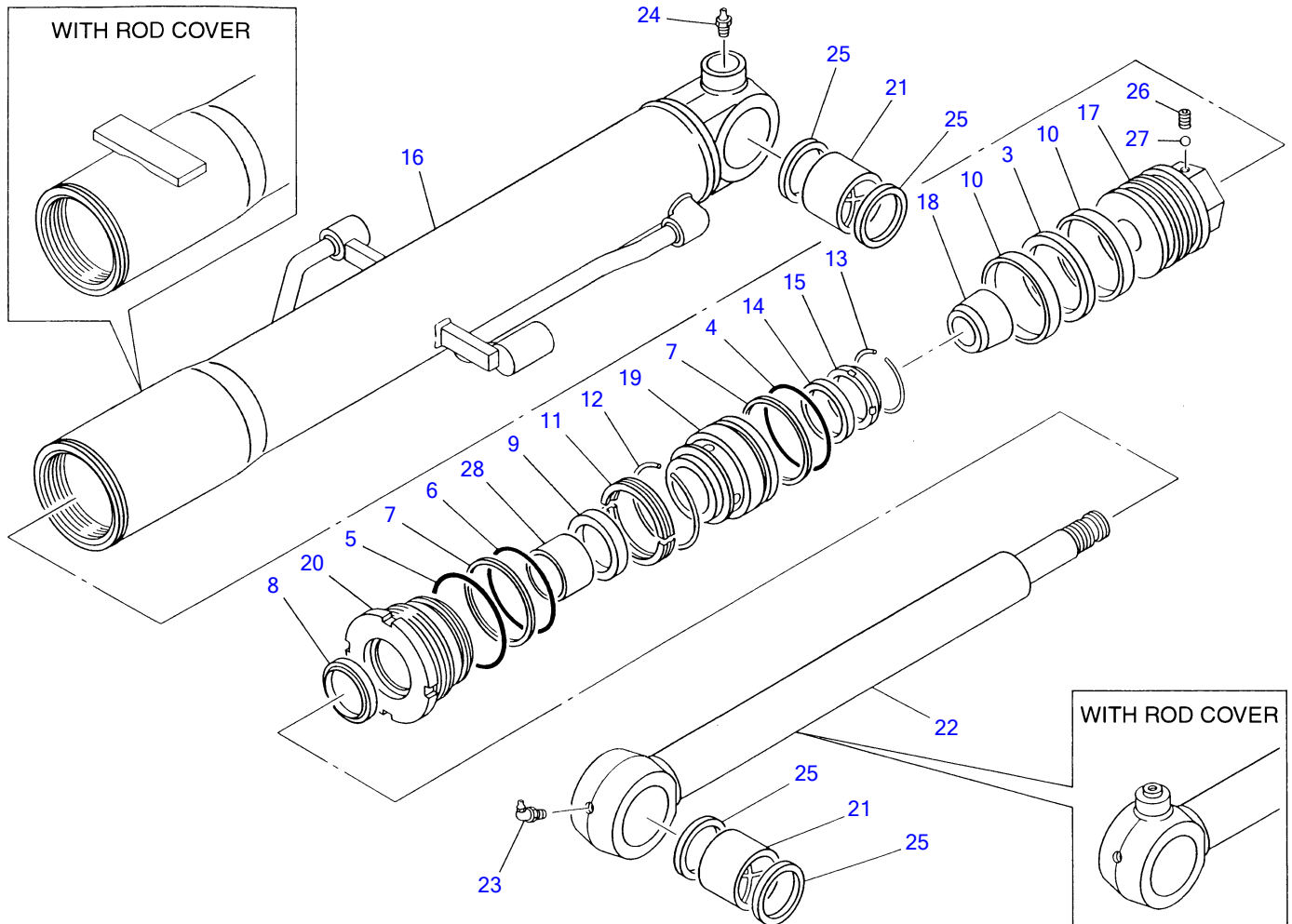
Item	Part number	Description	Q'ty	Chan.	Serial No.	Serv.	Remarks
		¾Ú,ÀÊÞÙÌÞ(ISO-JCB)					
0	1901730500	VALVE ASSY, selector	1				
1	1901730501	▪ BODY	1				
2	1901730502	▪ ROTOR	1				
3	1901730503	▪ LEVER	1				
4	1901730504	▪ BOLT	1				
5	1901730505	▪ O-RING	1				
6	1901730506	▪ O-RING	1				
7	1901730507	▪ O-RING	1				
8	1901730508	▪ O-RING	1				
9	1213000412	▪ PIN, spring	3				
10	1220000030	▪ RING, snap	1				
11	1110050514	▪ SCREW, cap	2				
12	1140010005	▪ WASHER, spring	1				
	C4h180						



G3-51a-0-D

BOOM CYLINDER (canopy)

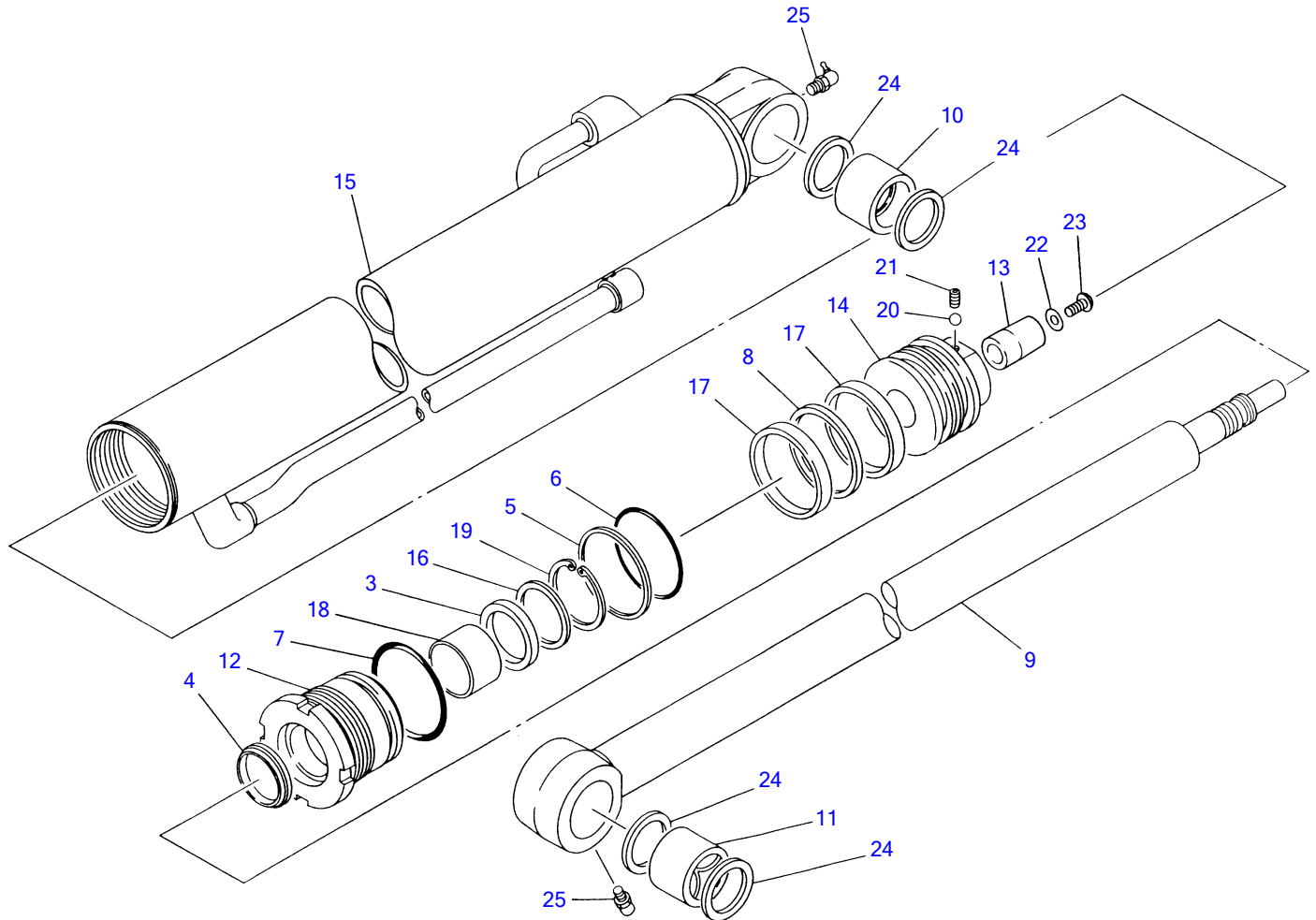
Item	Part number	Description	Q'ty	Chan.	Serial No.	Serv.	Remarks
1	1900054700	CYLINDER ASSY	1				
2	1900054799	• KIT, seal	1				
3	X 1900050932	• • PACKING, piston	1				
4	X 1420110750	• • O-RING	1				
5	X 1420110850	• • O-RING	1				
6	X 1420110800	• • O-RING	1				
7	X 1421130800	• • RING, back-up	2				
8	X 1900047233	• • SEAL, dust	1				
9	X 1900005912	• • PACKING, rod	1				
10	1900050931	• RING, wear	2				
11	1900054727	• CONNECTOR	1				
12	1900054726	• STOPPER	1				
13	1900049426	• STOPPER	1				
14	1900050216	• RING, cushion	1				
15	1900049415	• SPACER	1				
16	1900054707	• TUBE	1				
17	1900054706	• PISTON	1				
18	1900054105	• BEARING, cushion	1				
19	1900054774	• RETAINER	1				
20	1900054703	• COVER, rod	1				
21	1900045602	• BUSHING	2				19000-12102
22	1900054701	• ROD, piston	1				
23	1560001675	• NIPPLE, grease	1				
24	1560001000	• NIPPLE, grease	1				
25	1432200045	• SEAL, dust	4				
26	1121000608	• SET-SCREW	1				
27	1390010250	• BALL, steel	1				
28	1333004530	• BUSHING	1				
	G351a3L						



G3-51b-1-D

BOOM CYLINDER (cab)

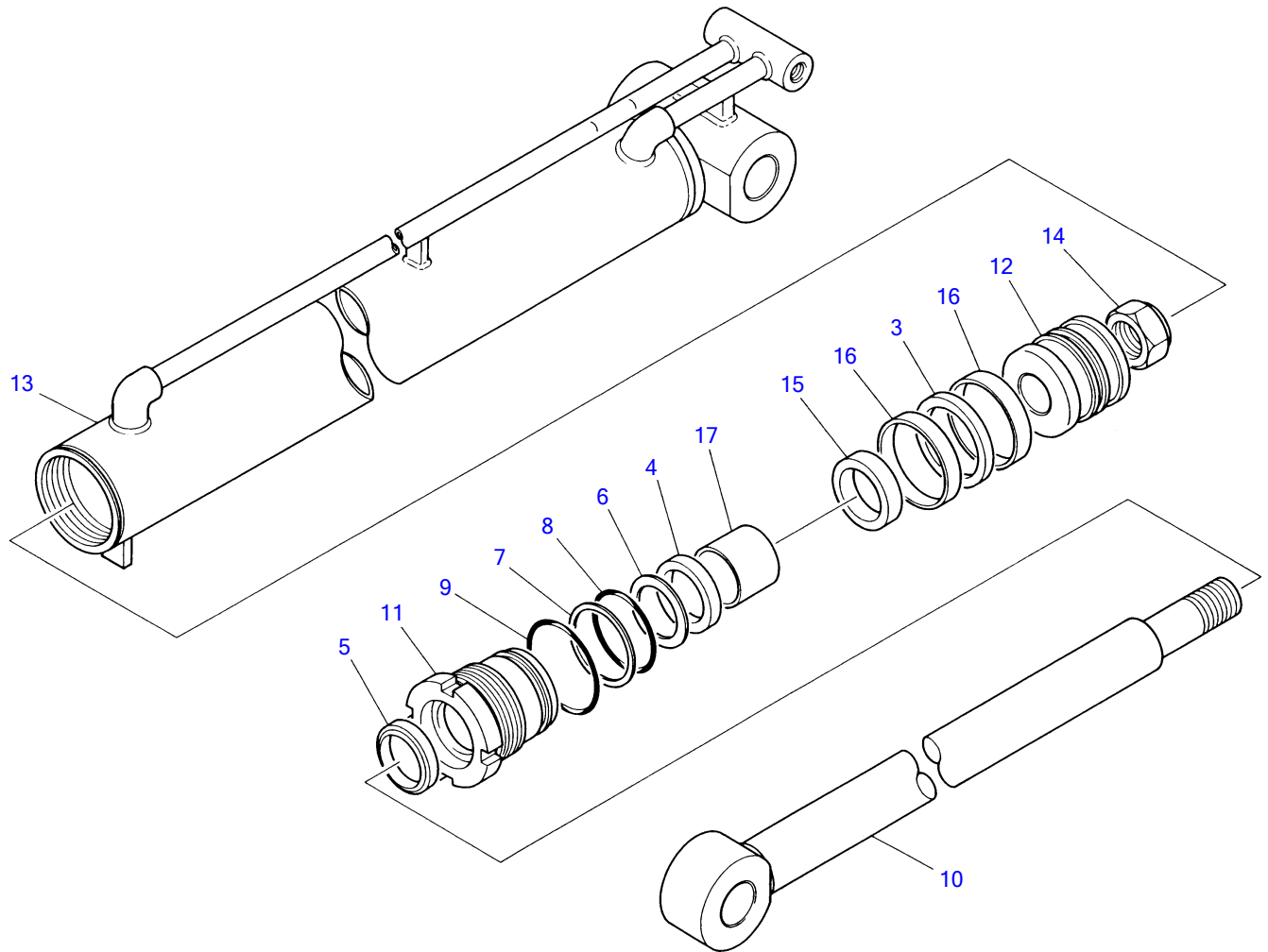
Item	Part number	Description	Q'ty	Chan.	Serial No.	Serv.	Remarks
1	1900054800	CYLINDER ASSY	1				
	1900070100	CYLINDER ASSY	1				with rod cover
2	1900054799	• KIT, seal	1				
3	X 1900050932	• • PACKING, piston	1				
4	X 1420110750	• • O-RING	1				
5	X 1420110850	• • O-RING	1				
6	X 1420110800	• • O-RING	1				
7	X 1421130800	• • RING, back-up	2				
8	X 1900047233	• • SEAL, dust	1				
9	X 1900005912	• • PACKING, rod	1				
10	1900050931	• RING, wear	2				
11	1900054727	• CONNECTOR	1				
12	1900054726	• STOPPER	1				
13	1900049426	• STOPPER	1				
14	1900050216	• RING, cushion	1				
15	1900049415	• SPACER	1				
16	1900054807	• TUBE	1				with rod cover
	1900070107	• TUBE	1				
17	1900054706	• PISTON	1				
18	1900054105	• CUSHION, rod	1				
19	1900054774	• RETAINER	1				
20	1900054703	• COVER, rod	1				
21	1900045602	• BUSHING	2				19000-12102
22	1900054801	• ROD, piston	1				
	1900054701	• ROD, piston	1				with rod cover
23	1560001675	• NIPPLE, grease	1				
24	1560001000	• NIPPLE, grease	1				
25	1432200045	• SEAL, dust	4				
26	1121000608	• SET-SCREW	1				
27	1390010250	• BALL, steel	1				
28	1333004530	• BUSHING	1				
	G351b4L						



G3-52a-0-D

ARM CYLINDER

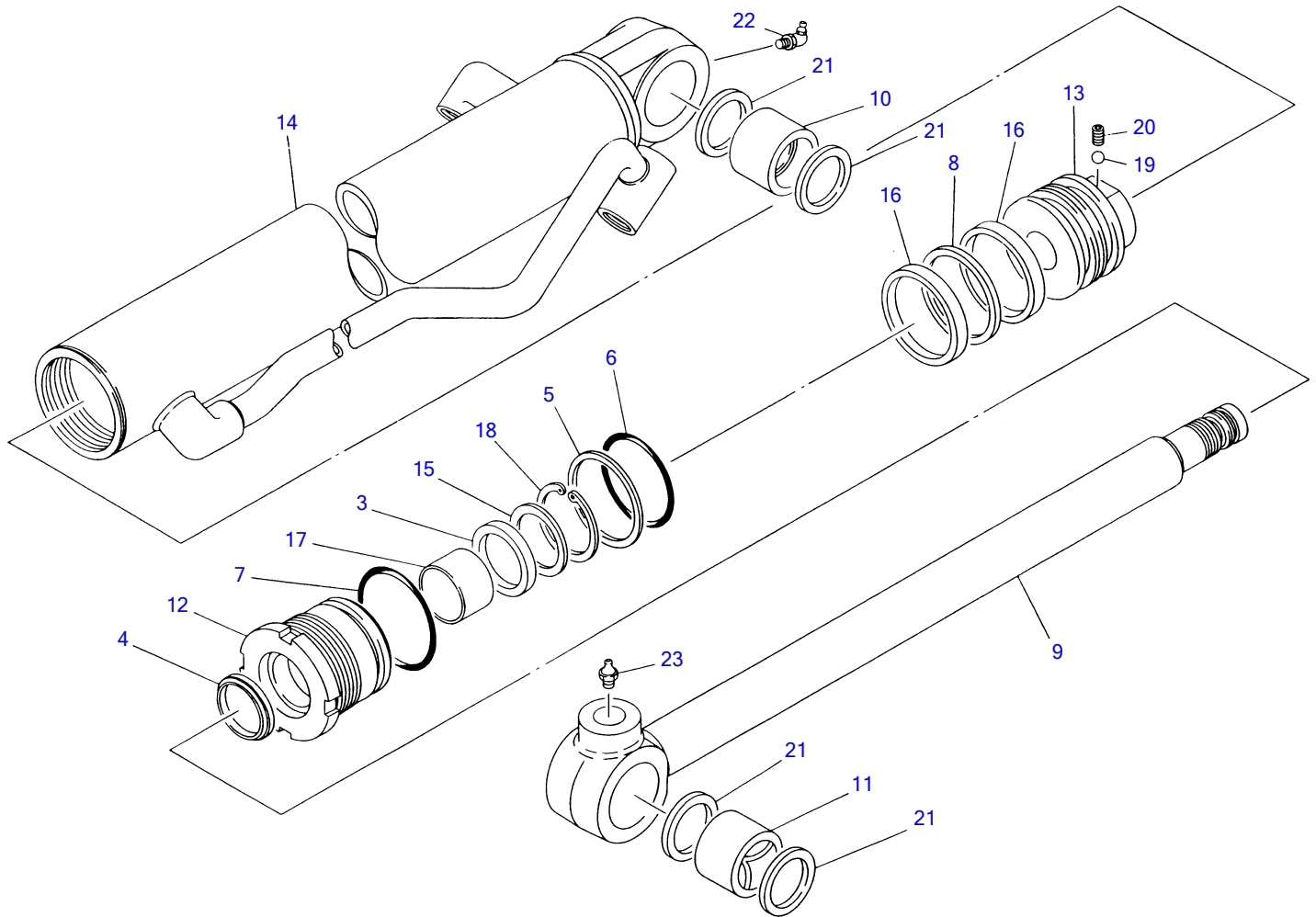
Item	Part number	Description	Q'ty	Chan.	Serial No.	Serv.	Remarks
1	1900056200	CYLINDER ASSY	1				
2	1900054999	• KIT, seal	1				
3	X 1410545609	• • PACKING, rod	1				
4	X 1900047233	• • SEAL, dust	1				
5	X 1421130750	• • RING, back-up	1				
6	X 1420110750	• • O-RING	1				
7	X 1420110800	• • O-RING	1				
8	X 1900047231	• • PACKING, piston	1				
9	1900056201	• ROD, piston	1				
10	1900015520	• BUSHING	1				19000-10302
11	1900044902	• BUSHING	1				19000-05620
12	1900054903	• COVER, rod	1				
13	1900054505	• BEARING, cushion	1				
14	1900054106	• PISTON	1				
15	1900056207	• TUBE	1				
16	1900013508	• HOLDER, rod packing	1				
17	1900047232	• RING, wear	2				
18	1333004530	• BUSHING	1				
19	1221000060	• RING, snap	1				
20	1390010250	• BALL, steel	1				
21	1121040608	• SET-SCREW	1				
22	1141110012	• WASHER	1				
23	1100031216	• BOLT	1				
24	1432200045	• SEAL, dust	4				
25	1560001900	• NIPPLE, grease	1				
	G352a2L						



G3-52b-0-D

TELESCOPIC CYLINDER

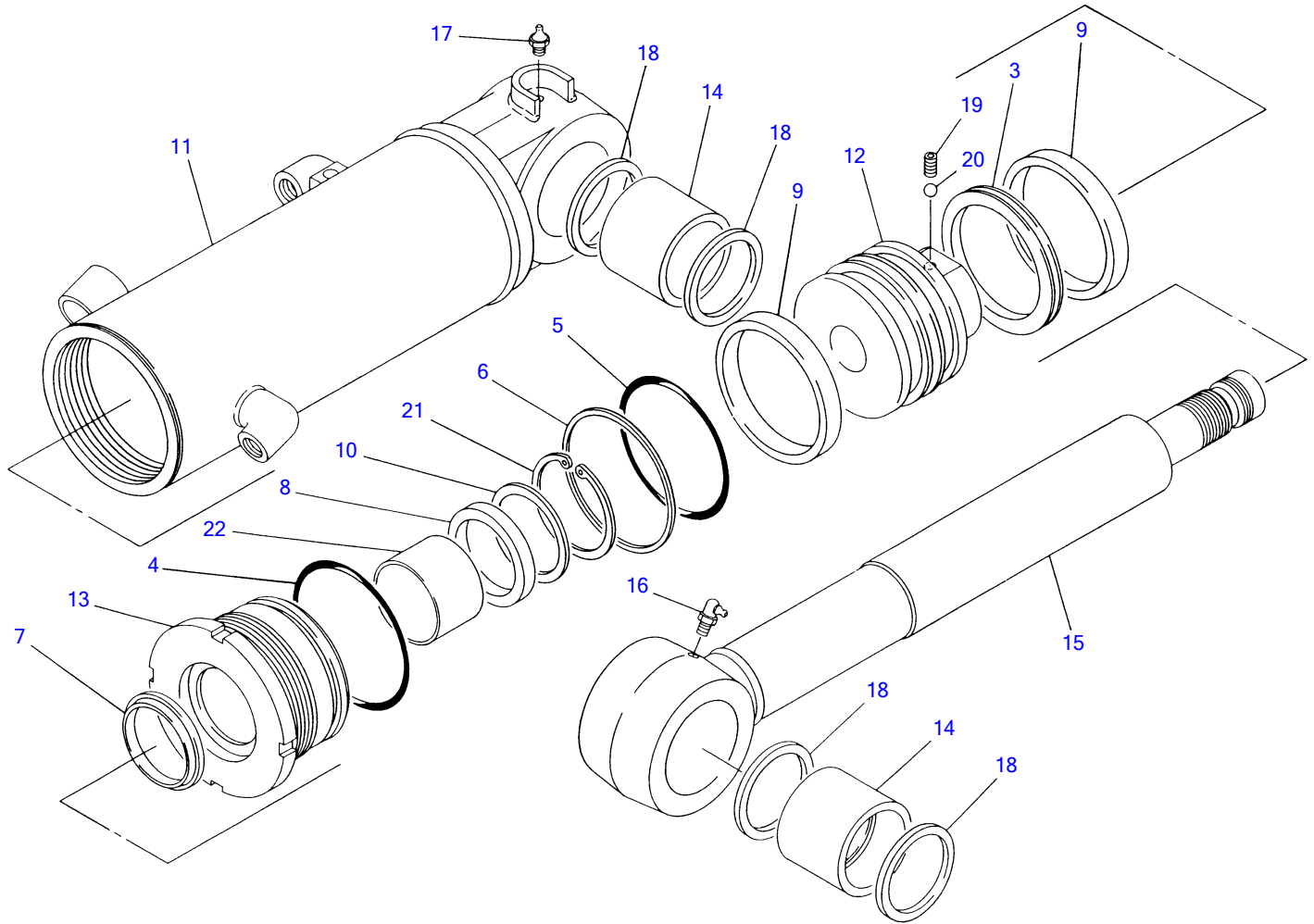
Item	Part number	Description	Q'ty	Chan.	Serial No.	Serv.	Remarks
1	1900062000	CYLINDER ASSY	1				
2	1900062099	▪ KIT, seal	1				
3	X 1900048232	▪ ▪ PACKING, piston	1				
4	X 1410540508	▪ ▪ PACKING, rod	1				
5	X 1900048431	▪ ▪ SEAL, dust	1				
6	X 1900062031	▪ ▪ RING, back-up	1				
7	X 1421130600	▪ ▪ RING, back-up	1				
8	X 1420110600	▪ ▪ O-RING	1				
9	X 1420110650	▪ ▪ O-RING	1				
10	1900062001	▪ ROD, piston	1				
11	1900062003	▪ COVER, rod	1				
12	1900048206	▪ PISTON	1				
13	1900062007	▪ TUBE	1				
14	1900005609	▪ NUT	1				
15	1900062015	▪ SPACER	1				
16	1900048231	▪ RING, wear	2				
17	1333004030	▪ BUSHING	1				
	G352b0L						



G3-53a-0-D

BUCKET CYLINDER

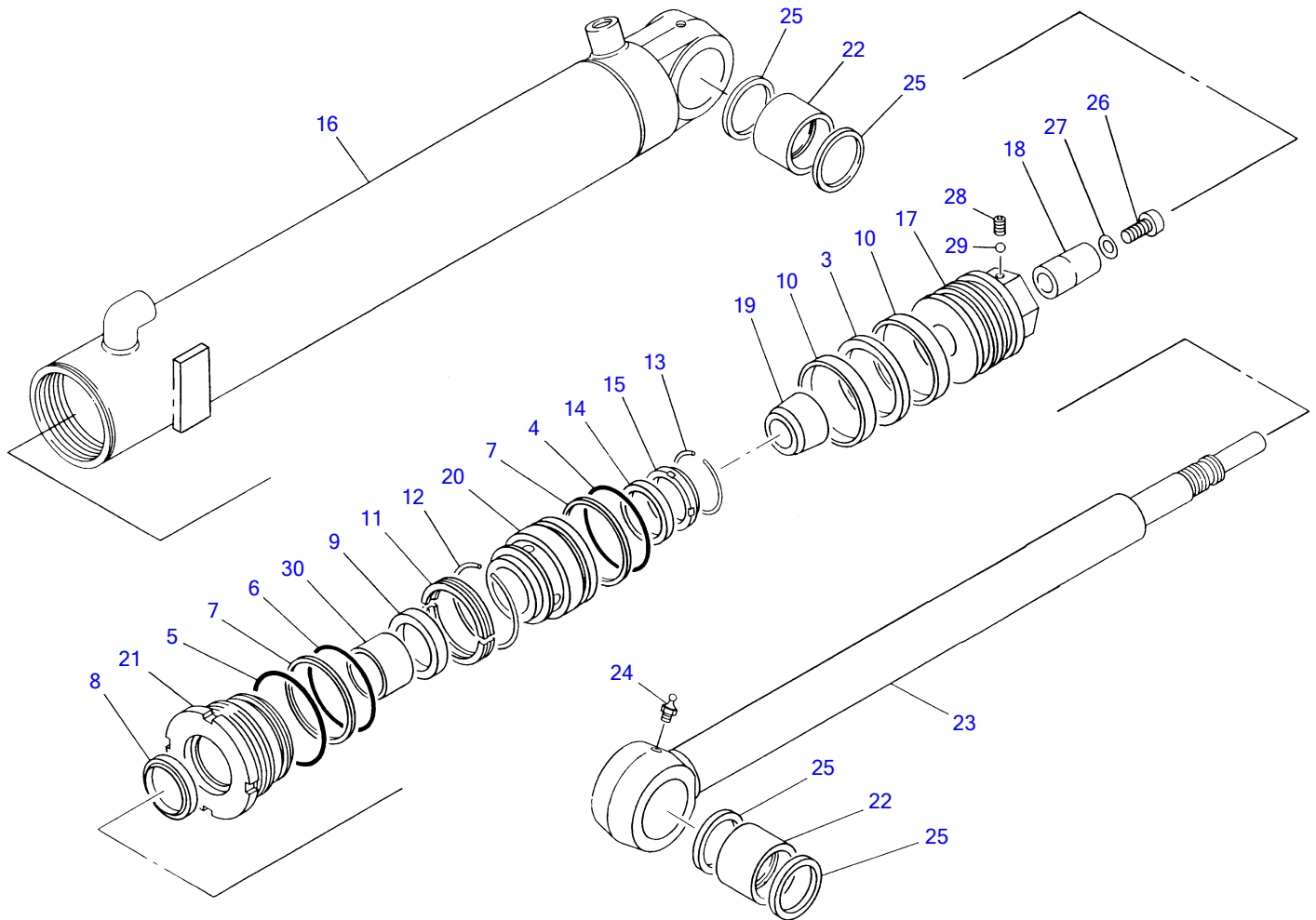
Item	Part number	Description	Q'ty	Chan.	Serial No.	Serv.	Remarks
1	1900056300	CYLINDER ASSY	1				
2	1900055099	▪ KIT, seal	1				
3	X 1410540559	▪ ▪ PACKING, rod	1				
4	X 1900048431	▪ ▪ SEAL, dust	1				
5	X 1421130650	▪ ▪ RING, back-up	1				
6	X 1420110650	▪ ▪ O-RING	1				
7	X 1420110700	▪ ▪ O-RING	1				
8	X 1900051132	▪ ▪ PACKING, piston	1				
9	1900055001	▪ ROD, piston	1				
10	1900045802	▪ BUSHING	1				19000-43920
11	1900045820	▪ BUSHING	1				19000-43902
12	1900055003	▪ COVER, rod	1				
13	1900055006	▪ PISTON	1				
14	1900056307	▪ TUBE	1				
15	1900056308	▪ HOLDER, rod packing	1				
16	1900051131	▪ RING, wear	2				
17	1333004030	▪ BUSHING	1				
18	1221000055	▪ RING, snap	1				
19	1390010250	▪ BALL, steel	1				
20	1121040608	▪ SET-SCREW	1				
21	1432200040	▪ SEAL, dust	4				
22	1560001900	▪ NIPPLE, grease	1				
23	1560001000	▪ NIPPLE, grease	1				
	G353a2L						



G3-54a-0-D

DOZER BLADE CYLINDER

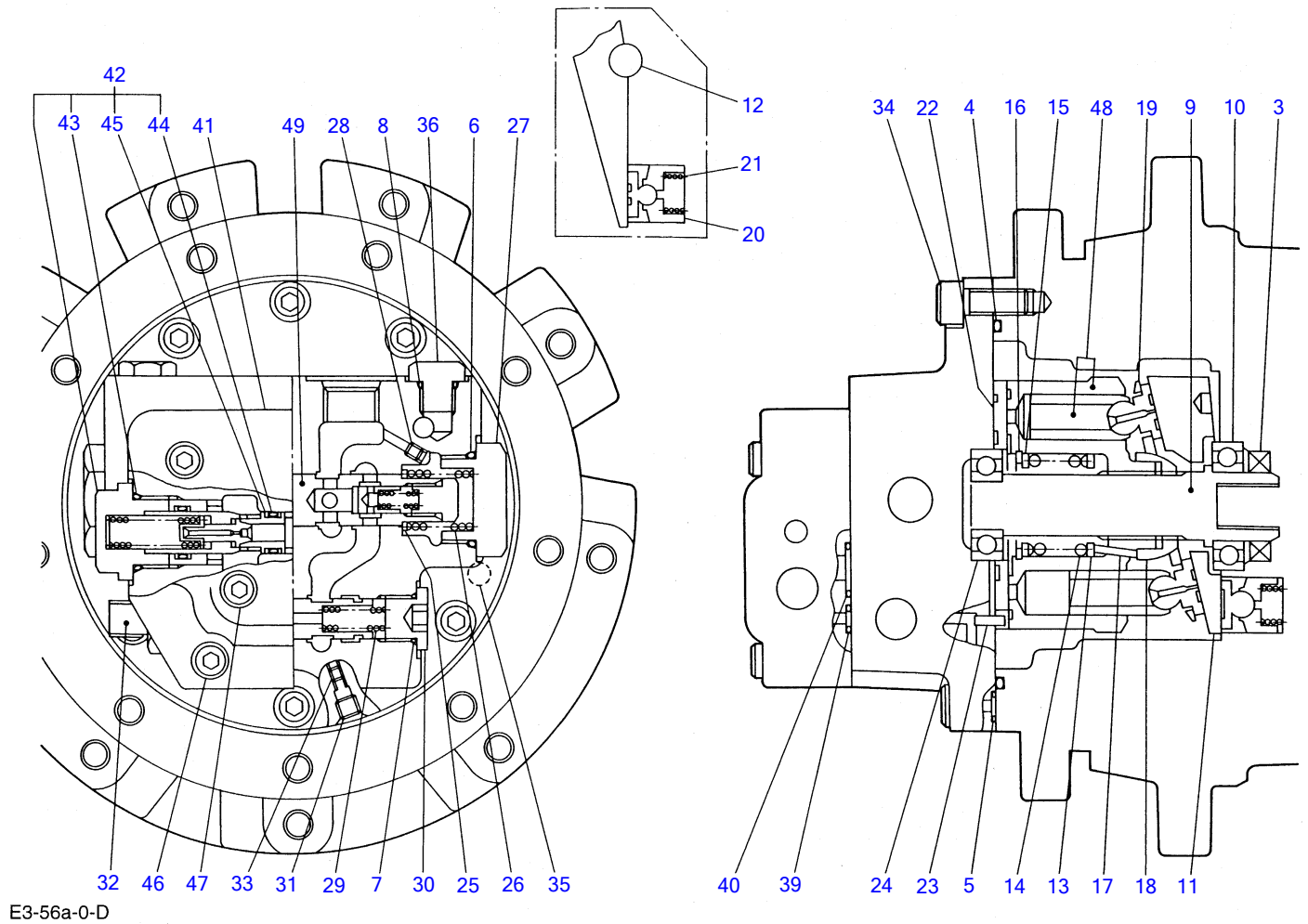
Item	Part number	Description	Q'ty	Chan.	Serial No.	Serv.	Remarks
1	1900055100	CYLINDER ASSY	1				
2	1900055199	• KIT, seal	1				
3	X 1900047031	• • PACKING, piston	1				
4	X 1420111000	• • O-RING	1				
5	X 1420110950	• • O-RING	1				
6	X 1421130950	• • RING, back-up	1				
7	X 1900047034	• • SEAL, dust	1				
8	X 1900047033	• • PACKING, rod	1				
9	1900047032	• RING, wear	2				
10	1900016408	• HOLDER, rod packing	1				
11	1900055107	• TUBE	1				
12	1900055106	• PISTON	1				
13	1900055103	• COVER, rod	1				
14	1900046002	• BUSHING	2				
15	1900055101	• ROD, piston	1				
16	1560001900	• NIPPLE, grease	1				
17	1560001000	• NIPPLE, grease	1				
18	1432200055	• SEAL, dust	4				
19	1121000810	• SET-SCREW	1				
20	1390010350	• BALL, steel	1				
21	1221000075	• RING, snap	1				
22	1333005530	• BUSHING	1				
	G354a2L						



G3-55a-0-D

SWING CYLINDER

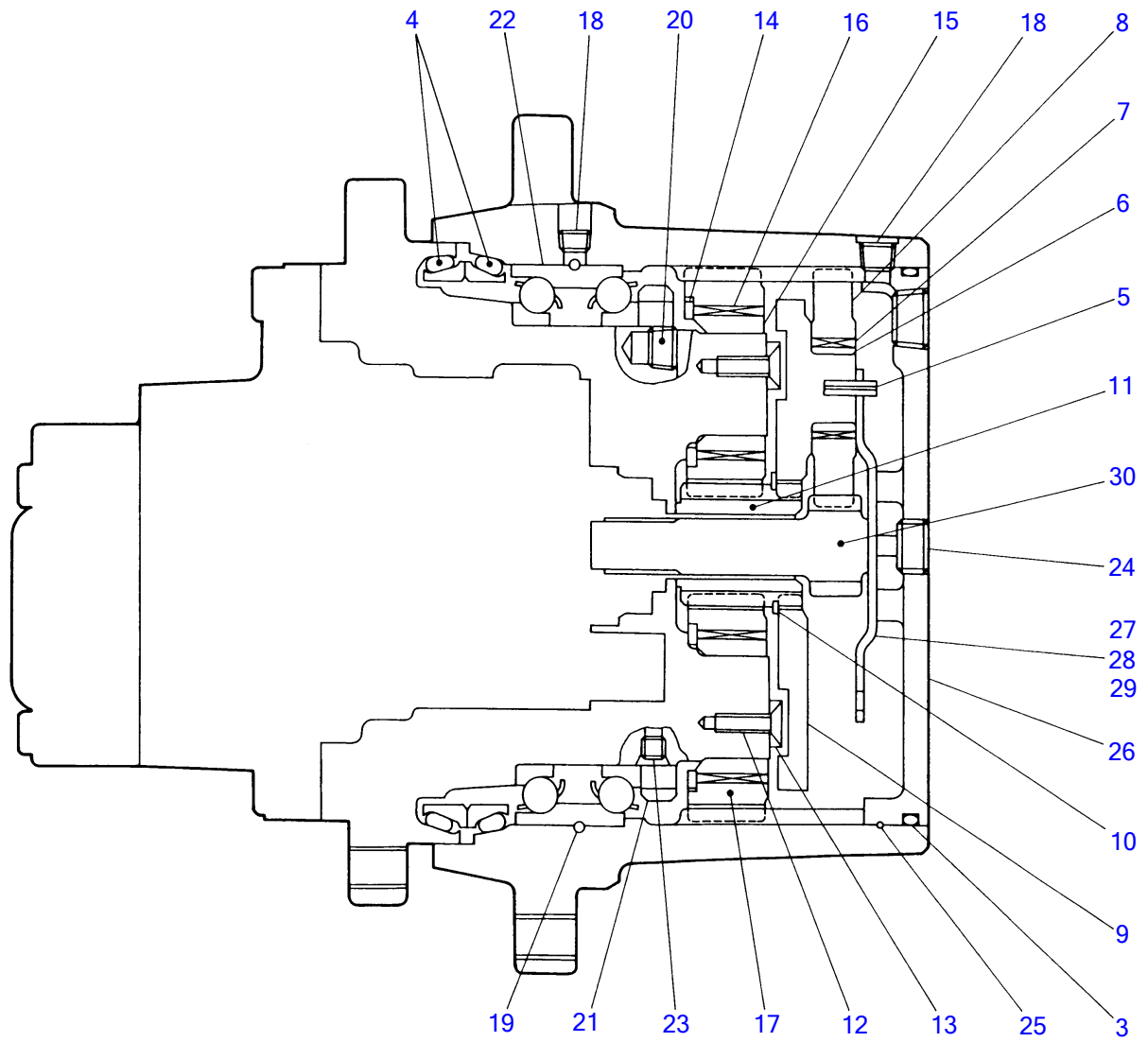
Item	Part number	Description	Q'ty	Chan.	Serial No.	Serv.	Remarks
1	1900056100	CYLINDER ASSY	1				
2	1900054199	• KIT, seal	1				
3	X 1900047231	• • PACKING, piston	1				
4	X 1420110700	• • O-RING	1				
5	X 1420110800	• • O-RING	1				
6	X 1420110750	• • O-RING	1				
7	X 1421130750	• • RING, back-up	2				
8	X 1900047233	• • SEAL, dust	1				
9	X 1900005912	• • PACKING, rod	1				
10	1900047232	• RING, wear	2				
11	1900054127	• CONNECTOR	1				
12	1900054126	• STOPPER	1				
13	1900049426	• STOPPER	1				
14	1900050216	• RING, cushion	1				
15	1900049415	• SPACER	1				
16	1900056107	• TUBE	1				
17	1900054106	• PISTON	1				
18	1900054505	• BEARING, cushion	1				
19	1900052805	• BEARING, cushion	1				
20	1900054174	• RETAINER	1				
21	1900054103	• COVER, rod	1				
22	1900015520	• BUSHING	2				19000-10302
23	1900054501	• ROD, piston	1				
24	1560001000	• NIPPLE, grease	1				
25	1432200045	• SEAL, dust	4				
26	1100041216	• BOLT	1				
27	1141110012	• WASHER	1				
28	1121000608	• SET-SCREW	1				
29	1390010250	• BALL, steel	1				
30	1333004530	• BUSHING	1				
	G355a3L						



TRAVEL MOTOR (1/2) (without parking brake)

Item	Part number	Description	Q'ty	Chan.	Serial No.	Serv.	Remarks
1	1903108600	MOTOR ASSY	1				motor sec.
2	1903108499	• KIT, seal	1				
3	X 1903106804	• • SEAL, oil	1				
4	X 1420101250	• • O-RING	1				
5	X 1420010070	• • O-RING	2				
6	X 1420010290	• • O-RING	2				
7	X 1420010140	• • O-RING	2				
8	X 1420010110	• • O-RING	2				
9	1903108102	• SHAFT	1				
10	1903108103	• BEARING, ball	1				
11	1903107005	• PLATE, swash	1				
12	1390021050	• BALL, steel	2				
13	1903106808	• COLLAR	1				
14	1903106809	• SPRING	1				
15	1903007109	• WASHER	1				
16	1221000037	• RING, snap	1				
17	1903106812	• PIN	3				
18	1903106813	• HOLDER, retainer	1				
19	1903106814	• PLATE, retainer	1				
20	1903107919	• PISTON	2				
21	1903106820	• SPRING	2				
22	1903106825	• PLATE, valve	1				
23	1903005224	• PIN	1				
24	1903107927	• BEARING, ball	1				
25	1901803003	• SHEET, spring	2				
26	1901802408	• SPRING	2				
27	1903106838	• CAP	2				
28	1903102038	• ORIFICE	2				
29	1903106842	• SPRING	1				
30	1903106843	• PLUG	1				
31	1901804213	• PLUG	2				
32	1903106846	• PLUG	1				
33	1903107047	• ORIFICE	4				
34	1110051025	• SCREW, cap	6				
35	1903102019	• PIN	2				
36	1903108655	• PLUG	2				
37	1901806300	• BLOCK ASSY, relief	1				
38	1901806399	• • KIT, seal	1				
39	X 1420010070	• • • O-RING	3				
40	X 1420010160	• • • O-RING	2				
41	1901806301	• • BODY, valve	1				
42	1901800029	• • VALVE ASSY, relief	2				
43	1420010240	• • • O-RING	1				
44	1420010120	• • • O-RING	1				
45	1421020120	• • • RING, back-up	2				
46	1110050840	• • SCREW, cap	4				
47	1501810002	• • PLUG	2				
48	1903108091	• SUB ASSY, piston	1				
49	1903108492	• SUB ASSY, base plate	1				

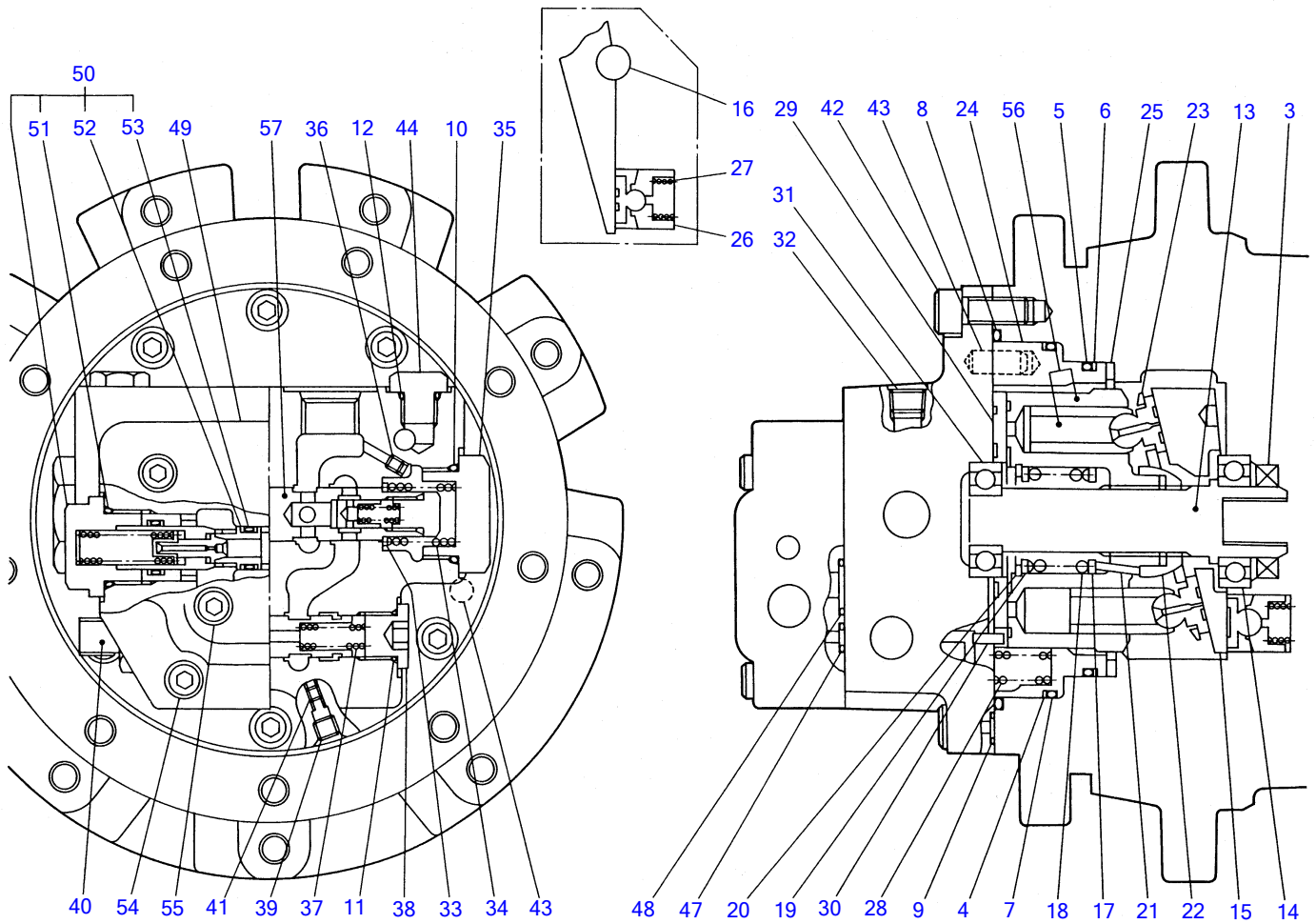
G356a1L



E3-56b-0-D

TRAVEL MOTOR (2/2) (without parking brake)

Item	Part number	Description	Q'ty	Chan.	Serial No.	Serv.	Remarks
1	1912900800	REDUCTION	1				reduction sec.
2	1912900799	• KIT, seal	1				
3	X 1420310259	• • O-RING	1				
4	X 1912001005	• • SEAL, floating	2				
5	1912900721	• PIN, spring	3				
6	1912900720	• LACE, inner	3				
7	1912900719	• CAGE & ROLLER	3				
8	1912900818	• GEAR, planetary	3				
9	1912900817	• HOLDER	1				
10	1220000035	• RING, snap	1				
11	1912900715	• GEAR, sun	1				
12	1912900714	• SCREW	4				
13	1912900713	• PLATE, thrust	1				
14	1912900712	• WASHER, thrust	4				
15	1912900711	• COLLAR	4				
16	1912900710	• CAGE & ROLLER	4				
17	1912900709	• GEAR, planetary	4				
18	1501810001	• PLUG	2				
19	1390020250	• BALL, steel	131				
20	1501810002	• PLUG	2				
21	1912900704	• NUT, ring	1				
22	1912900703	• BEARING	1				
23	1901804213	• PLUG	2				
24	1501810003	• PLUG	2				
25	1912900726	• WIRE	1				
26	1912900724	• COVER	1				
27	1912900730	• PLATE, thrust	1				
28	1912900729	• PLATE, thrust	1				
29	1912900723	• PLATE, thrust	1				
30	1912900822	• GEAR, drive	1				
	G356b1L						

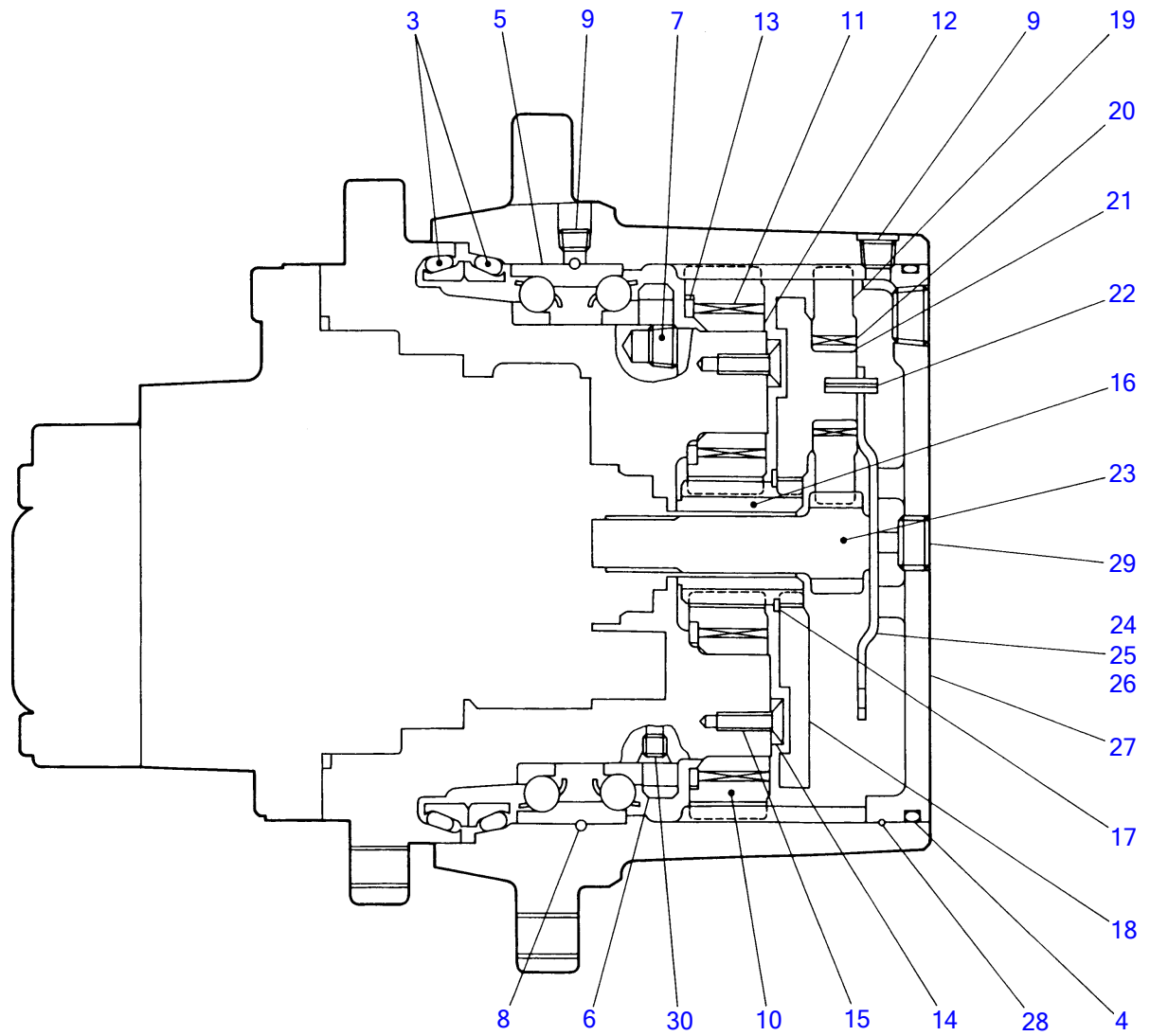


E3-56d-0-D

TRAVEL MOTOR (1/2) (with parking brake)

Item	Part number	Description	Q'ty	Chan.	Serial No.	Serv.	Remarks
1	1903108300	MOTOR ASSY	1				motor sec.
2	1903108199	• KIT, seal	1				
3	X 1903106804	• • SEAL, oil	1				
4	X 1421131200	• • RING, back-up	1				
5	X 1420111050	• • O-RING	1				
6	X 1421131050	• • RING, back-up	1				
7	X 1420111200	• • O-RING	1				
8	X 1903108128	• • O-RING	1				
9	X 1420010070	• • O-RING	3				
10	X 1420010290	• • O-RING	2				
11	X 1420010140	• • O-RING	2				
12	X 1420010110	• • O-RING	2				
13	1903108102	• SHAFT	1				
14	1903108103	• BEARING	1				
15	1903106805	• PLATE, swash	1				
16	1390021050	• BALL, steel	2				
17	1903106808	• COLLAR	1				
18	1903106809	• SPRING	1				
19	1903007109	• WASHER	1				
20	1221000037	• RING, snap	1				
21	1903106812	• PIN	3				
22	1903106813	• HOLDER	1				
23	1903106814	• PLATE	1				
24	1903108117	• PISTON	1				
25	1903108118	• PLATE	1				
26	1903107919	• PISTON ASSY	2				
27	1903106820	• SPRING	2				
28	1903108121	• SPRING	10				
29	1903106825	• PLATE, valve	1				
30	1903005224	• PIN	1				
31	1903107927	• BEARING	1				
32	1501810002	• PLUG	1				
33	1901803003	• SHEET	2				
34	1901802408	• SPRING	2				
35	1903106838	• CAP	2				
36	1903102038	• ORIFICE	2				
37	1903106842	• SPRING	1				
38	1903106843	• PLUG	1				
39	1901804213	• PLUG	3				
40	1903106846	• PLUG	1				
41	1903107047	• ORIFICE	5				
42	1110051025	• SCREW, cap	6				
43	1903102019	• PIN	4				
44	1903104432	• PLUG	2				
45	1901806300	• BLOCK ASSY, relief	1				
46	1901806399	• • KIT, seal	1				
47	X 1420010070	• • • O-RING	3				
48	X 1420010160	• • • O-RING	2				
49	1901806301	• • BODY, valve	1				
50	1901800029	• • VALVE ASSY, relief	2				
51	1420010240	• • • O-RING	1				
52	1420010120	• • • O-RING	1				
53	1421020120	• • • RING, back-up	2				
54	1110050840	• • SCREW, cap	4				
55	1501810002	• • PLUG	2				
56	1903107991	• SUB ASSY, piston	1				
57	1903108192	• SUB ASSY, base plate	1				

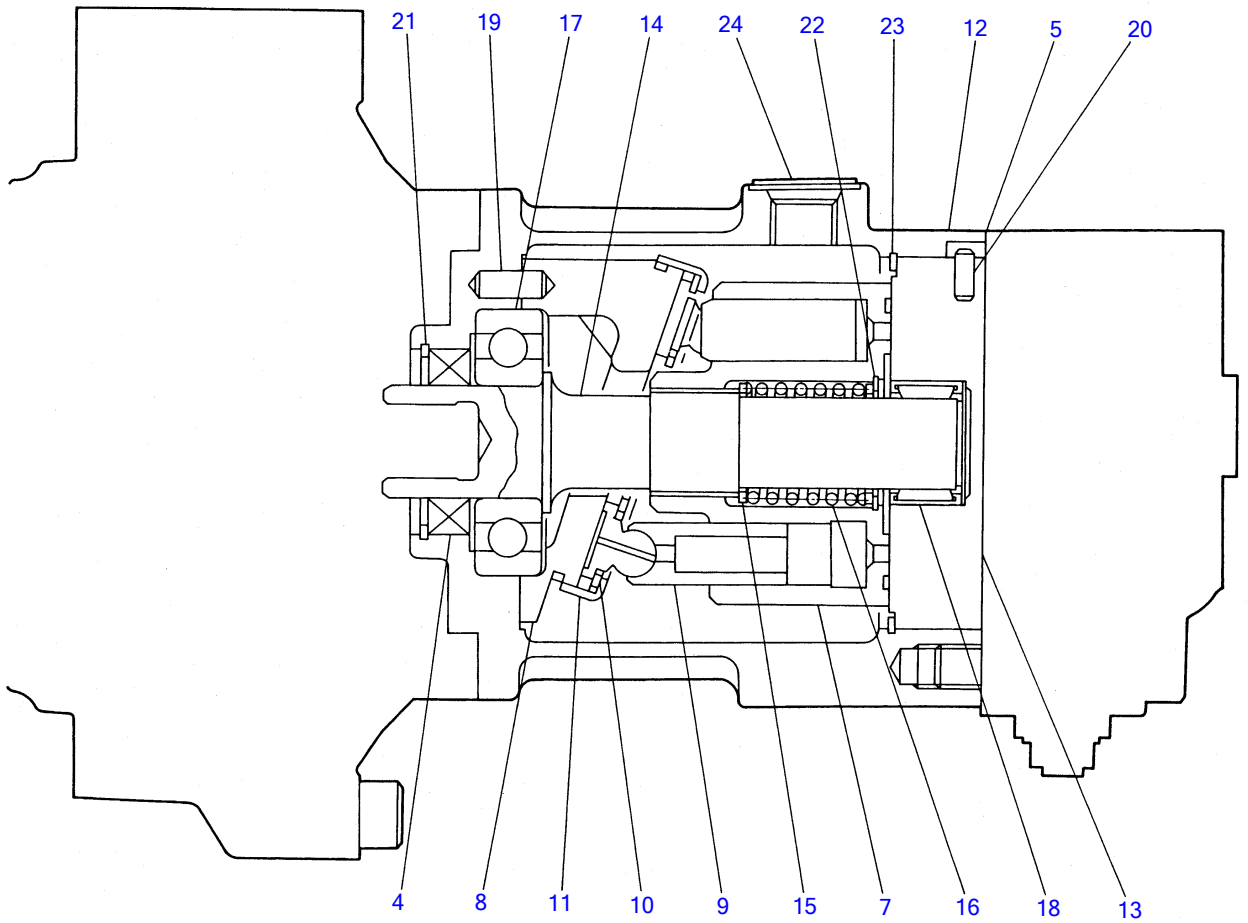
G356d1L



E3-56e-0-D

TRAVEL MOTOR (2/2) (with parking brake)

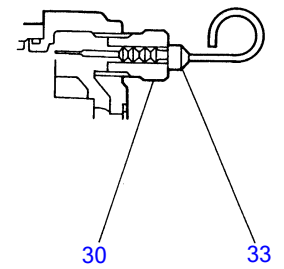
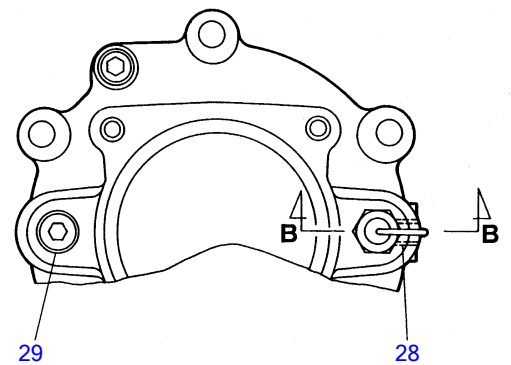
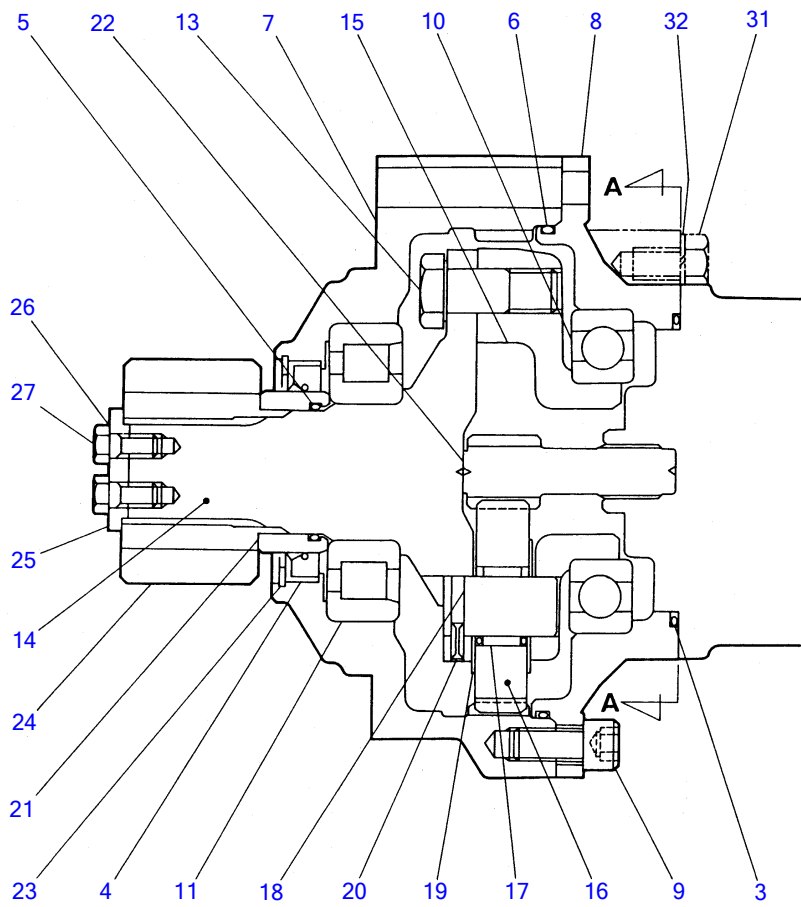
Item	Part number	Description	Q'ty	Chan.	Serial No.	Serv.	Remarks
1	1912902000	REDUCTION	1				reduction sec.
2	1912901999	• KIT, seal	1				
3	X 1912001005	• • SEAL, floating	2				
4	X 1903007227	• • O-RING	1				
5	1912900703	• BEARING	1				
6	1912900704	• NUT, ring	1				
7	1501810002	• PLUG	3				
8	1390020250	• BALL, steel	131				
9	1501810001	• PLUG	2				
10	1912900709	• GEAR	4				
11	1912900710	• CAGE & ROLLER	4				
12	1912900711	• COLLAR	4				
13	1912900712	• WASHER	4				
14	1912900713	• PLATE	1				
15	1912900714	• SCREW	4				
16	1912900715	• GEAR, sun	1				
17	1220000035	• RING, snap	1				
18	1912900717	• HOLDER	1				
19	1912900818	• GEAR, planetary	3				
20	1912900719	• CAGE & ROLLER	3				
21	1912900720	• LACE, inner	3				
22	1912900721	• PIN, spring	3				
23	1912900822	• DRIVE, gear	1				
24	1912900723	• PLATE	1				t=1.8mm
25	1912900729	• PLATE	1				t=2.3mm
26	1912900730	• PLATE	1				t=2.8mm
27	1912900724	• COVER	1				
28	1912900726	• WIRE	1				
29	1501810003	• PLUG	2				
30	1901804213	• PLUG	2				
	G356e2L						



E3-57a-1-D

SLEW MOTOR (1/3) (without parking brake)

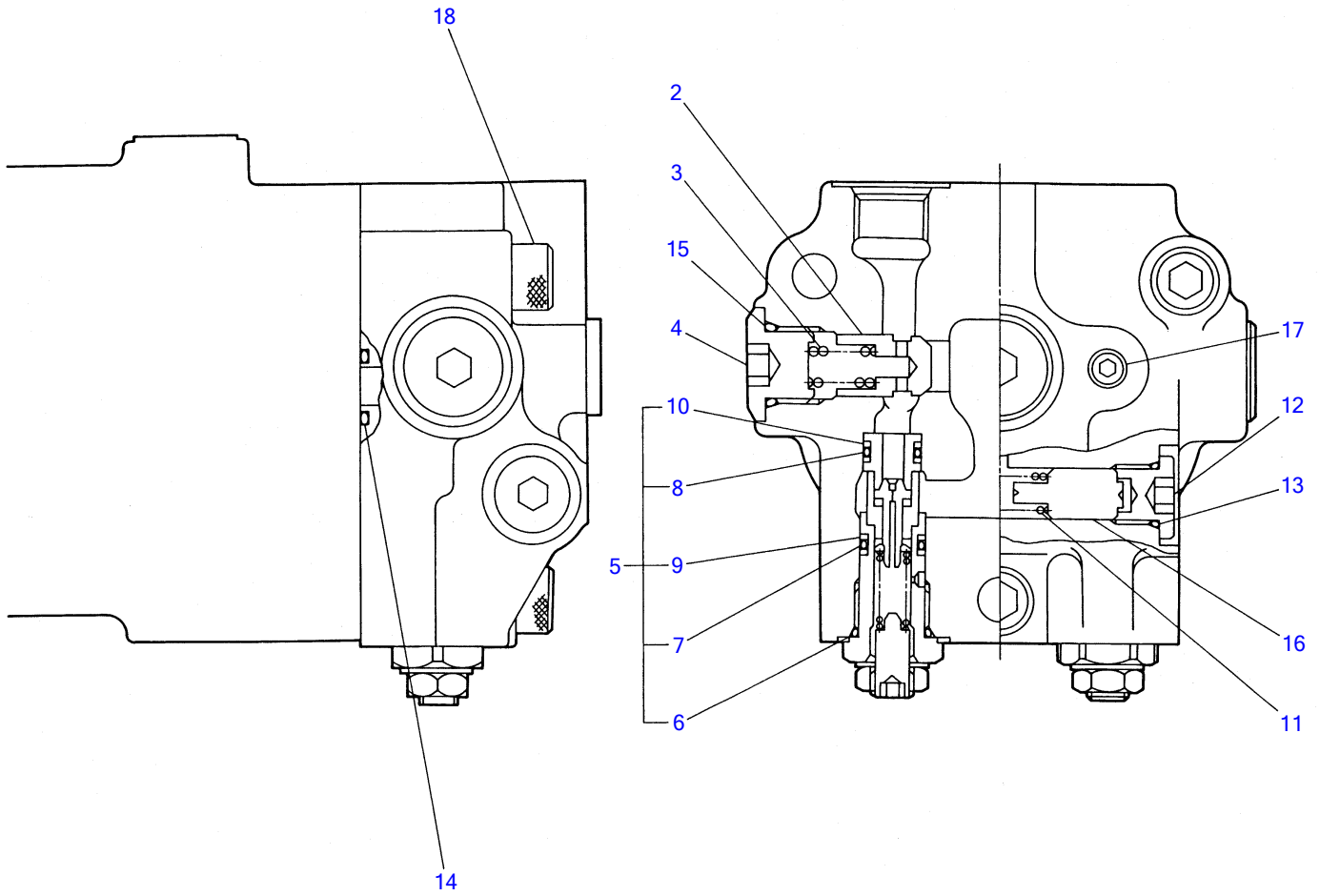
Item	Part number	Description	Q'ty	Chan.	Serial No.	Serv.	Remarks
1	1903109900	MOTOR ASSY	1				motor sec.
2	1903900600	· MOTOR, piston	1				
3	1903005299	· · KIT, seal	1				
4	X 1903002204	· · · SEAL, oil	1				
5	X 1432900020	· · · GASKET	1				
6	1903900690	· · BLOCK KIT, cylinder	1				
7	X *****	· · · BLOCK, cylinder	1				
8	X *****	· · · PLATE, swash	1				
9	X *****	· · · PISTON ASSY	9				
10	X *****	· · · PLATE, retainer	1				
11	X *****	· · · HOLDER, retainer	1				
12	1903900601	· · CASE	1				
13	1903900602	· · BLOCK, port	1				
14	1903900605	· · SHAFT	1				
15	1903007109	· · WASHER	2				
16	1903007110	· · SPRING	1				
17	1903900611	· · BEARING	1				
18	1903000612	· · BEARING, needle	1				
19	1903900613	· · PIN	1				
20	1212000612	· · PIN	1				
21	1221000050	· · RING, snap	1				
22	1221000037	· · RING, snap	1				
23	1903005222	· · RING, snap	1				
24	1903005221	· PLUG	4				
	G357a1L						



E3-57b-0-D

SLEW MOTOR (2/3) (without parking brake)

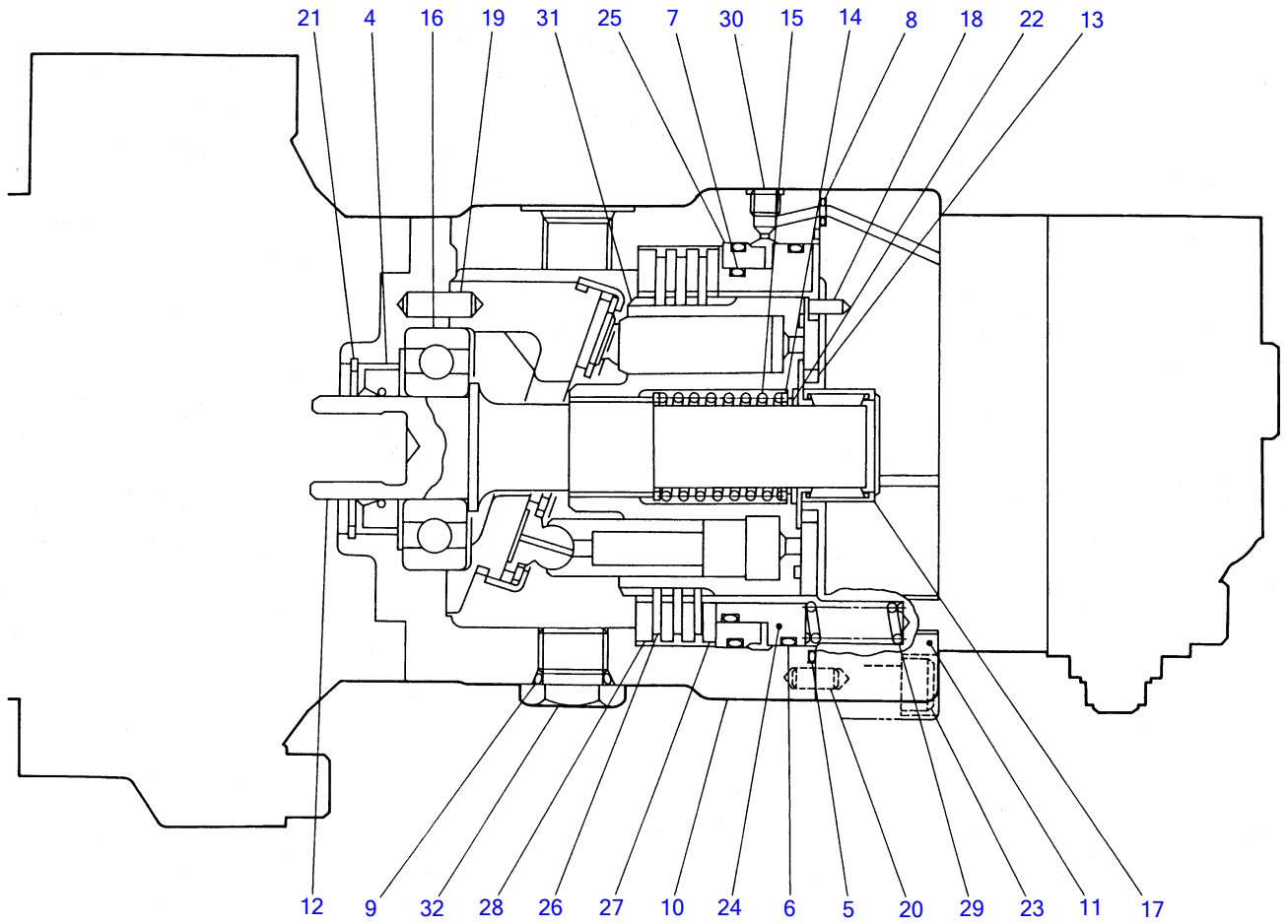
Item	Part number	Description	Q'ty	Chan.	Serial No.	Serv.	Remarks
1	1912901700	• • REDUCTION	1				reduction sec.
2	1912900599	• • KIT, seal	1				
3	X 1421001100	• • • O-RING	1				
4	X 1912900507	• • • SEAL, oil	1				
5	X 1420100450	• • • O-RING	1				
6	X 1420310261	• • • O-RING	1				
7	1912900501	• • CASE, lower	1				
8	1912900502	• • CASE, upper	1				
9	1110051225	• • SCREW, cap	2				
10	1912900505	• • BEARING, ball	1				
11	1912900506	• • BEARING	1				
12	1912900509	• • SHAFT ASSY	1				
13	X *****	• • • BOLT	3				
14	X *****	• • • SHAFT	1				
15	X *****	• • • HOLDER	1				
16	1912900510	• • GEAR, planetary	3				
17	1912001715	• • CAGE & ROLLAR	3				
18	1912900512	• • SHAFT	3				
19	1912001016	• • PLATE, thrust	6				
20	1213000414	• • PIN, spring	3				
21	1912901615	• • COLLAR	1				
22	1912900517	• • GEAR, drive	1				
23	1221000082	• • RING, snap	1				
24	1912901120	• • PINION	1				
25	1912901621	• • PLATE	1				
26	1912900522	• • WASHER, lock	1				
27	1100050820	• • BOLT	2				
28	1501810002	• • PLUG	1				
29	1501810004	• • PLUG	1				
30	1912900526	• • PLUG	1				
31	1100051230	• • BOLT	4				
32	1140010012	• • WASHER, spring	4				
33	1912900508	• • GAUGE	1				
	G357b1L						



E3-57c-0-D

SLEW MOTOR (3/3) (without parking brake)

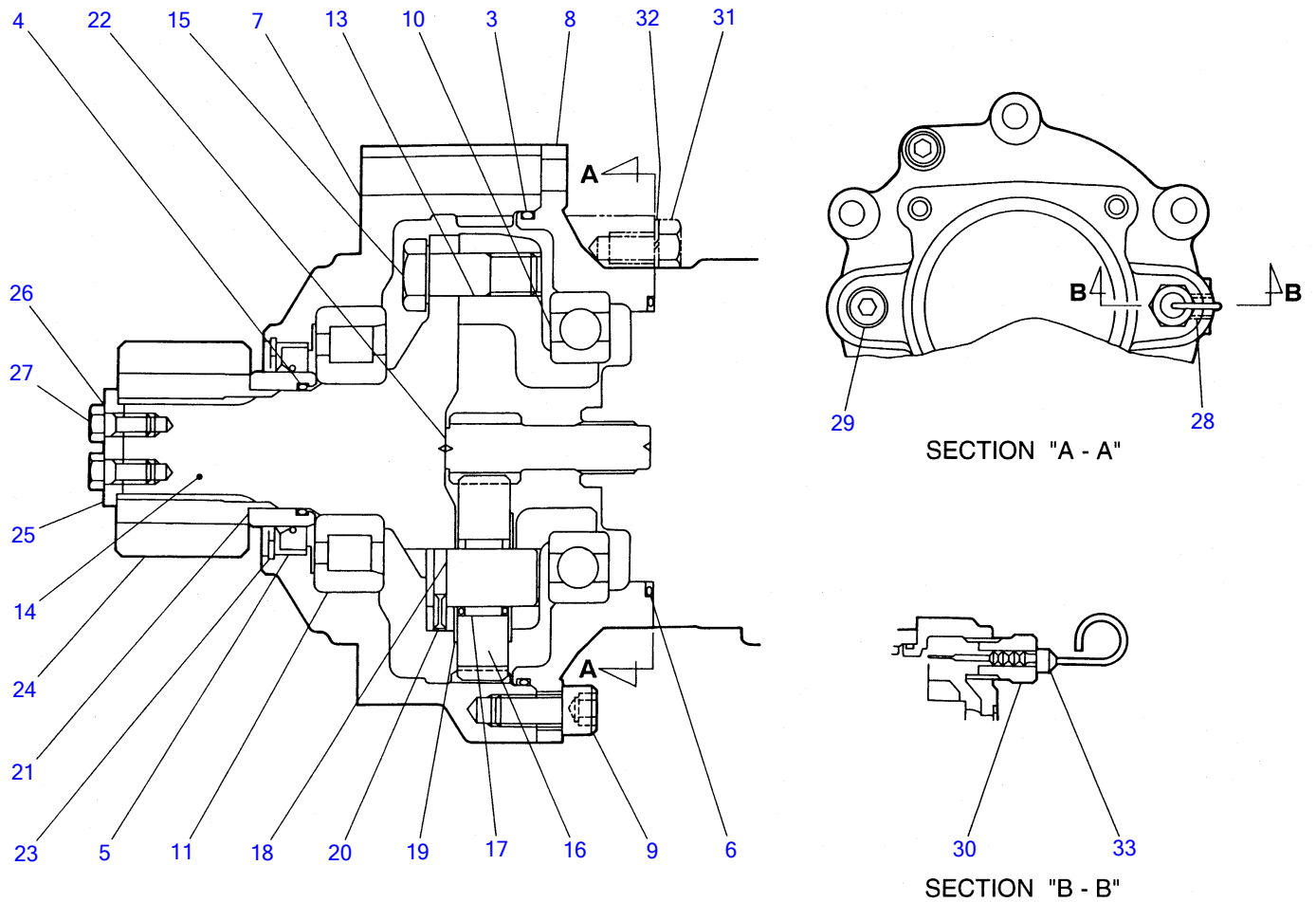
Item	Part number	Description	Q'ty	Chan.	Serial No.	Serv.	Remarks
1	1901806100	VALVE ASSY	1				valve sec.
2	1901805902	• VALVE, check	2				
3	1901805903	• SPRING	2				
4	1901805904	• PLUG	2				
5	1901800028	• VALVE ASSY, relief	2				
6	1420010180	• • O-RING	1				
7	1420000140	• • O-RING	1				
8	1420010120	• • O-RING	1				
9	1421020140	• • RING, back-up	2				
10	1421020120	• • RING, back-up	2				
11	1901803015	• SPRING	2				
12	1901805907	• PLUG	2				
13	1420010180	• O-RING	3				
14	1420010200	• O-RING	2				
15	1420010140	• O-RING	2				
16	1901805905	• PISTON	2				
17	1501810001	• PLUG	2				
18	1110051255	SCREW, cap	3				
	G357c1L						



E3-57d-0-D

SLEW MOTOR (1/3) (with parking brake)

Item	Part number	Description	Q'ty	Chan.	Serial No.	Serv.	Remarks
1	1903110000	MOTOR ASSY	1				motor sec.
2	1903902400	· MOTOR, piston	1				
3	1903902499	· · KIT, seal	1				
4	X 1903002204	· · · SEAL, oil	1				
5	X 1420501250	· · · O-RING	1				
6	X 1420111150	· · · O-RING	2				
7	X 1420111000	· · · O-RING	1				
8	X 1420010050	· · · O-RING	1				
9	X 1420010180	· · · O-RING	1				
10	1903902401	· · CASE	1				
11	1903902402	· · BLOCK, port	1				
12	1903900605	· · SHAFT	1				
13	1903902407	· · PLATE, valve	1				
14	1903007109	· · WASHER	2				
15	1903007110	· · SPRING	1				
16	1903900611	· · BEARING, ball	1				
17	1903900612	· · BEARING, needle	1				
18	1212000412	· · PIN	1				
19	1903900613	· · PIN	1				
20	1212000612	· · PIN	2				
21	1221000050	· · RING, snap	1				
22	1221000037	· · RING, snap	1				
23	1110051040	· · SCREW, cap	8				
24	1903902425	· · PISTON, brake	1				
25	1903902426	· · COLLAR	1				
26	1903902427	· · PLATE	3				
27	1903902428	· · PLATE	3				
28	1903902429	· · PLATE	1				
29	1903902430	· · SPRING	8				
30	1501810000	· · PLUG	1				
31	1903902490	· · BLOCK KIT, cylinder	1				
32	1903100308	· PLUG	1				
	G357d1L						

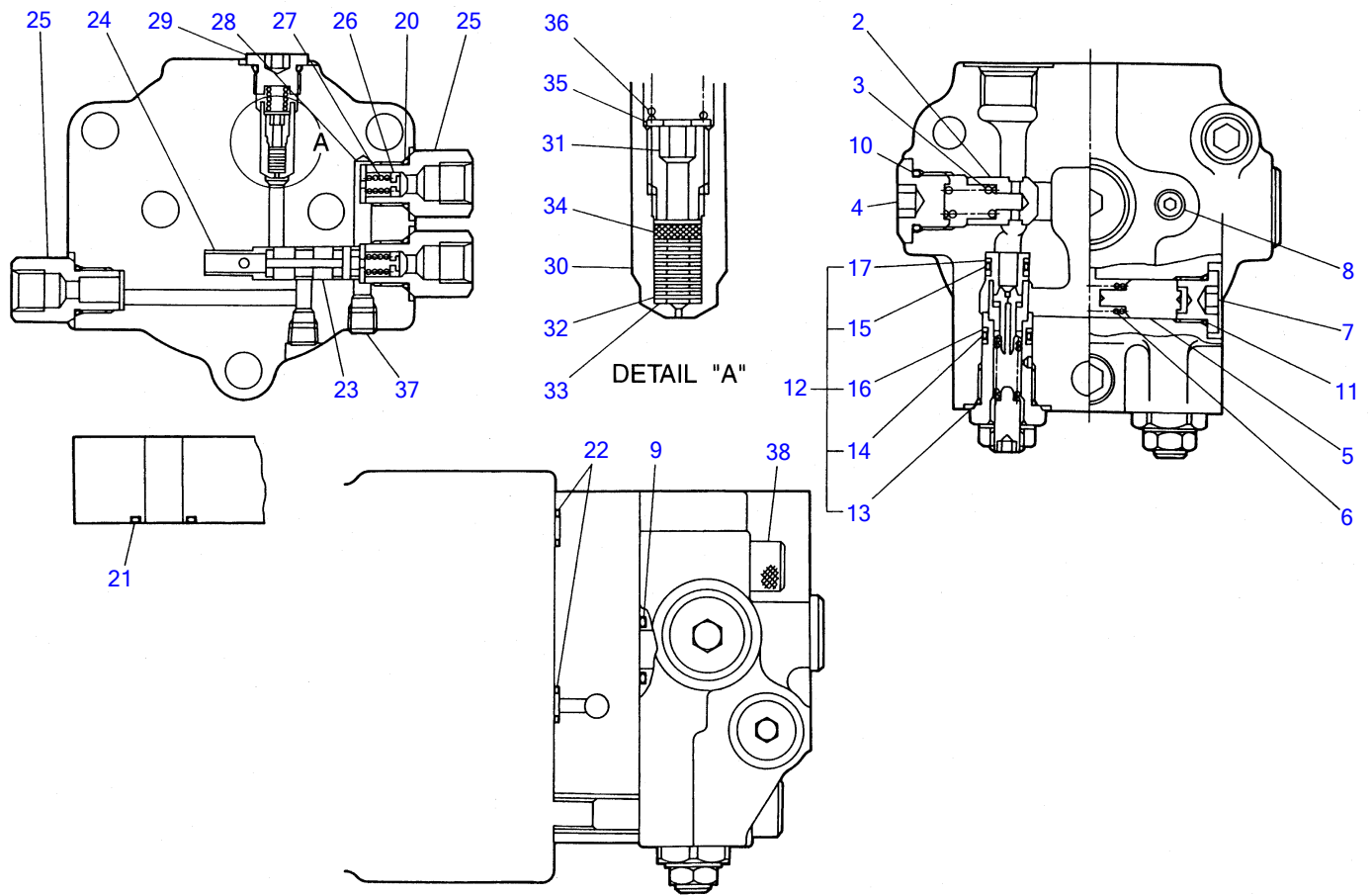


E3-57e-0-D

SLEW MOTOR (2/3) (with parking brake)

Item	Part number	Description	Q'ty	Chan.	Serial No.	Serv.	Remarks
1	1912901700	• REDUCTION	1				reduction sec.
2	1912900599	• • KIT, seal	1				
3	X 1420310261	• • • O-RING	1				
4	X 1420100450	• • • O-RING	1				
5	X 1912900507	• • • SEAL, oil	1				
6	X 1421001100	• • • O-RING	1				
7	1912900501	• • CASE	1				
8	1912900502	• • CASE	1				
9	1110051225	• • SCREW, cap	2				
10	1912900505	• • BEARING, ball	1				
11	1912900506	• • BEARING	1				
12	1912900509	• • SHAFT ASSY	1				
13	X *****	• • • HOLDER	1				
14	X *****	• • • SHAFT	1				
15	X *****	• • • BOLT	3				
16	1912900510	• • GEAR, planetary	3				
17	1912001715	• • CAGE&ROLLER	3				
18	1912900512	• • SHAFT, planetary	3				
19	1912001016	• • PLATE, thrust	6				
20	1213000414	• • PIN, spring	3				
21	1912901615	• • COLLAR	1				
22	1912900517	• • GEAR, drive	1				
23	1221000082	• • RING, snap	1				
24	1912901120	• • PINION	1				
25	1912901621	• • PLATE	1				
26	1912900522	• • WASHER, lock	1				
27	1100050820	• • BOLT	2				
28	1501810002	• • PLUG	1				
29	1501810004	• • PLUG	1				
30	1912900526	• • PLUG	1				
31	1100051230	• BOLT	4				
32	1140010012	• WASHER, spring	4				
33	1912900508	• GAUGE	1				

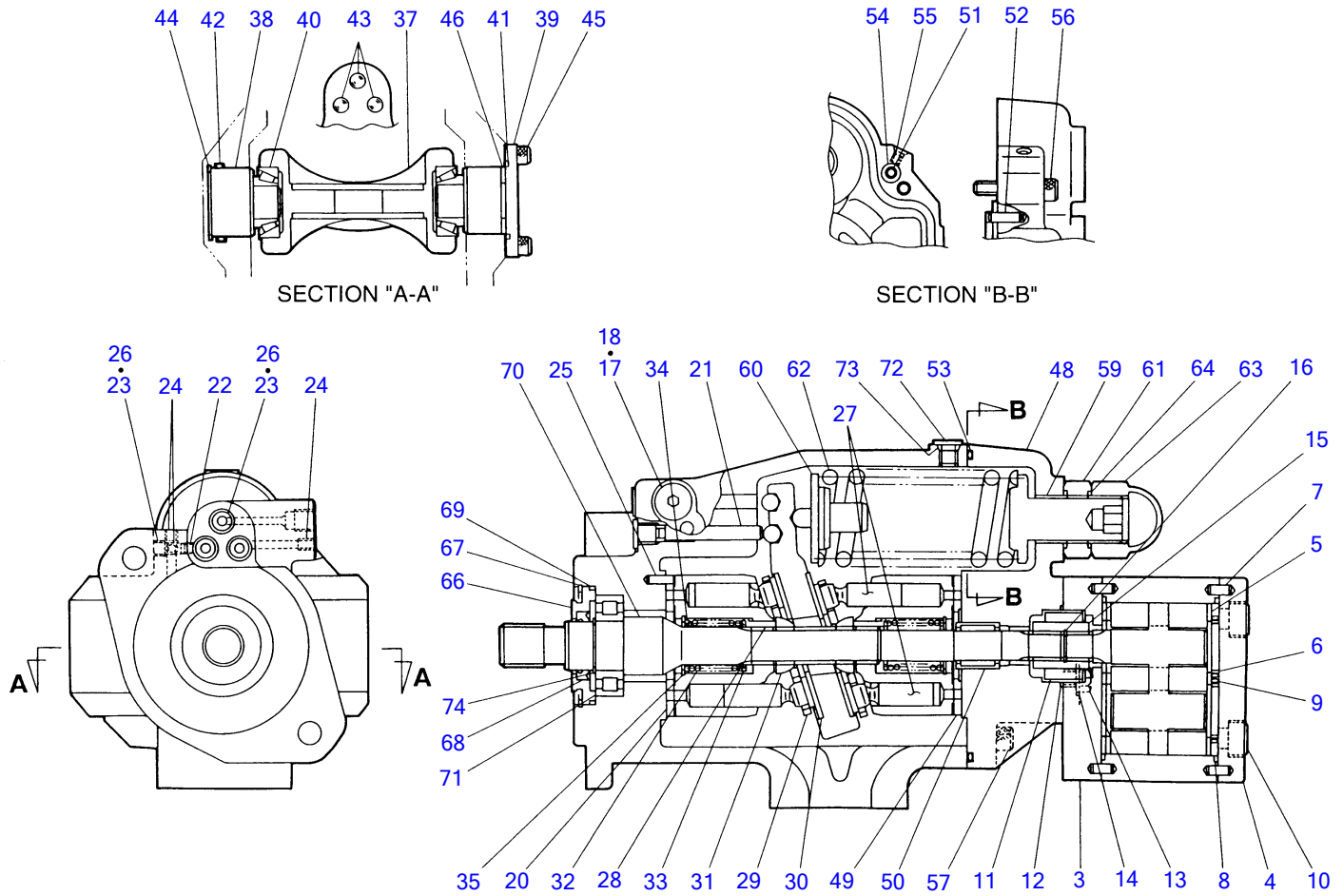
G357e1L



E3-57f-0-D

SLEW MOTOR (3/3) (with parking brake)

Item	Part number	Description	Q'ty	Chan.	Serial No.	Serv.	Remarks
1	1901806100	• • VALVE ASSY	1				valve sec.
2	1901805902	• • • VALVE, check	2				
3	1901805903	• • • SPRING	2				
4	1901805904	• • • PLUG	3				
5	1901805905	• • • PISTON	2				
6	1901803015	• • • SPRING	1				
7	1901805907	• • • PLUG	2				
8	1501810001	• • • PLUG	2				
9	1420010200	• • • O-RING	2				
10	1420010180	• • • O-RING	3				
11	1420010140	• • • O-RING	2				
12	1901800028	• • • VALVE ASSY, relief	2				
13	1420010180	• • • • O-RING	1				
14	1420000140	• • • • O-RING	1				
15	1420010120	• • • • O-RING	1				
16	1421020140	• • • • RING, back-up	2				
17	1421020120	• • • • RING, back-up	2				
18	1901807100	• • VALVE SUB ASSY	1				
19	1901807199	• • KIT, seal	1				
20	X 1420010140	• • • O-RING	4				
21	X 1420010200	• • • O-RING	2				
22	X 1420010100	• • • O-RING	2				
23	1901807102	• • VALVE	1				
24	1901807103	• • SPRING	1				
25	1901807104	• • PLUG	3				
26	1901807105	• • VALVE, check	2				
27	1901804104	• • SPRING	2				
28	1901807107	• • PLATE	2				
29	1901805907	• • PLUG	1				
30	1901807109	• • HOUSING	1				
31	1901807110	• • SCREW	1				
32	1901801720	• • ORIFICE	8				
33	1141110003	• • WASHER	10				
34	1901807113	• • FILTER	1				
35	1141110004	• • WASHER	1				
36	1901807115	• • SPRING	1				
37	1501810001	• • PLUG	2				
38	1110051290	• • SCREW, cap	3				
	G357f1L						

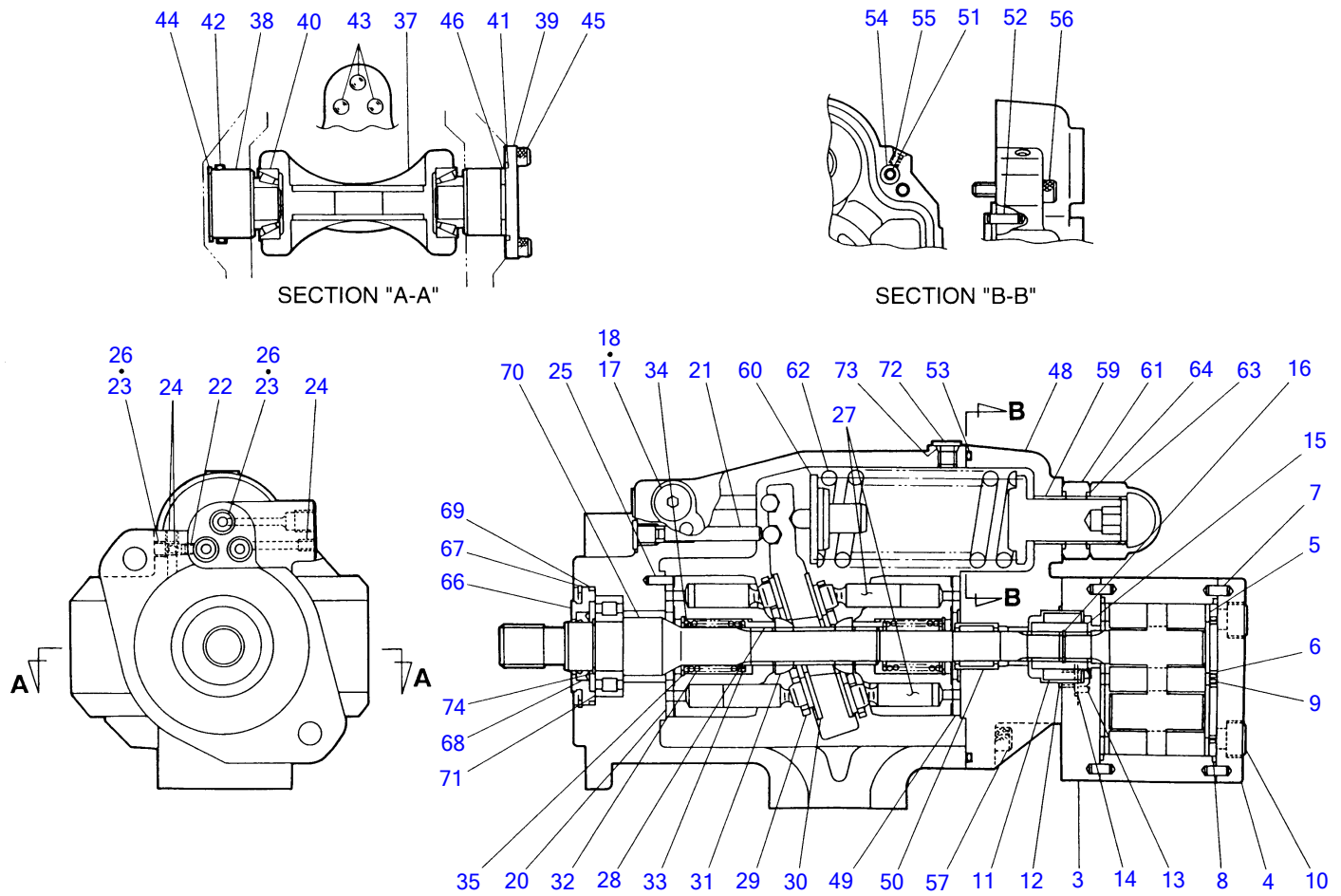


G3-58a-1-D

HYDRAULIC PUMP

Item	Part number	Description	Q'ty	Chan.	Serial No.	Serv.	Remarks
1	1902011300	PUMP ASSY	1				
2	1902901600	• PUMP, gear	1				
3	1902901601	• • FRAME	1				
4	1902901603	• • COVER	1				
5	1902901608	• • PLATE	2				
6	1902901609	• • GUIDE	2				
7	1902900716	• • PIN	2				
8	1902901611	• • RING	2				
9	1902901612	• • O-RING	2				
10	1110951080	• • SCREW, cap	4				
11	1902901614	• • BUSHING	1				
12	1420310029	• • O-RING	1				
13	1100050820	• • BOLT	2				
14	1141100008	• • WASHER	2				
15	1902011304	• COUPLING	1				
16	1212000013	• RING, snap	1				
17	1902900905	• PLUG	1				
18	1420010110	• O-RING	1				
19	1902901700	• HOUSING ASSY	1				
20	1902901702	• • PLATE	1				
21	1902901703	• • PISTON	2				
22	1902901705	• • ORIFICE	1				
23	1902900964	• • PLUG	4				
24	1902900727	• • PLUG	2				
25	1902901709	• • PIN	2				
26	1420010080	• • O-RING	4				
27	1902901800	• ROTARY ASSY	2				
28	1902901103	• PIN	3				
29	1902901804	• RETAINER	1				
30	1902901805	• PLATE	1				
31	1902901806	• GUIDE	1				
32	1902901807	• SPRING	1				
33	1902901808	• PLATE	1				
34	1902901809	• PLATE	1				
35	1221000028	• RING, snap	1				
36	1902901900	• HANGER ASSY	1				
37	1902901901	• • HANGER	1				
38	1902901902	• • SHAFT	2				
39	1902901903	• • COVER	1				
40	1902900503	• • BEARING	2				
41	1902901906	• • O-RING	1				
42	1902901907	• • O-RING	1				
43	1902901908	• • BALL, steel	3				
44	1221000040	• • RING, snap	1				
45	1110050616	• • SCREW, cap	4				
46	1902901911	• • SHIM	1				
47	1902902000	• COVER ASSY	1				
48	1902902001	• • COVER	1				
49	1902902002	• • PLATE	1				
50	1300206901	• • BEARING	1				
51	1902902005	• • ORIFICE	1				
52	1212000514	• • PIN	2				
53	1420310258	• • O-RING	1				
54	1420010080	• • O-RING	1				
55	1902900727	• • PLUG	1				
56	1110050845	• • SCREW, cap	1				
57	1110050830	• • SCREW, cap	3				
58	1902902100	• CONTROL ASSY	1				
59	1902902101	• • SCREW	1				
60	1902902103	• • PLATE	1				
61	1902901407	• • NUT	1				
62	1902902105	• • RING, snap	1				
63	1134220024	• • NUT	1				
64	1420310023	• • O-RING	2				
65	1902902200	• CASE ASSY	1				
66	1902901501	• • CASE	1				
67	1221000060	• • RING, snap	1				
68	1902900107	• • SEAL, oil	1				

TB035 Book No.PG3-102Z5 S/N 1355001-1358193
HYDRAULIC PUMP



G3-58a-1-D

HYDRAULIC PUMP

Item	Part number	Description	Q'ty	Chan.	Serial No.	Serv.	Remarks
69	1420310139	• • O-RING	1				
70	1902011307	• SHAFT	1				
71	1300002050	• BEARING	1				
72	1902010917	• PLUG	1				
73	1420000080	• O-RING	1				
74	1220000025	• RING, snap	1				
	G358a1L						

Engine for TB035 3TN84TL-RTBY

No.	Designation	Explanation																																																																																																																																																																																																						
⑱	Effective Machine No.	<p>When a part is changed, Effective Machine No. of a Model for which the part is applicable is indicated.</p> <div style="border: 1px solid black; padding: 5px; margin: 10px 0;"> <table border="1" style="width: 100%; border-collapse: collapse; font-size: 8px;"> <thead> <tr> <th>REF.</th> <th>LEV.</th> <th>PART NO.</th> <th>DESCRIPTION</th> <th>QTY</th> <th>UNIT</th> <th>REMARKS</th> </tr> </thead> <tbody> <tr> <td>1</td> <td></td> <td>724611-01560</td> <td>CYLINDER BLOCK ASSY.</td> <td>1</td> <td></td> <td></td> </tr> <tr> <td>1</td> <td>1-1</td> <td>724611-01561</td> <td>CYLINDER BLOCK ASSY.</td> <td>1</td> <td></td> <td>M</td> </tr> <tr> <td>2</td> <td></td> <td>E000165</td> <td>BLOCK COMP.</td> <td>1</td> <td></td> <td></td> </tr> <tr> <td>1</td> <td>2-1</td> <td>X124610-00001</td> <td>BLOCK COMP.</td> <td>1</td> <td></td> <td>M</td> </tr> <tr> <td>1</td> <td></td> <td>X124610-01010</td> <td>CYLINDER BLOCK</td> <td>1</td> <td></td> <td></td> </tr> <tr> <td>1</td> <td>3-1</td> <td>124610-01011</td> <td>CYLINDER BLOCK</td> <td>1</td> <td></td> <td>M (A)</td> </tr> <tr> <td>4</td> <td></td> <td>27241-160000</td> <td>PLUG 16</td> <td>1</td> <td></td> <td></td> </tr> <tr> <td>5</td> <td></td> <td>27241-400000</td> <td>PLUG 40</td> <td>6</td> <td></td> <td></td> </tr> <tr> <td>6</td> <td></td> <td>135400-01790</td> <td>PLUG M10X1.5</td> <td>2</td> <td></td> <td></td> </tr> <tr> <td>7</td> <td></td> <td>23414-100000</td> <td>GASKET 10</td> <td>2</td> <td></td> <td>10</td> </tr> <tr> <td>8</td> <td></td> <td>23871-010000</td> <td>PLUG P11/8</td> <td>8</td> <td></td> <td></td> </tr> <tr> <td>9</td> <td></td> <td>23871-020000</td> <td>PLUG P11/4</td> <td>2</td> <td></td> <td></td> </tr> <tr> <td>10</td> <td></td> <td>23871-030000</td> <td>PLUG P3/8</td> <td>5</td> <td></td> <td></td> </tr> <tr> <td>11</td> <td></td> <td>43600-500290</td> <td>COCK ASSY.</td> <td>1</td> <td></td> <td></td> </tr> <tr> <td>12</td> <td></td> <td>121850-02070</td> <td>BOLT</td> <td>12</td> <td></td> <td></td> </tr> <tr> <td>13</td> <td></td> <td>121850-02080</td> <td>BOLT</td> <td>2</td> <td></td> <td></td> </tr> <tr> <td>14</td> <td></td> <td>*REF 9=3</td> <td>BEARING, MAIN COMP.</td> <td>6</td> <td></td> <td></td> </tr> <tr> <td>15</td> <td></td> <td>X *REF 14</td> <td>BEARING, MAIN</td> <td>6</td> <td></td> <td></td> </tr> <tr> <td>16</td> <td></td> <td>X *REF 14</td> <td>BEARING, MAIN</td> <td>6</td> <td></td> <td></td> </tr> <tr> <td>17</td> <td></td> <td>121850-02160</td> <td>BEARING, MAIN COMP.</td> <td>1</td> <td></td> <td>(B)</td> </tr> <tr> <td>18</td> <td></td> <td>X 121850-02200</td> <td>BEARING, MAIN</td> <td>1</td> <td></td> <td></td> </tr> <tr> <td></td> <td></td> <td></td> <td>CAP, MAIN BEARING</td> <td>1</td> <td></td> <td></td> </tr> <tr> <td></td> <td></td> <td></td> <td>CAP, MAIN BEARING</td> <td>1</td> <td></td> <td></td> </tr> <tr> <td></td> <td></td> <td></td> <td>BEARING, MAIN</td> <td>5</td> <td></td> <td></td> </tr> <tr> <td></td> <td></td> <td></td> <td>BEARING, MAIN</td> <td>2</td> <td></td> <td></td> </tr> </tbody> </table> </div> <p>○ The parenthesized "A" indicates Model ⑥.</p> <p>○ The new part 724611-01561 is applicable for the engine above Engine No.000165 of 6PH-HT.</p> <p>○ In case of being discontinued, this is indicated for the first Machine No. which was discontinued.</p> <p>○ Date in calendar represents the time when change took place.</p> <p>○ Model and Effective Machine No. (Example) ⑥ (A)=6PH-HT (B)=E000158 (C)=6PH ⑱ (A)=E000165 6PH-T 6PHHT HT Applicable for the engine above Engine No.000165</p> <table border="1" style="margin-left: auto; margin-right: auto; border-collapse: collapse;"> <tr><td>C</td><td>Clutch No.</td></tr> <tr><td></td><td>Compressor No.</td></tr> <tr><td>D</td><td>Drive No.</td></tr> <tr><td>E</td><td>Engine No.</td></tr> <tr><td>M</td><td>Machine No.</td></tr> <tr><td>G</td><td>Generator No.</td></tr> <tr><td>W</td><td>Welding machine No.</td></tr> <tr><td>*</td><td>Month/Year in Calendar</td></tr> </table> <p style="margin-left: 200px;">(C = ××××××××)</p> <p style="margin-left: 200px;">Mark "x" is indicated for the part which was not able to notify a part change and confirm Effective Machine No. The Engine No. of 6PH remains unexplained.</p>	REF.	LEV.	PART NO.	DESCRIPTION	QTY	UNIT	REMARKS	1		724611-01560	CYLINDER BLOCK ASSY.	1			1	1-1	724611-01561	CYLINDER BLOCK ASSY.	1		M	2		E000165	BLOCK COMP.	1			1	2-1	X124610-00001	BLOCK COMP.	1		M	1		X124610-01010	CYLINDER BLOCK	1			1	3-1	124610-01011	CYLINDER BLOCK	1		M (A)	4		27241-160000	PLUG 16	1			5		27241-400000	PLUG 40	6			6		135400-01790	PLUG M10X1.5	2			7		23414-100000	GASKET 10	2		10	8		23871-010000	PLUG P11/8	8			9		23871-020000	PLUG P11/4	2			10		23871-030000	PLUG P3/8	5			11		43600-500290	COCK ASSY.	1			12		121850-02070	BOLT	12			13		121850-02080	BOLT	2			14		*REF 9=3	BEARING, MAIN COMP.	6			15		X *REF 14	BEARING, MAIN	6			16		X *REF 14	BEARING, MAIN	6			17		121850-02160	BEARING, MAIN COMP.	1		(B)	18		X 121850-02200	BEARING, MAIN	1						CAP, MAIN BEARING	1						CAP, MAIN BEARING	1						BEARING, MAIN	5						BEARING, MAIN	2			C	Clutch No.		Compressor No.	D	Drive No.	E	Engine No.	M	Machine No.	G	Generator No.	W	Welding machine No.	*	Month/Year in Calendar
REF.	LEV.	PART NO.	DESCRIPTION	QTY	UNIT	REMARKS																																																																																																																																																																																																		
1		724611-01560	CYLINDER BLOCK ASSY.	1																																																																																																																																																																																																				
1	1-1	724611-01561	CYLINDER BLOCK ASSY.	1		M																																																																																																																																																																																																		
2		E000165	BLOCK COMP.	1																																																																																																																																																																																																				
1	2-1	X124610-00001	BLOCK COMP.	1		M																																																																																																																																																																																																		
1		X124610-01010	CYLINDER BLOCK	1																																																																																																																																																																																																				
1	3-1	124610-01011	CYLINDER BLOCK	1		M (A)																																																																																																																																																																																																		
4		27241-160000	PLUG 16	1																																																																																																																																																																																																				
5		27241-400000	PLUG 40	6																																																																																																																																																																																																				
6		135400-01790	PLUG M10X1.5	2																																																																																																																																																																																																				
7		23414-100000	GASKET 10	2		10																																																																																																																																																																																																		
8		23871-010000	PLUG P11/8	8																																																																																																																																																																																																				
9		23871-020000	PLUG P11/4	2																																																																																																																																																																																																				
10		23871-030000	PLUG P3/8	5																																																																																																																																																																																																				
11		43600-500290	COCK ASSY.	1																																																																																																																																																																																																				
12		121850-02070	BOLT	12																																																																																																																																																																																																				
13		121850-02080	BOLT	2																																																																																																																																																																																																				
14		*REF 9=3	BEARING, MAIN COMP.	6																																																																																																																																																																																																				
15		X *REF 14	BEARING, MAIN	6																																																																																																																																																																																																				
16		X *REF 14	BEARING, MAIN	6																																																																																																																																																																																																				
17		121850-02160	BEARING, MAIN COMP.	1		(B)																																																																																																																																																																																																		
18		X 121850-02200	BEARING, MAIN	1																																																																																																																																																																																																				
			CAP, MAIN BEARING	1																																																																																																																																																																																																				
			CAP, MAIN BEARING	1																																																																																																																																																																																																				
			BEARING, MAIN	5																																																																																																																																																																																																				
			BEARING, MAIN	2																																																																																																																																																																																																				
C	Clutch No.																																																																																																																																																																																																							
	Compressor No.																																																																																																																																																																																																							
D	Drive No.																																																																																																																																																																																																							
E	Engine No.																																																																																																																																																																																																							
M	Machine No.																																																																																																																																																																																																							
G	Generator No.																																																																																																																																																																																																							
W	Welding machine No.																																																																																																																																																																																																							
*	Month/Year in Calendar																																																																																																																																																																																																							
⑲	Item No.	[Example] Refer to REF. 3 (3 given under the column "REF.") of Group 9.																																																																																																																																																																																																						
⑳	Item No.	[Example] Refer to REF. 14 (14 given under the column "REF.")																																																																																																																																																																																																						
㉑	Remarks	See Ref. No. ⑱																																																																																																																																																																																																						
㉒		<div style="border: 1px solid black; padding: 5px; margin: 10px 0;"> <table border="1" style="width: 100%; border-collapse: collapse; font-size: 8px;"> <thead> <tr> <th>REF.</th> <th>LEV.</th> <th>PART NO.</th> <th>DESCRIPTION</th> <th>QTY</th> <th>UNIT</th> <th>REMARKS</th> </tr> </thead> <tbody> <tr> <td>1A</td> <td></td> <td>190501-01010</td> <td>CYLINDER</td> <td>1</td> <td></td> <td></td> </tr> <tr> <td>1A-1</td> <td></td> <td>190501-01011</td> <td>CYLINDER</td> <td>1</td> <td></td> <td>S (A)</td> </tr> <tr> <td>1A-2</td> <td></td> <td>190501-01012</td> <td>CYLINDER</td> <td>1</td> <td></td> <td>R (B)</td> </tr> <tr> <td>1B</td> <td></td> <td>190600-01010</td> <td>CYLINDER</td> <td>1</td> <td></td> <td></td> </tr> <tr> <td>1B-1</td> <td></td> <td>190600-01011</td> <td>CYLINDER</td> <td>1</td> <td></td> <td>R (B)</td> </tr> <tr> <td>1C</td> <td></td> <td>190750-01010</td> <td>CYLINDER</td> <td>1</td> <td></td> <td></td> </tr> <tr> <td>1C-1</td> <td></td> <td>190750-01011</td> <td>CYLINDER</td> <td>1</td> <td></td> <td>R (B)</td> </tr> <tr> <td>2A</td> <td></td> <td>190501-01380</td> <td>GASKET, CYL. LOWER</td> <td>1</td> <td></td> <td></td> </tr> <tr> <td>2B</td> <td></td> <td>190600-01380</td> <td>GASKET, CYL. LOWER</td> <td>1</td> <td></td> <td>1</td> </tr> <tr> <td>3</td> <td></td> <td>26216-120952</td> <td>BOLT, COVER M12X95</td> <td>16</td> <td></td> <td>16</td> </tr> <tr> <td></td> <td></td> <td></td> <td>BOLT, COVER M12X123</td> <td>16</td> <td></td> <td>16</td> </tr> <tr> <td></td> <td></td> <td></td> <td>STUD BOLT M12X30</td> <td>4</td> <td></td> <td>4</td> </tr> <tr> <td></td> <td></td> <td></td> <td>BOLT M12X50</td> <td>4</td> <td></td> <td>4</td> </tr> </tbody> </table> </div> <p>Some of the parts number is represented with Illustration No. 1 in the list.</p>	REF.	LEV.	PART NO.	DESCRIPTION	QTY	UNIT	REMARKS	1A		190501-01010	CYLINDER	1			1A-1		190501-01011	CYLINDER	1		S (A)	1A-2		190501-01012	CYLINDER	1		R (B)	1B		190600-01010	CYLINDER	1			1B-1		190600-01011	CYLINDER	1		R (B)	1C		190750-01010	CYLINDER	1			1C-1		190750-01011	CYLINDER	1		R (B)	2A		190501-01380	GASKET, CYL. LOWER	1			2B		190600-01380	GASKET, CYL. LOWER	1		1	3		26216-120952	BOLT, COVER M12X95	16		16				BOLT, COVER M12X123	16		16				STUD BOLT M12X30	4		4				BOLT M12X50	4		4																																																																																																				
REF.	LEV.	PART NO.	DESCRIPTION	QTY	UNIT	REMARKS																																																																																																																																																																																																		
1A		190501-01010	CYLINDER	1																																																																																																																																																																																																				
1A-1		190501-01011	CYLINDER	1		S (A)																																																																																																																																																																																																		
1A-2		190501-01012	CYLINDER	1		R (B)																																																																																																																																																																																																		
1B		190600-01010	CYLINDER	1																																																																																																																																																																																																				
1B-1		190600-01011	CYLINDER	1		R (B)																																																																																																																																																																																																		
1C		190750-01010	CYLINDER	1																																																																																																																																																																																																				
1C-1		190750-01011	CYLINDER	1		R (B)																																																																																																																																																																																																		
2A		190501-01380	GASKET, CYL. LOWER	1																																																																																																																																																																																																				
2B		190600-01380	GASKET, CYL. LOWER	1		1																																																																																																																																																																																																		
3		26216-120952	BOLT, COVER M12X95	16		16																																																																																																																																																																																																		
			BOLT, COVER M12X123	16		16																																																																																																																																																																																																		
			STUD BOLT M12X30	4		4																																																																																																																																																																																																		
			BOLT M12X50	4		4																																																																																																																																																																																																		
㉓	Illustration No.	Consecutive No. for illustration control.																																																																																																																																																																																																						

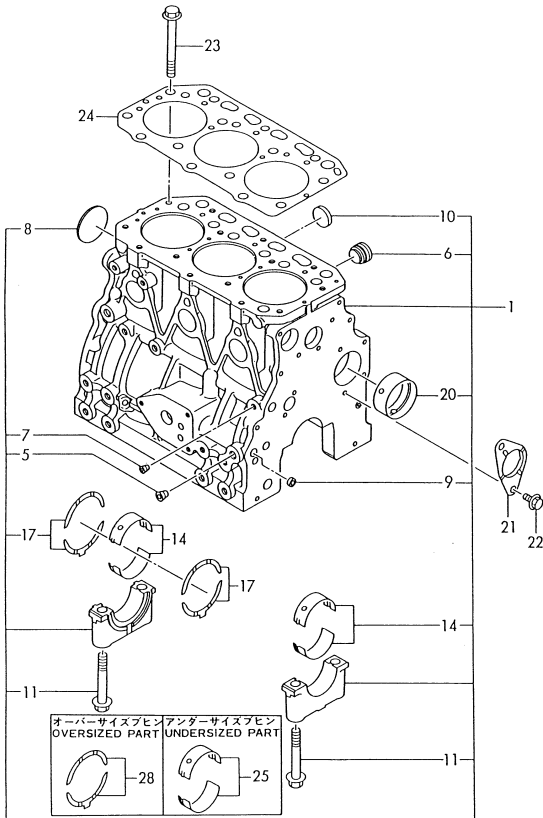
目次
INDEX

(001) エンジン部 ENGINE

名称 Description	Fig No.
シリンダブロック CYLINDER BLOCK	Fig. 1
ギヤケース GEAR HOUSING	Fig. 2
フライホイールハウジング&オイルパン FLYWHEEL HOUSING & OIL SUMP	Fig. 3
シリンダヘッド&ベンワンシツ CYLINDER HEAD & BONNET	Fig. 4
キューキマニホールド&エアクリーナ SUCTION MANIFOLD & AIR CLEANER	Fig. 5
ハイキマニホールド&サイレンサ EXHAUST MANIFOLD & SILENCER	Fig. 6
カムシャフト&クドウギヤ CAMSHAFT & DRIVE GEAR	Fig. 7
タービン (インナーパーツ) TURBO-CHARGER (COMPONENT PARTS)	Fig. 8
クランクシャフト&ピストン CRANKSHAFT & PISTON	Fig. 9
LOシステム LUB. OIL SYSTEM	Fig. 10
LOパイプ LUB. OIL PIPES	Fig. 11
CWシステム COOLING WATER SYSTEM	Fig. 12
FOフンシャポンプ FUEL INJECTION PUMP	Fig. 13
FOフンシャソウチ FUEL INJECTION SYSTEM	Fig. 14
FOパイプ FUEL OIL PIPES	Fig. 15
ガバナ GOVERNOR	Fig. 16
キカンテイシソウチ ENGINE STOPING DEVICE	Fig. 17
スターティングモータ STARTING MOTOR	Fig. 18
ジェネレータ GENERATOR	Fig. 19
パッキンセット&コウグ GASKET SET & TOOLS	Fig. 20

Fig. 1 シリンダブロック
CYLINDER BLOCK

029106-01100
029150-02100
029129-02200



-----+
I 1B02 I (1) シリンダブロック
I 1B01 I CYLINDER BLOCK (A)=3TN84TL-RTBY(D)=
-----+ (B)=3TN84TL-RTBZ(E)=
Y0003633 (C)= (F)=

94.04.15

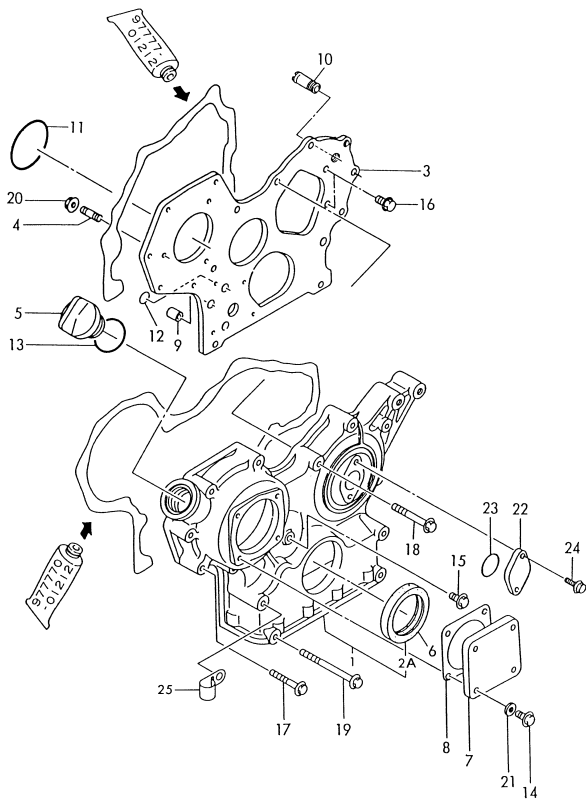
REF.	LEV.	PART NO.	DESCRIPTION	QTY	P	U	A	R	
				(A)	(B)	(C)	(D)	(E)	(F)
1	.	729106-01560	シリンダブロック	1	1				
5	..	124160-01910	プラグ PT1/4	3	3				
6	..	171051-01921	プラグ	1	1				
7	..	23871-010000	プラグ PT 1/8, SCREW	1	1				
8	..	27231-500000	プラグ 50	1	1				
9	..	27241-120000	プラグ 12	2	2				
10	..	27241-300000	プラグ 30	6	6				
11	..	129150-02020	ボルト、ベアリングキャップ	8	8				
14	..	129150-02800	メインベアリング	4	4				
17	..	129150-02930	ベアリング、スラスト	2	2				
20	..	129795-02411	ブッシュ、カムシャフト	1	1				
21	.	129150-02450	ベアリング、スラスト	1	1			Z	
		(A)=XXXX	(B)=XXXX						
22	.	26106-080162	ボルト M 8X 16 PLATED	2	2				
23	.	129150-01200	スタッド、シリンダヘッド	14	14				
24	.	129157-01332	ガスケット、ヘッド	1	1				(G)
I 24-1	.	129157-01333	ガスケット、(NON-ASB.)	1	1				R (G)
		(A)=E12320	(B)=E12608						
25	.	129150-02870	メインベアリング U.S.=0.25	4	4				(1)
28	.	129150-02940	ベアリング、スラスト .250S	2	2				(2)

----- REMARKS (注) -----
 (1) アンダーサイズ(U.S.=0.25)の部品。
 (11) UNDER-SIZE(U.S.=0.25)PART.
 (2) オーバーサイズ(U.S.=0.25)の部品。
 (12) OVER-SIZE(U.S.=0.25)PART.
 (G) 0.20 / 0.25の部品は別注で販売されています。
 (16) THESE PARTS ARE SOLD BY FIG.20,
 別注品です。
 I REF.NO.1,1-1

Y072249

Fig. 2 ギヤケース
GEAR HOUSING

D29103-01220
D29100-01810



1 1803 (2) ギヤケース 94.04.15
1(1801) GEAR HOUSING (A)=3TN84TL-RTBY(D)=
***** (B)=3TN84TL-RTB2(E)=
Y0003633 (C)= (F)=

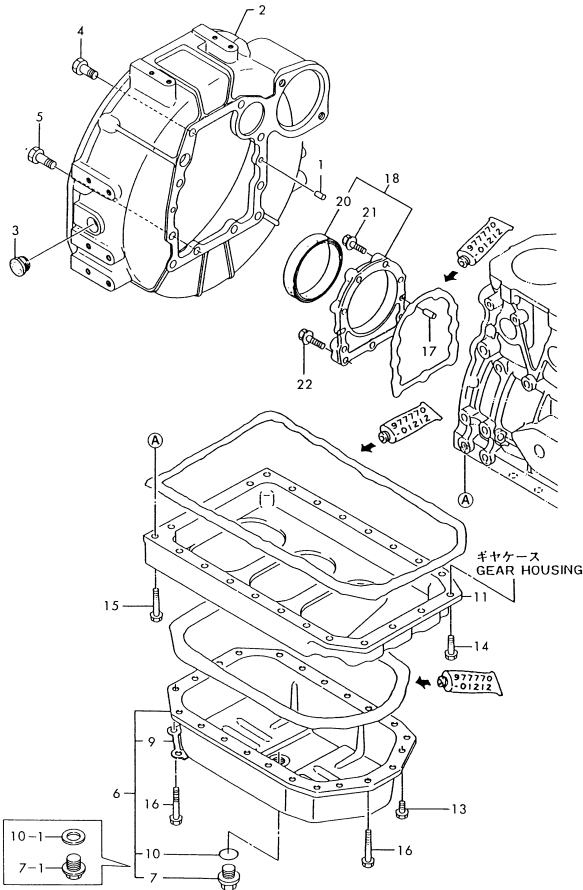
REF.	LEV.	PART NO.	DESCRIPTION	QTY	UNIT	P	U	A	R
1	.	129400-01590	ギヤケース CMP (A=E XXXX) (B=E XXXX)	1	1				W
1-1	.	719810-01500	ギヤケース 組立 (A=E09316) (B=E09356)	1	1				N
2A	..	129795-01800	オイルシール (A=E XXXX) (B=E XXXX)	1	1				W
3	.	129103-01530	プレート(ギヤケース)	1	1				
4	.	121450-01560	スタッド M 8X 22	3	5				
5	.	124160-01751	キャップ(潤滑油供給)	1	1				
6	.	129795-01800	オイルシール (A=E XXXX) (B=E XXXX)	1	1				Z
7	.	124240-01871	カバー, HO-P	1	1				
8	.	124240-01883	ガスケット(HO-P)(ノック)	1	1				(G)
9	.	129795-01950	パイプ, KNOCK L=18	2	2				
10	.	129122-44480	ジョイント(PT11/4)	1	1				
11	.	121850-51960	O-RING, F.I.PUMP	1	1				(G)
12	.	24311-000160	O-RING 1A P 16.0	2	2				
13	.	24311-000320	O-RING 1A P 32.0	1	1				(G)
14	.	26106-080122	ボルト M 8X 12 PLATED	4	4				
15	.	26106-080162	ボルト M 8X 16 PLATED	1	1				
16	.	26106-080202	ボルト M 8X 20 PLATED	2	2				
17	.	26106-080452	ボルト M 8X 45 PLATED	6	6				
18	.	26106-080552	ボルト M 8X 55 PLATED	3	3				
19	.	26106-080852	ボルト M 8X 85 PLATED	4	4				
20	.	26366-080002	ナット M 8	3	3				
21	.	43400-500410	シールワッシャー(シール) 8	4	4				
21-1	.	22190-080002	シールワッシャー(シール) 8	4	4				N
22	.	121023-01550	カバー, BLIND (A=E12108) (B=E12608)	1	1				
23	.	24341-000240	O-RING 1A S 24.0	1	1				
24	.	26106-060122	ボルト M 6X 12 PLATED	2	2				
25	.	129150-03100	リテーナー (A=E XXXX) (B=E XXXX)	1	1				W

REMARKS (注)
(G) 図面NO.20 / 部品NO.1,1-1 には 1 (G) THESE PARTS ARE SOLD BY FIG.20,
1 REF.NO.1,1-1.

Y072250

Fig. 3 フライホイールハウジング&オイルパン
FLYWHEEL HOUSING & LUB. OIL SUMP

D29100-01310
D29100-01400
D29100-01510

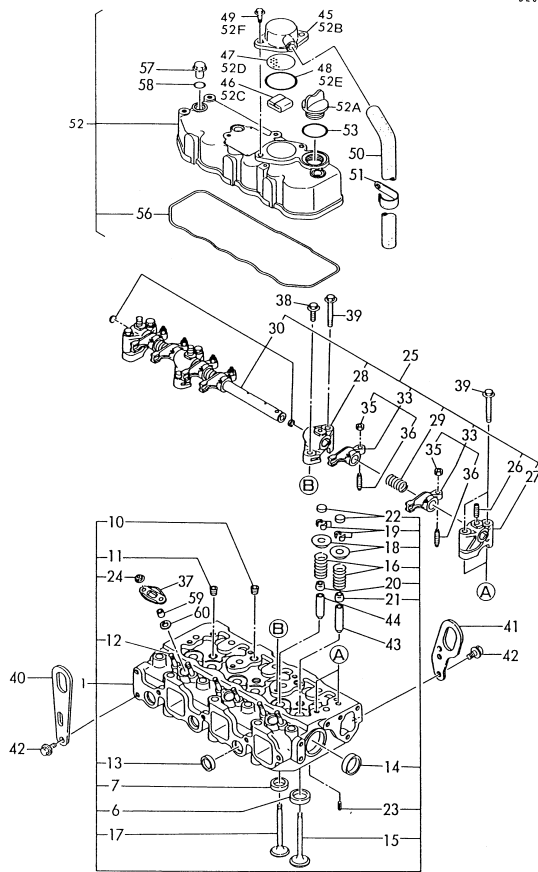


1 1804 1 (3) フライホイールハウジング & オイルパン 94.04.15
1180111 FLYWHEEL HOUSING & OIL SUMP (A)=3TN84TL-RTBY(D)=
----- (B)=3TN84TL-RTBZ(E)=
Y0003633 (C)= (F)=

REF. LEV.	品番 (PART NO.)	名称 (DESCRIPTION)	数量 (QTY)	単位 (UNIT)	備注 (REMARKS)
1	129100-01580	平行ピン 8X16 (PARALLEL PIN 8X16)	2	2	
2	171301-01600	フライホイールハウジング (FLYWHEEL HOUSING)	1	1	
3	119620-01750	キャップ (FLYWHEEL COVER) (CAP, FLYWHEEL COVER)	1	1	
4	26206-100252	ボルト M10X25 (BOLT M10X25)	6	6	
5	26206-100302	ボルト M10X30 (BOLT M10X30)	4	4	
6	729102-01540	オイルパンアッセンブリ (SUMP ASSY, LUB. OIL)	1	1	
7	171301-01640	プラグ M22 (PLUG M22)	1	1	
7-1	119640-01640 (A=E12697) (B=E12613)	ドレーンプラグ M22 (DRAIN PLUG M22)	1	1	S
9	129100-01790 (A=E12697) (B=E12613)	オイルパン支持 (SUPPORT, OIL SUMP)	2	2	Z
10	24341-000240 (A=E12697) (B=E12613)	O-RING 1A S-24.0 (O-RING 1A S-24.0)	1	1	
10-1	22190-220002 (A=E12697) (B=E12613)	シールワッシャー 22S (SEAL WASHER 22S)	1	1	S
11	129100-01730	スペーサー (SPACER, OIL SUMP)	1	1	
13	26106-080162	ボルト M 8X 16 PLATED (BOLT M 8X 16 PLATED)	4	4	
14	26106-080252	ボルト M 8X 25 PLATED (BOLT M 8X 25 PLATED)	2	2	
15	26106-080452	ボルト M 8X 45 PLATED (BOLT M 8X 45 PLATED)	16	16	
15-1	26106-080452 (A=E12697) (B=E12613)	ボルト M 8X 45 PLATED (BOLT M 8X 45 PLATED)	20	20	K
16	26106-080502 (A=E12697) (B=E12613)	ボルト M 8X 50 PLATED (BOLT M 8X 50 PLATED)	4	4	Z
17	129100-01580	平行ピン 8X16 (PARALLEL PIN 8X16)	2	2	
18	129100-01640	オイルシール (CASE ASSY, OIL SEAL)	1	1	
20	129795-01780	オイルシール (SEAL, OIL)	1	1	
21	26106-080302	ボルト M 8X 30 PLATED (BOLT M 8X 30 PLATED)	6	6	
22	26106-080352	ボルト M 8X 35 PLATED (BOLT M 8X 35 PLATED)	3	3	

Y072251

Fig. 4 シリンダヘッド&ベンワンシツ
CYLINDER HEAD & BONNET



029132-03120
029139-07300
029102-11100
029100-11220

11805 : (4) シリンダヘッド & ベンワンシツ (A)=3TN84TL-RTBY(B)=
11801 : CYLINDER HEAD & BONNET (B)=3TN84TL-RTBZ(E)=
***** (C)= (F)=
Y0003633

94.04.15

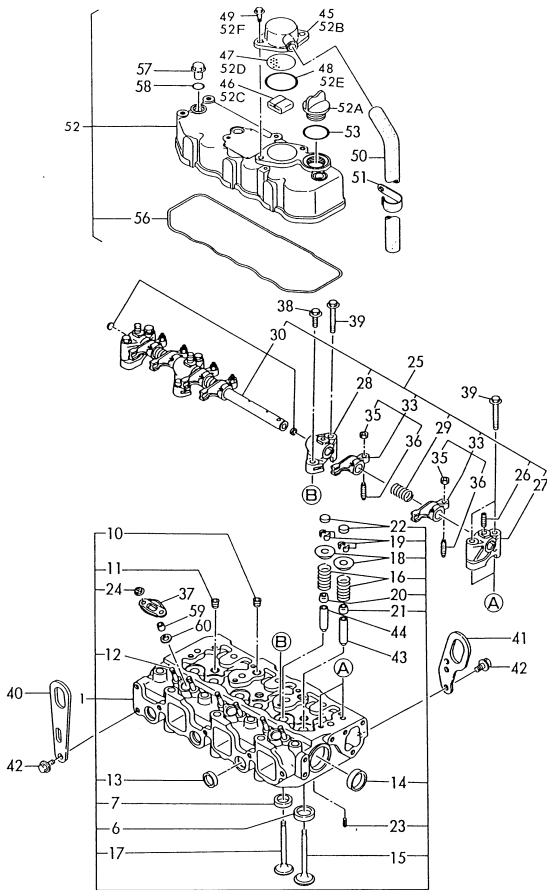
REF.	LEV.	PART NO.	DESCRIPTION	QTY	P/U	A	R
1		771364-11701	シリンダヘッド&ベンワンシツ	1			
6	..	129470-11080	シリンダヘッド(SUC)	3			
7	..	129470-11090	シリンダヘッド(EXH)	3			
10	..	121850-11860	プラグPT1/4	2			
11	..	23871-03000	プラグPT3/8 SCREW	3			
12	..	26216-06020	プラグ M 6 X 20	6			
13	..	27241-22000	プラグ 22	3			
14	..	27241-40000	プラグ 40	2			
15	..	129100-11100	バルブ INT	3			
16	..	129795-11120	スプリング, VALVE	6			
17	..	129100-11130	バルブ EXH	3			
18	..	129795-11180	リテーナー, スプリング	6			
19	..	103338-11190	コッター (スプリング 2)=1SET	8			
20	..	121400-11340	シリンダヘッド用シール	3			
21	..	124460-11340	シリンダヘッド用シール	3			
22	..	129150-11370	キャップ, VALVE	6			
23	..	22351-060012	スプリングピン 6.0AX 12	2			
24	..	26366-060002	ナット M 6	6			
25	..	129155-11241	シャフト CMP	1			
26	..	26226-080182	プラグ M 8 X 18 PLATED	3			
27	..	129155-11260	サポート, РОСКЕР ARM	2			
28	..	129155-11270	サポート, РОСКЕР ARM	2			
29	..	129150-11280	スプリング	3			
30	..	129150-11290	シャフト, РОСКЕР ARM	1			
33	..	729150-11650	アーム, VALVE РОСКЕР	6			
35-1	..	729402-11650	アーム, VALVE РОСКЕР	6			N
35	..	129150-11750	ナット M8X1.0	6			
36	..	129150-11230	スクリュー, VALVE	6			
37	..	119625-11900	リテーナー	3			
38	..	26106-080252	ボルト M 8 X 25 PLATED	2			
39	..	26106-080502	ボルト M 8 X 50 PLATED	6			
40	..	124736-07900	リフター, ENGINE	1			
41	..	119260-07900	リフター, ENGINE	1			
42	..	26106-080142	ボルト M 8 X 14 PLATED	3			
43	..	120150-11860	ガイド, VALVE	3			(1)
44	..	129150-11810	ガイド, VALVE	3			(1)
45	..	129150-03020	カバー, BREATHER	1			Z
46	..	129150-03070	バフフル, BREATHER	1			Z
47	..	129150-03080	プレート, SHELTER	1			Z
48	..	24341-000500	O-RING 1A S-50.0	1			(6)
49	..	26106-080162	ボルト M 8 X 16 PLATED	2			Z
50	..	171350-03090	パイプ, BREATHER	1			
50-1	..	23065-160800	パイプ L900	1			N
51	..	129150-03100	リテーナー	1			Z
52	..	129100-11350	ボンネットアッセンブリ	1			W
52A	..	124160-01751	キャップ, LUB.OIL SUPPLY	1			
52B	..	129150-03020	カバー, BREATHER	1			W
52C	..	129150-03070	バフフル, BREATHER	1			W
52D	..	129150-03080	プレート, SHELTER	1			W
52E	..	24341-000500	O-RING 1A S-50.0	1			(6)
52F	..	26106-080162	ボルト M 8 X 16 PLATED	2			W
53	..	24311-000320	O-RING 1A P-32.0	1			(6)
54	..	129100-11300	ボンネット	1			
56	..	129150-11310	ガスケット, BONNET	1			(6)
57	..	124160-11360	ノブ	3			

** CONTINUE (ツグ) **

Y072252

Fig. 4 シリンダヘッド & ベンワンシツ
CYLINDER HEAD & BONNET

029132-03120
029139-07300
029102-11100
029100-11220

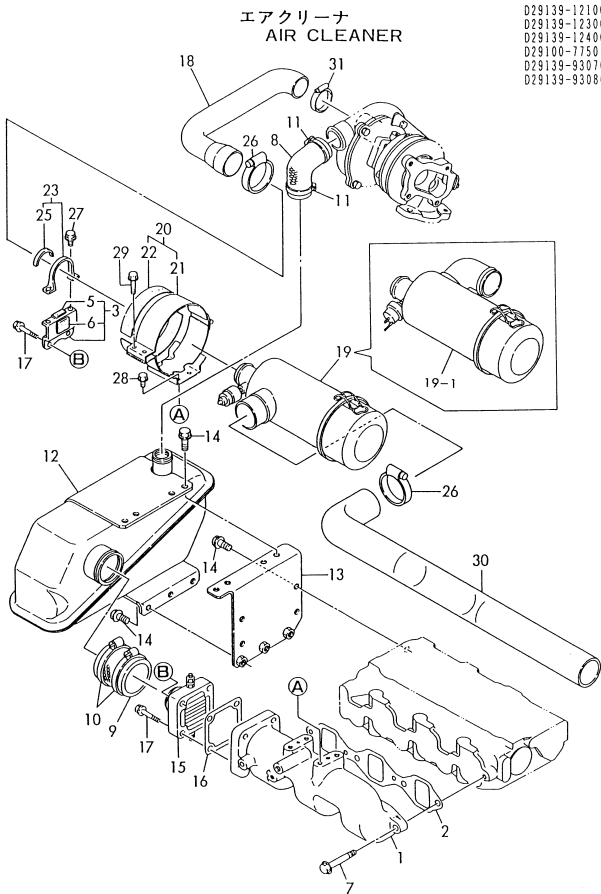


-----+----- 94.04.15
+-----+ (4) シリンダヘッド & ベンワンシツ
+-----+ CYLINDER HEAD & BONNET (A)=3TN84TL-RTBY(D)=
Y0003633 (B)=3TN84TL-RTB(E)=
(C)= (F)=

REF.	LEV.	PART NO.	DESCRIPTION	QTY	(A)	(B)	(C)	(D)	(E)	(F)	P	U	A	R
58	.	24311-000120	O-RING 1A P 12.0	3										(6)
59	.	119625-11870	PROTECTOR, NOZZLE	3										
60	.	119625-11880	SEAT, NOZZLE	3										

REMARKS (注)
(1) REPAIR PART.
(6) THESE PARTS ARE SOLD BY FIG.20.
Y072252

Fig. 5 キュウキマニホールド & SUCTION MANIFOLD & エアクリーナ AIR CLEANER



D29139-12100
D29139-12300
D29139-12400
D29100-11501
D29139-93070
D29139-93080

1807 (5) キュウキマニホールド & エアクリーナ
1801 SUCTION MANIFOLD & AIR CLEANER(A)=3TN84TL-RTBY(D)=
----- (B)=3TN84TL-RTBZ(E)=
Y0003633 (C)= (F)=

94.04.15

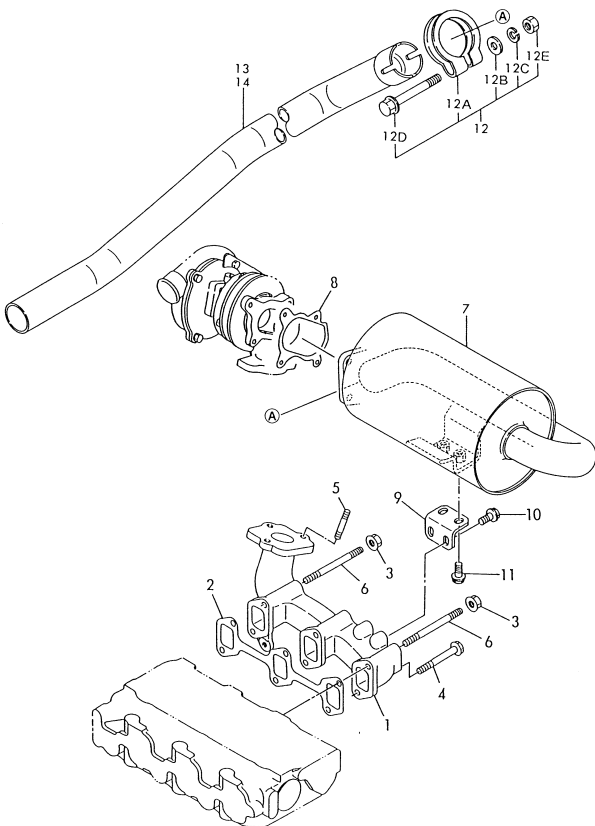
REF.	LEV.	PART NO.	DESCRIPTION	QTY	P	U	A	R	
				(A)	(B)	(C)	(D)	(E)	(F)
1	-	129122-12100	マニホールド(SUC)	1	1				
2	-	129150-12111	PK(SUCマニホールド) (ノンアス)	1	1				(G)
3	-	129132-12820	ブラケット	1	1				
5	-	129132-12890	シート	1	1				
6	-	129132-12900	ゴムシート	1	1				
7	-	26106-080252	ボルト M 8 X 25	4	4				
8	-	129139-12050	パイプ (B), T/C-S/T	1	1				
9	-	129122-12040	パイプ (A), S/T-MANIF.	1	1				
10	-	23000-060000	クランプ 60	2	2				
11	-	23010-040000	クランプ 40	2	2				
11-1	-	23000-041000	クランプ 41	2	2				N
				(A)=EG7218					
				(B)=EG7266					
12	-	129139-12200	タンク	1	1				
13	-	129122-12211	ブラケット, T/C	1	1				
14	-	26106-080162	ボルト M 8 X 16	11	11				
15	-	129120-77501	ヒーター	1	1				
16	-	129150-77511	PK(ヒーター) (ノンアス)	1	1				(G)
17	-	26106-080352	ボルト M 8 X 35	4	4				
18	-	129139-12070	パイプ, エアインテーク	1	1				
19	-	129139-12500	エアクリーナ CMP	1	1				
19-1	-	129132-12510	エアクリーナ CMP	1	1				N
				(A)=EXXX					
				(B)=EXXX					
20	-	129132-12581	エアクリーナ CMP	1	1				
21	-	129132-12561	エアクリーナ CMP	1	1				
22	-	119440-12580	フェルト	2	2				
23	-	129132-12800	バンド	1	1				
25	-	129132-12860	シート	1	1				
26	-	23000-060000	クランプ 60	2	2				
27	-	26106-060142	ボルト M 6 X 14	2	2				
28	-	26106-080142	ボルト M 8 X 14	4	4				
29	-	26106-080252	ボルト M 8 X 25	2	2				
30	-	129132-12220	延長パイプ(SUC)	1	1				
31	-	23000-048000	クランプ 48	1	1				

REMARKS (注)
(G) 図番 20 / 図番 01, 1-1 に示す (G) THESE PARTS ARE SOLD BY FIG.20.
部品は別売。 I REF.NO.1,1-1.

Y072253

Fig. 6 ハイキマニホールド&サイレンサ
EXHAUST MANIFOLD & SILENCER

D29139-13100TK
D29139-13211
D29139-93070
D29139-93080



1 1808 (6) ハイキマニホールド & サイレンサ
118011 EXHAUST MANIFOLD & SILENCER (A)=3TN84TL-RTBY(D)=
----- (B)=3TN84TL-RTB(E)=
Y0003633 (C)= (F)=

94.04.15

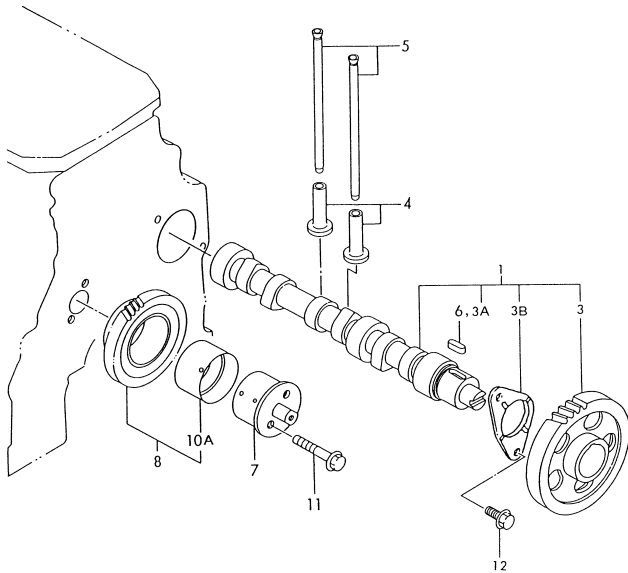
REF.	LEV.	PART NO.	DESCRIPTION	QTY	UNIT	P	U	A	R
1		129139-13100	MANIFOLD, EXH.	1					
2		129150-13110	GASKET, EXH. MANIFOLD	1					(G)
3		194990-22050	NUT W/WASHER 8	2					
4		26106-080802	BOLT M 8X 80 PLATED	4					
5		26216-080222	STUD M 8X 22 PLATED	3					
6		26216-080802	STUD M 8X 80 PLATED	2					
7		129139-13521	SILENCER	1					
8		129403-18090	GASKET, (NON-ASB.)	1					(G)
8-1		129403-18091	GASKET, (NON-ASB.)	1					(G)
9		129322-18150	BRACKET	1					
10		26106-080142	BOLT M 8X 14 PLATED	2					
11		26106-080202	BOLT M 8X 20 PLATED	2					
12		121120-13590	CLAMP	1					W
12A		121120-13580	CLAMP	1					
12B		22137-100000	WASHER 10, POLISHED	1					W
12C		22217-100000	SPRING WASHER 10	1					W
12D		26106-100652	BOLT M10X 65 PLATED	1					W
12E		26706-100002	NUT M10	1					W
13		129139-13600	TAIL PIPE (EXH.)	1					
14		129139-13700	TAIL PIPE (EXH.)	1					

REMARKS (注)
(G) THESE PARTS ARE SOLD BY FIG.20,
REF.NO.1.1-1.

Y072254

Fig. 7 カムシャフト & クドウギヤ
CAMSHAFT & DRIVING GEAR

029129-14100
029100-25101



1 1809 (7) カムシャフト & クドウギヤ 94.04.15
(1801)

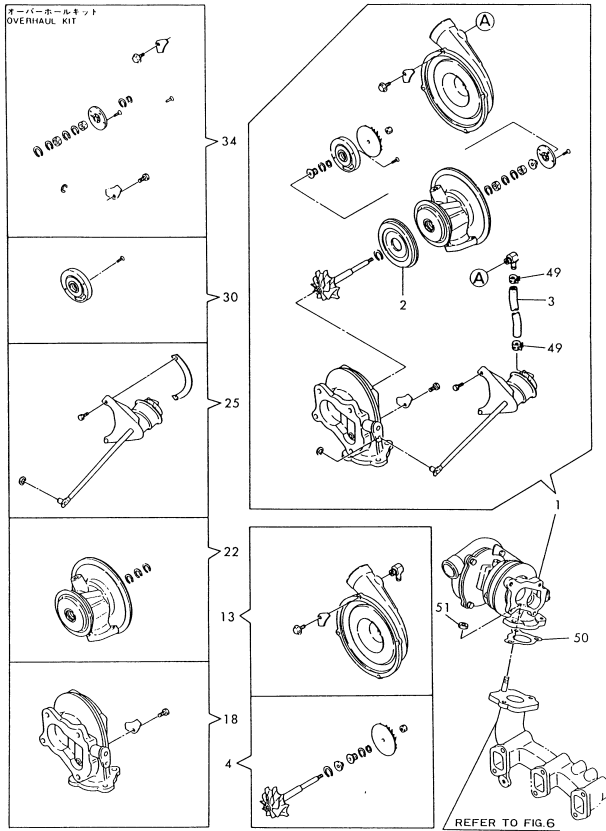
CAMSHAFT & DRIVE GEAR (A)=3TN84TL-RTBY(D)=
Y0003633 (B)=3TN84TL-RTBZ(E)=
(C)= (F)=

REF.	LEV.	PART NO.	DESCRIPTION	QTY	P	U	A	R	
				(A)	(B)	(C)	(D)	(E)	(F)
1	.	129129-14580	カムシャフト組立	1	1				W
		(A=E)XXX	(B=E)XXX						
3	..	129150-14101	カムシャフト 030	1	1				
3A	..	22512-070140	カムシャフト 7X14	1	1				W
		(A=E)XXX	(B=E)XXX						
3B	..	129150-02450	カムシャフト 7X14	1	1				W
		(A=E)XXX	(B=E)XXX						
4	.	129150-14200	カムシャフト	6	6				
5	.	129150-14400	カムシャフト	6	6				
6	.	22512-070140	カムシャフト 7X14	1	1				Z
		(A=E)XXX	(B=E)XXX						
7	.	129100-25061	カムシャフト	1	1				
8	.	129150-25101	カムシャフト CMP	1	1				
10A	..	129150-25920	カムシャフト CMP	1	1				W (1)
		(A=E)XXX	(B=E)XXX						
11	.	26106-080452	カムシャフト 8X 45	2	2				
12	.	26106-080162	カムシャフト 8X 16	2	2				W
		(A=FROM 1ST)	(B=FROM 1ST)						

----- REMARKS (注) -----
(1) 修理用部品。 (1) REPAIR PART.
Y07255

Fig. 8 タービン TURBOCHARGER

029503-18140



 1 1810 1 (8) タービン(インター-コ-プ) 94.04.15
 1 1801 1 TURBO-CHARGER(COMPONENT PARTS) (A)=3TN84TL-RTBY (D)=

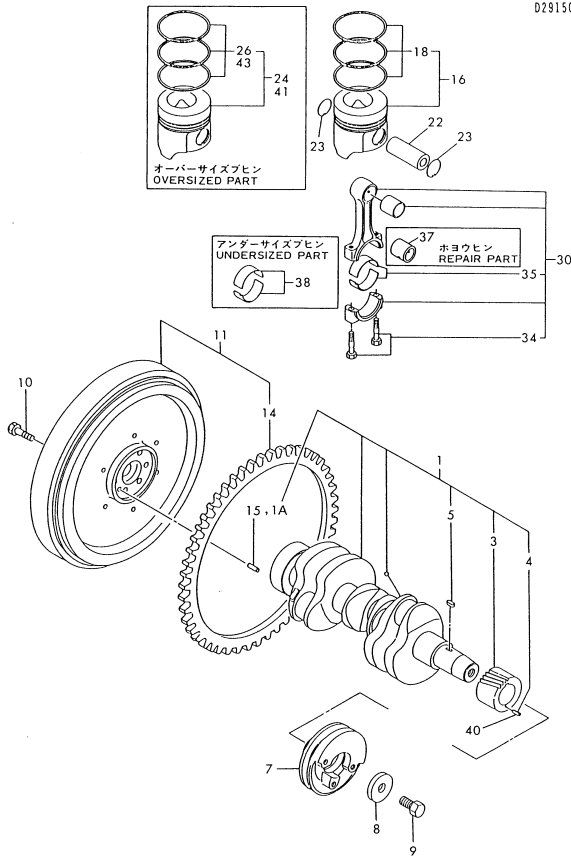
 Y0003633 (B)=3TN84TL-RTBZ (E)=
 (C)= (F)=

REF. LEV.	QTY	PART NO.	DESCRIPTION	QTY (3AS)	P/U	A	R
				(A)(B)(C)(D)(E)(F)			
1	..	129403-18050	タービン RHB31 COMP	TURBO CHARGER, RHB31	1	1	
2	..	129403-18720	シールドプレート	PROTECTOR, HEAT	1	1	
3	..	129403-18750	ホース	HOSE	1	1	
4	..	129403-18770	タービンローター CMP	ROTOR ASSY, TURBO	1	1	
13	..	129403-18780	タービンハウジング CMP	HOUSING ASSY, BLOWER	1	1	
18	..	129403-18790	タービンハウジング CMP	HOUSING ASSY, TURBO	1	1	
22	..	129403-18800	タービンハウジング CMP	HOUSING ASSY, BEARING	1	1	
25	..	129403-18810	ワッシャー CMP	CONTROL ASSY	1	1	
30	..	129403-18820	シールドプレート CMP	PLATE ASSY, SEAL	1	1	
34	..	129403-18850	オーバーホールキット	OVERHAUL KIT	1	1	
49	..	23080-012000	クランプ 12	CLAMP 12	2	2	
50	..	129477-18100	ガスケット	GASKET	1	1	(G)
50-1	..	129477-18101	ガスケット(非取付用)	GASKET, (NON-ASB.)	1	1	N (G)
		(A)=E12068					
		(B)=E12608					
51	..	194990-22050	ナット/ワッシャー 8	NUT W/WASHER 8	3	3	

 REMARKS (注)
 (G) 図 20.20 / 図 20.1, 1-1 に 示 された 部品 は 図 20.1, 1-1 に 示 された 部品 番号 による。 (G) THESE PARTS ARE SOLD BY FIG.20,
 図 20.1, 1-1 による。 REF.NO.1,1-1.
 Y072256

Fig. 9 クランクシャフト & フライホイール
CRANKSHAFT & FLYWHEEL

D28100-21100
D28100-21200
D28116-21200
D28128-21320
D28105-22100
D28150-23100



***** (9) クランクシャフト & ピストン 94.04.15
118D111 CRANKSHAFT & PISTON (A)=3TN84TL-RTBY(D)=
***** (B)=3TN84TL-RTBZ(E)=
Y00D3633 (C)= (F)=

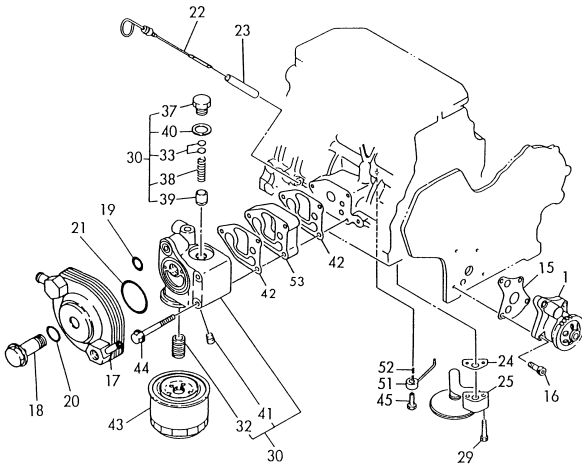
REF.	LEV.	PART NO.	DESCRIPTION	QTY	UNIT	P	U	A	R
1		729102-21700	クランクシャフト&CMP	1	1				
1A	..	129100-01580	平行ピン 8X16	1	1				W
		(A=EXXX)	(B=EXXX)						
3	..	129150-21200	ギア, クランクシャフト	1	1				
4	..	22351-040010	スプリングピン 4.0AX 10	1	1				Z
		(A=EXXX)	(B=EXXX)						
5	..	22512-070140	キー 7X 14	1	1				
7	..	171340-21650	V-プーリー (クランク)	1	1				
7-1	..	129116-21650	V-プーリー/クランクシャフト	1	1				N
		(A=EXXX)							
8	..	129795-21661	ワッシャー	1	1				
9	..	121850-21680	HB (V-プーリー)	1	1				
10	..	121111-21501	ボルト (フライホイール)	6	6				
11	..	129128-21590	フライホイール&CMP	1	1				
14	..	119365-21600	リングギア	1	1				
15	..	129100-01580	平行ピン 8X16	1	1				Z
		(A=EXXX)	(B=EXXX)						
16	..	129105-22090	ピストン&CMP	3	3				
18	..	729105-22500	ピストンリング セット	3	3				
22	..	129150-22300	ピストンピン	3	3				
23	..	121100-22400	クリップ	6	6				
24	..	729105-22910	ピストン CMP 0.250S	3	3				(1)
26	..	729105-22951	ピストンリングSET 0.250S	3	3				(1)
30	..	729402-23100	ロッド&コネクティング	3	3				
33	..	129100-23100	ピストンピン	3	3				(2)
34	..	121550-23200	ボルト, コネクティング	6	6				
35	..	129150-23600	ベアリング (クランクピン)	3	3				
37	..	129100-23910	ピストンピン	3	3				(2)
38	..	129150-23610	ベアリング (ピストン) 0.25U,S	3	3				(3)
40	..	22351-040010	スプリングピン 4.0AX 10	1	1				W
		(A=EXXX)	(B=EXXX)						
41	..	129105-22920	ピストン CMP (0S=0.5)	3	3				W (4)
		(A=EXXX)	(B=EXXX)						
43	..	129105-22970	リングセット (0S 0.5)	3	3				W (4)
		(A=EXXX)	(B=EXXX)						

***** REMARKS (注) *****
(1) 0.25U,Sのオーバーサイズ部。
(2) 修理部品。
(3) 0.25U,Sのアンダーサイズ部。
(4) 0.50U,Sのオーバーサイズ部。

Y072257

Fig. 10 LOシステム
LUB. OIL SYSTEM

D29553-32100
D29122-33102
D29403-34100
D29100-35100
D29139-35200
D29553-39300



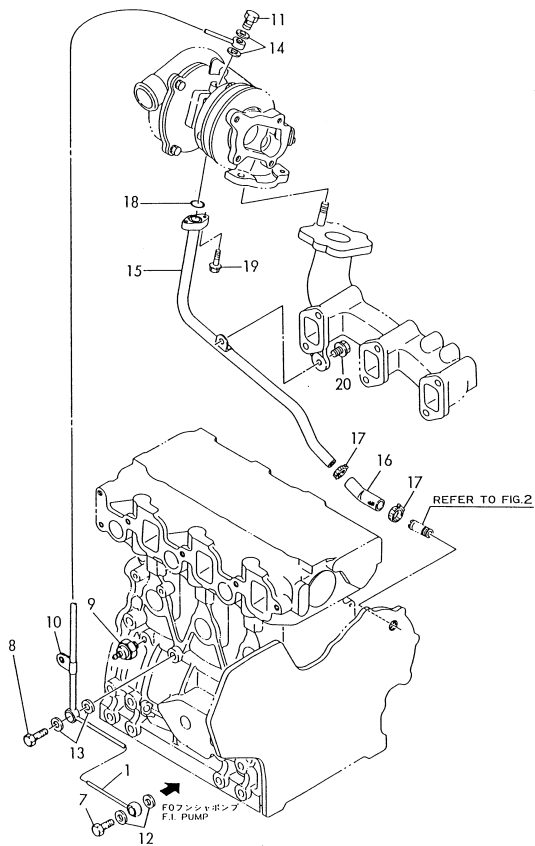
-----+
1 1812 1 (10) LO システム 94.04.15
1180111 LUB. OIL SYSTEM (A)=3TN84TL-RTBY(D)=
-----+ (B)=3TN84TL-RTBZ(E)=
Y00D3633 (C)= (F)=

REF.	LEV.	QTY	PART NO.	DESCRIPTION	QTY	I	P	U	A	R
-----R'TY(3桁)----- I P/U A R										
(A)(B)(C)(D)(E)(F)										
1	.	129553-32000	LO-P CMP	PUMP ASSY, LUB. OIL	1	1				
15	.	129150-32020	PK(L)O-P	GASKET, L.O. PUMP	1	1				(G)
16	.	26450-060252	60277#ボルト 6X 25	BOLT M 6X 25	4	4				
17	.	129103-33031	冷却器-テ-	COOLER, LUB. OIL	1	1				
18	.	129103-33132	ボルト	BOLT	1	1				
19	.	24311-000200	Oリング 1A P 20.0	O-RING 1A P-20.0	1	1				
20	.	24311-000210	Oリング 1A P 21.0	O-RING 1A P-21.0	1	1				
21	.	24321-000550	Oリング 1A G 55.0	O-RING 1A G-55.0	1	1				
22	.	129403-34800	クランク	DIPSTICK, LUB. OIL	1	1				
23	.	121520-34810	ガイド(クランク)	GUIDE, DIPSTICK	1	1				
24	.	129150-35041	PK(#12)クランク	GASKET, (NON-ASB.)	1	1				(G)
25	.	129150-35091	LO(#12)クランク CMP	PIPE ASSY, OIL INLET	1	1				
29	.	26106-080352	ボルト 8X 35	BOLT M 8X 35 PLATED	2	2				
30	.	129103-35101	フィルタ-クランク CMP	BRACKET ASSY, FILTER	1	1				
32	.	129100-35140	スタッド	STUD	1	1				
33	.	121850-35200	シム セット	SHIM SET	1	1				
37	.	124223-35510	リテーナ	RETAINER	1	1				
38	.	121850-35520	スプリング (LOクランク)	SPRING, VALVE	1	1				
39	.	121850-35531	バルブ (LOクランク)	VALVE	1	1				
40	.	23414-180000	PK(#18) 18	GASKET 18, ROUND	1	1				
41	.	23871-020000	プラグ PT1/4, SCREW	PLUG PT1/4, SCREW	1	1				
42	.	129103-35122	PK(#12)クランク	GASKET, (NON-ASB.)	2	2				(G)
43	.	129150-35150	フィルタ 90X80L	FILTER 90X80L	1	1				
44	.	26106-080952	ボルト 8X 95	BOLT M 8X 95 PLATED	3	3				
45	.	129792-39410	バルブ	VALVE ASSY, CHECK	3	3				
51	.	129553-39650	ノズル	NOZZLE	3	3				
52	.	22351-030010	スプリングピン 3.0AX 10	SPRING PIN 3X10	3	3				
53	.	129139-35160	スペーサ (クランク)	SPACER	1	1				

----- REMARKS (注)
(G) THESE PARTS ARE SOLD BY FIG.20,
REF.NO.20 / 図20に示す1,1-1の部材です。 REF.NO.1,1-1.
Y072258

Fig. 11 LOパイプ
LUB. OIL LINE

029139-39110
029139-39200
019600-39100

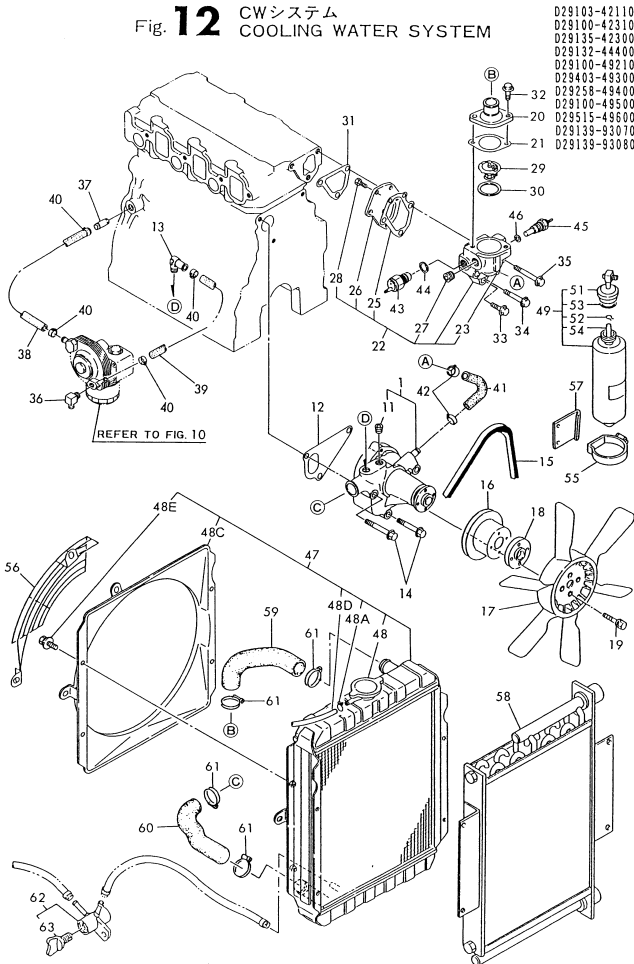


1 1813 1 (11) LOパイプ 94.04.15
1 1801 1 LUB. OIL PIPES (A)=3TN84TL-RTBY(D)=
Y0003635 (B)=3TN84TL-RTBZ(E)=
(C)= (F)=

REF.	LEV.	PART NO.	DESCRIPTION	QTY	P	U	A	R
				(A)(B)(C)(D)(E)(F)				
1		129139-39030	LO-T CMP, TC-FIP	PIPE ASSY, LUB.OIL	1	1		
7		105010-39140	ボルト	BOLT, PIPE JOINT	1	1		
8		124160-39140	ボルト	BOLT 10, PIPE JOINT	1	1		
9		124160-39451	圧力スイッチ 0.5KG	SWITCH, OIL PRESSURE	1	1		
10		124223-39900	リテーナ	RETAINER	1	1		
11		124550-59820	ボルト	BOLT 8, PIPE JOINT	1	1		
12		23414-080000	ガスケット	GASKET 8, ROUND	2	2		
13		23414-100000	ガスケット	GASKET 10, ROUND	2	2		
14		43400-500410	シールワッシャー	SEAL WASHER 8S	2	2		
14	1	22190-080002	シールワッシャー	SEAL WASHER 8S	2	2		N
				(A=E12108) (B=E12608)				
15		129139-39601	LOパイプ	PIPE, LUB.OIL RETURN	1	1		
16		129403-39610	ジョイント	JOINT, RUBBER	1	1		
17		23000-022000	クランプ	CLAMP 22	2	2		
18		24314-000160	Oリング	O-RING 4C P-16.0	1	1		
19		26106-060162	ボルト	BOLT M 6X 16 PLATED	2	2		
20		26106-080122	ボルト	BOLT M 8X 12 PLATED	1	1		

Y072259

Fig. 12 CWシステム
COOLING WATER SYSTEM



029103-42110
029100-42310
029135-42300
029132-44400
029100-49210
029403-49300
029258-48400
029100-49500
029515-49600
029139-93070
029139-93080

-----+
1814
1801
-----+
Y00B3633

(12) CW システム
COOLING WATER SYSTEM

94.04.15

(A)=3TN84TL-RTBY)
(B)=3TN84TL-RTBZ(E)
(C)= (F)=

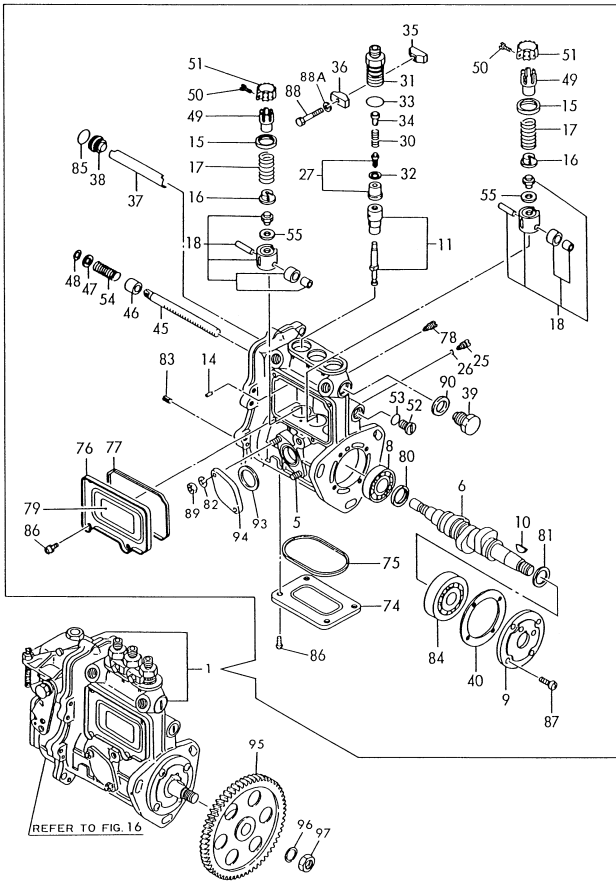
REF.	LEV.	PART NO.	DESCRIPTION	QTY	P	A	R
1	..	129100-42002	CWポンプ CMP	1			
11	..	23871-03000	ボルト PT 3/8	1			
12	..	129100-42020	PK(CWポンプ)	1			(G)
13	..	129103-49301	エルボ PT1/4	1			
14	..	26106-080602	ボルト M 8X 60	3			
15	..	121492-42290	Vベルト (A-38)	1			
16	..	129556-42350	Vプーリ	1			
17	..	121520-44740	ファン, タイプ 325MM	1			
18	..	124574-44761	スペーサー	1			
19	..	26014-060302	ボルト W/Washer 6X 30	4			
20	..	129350-49530	カバー, THERMOSTAT	1			
21	..	129795-49551	PK(カバー, THERMOSTAT)	1			(G)
22	..	129100-49800	ケース ASSY, THERMOSTAT	1			
23	..	124770-11770	ジョイント PT1/8	1			
25	..	129100-49820	GASKET, COVER	1			
26	..	129100-49850	カバー, THERMOST. CASE	1			
27	..	23871-03000	ボルト PT 3/8	1			
28	..	26116-060162	ボルト M 6X 16 PLATED	2			
29	..	129155-49800	THERMOSTAT	1			
30	..	129100-49820	GASKET, (NON-ASB.)	1			(G)
31	..	129100-49840	PK(ケース, THERMO. CASE)	1			(G)
32	..	26106-080202	ボルト M 8X 20 PLATED	2			
33	..	26106-080252	ボルト M 8X 25 PLATED	1			
34	..	26106-080502	ボルト M 8X 50 PLATED	1			
35	..	26106-080602	ボルト M 8X 60 PLATED	1			
36	..	121750-49110	ジョイント	1			
37	..	129122-44480	ジョイント (PT1/4)	1			
38	..	129403-49031	CW-CYL-COOL-ラ	1			
39	..	129258-49040	CW-T(LOP-ラ)CWP	1			
40	..	23000-022000	クランプ 22	4			
41	..	129100-49050	CW-T(10P-ラ)CWP	1			
42	..	23000-016000	クランプ 16	2			
43	..	121250-44901	スイッチ, THERMO(110°C)	1			
44	..	124465-44950	センサー	1			(G)
45	..	171056-49351	センサー	1			
46	..	129150-49360	GASKET 10	1			(G)
47	..	129132-44500	ラジエーター	1			
48	..	123682-44210	キャップ	1			
48A	..	121250-44590	クランプ	2			W
48C	..	129132-44520	シールド	1			W
48D	..	129132-44520	シールド	1			W
48E	..	129132-44530	ホース, C.WATER	1			W
49	..	171064-44510	サブタンク ASSY	1			
51	..	121450-44531	キャップ	1			
52	..	124450-44560	クランプ	1			
53	..	121470-44581	GASKET	1			
54	..	23065-070225	パイプ 7X 225	1			
55	..	124450-44550	クランプ, SUB-TANK	1			
56	..	129132-44590	ネット, WIRE	1			
57	..	121256-44600	ブラケット, SUB-TANK	1			
58	..	129132-44900	クーラー, OIL	1			
58-1	..	129132-44901	クーラー ASSY, LUB OIL	1			N
59	..	119860-49010	パイプ (A), C. WATER	1			
60	..	119860-49020	パイプ (B), C. WATER	1			
61	..	23010-038000	クランプ 38	4			
62	..	129150-49100	クック ASSY, 3-WAY	1			W
63	..	129150-49080	クック, DRAIN	1			W

REMARKS (注)
(G) THESE PARTS ARE SOLD BY FIG.20.
REF.NO.1,1-1.

Y072260

Fig. 13 FOファンシャポンプ
FUEL INJECTION PUMP

029150-25200
729139-51391



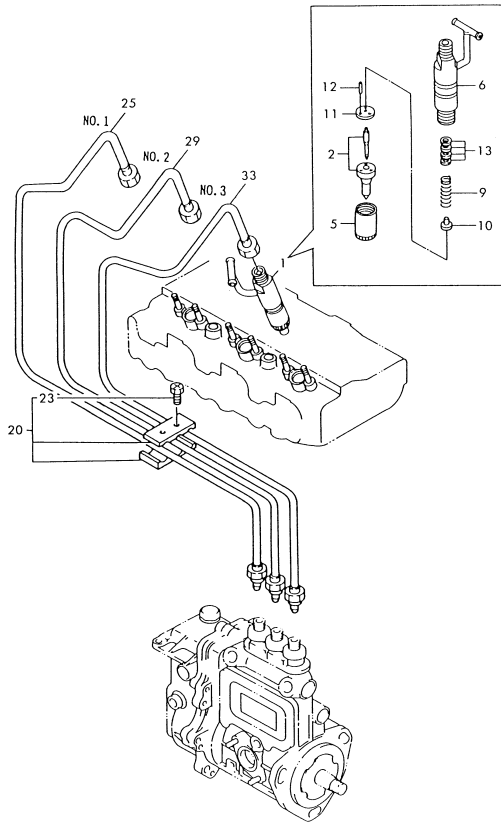
1 1815 (13) FO ファンシャポンプ 94.04.15
1180111 FUEL INJECTION PUMP (A)=3TN84TL-RTBY(D)=
----- (B)=3TN84TL-RTBZ(E)=
Y00D3633 (C)= (F)=

REF.	LEV.	QTY	PART NO.	DESCRIPTION	QTY	P/U	A	R				
REF.	LEV.	QTY	PART NO.	DESCRIPTION	QTY	P/U	(A)	(B)	(C)	(D)	(E)	(F)
1	..	729139-51391	FOファンシャポンプ	PUMP ASSY -51392SEE	1	1						(1)
5	..	129155-51020	スタッド	STUD, FEED PUMP	2	2						
6	..	119810-51040	カムシャフト	CAMSHAFT	1	1						
8	..	129155-51050	ボールベアリング	BALL BEARING, THRUST	1	1						
9	..	129155-51060	リテーナ	RETAINER, BEARING	1	1						
10	..	122710-51090	キー	KEY	1	1						
11	..	129470-51101	プランジャ	PLUNGER W/BARREL	3	3						
14	..	129155-51140	リテーナ	RETAINER A	3	3						
15	..	129155-51180	スプリングシュー	SPRING SHOE, PLUNGER	3	3						
16	..	129155-51190	スプリング	SPRING, PLUNGER	3	3						
17	..	124950-51190	タップ	TAPPET ASSY	3	3						
18	..	129155-51200	ロック	LOCKING, TAPPET	3	3						
25	..	129155-51270	Oリング	O-RING 56	3	3						
26	..	129100-51280	バルブ	VALVE W/SEAT, DELIV.	3	3						
27	..	129155-51320	スプリング	SPRING, DELIV. VALVE	3	3						
30	..	129155-51340	ガード	GUARD, DELIVERY VALVE	3	3						
31	..	124550-51350	ガスケット	GASKET, DELIVERY	3	3						
32	..	124550-51370	Oリング	O-RING, DELIVERY	3	3						
33	..	129155-51380	ストップ	STOPPER, VALVE	3	3						
34	..	129155-51390	ロック	LOCKING (A)	2	2						
35	..	129155-51400	ロック	LOCKING (B)	2	2						
36	..	129155-51410	デフレクター	DEFLECTOR	1	1						
37	..	129155-51420	チェックボルト	CHECK BOLT, DEFLECTOR	1	1						
38	..	129155-51450	調整	SHIM SET, ADJUSTING	1	1						
39	..	129155-51500	ラック	RACK, CONTROL	1	1						
45	..	129155-51521	ブッシュ	BUSH, RACK	1	1						
46	..	129155-51530	スペーサー	SPACER, AUX. SPRING	1	1						
47	..	129155-51540	シールド	SHIELD, PINION	1	1						
48	..	129155-51550	ピン	PINION, CONTROL	3	3						
49	..	122117-51560	ネジ	SCREW, PINION	3	3						
50	..	174307-51560	ピニオン	PINION	3	3						
51	..	129155-51570	プラグ	PLUG (M12)	1	1						
52	..	129155-51580	Oリング	O-RING (M16)	1	1						
53	..	129155-51591	スプリング	SPRING, RACK	1	1						
54	..	129155-51600	シムパック	SHIM PACK	3	3						
55	..	129155-51700	カバー	COVER, LOWER	1	1						
74	..	129155-51710	ガスケット	GASKET, LOWER COVER	1	1						
75	..	129155-51750	カバー	COVER, SIDE	1	1						
76	..	129155-51760	ガスケット	GASKET, SIDE COVER	1	1						
77	..	129155-51790	ロック	LOCKING, RACK	1	1						
78	..	129156-51910	ラベル	LABEL, CAUTION	1	1						
79	..	129155-51930	スペーサー	SPACER T=3.25	1	1						
80	..	129155-51940	スペーサー	SPACER T=1.5	1	1						
81	..	22217-060000	スプリング	SPRING WASHER 6	2	2						
82	..	23551-050010	スプリング	SPRING PIN 5X10	2	2						
84	..	24101-063034	ボールベアリング	BALL BEARING	1	1						
85	..	24341-000160	Oリング	O-RING 1A S-16.0	1	1						
86	..	26022-050102	ネジ	SCREW M 5X 10	8	8						
87	..	26022-060162	ネジ	SCREW M 6X 16	4	4						
88	..	26116-050302	ボルト	BOLT M 5X 30 PLATED	2	2						
188A	..	22217-050000	スプリング	SPRING WASHER 5	2	2						W
89	..	26716-060002	ナット	NUT M 6	2	2						
90	..	43400-500490	シール	SEAL WASHER 16S	1	1						N
90-1	..	22190-160002	シール	SEAL WASHER 16S	1	1						
93	..	129155-52050	ガスケット	GASKET (トリプル)	1	1						
94	..	129100-52200	カバー	COVER, BLIND	1	1						
95	..	129150-25900	ギア	GEAR, FUEL INJ. PUMP	1	1						
96	..	22217-120000	ワッシャー	WASHER 12, SPRING	1	1						
97	..	26716-120002	ナット	NUT M12	1	1						

REMARKS (注)
 (1) 1815 1 FOファンシャポンプ ASSY 組込
 (2) 1180111 / 1180111 1 組み立て
 (3) GOVERNOR ASSY (FIG. NO. 16) IS
 1 INCORPORATED IN THIS FUEL
 1 INJECTION PUMP ASSY (REF. NO. 1).
 Y072261

Fig. 14 FOファンシャソウチ
FUEL INJECTION DEVICE

029503-53200
029100-59110



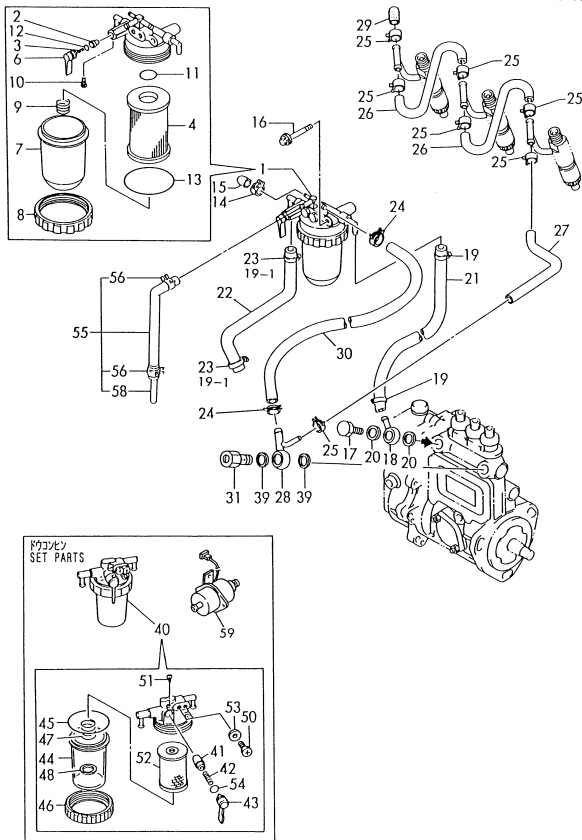
-----+ 94.04.15
I 1816 I (14) FO ファンシャソウチ
I 1801 I FUEL INJECTION SYSTEM (A)=3TN84TL-RTBY(D)=
-----+ (B)=3TN84TL-RTBZ(E)=
Y0003633 (C)= (F)=

REF.	LEV.	QTY	UOM	0	PART NO.	NAME	DESCRIPTION	----	QTY	(A)	(B)	(C)	(D)	(E)	(F)	P	U	A	R	
1	.				729137-53200	FOファンシャソウチ ASSY	VALVE ASSY, F. INJECT	3	3											
2	..				129503-53050	ノズル CMP 0.25X4ツ	NOZZLE ASSY, F. INJECT	3	3											
5	..				114250-53080	ノズルケース	NUT, NOZZLE CASE	3	3											
6	..				129100-53100	ノズルホルダ CMP	HOLDER ASSY, NOZZLE	3	3											
9	..				114250-53120	ノズルスプリング	SPRING, NOZZLE	3	3											
10	..				114250-53130	ノズルシールリング	SEAT, NOZZLE SPRING	3	3											
11	..				114250-53140	ノズルストッププレート	PLATE, STOP	3	3											
12	..				114250-53210	ノズルピン	PIN	6	6											
13	..				114250-53400	ノズル CMP	SHIM PACK	3	3											
20	..				129150-59120	ノズルリテーナ CMP	RETAINER, INJ. PIPE	1	1											
23	..				129150-59130	ボルト M4X12	BOLT M 4X 12	2	2											
23-1	..				129150-59131	ボルト M4X14	BOLT M 4X 14	2	2											N
					(A)=E12697	(B)=E12613														
25	..				129100-59910	FO-117209 CMP	PIPE, FUEL INJECTION	1	1											
29	..				129100-59920	FO-117209 CMP	PIPE, FUEL INJECTION	1	1											
33	..				129100-59930	FO-117209 CMP	PIPE, FUEL INJECTION	1	1											

Y072262

Fig. 15 FOパイプ FUEL LINE

D28100-55112
D28100-58211
D28100-58302
D28139-93070
D28139-93080



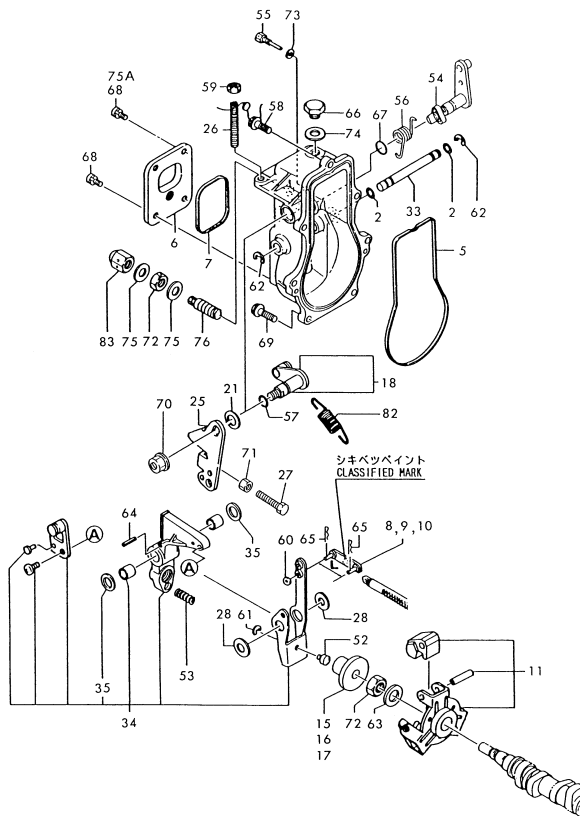
-----+ 94.04.15
1001 (15) FOパイプ FUEL OIL PIPES (A)=3TN84TL-RTBY(D)=
11801 (B)=3TN84TL-RTBY(E)=
***** (C)= (F)=
Y00B3633

REF. LEV.	PART NO.	DESCRIPTION	QTY	UNIT	REMARKS
11	129100-55621	FOパイプ CMP	1	1	
2	104200-55321	チ-パイプバルブ	1	1	
3	104200-55330	スプリング(チ-パイプバルブ)	1	1	
4	129100-55650	FOパイプエレメント(φ)φ92	1	1	
6	129100-55670	レバー	1	1	
7	129100-55680	カップ	1	1	
8	129100-55690	リング(レバー)	1	1	
9	129100-55700	スプリング	1	1	
10	104200-55750	ネジ(FOパイプバルブ)	4	1	
11	24311-000160	O-RING 1A P 16.0	1	1	
12	24311-240100	O-RING 1A P 10A	1	1	
13	24321-000650	O-RING 1A G 65.0	1	1	
14	124066-59100	クランプ(φ)φ8	8	1	
15	129150-59580	キャップ(FO-TEH)	1	1	
16	26014-080702	ボルト(ボルト)	M 8 X 70	1	
17	103854-39140	ボルト	M 8 X 70	1	
18	101304-59020	ジョイント	12	1	
19	124766-59050	クランプ(φ)φ12	12	2	
19-1	124766-59050	クランプ(φ)φ12	12	4	K
20	104200-59170	クランプ(φ)φ12	12	2	
21	129555-59510	FO-T D13/7.5xL180	1	1	
22	129255-59580	FOパイプ	1	1	
22-1	105025-59530	FO-T(ボルト)	1	1	N
23	104200-59170	クランプ(φ)φ12	12	2	
23	105025-59530	FO-T(ボルト)	1	1	Z
24	124766-59050	クランプ(φ)φ12	12	2	
25	124066-59100	クランプ(φ)φ8	8	7	
26	121250-59550	FO-T(φ)φ120	1	2	
27	119840-59560	FO-T	1	1	
28	119840-59570	ジョイント	1	1	
29	129150-59580	キャップ(FO-TEH)	1	1	
30	129255-59580	FOパイプ	1	1	
30-1	105025-59750	FO-T(ボルト)	1	1	R
30-2	129255-59580	FOパイプ	1	1	R
31	129100-59951	チェックバルブ CMP	1	1	
39	23414-120000	クランプ(φ)φ12	12	2	
40	129335-55700	セパレーター CMP	1	1	
41	104200-55321	チ-パイプバルブ	1	1	
42	104200-55330	スプリング(チ-パイプバルブ)	1	1	
43	104200-55341	ハンドル(FOパイプ)	1	1	
44	124064-55510	ボウル(FOパイプ)	1	1	
45	102103-55520	O-RING	1	1	
46	110250-55610	リング(レバー)	1	1	
47	121257-55720	スプリング(スクリーン)	1	1	
48	121257-55731	フロート	1	1	
50	101720-55750	プラグ(φ)φ6	6	2	
51	104200-55750	ネジ(FOパイプバルブ)	4	1	
52	171081-55910	スクリーン(100μ)	1	1	
53	23418-060000	クランプ(φ)φ6	6	2	
54	24311-240100	O-RING 1A P 10A	1	1	
55	119840-59601	ベンドアッシー CMP	1	1	
56	124766-59050	クランプ(φ)φ12	12	2	
58	119840-59621	ジョイント	1	1	
59	129322-77401	フィーダー CMP (FP332)	1	1	

Y072263

Fig. 16 ガバナ GOVERNOR

129139-51391



1002
118011
10003633

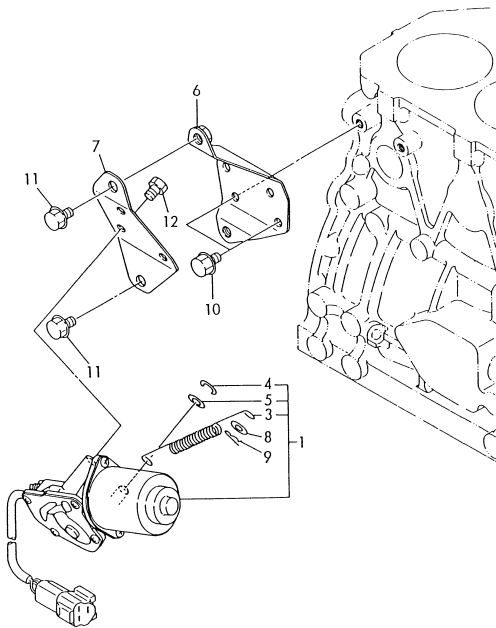
(16) ガバナ GOVERNOR

94.04.15 (A)=3TN84TL-RTBY(D)= (B)=3TN84TL-RTBZ(E)= (C)=

REF.	LEV.	PART NO.	DESCRIPTION	QTY	P/U	A	R
2	..	129155-51280	O-RING S6	2	2		
5	..	129155-61050	GASKET, GOV. CASE	1	1		
6	..	129155-61060	COVER, GOVERNOR CASE	1	1		
7	..	129155-61070	GASKET, CASE COVER	1	1		
8	..	129155-61120	LINK L=30(MARK 0)	1	1		
9	..	129155-61130	LINK L=31(MARK 1)	1	1		
10	..	129155-61140	LINK L=30.5(MARK 0.5)	1	1		
11	..	129155-61201	WEIGHT ASSY, GOV.	1	1		
15	..	129155-61341	SLEEVE	1	1		
16	..	129155-61350	SLEEVE	1	1		
17	..	129155-61360	SLEEVE	1	1		
18	..	129100-61400	SHAFT ASSY, CONTROL	1	1		
21	..	129155-61430	SPACER, SHAFT	1	1		
25	..	129100-61440	LEVER, CONTROL	1	1		
26	..	129155-61450	BOLT, REVOL. LIMIT	1	1		
27	..	129155-61460	BOLT, IDLE LIMIT	1	1		
28	..	129155-61480	SPACER ASSY	2	2		
33	..	129155-61490	SHAFT, GOV. LEVER	1	1		
34	..	129500-61500	LEVER ASSY, GOVERNOR	1	1		
34-1	..	129500-61501	LEVER ASSY, GOVERNOR	1	1		N
35	..	174307-51700	SHIM SET	2	2		
52	..	129155-61540	SHIFTER	1	1		
53	..	129100-61650	SPRING, FUEL CONTROL	1	1		
54	..	129255-61802	LEVER, STOP	1	1		
55	..	129155-61810	PIN, STOP LEVER	1	1		
56	..	129100-61821	SPRING, RETURN	1	1		
57	..	129155-61830	O-RING S10	1	1		
58	..	129155-61950	BOLT, WASHER BASED	1	1		
59	..	124550-66370	LOCK NUT M 6	1	1		
60	..	22117-040000	WASHER 4	1	1		
61	..	22272-000040	CIRCLIP E- 4	1	1		
62	..	22272-000060	CIRCLIP E- 6	2	2		
63	..	22287-120000	WASHER 12	1	1		
64	..	22351-030016	SPRING PIN 3X16	1	1		
65	..	22360-040000	SNAP PIN 4	2	2		
65-1	..	22372-040000	SNAP PIN 4	2	2		R
66	..	23887-100002	PLUG 10	1	1		
67	..	24311-240100	O-RING 1A P 10A	1	1		
68	..	26022-050102	SCREW M 5X 10	4	4		
68-1	..	26022-050102	SCREW M 5X 10	2	2		K
69	..	26106-060202	BOLT M 6X 20 PLATED	6	6		
70	..	26366-080002	NUT M 8	1	1		
71	..	26756-060002	LOCK NUT M 6 PLATED	1	1		
72	..	26776-120002	LOCK NUT M12 PLATED	2	2		
73	..	43400-500390	SEAL WASHER 65	1	1		
73-1	..	22190-060002	SEAL WASHER 6	1	1		N
74	..	43400-500430	SEAL WASHER 10S	1	1		
74-1	..	22190-100002	SEAL WASHER 10	1	1		N
75	..	43400-500450	SEAL WASHER 12S	2	2		
75-1	..	22190-120002	SEAL WASHER 12	2	2		N
75A	..	26023-050102	SCREW M 5X 10	2	2		W
76	..	129428-61450	TORQUE SPRING ASSY	1	1		
82	..	129489-61700	SPRING, GOVERNOR	1	1		
83	..	26687-120002	CAP NUT M12	1	1		

Y072264

Fig. 17 キカンテイシソウチ
ENGINE STOP DEVICE 029137-66500



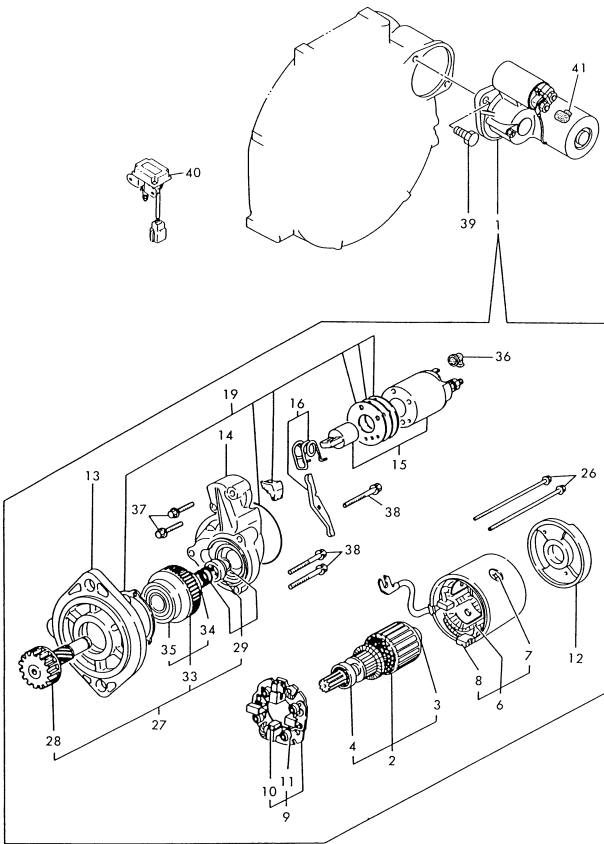
-----+
I 1C03 I (17) キカンテイシソウチ 94.04.15
I (1801) I ENGINE STOPPING DEVICE (A)=3TN84TL-RTBY(D)=
-----+ (B)=3TN84TL-RTBZ(E)=
Y00D3633 (C)= (F)=

REF.	LEV.	PART NO.	DESCRIPTION	Q'TY	U	P	A	R
				(A)(B)(C)(D)(E)(F)				
1	.	129136-66800	ストップモーター CMP	MOTOR, ENGINE STOP	1	1		
3	..	129107-66830	スプリング (ストップモーター)	SPRING, STOP MOTOR	1	1		
4	..	129566-66880	スナップリング	RING, SNAP	1	1		
5	..	129566-66890	ワッシャー	WASHER	1	1		
6	.	129107-66810	ブラケット A (ストップモーター)	BRACKET(A), STP. MOTOR	1	1		
7	.	129107-66820	ブラケット B (ストップモーター)	BRACKET(B), STP. MOTOR	1	1		
8	.	22117-080000	ワッシャー 8	WASHER 8	1	1		
9	.	22560-080000	スナップピン 8	SNAP PIN 8	1	1		
10	.	26106-080122	ボルト M 8X 12	BOLT M 8X 12 PLATED	2	2		
11	.	26106-080122	ボルト M 8X 12	BOLT M 8X 12 PLATED	2	2		
12	.	26116-050102	ボルト 5X 10	BOLT M 5X 10 PLATED	3	3		

Y072265

Fig. 18 スターティングモータ STARTING MOTOR

029100-77100
029139-93070
029139-93080



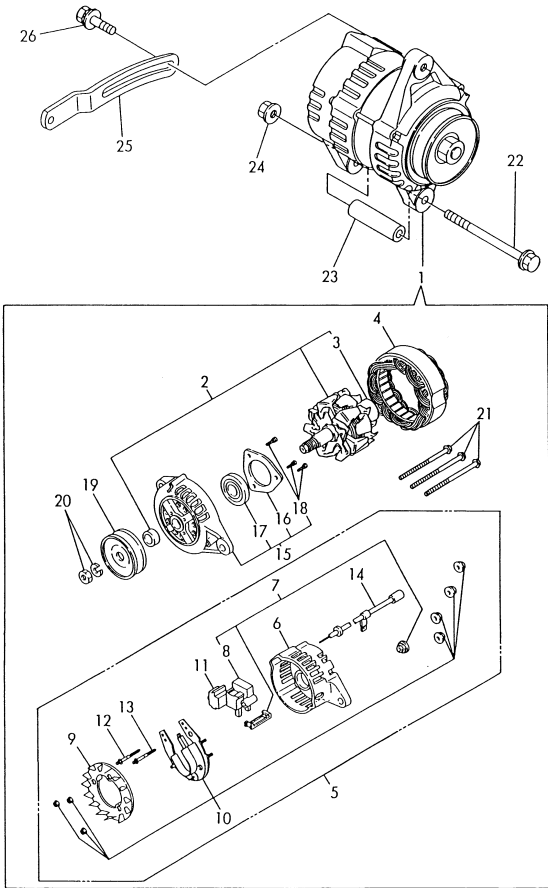
-----+
I 1C04 I (18) スターティングモータ (A)=3TN84TL-RTBY(D)=
I 1B01 I STARTING MOTOR (B)=3TN84TL-RTBY(E)=
-----+ (C)= (F)=
Y0003633 94.04.15

REF.	LEV.	Q'TY	0	PART NO.	DESCRIPTION	Q'TY	(A)	(B)	(C)	(D)	(E)	(F)	P	U	A	R	
1	..			171008-77010	スターティングモータ	1											
2	..			171008-77400	アーマチュア	1											
3	...			171008-77410	ベアリング(1)	1											
4	...			171008-77420	ベアリング(2)	1											
6	..			171008-77440	コイル、フィールド	1											
7	...			171008-77450	スクロ、ポールコアセット	4											
8	...			171008-77460	ブラシ (+)	2											
9	...			171008-77470	ブラシホルダ	1											
10	...			171008-77480	ブラシ (-)	2											
11	...			171008-77490	ブラシ用スプリング	4											
12	..			171008-77500	ブラシカバー、リア	1											
13	..			171008-77510	ギヤハウジング	1											
14	...			171008-77520	ハウジング、センター	1											
15	..			171008-77530	磁気スイッチ	1											
16	..			171008-77540	レバーセット、シフト	1											
19	..			171008-77570	ホースカバー、ダスト	1											
19-1	..			171008-77571	ダストカバー、(NON-ASB.)	1											N
26	...			A=E07218 B=E07266	ボルト、貫通	2											
27	..			171008-77650	ピニオン	1											
28	...			171008-77660	ピニオンシャフト	1											
29	...			171008-77670	ピニオンストップ	1											
30	...			171008-77720	クラッチ	1											
33	...			171008-77730	ボールベアリング	1											
34	...			171008-77740	ボールベアリング	1											
35	...			171008-77740	ボールベアリング	1											
36	..			171008-77750	カバー、M端子	1											
37	..			26106-060322	ボルト M 6X 32	2											
38	..			26106-060402	ボルト M 6X 40	2											
39	..			26116-120252	ボルト M12X 25	2											
40	..			129136-77100	リレー安全カバー	1											
41	..			124550-77030	端子カバー	1											

Y072266

Fig. 19 ゼネレータ GENERATOR

D19836-77200
D29410-77300



↑-----↑
↑ 1C05 ↑
↑ (1801) ↑
↑-----↑
Y0003633

(19) ジェネレータ
GENERATOR

(A)=3TN84TL-RTBY(D)=
(B)=3TN84TL-RTBZ(E)=
(C)= (F)=

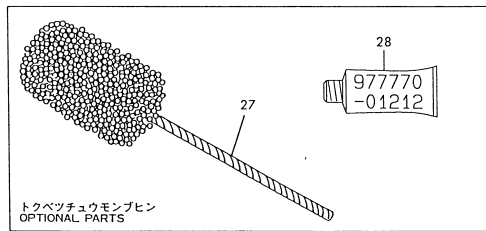
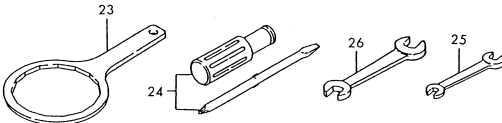
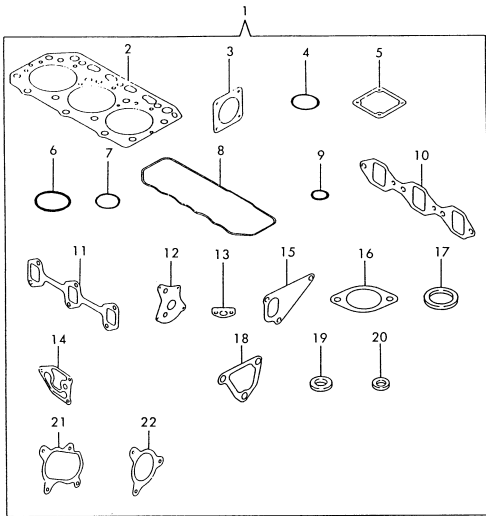
94.04.15

REF.	LEV.	0	PART NO.	DESCRIPTION	QTY	(A)	(B)	(C)	(D)	(E)	(F)	I	P	U	A	R	
1	.	.	119836-77200	ACジェネレータ	1												
2	119836-77700	ロータ ASY	1												
3	119836-77850	ボールベアリング	1												
4	119836-77710	スタータ ASY	1												
5	119836-77721	カバー ASY, REAR	1												
6	119836-77730	カバー, REAR	1												
7	119836-77741	ブラシ ASY, REGULATOR	1												
8	119836-77750	ブラシ ASY	1												
9	119836-77760	ガイド, FAN SIDE	1												
10	119836-77770	ダイオード ASY	1												
11	119836-77780	コンデンサ	1												
12	119836-77871	ボルト (1)	1												
13	119836-77880	ボルト (2)	1												
14	119836-77890	ワイヤ ASY, LEAD	1												
15	119836-77790	カバー ASY, FRONT	1												
16	119836-77800	リテーナ, BEARING	1												
17	119836-77840	ボールベアリング	1												
18	119836-77860	スクリュー キッド	1												
19	119836-77810	プーリー	1												
20	119836-77820	ナット ASY, PULLEY	1												
21	119836-77830	ボルト, THROUGH	1												
22	.	.	129136-77250	ボルト M 8X105 (GEN)	1												
23	.	.	119820-77340	スペーサ	1												
24	.	.	26366-080002	ナット M 8	1												
25	.	.	129410-77330	調整器, V-BELT	1												
26	.	.	26014-080252	ボルト (V-BELT) 8X 25	1												

Y072267

Fig. 20 パッキンセット&コウグ
GASKET SET & TOOL

D29139-93070
D29139-93080



I 1C06 I (20) パッキンセット & コウグ
I 1B01 I GASKET SET & TOOLS (A)=3TN84TL-RTBY(D)=
----- (B)=3TN84TL-RTBY(E)=
Y00D3633 (C)= (F)=

94.04.15

REF.	LEV.	PART NO.	DESCRIPTION	QTY	U	P	A	R
1		729137-92612	パッキン セット (ノック)	1	1			(1)
I 1-	1	729137-92613 (A=EXXX)	パッキン セット (ノック) (A=EXXX)	1	1			N (1)
2		129157-01332	ヘッドパッキン	1	1			
I 2-	1	129157-01333 (A=E12320) (B=E12608)	ヘッドパッキン (ノック) (A=E12320) (B=E12608)	1	1			R (1)
3		124240-01883	パッキン (180-P) (ノック)	1	1			
4		121850-51960	O-RING (FOP) (ノック)	1	1			
5		129150-77511	PK (1P) (ノック)	1	1			
6		24341-000500	O-RING 1A S 50.0	1	1			
7		24311-000320	O-RING 1A P 32.0	2	2			
8		129150-11310	パッキン (ノック)	1	1			
9		24311-000120	O-RING 1A P 12.0	3	3			
10		129150-12111	PK (SU) (ノック)	1	1			
11		129150-13110	PK (SU) (ノック)	1	1			
12		129150-32020	PK (LO-P)	1	1			
13		129150-35041	PK (SU) (ノック)	1	1			
14		129103-35122	PK (SU) (ノック)	1	1			
15		129100-42020	PK (SU) (ノック)	1	1			
16		129795-49551	PK (SU) (ノック)	1	1			
17		129150-49811	PK (SU) (ノック)	1	1			
18		129100-49840	PK (SU) (ノック)	1	1			
19		124465-44950	パッキン 16	1	1			
20		129150-49260	PK 10	1	1			
21		129403-18090	パッキン (T/C OUT)	1	1			
I 21-	1	129403-18091 (A=E12068) (B=E12608)	パッキン (T/C OUT) (A=E12068) (B=E12608)	1	1			N (1)
22		129477-18100	パッキン	1	1			
I 22-	1	129477-18101 (A=E12068) (B=E12608)	パッキン (ノック) (A=E12068) (B=E12608)	1	1			N (1)
23		171301-92750	レンチ (L.O)	1	1			
24		104200-92350	ドライバー (10x12)	1	1			
25		28110-100120	レンチ 10x12	1	1			
26		28110-140170	レンチ 14x17	1	1			
27		129400-92420	フレックス	1	1			(1)
I 28		977770-01212 (A=EXXX) (B=EXXX)	パッキン (ノック) (A=EXXX) (B=EXXX)	1	1			W (1)

REMARKS (E) (F) -----
(1) オプション パッキン セット (1) OPTIONAL PART.

Y072268

部品番号順索引表

当パーツカタログに記載されている全ての部品を部品番号順（使用場所別）に収録してあります。

部品番号により目的の部品がどの部分に使用されているかを知る場合にご活用下さい。

PARTS INDEX

All parts of this Parts Catalog is arranged by Part No. order
(depending on the spot where the part is used).

If you want to know by Part No. where your object part is used,
please use this Parts Catalog.

Engine for TB035 3TN84TL-RTBY

(MF NO. Y0003633)

+-----+
| 1M01 |
+-----+

*** フレッシュパワートラックの部品索引 PARTS INDEX ***

94.04.15

P. 1

フリット パワートラック PART NO.	フリットメイ DESCRIPTION	PC NO.	グループ GRP.	参照 REF.	ロケーション LOC. NO.	フリット パワートラック PART NO.	フリットメイ DESCRIPTION	PC NO.	グループ GRP.	参照 REF.	ロケーション LOC. NO.
101304-59020	カンツキチ(カタク) 12 JOINT 12, PIPE	Y0003633	15	18	1C01	119640-01640	RETAINER トリスラック M22	Y0003633	3	7- 1	1B04
101720-55750	6カクワラック 6(エアースキ PLUG 6	Y0003633	15	50	1C01	119640-12580	カムシート DRAIN PLUG M22	Y0003633	5	22	1B07
102103-55520	0-リング(オオイ O-RING	Y0003633	15	45	1C01	119810-51040	カムシャフト FELT, SUPPORT	Y0003633	13	6	1B15
103338-11190	コッター(ステム) 8 2ケ=1SET COTTER 8	Y0003633	4	19	1B05	119820-77340	カムシャフト カムシャフト-ス CAMSHAFT SPACER	Y0003633	19	23	1C05
103854-39140	カンツキチホルト BOLT, PIPE JOINT	Y0003633	15	17	1C01	119836-77200	ACシフト-ス GENERATOR	Y0003633	19	1	1C05
104200-55321	テーパバルブ VALVE, TAPER	Y0003633	15	2	1C01	119836-77700	ロータ ASY ROTOR ASY	Y0003633	19	2	1C05
104200-55330	スプリング(テーパバルブ) SPRING, TAPER VALVE	Y0003633	15	3	1C01	119836-77710	スタータ ASY STARTER ASY	Y0003633	19	4	1C05
104200-55341	ハンドル(フォックツク HANDLE, COCK	Y0003633	15	42	1C01	119836-77721	リヤカバー ASY COVER ASSY, REAR	Y0003633	19	5	1C05
104200-55750	ネジ(フォックツクハンドル) SCREW M 4	Y0003633	15	43	1C01	119836-77730	リヤカバー COVER, REAR	Y0003633	19	6	1C05
104200-59170	ワッシャー(ワッシャー) 12 GASKET 12	Y0003633	15	51	1C01	119836-77741	ブラシ ASY, REGULATOR BRUSH ASSY, REGULATOR	Y0003633	19	7	1C05
104200-92350	ドライバー(ワッシャー) DRIVER, SCREW	Y0003633	20	24	1C06	119836-77750	ブラシ ASY BRUSH ASSY	Y0003633	19	8	1C05
105010-39140	カンツキチホルト BOLT, PIPE JOINT	Y0003633	11	7	1B13	119836-77760	ガイド, ファンサイド GUIDE, FAN SIDE	Y0003633	19	9	1C05
105025-59530	FO-T(ワッシャー) ホール PIPE, FUEL	Y0003633	15	22- 1	1C01	119836-77770	ダイオード ASY DIODE ASSY	Y0003633	19	10	1C05
105025-59750	パイプ(フォックツク) PIPE, FUEL	Y0003633	15	30- 1	1C01	119836-77780	コンデンサ CONDENSER	Y0003633	19	11	1C05
110250-55610	パイプ(ワッシャー) PIPE, FUEL OIL	Y0003633	15	30- 1	1C01	119836-77790	カバー ASY COVER ASSY, FRONT	Y0003633	19	15	1C05
110250-55610	リング(ワッシャー) RING, RETAINING	Y0003633	15	46	1C01	119836-77800	ベアリング(リタ) RETAINER, BEARING	Y0003633	19	16	1C05
114250-53080	ナット(ノズル) NUT, NOZZLE CASE	Y0003633	14	5	1B16	119836-77810	プーリ PULLEY	Y0003633	19	19	1C05
114250-53120	スプリング(ノズル) SPRING, NOZZLE	Y0003633	14	9	1B16	119836-77820	ナット ASY, PULLEY NUT ASSY, PULLEY	Y0003633	19	20	1C05
114250-53130	シート(ノズル) SEAT, NOZZLE SPRING	Y0003633	14	10	1B16	119836-77830	ボール BALL BEARING	Y0003633	19	21	1C05
114250-53140	プレート(ノズル) PLATE, STOP	Y0003633	14	11	1B16	119836-77840	ボール ASY BALL BEARING	Y0003633	19	17	1C05
114250-53210	ピン(ノズル) PIN	Y0003633	14	12	1B16	119836-77850	ボール ASY BALL BEARING	Y0003633	19	3	1C05
114250-53400	シム CMP SHIM PACK	Y0003633	14	13	1B16	119836-77860	ボール ASY BALL BEARING	Y0003633	19	18	1C05
119260-07900	リフター(エンジン) LIFTER, ENGINE	Y0003633	4	41	1B05	119836-77871	ネジキッド SCREW KID	Y0003633	19	12	1C05
119620-01750	キャップ(ホイール) CAP, FLYWHEEL COVER	Y0003633	3	3	1B04	119836-77880	ボルト(1) BOLT (1)	Y0003633	19	13	1C05
119625-11870	プロテクタ(ノズル) PROTECTOR, NOZZLE	Y0003633	4	59	1B06	119836-77890	ボルト(2) BOLT (2)	Y0003633	19	13	1C05
119625-11880	ノズルシート SEAT, NOZZLE	Y0003633	4	60	1B06	119840-59560	ワイヤ ASY WIRE ASSY, LEAD	Y0003633	19	14	1C05
119625-11900	オヤ OYA	Y0003633	4	37	1B05	119840-59570	FO-T モト PIPE, FUEL RETURN	Y0003633	15	27	1C01

Engine for TB035 3TN84TL-RTBY

(MF NO.Y00D3633)			+-----+ ! 1M02 ! +-----+			*** フレームのコンポーネントの索引 PARTS INDEX ***			94.04.15			P. 2		
パーツ番号 PART NO.	部品名 DESCRIPTION	PC NO.	グループ GRP.	参照 REF.	位置 LOC.NO.	パーツ番号 PART NO.	部品名 DESCRIPTION	PC NO.	グループ GRP.	参照 REF.	位置 LOC.NO.			
119840-59601	JOINT ジョイント(モーター用) BEND ASSY	Y00D3633	15	55	1C01	121850-21680	PLUG PT1/4 HB(Vボ-リ) BOLT, V-PULLEY	Y00D3633	9	9	1B11			
119840-59621	ジョイント JOINT	Y00D3633	15	58	1C01	121850-35200	シムセット SHIM SET	Y00D3633	10	33	1B12			
119860-49010	CW-T(A)	Y00D3633	12	59	1B14	121850-35520	スプリング(LOチヨウアツ) SPRING, VALVE	Y00D3633	10	38	1B12			
119860-49020	PIPE (A), C. WATER CW-T(B)	Y00D3633	12	60	1B14	121850-35531	バルブ(LOチヨウアツ) VALVE	Y00D3633	10	39	1B12			
119865-21600	ギヤ GEAR, RING	Y00D3633	9	14	1B11	121850-51960	Oリング(FOPトリツク) O-RING, F.I.PUMP	Y00D3633	2	11	1B03			
120130-11860	ガイド GUIDE, VALVE	Y00D3633	4	43	1B05				20	4	1C06			
121023-01550	メクラフタ COVER, BLIND	Y00D3633	2	22	1B03	122117-51560	トメネジ(F0カケツ) SCREW, PINION	Y00D3633	13	50	1B15			
121100-22400	サークルクリップ CIRCLIP	Y00D3633	9	23	1B11	122710-51090	ピン PIN	Y00D3633	13	10	1B15			
121111-21501	キャップ CAP	Y00D3633	9	10	1B11	123682-44210	キー KEY	Y00D3633	12	48	1B14			
121120-13580	ボルト(フライホイール) BOLT, FLYWHEEL	Y00D3633	6	12A	1B08	124064-55510	ボウル(F0コシ) BOWL, FUEL STRAINER	Y00D3633	15	44	1C01			
121120-13590	クランプ(フコシユツク)CMP CLAMP	Y00D3633	6	12	1B08	124066-59100	ホ-スクリツク(2L 8) CLAMP 8	Y00D3633	15	14	1C01			
121250-44590	クランプ CLAMP	Y00D3633	12	48A	1B14	124160-01751	フタ(ホ-ス) CAP, LUB.OIL SUPPLY	Y00D3633	2	25	1C01			
121250-44901	サーモスタツチ(110°C) SWITCH, THERMO(110°C)	Y00D3633	12	43	1B14				4	52A	1B05			
121250-59550	F0-T(D8XL120) PIPE, FUEL	Y00D3633	15	26	1C01	124160-01910	プラグ PT1/4 PLUG PT1/4	Y00D3633	1	5	1B02			
121256-44600	ブラケット(サブタンク) BRACKET, SUB-TANK	Y00D3633	12	57	1B14	124160-11360	ノブ KNOB	Y00D3633	4	57	1B05			
121257-55720	スプリング(スクリーン) SPRING, SCREEN	Y00D3633	15	47	1C01	124160-39140	ボルト10, PIPE JOINT BOLT 10, PIPE JOINT	Y00D3633	11	8	1B13			
121257-55731	フロート FLOAT	Y00D3633	15	48	1C01	124160-39451	2アツツイツチ 0.5KG 押し SWITCH, OIL PRESSURE	Y00D3633	11	9	1B13			
121400-11340	バルブ(スチムシ-ル) VALVE, STEAM	Y00D3633	4	20	1B05	124223-35510	ホルダ RETAINER	Y00D3633	10	37	1B12			
121450-01560	シール, VALVE STEM STUD M 8X 22	Y00D3633	2	4	1B03	124223-39900	ホルダ RETAINER	Y00D3633	11	10	1B13			
121450-44531	キャップ CAP	Y00D3633	12	51	1B14	124240-01871	メクラフタ(HO-P) COVER, HO-P	Y00D3633	2	7	1B03			
121470-44581	ガスケット GASKET	Y00D3633	12	53	1B14	124240-01883	ガスケット(HO-P)(ノ-ア) GASKET, (NON-ASB.)	Y00D3633	2	8	1B03			
121492-42290	V-ベルト(A-38) V-BELT (A-38)	Y00D3633	12	15	1B14	124450-44550	ホルダ(サブタンク) CLAMP, SUB-TANK	Y00D3633	20	3	1C06			
121520-34810	ガイド, DIPSTICK GUIDE, DIPSTICK	Y00D3633	10	23	1B12	124450-44560	ホルダ(ホ-パ-) CLAMP	Y00D3633	12	52	1B14			
121520-44740	ファン, COOLING FAN, COOLING	Y00D3633	12	17	1B14	124460-11340	バルブ(スチムシ-ル) VALVE, STEAM	Y00D3633	4	21	1B05			
121550-23200	ボルト, CONNECTING ROD BOLT, CONNECTING ROD	Y00D3633	9	34	1B11	124465-44950	ガスケット16 GASKET 16	Y00D3633	12	44	1B14			
121750-49110	ジョイント JOINT	Y00D3633	12	36	1B14				20	19	1C06			
121850-11860	プラグ PT1/4 PLUG PT1/4	Y00D3633	4	10	1B05	124550-51350	ガスケット(デリバ-リ) GASKET, DELIVERY	Y00D3633	13	32	1B15			

Engine for TB035 3TN84TL-RTBY

(MF NO. Y00D3633)

+-----+
| 1M03 |
+-----+

*** 7th Edition Parts Index ***

94.04.15

P. 3

7 th Edition Part No.	Description	PC No.	Grp.	Ref.	Loc. No.	7 th Edition Part No.	Description	PC No.	Grp.	Ref.	Loc. No.	
124550-51370	O-RING, DELIVERY	Y00D3633	13	33	1B15	129100-49820	CASE ASSY, THERMOSTAT	Y00D3633	12	25	1B14	
124550-59820	BOLT 8, PIPE JOINT	Y00D3633	11	11	1B13	129100-49830	GASKET, COVER	Y00D3633	12	26	1B14	
124550-66370	LOCK NUT M 6	Y00D3633	16	59	1C02	129100-49840	COVER, THERMOST. CASE	Y00D3633	12	31	1B14	
124550-77030	COVER, TERMINAL	Y00D3633	18	41	1C04		GASKET, THERMO. CASE					
124574-44761	SPACER	Y00D3633	12	18	1B14	129100-51300	VALVE W/SEAT, DELIV.	Y00D3633	20	18	1C06	
124736-07900	LIFTER, ENGINE	Y00D3633	4	40	1B05	129100-52200	COVER, BLIND	Y00D3633	13	94	1B15	
124766-59050	CLAMP 12	Y00D3633	15	19	1C01	129100-53100	HOLDER ASSY, NOZZLE	Y00D3633	14	6	1B16	
				19-1	1C01	129100-55621	FOFUEL CMP	Y00D3633	15	1	1C01	
				24	1C01		STRAINER ASSY, FUEL					
				56	1C01	129100-55650	FOFUEL ELEMENT (SH) L=92	Y00D3633	15	4	1C01	
124770-11770	JOINT PT1/8	Y00D3633	12	23	1B14		ELEMENT, FUEL					
124950-51190	SPRING, PLUNGER	Y00D3633	13	17	1B15	129100-55670	LEVER	Y00D3633	15	6	1C01	
129100-01580	PARALLEL PIN 8X16	Y00D3633	3	1	1B04	129100-55680	CUP, STRAINER	Y00D3633	15	7	1C01	
				17	1B04	129100-55690	RING, RETAINING	Y00D3633	15	8	1C01	
				9	1A	1B11	129100-55700	SPRING	Y00D3633	15	9	1C01
				15	1B11		FO-T (FUEL INJECTION)					
129100-01640	CASE ASSY, OIL SEAL	Y00D3633	3	18	1B04	129100-59910	PIPE, FUEL INJECTION	Y00D3633	14	25	1B16	
129100-01730	SPACER, OIL SUMP	Y00D3633	3	11	1B04	129100-59920	FO-T (FUEL INJECTION)	Y00D3633	14	29	1B16	
129100-01790	SUPPORT, OIL SUMP	Y00D3633	3	9	1B04	129100-59930	PIPE, FUEL INJECTION	Y00D3633	14	33	1B16	
129100-11100	VALVE, INTAKE	Y00D3633	4	15	1B05	129100-59951	FO-T (FUEL INJECTION)	Y00D3633	15	31	1C01	
129100-11130	VALVE, EXHAUST	Y00D3633	4	17	1B05	129100-61400	SHAFT ASSY, CONTROL	Y00D3633	16	18	1C02	
129100-11300	BONNET	Y00D3633	4	54	1B05	129100-61440	CONTROL LEVER	Y00D3633	16	25	1C02	
129100-11350	BONNET ASSY	Y00D3633	4	52	1B05	129100-61650	FOYUWALVE	Y00D3633	16	53	1C02	
129100-23910	BUSH, PISTON PIN	Y00D3633	9	37	1B11	129100-61821	SPRING, FUEL CONTROL	Y00D3633	16	56	1C02	
129100-25061	SHAFT, IDLE GEAR	Y00D3633	7	7	1B09	129103-01530	MOYUWALVE (RETURN)	Y00D3633	16	56	1C02	
129100-35140	STUD	Y00D3633	10	32	1B12	129103-33031	PLATE, GEAR COVER	Y00D3633	2	3	1B03	
129100-42002	CW PUMP, C.W. (NON-ASB.)	Y00D3633	12	1	1B14	129103-33132	OIL COOLER	Y00D3633	10	17	1B12	
129100-42020	GASKET, C.W. PUMP	Y00D3633	12	12	1B14	129103-35101	COOLER, LUB. OIL	Y00D3633	10	18	1B12	
				20	15	1C06	129103-35122	BRACKET ASSY, FILTER	Y00D3633	10	30	1B12
129100-49050	PIPE, C.W. (BY-PASS)	Y00D3633	12	41	1B14		GASKET, (NON-ASB.)					
129100-49800	CASE ASSY, THERMOSTAT	Y00D3633	12	22	1B14	129103-49301	PT1/4	Y00D3633	20	14	1C06	
									12	13	1B14	

Engine for TB035 3TN84TL-RTBY

(MF NO. Y0003633)			+-----+ 1M04 +-----+			*** フレッシュパワートラックの部品目録 PARTS INDEX ***			94.04.15	P. 4		
パート番号 PART NO.	部品名 DESCRIPTION	PC NO.	グループ GRP.	参照 REF.	位置 LOC. NO.	パート番号 PART NO.	部品名 DESCRIPTION	PC NO.	グループ GRP.	参照 REF.	位置 LOC. NO.	
129105-22090	エルボ PT 1/4 ピストン CMP PISTON W/RING	Y0003633	9	16	1B11	129132-44590	ワイヤネット NET, WIRE	Y0003633	12	56	1B14	
129105-22920	ピストン CMP (OS=0.5) PISTON W/RING OS=0.5	Y0003633	9	41	1B11	129132-44900	オイルクーラー COOLER, OIL	Y0003633	12	58	1B14	
129105-22970	リングセット OS 0.5 RING SET O. S=0.50	Y0003633	9	43	1B11	129132-44901	オイルクーラー CMP COOLER ASSY, LUB OIL	Y0003633	12	58-1	1B14	
129107-66810	ブラケット A (ストップモーター) BRACKET (A), STP. MOTOR	Y0003633	17	6	1C03	129136-66800	ストップモーター CMP MOTOR, ENGINE STOP	Y0003633	17	1	1C03	
129107-66820	ブラケット B (ストップモーター) BRACKET (B), STP. MOTOR	Y0003633	17	7	1C03	129136-77100	セーフティリレー (AST1-1) RELAY, SAFETY	Y0003633	18	40	1C04	
129107-66830	スプリング (ストップモーター) SPRING, STOP MOTOR	Y0003633	17	3	1C03	129136-77250	ボルト 8X105 (GEN) BOLT M 8X105	Y0003633	19	22	1C05	
129116-21650	Vプーリー (クランクシャフト) V-PULLLEY, CRANKSHAFT	Y0003633	9	7-1	1B11	129139-12050	ホース (T/C-S/T) PIPE (B), T/C-S/T	Y0003633	5	8	1B07	
129120-77501	エアーヒーター HEATER, AIR	Y0003633	5	15	1B07	129139-12070	キックホース PIPE, AIR INTAKE	Y0003633	5	18	1B07	
129122-12060	ホース (S/T-マニホールド) PIPE (A), S/T-MANIF.	Y0003633	5	9	1B07	129139-12200	サージタンク TANK, SURGE	Y0003633	5	12	1B07	
129122-12100	マニホールド (SUC) MANIFOLD, SUCTION	Y0003633	5	1	1B07	129139-12500	エアクリ CMP CLEANER ASSY, AIR	Y0003633	5	19	1B07	
129122-12211	ブラケット, T/C BRACKET, TURBO	Y0003633	5	13	1B07	129139-13100	マニホールド (EXH) MANIFOLD, EXHAUST	Y0003633	6	1	1B08	
129122-44480	ジョイント (PT1/4) JOINT	Y0003633	2	10	1B03	129139-13521	サイレンサー SILENCER	Y0003633	6	7	1B08	
129128-21590	フライホイール CMP FLYWHEEL W/RING GEAR	Y0003633	12	37	1B14	129139-13600	テールパイプ (EXH.) TAIL PIPE (EXH.)	Y0003633	6	13	1B08	
129129-14580	カムシャフト ASSY CAMSHAFT ASSY	Y0003633	9	11	1B11	129139-13700	テールパイプ (EXH.) TAIL PIPE (EXH.)	Y0003633	6	14	1B08	
129132-12220	延長パイプ (SUC) EXTEND PIPE (SUC)	Y0003633	7	1	1B09	129139-35160	カンガ (クランクシャフト) SPACER	Y0003633	10	53	1B12	
129132-12510	エアクリ CMP CLEANER, AIR	Y0003633	5	30	1B07	129139-39030	LO-T CMP, TC-FIP PIPE ASSY, LUB.OIL	Y0003633	11	1	1B13	
129132-12561	サポート (エアクリ) SUPPORT, AIR CLEANER	Y0003633	5	19-1	1B07	129139-39601	LOポート (T/C) PIPE, LUB.OIL RETURN	Y0003633	11	15	1B13	
129132-12581	サポート (エアクリ) CMP SUPPORT ASSY, CLEANER	Y0003633	5	21	1B07	129150-01200	ヘッド (シリンダー) HEAD, CYL. HEAD	Y0003633	1	23	1B02	
129132-12800	バンド (エアクリ) BAND	Y0003633	5	20	1B07	129150-02020	ボルト (メタルキャップ) BOLT, BEARING CAP	Y0003633	1	11	1B02	
129132-12820	サポート BRACKET	Y0003633	5	23	1B07	129150-02450	スラストベアリング BEARING, THRUST	Y0003633	1	21	1B02	
129132-12860	ゴムシート SHEET, RUBBER	Y0003633	5	3	1B07	129150-02800	メインベアリング MAIN BEARING	Y0003633	7	38	1B09	
129132-12890	ゴムシート SHEET, RUBBER	Y0003633	5	14	1B07	129150-02870	メインベアリング U.S.=0.25 MAIN BEARING US=0.25	Y0003633	1	14	1B02	
129132-12900	ダンパー DAMPER	Y0003633	5	25	1B07	129150-02930	スラストベアリング BEARING, THRUST	Y0003633	1	25	1B02	
129132-44500	ラジエーター RADIATOR	Y0003633	5	6	1B07	129150-02940	スラストベアリング U.S.=0.25 BEARING, THRUST .250S	Y0003633	1	17	1B02	
129132-44520	シールド SHROUD	Y0003633	12	47	1B14	129150-02940	スラストベアリング U.S.=0.25 BEARING, THRUST .250S	Y0003633	1	28	1B02	
129132-44530	ホース, C.WATER HOSE, C.WATER	Y0003633	12	48C	1B14	129150-03020	フューエルカバー COVER, BREATHER	Y0003633	4	45	1B05	
			12	48D	1B14	129150-03070	バフ (フューエル) BAFFLE, BREATHER	Y0003633	4	46	1B05	

Engine for TB035 3TN84TL-RTBY

(MF NO. Y0003633)

+-----+
| 1M05 |
+-----+

*** 7th Edition of the Parts Index ***

94.04.15

P. 5

7 th Edition of the Parts Index PART NO.	Description	PC NO.	GROUP	REF.	LOC. NO.	7 th Edition of the Parts Index PART NO.	Description	PC NO.	GROUP	REF.	LOC. NO.
129150-03070	バフフル(フューリ-サ) BAFFLE, BREATHER	Y00D3633	4	52C	1805	129150-35041	PK(キノウニユカカ)(ノア入) GASKET, (NON-ASB.)	Y00D3633	20	13	1C06
129150-03080	シヤシヤ PLATE, SHELTER	Y00D3633	4	47	1805	129150-35091	LOキノウニユカカ CMP	Y00D3633	10	25	1812
129150-03100	フリトメ(フューリ-サ)ハ ^o イ ^o RETAINER	Y00D3633	2	25	1803	129150-35150	パイプ 90X80L FILTER 90X80L	Y00D3633	10	43	1812
129150-11230	ア ^o キ ^o スタ (ハ ^o ン ^o ス ^o キ ^o) SCREW, VALVE	Y00D3633	4	51	1805	129150-49080	ト ^o レ ^o コ ^o ツ ^o ク COCK, DRAIN	Y00D3633	12	63	1814
129150-11280	ハ ^o ン ^o ツ ^o シ ^o ツ ^o ク ^o ハ ^o ネ SPRING	Y00D3633	4	36	1805	129150-49100	ツ ^o ン ^o ホ ^o ウ ^o コ ^o ツ ^o ク ^o CMP COCK ASSY, 3-WAY	Y00D3633	12	62	1814
129150-11290	ハ ^o ン ^o ツ ^o シ ^o ツ ^o ク ^o SHAFT, ROCKER ARM	Y00D3633	4	29	1805	129150-49360	PK 10 GASKET 10	Y00D3633	12	46	1814
129150-11310	ハ ^o ン ^o ツ ^o シ ^o ツ ^o ク ^o GASKET, BONNET	Y00D3633	4	30	1805	129150-49811	PK(サ-モスタツト シヤ)(ノア入) GASKET, (NON-ASB.)	Y00D3633	20	20	1C06
129150-11370	キヤツ ^o (ハ ^o ン) CAP, VALVE	Y00D3633	20	8	1C06	129150-59120	フリトメ(フ ^o ン ^o ツ ^o シ ^o ツ ^o ク ^o CMP RETAINER, INJ. PIPE	Y00D3633	14	20	1816
129150-11750	ナツト M8XP1.0 NUT M8XP1.0	Y00D3633	4	22	1805	129150-59130	+ア ^o H84X12 BOLT M 4X 12	Y00D3633	14	23	1816
129150-11810	ハ ^o イ ^o キ ^o ハ ^o ン ^o カ ^o イ ^o ト ^o GUIDE, VALVE	Y00D3633	4	35	1805	129150-59131	+ア ^o H84X14 BOLT M 4X 14	Y00D3633	14	23-1	1816
129150-12111	PK(SUC ^o マ ^o ニ ^o ホ ^o ルト ^o) (ノア入) GASKET, (NON-ASB.)	Y00D3633	4	44	1805	129150-59580	キヤツ ^o (F0-T ^o モ ^o ト ^o シ) CAP	Y00D3633	15	15	1C01
129150-13110	PK(マ ^o ニ ^o ホ ^o ルト ^o) GASKET, EXH.MANIFOLD	Y00D3633	5	2	1807	129150-77511	PK(ア ^o ヒ ^o エ ^o タ)(ノア入) GASKET, (NON-ASB.)	Y00D3633	29	16	1C01
129150-14101	カ ^o ム ^o キ ^o ヤ ^o D30 GEAR, CAMSHAFT	Y00D3633	20	10	1C06	129150-11241	シヤツト CMP SHAFT ASSY, ROCKER	Y00D3633	20	5	1C06
129150-14200	タ ^o ハ ^o ツ ^o TAPPET	Y00D3633	6	2	1808	129155-11260	ハ ^o ン ^o ツ ^o シ ^o ツ ^o ク ^o (A) SUPPORT, ROCKER ARM	Y00D3633	4	25	1805
129150-14400	フ ^o ツ ^o シ ^o ロ ^o ツ ^o ト ^o ROD, PUSH	Y00D3633	7	3	1809	129155-11270	ハ ^o ン ^o ツ ^o シ ^o ツ ^o ク ^o (B) SUPPORT, ROCKER ARM	Y00D3633	4	27	1805
129150-21200	ク ^o ラ ^o ン ^o ク ^o キ ^o ヤ ^o GEAR, CRANKSHAFT	Y00D3633	7	4	1809	129155-49800	サ-モスタツト THERMOSTAT	Y00D3633	4	28	1805
129150-22300	ヒ ^o ス ^o ト ^o ヒ ^o ン ^o PIN, PISTON	Y00D3633	7	5	1809	129155-51020	ウ ^o エ ^o ニ ^o ホ ^o ルト(フ ^o イ ^o ト ^o ハ ^o ツ ^o) STUD, FEED PUMP	Y00D3633	12	29	1814
129150-23600	ハ ^o ア ^o リ ^o ン ^o ク ^o (ク ^o ラ ^o ン ^o ク ^o ヒ ^o ン) BEARING, CRANKPIN	Y00D3633	9	3	1811	129155-51050	タ ^o マ ^o シ ^o ツ ^o ク ^o ク ^o (ス ^o ラ ^o ス ^o) BALL BEARING, THRUST	Y00D3633	13	8	1815
129150-23610	ハ ^o ア ^o リ ^o ン ^o ク ^o (ヒ ^o ン) 0.25U.S BEARING, PIN U.S=0.25	Y00D3633	9	22	1811	129155-51060	ハ ^o ア ^o リ ^o ン ^o ク ^o オ ^o サ ^o エ RETAINER, BEARING	Y00D3633	13	9	1815
129150-25101	ア ^o イ ^o ニ ^o ル ^o キ ^o ヤ ^o CMP GEAR M/BUSH	Y00D3633	9	38	1811	129155-51140	ヒ ^o ン(ハ ^o ニ ^o ル ^o マ ^o ツ ^o リ ^o ト ^o メ) PIN, BARREL LOCKING	Y00D3633	13	14	1815
129150-25900	キ ^o ヤ ^o (F ^o I-P) GEAR, FUEL INJ. PUMP	Y00D3633	7	8	1809	129155-51180	フ ^o ラ ^o ン ^o ツ ^o シ ^o ヤ ^o ハ ^o ネ ^o ツ ^o ク ^o カ ^o ネ SPRING SHOE, PLUNGER	Y00D3633	13	16	1815
129150-25920	フ ^o ツ ^o シ ^o ツ ^o ク ^o ヒ ^o ン ^o BUSH, IDLE GEAR	Y00D3633	13	95	1815	129155-51200	タ ^o ハ ^o ツ ^o シ ^o ツ ^o ク ^o TAPPET ASSY	Y00D3633	13	18	1815
129150-32020	PK(L0-P) GASKET, L.O. PUMP	Y00D3633	7	10A	1809	129155-51270	タ ^o ハ ^o ツ ^o マ ^o ツ ^o リ ^o ト ^o メ LOCKING, TAPPET	Y00D3633	13	25	1815
129150-35041	PK(キノウニユカカ)(ノア入) GASKET, (NON-ASB.)	Y00D3633	10	15	1812	129155-51280	ロ ^o ン ^o ク ^o (S6) O-RING S6	Y00D3633	13	26	1815
			20	12	1C06				16	2	1C02
			10	24	1812	129155-51320	ハ ^o ネ(テ ^o リ ^o ハ ^o リ ^o ハ ^o ル ^o ツ ^o) SPRING, DELIV. VALVE	Y00D3633	13	30	1815

Engine for TB035 3TN84TL-RTBY

(MF NO. Y00D3633)		+-----+	*** 7 ^レ ヒ ^レ ハ ^レ コ ^レ ウ ^レ シ ^レ ユ ^レ ヱ ^レ ク ^レ ウ ^レ ヒ ^レ ウ ^レ				PARTS INDEX ***		94.04.15	P. 6	
7 ^レ ヒ ^レ ハ ^レ コ ^レ ウ ^レ	7 ^レ ヒ ^レ ハ ^レ コ ^レ ウ ^レ	PC NO.	コ ^レ ウ ^レ ク ^レ ヱ ^レ タ ^レ シ ^レ	ロ ^レ ケ ^レ -シ ^レ ヨ ^レ ン	7 ^レ ヒ ^レ ハ ^レ コ ^レ ウ ^レ	7 ^レ ヒ ^レ ハ ^レ コ ^レ ウ ^レ	PC NO.	コ ^レ ウ ^レ ク ^レ ヱ ^レ タ ^レ シ ^レ	ロ ^レ ケ ^レ -シ ^レ ヨ ^レ ン		
PART NO.	DESCRIPTION		GRP.	REF.	LOC. NO.	PART NO.	DESCRIPTION	GRP.	REF.	LOC. NO.	
129155-51340	トシヅク ^レ ハ ^レ コ ^レ ウ ^レ シ ^レ イ GUARD, DELIVERY VALVE	Y00D3633	13	31	1B15	129155-61070	ハ ^レ ツ ^レ キ ^レ (ケ-ス ^レ ワ ^レ) GASKET, CASE COVER	Y00D3633	16	7	1C02
129155-51370	トシヅク ^レ ハ ^レ コ ^レ ウ ^レ シ ^レ ハ ^レ ○ STOPPER, VALVE	Y00D3633	13	34	1B15	129155-61120	リン ^ク L=30(マ ^レ -ク ^レ 0)	Y00D3633	16	8	1C02
129155-51380	マ ^レ ウ ^レ シ ^レ ト ^レ メ ^レ (A) LOCKING (A)	Y00D3633	13	35	1B15	129155-61130	リン ^ク L=31(マ ^レ -ク ^レ 1)	Y00D3633	16	9	1C02
129155-51390	マ ^レ ウ ^レ シ ^レ ト ^レ メ ^レ (B) LOCKING (B)	Y00D3633	13	36	1B15	129155-61140	リン ^ク L=30.5 (マ ^レ -ク ^レ 05)	Y00D3633	16	10	1C02
129155-51400	チ ^レ ヅ ^レ ル ^レ ク ^レ	Y00D3633	13	37	1B15	129155-61201	リン ^ク L=30.5 (マ ^レ -ク ^レ 05)	Y00D3633	16	11	1C02
129155-51410	DEFLECTOR ト ^レ メ ^レ ホ ^レ ルト ^レ (チ ^レ ヅ ^レ ル ^レ ク ^レ) CHECK BOLT, DEFLECTOR	Y00D3633	13	38	1B15	129155-61341	カ ^レ ハ ^レ ハ ^レ ナ ^レ ク ^レ エ ^レ ト ^レ CMP WEIGHT ASSY, GOV.	Y00D3633	16	15	1C02
129155-51420	7 ^レ ロ ^ク (M16) PLUG (M16)	Y00D3633	13	39	1B15	129155-61350	ス ^レ リ ^レ -フ ^レ (チ ^レ ヨ ^レ ウ ^レ セ ^レ イ ^レ ヨ ^レ ク)	Y00D3633	16	16	1C02
129155-51450	チ ^レ ヨ ^レ ウ ^レ セ ^レ イ ^レ ハ ^レ ○ ^レ ツ ^レ キ ^レ CMP	Y00D3633	13	40	1B15	129155-61360	ス ^レ リ ^レ -フ ^レ (チ ^レ ヨ ^レ ウ ^レ セ ^レ イ ^レ ヨ ^レ ク)	Y00D3633	16	17	1C02
129155-51500	SHIM SET, ADJUSTING コ ^レ ン ^ト ロ ^レ -ル ^レ シ ^レ ツ ^レ RACK, CONTROL	Y00D3633	13	45	1B15	129155-61430	カ ^レ ツ ^レ キ ^レ (コ ^レ ン ^ト ロ ^レ -ル ^レ シ ^レ ツ ^レ) SPACER, SHAFT	Y00D3633	16	21	1C02
129155-51521	7 ^レ ツ ^レ シ ^レ (ラ ^レ ツ ^レ) BUSH, RACK	Y00D3633	13	46	1B15	129155-61450	カ ^レ イ ^レ チ ^レ ツ ^レ セ ^レ イ ^レ ケ ^レ ツ ^レ ホ ^レ ルト BOLT, REVOL. LIMIT	Y00D3633	16	26	1C02
129155-51530	カ ^レ ツ ^レ キ ^レ (ラ ^レ ツ ^レ ホ ^レ シ ^レ ヨ ^レ SP SPACER, AUX. SPRING	Y00D3633	13	47	1B15	129155-61460	ア ^レ イ ^レ ト ^レ ホ ^レ ルト ^レ セ ^レ イ ^レ ケ ^レ ツ ^レ ホ ^レ ルト BOLT, IDLE LIMIT	Y00D3633	16	27	1C02
129155-51540	ト ^レ メ ^レ ク ^レ (Cカ ^レ ツ ^レ) CIRCLIP	Y00D3633	13	48	1B15	129155-61480	カ ^レ ツ ^レ キ ^レ CMP SPACER ASSY	Y00D3633	16	28	1C02
129155-51550	コ ^レ ン ^ト ロ ^レ -ル ^レ シ ^レ ツ ^レ ホ ^レ シ ^レ ツ ^レ (B PINION, CONTROL	Y00D3633	13	49	1B15	129155-61490	カ ^レ ハ ^レ ハ ^レ ナ ^レ ク ^レ エ ^レ ト ^レ -シ ^レ ツ ^レ SHAFT, GOV. LEVER	Y00D3633	16	33	1C02
129155-51570	7 ^レ ロ ^ク (M12) PLUG (M12)	Y00D3633	13	52	1B15	129155-61540	シ ^レ フ ^レ タ ^レ SHIFTER	Y00D3633	16	52	1C02
129155-51580	0- ^レ RING	Y00D3633	13	53	1B15	129155-61810	ピ ^レ ○ ^レ (ス ^レ ツ ^レ フ ^レ ○ ^レ シ ^レ ハ ^レ - PIN, STOP LEVER	Y00D3633	16	55	1C02
129155-51591	ラ ^レ ツ ^レ ホ ^レ シ ^レ ヨ ^レ シ ^レ ハ ^レ ホ ^レ SPRING, RACK	Y00D3633	13	54	1B15	129155-61830	0- ^レ RING (S10)	Y00D3633	16	57	1C02
129155-51600	チ ^レ ヨ ^レ ウ ^レ セ ^レ イ ^レ シ ^レ ム ^レ CMP	Y00D3633	13	55	1B15	129155-61950	カ ^レ ツ ^レ キ ^レ B(フ ^レ ク ^レ イ ^レ) BOLT, WASHER BASED	Y00D3633	16	58	1C02
129155-51700	SHIM PACK ソ ^レ ク ^レ (ホ ^レ ン ^ト イ ^レ) COVER, LOWER	Y00D3633	13	74	1B15	129156-51910	メ ^レ イ ^レ ハ ^レ ○ ^レ (チ ^レ ヅ ^レ ク ^レ イ ^レ) LABEL, CAUTION	Y00D3633	13	79	1B15
129155-51710	PK (ホ ^レ ン ^ト イ ^レ ソ ^レ ク ^レ) GASKET, LOWER COVER	Y00D3633	13	75	1B15	129157-01332	ア ^レ ツ ^レ キ ^レ カ ^レ ス ^レ ケ ^レ ツ ^レ GASKET, HEAD	Y00D3633	1	24	1B02
129155-51750	ソ ^レ ク ^レ (ホ ^レ ン ^ト イ ^レ) COVER, SIDE	Y00D3633	13	76	1B15	129157-01333	ア ^レ ツ ^レ キ ^レ カ ^レ ス ^レ ケ ^レ ツ ^レ (ノ ^レ ン ^レ ア ^レ) GASKET, (NON-ASB.)	Y00D3633	1	24- 1	1C06
129155-51760	PK (ホ ^レ ン ^ト イ ^レ ソ ^レ ク ^レ) GASKET, SIDE COVER	Y00D3633	13	77	1B15			20	2	1C06	
129155-51790	ラ ^レ ツ ^レ マ ^レ ウ ^レ シ ^レ ト ^レ メ ^レ LOCKING, RACK	Y00D3633	13	78	1B15	129255-59580	FOカ ^レ PIPE, FUEL	Y00D3633	15	22	1C01
129155-51930	カ ^レ ツ ^レ キ ^レ T=3.25 SPACER T=3.25	Y00D3633	13	80	1B15				30	1C01	
129155-51940	カ ^レ ツ ^レ キ ^レ T=1.5 SPACER T=1.5	Y00D3633	13	81	1B15	129255-61802	ス ^レ ツ ^レ フ ^レ ○ ^レ シ ^レ ハ ^レ - LEVER, STOP	Y00D3633	16	54	1C02
129155-52050	ハ ^レ ツ ^レ キ ^レ (ト ^レ リ ^レ ツ ^レ) GASKET	Y00D3633	13	93	1B15	129258-49040	CW-T(LOク ^レ -ラ ^レ -CWP PIPE, COOLER-C.W.PUMP	Y00D3633	12	39	1B14
129155-61050	ハ ^レ ツ ^レ キ ^レ (カ ^レ ハ ^レ ハ ^レ ナ ^レ ク ^レ -ス GASKET, GOV. CASE	Y00D3633	16	5	1C02	129322-18150	フ ^レ ラ ^レ カ ^レ ツ ^レ (レ ^レ ツ ^レ ク ^レ カ ^レ ン) BRACKET	Y00D3633	6	9	1B08
129155-61060	カ ^レ ハ ^レ ハ ^レ ナ ^レ ク ^レ -ス ^レ COVER, GOVERNOR CASE	Y00D3633	16	6	1C02	129322-77401	フ ^レ イ ^レ -ト ^レ ホ ^レ シ ^レ ツ ^レ フ ^レ (FP332 FEED PUMP	Y00D3633	15	59	1C01

Engine for TB035 3TN84TL-RTBY

(MF NO. Y00D3633)

+-----+
| 1M07 |
+-----+

*** 7th Edition of the Parts Index ***

94.04.15

P. 7

7 th Edition Part No.	Description	PC No.	Grp. Ref.	Loc. No.	7 th Edition Part No.	Description	PC No.	Grp. Ref.	Loc. No.
129335-55700	Water Separator, Water	Y00D3633	15	40	129477-18101	Gasket, (Non-Asb.)	Y00D3633	20	22-1
129350-49530	Cover, Thermostat	Y00D3633	12	20	129489-61700	Spring, Governor	Y00D3633	16	82
129400-01590	Camshaft Housing, Gears w/Seal	Y00D3633	2	1	129500-61500	Camshaft - CMP Lever Assy, Governor	Y00D3633	16	34
129400-92420	Flex Horn	Y00D3633	20	27	129500-61501	Camshaft - CMP Lever Assy, Governor	Y00D3633	16	34-1
129403-18050	Turbocharger, RHB31	Y00D3633	8	1	129503-53050	Nozzle Assy, F. Inject	Y00D3633	14	2
129403-18090	Camshaft (T/C Out Gasket)	Y00D3633	6	8	129553-32000	Lo-P Cam Pump Assy, Lub. Oil	Y00D3633	10	1
129403-18091	Camshaft (Cam Key) (Non-Asb.)	Y00D3633	20	21	129553-39650	Leakage Nozzle	Y00D3633	10	51
129403-18720	Heat Protector	Y00D3633	8	2	129555-59510	Nozzle F0-T D13/7.5*L180	Y00D3633	15	21
129403-18750	Hoese	Y00D3633	8	3	129556-42350	Pipe, Fuel V-Pulley	Y00D3633	12	16
129403-18770	Rotor Assy, Turbo	Y00D3633	8	4	129566-66880	Ring, Snap	Y00D3633	17	4
129403-18780	Housing Assy, Turbo	Y00D3633	8	13	129566-66890	Washer	Y00D3633	17	5
129403-18790	Housing Assy, Turbo	Y00D3633	8	18	129792-39410	Valve Assy, Check	Y00D3633	10	45
129403-18800	Housing Assy, Turbo	Y00D3633	8	22	129795-01780	Oil Seal, Oil	Y00D3633	3	20
129403-18810	Housing Assy, Bearing	Y00D3633	8	25	129795-01800	Oil Seal, Oil	Y00D3633	2	2A
129403-18820	Control Assy	Y00D3633	8	30	129795-01950	Knock Pipe, L=18	Y00D3633	2	6
129403-18830	Plate Assy, Seal	Y00D3633	8	34	129795-02411	Bush, Camshaft	Y00D3633	1	9
129403-34800	Overhaul Kit	Y00D3633	10	22	129795-11120	Spring, Valve	Y00D3633	4	16
129403-39610	Joint, Rubber	Y00D3633	11	16	129795-11180	Retainer, Spring	Y00D3633	4	18
129403-49031	Cooler	Y00D3633	12	38	129795-21661	Washer	Y00D3633	9	8
129410-77330	Adjuster, V-Belt	Y00D3633	19	25	129795-49551	Gasket, (Non-Asb.)	Y00D3633	12	21
129428-61450	Torque Spring Assy	Y00D3633	16	76	171008-77010	Starter	Y00D3633	20	16
129470-11080	Seat, Valve (Suction)	Y00D3633	4	6	171008-77400	Armature Assy	Y00D3633	18	1
129470-11090	Seat, Valve (Exhaust)	Y00D3633	4	7	171008-77410	Bearing (1)	Y00D3633	18	2
129470-51101	Plunger w/Barrel	Y00D3633	13	11	171008-77420	Bearing (2)	Y00D3633	18	3
129477-18100	Gasket	Y00D3633	8	50	171008-77440	Field Assy	Y00D3633	18	4
129477-18101	Camshaft (Cam Key) (Non-Asb.)	Y00D3633	20	22	171008-77450	Screw, Pole Core Set	Y00D3633	18	6
			8	50-1				7	1C04

Engine for TB035 3TN84TL-RTBY

(MF NO. Y00D3633) +-----+
 ! 1M09 ! *** フォンハツコウシヨウ サクインヒョウ PARTS INDEX *** 94.04.15 P. 9
 +-----+

フォントハツコウ PART NO.	フォントメイ DESCRIPTION	PC NO.	コウモク GRP.	ミタシ REF.	ロケ-シヨク LOC. NO.	フォントハツコウ PART NO.	フォントメイ DESCRIPTION	PC NO.	コウモク GRP.	ミタシ REF.	ロケ-シヨク LOC. NO.
22360-080000	スナツフ ⁸ ピン SNAP PIN 8	Y00D3633	17	9	1C03	24311-000120	0リング ^{1A P 12.0} O-RING 1A P 12.0	Y00D3633	4	58	1B06
22372-040000	スナツフ ⁴ ピンJASO SNAP PIN 4	Y00D3633	16	65-	1C02	24311-000160	0リング ^{1A P 16.0} O-RING 1A P-16.0	Y00D3633	20	9	1C06
22512-070140	フエツ ^{7X14} キー KEY 7X 14	Y00D3633	7	3A	1B09	24311-000200	0リング ^{1A P 20.0} O-RING 1A P 20.0	Y00D3633	2	12	1B03
				6	1B09	24311-000210	0リング ^{1A P 21.0} O-RING 1A P-21.0	Y00D3633	15	11	1C01
23000-013000	ホ-スクリツフ ¹³ CLAMP 13	Y00D3633	15	23	1C01	24311-000320	0リング ^{1A P-20.0} O-RING 1A P-20.0	Y00D3633	10	19	1B12
23000-016000	ホ-スクリツフ ¹⁶ CLAMP 16	Y00D3633	12	42	1B14	24311-000320	0リング ^{1A P-21.0} O-RING 1A P-21.0	Y00D3633	2	13	1B03
23000-022000	ホ-スクリツフ ²² CLAMP 22	Y00D3633	11	17	1B13	24311-240100	0リング ^{1A P 32.0} O-RING 1A P-32.0	Y00D3633	4	53	1B05
				20	7			Y00D3633	20	7	1C06
23000-041000	ホ-スクリツフ ⁴¹ CLAMP 41	Y00D3633	5	11-	1B07		0リング ^{1A P 10A} O-RING 1A P-10A	Y00D3633	15	12	1C01
23000-048000	ホ-スクリツフ ⁴⁸ CLAMP 48	Y00D3633	5	31	1B07					54	1C01
				16	67					16	1C02
23000-060000	ホ-スクリツフ ⁶⁰ CLAMP 60	Y00D3633	5	10	1B07	24314-000160	0リング ^{4C P 16.0} O-RING 4C P-16.0	Y00D3633	11	18	1B13
				26	1B07	24321-000550	0リング ^{1A G 55.0} O-RING 1A G 55.0	Y00D3633	10	21	1B12
23010-038000	ホ-スハツト ³⁸ CLAMP 38	Y00D3633	12	61	1B14	24321-000650	0リング ^{1A G 65.0} O-RING 1A G-65.0	Y00D3633	15	13	1C01
23010-040000	ホ-スハツト ⁴⁰ CLAMP 40	Y00D3633	5	11	1B07	24341-000160	0リング ^{1A S 16.0} O-RING 1A S-16.0	Y00D3633	13	85	1B15
23065-070225	ヒ-コ-ル ⁷ パイプ PIPE 7X 225	Y00D3633	12	54	1B14	24341-000240	0リング ^{1A S 24.0} O-RING 1A S-24.0	Y00D3633	2	23	1B03
23065-160800	ヒ-コ-ル ¹⁶ パイプ PIPE	Y00D3633	4	50-	1B05	24341-000500	0リング ^{1A S 50.0} O-RING 1A S-50.0	Y00D3633	3	10	1B04
				4	48			Y00D3633	4	48	1B05
23080-012000	ホ-スクラツフ ¹² CLAMP 12	Y00D3633	8	49	1B10					52E	1B05
23414-080000	ハ-ツキ ⁸ ワッシャー GASKET 8, ROUND	Y00D3633	11	12	1B13	26014-060302	ボルト ^{6X 30} BOLT W/WASHER 6X 30	Y00D3633	12	19	1B14
23414-100000	ハ-ツキ ¹⁰ ワッシャー GASKET 10, ROUND	Y00D3633	11	13	1B13	26014-080162	ボルト ^{8X 16} BOLT M 8X 16	Y00D3633	12	48E	1B14
23414-120000	ハ-ツキ ¹² ワッシャー GASKET 12, ROUND	Y00D3633	15	39	1C01	26014-080252	ボルト ^{8X 25} BOLT M 8X 25	Y00D3633	19	26	1C05
23414-180000	ハ-ツキ ¹⁸ ワッシャー GASKET 18, ROUND	Y00D3633	10	40	1B12	26014-080702	ボルト ^{M 8X 70} BOLT W/WASHER M8X 70	Y00D3633	15	16	1C01
23418-060000	ハ-ツキ ⁶ ワッシャー GASKET 6, NYLON	Y00D3633	15	53	1C01	26022-050102	ボルト ^{M 5X 10} BOLT M 5X 10	Y00D3633	13	86	1B15
23871-010000	ネジ ^{1/8} プラグ PLUG PT1/8, SCREW	Y00D3633	1	7	1B02					16	68
				10	41					68-	1C02
23871-020000	ネジ ^{1/4} プラグ PLUG PT1/4, SCREW	Y00D3633	10	41	1B12	26022-060162	ボルト ^{M 6X 16} BOLT M 6X 16	Y00D3633	13	87	1B15
23871-030000	ネジ ^{3/8} プラグ PLUG PT3/8, SCREW	Y00D3633	4	11	1B05	26023-050102	ボルト ^{M 5X 10} BOLT M 5X 10	Y00D3633	16	75A	1C02
				12	11					12	11
23887-100002	6カ ¹⁰ プラグ PLUG 10	Y00D3633	16	27	1B14	26106-060122	ボルト ^{M 6X 12} BOLT M 6X 12 PLATED	Y00D3633	2	24	1B03
				66	1C02	26106-060142	ボルト ^{M 6X 14} BOLT M 6X 14 PLATED	Y00D3633	5	27	1B07
24101-063034	ボールベアリング BALL BEARING	Y00D3633	13	84	1B15	26106-060162	ボルト ^{M 6X 16} BOLT M 6X 16	Y00D3633	11	19	1B13

Engine for TB035 3TN84TL-RTBY

(MF NO.Y00D3633)

+-----+
| 1M10 |
+-----+

*** フレッシュパワートラックのパーツインデックス ***

94.04.15

P. 10

フリッシュパワート PART NO.	フリッシュメイ DESCRIPTION	PC NO.	グループ GRP.	参照 REF.	ロケーション LOC.NO.	フリッシュパワート PART NO.	フリッシュメイ DESCRIPTION	PC NO.	グループ GRP.	参照 REF.	ロケーション LOC.NO.
26106-060202	BOLT M 6X 16 PLATED ツハネボルト 6X 20 BOLT M 6X 20 PLATED	Y00D3633	16	69	1C02	26106-080802	BOLT M 8X 60 PLATED ツハネボルト 8X 80 BOLT M 8X 80 PLATED	Y00D3633	6	4	1B08
26106-060322	ツハネボルト 6X 32 BOLT M 6X 32 PLATED	Y00D3633	18	37	1C04	26106-080852	ツハネボルト 8X 85 BOLT M 8X 85 PLATED	Y00D3633	2	19	1B03
26106-060402	ツハネボルト 6X 40 BOLT M 6X 40 PLATED	Y00D3633	18	38	1C04	26106-080952	ツハネボルト 8X 95 BOLT M 8X 95 PLATED	Y00D3633	10	44	1B12
26106-080122	BOLT M 6X 40 PLATED ツハネボルト 8X 12 BOLT M 8X 12 PLATED	Y00D3633	2	14	1B03	26106-100652	BOLT M 8X 95 PLATED ツハネボルト 10X 65 BOLT M10X 65 PLATED	Y00D3633	6	12D	1B08
			11	20	1B13	26116-050102	ボルト 5X 10 BOLT M 5X 10 PLATED	Y00D3633	17	12	1C03
			17	10	1C03	26116-050302	ボルト 5X 30 BOLT M 5X 30	Y00D3633	13	88	1B15
26106-080142	ツハネボルト M 8X 14 BOLT M 8X 14 PLATED	Y00D3633	4	42	1B05	26116-060162	BOLT M 5X 30 PLATED ボルト 6X 16 BOLT M 6X 16 PLATED	Y00D3633	12	28	1B14
			5	28	1B07	26116-120252	ボルト 12X 25 BOLT M12X 25 PLATED	Y00D3633	18	39	1C04
26106-080162	ツハネボルト 8X 16 BOLT M 8X 16 PLATED	Y00D3633	1	22	1B02	26206-100252	ボルト 10X 25 BOLT M10X25	Y00D3633	3	4	1B04
			2	15	1B03	26206-100302	ボルト 10X 30 BOLT M10X30	Y00D3633	3	5	1B04
			3	13	1B04	26216-060202	ウエコミボルト 6X 20 STUD M 6X 20 PLATED	Y00D3633	4	12	1B05
			4	49	1B05	26216-080222	ウエコミボルト 8X 22 STUD M 8X 22 PLATED	Y00D3633	6	5	1B08
26106-080202	ツハネボルト 8X 20 BOLT M 8X 20 PLATED	Y00D3633	2	16	1B03	26216-080802	ウエコミボルト 8X 80 STUD M 8X 80 PLATED	Y00D3633	6	6	1B08
			6	11	1B08	26226-080182	ウエコミボルト (20) 8X 18 STUD M 8X 18 PLATED	Y00D3633	4	26	1B05
26106-080252	ツハネボルト 8X 25 BOLT M 8X 25 PLATED	Y00D3633	3	14	1B04	26366-060002	ツハネナット 6 NUT M 6	Y00D3633	4	24	1B05
			4	38	1B05	26366-080002	ツハネナット 8 NUT M 8	Y00D3633	2	20	1B03
			5	7	1B07						
			29		1B07						
26106-080302	ツハネボルト 8X 30 BOLT M 8X 30 PLATED	Y00D3633	12	33	1B14				16	70	1C02
			3	21	1B04	26450-060252	6カクアボルト 6X 25 BOLT M 6X 25	Y00D3633	10	16	1B12
26106-080352	ツハネボルト 8X 35 BOLT M 8X 35 PLATED	Y00D3633	3	22	1B04	26687-120002	フクロナット (タカホ) 12 CAP NUT M12	Y00D3633	16	83	1C02
			5	17	1B07	26706-100002	ナット 10 NUT M10	Y00D3633	6	12E	1B08
26106-080452	ツハネボルト 8X 45 BOLT M 8X 45 PLATED	Y00D3633	10	29	1B12	26716-060002	ナット 6 NUT M 6	Y00D3633	13	89	1B15
			2	17	1B03	26716-120002	ナット 12 NUT M12	Y00D3633	13	97	1B15
			3	15	1B04	26756-060002	トメナット 6 LOCK NUT M 6 PLATED	Y00D3633	16	71	1C02
26106-080502	ツハネボルト 8X 50 BOLT M 8X 50 PLATED	Y00D3633	3	16	1B04	26776-120002	トメナット (ホソ) 12 LOCK NUT M12 PLATED	Y00D3633	16	72	1C02
			4	39	1B05	27231-500000	プラグ 50 PLUG 50	Y00D3633	1	8	1B02
26106-080552	ツハネボルト 8X 55 BOLT M 8X 55 PLATED	Y00D3633	12	34	1B14	27241-120000	ワッカタフラック 12 PLUG 12	Y00D3633	1	9	1B02
26106-080602	ツハネボルト 8X 60 BOLT M 8X 60 PLATED	Y00D3633	2	18	1B03	27241-220000	ワッカタフラック 22 PLUG 22	Y00D3633	4	13	1B05
			7	11	1B09						
			15	1	1B04						
			35		1B14						

Engine for TB035 3TN84TL-RTBY

(MF NO. Y0003633)

*** CHANGE INDEX ***

94.04.15

P. 1

PART NO.	DESCRIPTION	PC NO.	GRP.	REF.	LOC. NO.	PART NO.	DESCRIPTION	PC NO.	GRP.	REF.	LOC. NO.
119640-01640	トランスプラグ M22 DRAIN PLUG M22	Y0003633	3	7-	1 1804						
129100-01790	オイルパン(オイルハポン) SUPPORT, OIL SUMP	Y0003633	3	9	1804						
129116-21650	V-リ(クランクシャフト) V-PULLEY, CRANKSHAFT	Y0003633	9	7-	1 1811						
129150-25920	ブッシュ(アイドリング) BUSH, IDLE GEAR	Y0003633	7	10A	1809						
129150-59131	ワッシャー H84X14	Y0003633	14	23-	1 1816						
129157-01333	ワッシャー(ノンアス) GASKET, (NON-ASB.)	Y0003633	1	24-	1 1802						
			20	2-	1 1C06						
129255-59580	燃料管 PIPE, FUEL	Y0003633	15	30-	2 1C01						
129403-18091	ワッシャー(カキユキ)(ノンアス) GASKET, (NON-ASB.)	Y0003633	6	8-	1 1808						
			20	21-	1 1C06						
129477-18101	ワッシャー(カキユキ)(ノンアス) GASKET, (NON-ASB.)	Y0003633	8	50-	1 1810						
			20	22-	1 1C06						
22190-060002	シールワッシャー(コマル) 6	Y0003633	16	73-	1 1C02						
22190-080002	シールワッシャー(コマル.ニトリル) 8 SEAL WASHER 8S	Y0003633	2	21-	1 1803						
			11	14-	1 1813						
22190-100002	シールワッシャー(コマル) 10	Y0003633	16	74-	1 1C02						
22190-120002	シールワッシャー(コマル) 12	Y0003633	16	75-	1 1C02						
22190-160002	シールワッシャー(コマル.ニトリル) 16 SEAL WASHER 16S	Y0003633	13	90-	1 1815						
22190-220002	シールワッシャー(コマル.ニトリル) 22 SEAL WASHER 22S	Y0003633	3	10-	1 1804						
22217-050000	スプリングワッシャー 5 SPRING WASHER 5	Y0003633	13	88A	1815						
26106-080162	ワッシャー 8X 16 BOLT M 8X 16 PLATED	Y0003633	7	12	1809						
26106-080452	ワッシャー 8X 45 BOLT M 8X 45 PLATED	Y0003633	3	15-	1 1804						
26106-080502	ワッシャー 8X 50 BOLT M 8X 50 PLATED	Y0003633	3	16	1804						
729137-92613	ワッシャー セット (ノンアス) GASKET SET (NON-ASB.)	Y0003633	20	1-	1 1C06						
977770-01212	シリコングレイ エキゾーストワッシャー GASKET, LIQUID	Y0003633	20	28	1C06						

TOTAL (ITEM= 21) (REF.= 25)