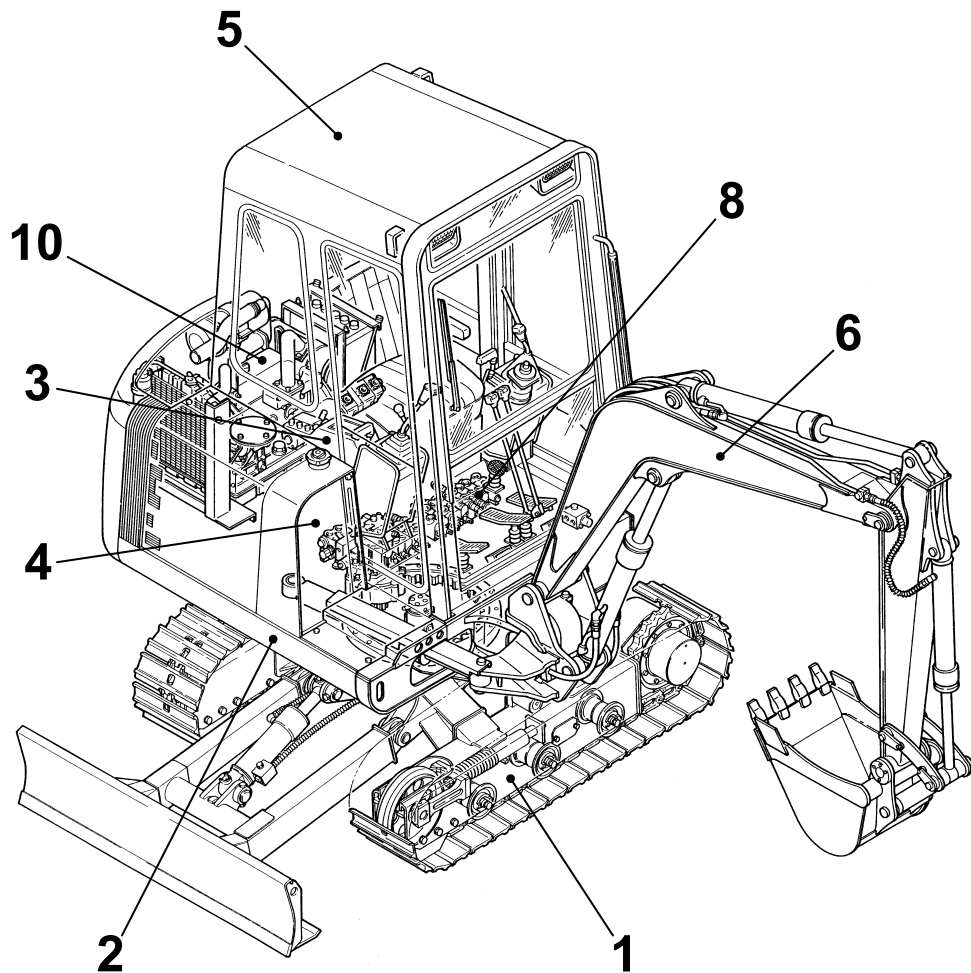


TB025

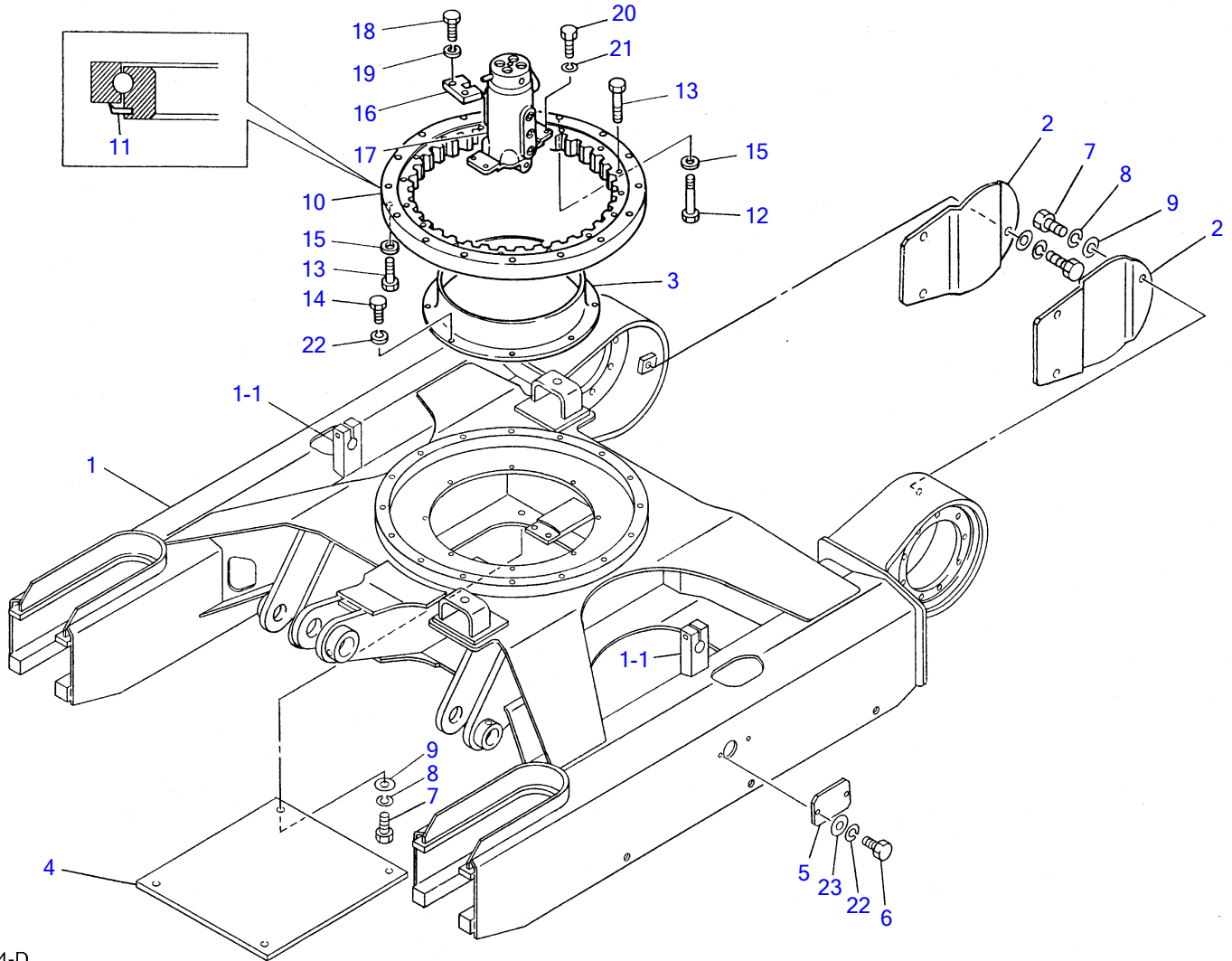
Book No.PE3-102Z5

Serial No. 1255001-1258249



TAKEUCHI

			Index						
Item	Part number	Description		Q'ty	Chan.	Serial No.	Serv.	Remarks	
1		UNDERCARRIAGE							
2		TURNTABLE & CONTROL LEVER							
3		ENGINE & ELECTRICAL SYSTEM							
4		HYDRAULIC PIPNG & TANK							
5		COVER & CAB							
6		HOE ATTACHMENT							
7		DECAL & TOOL							
8		HYDRAULIC DEVICE							
10		ENGINE(3TN84L-RTBZ)							
		ENGINE(3TNE84-TBZ/TBY)							
		2008.1.24							
99		KITS, ATTACHMENTS & QUICK REFERENCE							

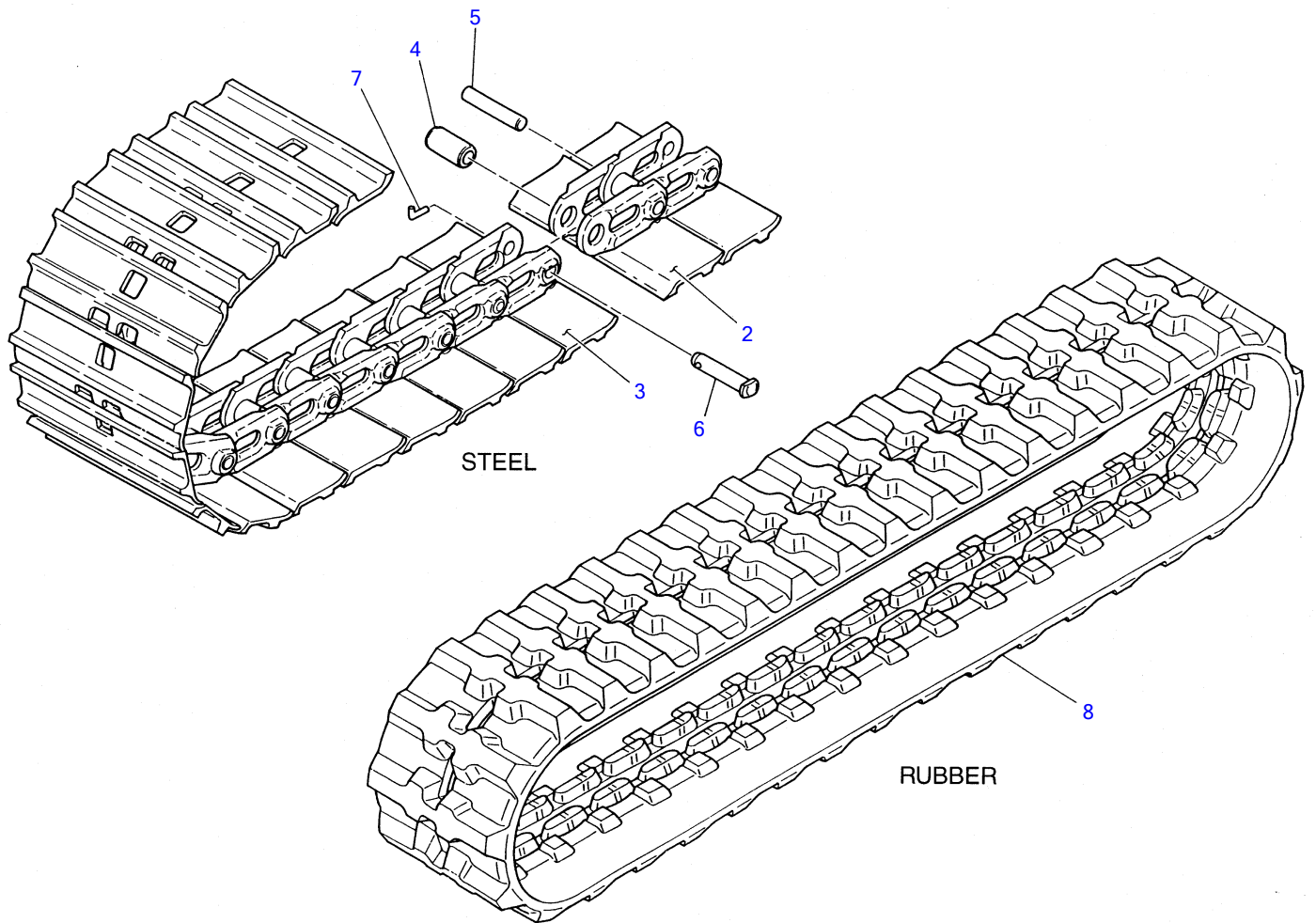


E3-01a-4-D

LOWER FRAME

Item	Part number	Description	Q'ty	Chan.	Serial No.	Serv.	Remarks
1	X 0351001100	FRAME	1				
1-1	0471000900	• BRACKET	1				
2	0471001400	COVER	2				
3	0432300100	BATH, grease	1				
4	0431003600	COVER	1				
5	0341004000	COVER	2				
6	1100040816	BOLT	4				
7	1100041016	BOLT	10				
8	1140020010	WASHER, spring	10				
9	1141110010	WASHER	10				
10	1913003600	BEARING, slew	1				
11	1913003609	• SEAL	1				
12	0352000100	BOLT	1				
13	1101051265	BOLT	31				
14	1100040816	BOLT	8				
15	1141540012	WASHER	16				
16	0072100100	PLATE	1				
17	1904006400	JOINT, swivel	1				
18	1101051225	BOLT	2				
19	1140020012	WASHER, spring	2				
20	1100040825	BOLT	4				
21	1140020008	WASHER, spring	4				
22	1140020008	WASHER, spring	12				
23	1141110008	WASHER	4				

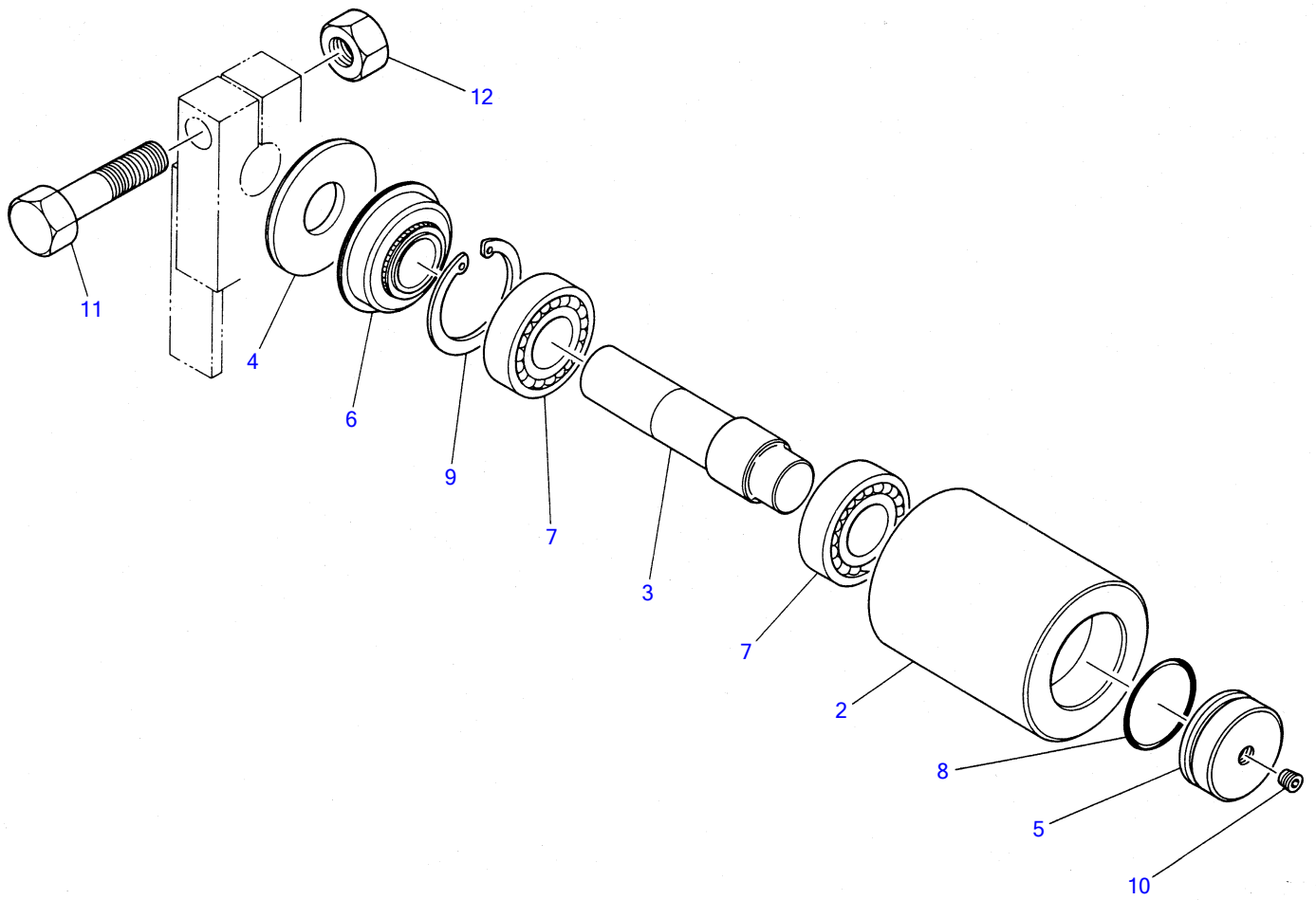
E301a4L



E3-02a-2-D

CRAWLER BELT

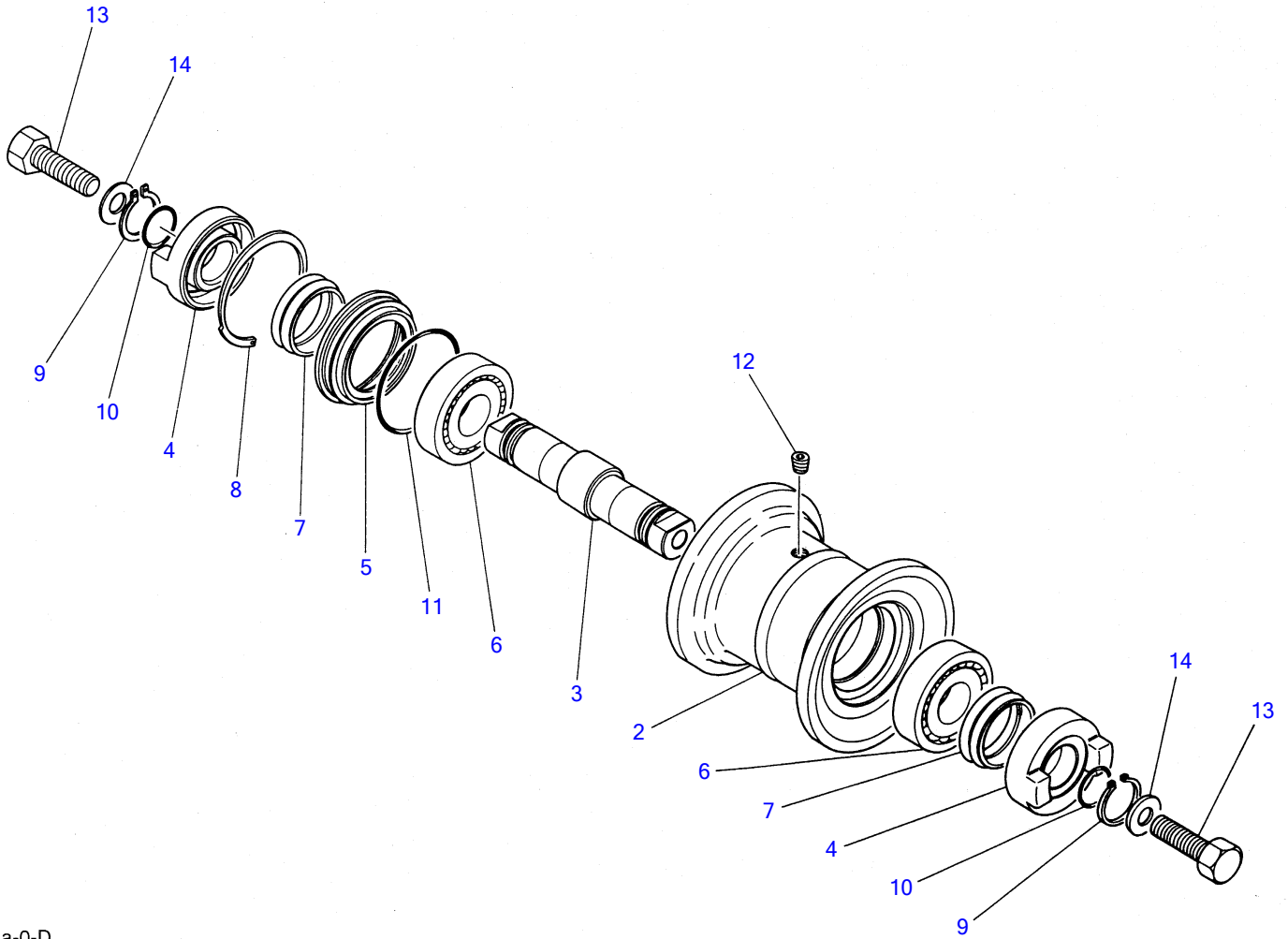
Item	Part number	Description	Q'ty	Chan.	Serial No.	Serv.	Remarks
1	1914053200	CRAWLER BELT ASSY (steel)	2				
2	1914053013	▪ PLATE ASSY	38				
3	1914053214	▪ PLATE ASSY, master	1				
4	1914008205	▪ BUSHING	39				
5	1914008209	▪ PIN, track	38				
6	1914008210	▪ PIN, master	1				
7	1914008211	▪ PIN, coter	1				
8	1914067000	CRAWLER BELT (rubber)	2		1255001~1257556		
	1914067400	CRAWLER BELT (rubber)	2	(H)	1257557~		short pitch
	E302a3L						



Z3-03a-0-D

CARRIER ROLLER

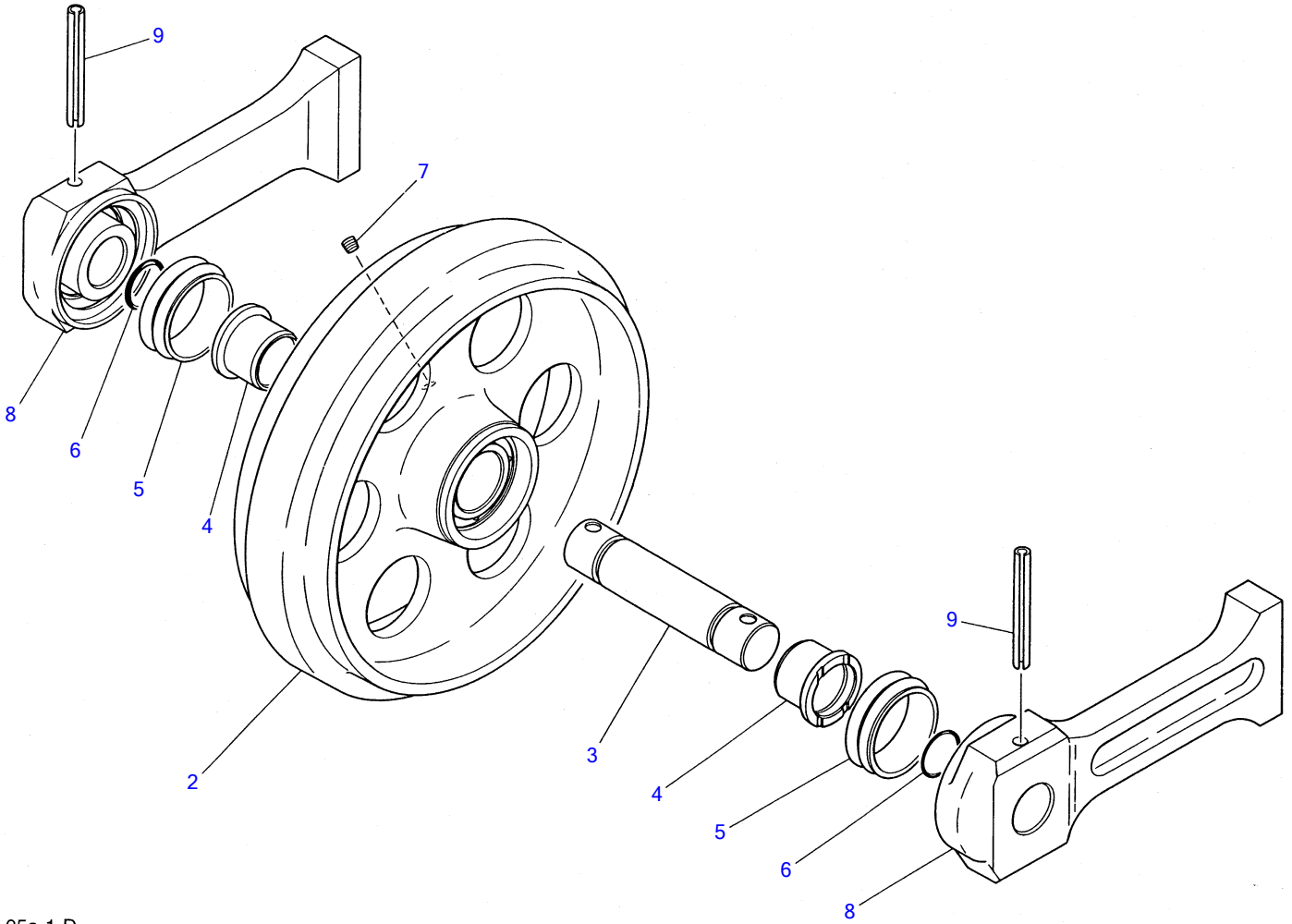
Item	Part number	Description	Q'ty	Chan.	Serial No.	Serv.	Remarks
1	0431200500	ROLLER ASSY	2				
2	0431200100	• ROLLER	1				
3	0431200200	• SHAFT	1				
4	0431200300	• COVER	1				
5	0431200400	• COVER	1				
6	1431202552	• SEAL	1				
7	1300006205	• BEARING	2				
8	1420100400	• O-RING	1				
9	1221000052	• RING, snap	1				
10	1501810001	• PLUG	1				
11	1100051060	BOLT	2				
12	1130050010	NUT	2				
	E303a2L						



Z3-04a-0-D

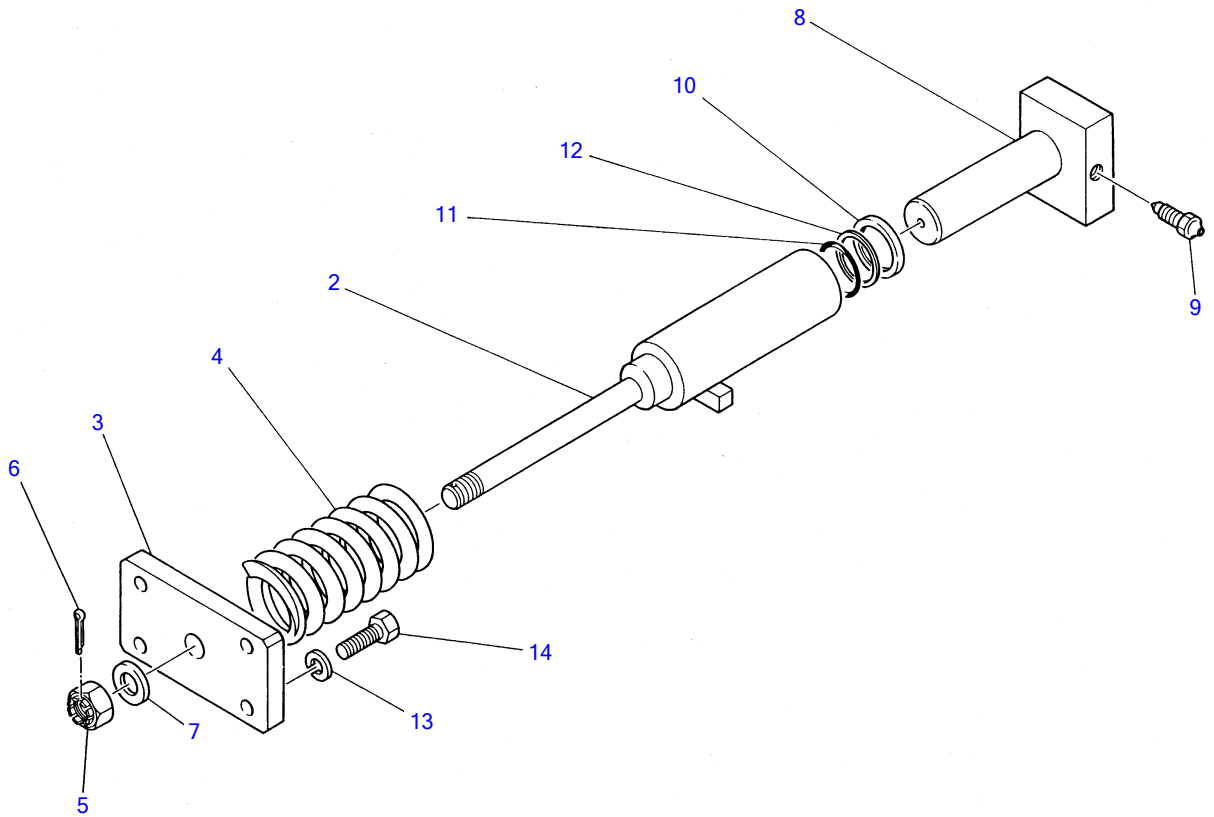
TRACK ROLLER

Item	Part number	Description	Q'ty	Chan.	Serial No.	Serv.	Remarks
1	0431300500	ROLLER ASSY	6				
2	0431300100	• ROLLER	1				
3	0431300200	• SHAFT	1				
4	0431300300	• COVER	2				
5	0431300400	• RETAINER	1				
6	1300006306	• BEARING	2				
7	1432500450	• SEAL, floating	2				
8	1222015080	• RING, seeger	1				
9	1220000030	• RING, snap	2				
10	1420700250	• O-RING	2				
11	1420700700	• O-RING	1				
12	1501810001	• PLUG	1				
13	1101051450	BOLT	12				
14	1141540014	WASHER	12				
	E304a0L						



E3-05a-1-D

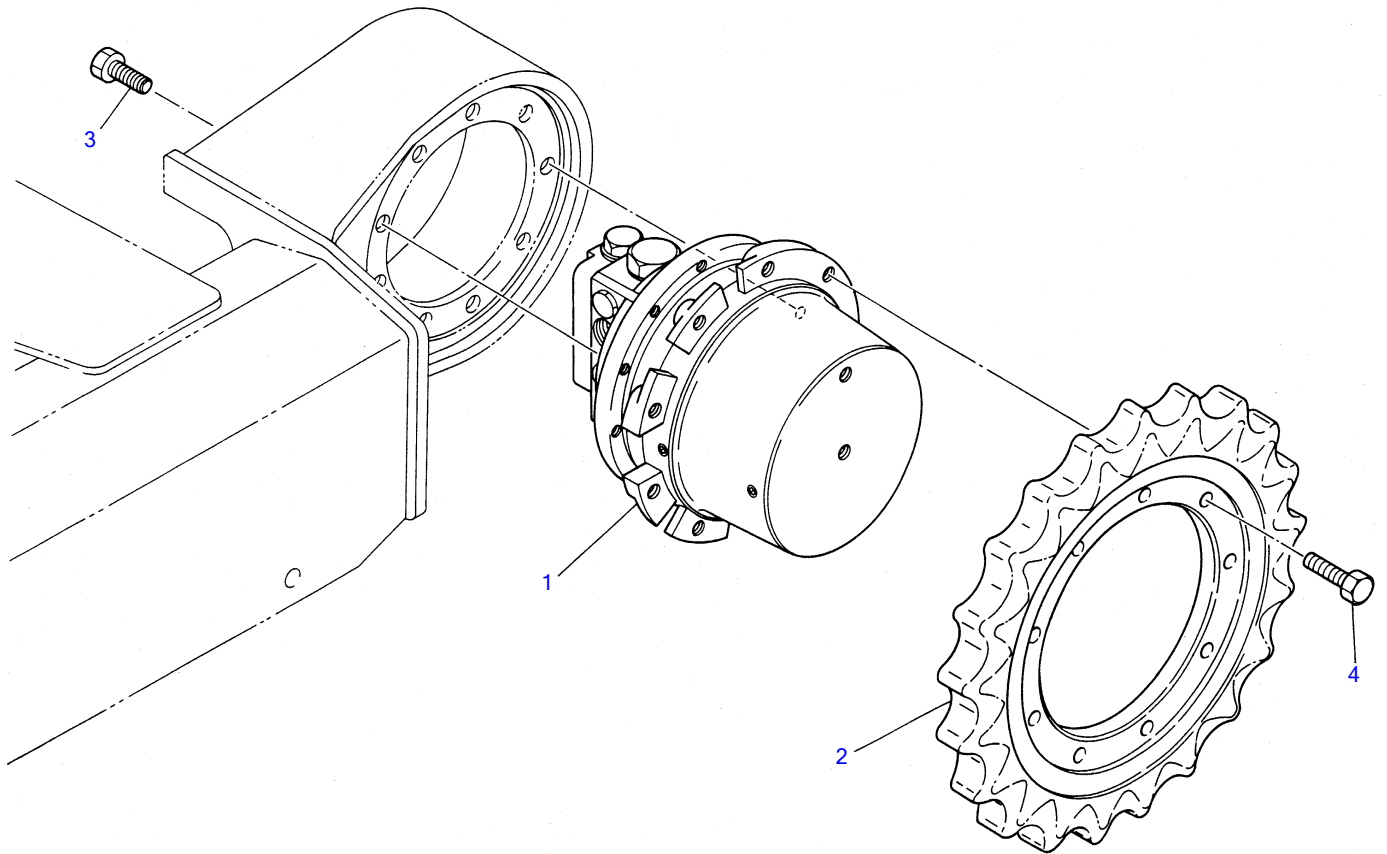
FRONT IDLER						
Item	Part number	Description	Q'ty	Chan.	Serial No.	Serv. Remarks
1	0431490010	IDLER ASSY, front	2			
2	0431401100	▪ IDLER	1			
3	0431400300	▪ SHAFT	1			
4	0431400600	▪ BUSHING	2			
5	1432500560	▪ SEAL, floating	2			
6	1420700300	▪ O-RING	2			
7	1501820001	▪ PLUG	1			
8	0431400500	▪ SLIDE	2			old type
8-1	0351400100	▪ SLIDE	2	(H)		new type
9	1213001090	▪ PIN, spring	2			
	E305a4L					



E3-06a-0-D

TRACK ADJUSTER

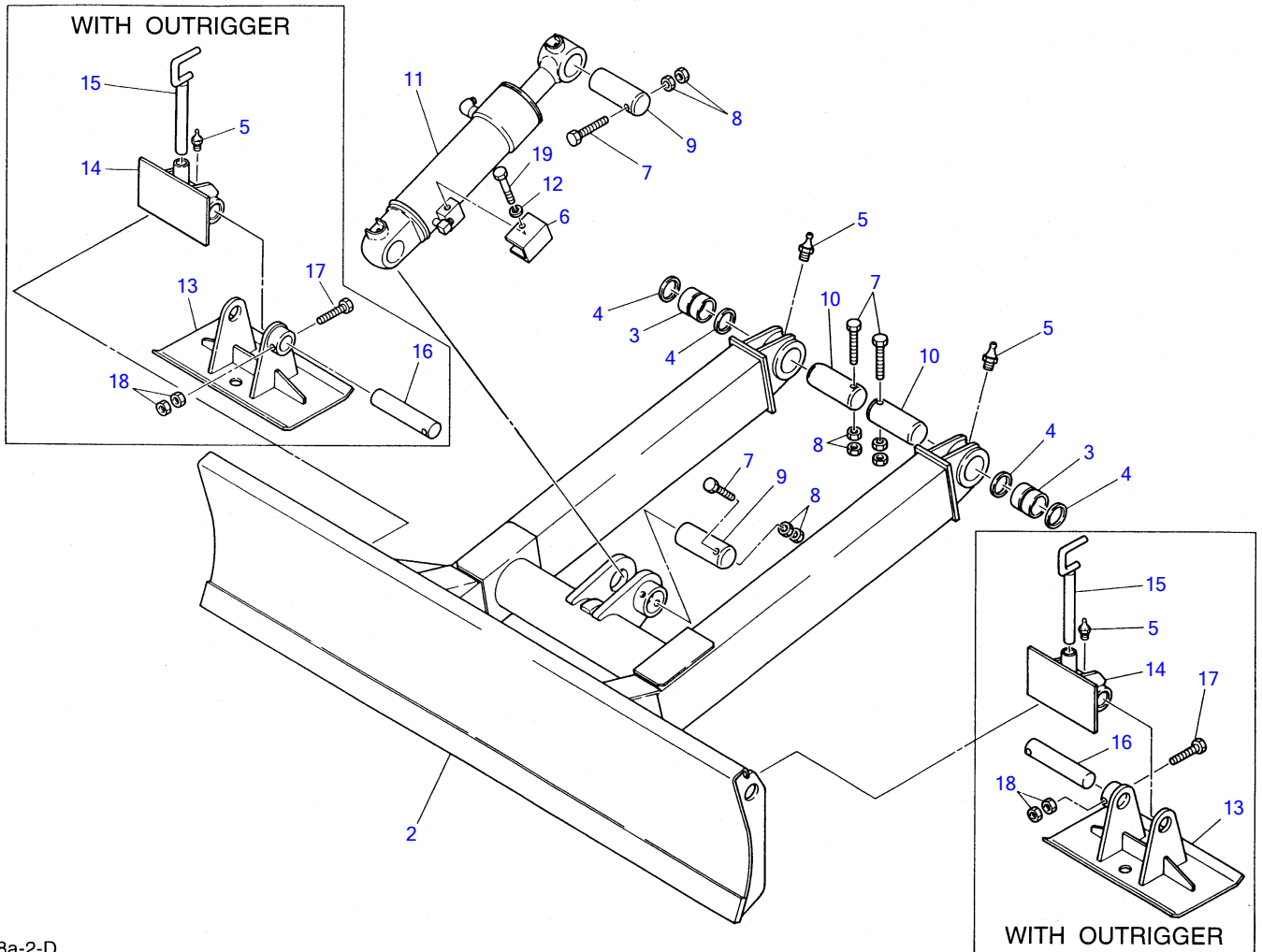
Item	Part number	Description	Q'ty	Chan.	Serial No.	Serv.	Remarks
1	0431501100	CUSHION ASSY	2				
2	0431501200	• CYLINDER	1		1255001~1255976		
	0431501400	• CYLINDER	1	(H)	1255977~		
3	0431500300	• PLATE	1				
4	0161506100	• SPRING	1				
5	1132030020	• NUT	1				
6	1210000440	• PIN, split	1				
7	1141540020	• WASHER	1				
8	0431501300	• PISTON	1				
9	1541300501	• VALVE ASSY	1				
10	1400402340	• SEAL, oil	1				
11	1420010400	• O-RING	1				
12	1421020400	• RING, back-up	1				
13	1140010020	WASHER, spring	8				
14	1101051240	BOLT	8				
	E306a2L						



Z3-07a-1-D

TRAVEL DEVICE

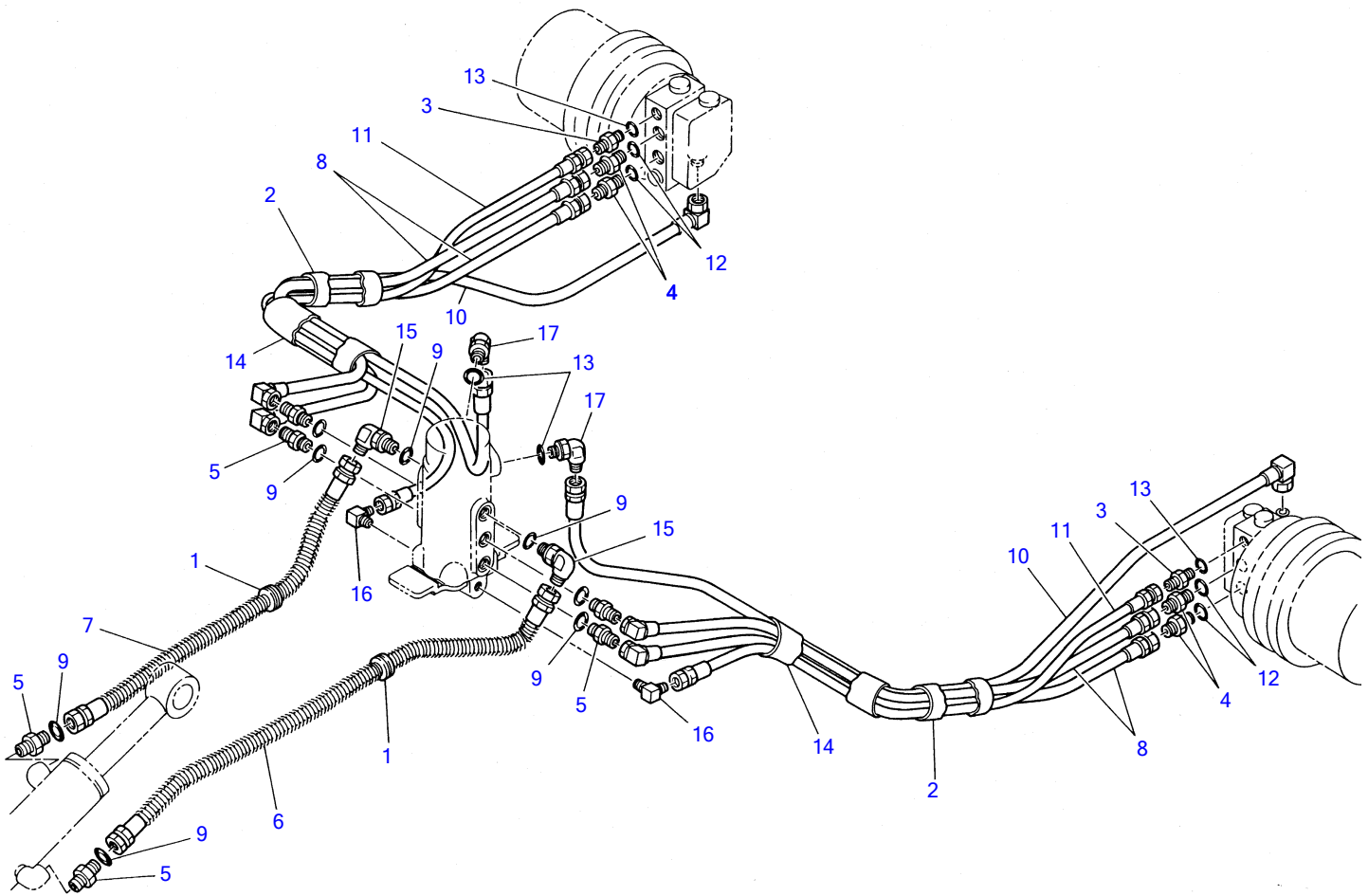
Item	Part number	Description	Q'ty	Chan.	Serial No.	Serv.	Remarks
1	1903108100	MOTOR ASSY	2				with P. B.
	1903108400	MOTOR ASSY	2				without P. B.
2	0271600100	SPROCKET	2				
3	1100051230	BOLT	18				
4	1100051235	BOLT	18				
	E307a2L						



E3-08a-2-D

DOZER BLADE

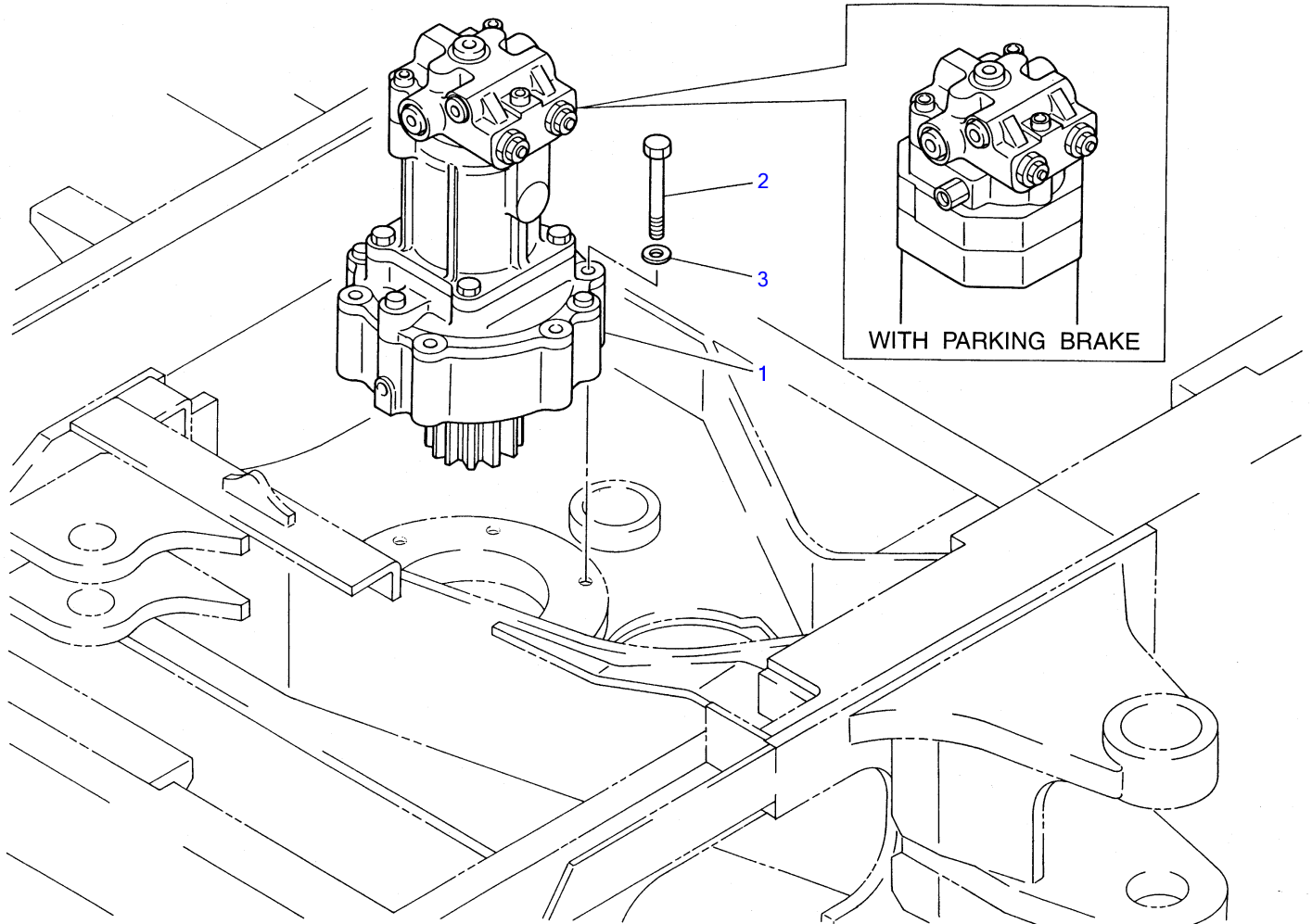
Item	Part number	Description	Q'ty	Chan.	Serial No.	Serv.	Remarks
1	0436305100	BLADE ASSY	1				
2	X 0436305200	· BLADE	1				
3	0002200012	· BUSHING	2				
4	1432200040	SEAL, dust	4				
5	1560001000	NIPPLE, grease	2				
	1560001000	NIPPLE, grease	4				with outrigger
6	0426300400	COVER	1				
7	1103041085	BOLT	4				
8	1130240010	NUT	8				
9	0001604120	PIN	2				
10	0001603125	PIN	2				
11	1900052700	CYLINDER, blade	1				
12	1140020008	WASHER, spring	1				
13	0436301100	OUTRIGGER	2				with outrigger
14	0446303100	BRACKET	2				with outrigger
15	0436301300	PIN	2				with outrigger
16	0011501145	PIN	2				with outrigger
17	1103040865	BOLT	2				with outrigger
18	1130240008	NUT	4				with outrigger
19	1100040860	BOLT	1				
	E308a3L						



E3-09a-2-D

PIPING; LOWER

Item	Part number	Description	Q'ty	Chan.	Serial No.	Serv.	Remarks
1	0437200100	GUARD	2				
2	1531350040	PROTECTOR	2				sold by the meter
3	1515600200	ADAPTOR	2				
4	1515600577	ADAPTOR	4				
5	1515600201	ADAPTOR	6				
6	1935309100	HOSE ASSY	1				
7	1935309078	HOSE ASSY	1				
8	1935809093	HOSE ASSY	4				
9	1420010140	O-RING	8				
10	1935806110	HOSE ASSY	2				
11	1934822095	HOSE ASSY	2				
12	1420010180	O-RING	4				
13	1420010110	O-RING	4				
14	1531345015	PROTECTOR	2				sold by the meter
15	1515010041	ELBOW	2				
16	1511150002	ELBOW	2				
17	1515010040	ELBOW	2				
	E309a4L						

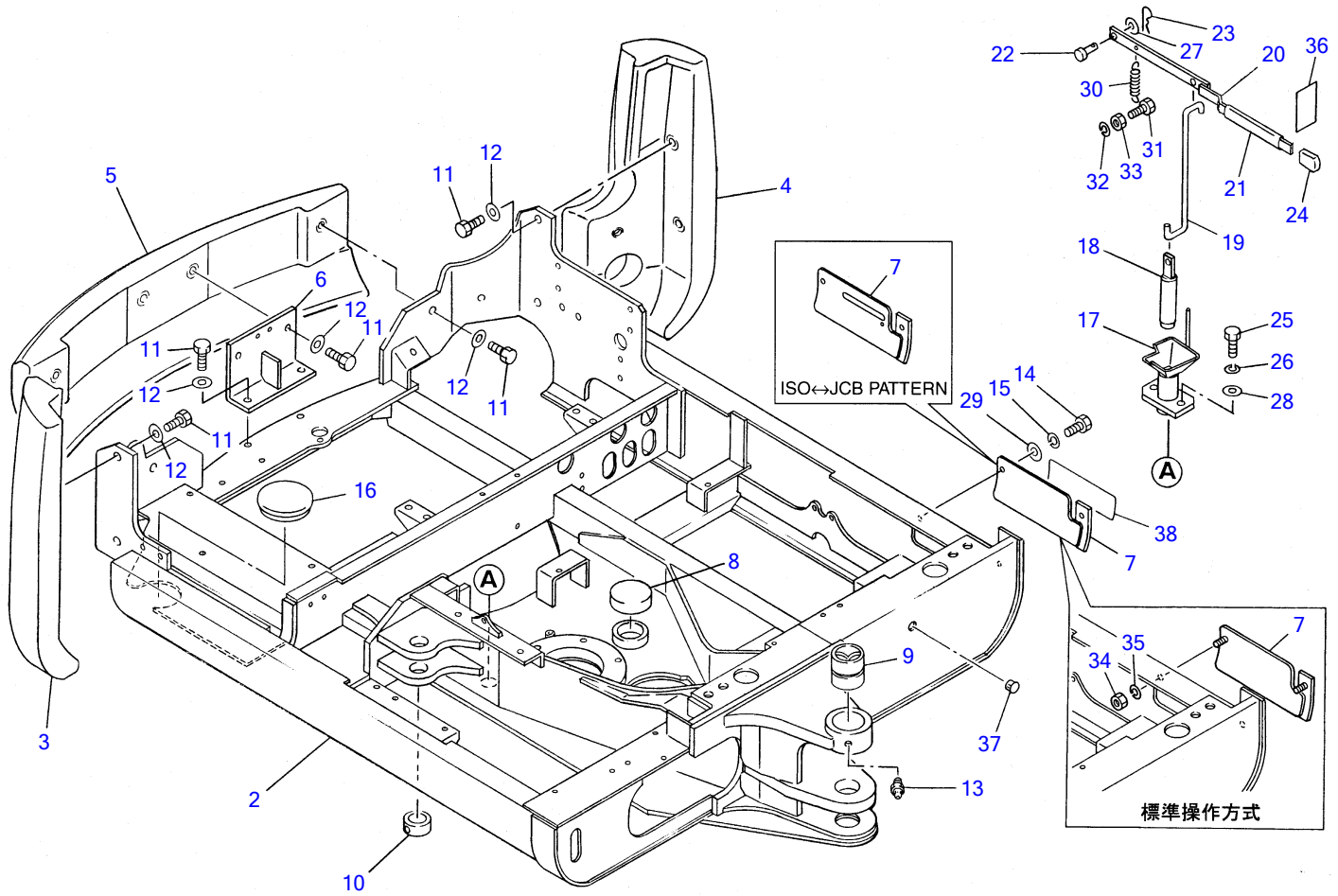


E3-10a-0-D

SLEWING DEVICE

Item	Part number	Description	Q'ty	Chan.	Serial No.	Serv.	Remarks
1	1903109500	MOTOR ASSY	1				without P. B.
	1903109600	MOTOR ASSY	1				with P. B.
2	1101041295	BOLT	6				
3	1141550012	WASHER	6				
	E310a1L						

TB025 Book No. PE3-102Z4 S/N1255001-1258249
TURNTABLE

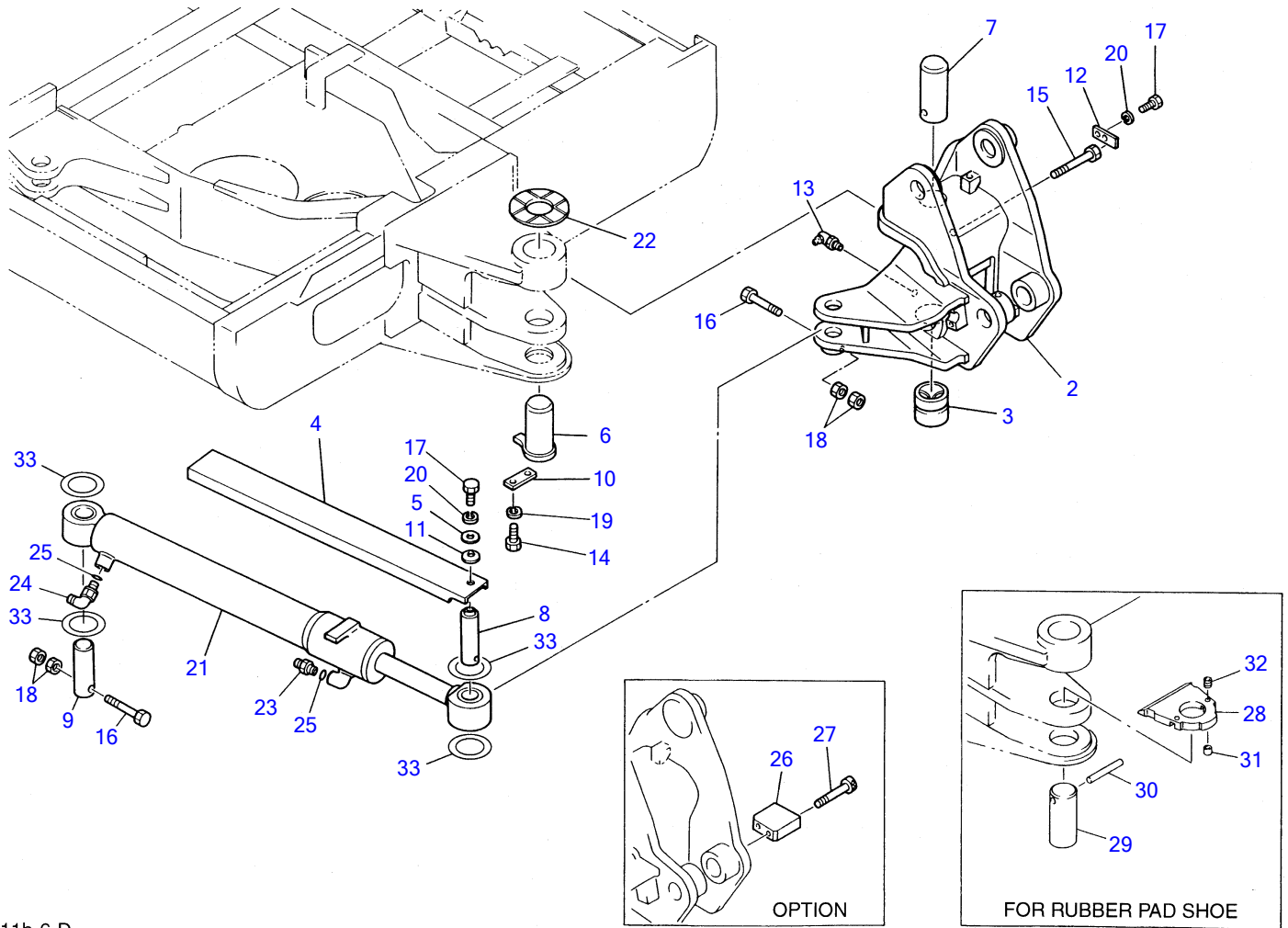


E3-11a-4-D

TURNTABLE

Item	Part number	Description	Q'ty	Chan.	Serial No.	Serv.	Remarks
1	X 0353002000	TURNTABLE ASSY	1				
2	X 0353002100	• TURNTABLE	1				
3	0353001200	• COUNTERWEIGHT	1				
4	0353001300	• COUNTERWEIGHT	1				
5	0353000400	• COUNTERWEIGHT	1				
6	0353001400	• ANGLE	1				
7	0353002300	• COVER	1				
	0353003300	• COVER	1				•WIE'€li•úŽ®
	0353006300	• COVER	1				ISO?JCB pattern
8	0173216600	• COVER	1				
9	0002400020	• BUSHING	1				
10	0003300021	• COLLAR	12				
11	1101041435	• BOLT	12				
12	1141550014	• WASHER	1				
13	1560001000	• NIPPLE, grease	2				
14	1100090820	• BOLT	2				
15	1140090008	• WASHER, spring	1				
16	0393003400	• GROMMET	1				
17	0352202100	BOSS	1				
18	0352201100	PIN	1				
19	0352201200	ROD	1				
20	0352200400	LEVER	1		1255001~1255666		
	0352203200	LEVER	1	(H)	1255667~		
21	1531112025	PROTECTOR	1				sold by the meter
22	0004008021	PIN	1				
23	1214000006	PIN, snap	1				
24	1650123440	GRIP	1				
25	1101041225	BOLT	2				
26	1140020012	WASHER, spring	2				
27	1141110008	WASHER	1				
28	1141110012	WASHER	2				
29	1141190008	WASHER	2				
30	0352203100	SPRING	1		1255667~		
31	1100040825	BOLT	1		1255667~		
32	1140020008	WASHER, spring	1		1255667~		
33	1130040008	NUT	1		1255667~		
34	1130040006	NUT	2				
35	1140020006	WASHER, spring	2				
36	0439302500	STICKER	1				
37	1652533023	CAP	1				
38	0355116100	STICKER	1				
	E311a5L						

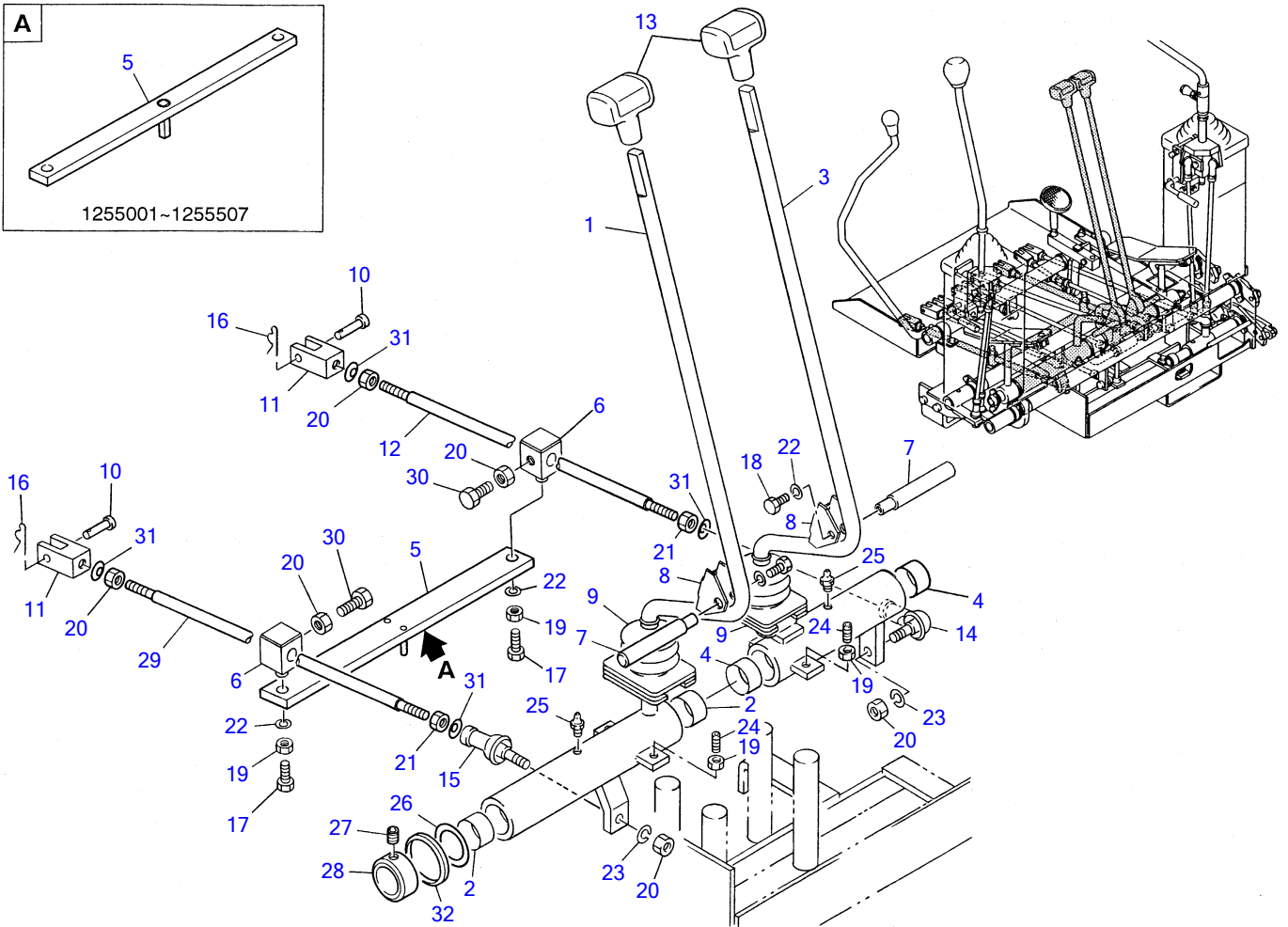
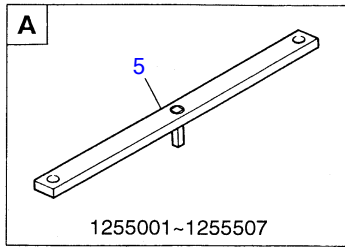
TB025 Book No. PE3-102Z4 S/N1255001-1258249
BOOM SWING



E3-11b-6-D

BOOM SWING

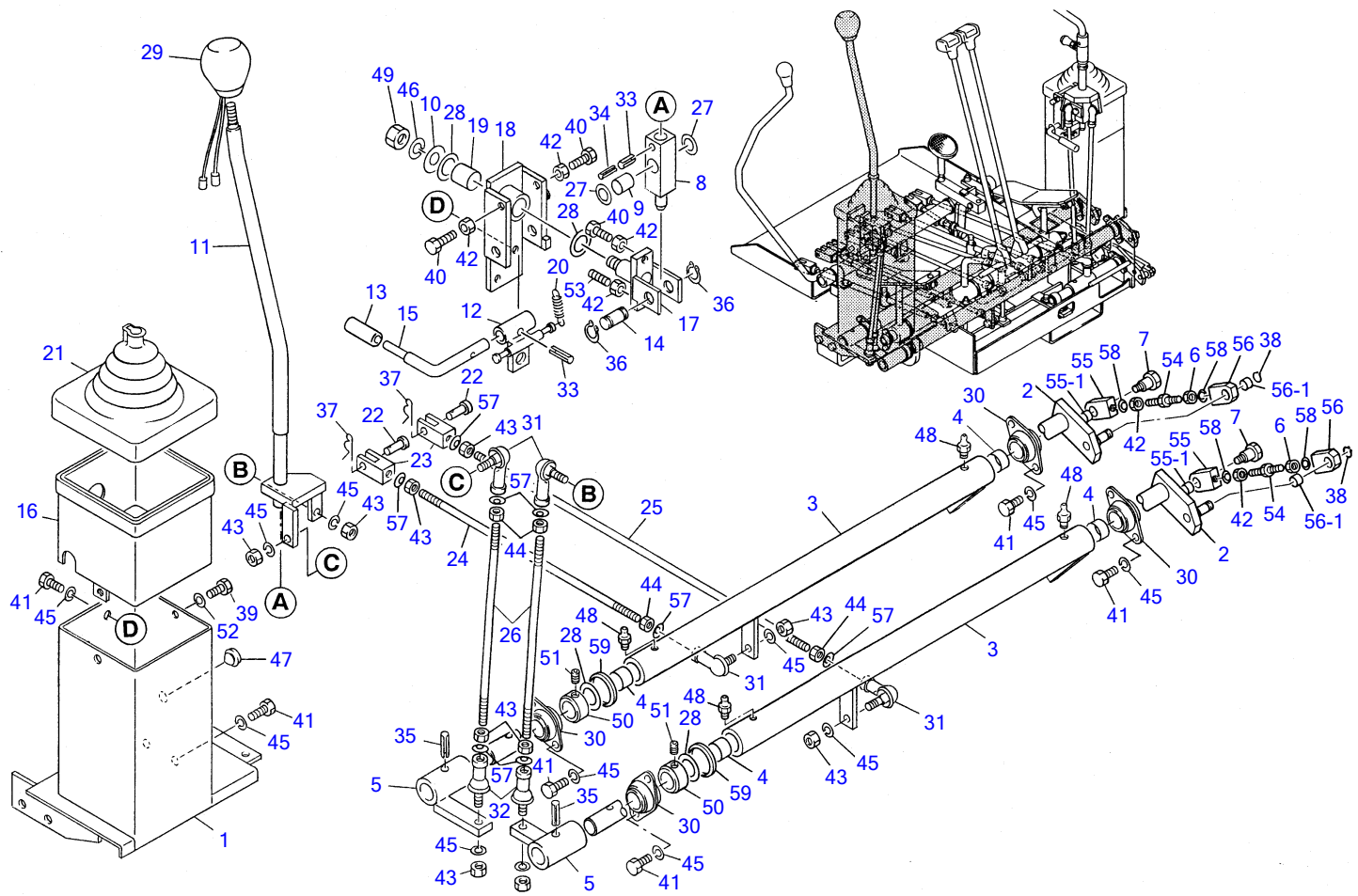
Item	Part number	Description	Q'ty	Chan.	Serial No.	Serv.	Remarks
1	0353101100	BRACKET ASSY	1				
2	X 0353101200	· BRACKET	1				
3	0002400020	· BUSHING	1				
4	0433102300	COVER	1				
5	0103113200	WASHER	1				
6	0011906003	PIN	1				
7	0011516009	PIN	1				
8	0011573001	PIN	1				
9	0001693002	PIN	1				
10	0423102300	PLATE	1				
11	1225120020	SPRING, conical	1				
12	0423101500	PLATE	1				
13	1560001900	NIPPLE, grease	1				
14	1101041225	BOLT	2				
15	1100141010	BOLT	1				
16	1103041085	BOLT	2				
17	1100040820	BOLT	3				
18	1130240010	NUT	4				
19	1140020012	WASHER, spring	2				
20	1140020008	WASHER, spring	3				
21	1900051300	CYLINDER, swing	1				
22	0433104500	WASHER	1				t=3.5mm
23	1515600201	ADAPTOR	1				
24	1515010041	ELBOW	1				
25	1420010140	O-RING	2				
26	0433101300	PLATE	1				option
	0353900100	PLATE	1				for bucket (600W)
27	1111041275	SCREW, cap	2				option
28	0359602100	PLATE	1				for rubber pad shoe
29	0359602200	PIN	1				for rubber pad shoe
30	0369603300	PIN	1				for rubber pad shoe
31	0369603400	PLUG	2				for rubber pad shoe
32	1121050610	SET-SCREW	2				for rubber pad shoe
33	0003600053	SHIM	AR				t=0.2mm
	0003600054	SHIM	AR				t=0.5mm
	0003104110	SHIM	AR				t=1.0mm
	0003104116	SHIM	AR				t=1.6mm
	E311b7L						



F3-12a-1-D

TRAVEL LEVER						
Item	Part number	Description	Q'ty	Chan.	Serial No.	Serv. Remarks
1	0353210600	LEVER ASSY	1			
2	1333002515	• BUSHING	2			
3	0353210700	LEVER ASSY	1			
4	1333002515	• BUSHING	2			
5	0353204000	LEVER	1		1255001~1255507	
	0353204050	LEVER	1		1255508~	
6	0363210200	BOSS	2			
7	0433201800	SHAFT	2			
8	0433201900	CLAMP	2			
9	0433202200	BOOT	2		1255001~1255672	
	0363214700	BOOT	2	(H)	1255673~	
10	0004006017	PIN	2			
11	0005506031	YOKE	2			
12	0005009365	ROD	1			
13	1650200520	GRIP	2			
14	1340000085	END, rod	1			
15	1340300085	END, rod	1			
16	1214000006	PIN, snap	2			
17	1100040616	BOLT	2			
18	1100040816	BOLT	2			
19	1130040006	NUT	6			
20	1130040008	NUT	6			
21	1131540008	NUT	2			
22	1140020006	WASHER, spring	4			
23	1140020008	WASHER, spring	2			
24	1121040620	SET-SCREW	4			
25	1560011006	NIPPLE, grease	2			
26	0303301000	WASHER	1			
27	1121040808	SET-SCREW	1			
28	0343206800	STOPPER	1			
29	0005009375	ROD	1			
30	1100040820	BOLT	2			
31	1225000008	WASHER	4			
32	0353205038	SEAL, dust	1			
	F312a2L					

TB025 Book No.PE3-102Z4 S/N1255001-1258249
OPERATION LEVER; RIGHT (multi pattern)



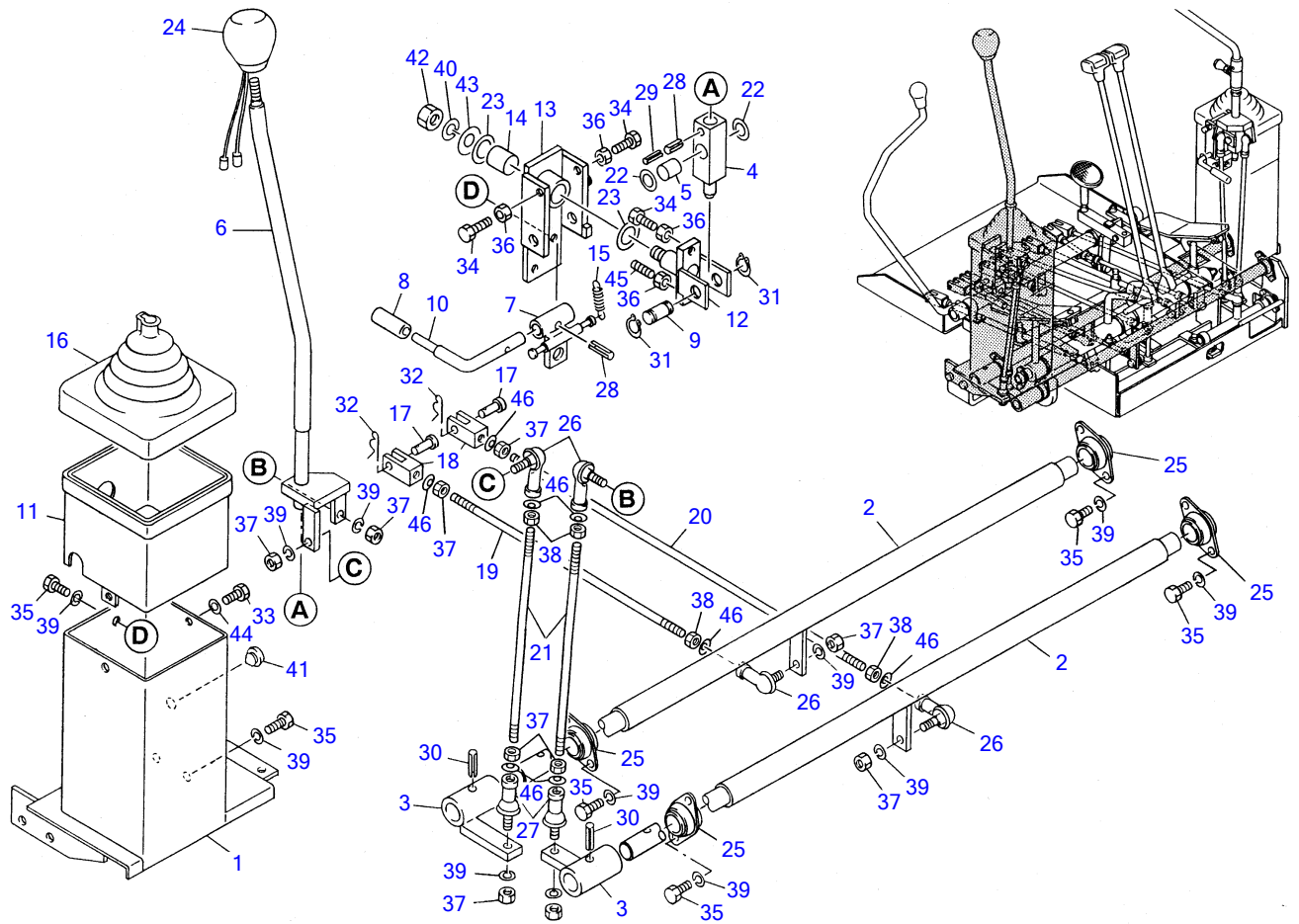
F3-13a-1-D

OPERATION LEVER; RIGHT (multi pattern)

Item	Part number	Description	Q'ty	Chan.	Serial No.	Serv.	Remarks
1	0353211600	STAND	1				
2	0353213100	LEVER	2				
3	0353213200	LEVER ASSY	2				
4	1333002015	• BUSHING	2				
5	0353212000	LEVER	2				
6	1131540006	NUT	2				
7	0343201200	BOLT	2				
8	0063246300	LEVER	1				
9	1333001520	• BUSHING	1				
10	0003600025	WASHER	1				
11	0353212100	LEVER	1				
12	0273212500	LEVER	1				
13	0543208900	GRIP	1				
14	0004900010	SHAFT	1				
15	0433206600	LEVER	1				
16	0433204400	HEAD, stand	1				
17	0433207600	YOKE	1				
18	0433205900	BRACKET ASSY	1				
19	1333002015	• BUSHING	2				
20	0143283500	SPRING	1				
21	0433202100	BOOT	1		1255001~1255672		
	0543203100	BOOT	1	(H)	1255673~		
22	0004006017	PIN	2				
23	0005506031	YOKE	2				
24	0005008305	ROD	1				
25	0005008425	ROD	1				
26	0005008300	ROD	2				
27	0063248900	WASHER	2				
28	0093208300	WASHER	4				
29	1650200220	GRIP (with horn switch)	1				
30	1332052022	MINI-PILLOW	4				
31	1340000085	END, rod	4				
32	1340300080	END, rod	2				
33	1213010520	PIN, spring	2				
34	1213010320	PIN, spring	1				
35	1213010830	PIN, spring	2				
36	1220000015	RING, snap	2				
37	1214000006	PIN, snap	2				
38	1220010010	RING, snap	2				
39	1100040616	BOLT	2				
40	1100240635	BOLT	3				
41	1100040816	BOLT	14				
42	1130040006	NUT	6				
43	1130040008	NUT	12				
44	1131540008	NUT	4				
45	1140020008	WASHER, spring	22				
46	1140020010	WASHER, spring	1				
47	1652505500	CUSHION	1				
48	1560011006	NIPPLE, grease	4				
49	1130040010	NUT	1				
50	0163209400	STOPPER	2				
51	1121040812	SET-SCREW	2				
52	1140020006	WASHER, spring	2				
53	1121040620	SET-SCREW	1				
54	0433217300	ROD	2				
55	0433217100	END, rod	2				
55-1	1333001008	• BUSHING	1				
56	0433217200	END, rod	2				
56-1	1333001008	• BUSHING	1				
57	1225000008	WASHER	8				
58	1225000006	WASHER	4				
59	0353205032	SEAL, dust	2				

F313a2L

TB025 Book No. PE3-102Z4 S/N1255001-1258249
OPERATION LEVER; RIGHT (A«B pattern)



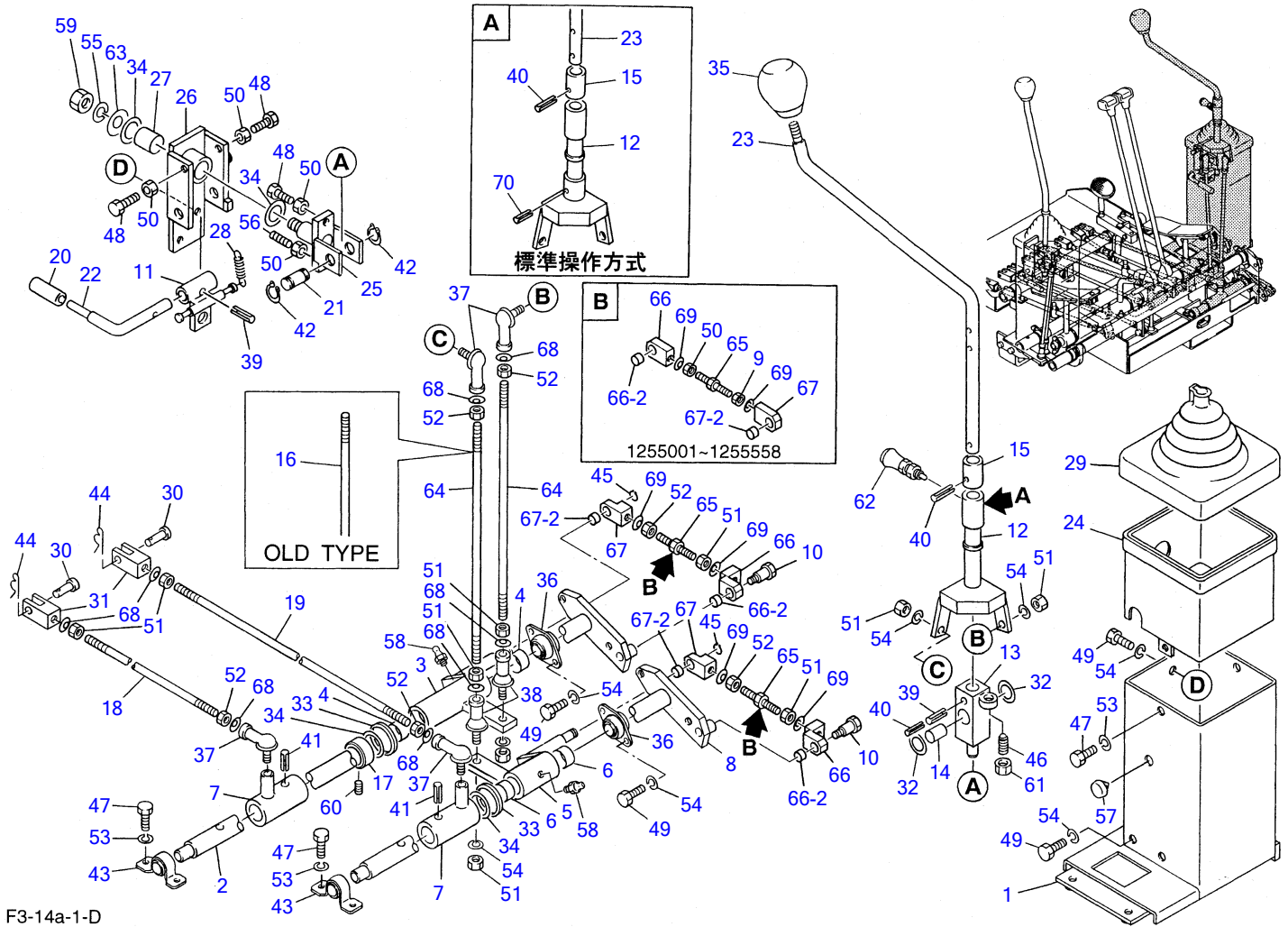
F3-13b-1-D

OPERATION LEVER; RIGHT (A«B pattern)

Item	Part number	Description	Q'ty	Chan.	Serial No.	Serv.	Remarks
1	0353211600	STAND	1				
2	0353212400	LEVER	2				
3	0353212000	LEVER	2				
4	0063246300	LEVER	1				
5	1333001520	· BUSHING	1				
6	0353212100	LEVER	1				
7	0273212500	LEVER	1				
8	0543208900	GRIP	1				
9	0004900010	SHAFT	1				
10	0433206600	LEVER	1				
11	0433204400	HEAD, stand	1				
12	0433207600	YOKE	1				
13	0433205900	BRACKET ASSY	1				
14	1333002015	· BUSHING	2				
15	0143283500	SPRING	1				
16	0433202100	BOOT	1		1255001~1255672		
	0543203100	BOOT	1	(H)	1255673~		
17	0004006017	PIN	2				
18	0005506031	YOKE	2				
19	0005008305	ROD	1				
20	0005008425	ROD	1				
21	0005008295	ROD	2				
22	0063248900	WASHER	2				
23	0093208300	WASHER	2				
24	1650200220	GRIP(with horn switch)	1				
25	1332052022	MINI-PILLOW	4				
26	1340000085	END, rod	4				
27	1340300080	END, rod	2				
28	1213010520	PIN, spring	2				
29	1213010320	PIN, spring	1				
30	1213010830	PIN, spring	2				
31	1220000015	RING, snap	2				
32	1214000006	PIN, snap	2				
33	1100040616	BOLT	2				
34	1100240635	BOLT	3				
35	1100040816	BOLT	14				
36	1130040006	NUT	4				
37	1130040008	NUT	12				
38	1131540008	NUT	4				
39	1140020008	WASHER, spring	22				
40	1140020010	WASHER, spring	1				
41	1652505500	CUSHION	1				
42	1130040010	NUT	1				
43	0003600025	WASHER	1				
44	1140020006	WASHER, spring	2				
45	1121040620	SET-SCREW	1				
46	1225000008	WASHER	8				
	F313b2L						

OPERATION LEVER; LEFT (multi pattern)

Item	Part number	Description	Q'ty	Chan.	Serial No.	Serv.	Remarks
1	0353211700	STAND	1				
2	0353213500	LEVER	1				
3	0353213300	LEVER ASSY	1				
4	1333002015	• BUSHING	2				
5	0353213400	LEVER ASSY	1				
6	1333002015	• BUSHING	2				
7	0343200800	LEVER	2				
8	0353213600	LEVER	1				
9	1131540006	NUT	2		1255001~1255558		
10	0343201200	BOLT	2				
11	0273212500	LEVER	1				
12	0353208100	LEVER	1				
	0363213100	LEVER	1				
13	0353208200	LEVER ASSY	1				
14	1333001520	• BUSHING	1				
15	0353208300	SLEEVE	1				
16	0005008355	ROD	1		old type		
17	0163209400	STOPPER	1				
18	0005008320	ROD	1				
19	0005008450	ROD	1				
20	0543208900	GRIP	1				
21	0004900010	SHAFT	1				
22	0433206600	LEVER	1				
23	0353212300	LEVER	1				
	0343230200	LEVER	1				
24	0433204400	HEAD	2				
25	0273210800	YOKE	1				
26	0433207700	BRACKET (L.H.)	1				
27	1333002015	• BUSHING	2				
28	0143283500	SPRING	1				
29	0433202100	BOOT	1		1255001~1255672		
	0543203100	BOOT	1	(H)	1255673~		
30	0004006017	PIN	2				
31	0005506031	YOKE	2				
32	0063248900	WASHER	2				
33	0353205032	SEAL	2				
34	0093208300	WASHER	4				
35	1650200120	GRIP	1				
36	1332052022	MINI-PILLOW	2				
37	1340000085	END, rod	4				
38	1340300080	END, rod	2				
39	1213010520	PIN, spring	2				
40	1213010320	PIN, spring	2				
41	1213010830	PIN, spring	2				
42	1220000015	RING, snap	2				
43	1332001518	MINI-PILLOW	2				
44	1214000006	PIN, snap	2				
45	1220010010	RING, snap	2				
46	1230010010	PLUNGER, spring	1				
47	1100040616	BOLT	6				
48	1100240635	BOLT	3				
49	1100040816	BOLT	10				
50	1130040006	NUT	6		1255001~1255558		
	1130040006	NUT	4		1255559~		
51	1130040008	NUT	8		1255001~1255558		
	1130040008	NUT	10		1255559~		
52	1131540008	NUT	4		1255001~1255558		
	1131540008	NUT	6		1255559~		
53	1140020006	WASHER, spring	6				
54	1140020008	WASHER, spring	12				
55	1140020010	WASHER, spring	1				
56	1121040620	SET-SCREW	1				
57	1652505500	CUSHION, rubber	1				
58	1560011006	NIPPLE, grease	2				
59	1130040010	NUT	1				
60	1121040812	SET-SCREW	1				
61	1130240010	NUT	1				
62	1230040210	PLUNGER, index	1				

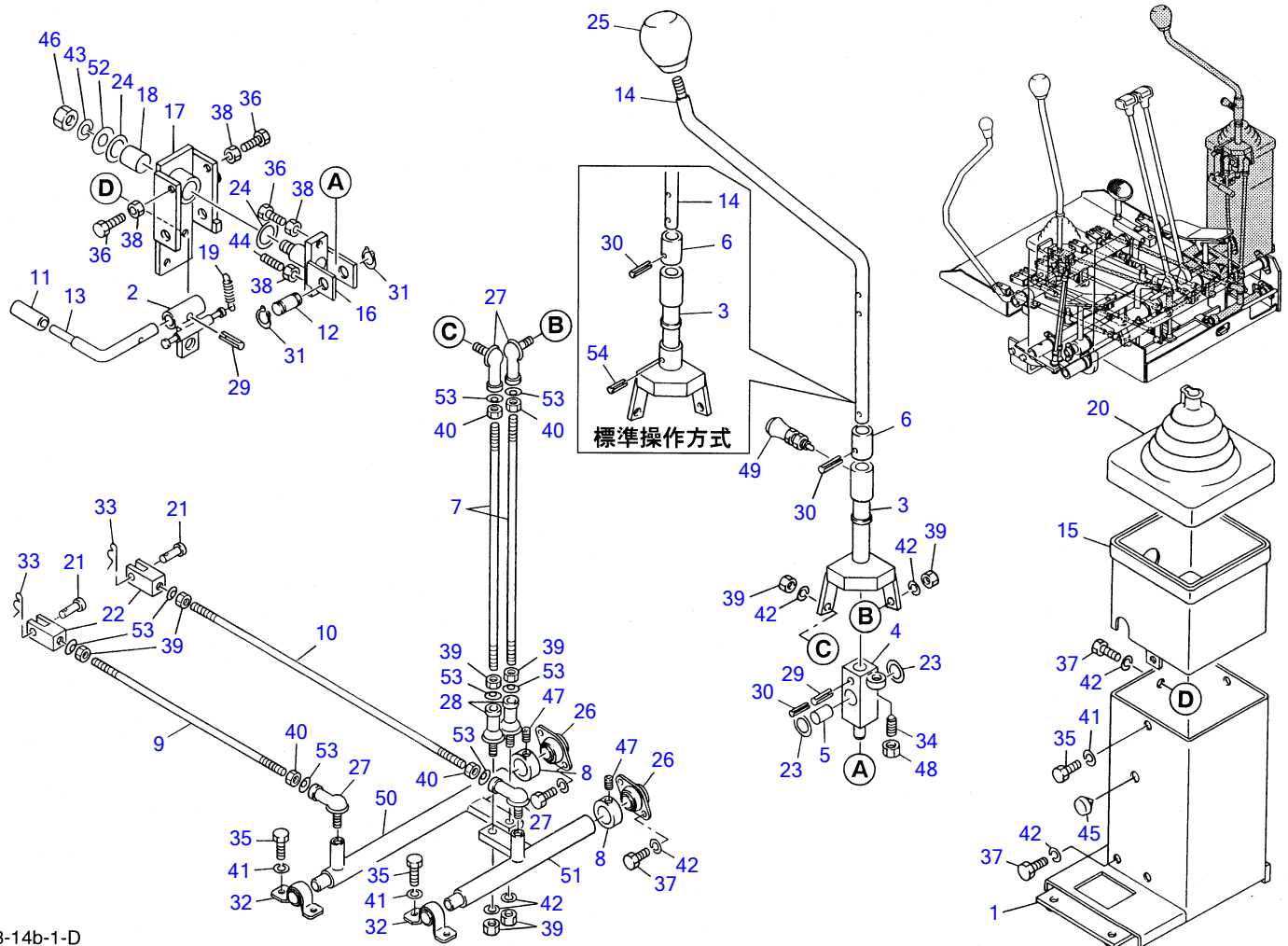


F3-14a-1-D

OPERATION LEVER; LEFT (multi pattern)

Item	Part number	Description	Q'ty	Chan.	Serial No.	Serv.	Remarks
63	0003600025	WASHER	1				
64	0005008365	ROD	1		old type		
64	0005008365	ROD	2		new type		
65	0433217300	ROD	2	C	1255001~1255558		M6
65	0363214300	ROD	2	D (H)	1255559~		M8
66	0353213750	END, rod	2	C	1255001~1255558		
66	0363214200	END, rod	2	D (H)	1255559~		
66-2	1333001008	• BUSHING	1				
67	0433217200	END, rod	2	C	1255001~1255558		
67	0363214100	END, rod	2	D (H)	1255559~		
67-2	1333001008	• BUSHING	1				
68	1225000008	WASHER	8				
69	1225000006	WASHER	4		1255001~1255558		
69	1225000008	WASHER	4		1255559~		
70	1213010324	PIN, spring	1				
70		NOTE					
70		1.A SET "C" and a SET "D" have interchangeability.					

F314a3L



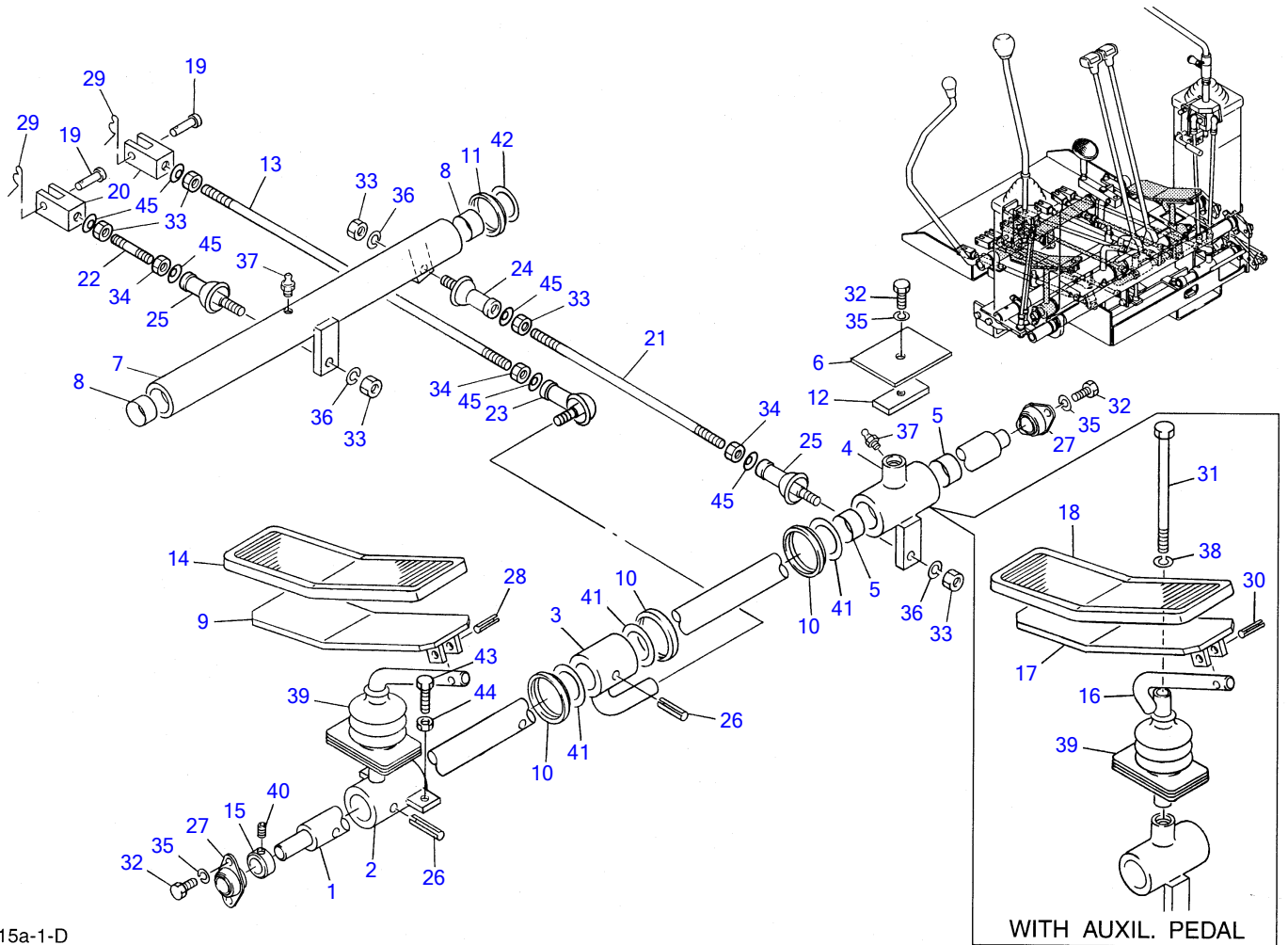
F3-14b-1-D

OPERATION LEVER; LEFT (A«B pattern)

Item	Part number	Description	Q'ty	Chan.	Serial No.	Serv.	Remarks
1	0353211700	STAND	1				
2	0273212500	LEVER	1				
3	0353208100	LEVER	1				
	0363213100	LEVER	1				
4	0353208200	LEVER ASSY	1				
5	1333001520	• BUSHING	1				
6	0353208300	SLEEVE	1				
7	0005008355	ROD	2		old type		
	0005008365	ROD	2	(H)	new type		
8	0163209400	STOPPER	2				
9	0005008320	ROD	1				
10	0005008450	ROD	1				
11	0543208900	GRIP	1				
12	0004900010	SHAFT	1				
13	0433206600	LEVER	1				
14	0353212300	LEVER	1				
	0343230200	LEVER	1				
15	0433204400	HEAD	2				
16	0273210800	YOKE	1				
17	0433207700	BRACKET(L.H.)	1				
18	1333002015	• BUSHING	2				
19	0143283500	SPRING	1				
20	0433202100	BOOT	1		1255001~1255672		
	0543203100	BOOT	1	(H)	1255673~		
21	0004006017	PIN	2				
22	0005506031	YOKE	2				
23	0063248900	WASHER	2				
24	0093208300	WASHER	2				
25	1650200120	GRIP	1				
26	1332052022	MINI-PILLOW	2				
27	1340000085	END, rod	4				
28	1340300080	END, rod	2				
29	1213010520	PIN, spring	2				
30	1213010320	PIN, spring	2				
31	1220000015	RING, snap	2				
32	1332001518	MINI-PILLOW	2				
33	1214000006	PIN, snap	2				
34	1230010010	PLUNGER, spring	1				
35	1100040616	BOLT	6				
36	1100240635	BOLT	3				
37	1100040816	BOLT	10				
38	1130040006	NUT	4				
39	1130040008	NUT	4				
40	1131540008	NUT	4				
41	1140020006	WASHER, spring	6				
42	1140020008	WASHER, spring	12				
43	1140020010	WAHSER, spring	1				
44	1121050620	SET-SCREW	1				
45	1652505500	CUSHION, rubber	1				
46	1130040010	NUT	1				
47	1121040812	SET-SCREW	2				
48	1130240010	NUT	1				
49	1230040210	PLUNGER, index	1				
50	0353212500	LEVER	1				
51	0353212600	LEVER	1				
52	0003600025	WASHER	1				
53	1225000008	WASHER	8				
54	1213010324	PIN, spring	1				

F314b2L

TB025 Book No. PE3-102Z4 S/N1255001-1258249
SWING PEDAL & AUXIL. PEDAL

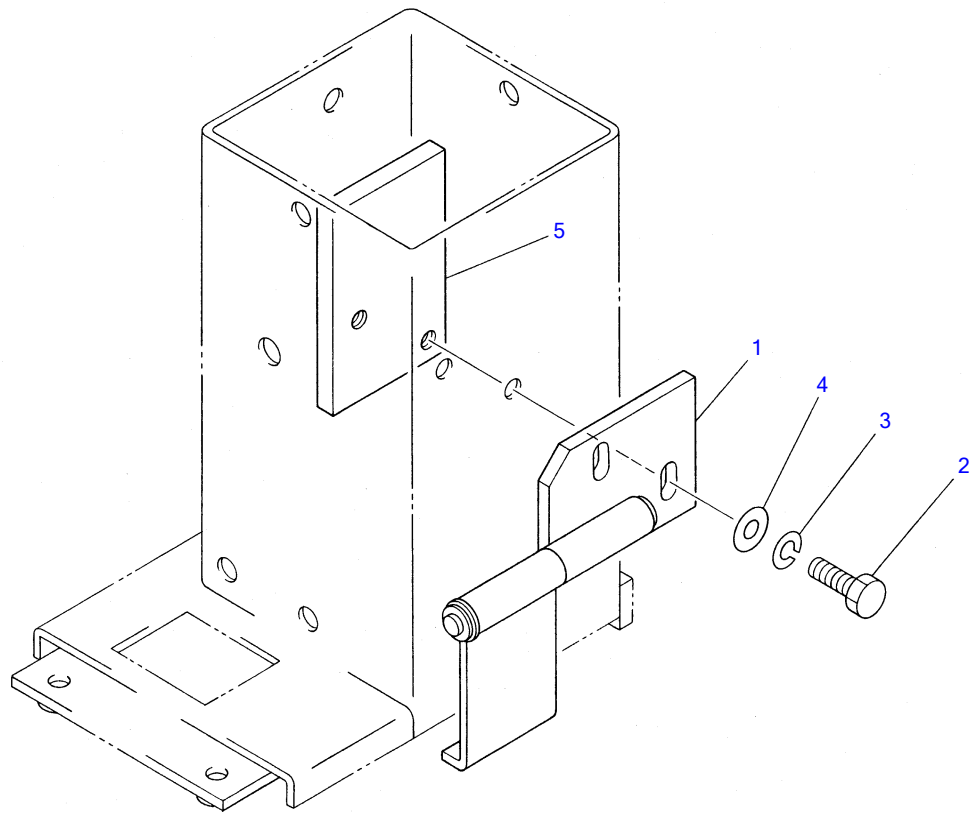


F3-15a-1-D

SWING PEDAL & AUXIL. PEDAL

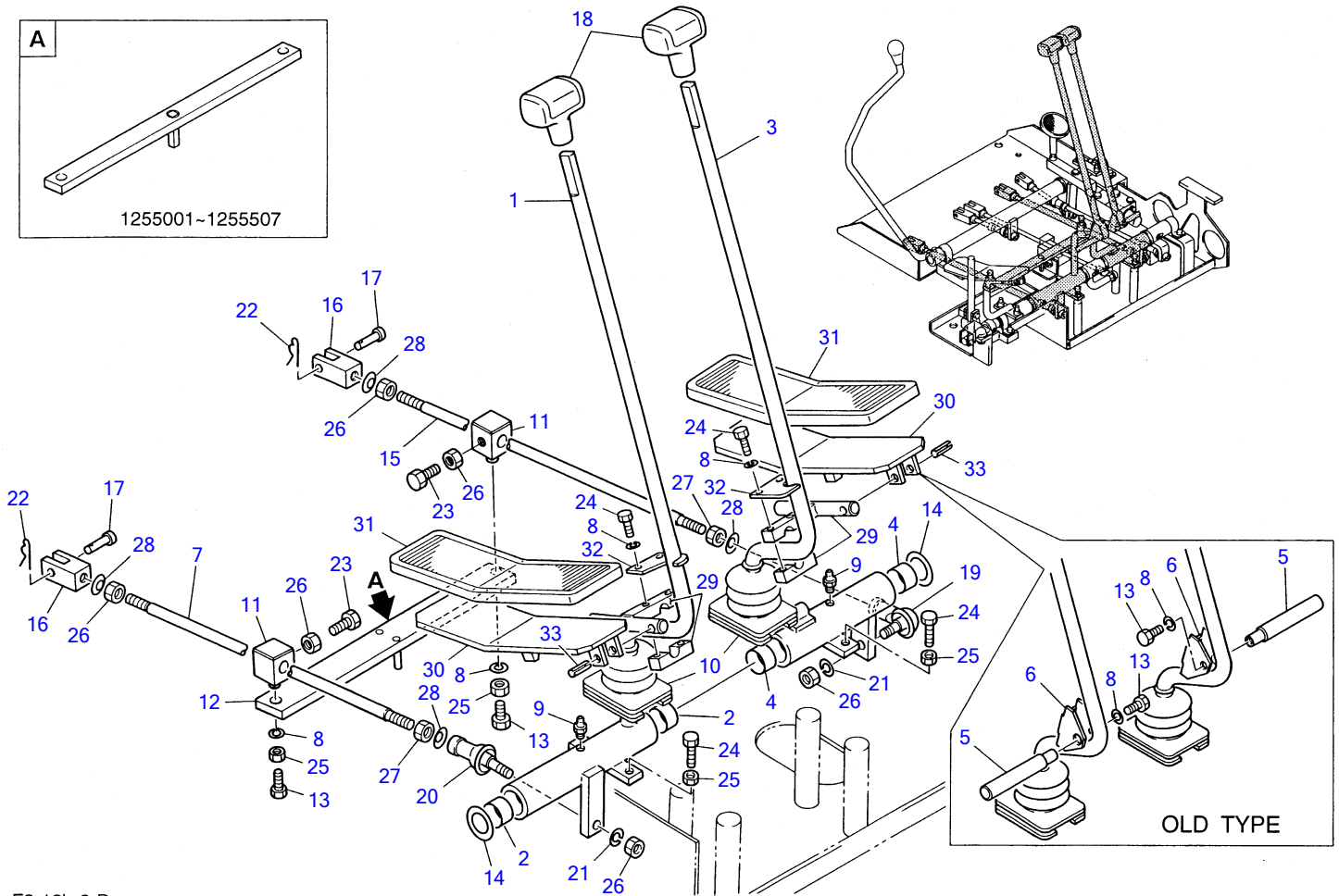
Item	Part number	Description	Q'ty	Chan.	Serial No.	Serv.	Remarks
1	0353210400	SHAFT	1				
2	0353210500	LEVER	1				
3	0353210800	LEVER	1				
4	0353212700	LEVER ASSY	1				
5	1333002515	· BUSHING	1				
6	0353212800	COVER	1				
7	0353211400	LEVER	1				
8	1333002015	· BUSHING	1				
9	0393201800	PEDAL	1				
10	0353205038	SEAL	3				
11	0353205032	SEAL	1				
12	0353212820	PLATE	1				
13	0005008395	ROD	1				
14	0463200700	COVER	1		1255001~1255672		
	0363214600	COVER	1	(H)	1255673~		
15	0163208200	STOPPER	1				
16	0353215100	LEVER	1				with pedal
17	0393201800	PEDAL	1				with pedal
18	0463200700	COVER, pedal	1		1255001~1255672		with pedal
	0363214600	COVER, pedal	1	(H)	1255673~		with pedal
19	0004006017	PIN. lever	2				
20	0005506031	YOKE	2				
21	0005008265	ROD	1				
22	0005008060	ROD	1				
23	1340000085	END, rod	1				
24	1340300080	END, rod	1				
25	1340300085	END, rod	2				
26	1213010835	PIN, spring	2				
27	1332051518	MINI-PILLOW	2				
28	1213010630	PIN, spring	1				
29	1214000006	PIN, snap	2				
30	1213010630	PIN, spring	1				with pedal
31	1100140825	BOLT	1				with pedal
32	1100040616	BOLT	5				
33	1130040008	NUT	6				
34	1131540008	NUT	3				
35	1140020006	WASHER, spring	5				
36	1140020008	WASHER, spring	3				
37	1560011006	NIPPLE, grease	2				
38	1140020008	WASHER, spring	1				with pedal
39	0433202200	BOOT	2		1255001~1255672		
	0363214700	BOOT	2	(H)	1255673~		
40	1121040808	SET-SCREW	1				
41	0303301000	WASHER	3				
42	0093208300	WASHER	1				
43	1100240635	BOLT	2				
44	1130040006	NUT	2				
45	1225000008	WASHER	6				

F315a2L



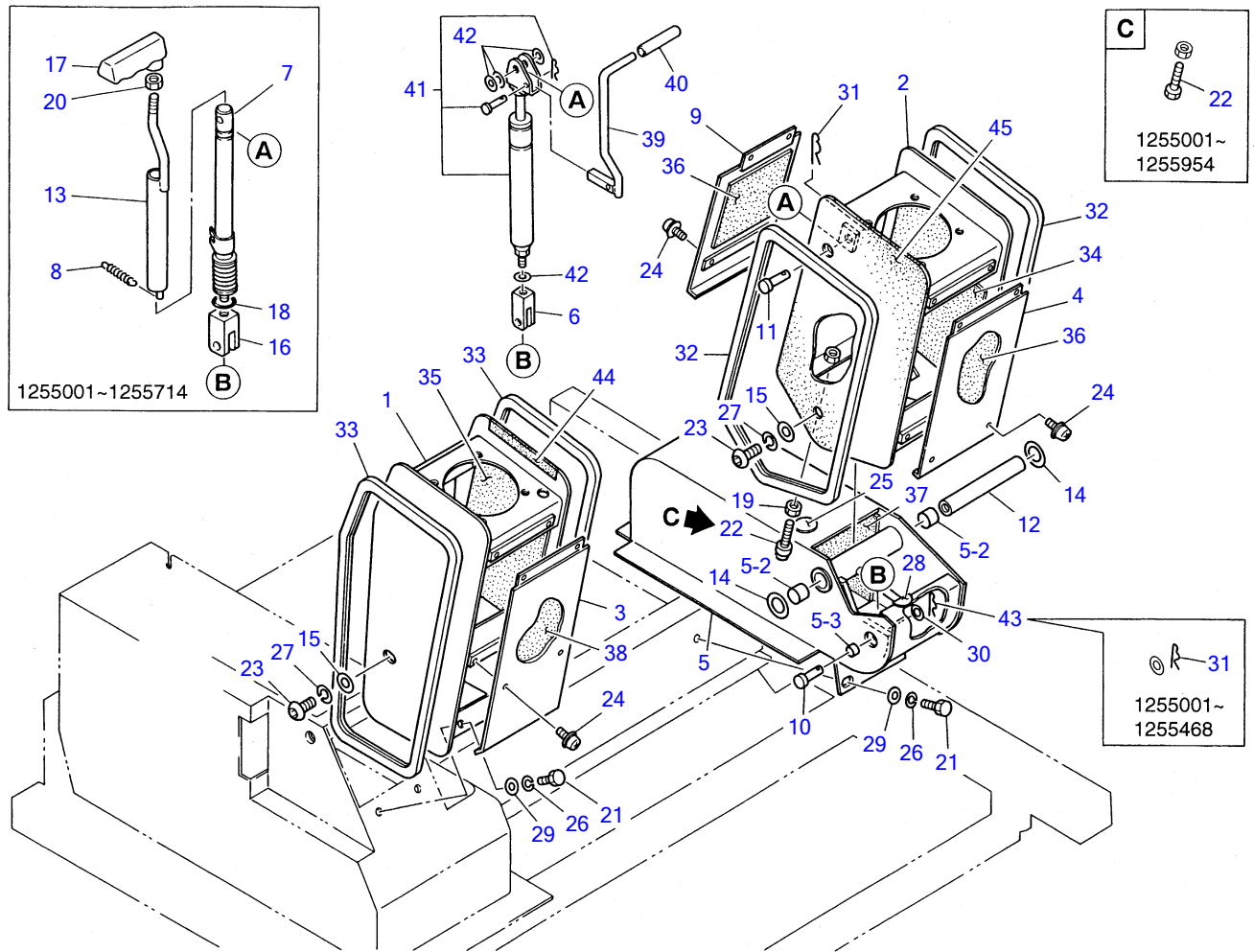
E3-15c-0-D

AUXIL. PEDAL LOCK						
Item	Part number	Description	Q'ty	Chan.	Serial No.	Serv. Remarks
1	0353216100	STOPPER	1			
2	1100240825	BOLT	2			
3	1140020008	WASHER, spring	2			
4	1141110008	WASHER	2			
5	0353216200	PLATE	1			
	E315c0L					



F3-12b-2-D

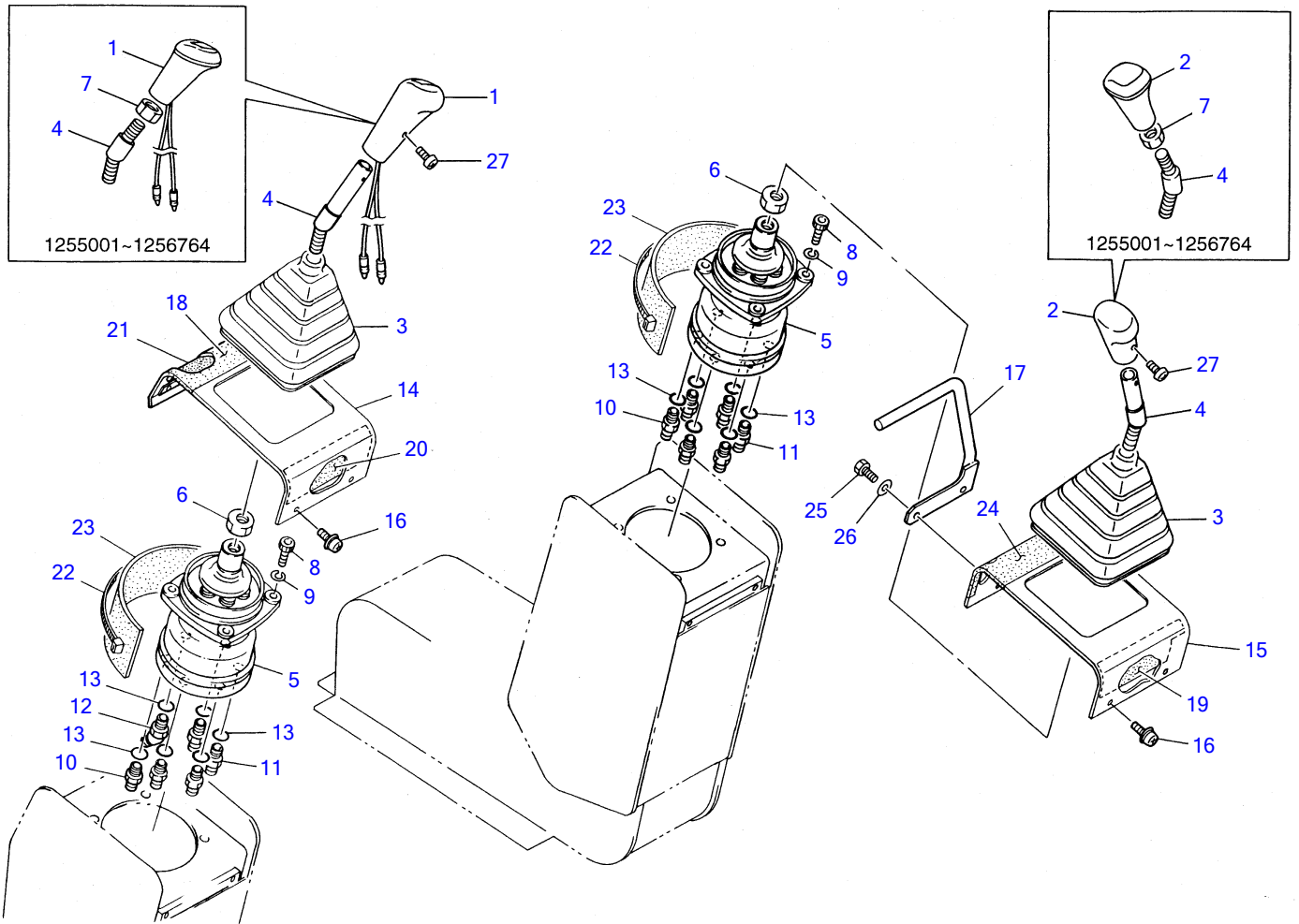
TRAVEL LEVER						
Item	Part number	Description	Q'ty	Chan.	Serial No.	Serv. Remarks
1	0353222300	LEVER ASSY	1			
2	1333002015	• BUSHING	2			
3	0353222400	LEVER ASSY	1			
4	1333002015	• BUSHING	2			
5	0433201800	SHAFT	2			old type
6	0433201900	CLAMP	2			old type
7	0005009375	ROD	1			
8	1140020006	WASHER, spring	4			old type
	1140020006	WASHER, spring	6			new type
9	1560011006	NIPPLE, grease	2			
10	0433202200	BOOT	2		1255001~1255672	
	0363214700	BOOT	2	(H)	1255673~	
11	0363210200	BOSS	2			
12	0353204000	BAR	1		1255001~1255507	
	0353204050	BAR	1		1255508~	
13	1100040616	BOLT	4			old type
	1100040616	BOLT	2			new type
14	0093208300	WASHER	2			
15	0005009365	ROD	1			
16	0005506031	YOKE	2			
17	0004006017	PIN	2			
18	1650200520	GRIP	2			
19	1340000085	END, rod	1			
20	1340300085	END, rod	1			
21	1140020008	WASHER, spring	2			
22	1214000006	PIN, snap	2			
23	1100040820	BOLT	2			
24	1100040625	BOLT	4			old type
	1100040625	BOLT	6			new type
25	1130040006	NUT	6			
26	1130040008	NUT	6			
27	1131540008	NUT	2			
28	1225000008	WASHER	4			
29	0353222800	LEVER ASSY	2			new type
30	0393201800	PEDAL	2			new type
31	0363214600	COVER	2			new type
32	0353223000	PLATE	2			new type
33	1213010630	PIN, spring	2			new type
	F312b2L					



F3-13c-2-D

Item	Part number	Description	STAND		Serial No.	Serv.	Remarks
			Q'ty	Chan.			
1	0365111100	STAND (R.H.)	1		1255001~1255468		
	0365114100	STAND (R.H.)	1	(H)	1255469~		
2	0365111200	STAND (L.H.)	1		1255001~1255468		
	0365114200	STAND (L.H.)	1	(H)	1255469~1255990		
	0365117100	STAND (L.H.)	1		1255991~		
3	0365111400	COVER	1				
4	0345100400	COVER	1				
5	0365111500	BRACKET	1		1255001~1255468		
	0365114300	BRACKET	1		1255469~		
5-2	1333002015	· BUSHING	2				
5-3	1333001208	· BUSHING	1		1255469~		
6	0365113500	YOKE	1		1255715~		
7	0345106400	LOCK, mechanical	1		1255001~1255714		
8	0345100800	SPRING	1		1255001~1255714		
9	0345101400	COVER	1				
10	0345106500	PIN	1		1255001~1255468		
	0365113400	PIN	1		1255469~		
11	0345106600	PIN	1				
12	0395102300	PIN	1				
13	0395101910	SLEEVE	1		1255001~1255714		
14	0093208300	WASHER	2				
15	0003612003	WASHER	4				
16	0345106700	YOKE	1		1255001~1255714		
17	0345101600	GRIP	1		1255001~1255714		
18	1420010180	O-RING	1		1255001~1255714		
19	1130040008	NUT	1				
20	1130040010	NUT	1		1255001~1255714		
21	1100090816	BOLT	6				
22	1100040835	BOLT	1		1255001~1255954		
	0365115300	STOPPER	1	(H)	1255955~		
23	1120991225	SCREW	4				
24	1150420510	SCREW	6				
25	0479300013	PLATE	1		1255001~1255954		
26	1140090008	WASHER, spring	6				
27	1140090012	WASHER, spring	4				
28	0365114600	PLATE	1		1255001~1255954		
29	1141190008	WASHER	6				
30	1141110010	WASHER	1		1255001~1255468		
	1141110012	WASHER	1		1255469~		
31	1214000010	PIN, snap	2		1255001~1255468		
	1214000010	PIN, snap	1		1255469~		
32	1653917107	TRIM	2				sold by the meter
33	1653917105	TRIM	2				sold by the meter
34	0365110100	ABSORBENT	2				
35	0365111700	ABSORBENT	2				
36	0365110400	ABSORBENT	2				
37	0365112000	ABSORBENT	1				
38	0365112100	ABSORBENT	1				
39	0365113800	LEVER	1		1255715~		
40	1650202700	CAP	1		1255715~		
41	1653925001	LOCK, free	1		1255715~		
42	1141110010	WASHER	4		1255715~		
43	1214000012	PIN, snap	1		1255469~		
44	0365114400	LEATHER	1		1255451~		
45	0365114500	LEATHER	1		1255451~		

F313c2L

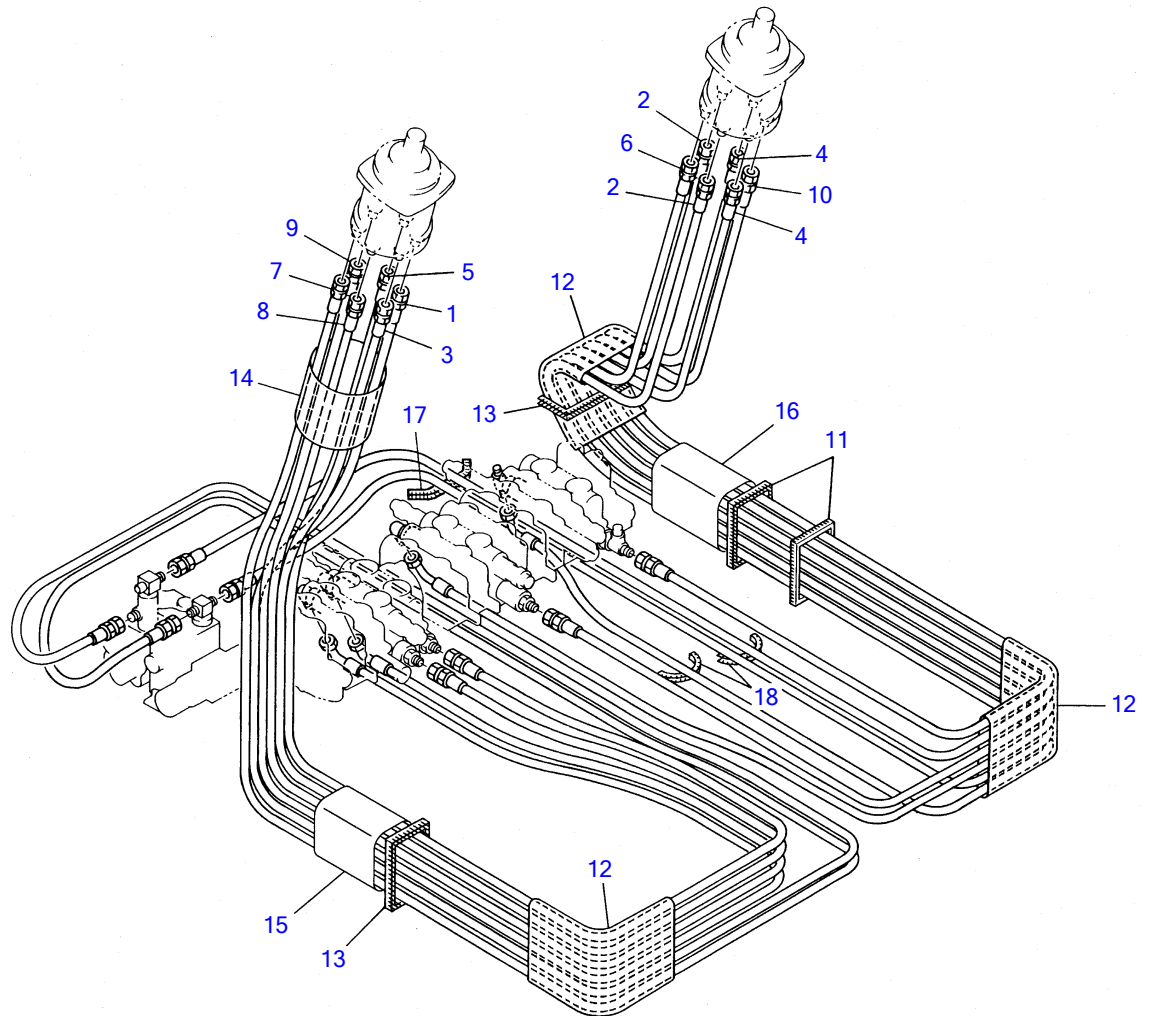


F3-14d-3-D

OPERATION LEVER						
Item	Part number	Description	Q'ty	Chan.	Serial No.	Serv. Remarks
1	0345101100	GRIP (with horn switch)	1	A	1255001~1256551	
	1650203310	GRIP (with horn switch)	1	a	1256552~	
2	0345101200	GRIP	1	B	1255001~1256551	
	1650203400	GRIP	1	b	1256552~	
3	0395101600	BOOT	2			
4	0365111600	LEVER	2	A, B	1255001~1256551	
	0565102500	LEVER	2	a, b	1256552~	
5	1901721200	VALVE ASSY	2			
6	1130140014	NUT	2			
7	1131040012	NUT	2	A, B	1255001~1256551	
8	1110040630	SCREW, cap	8			
9	1140020006	WASHER, spring	8			
10	1512370008	FILTER, line	2			
11	1515600200	ADAPTOR	9			
12	1515100110	ELBOW	1			
13	1420010110	O-RING	12			
14	0365111300	COVER	1			
15	0345101800	COVER	1		1255001~1255954	
	0365115500	COVER	1	(H)	1255955~1255990	
	0365116400	COVER	1	(H)	1255991~	
16	1150420510	SCREW	4			
17	0365113900	LEVER	1		1255715~1255990	
	0365116500	LEVER	1		1255991~	
18	0365112400	LERTHER	1			
19	0365110300	ABSORBENT	2			
20	0365111800	ABSORBENT	1			
21	0365111900	ABSORBENT	1			
22	1652241400	BAND	2			
23	0365112200	ABSORBENT	2			
24	0365112300	LERTHER	1		1255001~1255954	
	0365115200	LERTHER	1	(H)	1255955~	
25	1100240620	BOLT	2			
26	1141110006	WASHER	2			
27	1120590416	SCREW	2		1256552~	

NOTE
1.A SET "A" and a SET "a" have interchangeability.
2.A SET "B" and a SET "b" have interchangeability.

F314d3L

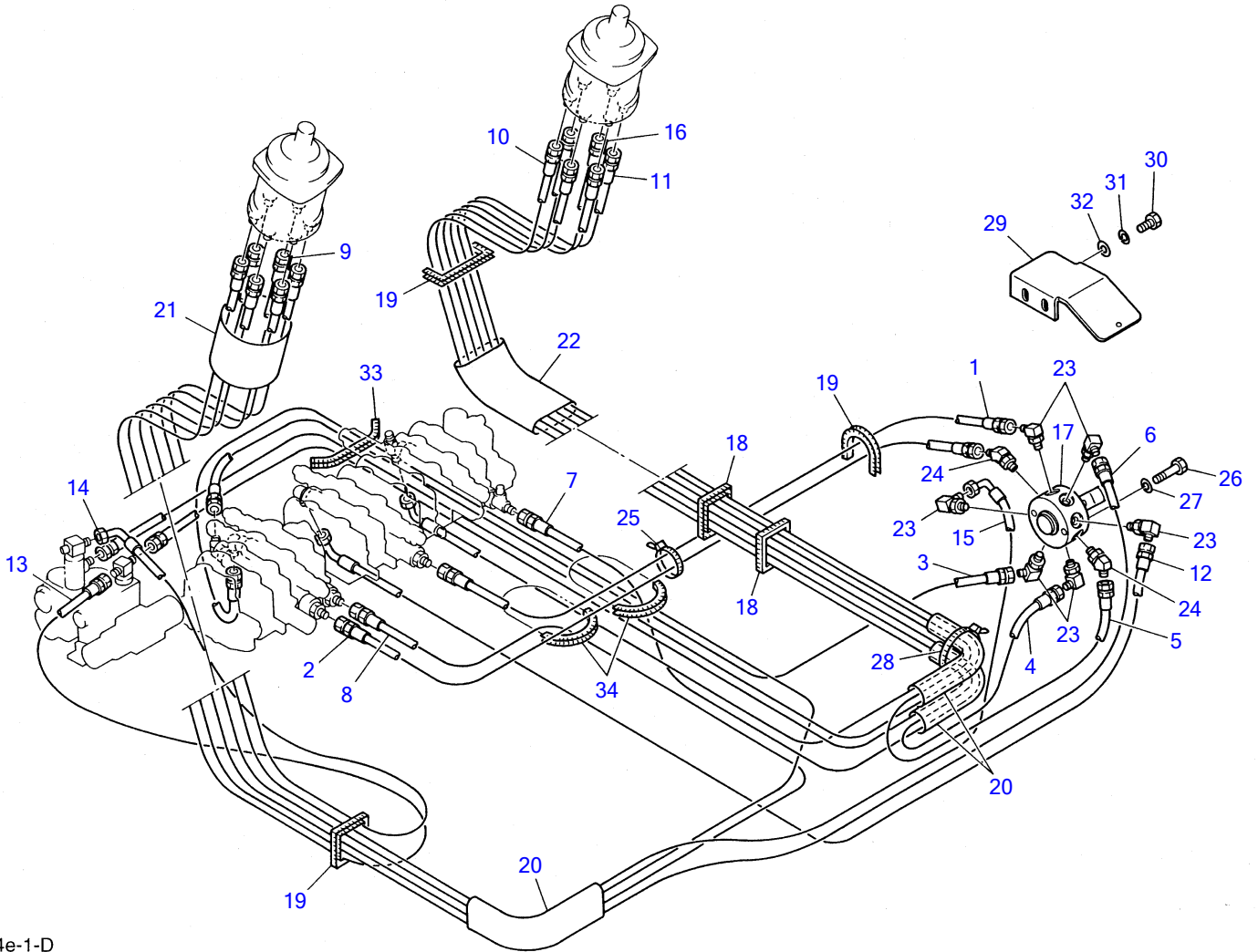


E3-14c-6-D

PIPING; OPERATION LEVER (A«B pattern)

Item	Part number	Description	Q'ty	Chan.	Serial No.	Serv.	Remarks
1	1934852130	HOSE ASSY	1				
2	1934822175	HOSE ASSY	2				
3	1934822195	HOSE ASSY	1				
4	1934852200	HOSE ASSY	2				
5	1934822215	HOSE ASSY	1				
6	1934822240	HOSE ASSY	1				
7	1934822125	HOSE ASSY	1				
8	1934822185	HOSE ASSY	1				
9	1934822235	HOSE ASSY	1				
10	1934822245	HOSE ASSY	1				
11	1653917009	TRIM	2				sold by the meter
12	1531335040	PROTECTOR	3				sold by the meter
13	1653917014	TRIM	2				sold by the meter
14	1531345010	PROTECTOR	1				sold by the meter
15	1531345015	PROTECTOR	1				sold by the meter
16	1531345025	PROTECTOR	1				sold by the meter
17	1653917024	TRIM	1				sold by the meter
18	1653916018	TRIM	2				sold by the meter
	E314c6L						

TB025 Book No. PE3-102Z4 S/N1255001-1258249
PIPING; OPERATION LEVER (ISO«JCB pattern)

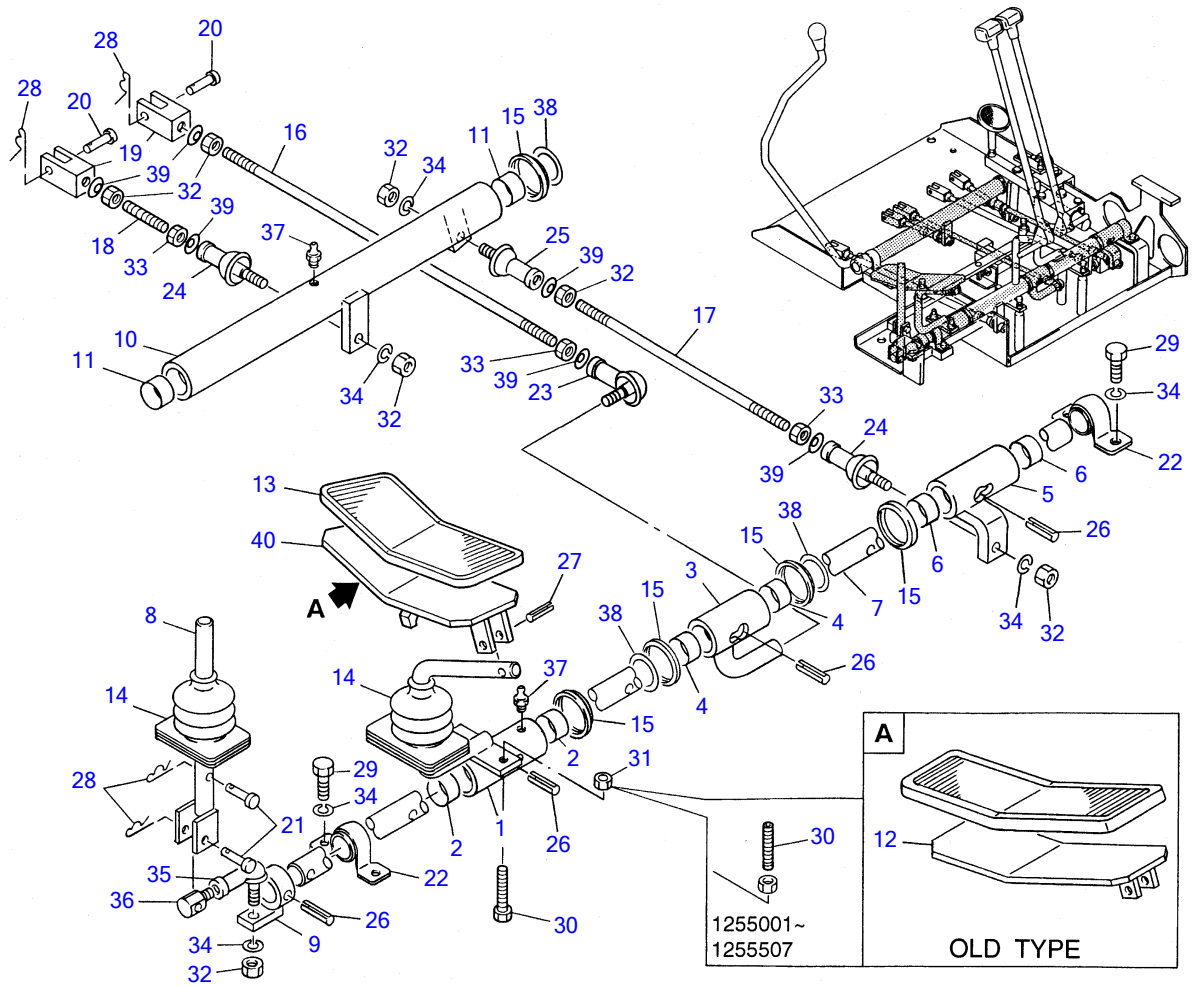


E3-14e-1-D

PIPING; OPERATION LEVER (ISO«JCB pattern)

Item	Part number	Description	Q'ty	Chan.	Serial No.	Serv.	Remarks
1	1934822050	HOSE ASSY	1				
2	1934822063	HOSE ASSY	1				
3	1934822103	HOSE ASSY	1				
4	1934822140	HOSE ASSY	1				
5	1934822155	HOSE ASSY	1				
6	1934822150	HOSE ASSY	1				
7	1934822175	HOSE ASSY	1				
8	1934822185	HOSE ASSY	1				
9	1934822215	HOSE ASSY	1				
10	1934822240	HOSE ASSY	1				
11	1934822245	HOSE ASSY	1				
12	1934852090	HOSE ASSY	1				
13	1934822125	HOSE ASSY	1				
14	1934852130	HOSE ASSY	1				
15	1934852160	HOSE ASSY	1				
16	1934852200	HOSE ASSY	1				
17	1901730500	VALVE, selector	1				
18	1653917009	TRIM	2				sold by the meter
19	1653917014	TRIM	3				sold by the meter
20	1531335030	PROTECTOR	3				sold by the meter
21	1531345010	PROTECTOR	1				sold by the meter
22	1531345025	PROTECTOR	1				sold by the meter
23	1515010040	ELBOW	6				
24	1515100110	ELBOW	2				
25	1652200004	BAND	1				
26	1100040655	BOLT	2				
27	1140020006	WASHER, spring	2				
28	1652200007	BAND	1				
29	0355119290	PLATE	1				
30	1100040820	BOLT	2				
31	1140020008	WASHER, spring	2				
32	1141110008	WASHER	2				
33	1653917024	TRIM	1				sold by the meter
34	1653916018	TRIM	2				sold by the meter
	E314e1L						

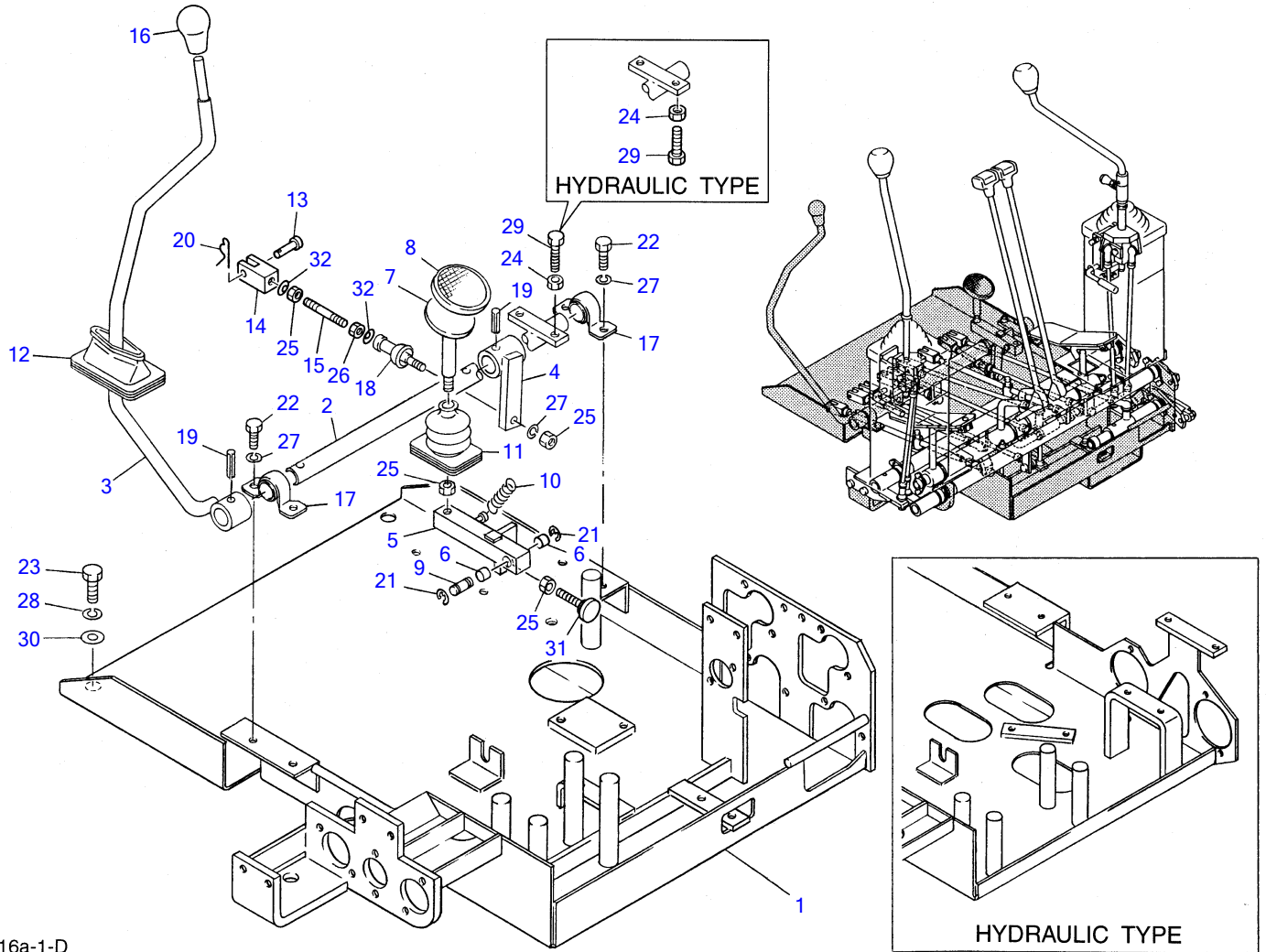
TB025 Book No. PE3-102Z4 S/N1255001-1258249
SWING PEDAL & SWITCHING LEVER



F3-15b-1-D

SWING PEDAL & SWITCHING LEVER

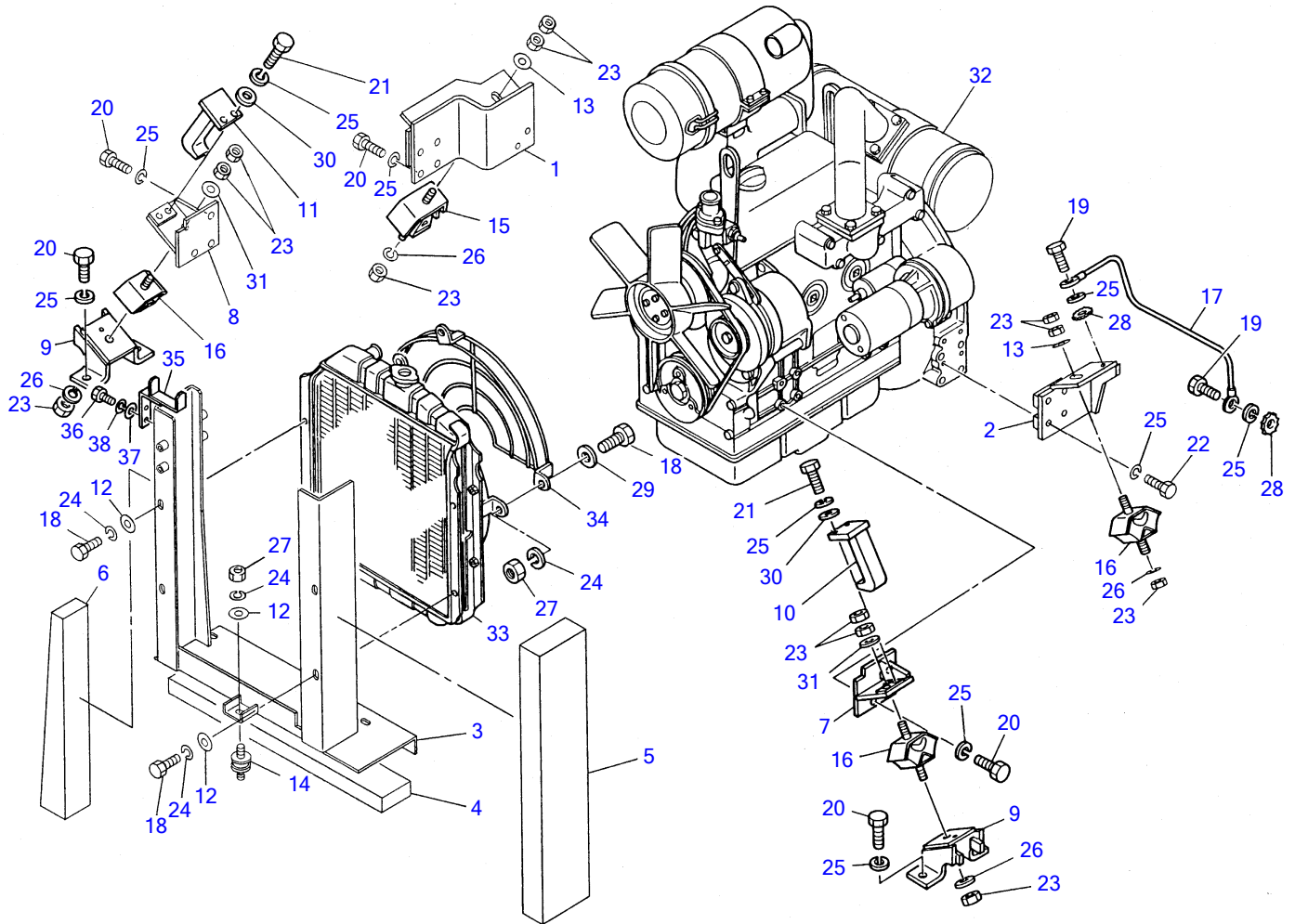
Item	Part number	Description	Q'ty	Chan.	Serial No.	Serv.	Remarks
1	0353222200	LEVER ASSY	1				
2	1333002015	• BUSHING	2				
3	0353222500	LEVER ASSY	1				
4	1333002015	• BUSHING	2				
5	0353222600	LEVER ASSY	1				
6	1333002015	• BUSHING	2				
7	0353222700	SHAFT	1				
8	0353220610	LEVER	1				
9	0353221100	LEVER	1				
10	0353211400	LEVER ASSY	1				
11	1333002015	• BUSHING	2				
12	0393201800	PEDAL	1		old type		
13	0463200700	COVER	1		1255001~1255672		
	0363214600	COVER	1	(H)	1255673~		
14	0163209900	BOOT	2		1255001~1255672		
	0363214700	BOOT	2	(H)	1255673~		
15	0353205032	SEAL	5				
16	0005008425	ROD	1		1255001~1255507		
	0005008370	ROD	1		1255508~		
17	0005008265	ROD	1				
18	0005008060	ROD	1				
19	0005506031	YOKE	2				
20	0004006017	PIN	2				
21	0004000006	PIN	2				
22	1332002022	MINI-PILLOW	2				
23	1340000085	END, rod	1				
24	1340300085	END, rod	2				
25	1340300080	END, rod	1				
26	1213010830	PIN, spring	4				
27	1213010630	PIN, spring	1				
28	1214000006	PIN, snap	4				
29	1100040816	BOLT	4				
30	1121050640	SET-SCREW	2		1255001~1255507		
	1100240640	BOLT	2	(H)	1255508~		
31	1130040006	NUT	2				
32	1130040008	NUT	7				
33	1131540008	NUT	3				
34	1140020008	WASHER, spring	8				
35	1340000080	END, rod	1				
36	0353220710	BOLT	1				
37	1560011006	NIPPLE, grease	2				
38	0093208300	WASHER	3				
39	1225000008	WASHER	6				
40	0393206900	PEDAL	1		new type		
	F315b1L						



F3-16a-1-D

DOZER BLADE LEVER

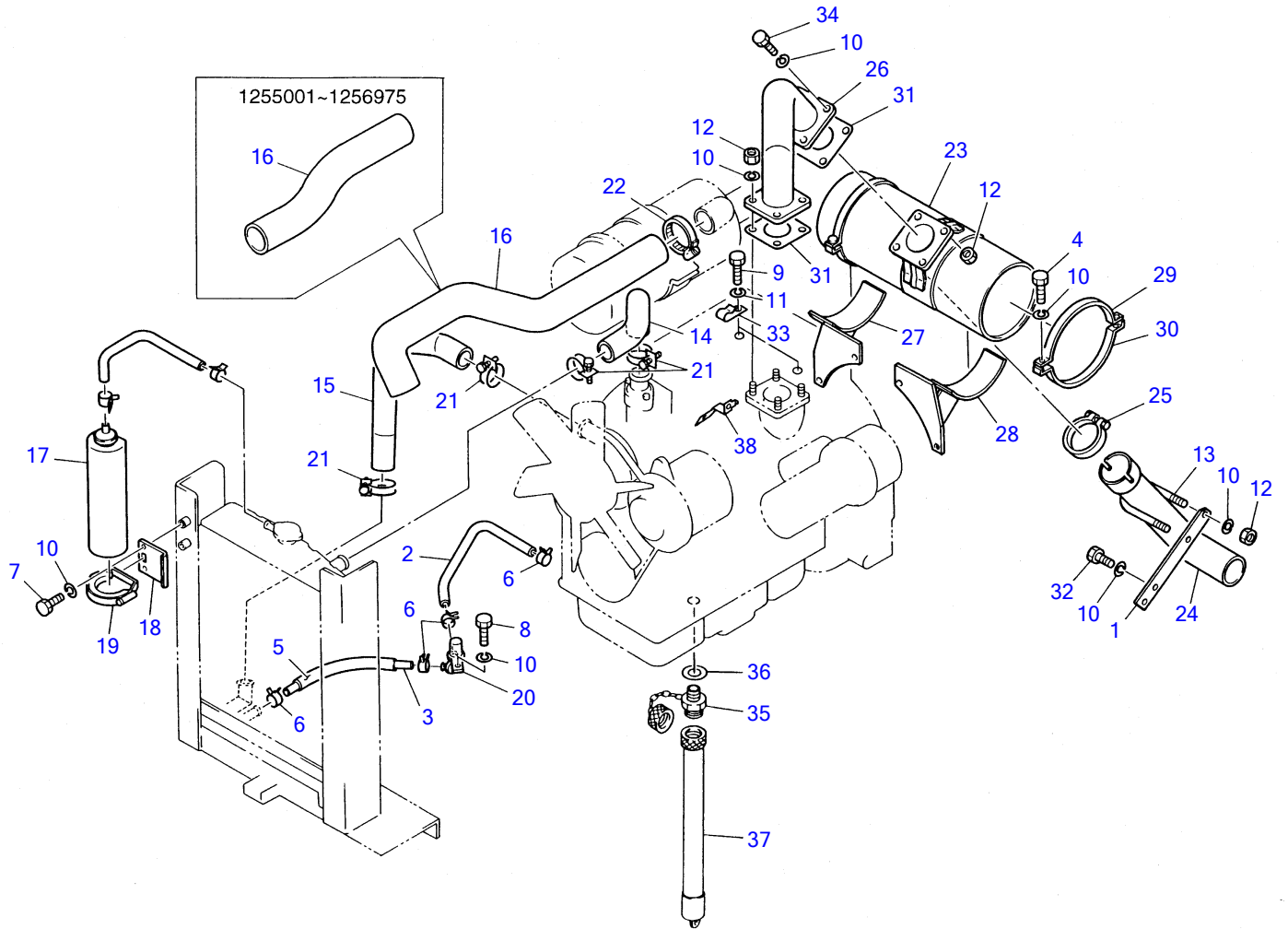
Item	Part number	Description	Q'ty	Chan.	Serial No.	Serv.	Remarks
1	0353210150	PLATE	1				link type
	0353222100	PLATE (for Japan)	1				hydraulic type
	0353227100	PLATE	1				hydraulic type
2	0353211100	SHAFT	1				
3	0363210100	LEVER	1				
4	0353211300	LEVER	1				
5	0353211500	LEVER ASSY	1		1255001~1255642		
	0363214400	LEVER ASSY	1		1255643~		
6	1333001010	• BUSHING	2				
7	0433201600	PEDAL	1				
8	0143264800	COVER	1				
9	0004210033	SHAFT	1				
10	0143283500	SPRING	1				
11	0433202200	BOOT	1		1255001~1255672		
	0363214700	BOOT	1	(H)	1255673~		
12	0433207800	BOOT	1		1255001~1255672		
	0363214500	BOOT	1	(H)	1255673~		
13	0004006017	PIN	1				
14	0005506031	YOKE	1				
15	0005008070	ROD	1				
16	1650153655	GRIP	1				
17	1332002022	MINI-PILLOW	2				
18	1340300085	END, rod	1				
19	1213010830	PIN, spring	2				
20	1214000006	PIN, snap	1				
21	1224010008	E-RING	2				
22	1100040816	BOLT	4				
23	1100041020	BOLT	4				
24	1130040006	NUT	2				
25	1130040008	NUT	4				
26	1131540008	NUT	1				
27	1140020008	WASHER, spring	5				
28	1140020010	WASHER, spring	4				
29	1100040635	BOLT	2				link type
	1100240640	BOLT	2				hydraulic type
30	0003600025	WASHER	4				
31	0343229200	BOLT	1				
32	1225000008	WASHER	2				
	F316a2L						



E3-18a-1-D

ENGINE & ACCESSORIES 1

Item	Part number	Description	Qty	Chan.	Serial No.	Serv.	Remarks
1	0354001100	FOOT, engine	1				
2	0354001200	FOOT, engine	1				
3	0354001300	BRACKET	1				
4	0354000500	ABSORBENT	1				
5	0354001500	ABSORBENT	1				
6	0354000700	ABSORBENT	1				
7	0434004100	FOOT, engine	1				
8	0434004200	FOOT, engine	1				
9	0434004700	BRACKET	2				
10	0434004600	STOPPER	1				
11	0434004800	STOPPER	1				
12	0003608252	WASHER	7				
13	0003600026	WASHER	2				
14	1651014003	RUBBER, cushion	3				
15	1651044003	RUBBER, cushion	1				
16	1651040002	RUBBER, cushion	3				
17	1702430280	CABLE, earth	1				
18	1100040816	BOLT	7				
19	1100041016	BOLT	2				
20	1100041025	BOLT	14				
21	1100041030	BOLT	4				
22	1100041035	BOLT	4				
23	1130040012	NUT	12				
24	1140020008	WASHER, spring	10				
25	1140020010	WASHER, spring	24				
26	1140020012	WASHER, spring	4				
27	1130040008	NUT	6				
28	1140330010	WASHER	2				
29	1141110008	WASHER	3				
30	1141110010	WASHER	4				
31	1141550012	WASHER	2				
32	1910083001	ENGINE	1		1255001~1256975		Y 3TN84L-RTBZ
	1910120001	ENGINE	1		1256976~		Y 3TNE84-TBZ
33	1910067602	RADIATOR	1				Y 129132-44500
34	1910067051	GUARD, fun	1				Y 129132-44590
35	0354001700	BRACKET	1		1255583~		
36	1100040616	BOLT	2		1255583~		
37	1141110006	WASHER	2		1255583~		
38	1140020006	WASHER, spring	2		1255583~		
	E318a3L						

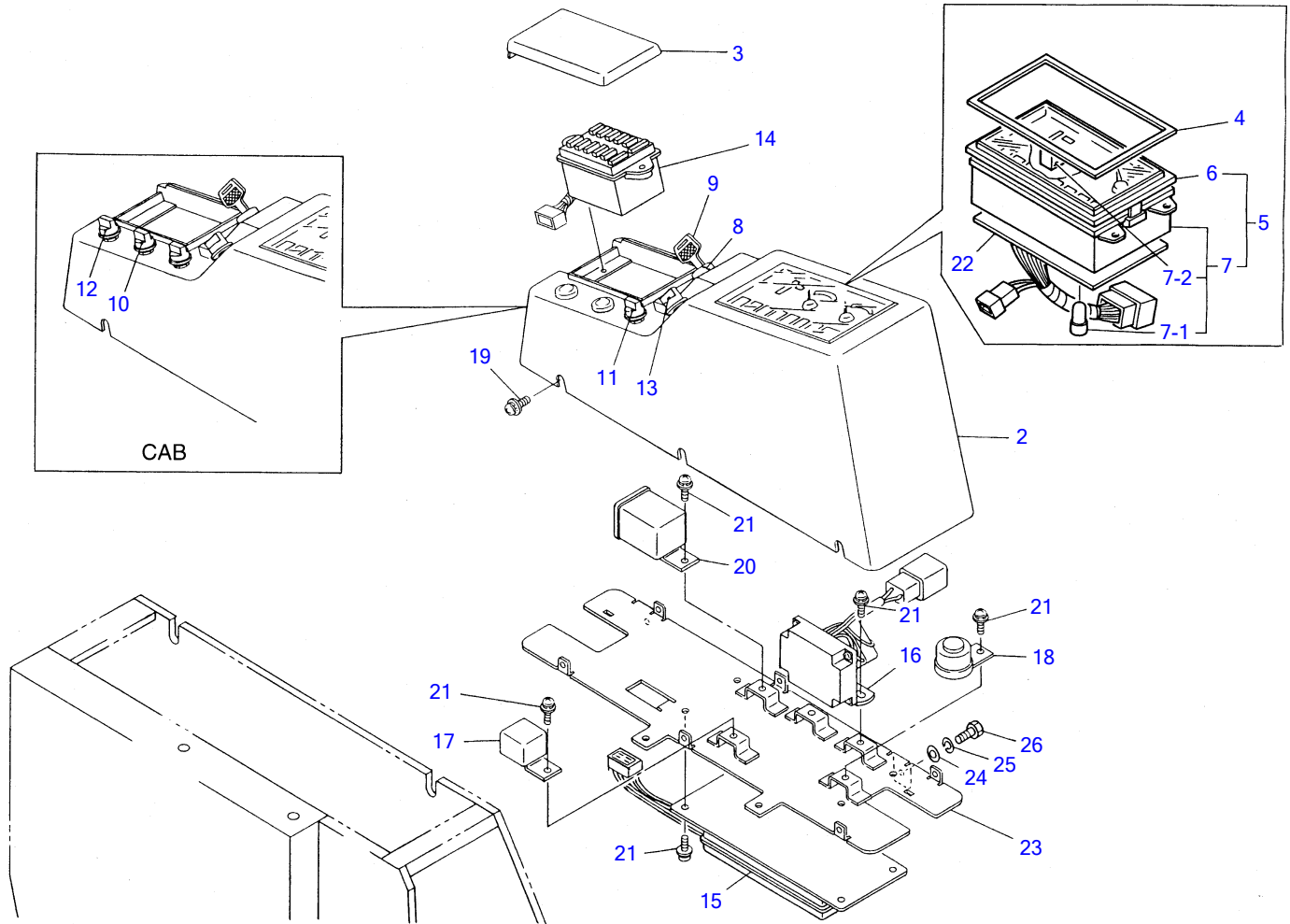


E3-19a-4-D

ENGINE & ACCESSORIES 2

Item	Part number	Description	Q'ty	Chan.	Serial No.	Serv.	Remarks
1	0354001400	BRACKET	1				
2	1531407033	HOSE	1				sold by the meter
3	1531407055	HOSE	1				sold by the meter
4	1100040830	BOLT	4				
5	1531115048	HOSE	1				sold by the meter
6	1533120011	BAND	4				
7	1100040816	BOLT	2				
8	1100040825	BOLT	1				
9	1100041016	BOLT	2				
10	1140020008	WASHER, spring	18				
11	1140020010	WASHER, spring	2				
12	1130040008	NUT	10				
13	1533201012	U-BOLT	1				
14	1910067611	HOSE	1				Y 119860-49010
15	1910067612	HOSE	1				Y 119860-49020
16	1910067024	HOSE	1		1255001~1256975		Y 129132-12210
	1910081024	HOSE	1	(H)	1256976~		Y 129132-12220
17	1910047040	TANK	1				Y 171064-44510
18	1910047052	BRACKET	1				Y 121256-44600
19	1910047047	BAND	1				Y 124450-44550
20	1910078037	DRAIN	1				Y 129150-49100
21	1910006013	BAND	4				Y 23010-03800
22	1910032047	BAND	1				Y 23000-060000
23	1910083005	SILENCER	1				Y 129132-13500
24	1910083021	PIPE	1				Y 129132-13170
25	1910050015	CLAMP	1		1255001~1256975		Y 121120-13580
	1910120023	CLAMP	1		1256976~		Y 121120-13590
26	1910083024	PIPE	1				Y 129132-13160
27	1910083051	SUPPORT (R.H.)	1				Y 129130-13650
28	1910083052	SUPPORT (L.H.)	1				Y 129130-13660
29	1910083053	BAND	1				Y 129111-13670
30	1910083054	BAND	1				Y 129111-13680
31	1910051022	GASKET	2				Y 124701-11910
32	1100040820	BOLT	2				
33	0007300035	CLAMP	2				
34	1100040835	BOLT	4				
35	1554502250	PLUG	1				for EU
36	1541400722	WASHER	1				for EU
37	1554512600	TUBE	1				for EU
38	1910120117	SUPPORT	1		1256976~		Y 129136-66852

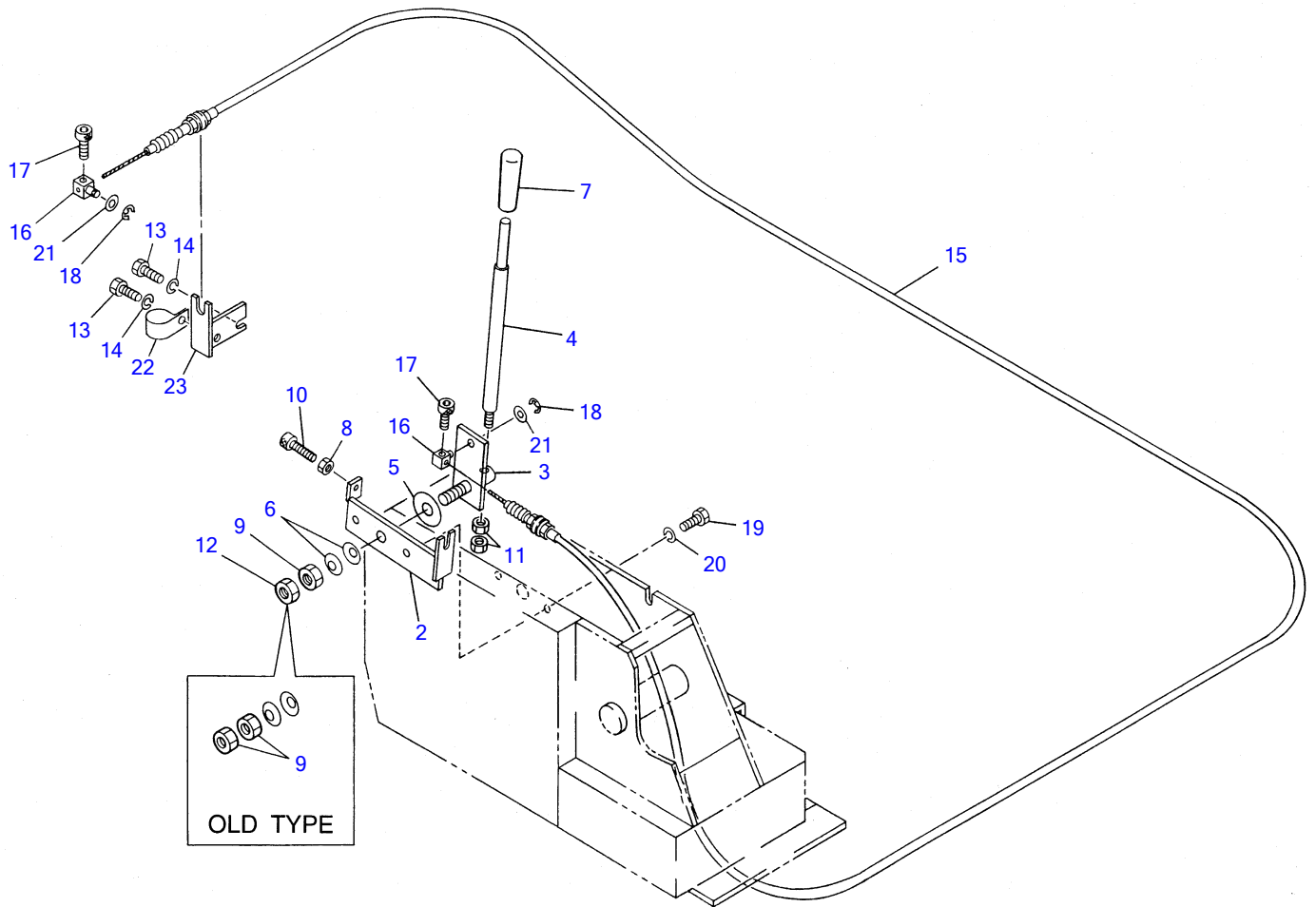
E319a5L



K2-20a-8-D

CONTROL BOX

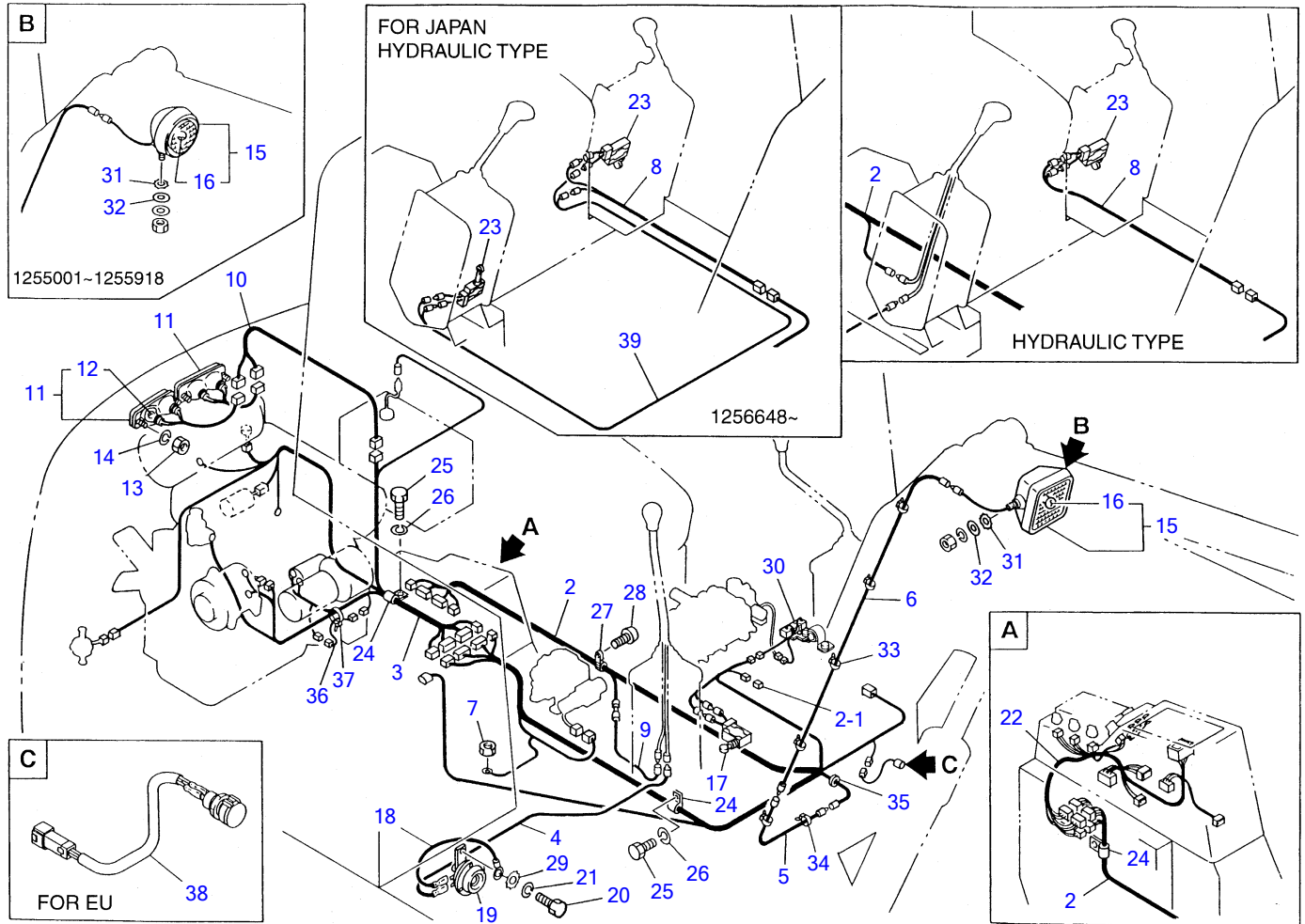
Item	Part number	Description	Q'ty	Chan.	Serial No.	Serv.	Remarks
1	1730140290	INSTRUMENT PANEL	1		1255001~1255560		canopy
	1730140360	INSTRUMENT PANEL	1	(H)	1255561~		canopy
	9730140292	INSTRUMENT PANEL	1		1255001~1255560		cab
	9730140362	INSTRUMENT PANEL	1	(H)	1255561~		cab
2	1730140171	• PANEL	1				
3	1730140172	• COVER	1				
4	1730140173	• GASKET	1				
5	1730145250	• GAUGE, cluster	1				11020-KW9000
6	1730140174	• • COVER, front	1				
7	1730140175	• • HOUSING	1				
7-1	1730140216	• • • BULB	11				12V, 2W
7-2	1730100400	• • • METER, hour	1				
8	1700100018	• SWITCH, starter	1		1255001~1255560		
	1700100023	• SWITCH, starter	1	(H)	1255561~		
9	1700100019	• KEY	1				
10	1704300007	• SWITCH, wiper	1				cab
11	1701000600	• SWITCH, light	1				
12	1911503400	• SWITCH, heater	1				cab
13	1700100017	• SWITCH, flasher	1				
14	1701201500	• BOX, fuse	1				
15	1730140240	• UNIT-CONTROL	1				
16	1910080106	• RELAY, safety	1				Y 129136-77100
17	1711900028	• RELAY	1		old type		
	1711900042	• RELAY	1	(H)	new type		
18	1703000002	• BUZZER	1				
19	1150120416	• BOLT	6				
20	1711900029	• UNIT, flasher	1				
21	1122500610	• SCREWY	9				
22	1730140178	• CIRCUIT ASSY	1				
23	1730140179	• PLATE ASSY	1				
24	1141190006	WASHER	4				
25	1140090006	WASHER, spring	4				
26	1100090616	BOLT	4				
	K220a8L						



F3-21a-2-D

ENGINE CONTROL

Item	Part number	Description	Q'ty	Chan.	Serial No.	Serv.	Remarks
1	0364190010	CONTROL ASSY, engine	1		old type		
	0364190020	CONTROL ASSY, engine	1		new type		
2	0344100100	• PLATE	1				
3	0354101200	• LEVER	1	(L)	old type		
	0364110200	• LEVER	1	(H)	new type		
4	0364110100	• SHAFT	1				
5	0344100400	• WASHER	1				
6	1225110014	• SPRING, conical	2				
7	1650132050	• GRIP	1				
8	1130040008	• NUT	1				
9	1130540014	• NUT	2		old type		
	1130540014	• NUT	1		new type		
10	1121040825	• SCREW, cap	1				
11	1130140010	• NUT	2				
12	1130640014	• NUT	1		new type		
13	1100040816	BOLT	2				
14	1140020008	WASHER, spring	2				
15	0354101100	WIRE	1				
16	0007900020	PIN	2				
17	1110040510	BOLT, socket	2				
18	1224010006	E-RING	2				
19	1100041030	BOLT	2				
20	1140020010	WASHER, spring	2				
21	1141110008	WASHER	2				
22	0007300013	CLAMP	1				
23	0354000400	BRACKET	1				
	F321a2L						

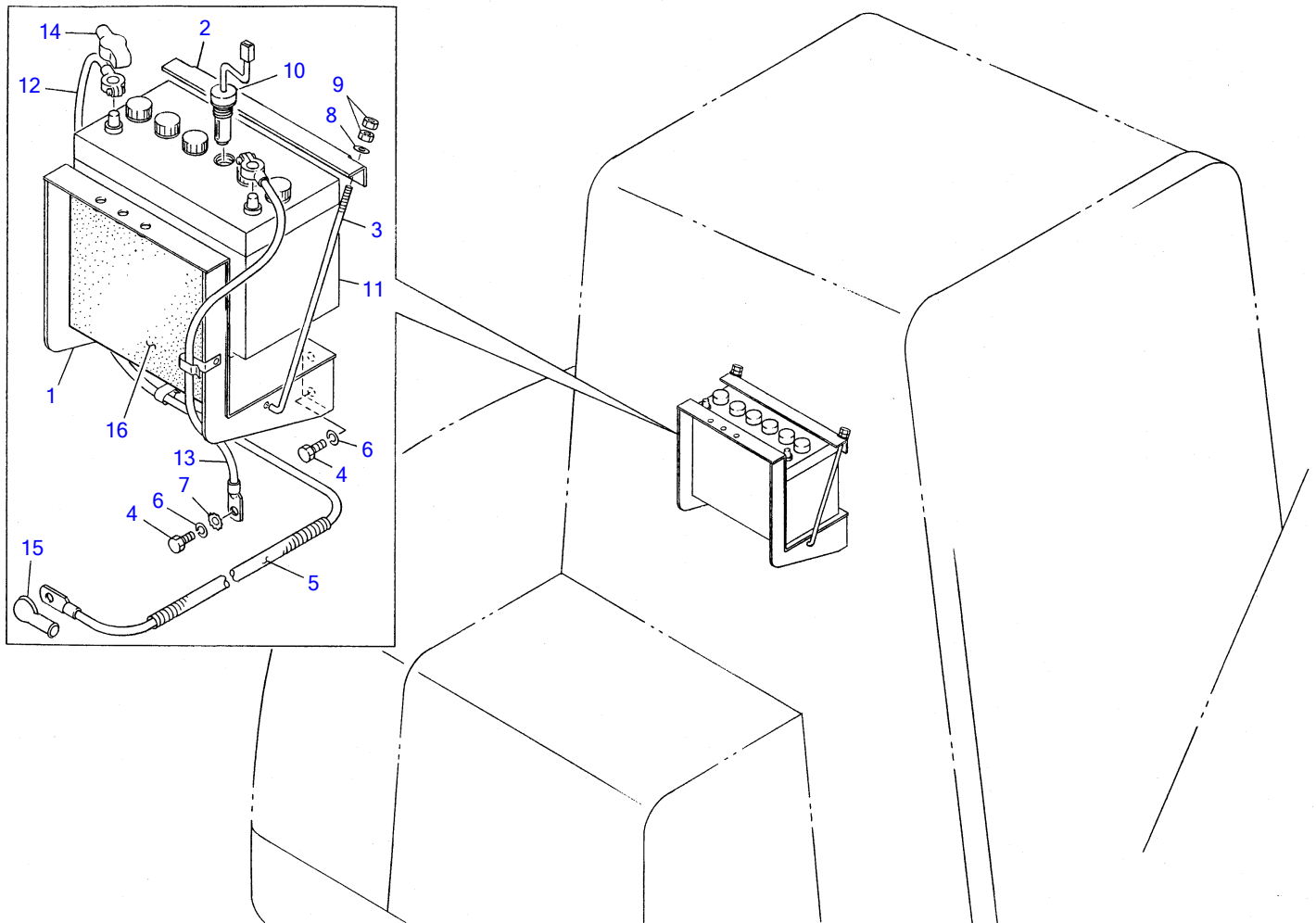


E3-22a-5-D

ELECTRICAL 1

Item	Part number	Description	Q'ty	Chan.	Serial No.	Serv.	Remarks
1	0354290000	HARNESS ASSY, wiring	1		1255001~1256368		
	0354290010	HARNESS ASSY, wiring	1		1256369~1256975		
	0354290020	HARNESS ASSY, wiring	1		1256976~		
2	0354202100	· HARNESS, wiring	1		1255001~1256368		
	0354204100	· HARNESS, wiring	1		1256369~		
2-1	1730500008	· · DIODE	2				
3	0354202200	· HARNESS, wiring	1		1255001~1256368		
	0354204200	· HARNESS, wiring	1		1256369~1256975		
	0354207100	· HARNESS, wiring	1		1256976~		
4	0354202400	WIRE	1				
5	0434200500	WIRE	1				
6	0434200600	WIRE	1		oldtyoe		
	0426009700	WIRE	1	(H)	new type		
7	1130040010	NUT	1				
8	0354202300	HARNESS, wiring	1				hydraulic type
9	0434200900	WIRE	1				link type
10	0358201120	HARNESS, wiring	1				
11	1703002000	LAMP ASSY	2				
12	1703002003	· BULB	2				
13	1130030004	NUT	4				
14	1140020004	WASHER, spring	4				
15	1703002500	LAMP ASSY	1		1255001~1255918		
	1703002700	LAMP ASSY	1		1255919~		
16	1703002508	· BULB	1		1255001~1255918		
	1703002706	· BULB	1		1255919~		
17	1700003502	SWITCH, limit	1		1255001~1255507		NC type
	1700003512	SWITCH, limit	1		1255508~		NO type
18	0424200700	WIRE	1				
19	1703500612	HORN	1				
20	1100040816	BOLT	1				
21	1140020008	WASHER, spring	1				
22	1730140176	HARNESS ASSY, wiring	1				
23	1700003540	SWITCH, limit	1		1255001~1255736		for Japan
	1700003504	SWITCH, limit	1		1255737~1256647		for Japan
	1700003504	SWITCH, limit	2		1256648~		for Japan
	1700003504	SWITCH, limit	1		1255001~1255738		
	1700003540	SWITCH, limit	1		1255739~		
24	0007300001	CLAMP	2				hydraulic type
	0007300001	CLAMP	3				link type
25	1100040812	BOLT	1				hydraulic type
	1100040812	BOLT	2				link type
26	1140020008	WASHER, spring	1				hydraulic type
	1140020008	WASHER, spring	2				link type
27	1652221051	BAND	1				
28	1120530512	SCREW	1				
29	1140330008	WASHER	1				
30	1901027850	UNIT, resistor	1				
31	1140330008	WASHER	1		1255001~1255918		
	1140330012	WASHER	1		1255919~		
32	1141110008	WASHER	1		1255001~1255918		
	1141110012	WASHER	1		1255919~		
33	1652200005	BAND	4				
34	1652201005	BAND	2				
35	1652041130	GROMMET	1				
36	0394202300	LINK, fusible	1		1256369~		
37	1652231250	BAND	1		1256369~		
38	0394203100	SOCKET ASSY	1		1256369~		for EU
39	0354206100	HARNESS, wiring	1		1256648~		for Japan

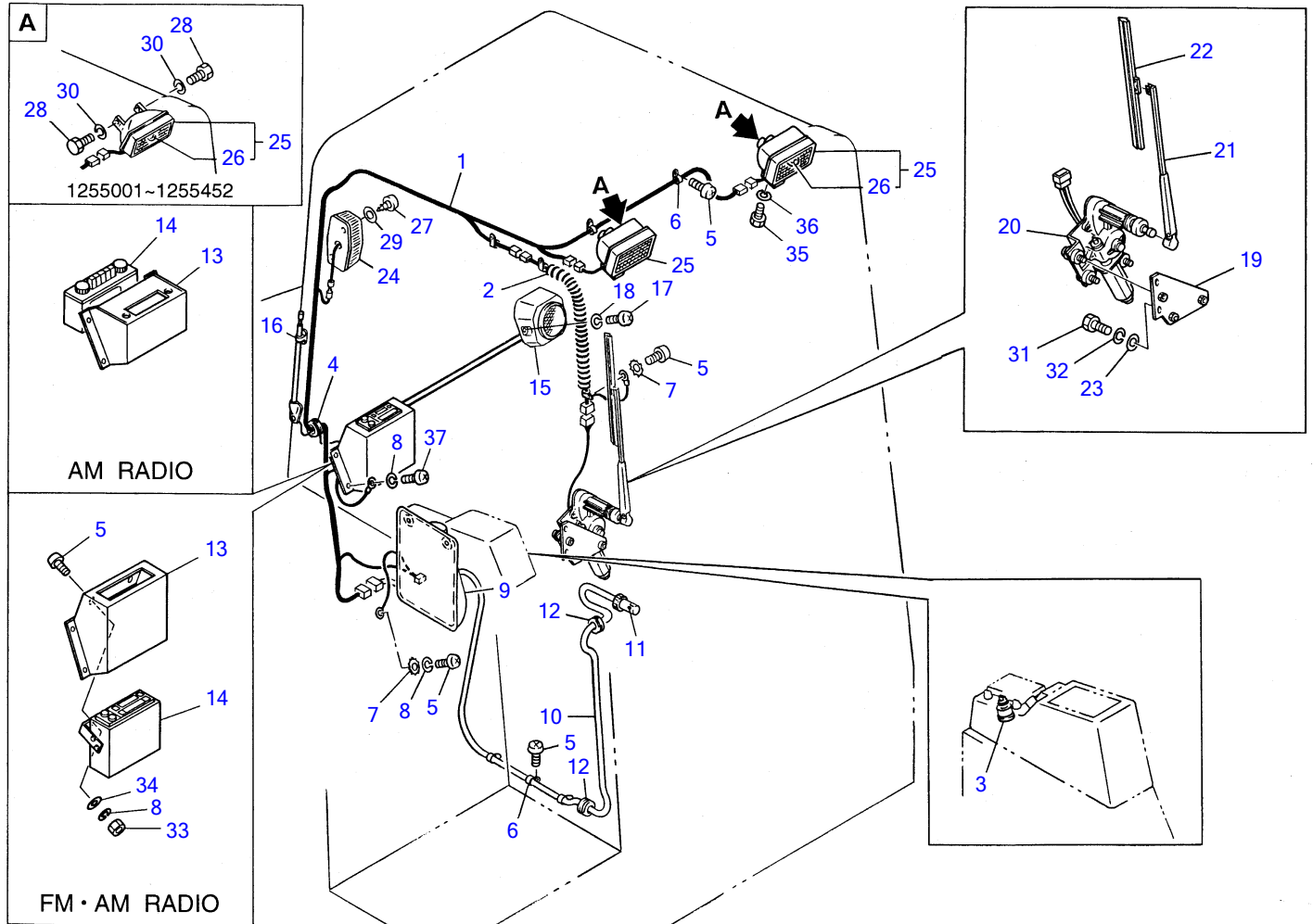
E322a6L



E3-22b-1-D

ELECTRICAL 2

Item	Part number	Description	Q'ty	Chan.	Serial No.	Serv.	Remarks
1	0354401100	BRACKET	1				
2	0094420100	CLAMP	1				
3	1702106270	BOLT	2				
4	1100041016	BOLT	5				
5	1703221317	PROTECTOR	1				sold by the meter
6	1140020010	WASHER, spring	5				
7	1140330010	WASHER	1				
8	1141110006	WASHER	2				
9	1130040006	NUT	4				
10	1700100003	SENSOR	1				
11	1702020070	BATTERY	1				
12	1702730125	CABLE, battery	1				
13	1702230062	CABLE, earth	1				
14	1702910006	COVER	1				
15	1910007119	COVER	1				
16	0354401200 E322b2L	ABSORBENT	1		1255793~		

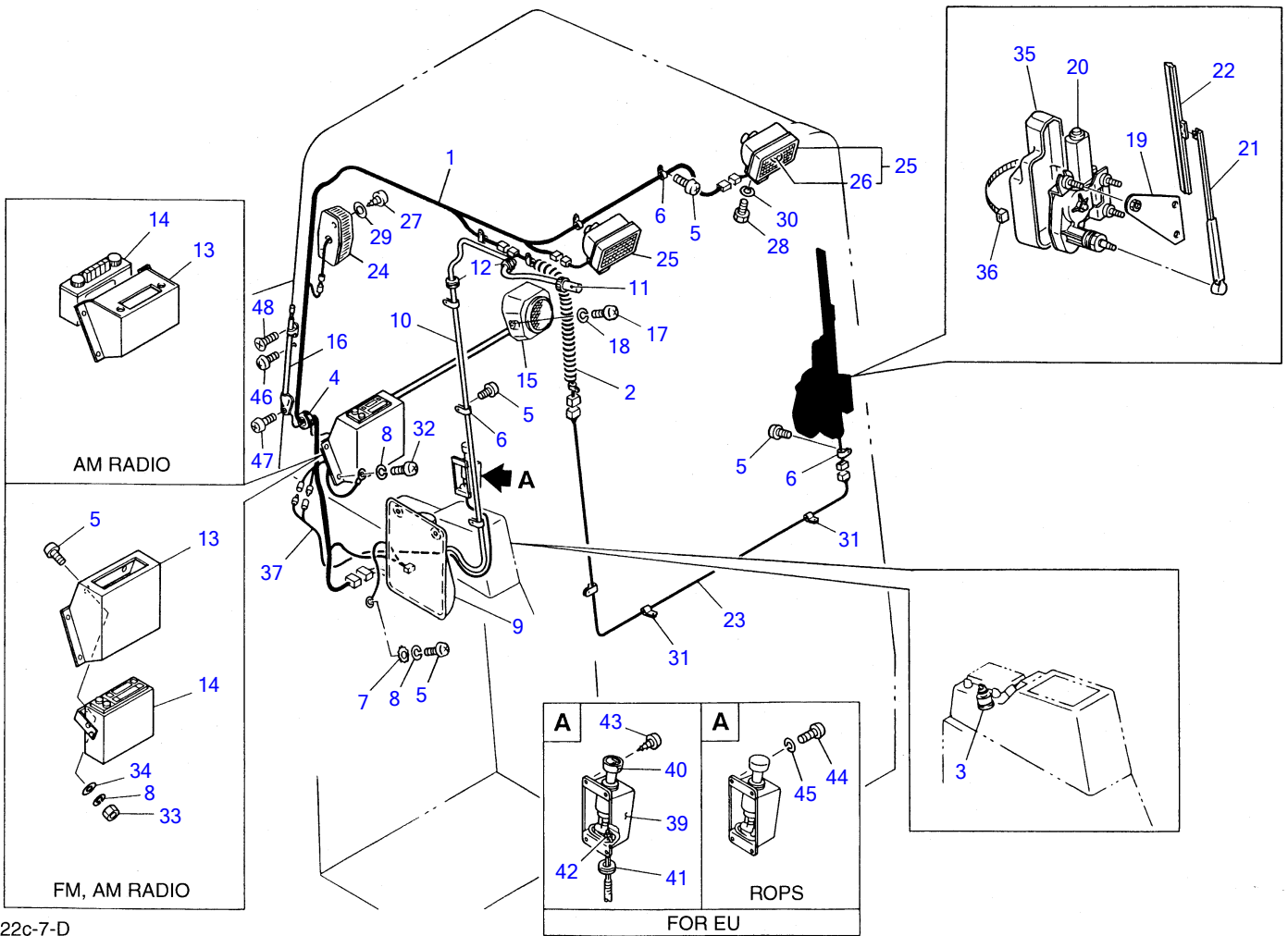


K2-22c-3-D

ELECTRICAL 3 (cab) (1255001~1255720)

Item	Part number	Description	Q'ty	Chan.	Serial No.	Serv.	Remarks
1	0398802100	HARNESS, wiring	1				
2	0398802200	HARNESS, wiring	1				
3	1704300007	SWITCH, wiper	1				
4	1652002202	GROMMET	1				
5	1120590512	SCREW	10				
6	1652221050	BAND	9				
7	1140330005	WASHER	1				
8	1140090005	WASHER, spring	5				
9	1711910021	CASE	1				
10	1711910023	HOSE	1				sold by the meter
11	1711910040	NOZZLE	1				
12	1652001002	GROMMET	2				
13	0394701100	COVER	1				AM radio
	0394703100	COVER	1				FM≠AM radio
14	1705015701	RADIO	1				AM radio
	1705015801	RADIO	1				FM≠AM radio
15	1705015702	SPEAKER	1				
16	1705015602	ANTENNA	1				
17	1120590416	SCREW	2				
18	1140090004	WASHER, spring	2				
19	0398612300	BRACKET	1				
20	1704051212	MOTOR, wiper	1				
21	1704140350	ARM, wiper	1				
22	1704206400	BLADE, wiper	1				
23	1141110006	WASHER	2				
24	1703001700	LAMP ASSY	1				
25	1703002200	LAMP ASSY	2		1255001~1255452		
	1703001900	LAMP ASSY	2		1255453~		
26	1703002201	• BULB	1		1255001~1255452		
	1703001901	• BULB	1		1255453~		
27	1122500408	SCREW	2				
28	1100040620	BOLT	4		1255001~1255452		
29	1141110004	WASHER	2				
30	1140020006	WASHER, spring	4		1255001~1255452		
31	1100040615	BOLT	2				
32	1140020006	WASHER, spring	2				
33	1130030005	NUT	2				
34	1141190005	WASHER	2				
35	1100090812	BOLT	2		1255453~		
36	1140090008	WASHER, spring	2		1255453~		
37	1120590516	SCREW	4				

K222c4L

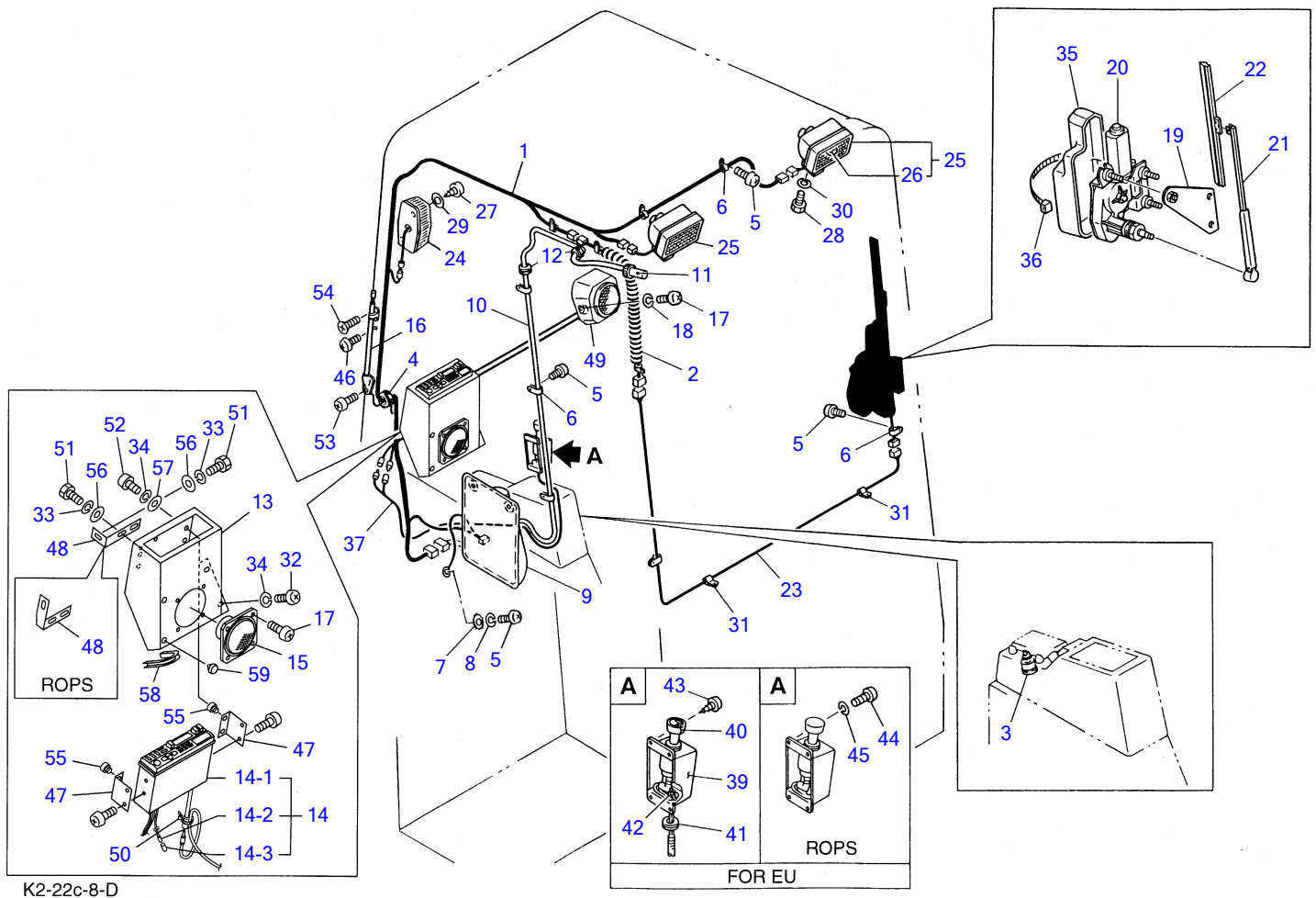


K2-22c-7-D

ELECTRICAL 3 (cab) (1255721~1257790)

Item	Part number	Description	Q'ty	Chan.	Serial No.	Serv.	Remarks
1	0398802100	HARNESS, wiring	1		old type		
	0398804100	HARNESS, wiring	1		new type		
2	0398802200	HARNESS, wiring	1				
3	1704300007	SWITCH, wiper	1				
4	1652002202	GROMMET	1				
5	1120590512	SCREW	12				
6	1652221050	BAND	11				
7	1140330005	WASHER	1				
8	1140090005	WASHER, spring	5				
9	1711910021	CASE	1		old type		
	1711910012	CASE	1		new type		
10	1711910023	HOSE	1		old type		sold by the meter
	1711910013	HOSE	1		new type		sold by the meter
11	1711910040	NOZZLE	1				
12	1652001002	GROMMET	2				
13	0394701100	COVER	1				AM radio
	0394703100	COVER	1				FM≠AM radio
14	1705015701	RADIO	1				AM radio
	1705015801	RADIO	1				FM≠AM radio
15	1705015702	SPEAKER	1				
16	1705015602	ANTENNA	1	(L)	old type		
	1705001980	ANTENNA	1		new type		
17	1120590416	SCREW	2				
18	1140090004	WASHER, spring	2				
19	0438601330	BRACKET	1				
20	1704051212	MOTOR, wiper	1				
21	1704140350	ARM, wiper	1				
22	1704206400	BLADE, wiper	1				
23	0398803100	HARNESS, wiring	1				
24	1703001700	LAMP ASSY	1				
25	1703001900	LAMP ASSY	2				
26	1703001901	· BULB	1				
27	1122500408	SCREW	2				
28	1100090812	BOLT	2				
29	1141110004	WASHER	2				
30	1140020008	WASHER, spring	2				
31	1652400007	CLAMP	2				
32	1120590516	SCREW	4				
33	1130030005	NUT	2				
34	1141190005	WASHER	2				
35	1704400001	COVER	1				
36	1652221050	BAND	1				
37	0394204100	HARNESS, wiring	1				for EU
38	0394204200	LIGHTER ASSY	1				for EU
39	0394204210	· BRACKET	1				for EU
40	1711900059	· LIGHTER	1				for EU
41	1652051600	· GROMMET	1				for EU
42	1652201004	· BAND	1				for EU
43	1122500408	SCREW	4				for EU
44	1120590408	SCREW	4				for EU, 0113½/ROPS
45	1140090004	WASHER, spring	4				for EU, 0113½/ROPS
46	1120530406	SCREW	1		new type		
47	1120530416	SCREW	1				
48	1120730416	SCREW	1				

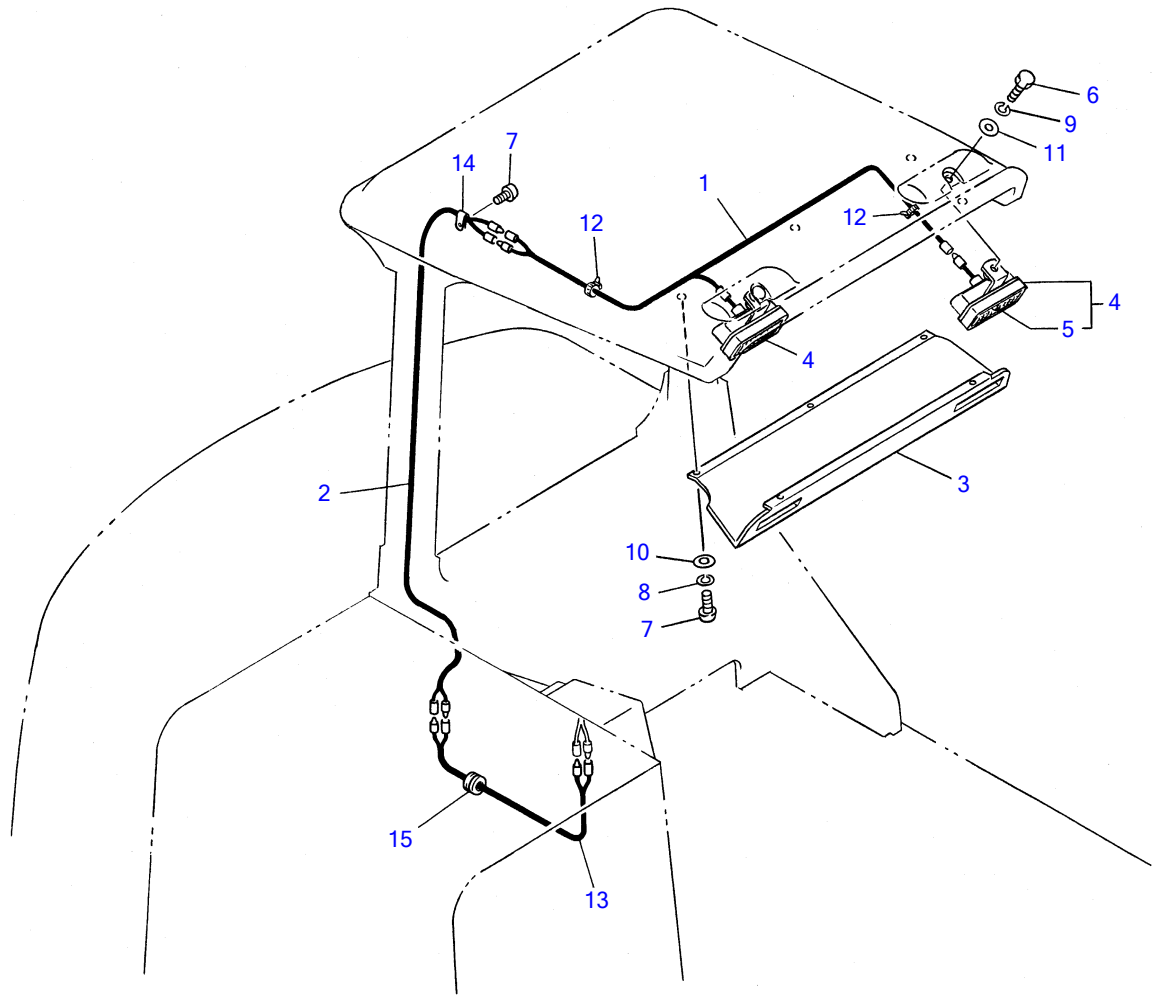
K222c8L



K2-22c-8-D

ELECTRICAL 3 (cab) (1257791~)

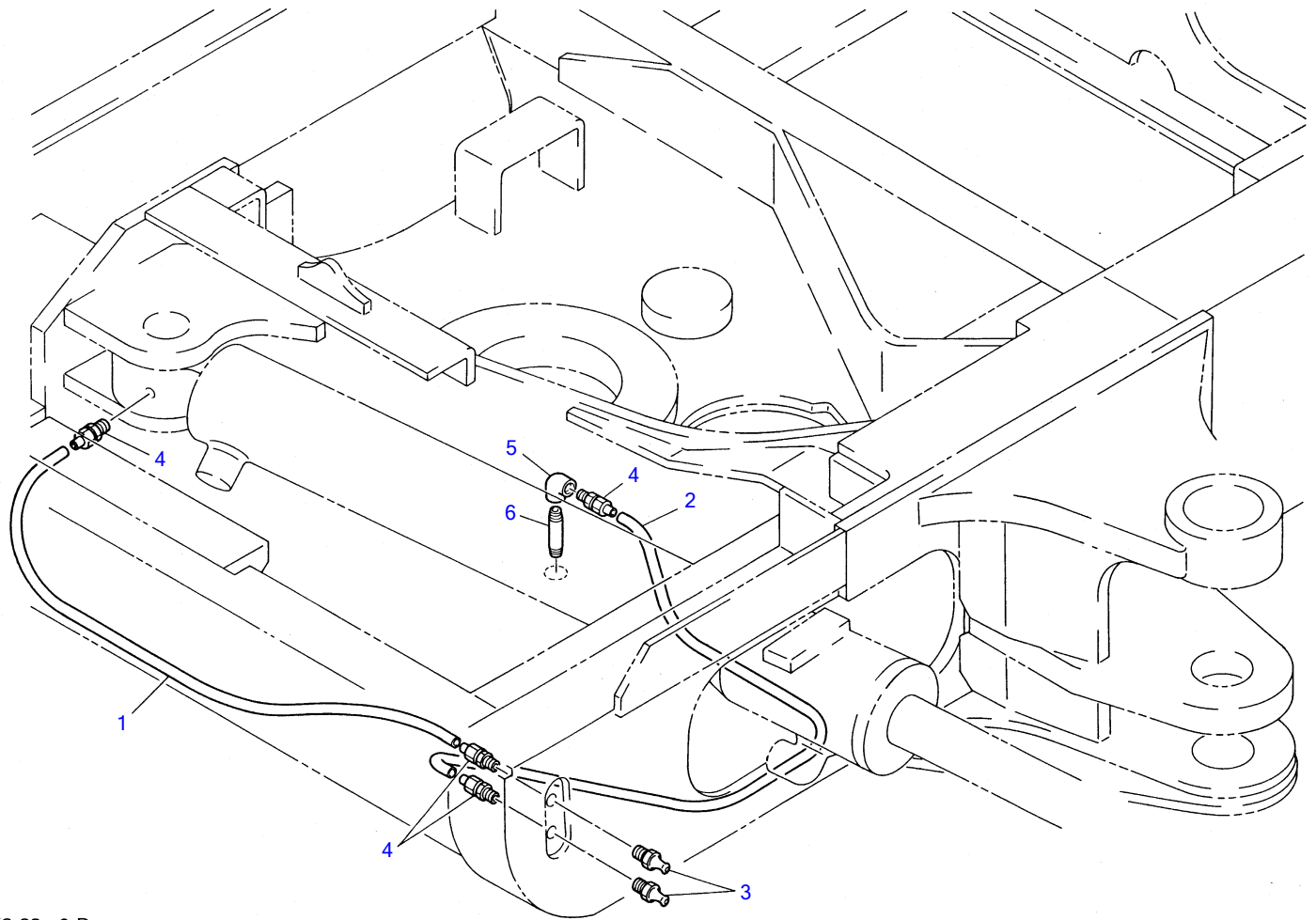
Item	Part number	Description	Q'ty	Chan.	Serial No.	Serv.	Remarks
1	0398804100	HARNESS, wiring	1				
2	0398802200	HARNESS, wiring	1				
3	1704300007	SWITCH, wiper	1				
4	1652002202	GROMMET	1				
5	1120590512	SCREW	10				
6	1652221050	BAND	11				
7	1140330005	WASHER	1				
8	1140020005	WASHER, spring	1				
9	1711910012	CASE	1				
10	1711910013	HOSE	1				sold by the meter
11	1711910040	NOZZLE	1				
12	1652001002	GROMMET	2				
13	0394705100	COVER	1				
14	X 0334704200	CASSETTE STEREO ASSY	1				for EC
	X 0334704300	CASSETTE STEREO ASSY	1				for U.S.A.
	X 0334704400	CASSETTE STEREO ASSY	1				for JAPAN
14-1	1705003600	· CASSETTE STEREO	1				for EC
	1705003700	· CASSETTE STEREO	1				for U.S.A.
	1705003800	· CASSETTE STEREO	1				for JAPAN
14-2	1702700002	· SOCKET	1				
14-3	1702700004	· SLEEV	1				
15	1705015703	SPEAKER	1				
16	1705001980	ANTENNA	1				
17	1120590416	SCREW	6				
18	1140090004	WASHER, spring	2				
19	0438601330	BRACKET	1				
20	1704051212	MOTOR, wiper	1				
21	1704140350	ARM, wiper	1				
22	1704206400	BLADE, wiper	1				
23	0398803100	HARNESS, wiring	1				
24	1703001700	LAMP ASSY	1				
25	1703001900	LAMP ASSY	2				
26	1703001901	· BULB	1				
27	1122500408	SCREW	2				
28	1100090812	BOLT	2				
29	1141110004	WASHER	2				
30	1140020008	WASHER, spring	2				
31	1652400007	CLAMP	2				
32	1120530516	SCREW	4				
33	1140020006	WASHER, spring	3				
34	1140020005	WASHER, spring	8				
35	1704400001	COVER	1				
36	1652221050	BAND	1				
37	0394204100	HARNESS, wiring	1				for EU
38	0394204200	LIGHTER ASSY	1				for EU
39	0394204210	· BRACKET	1				for EU
40	1711900059	· LIGHTER	1				for EU
41	1652051600	· GROMMET	1				for EU
42	1652201004	· BAND	1				for EU
43	1122500408	SCREW	4				for EU
44	1120590408	SCREW	4				for EU, U ¹ / ₁₆ "/ROPS
45	1140090004	WASHER, spring	4				for EU, U ¹ / ₁₆ "/ROPS
46	1120530406	SCREW	1				
47	0394705010	BRACKET	2				
48	0394705020	STAY	1				
	0394708010	STAY	1				ROPS
49	1705015702	SPEAKER	1				
50	1652231100	BAND	1				
51	1100030616	BOLT	3				
52	1120530520	SCREW	4				
53	1120530416	SCREW	1				
54	1120730416	SCREW	1				
55	1652520002	RUBBER, cushion	4				
56	1141110006	WASHER	3				
57	1141110005	WASHER	4				
58	1653917007	TRIM	1				sold by the meter
59	1652533020	CAP	2				
	K222c9L						



E3-22d-3-D

ELECTRICAL 4 (canopy)

Item	Part number	Description	Q'ty	Chan.	Serial No.	Serv.	Remarks
1	0358402400	HARNESS, wiring	1		old type		
	0358407100	HARNESS, wiring	1	(H)	new type		
2	0358402500	HARNESS, wiring	1		old type		
	0358407200	HARNESS, wiring	1	(H)	new type		
3	0358402700	COVER	1				
4	1703001900	LAMP ASSY	2				
5	1703001901	• BULB	1				
6	1100040825	BOLT	2				
7	1120590512	SCREW	5		old type		
	1120590512	SCREW	6		new type		
8	1140090005	WASHER, spring	5				
9	1140020008	WASHER, spring	2				
10	1141190005	WASHER	5				
11	1141110008	WASHER	2				
12	1652200004	BAND	2				
13	0358407300	HARNESS, wiring	1		new type		
14	1652221051	BAND	1		new type		
15	1652001002	GROMMET	1				
	E322d4L						

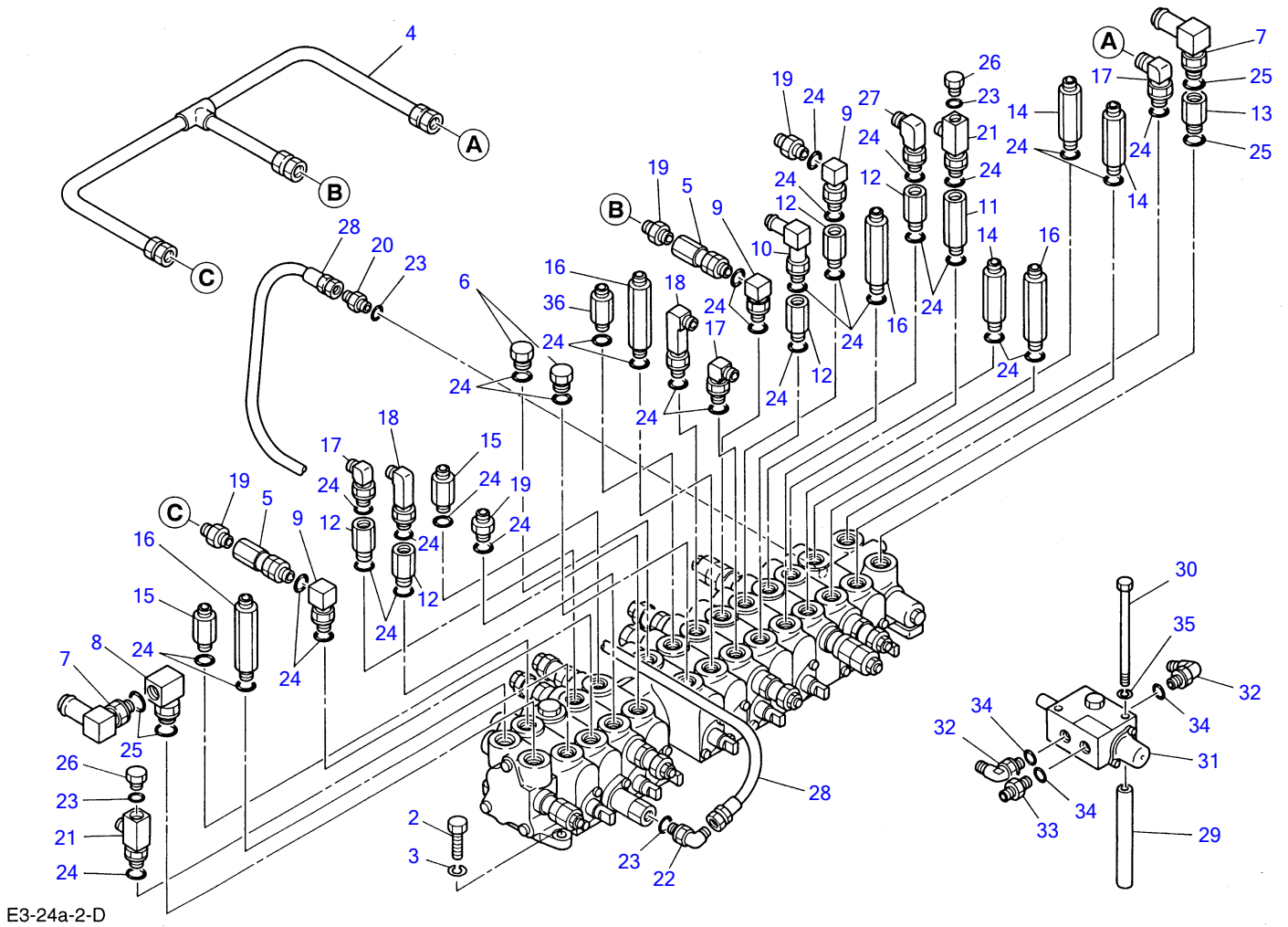


E3-23a-0-D

GREASE PIPING

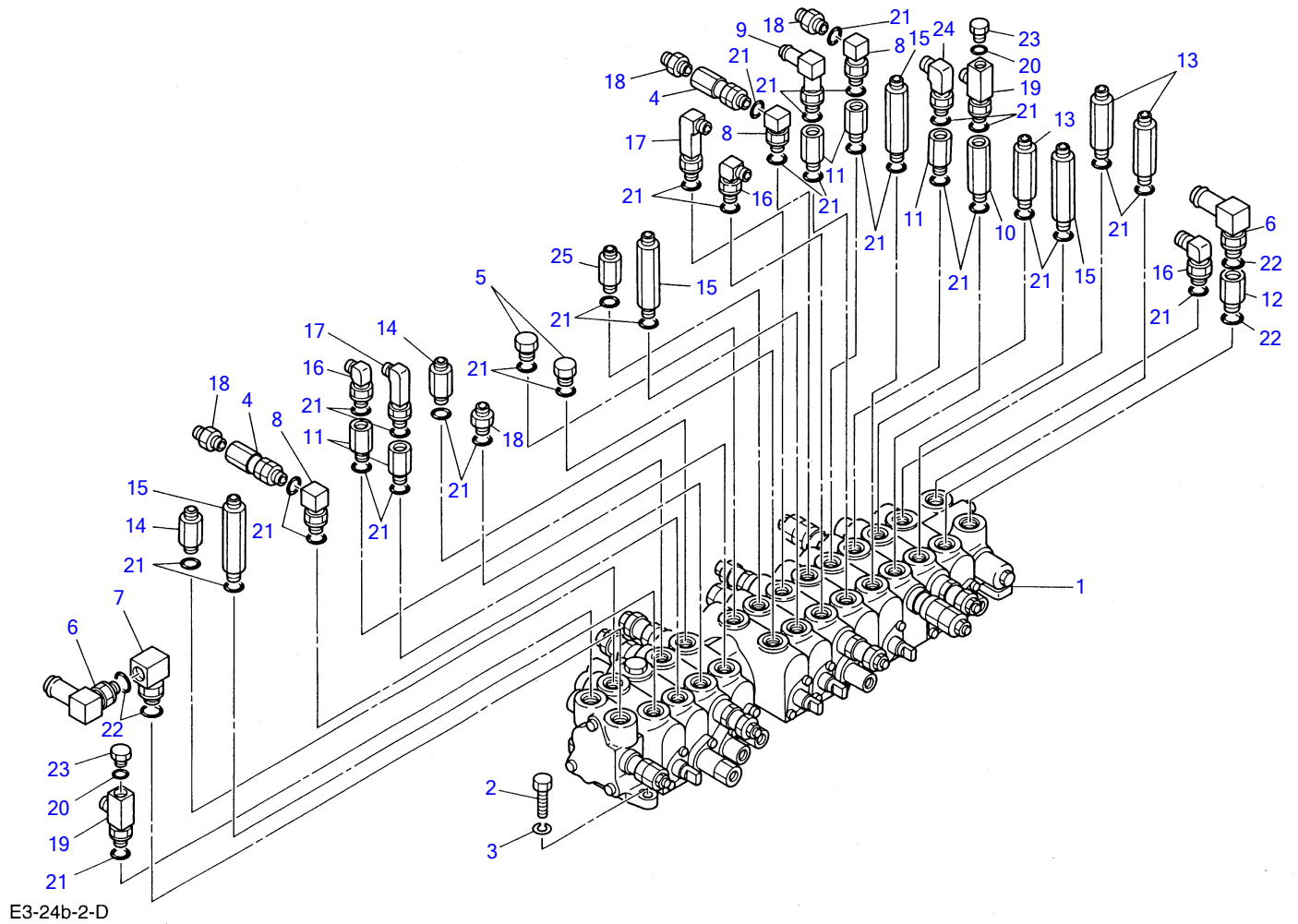
Item	Part number	Description	Q'ty	Chan.	Serial No.	Serv.	Remarks
1	1532020682	TUBE	1				sold by the meter
2	1532020669	TUBE	1				sold by the meter
3	1560001000	NIPPLE, grease	2				
4	1532520601	ADAPTOR	4				
5	1508010001	ELBOW	1				
6	0009101055	ADAPTOR	1				
	E323a1L						

TB025 Book No. PE3-102Z4 S/N1255001-1258249
VALVE & ACCESSORIES (link type)



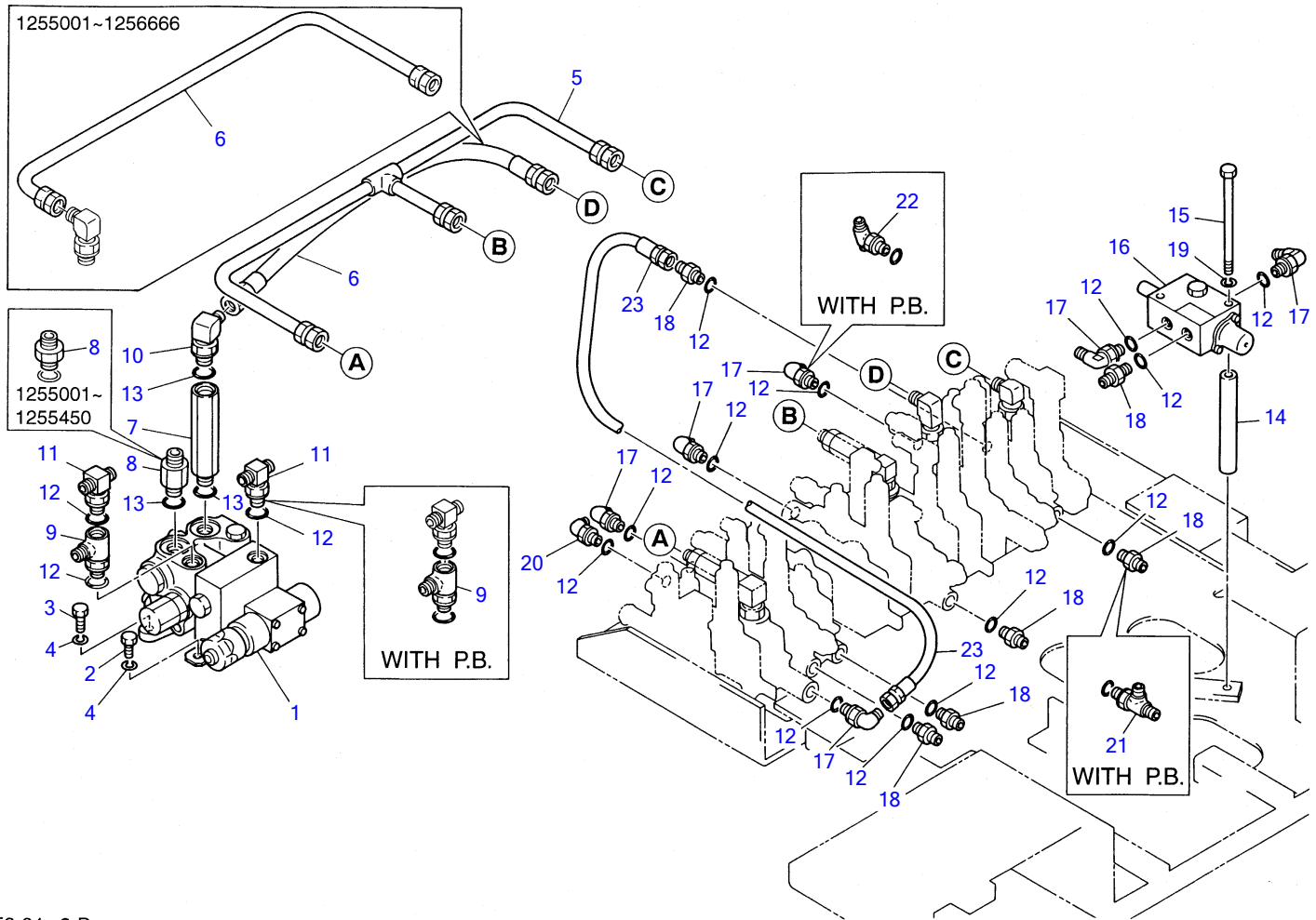
VALVE & ACCESSORIES (link type)

Item	Part number	Description	Q'ty	Chan.	Serial No.	Serv.	Remarks
1	1901027800	VALVE, control	1		1255001~1257016		
	1901034900	VALVE, control	1	(H)	1257017~		
2	1100040830	BOLT	3				
3	1140020008	WASHER	3				
4	0355003100	PIPE	1				
5	1901719600	VALVE, check	2		1255001~1257016		
	1901728900	VALVE, check	2	(H)	1257017~		
6	1501750003	PLUG	2		1255001~1257016		
7	1513350006	ELBOW	2				
8	1513300015	ELBOW	1				
9	1513300017	ELBOW	3				
10	1513350001	ELBOW	1				
11	0007213014	BUSHING	1				
12	0007213016	BUSHING	5				
13	0007213010	BUSHING	1				
14	0007203032	ADAPTOR	3				
15	0007203021	ADAPTOR	2				
16	0007203027	ADAPTOR	4				
17	1515010041	ELBOW	3				
18	1515010511	ELBOW	2				
19	1515600201	ADAPTOR	4				
20	1515600200	ADAPTOR	1				
21	1512340007	ELBOW	2				
22	1515010040	ELBOW	1				
23	1420010110	O-RING	4				
24	1420010140	O-RING	37		1255001~1257016		
	1420010140	O-RING	35		1257017~		
25	1420010180	O-RING	4				
26	1501750002	PLUG	2				
27	1515010131	ELBOW	1				
28	1935206070	HOSE ASSY	1				
29	0353212200	PIPE	2				
30	1100140825	BOLT	2				
31	1901720300	VALEVE, shut off	1				
32	1515010040	ELBOW	2				
33	1515600200	ADAPTOR	1				
34	1420010110	O-RING	3				
35	1140020008	WASHER, spring	2				
36	0007203038	ADAPTOR	1				
	E324a2L						



VALVE & ACCESSORIES 1 (hydraulic type)

Item	Part number	Description	Q'ty	Chan.	Serial No.	Serv.	Remarks
1	1901027900	VALVE, control	1		1255001~1257016		
	1901035000	VALVE, control	1	(H)	1257017~		
2	1100040830	BOLT	3				
3	1140020008	WASHER, spring	3				
4	1901719600	VALVE, check	2		1255001~1257016		
	1901728900	VALVE, check	2	(H)	1257017~		
5	1501750003	PLUG	2				
6	1513350006	ELBOW	2				
7	1513300015	ELBOW	1				
8	1513300017	ELBOW	3				
9	1513350001	ELBOW	1				
10	0007213014	BUSHING	1				
11	0007213016	BUSHING	5				
12	0007213010	BUSHING	1				
13	0007203032	ADAPTOR	3				
14	0007203021	ADAPTOR	2				
15	0007203027	ADAPTOR	4				
16	1515010041	ELBOW	3				
17	1515010511	ELBOW	2				
18	1515600201	ADAPTOR	4				
19	1512340007	ELBOW	2				
20	1420010110	O-RING	2				
21	1420010140	O-RING	37				
22	1420010180	O-RING	4				
23	1501750002	PLUG	2				
24	1515010131	ELBOW	1				
25	0007203038	ADAPTOR	1				
	E324b3L						



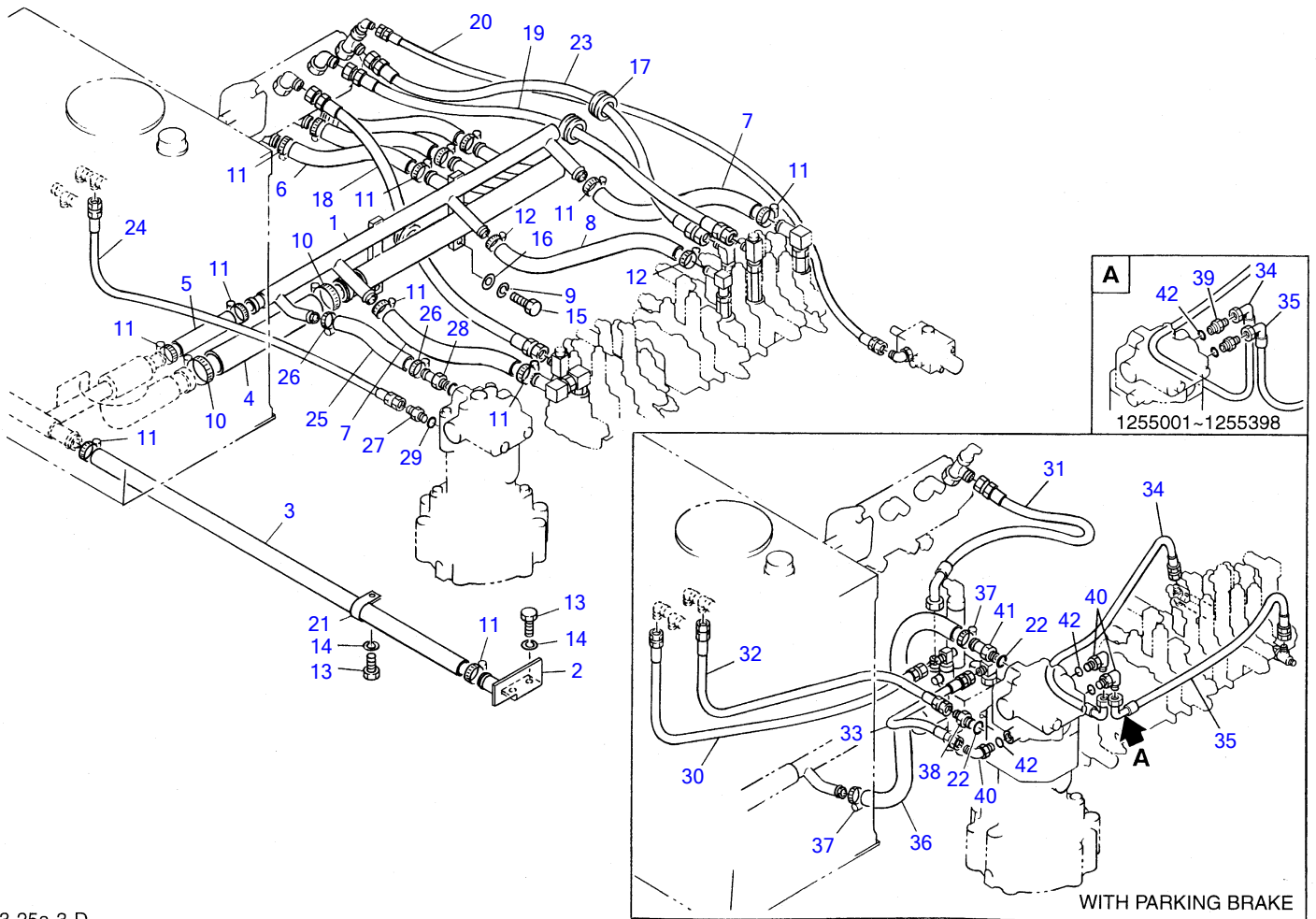
E3-24c-3-D

VALVE & ACCESSORIES 2 (hydraulic type)

Item	Part number	Description	Q'ty	Chan.	Serial No.	Serv.	Remarks
1	1901719900	VALVE, sub	1		1255001~1255540		
	1901723600	VALVE, sub	1	(H)	1255541~1255738		
	1901724300	VALVE, sub	1	A (H)	1255739~1256665		
	1901728200	VALVE, sub	1	a (H) ll«	1256666~1257232		
	1901730200	VALVE, sub	1	(H)	1257233~		
2	1100040820	BOLT	2				
3	1100040830	BOLT	1				
4	1140020008	WASHER, spring	3				
5	0355003100	PIPE	1				
6	0355003200	PIPE	1	A	1255001~1256665		
	1802240059	HOSE ASSY	1	a (H)	1256666~		
7	0007213026	BUSHING	1				
8	0007203033	ADAPTOR	1		1255001~1255450		
	0007203041	ADAPTOR	1	(H)	1255451~		
9	1512340001	TEE	1				
	1512340001	TEE	2				with P.B.
10	1515010042	ELBOW	1				
11	1512370010	TEE	2				
12	1420010110	O-RING	16				
13	1420010180	O-RING	3				
14	0353212200	PIPE	2				
15	1100140825	BOLT	2				
16	1901720300	VALVE, shut off	1				
17	1515010040	ELBOW	6				
	1515010040	ELBOW	5				with P.B.
18	1515600200	ADAPTOR	6				with P.B.
	1515600200	ADAPTOR	5				
19	1140020008	WASHER, spring	2				
20	1515100100	ELBOW	1				
21	1512370011	TEE	1				with P.B.
22	1512370010	TEE	1				with P.B.
23	1935206070	HOSE ASSY	1				

NOTE
1.A SET "A" and a SET "a" have interchangeability.

E324c5L

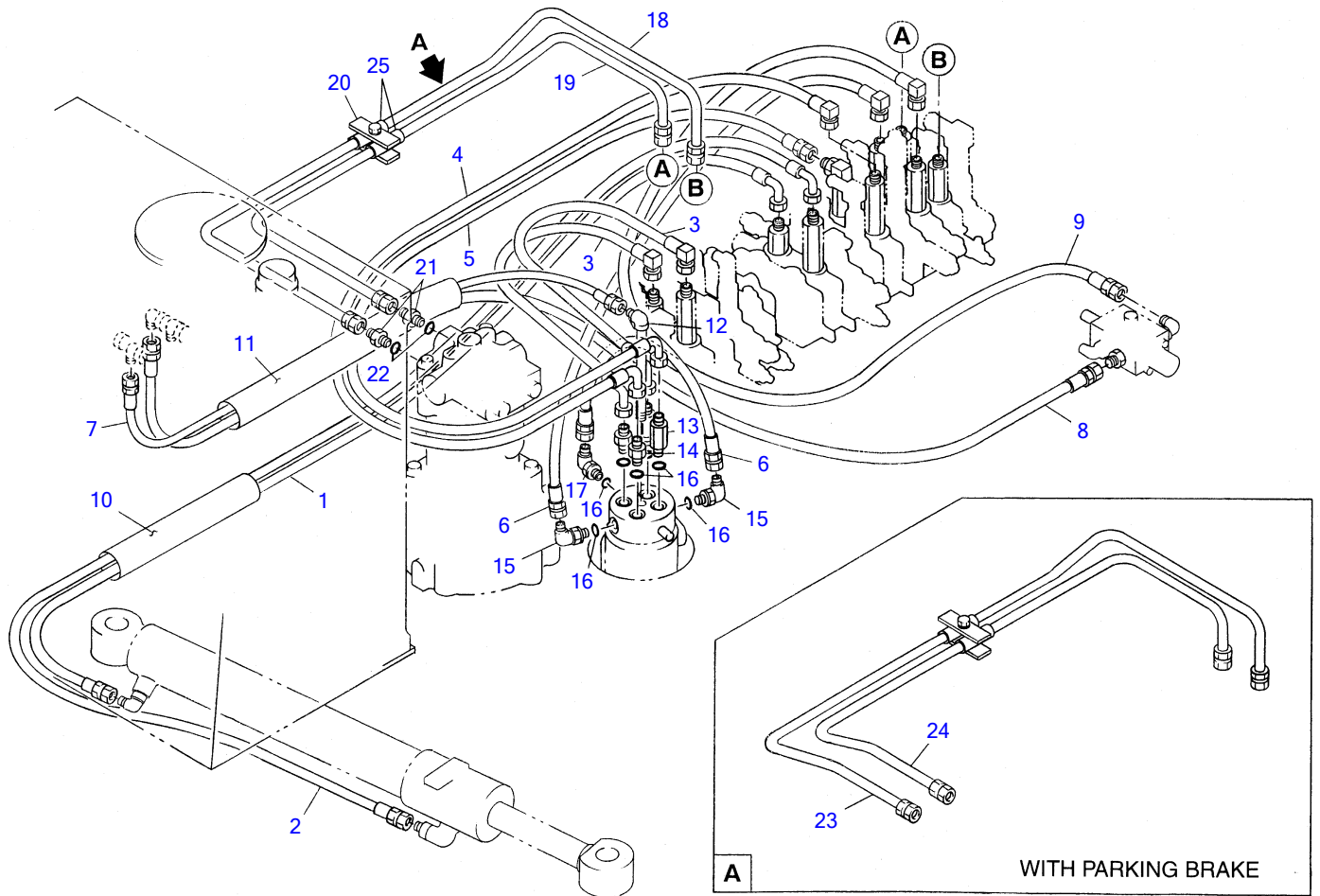


E3-25a-3-D

PIPING; UPPER 1

Item	Part number	Description	Q'ty	Chan.	Serial No.	Serv.	Remarks
1	0357001300	PIPE	1				
2	0397002400	BRACKET	1				
3	1530525090	HOSE	1				sold by the meter
4	1530541043	HOSE	1				sold by the meter
5	1530525015	HOSE	1				sold by the meter
6	1530525035	HOSE	3				sold by the meter
7	1530525030	HOSE	2				sold by the meter
8	1530519028	HOSE	1				sold by the meter
9	1140020010	WASHER, spring	2				
10	1533700060	BAND	2				
11	1533700041	BAND	14				
12	1533700028	BAND	2				
13	1100040820	BOLT	3				
14	1140010008	WASHER, spring	3				
15	1100041030	BOLT	2				
16	1141550010	WASHER	2				
17	0397002600	GUARD	3				
18	1938212070	HOSE ASSY	1				
19	1938212065	HOSE ASSY	1				
20	1945206120	HOSE ASSY	1				
21	0007300039	CLAMP	1				
22	1420010180	O-RING	2				with P.B.
23	1938212060	HOSE ASSY	1				
24	1936109090	HOSE ASSY	1				
25	1530519035	HOSE	1				sold by the meter
26	1533700035	BAND	2				
27	1515600577	ADAPTOR	1				
28	0007224007	ADAPTOR	1				
29	1420010180	O-RING	4				
30	1936106077	HOSE ASSY	1				
31	1938512095	HOSE ASSY	1				
32	1936109090	HOSE ASSY	1				with P.B.
33	1934822060	HOSE ASSY	1				with P.B.
34	1934852090	HOSE ASSY	1				with P.B.
35	1934852070	HOSE ASSY	1				with P.B.
36	1530519038	HOSE (sold by the meter)	1				with P.B.
37	1533700035	BAND	2				with P.B.
38	1515600577	ADAPTOR	1				with P.B.
39	1515600200	ADAPTOR	2		1255001~1255396		with P.B.
40	1515010040	ELBOW	1		1255001~1255396		with P.B.
	1515010040	ELBOW	3		1255397~		with P.B.
41	0007224007	ADAPTOR	1				with P.B.
42	1420010110	O-RING	3				

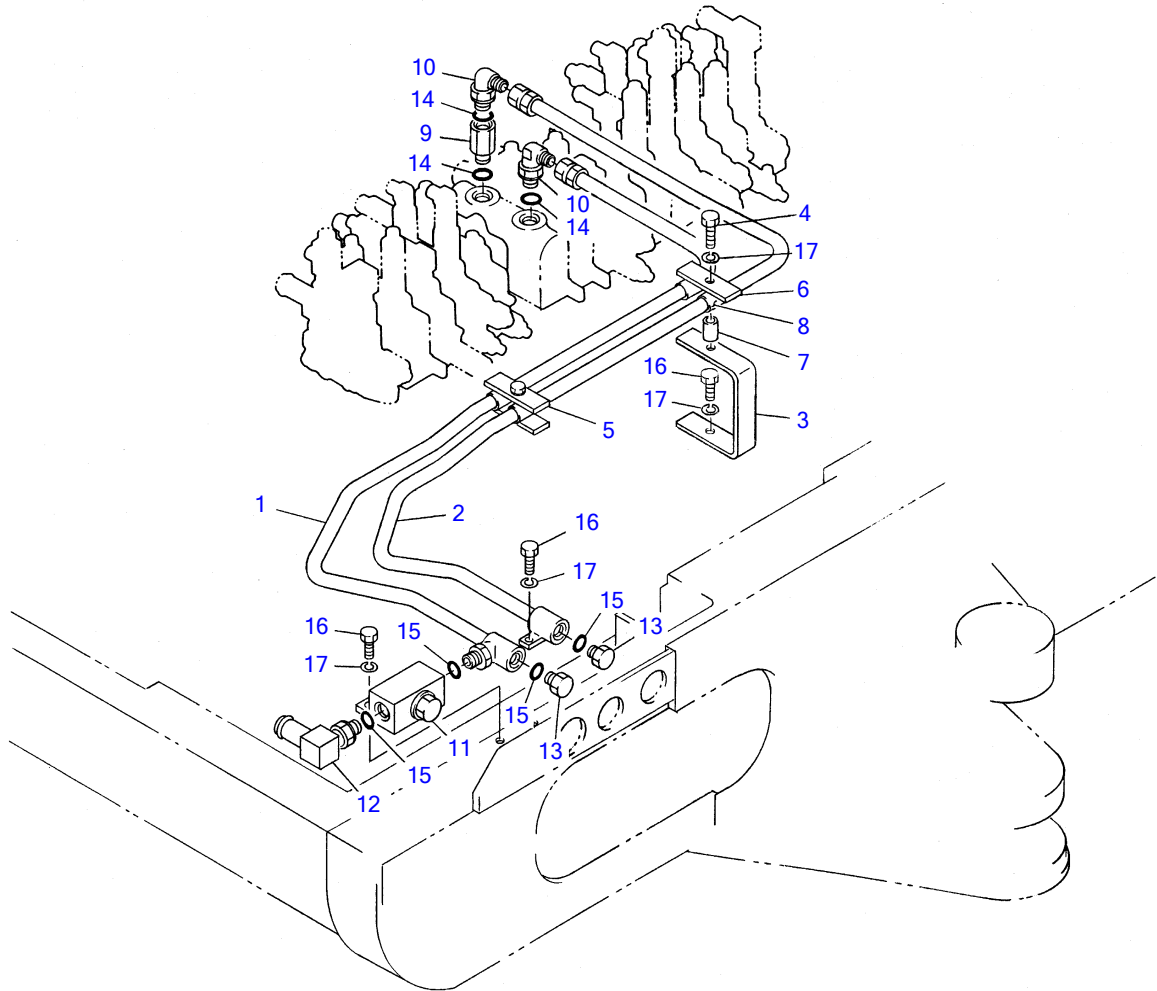
E325a5L



E3-26a-1-D

PIPING; UPPER 2

Item	Part number	Description	Q'ty	Chan.	Serial No.	Serv.	Remarks
1	1938509120	HOSE ASSY	1				
2	1938509175	HOSE ASSY	1				
3	1945900001	HOSE ASSY	2				
4	1945593150	HOSE ASSY	1				
5	1945509140	HOSE ASSY	1				
6	1945809110	HOSE ASSY	2				
7	1934822125	HOSE ASSY	1				
8	1934822153	HOSE ASSY	1				
9	1935206075	HOSE ASSY	1				
10	1531345025	HOSE	1				sold by the meter
11	1531345040	HOSE	1				sold by the meter
12	0352101100	PIPE	1				
13	0007203028	ADAPTOR	2				
14	1515600571	ADAPTOR	2				
15	1515010130	ELBOW	2				
16	1420010110	O-RING	7				
17	1515010040	ELBOW	1				
18	0352306200	PIPE	1				
19	0352306300	PIPE	1				
20	0007310100	CLAMP	1				
21	1515600577	ADAPTOR	3				
22	1420010180	O-RING	4				
23	0352308200	PIPE	1				with P.B.
24	0352308300	PIPE	1				with P.B.
25	1531112004	PROTECTOR	2				sold by the meter
	E326a2L						

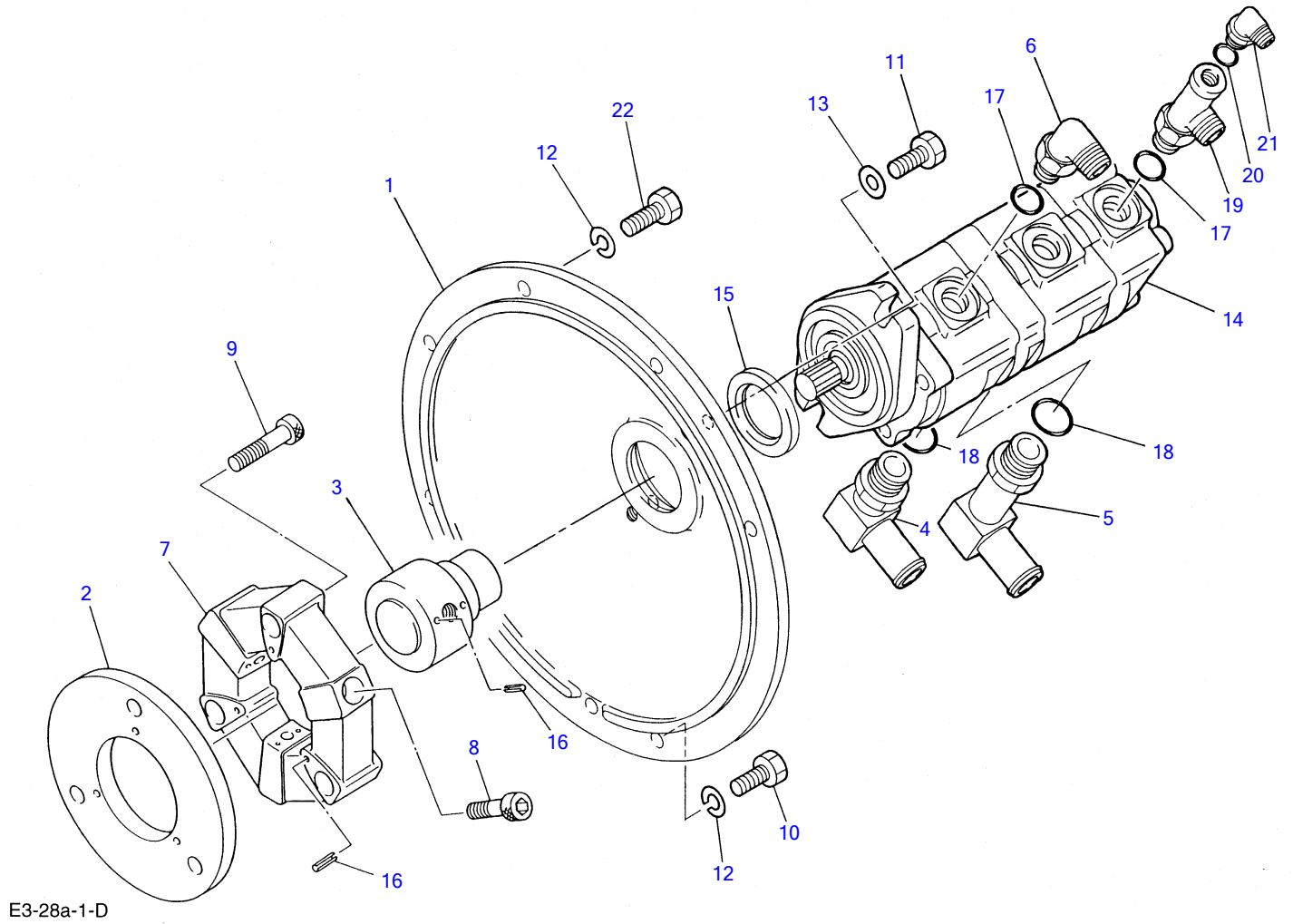


E3-27a-2-D

PIPING; UPPER 3 (auxiliary line)

Item	Part number	Description	Q'ty	Chan.	Serial No.	Serv.	Remarks
1	0357003100	PIPE	1				
2	0357003200	PIPE	1				
3	0357003300	BRACKET	1				
4	1100040840	BOLT	1				
5	0007310300	CLAMP ASSY	1				
6	0007310101	PLATE	1				
7	0003000075	SPACER	1				
8	1531118004	PROTECTOR	2				sold by the meter
9	0007213016	ADAPTOR	1				
10	1515010131	ELBOW	2				
11	1901719800	VALVE, stop	1				
12	1513350006	ELBOW	1				
13	1501750004	PLUG	2				
14	1420010140	O-RING	3				
15	1420010180	O-RING	4				
16	1100040825	BOLT	5				
17	1140020008	WASHER, spring	5				
	E327a2L						

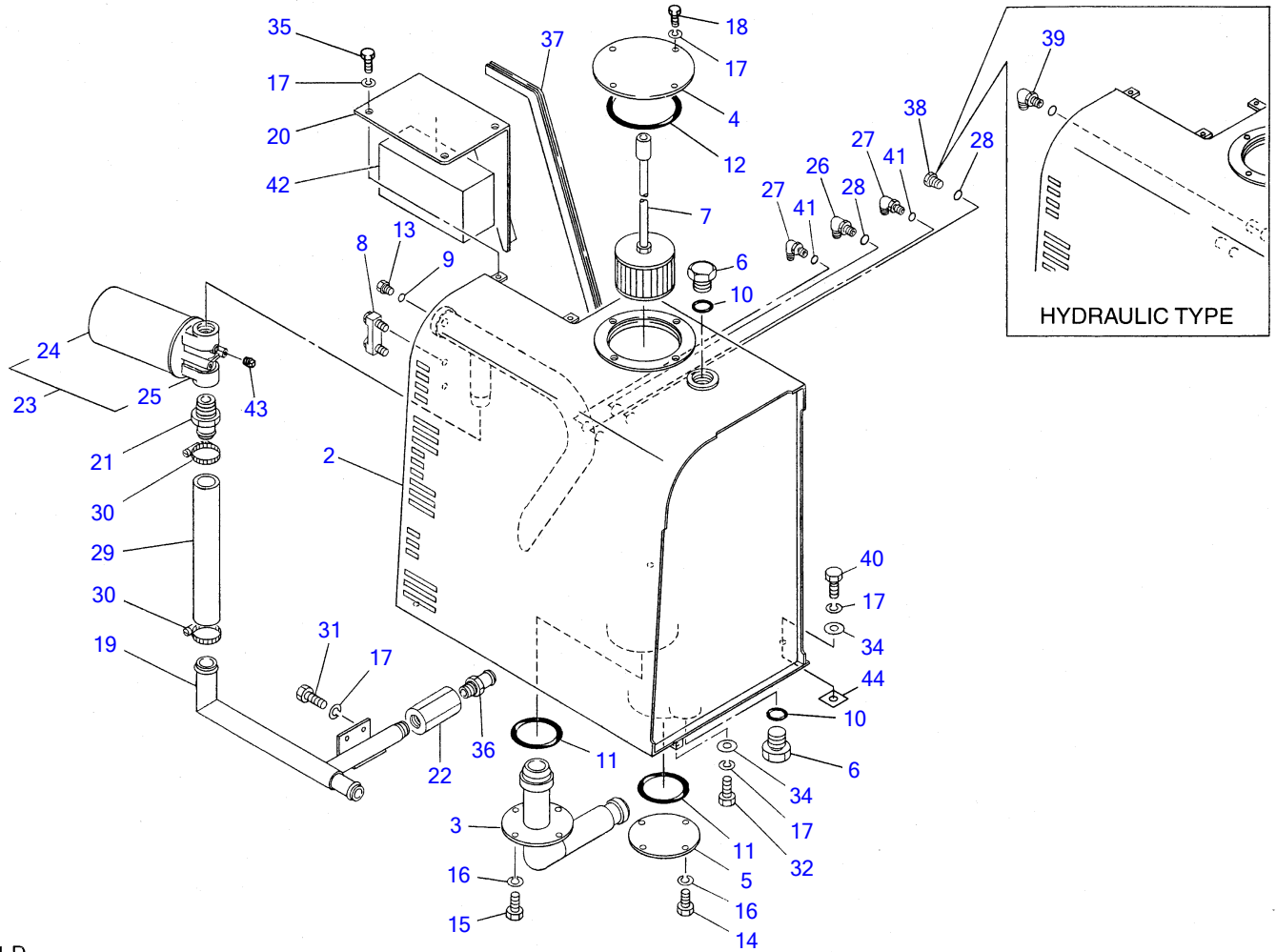
TB025 Book No. PE3-102Z4 S/N1255001-1258249
PUMP DRIVE



E3-28a-1-D

PUMP DRIVE

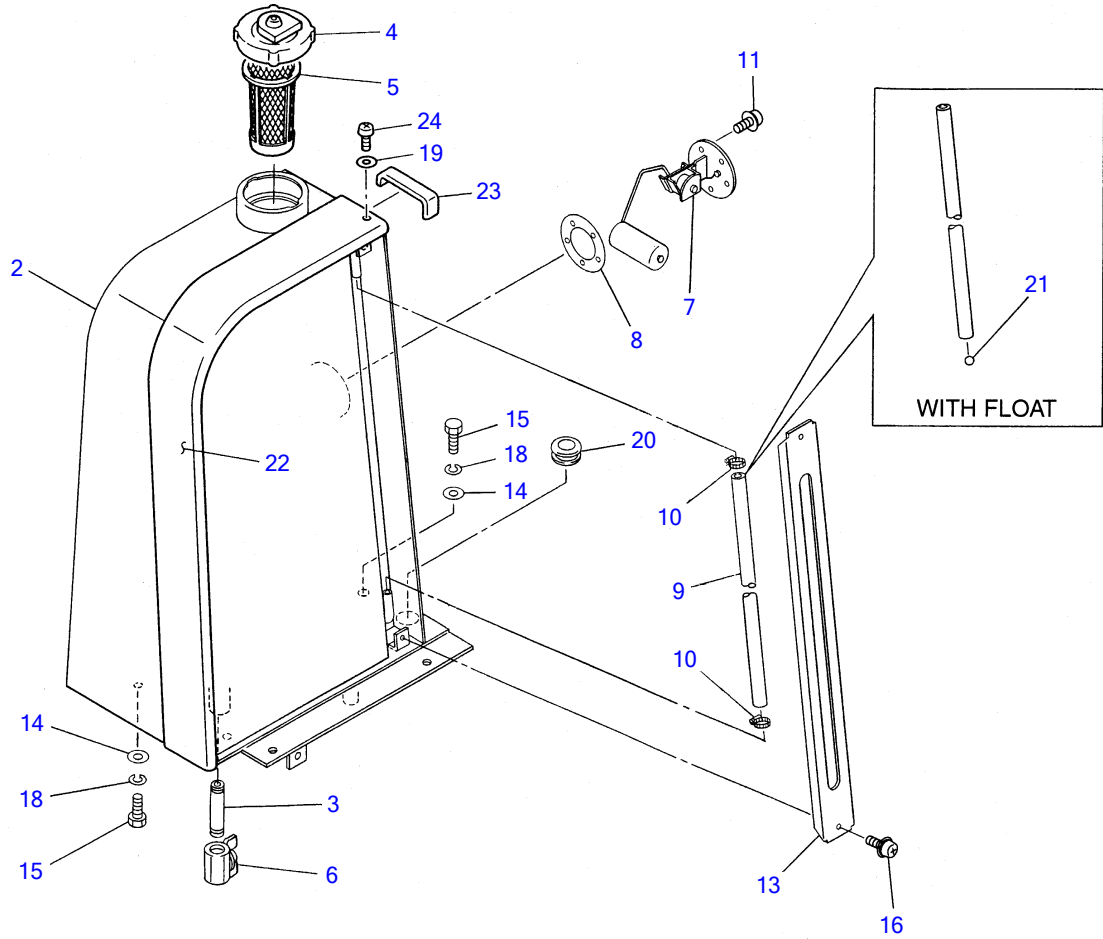
Item	Part number	Description	Q'ty	Chan.	Serial No.	Serv.	Remarks
1	0355201100	HOUSING	1				
2	0145251200	FRANGE	1				
3	0255201200	COUPLING	1				
4	1513350010	ELBOW	2				
5	1513350011	ELBOW	1				
6	1515010042	ELBOW	2				
7	1602000160	COUPLING, flex	1				
8	1110041240	SCREW, cap	3				
9	1110041250	SCREW, cap	3				
10	1100041025	BOLT	6				
11	1103041035	BOLT	2				
12	1140020010	WASHER, spring	2				
13	1141550010	WASHER	2				
14	1902011100	PUMP ASSY	1				
15	1400402382	SEAL, oil	1				
16	1213000510	PIN, spring	9				
17	1420010180	O-RING	3				
18	1420010240	O-RING	3				
19	1512340004	ADAPTOR	1				
20	1420010110	O-RING	1				
21	1515010040	ELBOW	1				
22	1100041030	BOLT	4				
	E328a1L						



E3-30a-4-D

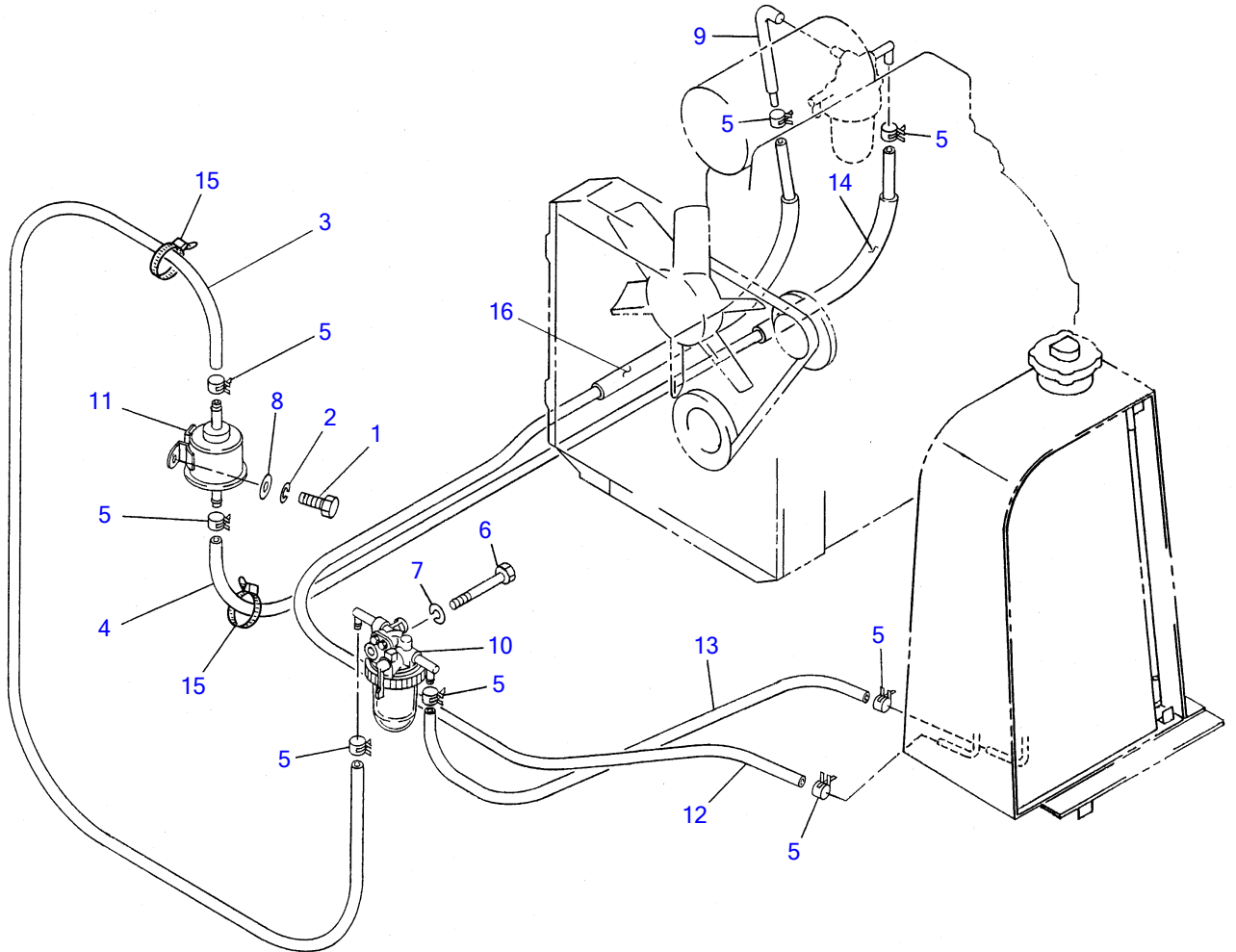
HYDRAULIC TANK

Item	Part number	Description	Q'ty	Chan.	Serial No.	Serv.	Remarks
1	0358090000	TANK ASSY, hydraulic	1				
2	0358001100	• TANK	1				
3	0358001200	• FRANGE	1				
4	0438000300	• COVER	1				
5	0428001300	• COVER	1				
6	0007256006	• PLUG	2				
7	1550210484	• STRAINER	1		1255001~1255888		
	1550210490	• STRAINER	1	(H)	1255889~		
8	1553020655	• GAUGE	1				
9	1420010110	• O-RING	1				
10	1420010290	• O-RING	2				
11	1420100850	• O-RING	2				
12	1420101250	• O-RING	1				
13	1501750002	• PLUG	1				
14	1100040814	• BOLT	4				
15	1100040816	• BOLT	4				
16	1140020008	• WASHER, spring	8				
17	1140020010	• WASHER, spring	4				
18	1100041014	• BOLT	4				
19	0358001300	PIPE	1				
20	0358001400	COVER	1				
21	0007224004	ADAPTOR	1				
22	1540101520	VALVE, check	1				
23	1551045110	FILTER ASSY	1				
24	1551035110	• CARTRIDGE	1				
25	1551065110	• BODY	1				
26	1515010041	ELBOW	1				
27	1515010040	ELBOW	2				
28	1420010140	O-RING	2				
29	1530531031	HOSE	1				sold by the meter
30	1533700048	CLIP	2				
31	1100041020	BOLT	2				
32	1100041025	BOLT	1				
33	1140020010	WASHER, spring	5				
34	1141550010	WASHER	4				
35	1100041014	BOLT	3				
36	0007224003	ADAPTOR	1				
37	1654520034	RUBBER	2				sold by the meter
38	1501750003	PLUG	1				link type
39	1515010050	ELBOW	1				hydraulic type
40	1100041030	BOLT	3				
41	1420010110	O-RING	2				t=70mm
42	0358001500	ABSORBENT	1				
43	1508700001	PLUG	1				
44	0003900025	SHIM	AR				t=1.2mm
	0438211062	SHIM	AR				t=2.0mm
	0438211063	SHIM	AR				t=3.2mm
	E330a5L						



E3-31a-3-D

FUEL TANK						
Item	Part number	Description	Q'ty	Chan.	Serial No.	Serv. Remarks
1	0358190010	TANK ASSY, fuel	1			
2	0358101100	• TANK	1			
3	0009103070	• PIPE	1			
4	1552100500	• CAP	1			
5	1552100320	• STRAINER	1			
6	1521500003	• VALVE, ball	1			
7	1553201000	• SENDER, fuel	1			
8	1553200800	• PACKING	1			
9	1531010048	• HOSE	1			sold by the meter
10	1533700015	• CLAMP	2			
11	1150110510	• SCREW	5			
13	0358101200	COVER	1			
14	1141550010	WASHER	3			
15	1100041025	BOLT	3			
16	1150420512	SCREW	2			
18	1140020010	WASHER, spring	3			
19	1141190005	WASHER	1			
20	1652001902	GROMMET	1			
21	1553000001	FLOAT	1			with float
22	0359303800	PROTECTOR	1			for TCM, black
	0358101300	PROTECTOR	1			red
23	0359303900	CAP	1			for TCM, black
	0398101300	CAP	1			red
24	1120590516	SCREW	1			
	E331a4L					

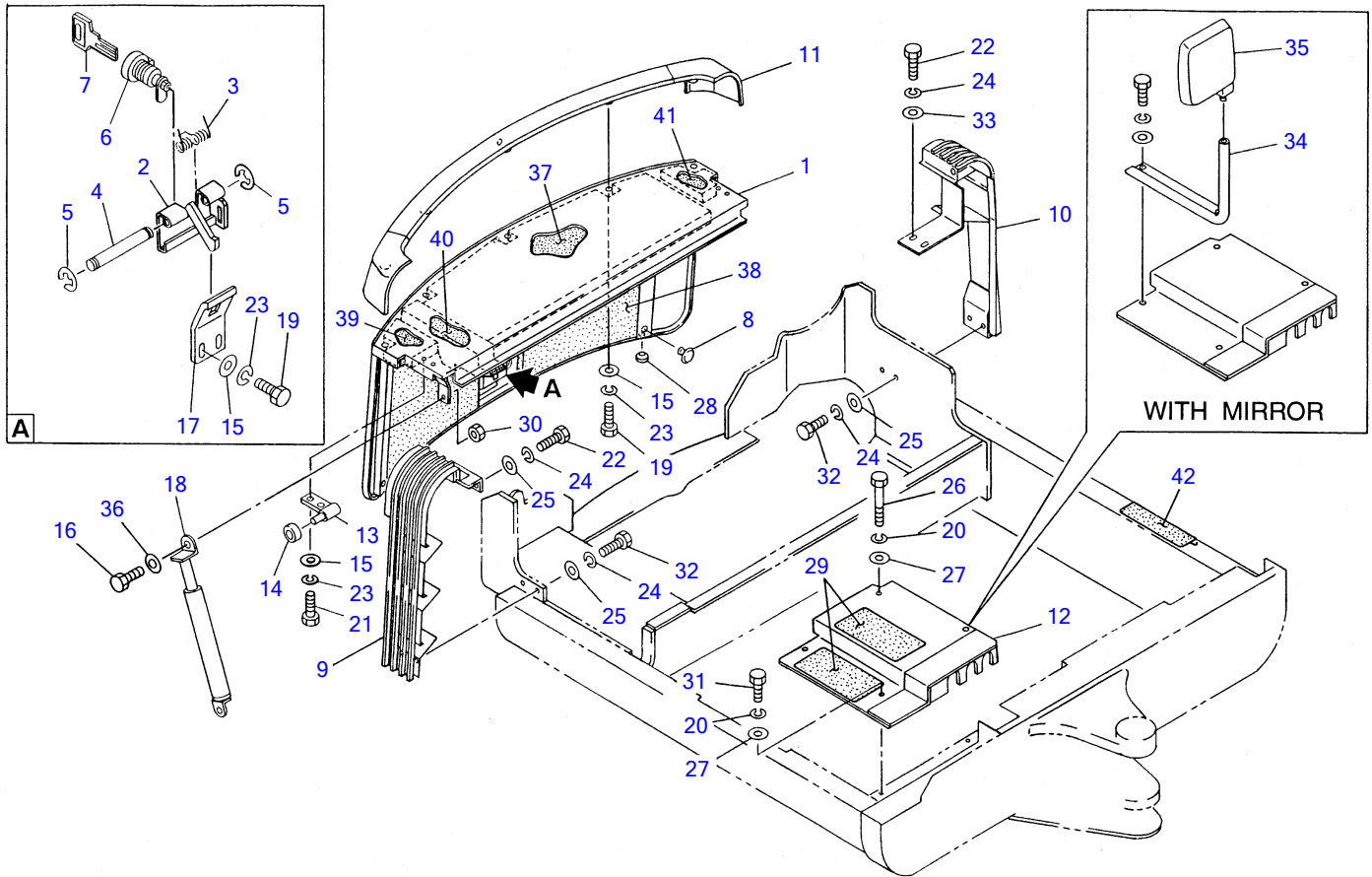


E3-31b-2-D

FUEL PIPING

Item	Part number	Description	Q'ty	Chan.	Serial No.	Serv.	Remarks
1	1100040616	BOLT	2				
2	1140020006	WASHER, spring	2				
3	1531207045	HOSE	1				sold by the meter
4	1531207114	HOSE	1				sold by the meter
5	1533120012	BAND	8				
6	1100040865	BOLT	1				
7	1140020008	WASHER, spring	1				
8	1141110006	WASHER	2				
9	1910065047	BEND	1				Y 119840-59601
10	1910030033	SEPARATOR, water	1				Y 129335-55700
11	1910047033	PUMP, feed	1				Y 129322-77401
12	1531207190	HOSE	1				sold by the meter
13	1531207080	HOSE	1				sold by the meter
14	1531115090	PROTECTOR	1				sold by the meter
15	1652241150	BAND	2				
16	1531115090	PROTECTOR	1				sold by the meter

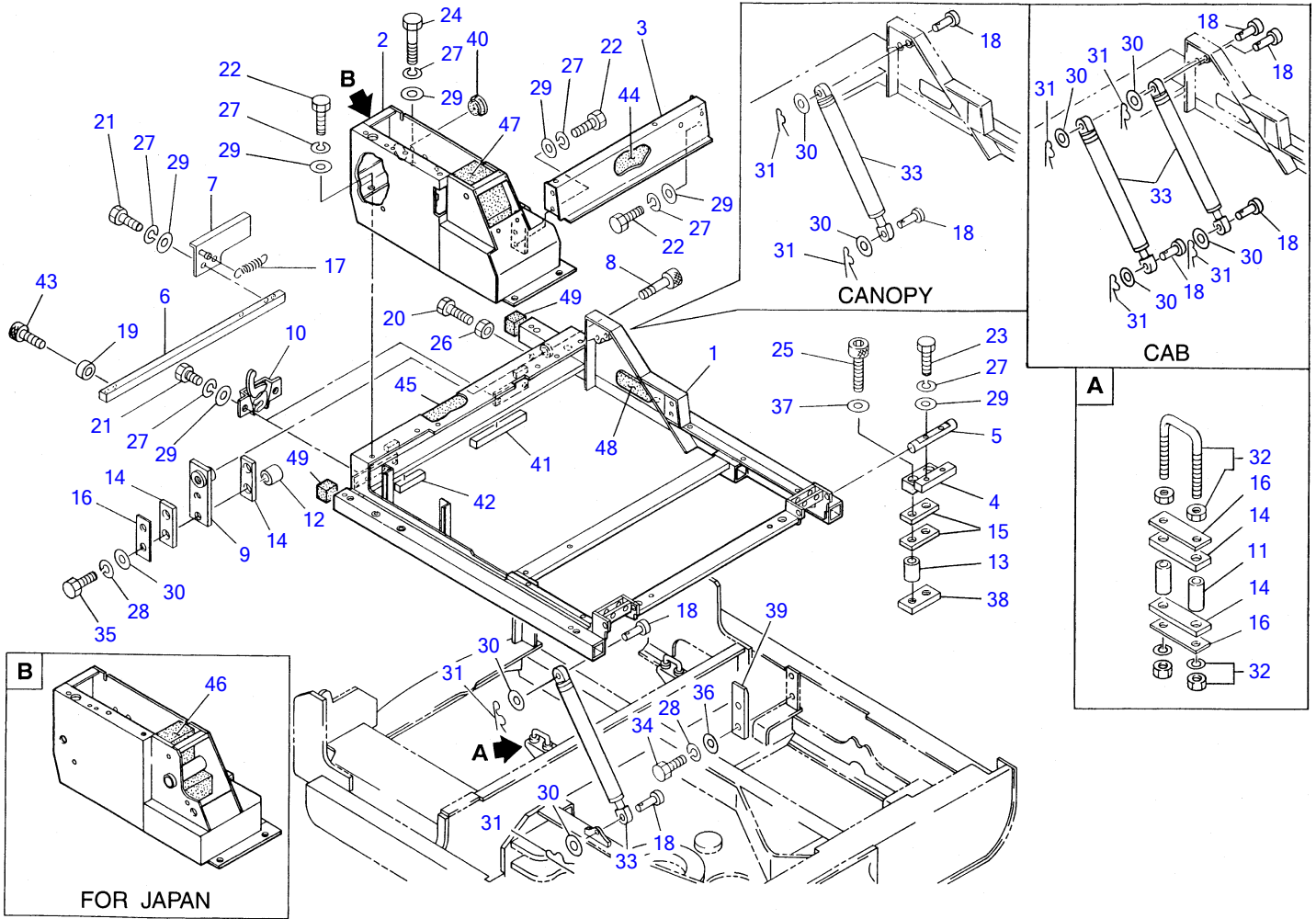
E331b4L



E3-32a-5-D

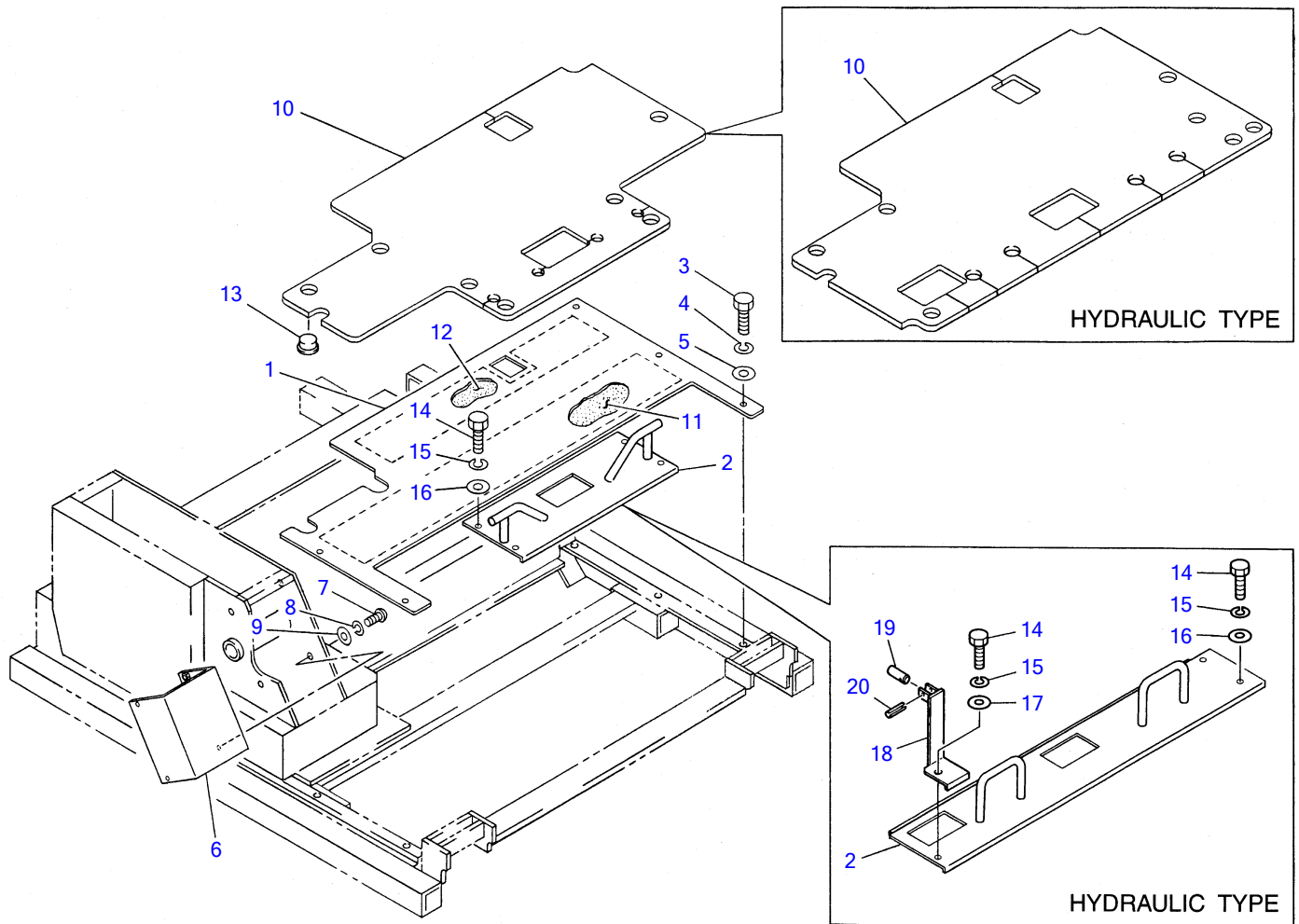
COVER 1

Item	Part number	Description	Q'ty	Chan.	Serial No.	Serv.	Remarks
1	0358201200	COVER	1				
2	0068232600	LOCK ASSY	1		1255001~1256691		
	0358201750	LOCK ASSY	1	(H)	1256692~		
3	0007000060	SPRING	1				
4	0004206111	SHAFT	1				
5	1224010004	E-RING	2				
6	1653601395	LOCK ASSY	1				
7	1700100019	KEY	1				
8	1652505400	CUSHION	2				
9	0358201300	COVER (R.H.)	1				
10	0358201400	COVER (L.H.)	1				
11	0358200500	PROTECTOR	1				
12	0358202100	PLATE	1				
13	0348200600	PIN	2				
14	0398200800	COLLAR	2				
15	0003608252	WASHER	12				
16	0358202200	BOLT	2				
17	0468203500	BRACKET	1				
18	1653900008	DAMPER	1				
19	1100040816	BOLT	8				
20	1140090010	WASHER, spring	4				
21	1100040825	BOLT	4				
22	1100041025	BOLT	3				
23	1140020008	WASHER, spring	12				
24	1140020010	WASHER, spring	7				
25	1141550010	WASHER	5				
26	1100091070	BOLT	2				
27	1141190010	WASHER	4				
28	1652515000	RUBBER, cushion	2				
29	0068228700	SHEET	2		1255001~1256617		
	0358202400	SHEET	2	(H)	1256618~		
30	1130040008	NUT	2				
31	1100091016	BOLT	2				
32	1100041030	BOLT	4				
33	0003600025	WASHER	2				
34	0358700100	BRACKET	1				with mirror
35	1656500610	MIRROR	1				with mirror
36	0358202300	SPACER	2				
37	0358201102	ABSORBENT	1				
38	0358201103	ABSORBENT	1				
39	0358201104	ABSORBENT	1				
40	0358201105	ABSORBENT	1				
41	0358201107	ABSORBENT	1				
42	0068228700	SHEET	1		1256618~		
		NOTE					
		1.SUB ASSY, cover					
		(cover+absorbent+sticker+lamp)					
		2.03582-01700 COVER ASSY					
	E332a6L						



F3-33a-1-D

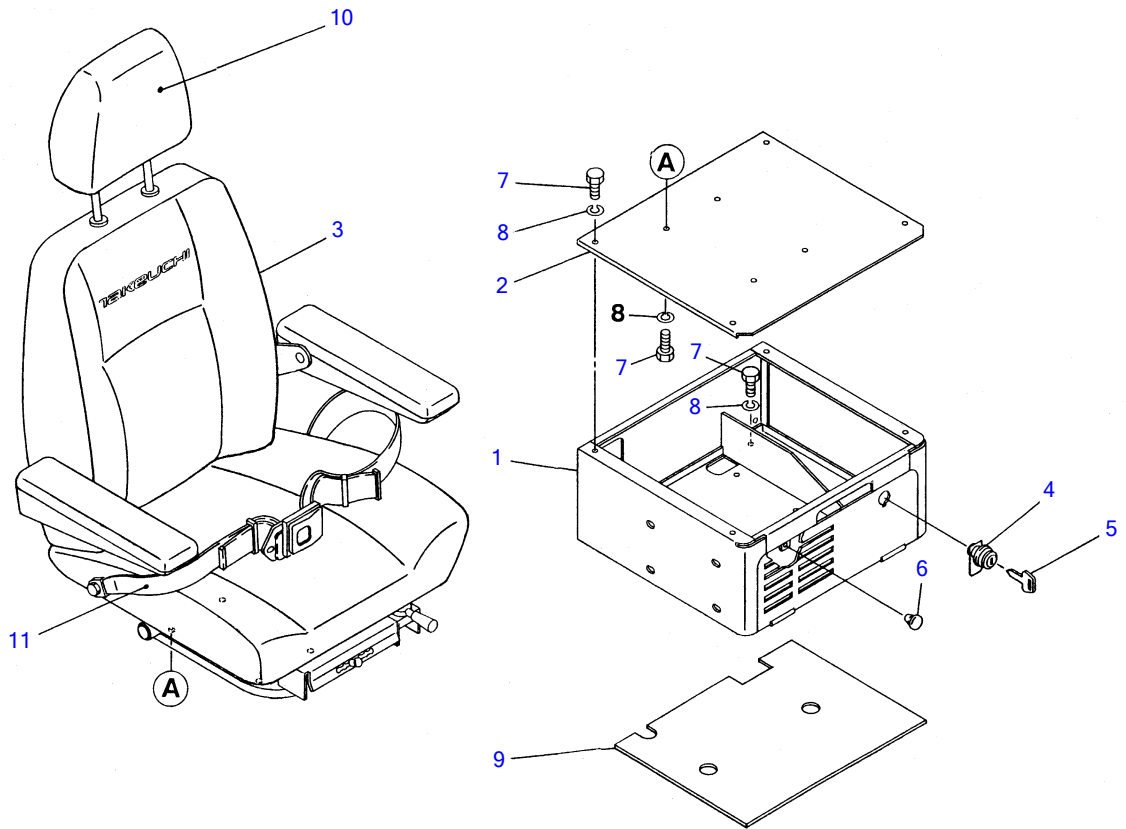
COVER 2							
Item	Part number	Description	Q'ty	Chan.	Serial No.	Serv.	Remarks
1	0363510100	FRAM	1		1255001~1255642		
	0363510800	FRAM	1		1255643~		
2	0363510200	BRACKET	1				for Japan
	0363511200	BRACKET	1				
3	0363510300	STAY	1				
4	0343500400	HINGE	2				
5	0343500500	SHAFT	2				
6	0343500600	ROD	1				
7	0343500700	ANGLE	1				
8	0343500800	SCREW, cap	1				
9	0343500900	PLATE	1				
10	0188616500	LOCK ASSY	2				
11	0343501100	SPACER	4				
12	0343501200	SPACER	2				
13	0343501300	SPACER	4				
14	0343501400	CUSHION	6				
15	0343501500	CUSHION	4				
16	0343501600	PLATE	5				
17	0007000029	SPRING	1				
18	0343503200	PIN	4				canopy
	0343503200	PIN	6				cab
19	0393501000	COLLAR	2				
20	1100040625	BOLT	1				
21	1100040816	BOLT	6				
22	1100040825	BOLT	7				
23	1100040830	BOLT	4				
24	1100040880	BOLT	1				
25	1111041255	SCREW, cap	4				
26	1130040006	NUT	1				
27	1140020008	WASHER, spring	20				
28	1140020010	WASHER, spring	4				
29	1141110008	WASHER	20				
30	1141110010	WASHER	6				canopy
	1141110010	WASHER	8				cab
31	1214000008	PIN, snap	4				canopy
	1214000008	PIN, snap	6				cab
32	1653611311	HOOK	2				
33	1653900013	DAMPER	2				canopy
	1653900013	DAMPER	3				cab
34	1100041030	BOLT	4				
35	1100041040	BOLT	2				
36	1141550010	WASHER	4				
37	1141550012	WASHER	4				
38	0343501700	PLATE	2				
39	0343501900	STOPPER	2				
40	1652003202	GROMMET	1				
41	1654309046	SPONGE	1				sold by the meter
42	1654309019	SPONGE	1				sold by the meter
43	1111040820	SCREW, cap	2				
44	0363510400	ABSORBENT	1				
45	0363510500	ABSORBENT	1				
46	0363510600	ABSORBENT	1				for Japane
47	0363511300	ABSORBENT	1				
48	0363510700	ABSORBENT	1				
49	0363511500	ABSORBENT	1		1255451~		
	F333a2L						



F3-33b-1-D

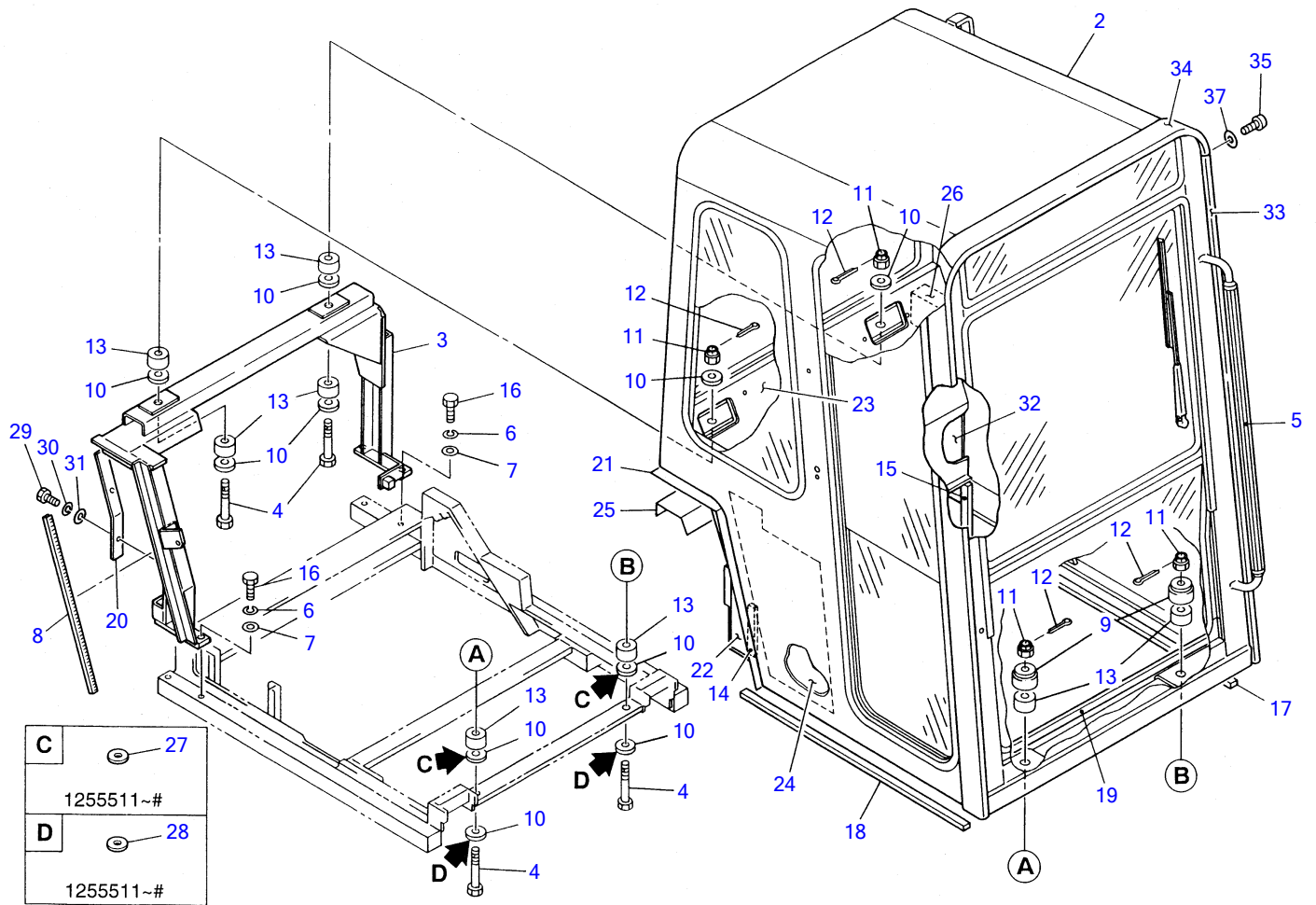
COVER 3

Item	Part number	Description	Q'ty	Chan.	Serial No.	Serv.	Remarks
1	0368213100	PLATE	1				
2	0368214100	PLATE	1				link type
	0368213200	PLATE	1				hydraulic type
3	1100090816	BOLT	4				link type
	1100090816	BOLT	3				hydraulic type
4	1140090008	WASHER, spring	4				link type
	1140090008	WASHER, spring	3				hydraulic type
5	1141190008	WASHER	4				link type
	1141190008	WASHER	3				hydraulic type
6	0358205300	COVER	1				link type
7	1120590515	SCREW	4				link type
8	1140090005	WASHER, spring	4				link type
9	1141190005	WASHER	4				link type
10	0368214200	MAT, floor	1				link type
	0368213300	MAT, floor	1				hydraulic type
11	0368214400	ABSORBENT	1				
12	0368214300	ABSORBENT	1				
13	0368213400	CAP	7				old type
	1652533008	CAP	7	(H)			new type
14	1100040816	BOLT	5				
15	1140020008	WASHER, spring	5				
16	1141110008	WASHER	5				link type
	1141110008	WASHER	4				hydraulic type
17	0003608252	WASHER	1		1255227~		hydraulic type
18	0368213500	BRACKET	1		1255227~		hydraulic type
19	0368213600	PIN	1		1255227~		hydraulic type
20	1213010322	PIN, spring	1		1255227~		hydraulic type
	F333b2L						



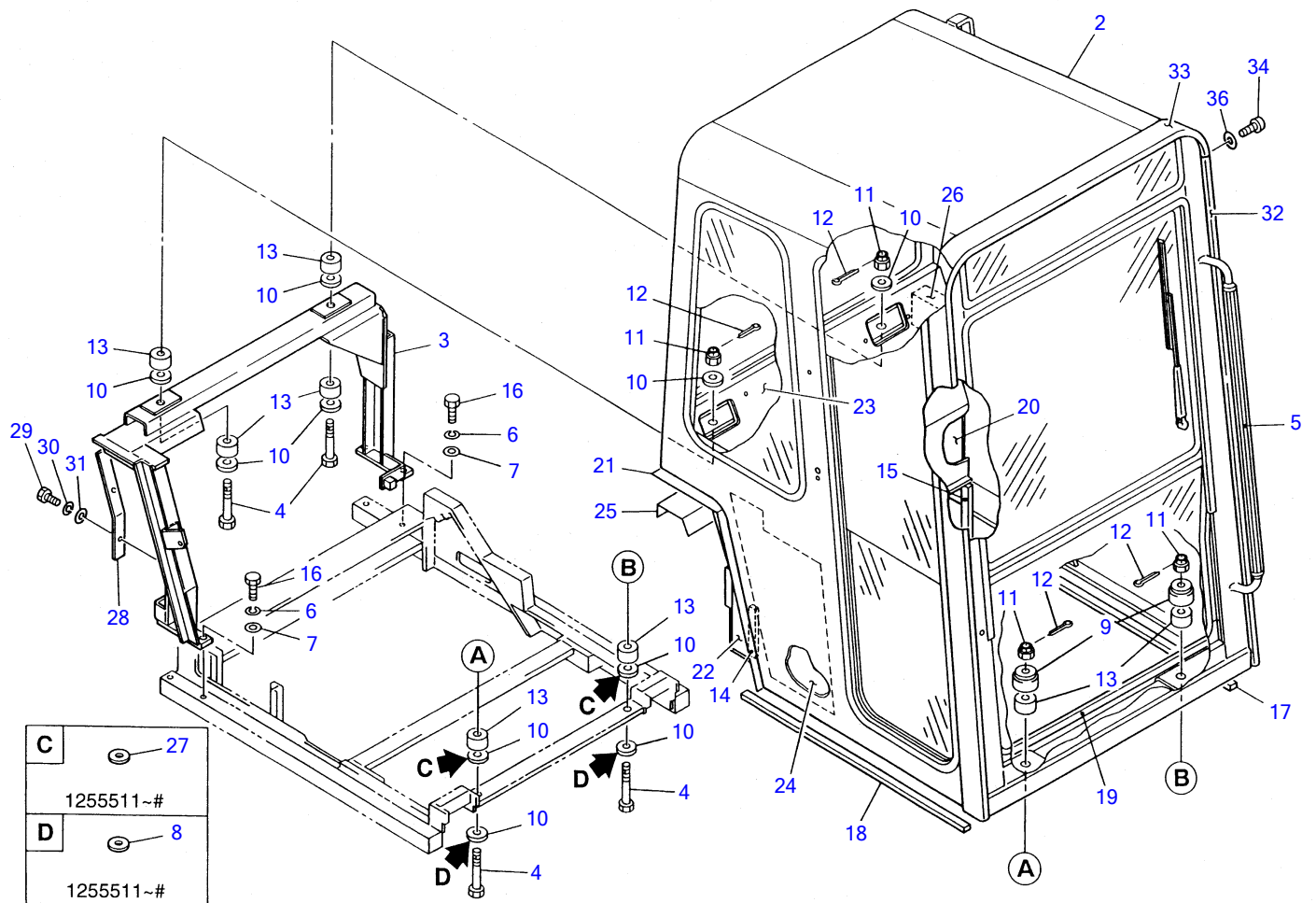
F3-34c-0-D

Item	Part number	Description	Q'ty	SEAT		Serv.	Remarks
				Chan.	Serial No.		
1	0363412100	BOX	1				
2	0363412200	COVER	1				
3	1914100040	SEAT ASSY	1				fabric
	1914100041	SEAT ASSY	1				leather
4	1653601395	LOCK ASSY	1				
5	1700100019	KEY	1				
6	1652515000	RUBBER, cushion	2				
7	1100040820	BOLT	12				
8	1140020008	WASHER, spring	12				
9	0363412300	ABSORBENT	1				
10	1914100043	REST, head	1				fabric
	1914100042	REST, head	1				leather
11	1914100003	BELT ASSY, seat	1	(L)	1255001~1255582		option
	1914100048	BELT ASSY, seat	1	(H)	1255583~		option
	F334c2L						



k2-35a-4-D

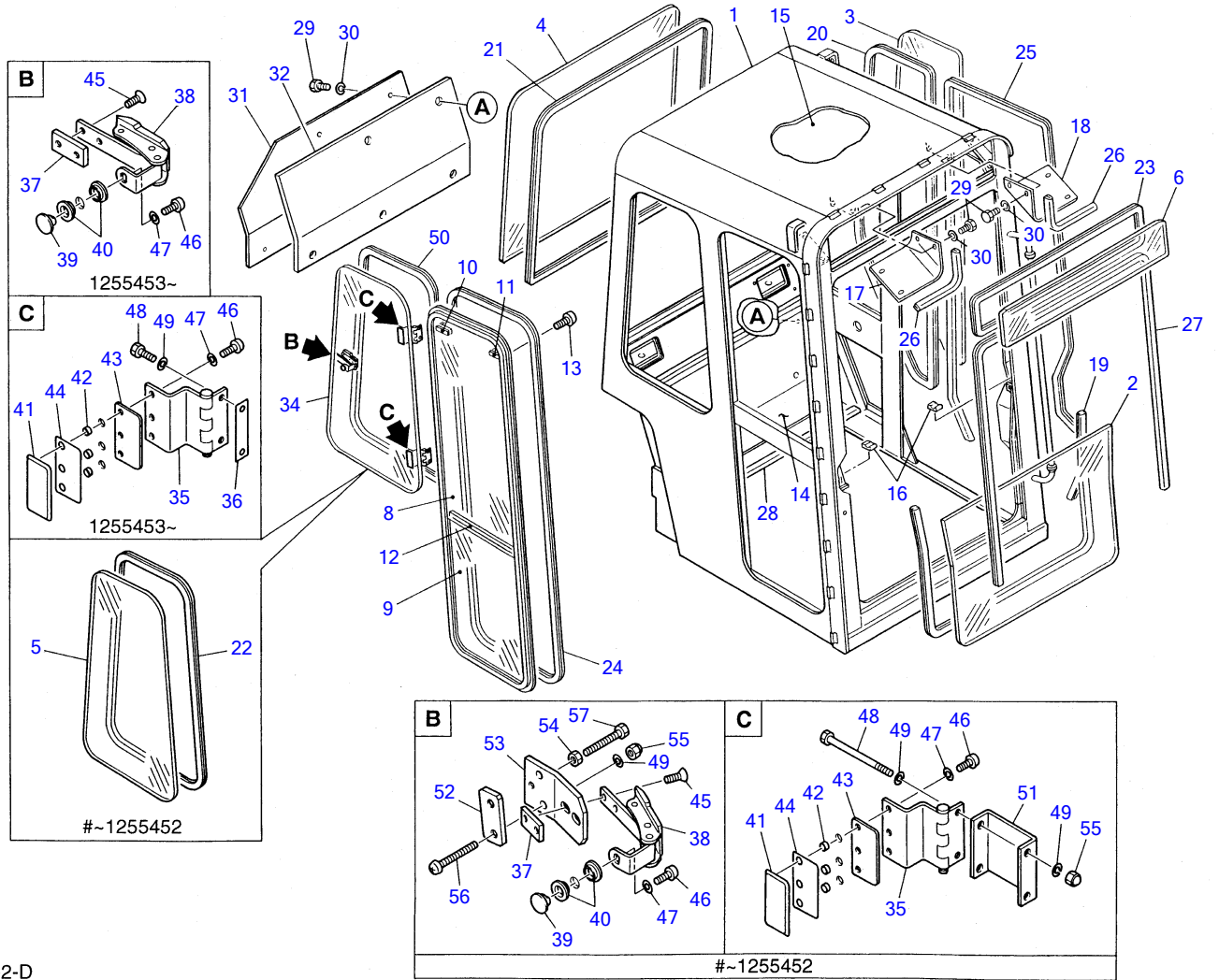
CAB 1							
Item	Part number	Description	Q'ty	Chan.	Serial No.	Serv.	Remarks
1	0398607000	CAB ASSY	1		1255001~1255452		H=1670mm
	0398617000	CAB ASSY	1	(H)	1255453~		H=1620mm
2	0398607100	• CAB	1		1255001~1255452		H=1670mm
	0398617100	• CAB	1	(H)	1255453~		H=1620mm
3	0398608400	• BRACKET	1				
4	0398602200	• BOLT	4				
5	0398608500	• GRIP	1				
6	1140020010	• WASHER, spring	6				
7	1141550010	• WASHER	6				
8	1654520067	• TRIM	1		1255001~1255511		sold by the meter
9	0278609000	• STOPPER	2				
10	0003000010	• WASHER	10		1255001~1255510		
	0003000010	• WASHER	6		1255511~#		
	0003000010	• WASHER	10		#~		
11	1132030016	• NUT	4				
12	1210010430	• PIN	4				
13	1651005030	• RUBBER, cushion	8				
14	1654303010	• SPONGE	1				sold by the meter
15	1654304010	• SPONGE	1				sold by the meter
16	1100041030	• BOLT	6				
17	1654303103	• SPONGE	1				sold by the meter
18	1654303084	• SPONGE	1				sold by the meter
19	1654303088	• SPONGE	1				sold by the meter
20	0398614900	• RUBBER	1		1255001~1255452		
	0398616300	• RUBBER	1		1255453~		
21	0398614400	• INSULATION	1				
22	0398614500	• INSULATION	1				
23	0398609000	• INSULATION	1				
24	0398609100	• INSULATION	1				
25	0398609300	• INSULATION	1				
26	0398609200	• SPONGE	1				
27	0003600092	• WASHER	2		1255511~#		
28	0003600062	• WASHER	2		1255511~#		
29	1100040820	• BOLT	2		1255453~		
30	1140020008	• WASHER, spring	2		1255453~		
31	1141110008	• WASHER	2		1255453~		
32	0398617300	• INSULATION	1		1255721~		
33	0399310200	PROTECTOR	1				for TCM, black
	0398608700	PROTECTOR	1		1255001~1255452		red
	0399309200	PROTECTOR	1		1255453~		red
34	0399310100	PROTECTOR	1				for TCM, black
	0398608600	PROTECTOR	1		1255001~1255452		red
	0399309100	PROTECTOR	1		1255453~		red
35	1120590516	SCREW	4				
37	1141190005	WASHER	4				
	K235a5L						



k2-35b-2-D

CAB 1 (ROPS & FOPS)

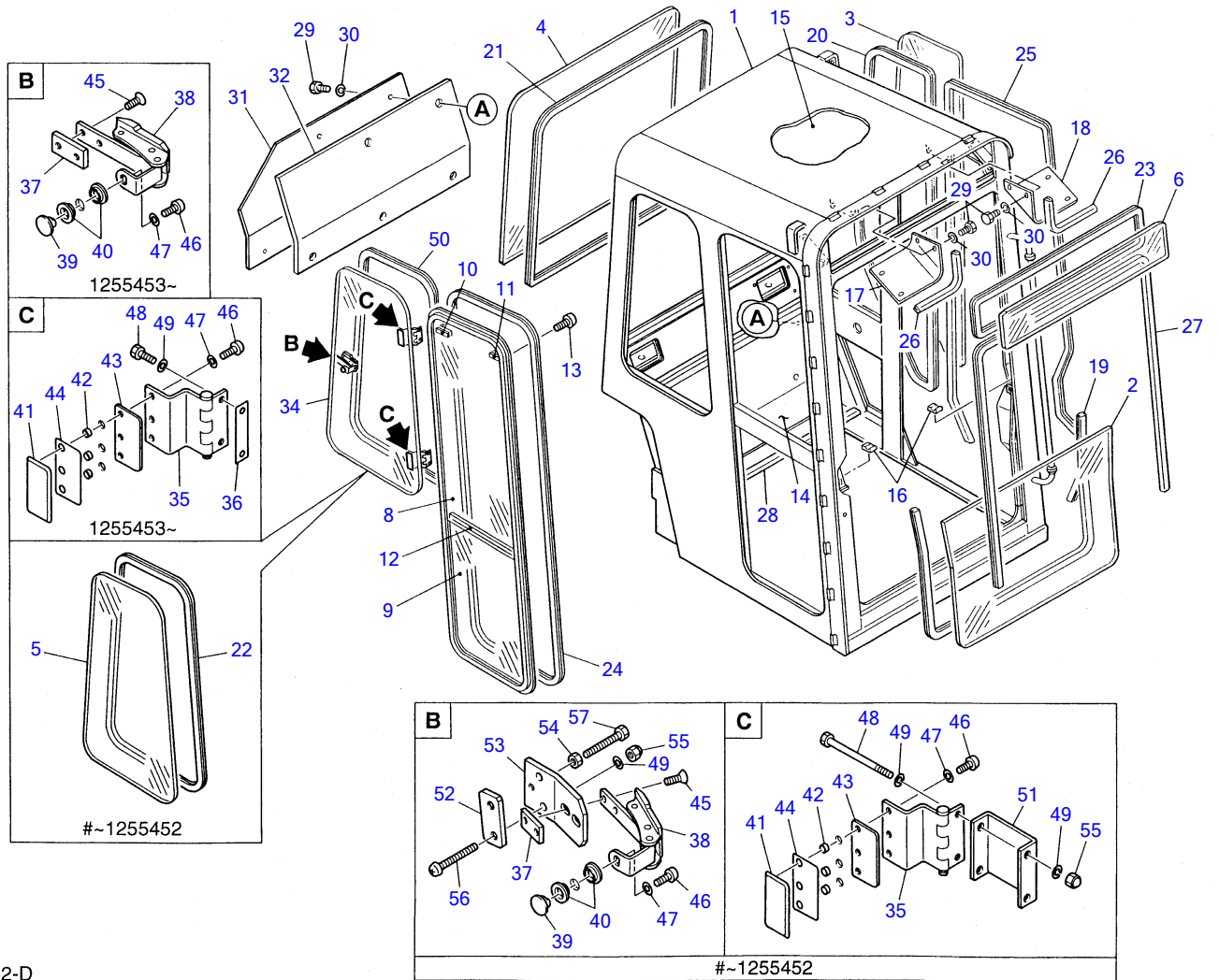
Item	Part number	Description	Q'ty	Chan.	Serial No.	Serv.	Remarks
1	0398613000	CAB ASSY	1				
2	0398613100	▪ CAB	1				
3	0398608400	▪ BRACKET	1				
4	0398602200	▪ BOLT	4				
5	0398608500	▪ GRIP	1				
6	1140020010	▪ WASHER, spring	6				
7	1141550010	▪ WASHER	6				
8	0003600062	▪ WASHER	2		1255511~#		
9	0278609000	▪ STOPPER	2				
10	0003000010	▪ WASHER	6		1255511~#		
	0003000010	▪ WASHER	10		#~		
11	1132030016	▪ NUT	4				
12	1210010430	▪ PIN	4				
13	1651005030	▪ RUBBER, cushion	8				
14	1654303010	▪ SPONGE	1				sold by the meter
15	1654304010	▪ SPONGE	1				sold by the meter
16	1100041030	▪ BOLT	6				
17	1654303103	▪ SPONGE	1				sold by the meter
18	1654303084	▪ SPONGE	1				sold by the meter
19	1654303088	▪ SPONGE	1				sold by the meter
20	0398617300	▪ ABSORBENT	1				
21	1654314400	▪ INSULATION	1				sold by the meter
22	1654314500	▪ INSULATION	1				sold by the meter
23	1654314600	▪ INSULATION	1				sold by the meter
24	1654314700	▪ INSULATION	1				sold by the meter
25	1654314800	▪ INSULATION	1				sold by the meter
26	1654309200	▪ SPONGE	1				sold by the meter
27	0003600092	▪ WASHER	2		1255511~#		
28	0398616300	▪ RUBBER	1				
29	1100040820	▪ BOLT	2				
30	1140020008	▪ WASHER, spring	2				
31	1141110008	▪ WASHER	2				
32	0399309200	PROTECTOR	1				red
33	0399309100	PROTECTOR	1				red
34	1120590516	SCREW	4				
36	1141190005	WASHER	4				
	K235b3L						



K2-36a-2-D

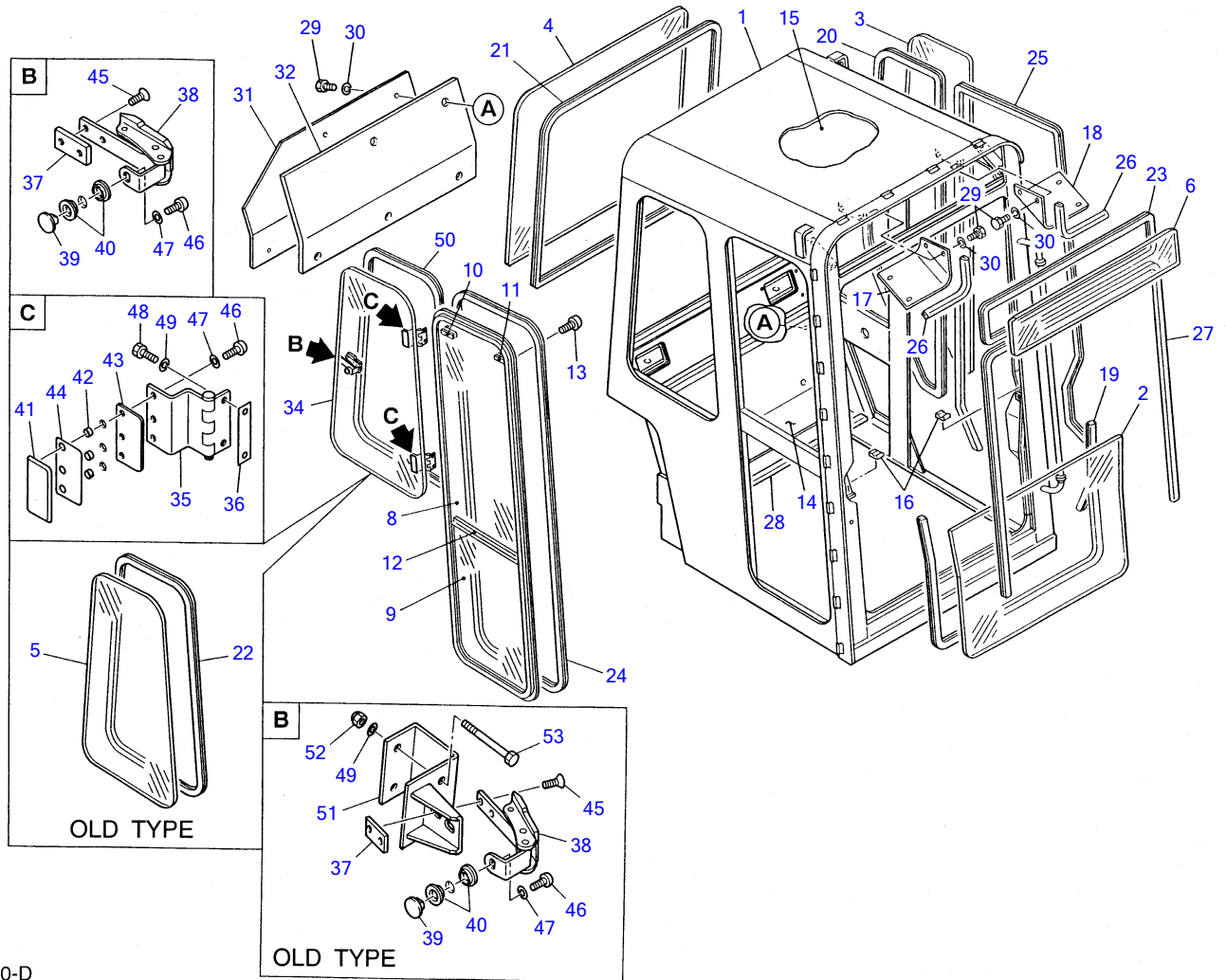
CAB 2

Item	Part number	Description	Q'ty	Chan.	Serial No.	Serv.	Remarks
1	X 0398607200	FRAME	1		1255001~1255452		
	X 0398617200	FRAME	1		1255453~		
2	0398600300	GLASS	1				
3	0398600400	GLASS	1		1255001~1255452		
	0398613400	GLASS	1		1255453~		
4	0398607300	GLASS	1				
5	0398607400	GLASS	1		#~1255452		
6	0398600700	GLASS	1		1255001~1255452		
	0398613600	GLASS	1		1255453~		
7	0398607500	SASH ASSY	1		1255001~1255452		
	0398613700	SASH ASSY	1		1255453~		
8	0398607502	• GLASS	1		1255001~1255452		
	0398613702	• GLASS	1		1255453~		
9	0398607503	• GLASS	1		1255001~1255452		
	0398613703	• GLASS	1		1255453~		
10	1654007000	• LOCK ASSY (R.H.)	1				
11	1654007200	• LOCK ASSY (L.H.)	1				
12	1654007400	• STRIP, weather	1				
13	1120740510	• SCREW	6				
14	0398607700	ABSORBENT	1				
15	0398607800	ABSORBENT	1		1255001~1255452		
	0398613800	ABSORBENT	1		1255453~		
16	0398601400	STOPPER	2				
17	0398608000	COVER	1		1255001~1255452		
	0398613900	COVER	1		1255453~		
18	0398608100	COVER	1		1255001~1255452		
	0398614000	COVER	1		1255453~		
19	1654231180	H-RUBBER	1				sold by the meter
20	1654231310	H-RUBBER	1		1255001~1255452		sold by the meter
	1654231299	H-RUBBER	1		1255453~		sold by the meter
21	1654231315	H-RUBBER	1				sold by the meter
22	1654231240	H-RUBBER	1		#~1255452		sold by the meter
23	1654231195	H-RUBBER	1		1255001~1255452		sold by the meter
	1654231181	H-RUBBER	1		1255453~		sold by the meter
24	1654231360	H-RUBBER	1		1255001~1255452		sold by the meter
	1654231345	H-RUBBER	1		1255453~		sold by the meter
25	1654605340	SEAL	1		1255001~1255452		sold by the meter
	1654605342	SEAL	1		1255453~		sold by the meter
26	1654606033	SEAL	2				sold by the meter
27	1654605270	SEAL	1		1255001~1255452		sold by the meter
	1654605262	SEAL	1		1255453~		sold by the meter
28	1654605090	SEAL	1				sold by the meter
29	1100090812	BOLT	13				
30	1140090008	WASHER, spring	13				
31	0398614100	BOARD	1				
32	0398614200	ABSORBENT	1				
33	0398612900	GLASS ASSY (R.H.)	1		#~1255452		
	0398616700	GLASS ASSY (R.H.)	1		1255453~		
34	0398612901	• GLASS	1		#~1255452		
	0398616401	• GLASS	1		1255453~		
35	0338622200	• HINGE	2		#~		
36	0338622300	• SPACER	2		1255453~		
37	0338622400	• PLATE	1		#~		
38	1654004008	• LOCK	1		#~		
39	1654004006	• RETAINER	1		#~		
40	1654004007	• PACKING	2		#~		
41	1654007002	• RETAINER	2		#~		
42	1654004001	• PACKING	6		#~		
43	1654004002	• PACKING	2		#~		
44	1654004003	• PACKING	2		#~		
45	1120630616	• SCREW	2		#~		
46	1120530510	• SCREW	7		#~		
47	1140020005	• WASHER, spring	7		#~		
48	1100040680	• BOLT	4		#~1255452		
	1100040616	• BOLT	4		1255453~		
49	1140020006	• WASHER, spring	10		#~1255452		
	1140020006	• WASHER, spring	4		1255453~		
50	1654520238	• RUBBER	1		#~1255452		sold by the meter



K2-36a-2-D

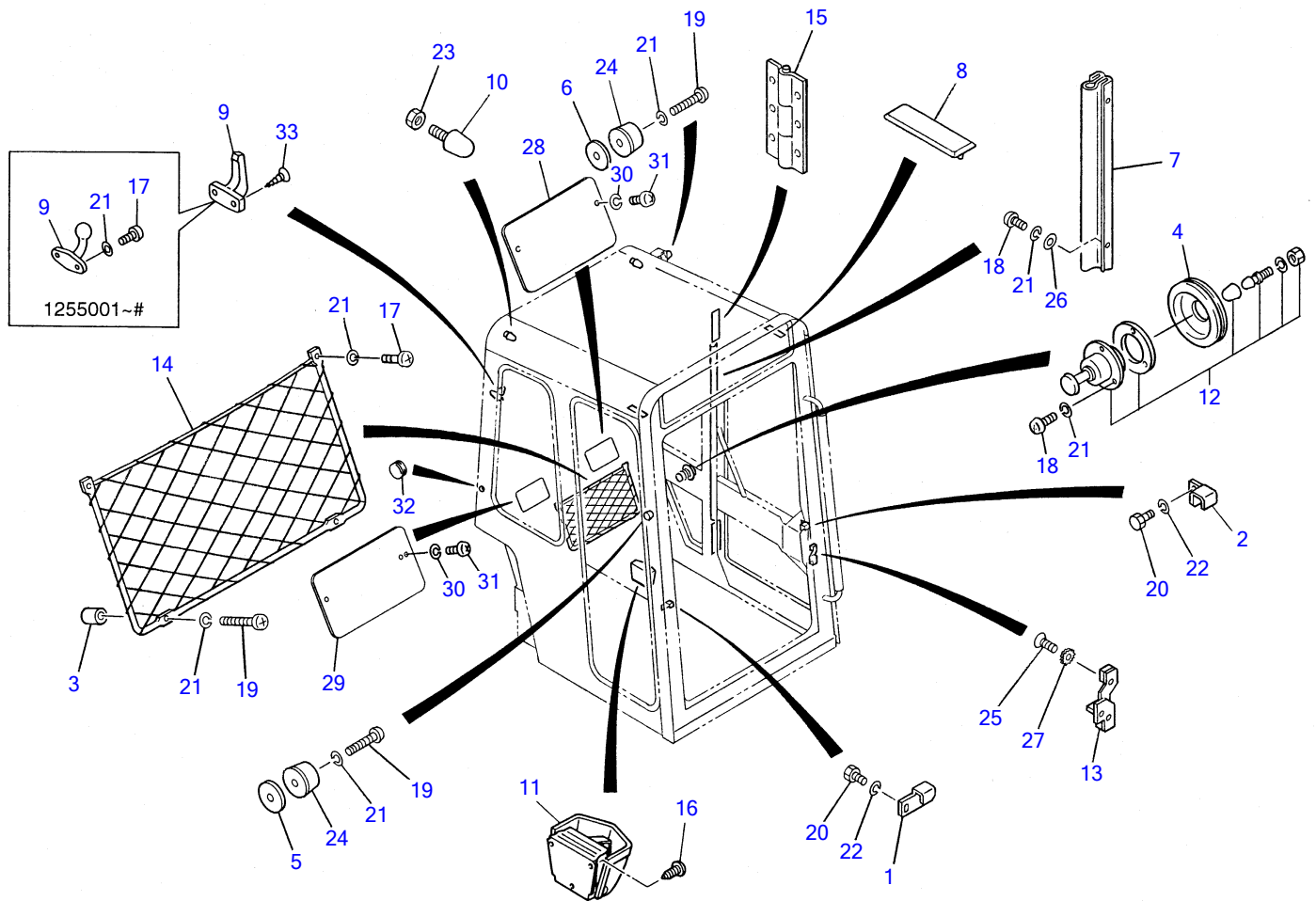
Item	Part number	Description	CAB 2	Q'ty	Chan.	Serial No.	Serv.	Remarks
50	1654520235	• RUBBER		1		1255453~		sold by the meter
51	0398612902	• CHANNEL		2		#~1255452		
52	0398612903	• PLATE		1		#~1255452		
53	0398612904	• PLATE		1		#~1255452		
54	1130040006	• NUT		1		#~1255452		
55	1134030006	• NUT		1		#~1255452		
56	1120530650	• SCREW		2		#~1255452		
57	1100240645	• BOLT		1		#~1255452		
57		NOTE						
57		1.03986-07100 CAB ASSY incl. cab2~4						
57		2.03986-17100 CAB ASSY incl. cab2~4						
	K236a5L							



K2-360-0-D

CAB 2 (ROPS & FOPS)

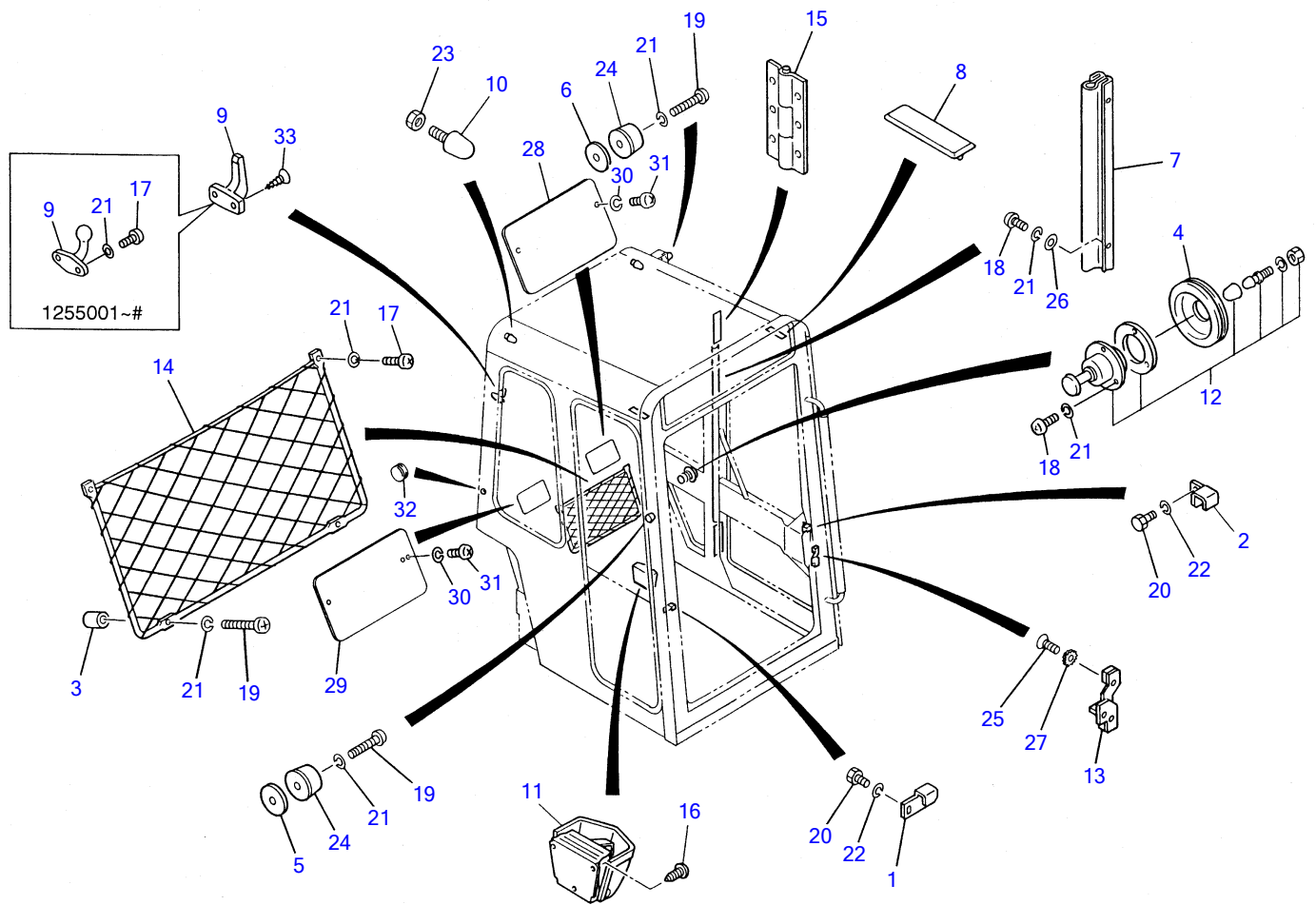
Item	Part number	Description	Q'ty	Chan.	Serial No.	Serv.	Remarks
1	X 0398613200	FRAME	1				
2	0398600300	GLASS	1				
3	0398613400	GLASS	1				
4	0398607300	GLASS	1				
5	0398607400	GLASS	1			old type	
6	0398613600	GLASS	1				
7	0398613700	SASH ASSY	1				
8	0398613702	• GLASS	1				
9	0398613703	• GLASS	1				
10	1654007000	• LOCK ASSY (R.H.)	1				
11	1654007200	• LOCK ASSY (L.H.)	1				
12	1654007400	• STRIP, weather	1				
13	1120740510	• SCREW	6				
14	0398607700	ABSORBENT	1				
15	0398613800	ABSORBENT	1				
16	0398601400	STOPPER	2				
17	0398613900	COVER	1				
18	0398614000	COVER	1				
19	1654231180	H-RUBBER	1				sold by the meter
20	1654231299	H-RUBBER	1				sold by the meter
21	1654231315	H-RUBBER	1				sold by the meter
22	1654231240	H-RUBBER	1			old type	sold by the meter
23	1654231181	H-RUBBER	1				sold by the meter
24	1654231345	H-RUBBER	1				sold by the meter
25	1654605342	SEAL	1				sold by the meter
26	1654606033	SEAL	2				sold by the meter
27	1654605262	SEAL	1				sold by the meter
28	1654605090	SEAL	1				sold by the meter
29	1100090812	BOLT	13				
30	1140090008	WASHER, spring	13				
31	0398614100	BOARD	1				
32	0398614200	ABSORBENT	1				
33	0398616800	GLASS ASSY (R.H.)	1			old type	
	0398616700	GLASS ASSY (R.H.)	1			new type	
34	0398616401	• GLASS	1			old type	
	0398616701	• GLASS	1			new type	
35	0338622200	• HINGE	2			new type	
36	0338622300	• SPACER	2			new type	
37	0338622400	• PLATE	1			new type	
38	1654004008	• LOCK	1			new type	
39	1654004006	• RETAINER	1			new type	
40	1654004007	• PACKING	2			new type	
41	1654007002	• RETAINER	2			new type	
42	1654004001	• PACKING	6			new type	
43	1654004002	• PACKING	2			new type	
44	1654004003	• PACKING	2			new type	
45	1120630616	• SCREW	2			new type	
46	1120530510	• SCREW	7			new type	
47	1140020005	• WASHER, spring	7			new type	
48	1100040616	• BOLT	4			new type	
49	1140020006	• WASHER, spring	6			old type	
	1140020006	• WASHER, spring	4			new type	
50	1654520235	• RUBBER	1			new type	sold by the meter
51	0398616801	• BRACKET	1			old type	
52	1134030006	• NUT	2			old type	
53	1100040660	• BOLT	2			old type	
		NOTE					
		1.03986-13100 CAB ASSY incl. cab2~4					
	K236d2L						



K2-36b-2-D

CAB 3						
Item	Part number	Description	Q'ty	Chan.	Serial No.	Serv. Remarks
1	0398600900	PLATE	1		1255001~1255452	
	0338621500	PLATE	1		1255453~	
2	0398607600	PLATE	1			
3	0398601300	COLLAR	2			
4	0398603400	GROMMET	1			
5	0468601600	SHIM	1			
6	0468601700	SHIM	1			
7	0468602100	SEAL	1			
8	0568614300	SPACER	2			
9	1653614389	HANGER	1		1255001~#	discontinued
	1654004800	HANGER	1		#~	
10	1651101224	STOPPER	2			
11	1653691970	ASHTRAY	1			
12	1653691460	CATCHER ASSY	1			
13	0068620500	STRIKER	1			
14	1653691350	POCKET ASSY	1			
15	0468601800	HINGE	2			
16	1122500408	SCREW	3			
17	1120590512	SCREW	4		1255001~#	
	1120590512	SCREW	2		#~	
18	1120590508	SCREW	17			
19	1120590525	SCREW	6			
20	1100090812	BOLT	2			
21	1140090005	WASHER, spring	27		1255001~#	
	1140090005	WASHER, spring	25		#~	
22	1140090008	WASHER, spring	2			
23	1130140012	NUT	2			
24	1652103824	RUBBER	2			
25	1120630816	SCREW	2			
26	1141190005	WASHER	14			
27	1140330008	WASHER	2			
28	0398608800	COVER	1			
29	0398608900	COVER	1			
30	1140020004	WASHER, spring	4			
31	1120530408	SCREW	4			
32	1652051200	GROMMET	1			
33	1122500412	SCREW	2		#~	
	K236b3L					

TB025 Book No. PE3-102Z4 S/N1255001-1258249
CAB 3 (ROPS & FOPS)



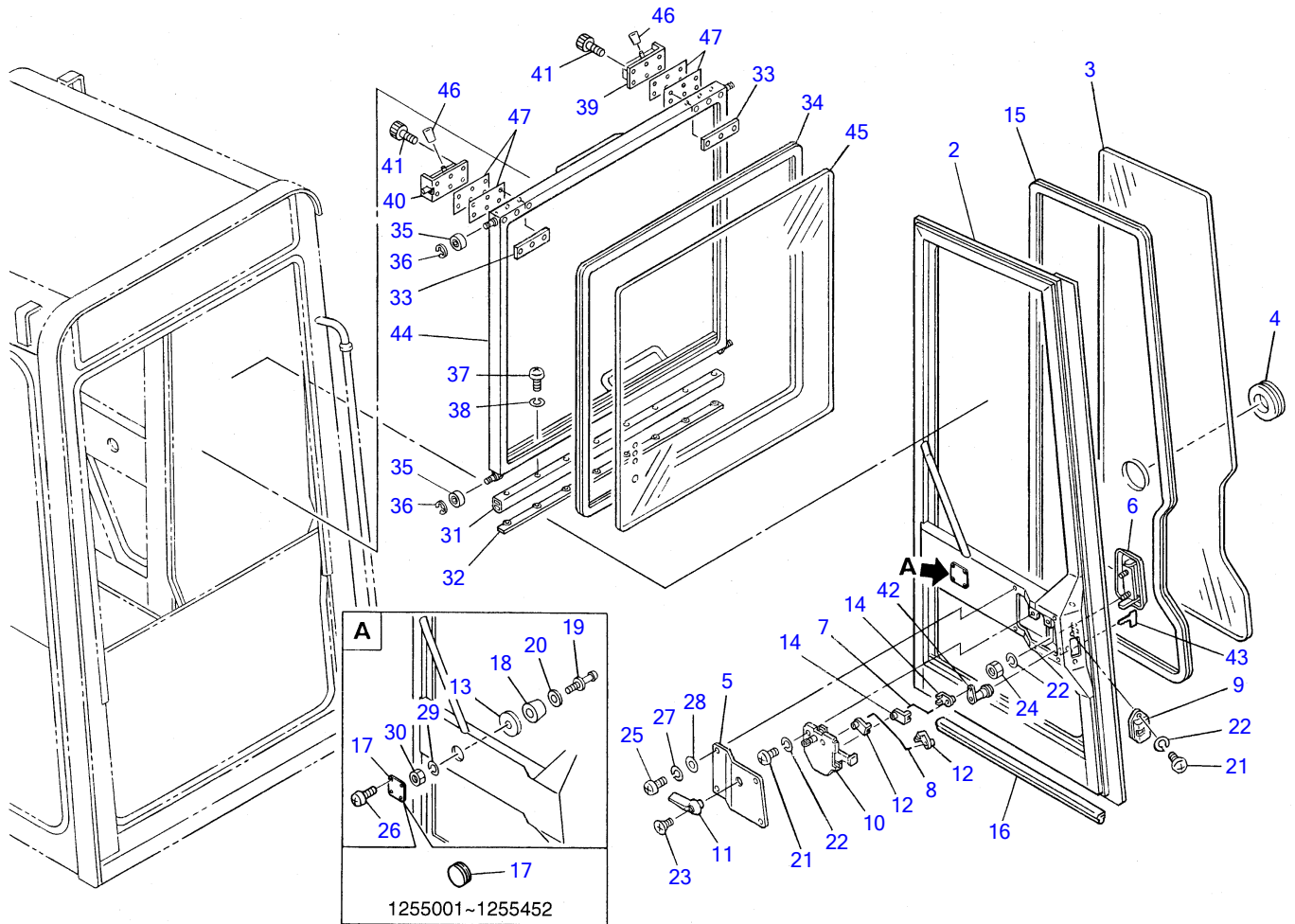
1255001~#
9 21 17

K2-36e-1-D

CAB 3 (ROPS & FOPS)

Item	Part number	Description	Q'ty	Chan.	Serial No.	Serv.	Remarks
1	0398600900	PLATE	1				
2	0398607600	PLATE	1				
3	0398601300	COLLAR	2				
4	0398603400	GROMMET	1				
5	0468601600	SHIM	1				
6	0468601700	SHIM	1				
7	0468602100	SEAL	1				
8	0568614300	SPACER	2				
9	1653614389	HANGER	1		1255001~#~		discontinued
	1654004800	HANGER	1		#~		
10	1651101224	STOPPER	2				
11	1653691970	ASHTRAY	1				
12	1653691460	CATCHER ASSY	1				
13	0068620500	STRIKER	1				
14	1653691350	POCKET ASSY	1				
15	0468601800	HINGE	2				
16	1122500408	SCREW	3				
17	1120590512	SCREW	4				
	1120590512	SCREW	2		1255001~#~		
18	1120590508	SCREW	19		#~		
19	1120590525	SCREW	4				
20	1100090812	BOLT	2				
21	1140090005	WASHER, spring	27		1255001~#~		
	1140090005	WASHER, spring	25		#~		
22	1140090008	WASHER, spring	2				
23	1130140012	NUT	2				
24	1652103824	RUBBER	2				
25	1120630816	SCREW	2				
26	1141190005	WASHER	14				
27	1140330008	WASHER	2				
28	0398614300	COVER	1				
29	0398608900	COVER	1				
30	1140020004	WASHER, spring	4				
31	1120530408	SCREW	4				
32	1652051200	GROMMET	1				
33	1122500412	SCREW	2		#~		

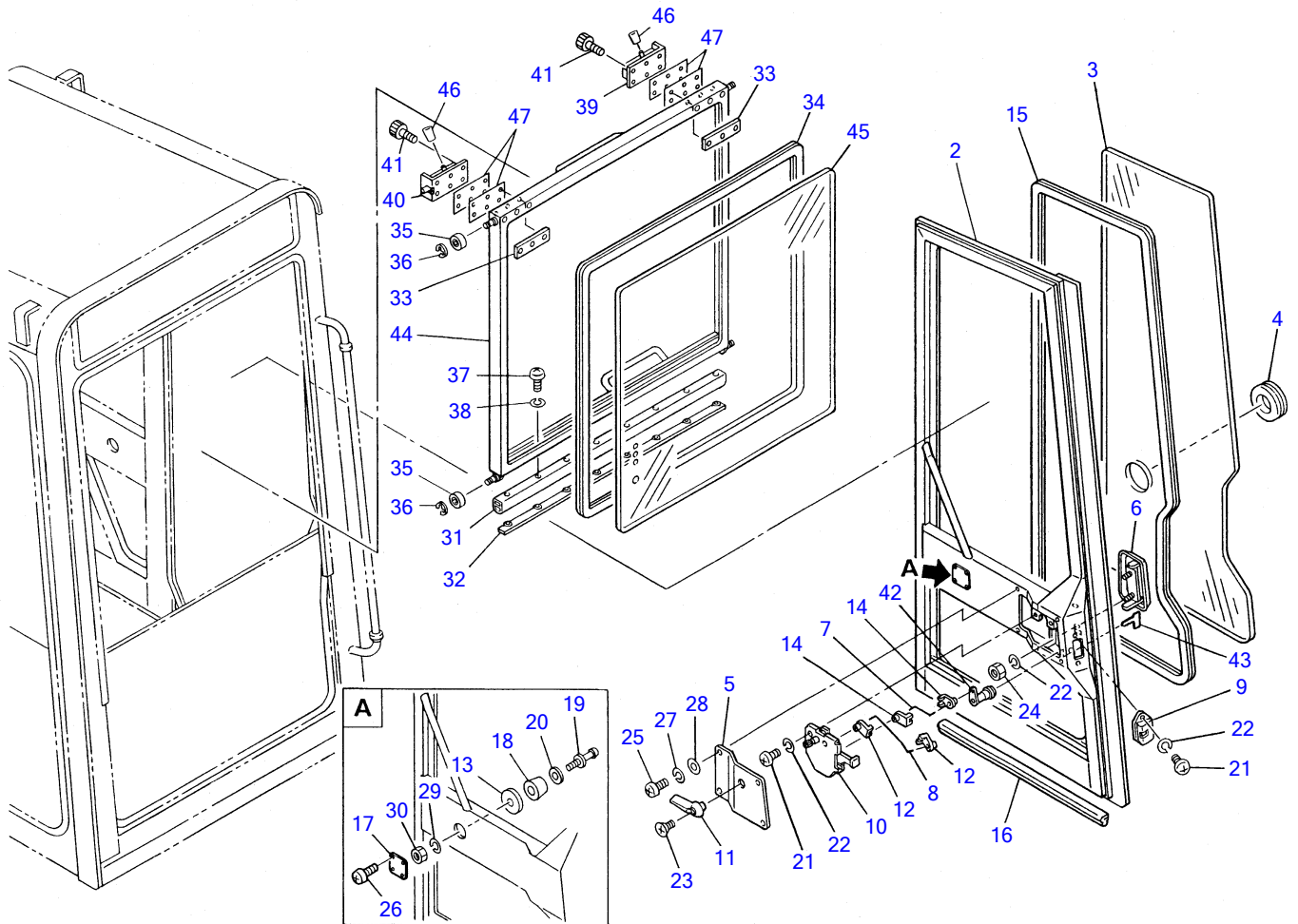
K236e1L



K2-36c-2-D

CAB 4

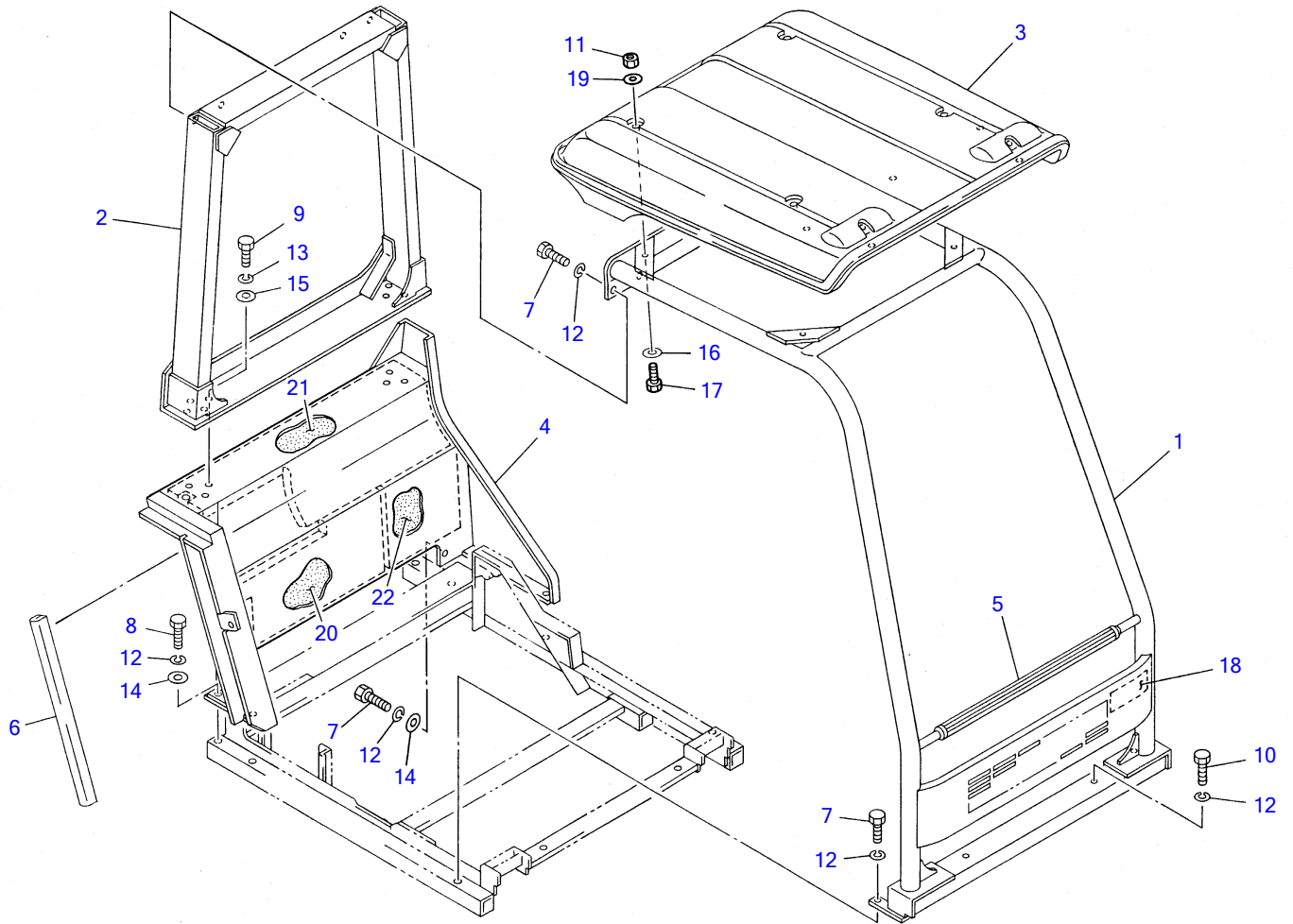
Item	Part number	Description	Q'ty	Chan.	Serial No.	Serv.	Remarks
1	0398611000	DOOR ASSY	1		1255001~1255452		H=1533mm
	0398615000	DOOR ASSY	1		1255453~		H=1499mm
2	0398610100	• DOOR	1		1255001~1255452		
	0398615100	• DOOR	1		1255453~		
3	0398603200	• GLASS	1		1255001~1255452		
	0398615200	• GLASS	1		1255453~		
4	0398603400	• GROMMET	1				
5	0398610200	• COVER	1				
6	0398610300	• HANDLE	1				
7	0398610400	• ROD	1				
8	0398610500	• ROD	1				
9	0068620400	• LOCK ASSY	1				
10	0398610600	• CONTROL	1				
11	0398610700	• HANDLE	1				
12	0068621500	• SNAP	2				
13	0468603300	• WASHER	1				
14	0398610900	• SNAP	2				
15	1654231375	• H-RUBBER	1				
16	1654605060	• SEAL	1				sold by the meter
17	1652053800	• GROMMET	1		1255001~1255452		
	0398615300	• PLATE	1		1255453~		
18	X *****	• RUBBER	1				
19	X *****	• CATCH	1				
20	X *****	• WASHER	1				
21	1120590612	• SCREW	4				
22	1140090006	• WASHER	6				
23	1120790516	• SCREW	1				
24	1130040006	• NUT	2				
25	1120590512	• SCREW	4				
26	1120590410	• SCREW	4		1255453~		
27	1140090005	• WASHER, spring	4				
28	1141190005	• WASHER	4				
29	1140020008	• WASHER, spring	1				
30	1130040008	• NUT	1				
31	0398605300	RUBBER	1				
32	0398605400	PLATE	1				
33	0468605400	PLATE	4				
34	1654231313	H-RUBBER	1		1255001~1255452		sold by the meter
	1654231307	H-RUBBER	1		1255453~		sold by the meter
35	1300200608	BEARING	4				
36	1224000006	E-RING	4				
37	1120590410	SCREW	8		1255001~1255452		
	1120590414	SCREW	6		1255453~		
38	1140090004	WASHER, spring	8		1255001~1255452		
	1140090004	WASHER, spring	6		1255453~		
39	1653613241	LATCH (L.H.)	1				
40	1653613240	LATCH (R.H.)	1				
41	1110040512	SCREW, cap	12				
42	1653611527	KEY ASSY	1				
43	1700100019	KEY	1				
44	0398612100	SASH, front	1		1255001~1255452		H=820mm
	0398616100	SASH, front	1		1255453~1255720		H=790mm
	0398618100	SASH, front	1		1255721~		H=790mm
45	0398612200	GLASS	1		1255001~1255452		
	0398616200	GLASS	1		1255453~		
46	0398612500	GRIP	2				
47	0468605031	SHIM	AR				t=1.6mm
	0468605032	SHIM	AR				t=1.2mm
	0468605033	SHIM	AR				t=0.7mm
		NOTE					
		1.SASH ASSY, front (with wiper motor)					
		2.SASH ASSY, front (right wiper) H=820mm					
		3.SASH ASSY, front (right wiper) H=790mm					
		4.SASH ASSY, front (left wiper) H=790mm					



K2-36f-0-D

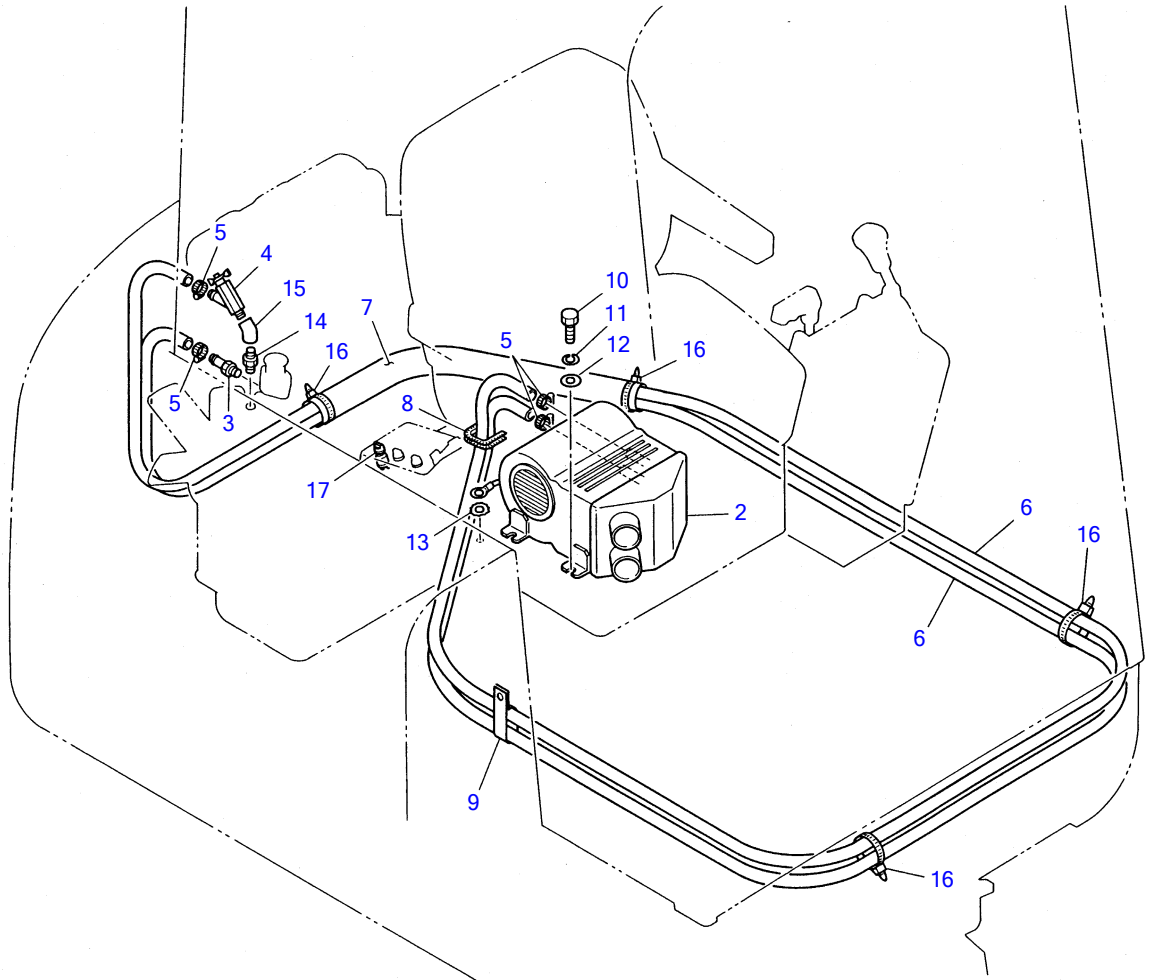
CAB 4 (ROPS & FOPS)

Item	Part number	Description	Q'ty	Chan.	Serial No.	Serv.	Remarks
1	0398615000	DOOR ASSY	1				
2	0398615100	• DOOR	1				
3	0398615200	• GLASS	1				
4	0398603400	• GROMMET	1				
5	0398610200	• COVER	1				
6	0398610300	• HANDLE	1				
7	0398610400	• ROD	1				
8	0398610500	• ROD	1				
9	0068620400	• LOCK ASSY	1				
10	0398610600	• CONTROL	1				
11	0398610700	• HANDLE	1				
12	0068621500	• SNAP	2				
13	0468603300	• WASHER	1				
14	0398610900	• SNAP	2				
15	1654231375	• H-RUBBER	1				sold by the meter
16	1654605060	• SEAL	1				sold by the meter
17	0398615300	• PLATE	1				
18	X *****	• RUBBER	1				
19	X *****	• CATCH	1				
20	X *****	• WASHER	1				
21	1120590612	• SCREW	4				
22	1140090006	• WASHER	6				
23	1120790516	• SCREW	1				
24	1130040006	• NUT	2				
25	1120590512	• SCREW	4				
26	1120590410	• SCREW	4				
27	1140090005	• WASHER, spring	4				
28	1141190005	• WASHER	4				
29	1140020008	• WASHER, spring	1				
30	1130040008	• NUT	1				
31	0398605300	RUBBER	1				
32	0398605400	PLATE	1				
33	0468605400	PLATE	4				
34	1654231307	H-RUBBER	1				sold by the meter
35	1300200608	BEARING	4				
36	1224000006	E-RING	4				
37	1120590414	SCREW	8				
38	1140090004	WASHER, spring	8				
39	1653613241	LATCH (L.H.)	1				
40	1653613240	LATCH (R.H.)	1				
41	1110040512	SCREW, cap	12				
42	1653611527	KEY ASSY	1				
43	1700100019	KEY	1				
44	0398618100	SASH, front	1				
45	0398616200	GLASS	1				
46	0398612500	GRIP	2				
47	0468605031	SHIM	AR				t=1.6mm
	0468605032	SHIM	AR				t=1.2mm
	0468605033	SHIM	AR				t=0.7mm
		NOTE					
		1.SASH ASSY, front (with wiper motor)					
		2.03986-18000 SASH ASSY, front					
	K236f2L						



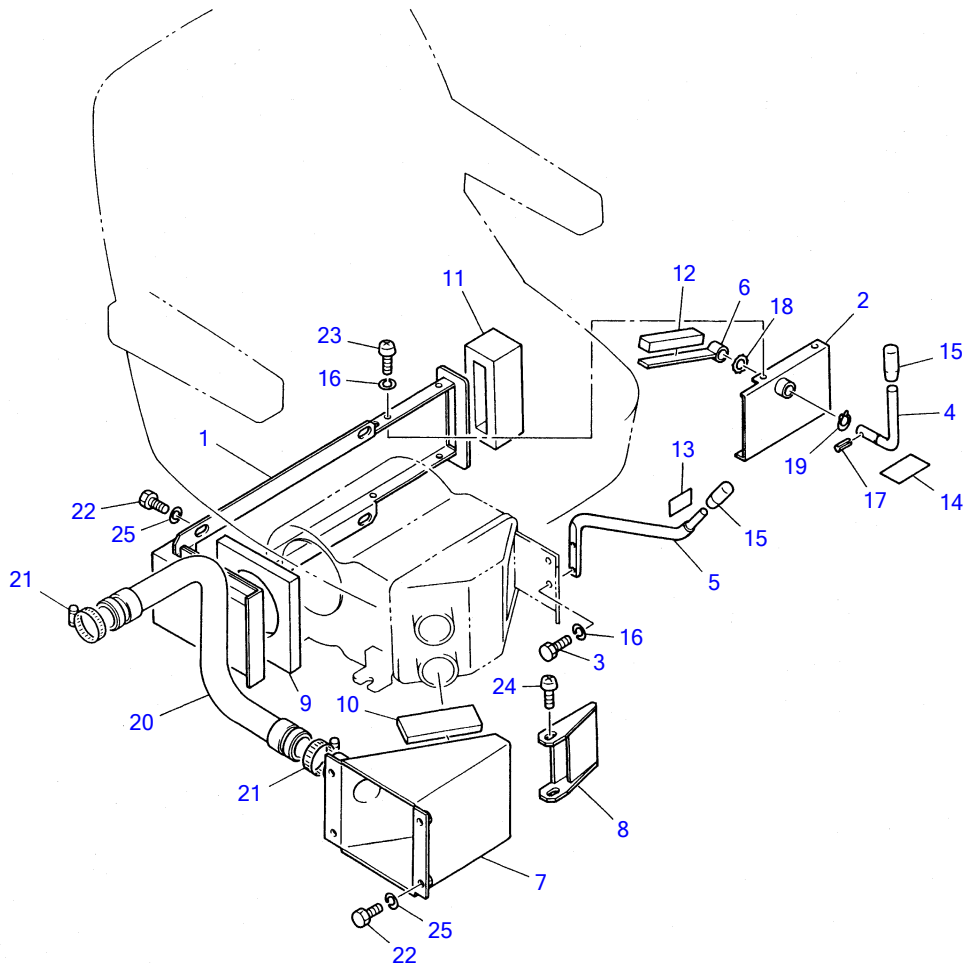
E3-37b-2-D

CANOPY (4 poles)						
Item	Part number	Description	Q'ty	Chan.	Serial No.	Serv. Remarks
1	0358408100	POLE, front	1			
2	0358408200	POLE, rear	1			
3	0358400300	ROOF	1		1255001~1255624	
	0368416300	ROOF	1	(H)	1255625~	
4	0368416100	COVER	1			
5	0358403000	GRIP	1			
6	1654520060	TRIM	1			sold by the meter
7	1100041025	BOLT	10			
8	1100041030	BOLT	5			
9	1100041230	BOLT	6			
10	1100041055	BOLT	2			
11	1130040010	NUT	4			
12	1140020010	WASHER, spring	17			
13	1140020012	WASHER, spring	6			
14	1141550010	WASHER	9			
15	1141550012	WASHER	6			
16	1141110010	WASHER	4			
17	1100041035	BOLT	4			
18	0358403500	STICKER	1			
19	0003600020	WASHER	4			
20	0358402900	ABSORBENT	1			
21	0358403100	ABSORBENT	1			
22	0358403400	ABSORBENT	1			
	E337b3L					



F3-38a-1-D

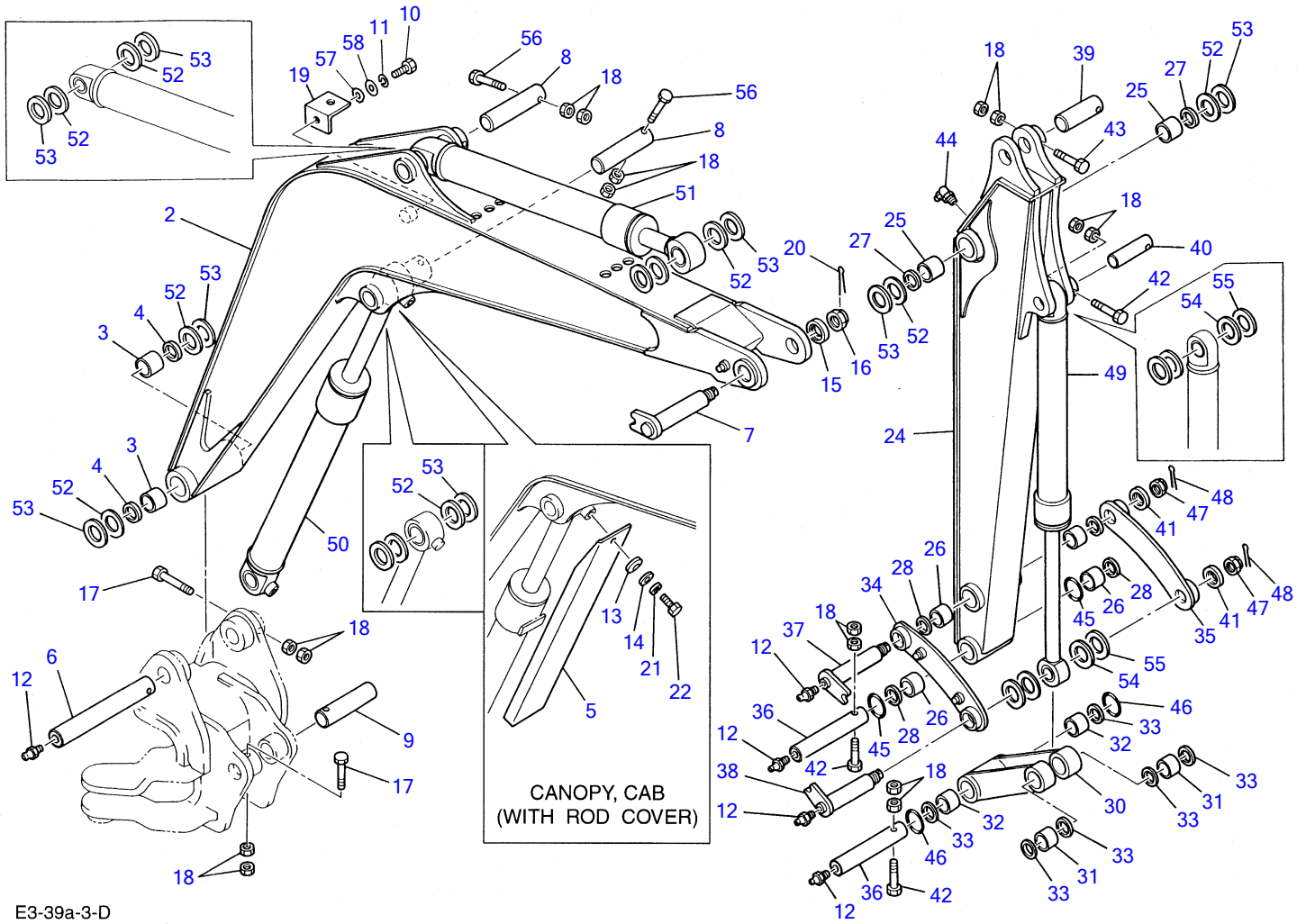
HEATER						
Item	Part number	Description	Q'ty	Chan.	Serial No.	Serv. Remarks
1	0364590010	HEATER ASSY	1		old type	
	0364590020	HEATER ASSY	1	(H)	new type	
2	1911503500	• HEATER	1		old type	
	1911503600	• HEATER	1	(H)	new type	
3	1911502200	• ADAPTOR	1			
4	1911502300	• VALVE	1			
5	1911500500	• CLAMP	4			
6	1911541800	• HOSE	2			sold by the meter
7	1531345110	• PROTECTOR	1			sold by the meter
8	1653917125	TRIM	1			sold by the meter
9	0007300019	CLAMP	1			
10	1100040816	BOLT	4			
11	1140020008	WASHER, spring	4			
12	0003608252	WASHER	4			
13	1140330008	WASHER	1			
14	1508510003	ADAPTOR	1			
15	1508110003	ELBOW	1			
16	1652231250	BAND	4			
17	1911503400	SWITCH	1			
	F338a1L					



K2-38c-0-D

DEFROSTER

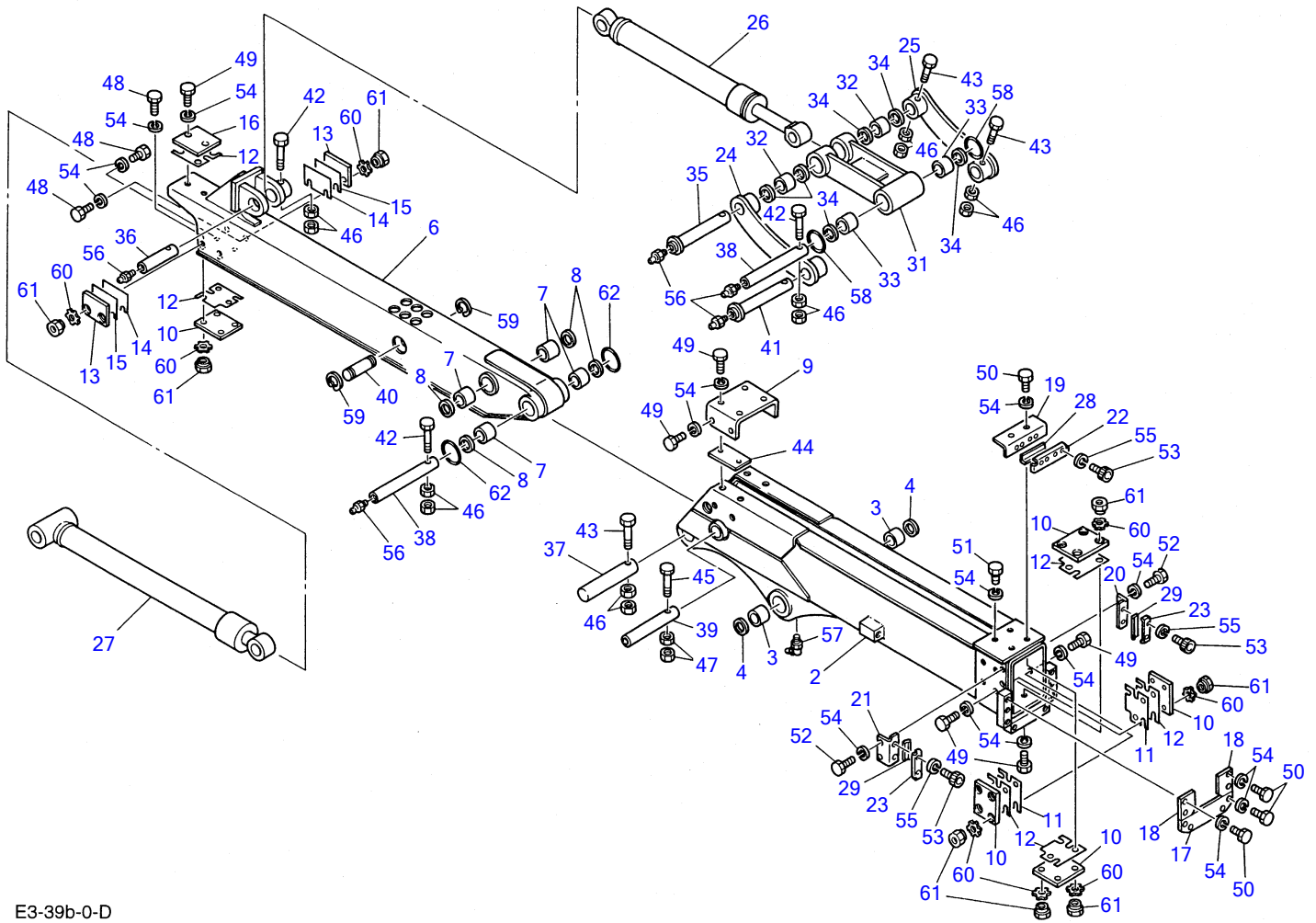
Item	Part number	Description	Q'ty	Chan.	Serial No.	Serv.	Remarks
1	0394507100	DUCT	1				
2	0394504200	COVER, duct	1				
3	1100040512	BOLT	2				
4	0394504400	LEVER	1				
5	0394507200	LEVER	1				
6	0394504600	LEVER	1				
7	0394503200	DUCT	1				
8	0394503300	DEFROSTER	1				
9	0394501600	PACKING	1				
10	0394501700	PACKING	1				
11	0394504700	PACKING	1				
12	0394504800	ABSORBENT	1				
13	0394504900	STICKER	1				
14	0189311800	STICKER	1				
15	1650132050	GRIP	2				
16	1140020005	WASHER, spring	6				
17	1213000320	PIN, spring	1				
18	1225000010	WASHER	1				
19	1220010010	RING, snap	1				
20	1567363865	HOSE	1				
21	1533700051	BAND	2				
22	1100040816	BOLT	8				
23	1120530510	SCREW	4				
24	1122500510	SCREW	2				
25	1140020008	WASHER, spring	8				
	K238c3L						



Item	Part number	Description	HOE		Serial No.	Serv.	Remarks
			Q'ty	Chan.			
1	0356002100	BOOM ASSY	1	(L)	1255001~125528		
	0356002600	BOOM ASSY	1	(H)	1255529~		
2	X 0356000200	• BOOM	1	(L)	1255001~1255528		
	X 0356002700	• BOOM	1	(H)	1255529~		
3	0002400019	• BUSHING	2				
4	1432200040	SEAL, dust	2				
5	0436000200	COVER	1				canopy
6	0011573006	PIN	1				
7	0011903002	PIN	1				
8	0011503180	PIN	2				
9	0011513003	PIN	1				
10	1100041025	BOLT	1		1255001~1255918		
11	1140020010	WASHER, spring	1		1255001~1255918		
12	1560001000	NIPPLE, grease	5				
13	1225121016	SPRING, conical	1				canopy
14	0003608003	WASHER	1				canopy
15	0003900013	WASHER	1				
16	1132630030	NUT	1				
17	1103041085	BOLT	2				
18	1130240010	NUT	16				
19	0366012600	ANGLE	1		1255001~1255918		
20	1210010655	PIN, split	1				
21	1140020008	WASHER, spring	1				
22	1100040816	BOLT	1				
23	0356100100	ARM ASSY	1				1135mm long
	0356102000	LONG ARM ASSY	1				1445mm long
24	X 0356100200	• ARM	1				
	X 0356102100	• LONG ARM	1				
25	0002400019	• BUSHING	2				
26	0002400021	• BUSHING	4				
27	1432200040	SEAL, dust	2				
28	1432200035	SEAL, dust	4				
29	0436101300	ARM ASSY, link	1				
30	X 0436101400	• ARM, link	1				
31	0002100020	• BUSHING	2				
32	0002400021	• BUSHING	2				
33	1432200035	SEAL, dust	6				
34	0356101200	PLATE	1				
35	0436108300	PLATE	1				
36	0011572004	PIN	2				
37	0011902001	PIN	1				
38	0011902002	PIN	1				
39	0011503115	PIN	1				
40	0011502110	PIN	1				
41	0003900021	WASHER	2				
42	1103041075	BOLT	3				
43	1103041080	BOLT	1				
44	1560001675	NIPPLE, grease	1				
45	1432900047	O-RING	2				
46	1432900004	O-RING	2				
47	1132630024	NUT	2				
48	1210010545	PIN, split	2				
49	1900052600	CYLINDER, bucket	1				
50	1900052300	CYLINDER, boom	1				canopy
	1900052400	CYLINDER, boom	1				cab
	1900069900	CYLINDER, boom	1				cab, 11°•t/with cover
51	1900052500	CYLINDER, arm	1				
52	0003600054	SHIM	AR				t=0.5mm
53	0003600053	SHIM	AR				t=0.2mm
54	0003600052	SHIM	AR				t=0.5mm
55	0003600051	SHIM	AR				t=0.2mm
56	1103041080	BOLT	2				
57	1140330010	WASHER	1		#~1255918		
58	1141110010	WASHER	1		#~1255918		

E339a5L

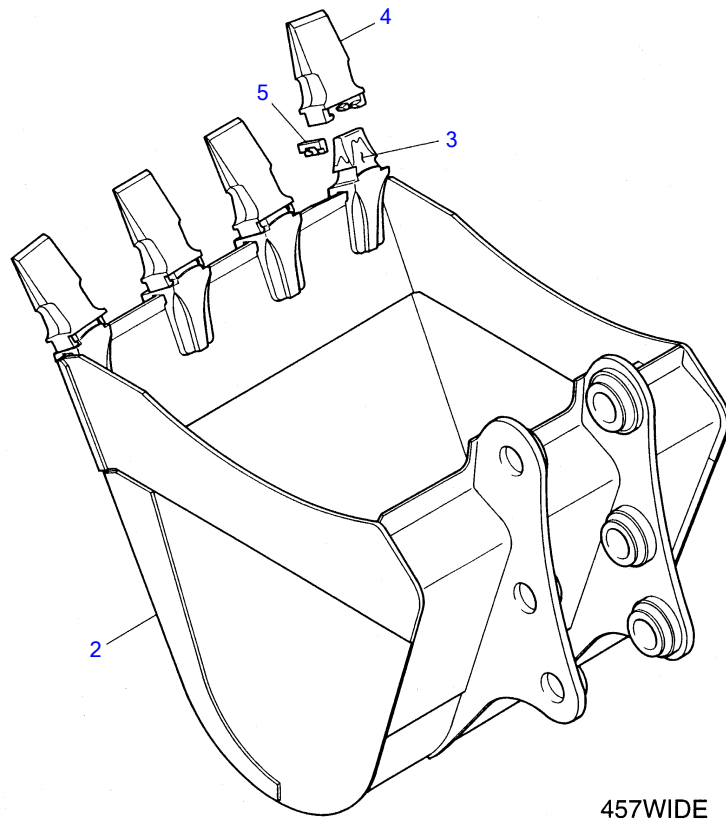
TB025 Book No.PE3-102Z4 S/N1255001-1258249
TELESCOPIC ARM



E3-39b-0-D

TELESCOPIC ARM

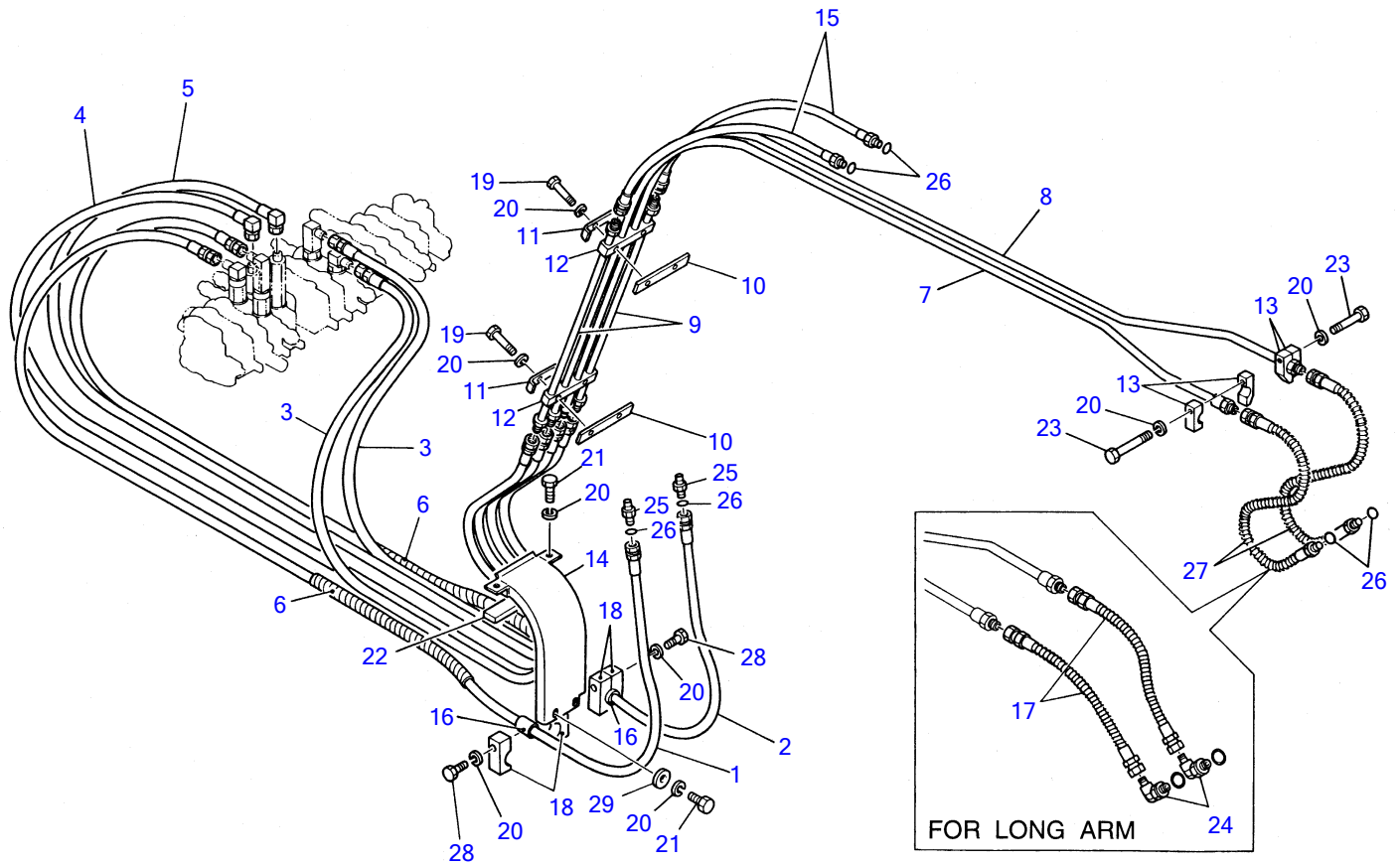
Item	Part number	Description	Q'ty	Chan.	Serial No.	Serv.	Remarks
1	0356104100	ARM ASSY, slide	1				
2	X 0356104200	· ARM, out side	1				
3	0002400019	· BUSHING	2				
4	1432200040	SEAL, dust	2				
5	0356104300	ARM ASSY, inside	1				
6	X 0356104400	ARM, inside	1				
7	0002400021	· BUSHING	4				
8	1432200035	SEAL, dust	4				
9	0446104500	PLATE	1				
10	0436103600	SLIDE	5		old type		
	0356104500	SLIDE	5	(H)	new type		
11	0436103701	SHIM	AR				t=0.5mm
12	0436103702	SHIM	AR				t=1.0mm
13	0436103900	SLIDE	2		old type		
	0356104600	SLIDE	2	(H)	new type		
14	0436104001	SHIM	AR				t=0.5mm
15	0436104002	SHIM	AR				t=1.0mm
16	0436104200	SLIDE	1		old type		
	0356104700	SLIDE	1	(H)	new type		
17	0436104500	PLATE	1				
18	0436104600	PLATE	2				
19	0446104800	PLATE	1				
20	0436104800	PLATE	1				
21	0436104900	PLATE	1				
22	0446105600	PLATE	1				
23	0436105100	PLATE	2				
24	0436107500	PLATE (R.H.)	1				
25	0436107600	PLATE (L.H.)	1				
26	1900052600	CYLINDER, bucket	1				
27	1900049700	CYLINDER, telescopic	1				
28	0446104900	WIPER	1				
29	0436105700	WIPER	2				
30	0436101300	ARM ASSY, link	1				
31	X 0436101400	· LINK, bucket	1				
32	0002100020	· BUSHING	2				
33	0002400021	· BUSHING	2				
34	1432200035	SEAL, dust	6				
35	0011022006	PIN	1				
36	0011572002	PIN	1				
37	0011503130	PIN	1				
38	0011572004	PIN	2				
39	0011501195	PIN	1				
40	0014230068	PIN	1				
41	0011042002	PIN	1				
42	1103041075	BOLT	3				
43	1103041080	BOLT	3				
44	0436104101	SHIM	AR				
45	1103040865	BOLT	1				
46	1130240010	NUT	12				
47	1130240008	NUT	2				
48	1100041016	BOLT	8				
49	1100041025	BOLT	22				
50	1100041035	BOLT	10				
51	1100041030	BOLT	2				
52	1100041020	BOLT	4				
53	1110040512	SCREW, cap	8				
54	1140020010	WASHER, spring	46				
55	1140020005	WASHER, spring	8				
56	1560001000	NIPPLE, grease	5				
57	1560001675	NIPPLE, grease	1				
58	1432900004	O-RING	2				
59	1220000030	E-RING	2				
60	1140330016	WASHER	24		old type		
61	0436105800	NUT	24		old type		
62	1432900047	O-RING	2				
	E339b2L						



E3-40e-0-D

BUCKET 5 (for U.S.A.)

Item	Part number	Description	Q'ty	Chan.	Serial No.	Serv.	Remarks
1	0356213000	BUCKET ASSY	1				457wide
2	X 0356213100	▪ BUCKET	1				
3	1914201302	▪ ▪ ADAPTOR, tooth	4				
4	1914201301	▪ POINT, tooth	4				
5	1914201203	▪ PIN, lock	4				
	E340e0L						

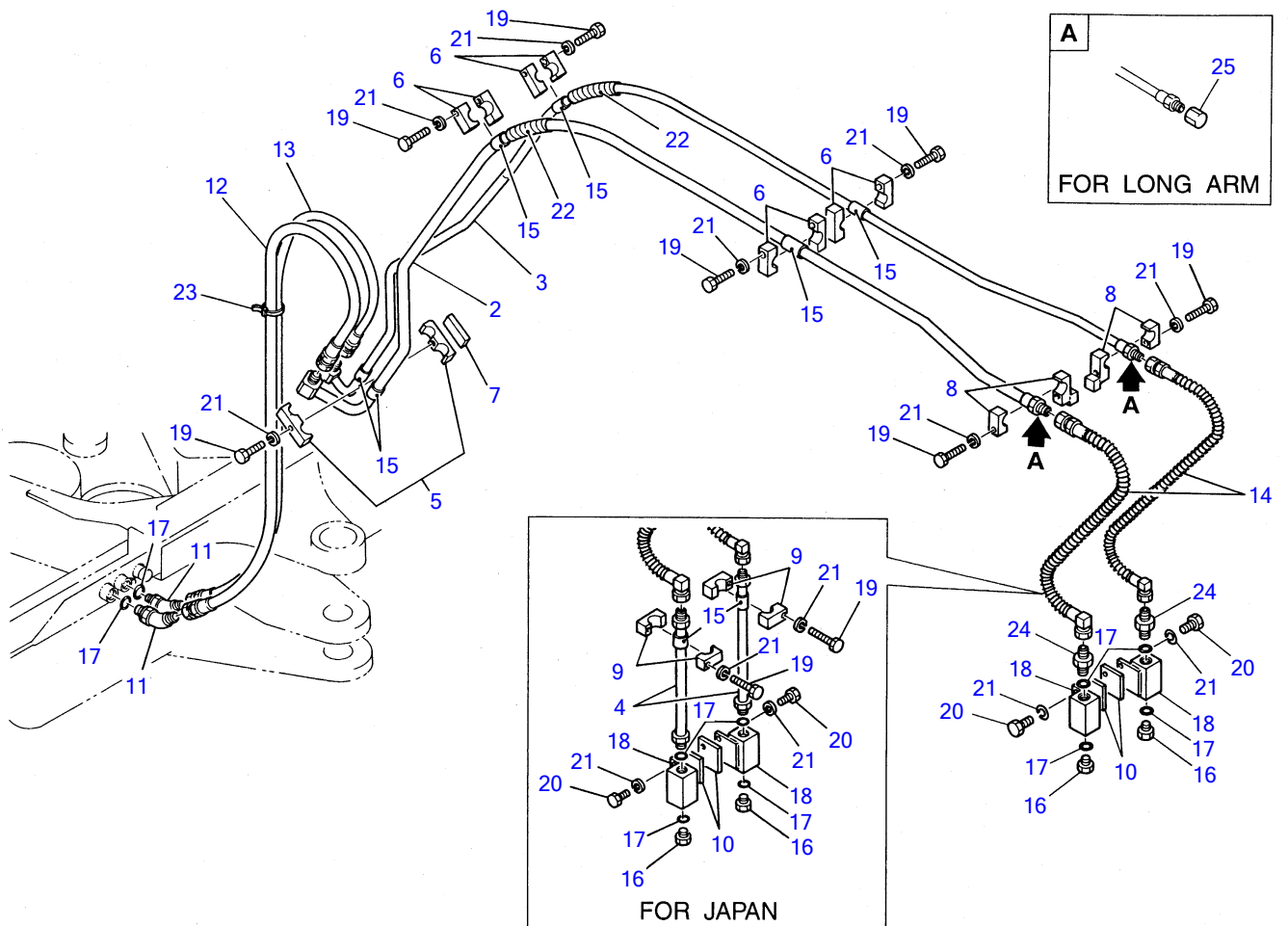


E3-41a-3-D

PIPING; HOE 1

Item	Part number	Description	Q'ty	Chan.	Serial No.	Serv.	Remarks
1	0357002000	HOSE ASSY	1				
2	0357002100	HOSE ASSY	1				
3	1945209200	HOSE ASSY	2				
4	1945809194	HOSE ASSY	1				
5	1945809188	HOSE ASSY	1				
6	1532218160	PROTECTOR	2				sold by the meter
7	0356002300	PIPE (R.H.)	1				
8	0356002400	PIPE (L.H.)	1				
9	0356002500	PIPE	2				
10	0436003300	CLAMP	2				
11	0147354400	CLAMP	2				
12	0147354500	PROTECTOR	2				
13	0436090009	CLAMP ASSY	2				
13-1	X 0436002001	• CLAMP	1				
13-2	X 0436002002	• CLAMP	1				
14	0436007600	PLATE	1				
15	1935029082	HOSE ASSY	2				
16	0436002300	GUARD	2				
17	1935309080	HOSE ASSY	2				for long arm
18	0433190008	CLAMP ASSY	2				
18-1	X 0433102141	• CLAMP	1				
18-2	X 0433102142	• CLAMP	1				
19	1100040840	BOLT	4				
20	1140010008	WASHER, spring	12				
21	1100040816	BOLT	4				
22	0437301900	RUBBER	1				
23	1100040835	BOLT	2				
24	1515010041	ELBOW	2				for long arm
25	1515600201	ADAPTOR	2				
26	1420010140	O-RING	6				
27	1935129070	HOSE ASSY	2				
28	1100040830	BOLT	2				
29	1141110012	WASHER	2				

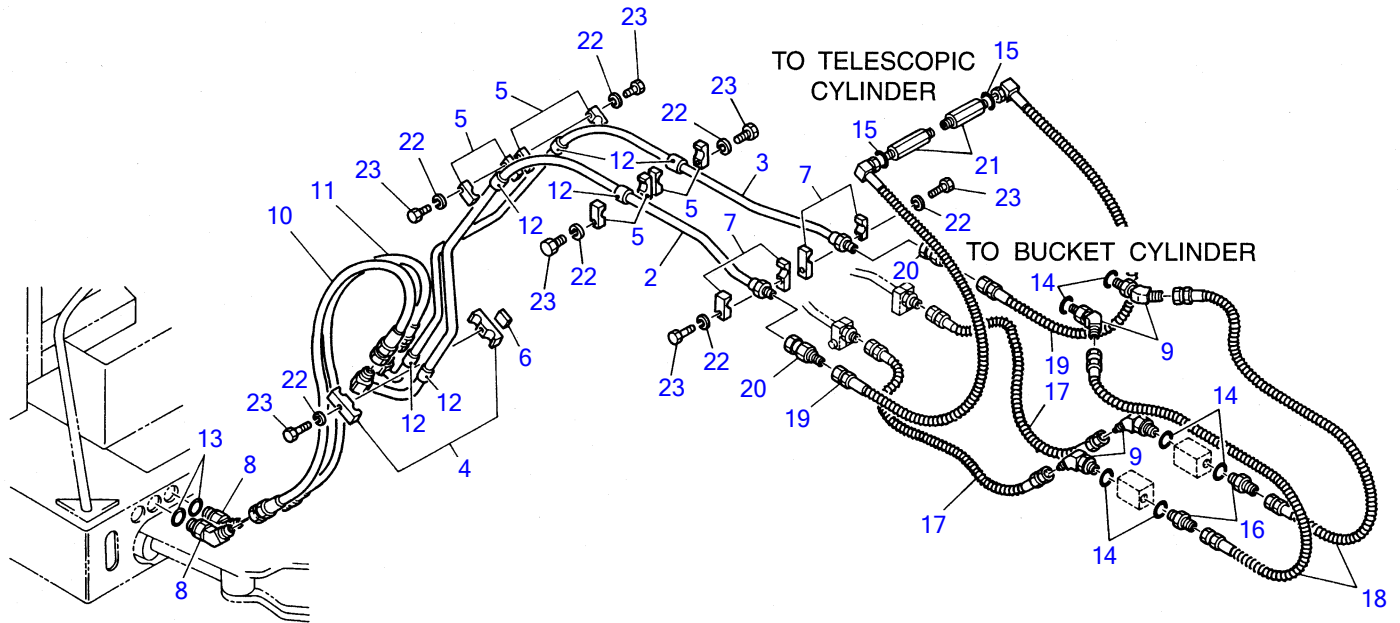
E341a5L



E3-42a-2-D

PIPING; HOE 2 (auxiliary line)

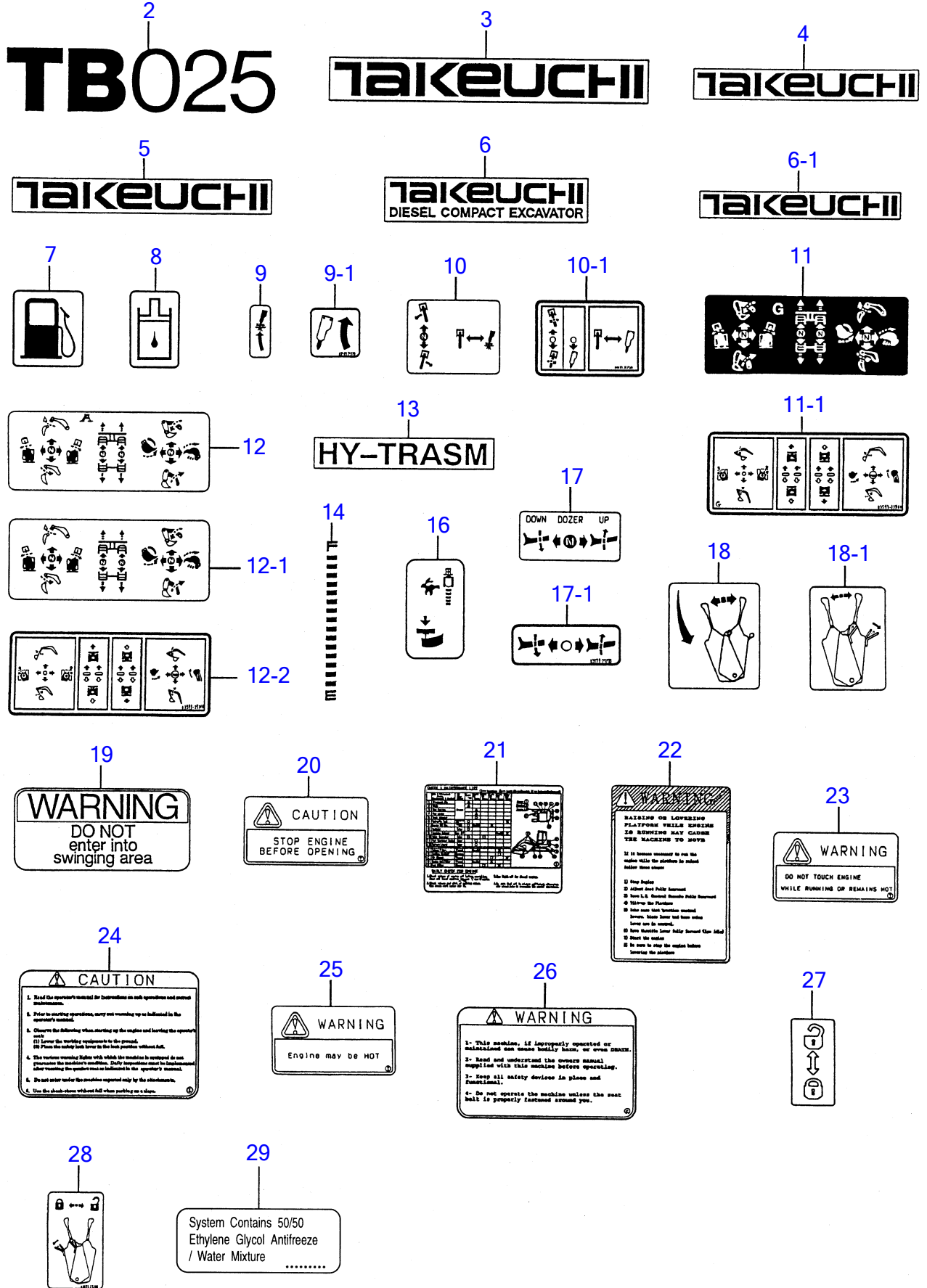
Item	Part number	Description	Q'ty	Chan.	Serial No.	Serv.	Remarks
1	0357390000	PIPING ASSY	1				for Japan
	0357390010	PIPING ASSY	1				
2	0357301100	• PIPE	1				
3	0357301200	• PIPE	1				
4	0437310500	• PIPE	2		1255001~1256482		for Japan
	0357311300	• PIPE	2		1256483~		for Japan
5	0467390009	• CLAMP ASSY	1				
5-1	X 0467301300	• • CLAMP	1				
5-2	X 0467301400	• • CLAMP	1				
6	0447390019	• CLAMP ASSY	4				
6-1	X 0447310601	• • CLAMP	1				
6-2	X 0447310602	• • CLAMP	1				
7	0447310700	• PLATE	1				
8	0447390049	• CLAMP ASSY	2				
8-1	X 0447311400	• • CLAMP	1				
8-2	X 0447311500	• • CLAMP	1				
9	0447390079	• CLAMP ASSY	2				for Japan
9-1	X 0447311101	• • CLAMP	1				
9-2	X 0447311102	• • CLAMP	1				
10	0447311300	• PLATE	2				for Japan
	0347302100	• PLATE	2				
11	1515100112	• ELBOW	2				
12	1935212142	• HOSE ASSY	1				
13	1935212135	• HOSE ASSY	1				
14	1935900001	• HOSE ASSY	2		1255001~1256482		
	1935900006	• HOSE ASSY	2		1256483~		
15	1531419003	• HOSE (sold by the meter)	8				for Japan
	1531419003	• HOSE (sold by the meter)	6				
16	1515600502	• PLUG	2				
17	1420010180	• O-RING	6				
18	1901719800	• VALVE, stop	2				
19	1100040835	• BOLT	9				for Japan
	1100040835	• BOLT	7				
20	1100040812	• BOLT	4				
21	1140020008	• WASHER, spring	13				for Japan
	1140020008	• WASHER, spring	11				
22	1532218012	• PROTECTOR	2				sold by the meter
23	1652201005	• BAND	1				
24	1515600202	• ADAPTOR	2				
25	1513900004	PLUG	2				for long arm
	E342a6L						



E3-42b-1-D

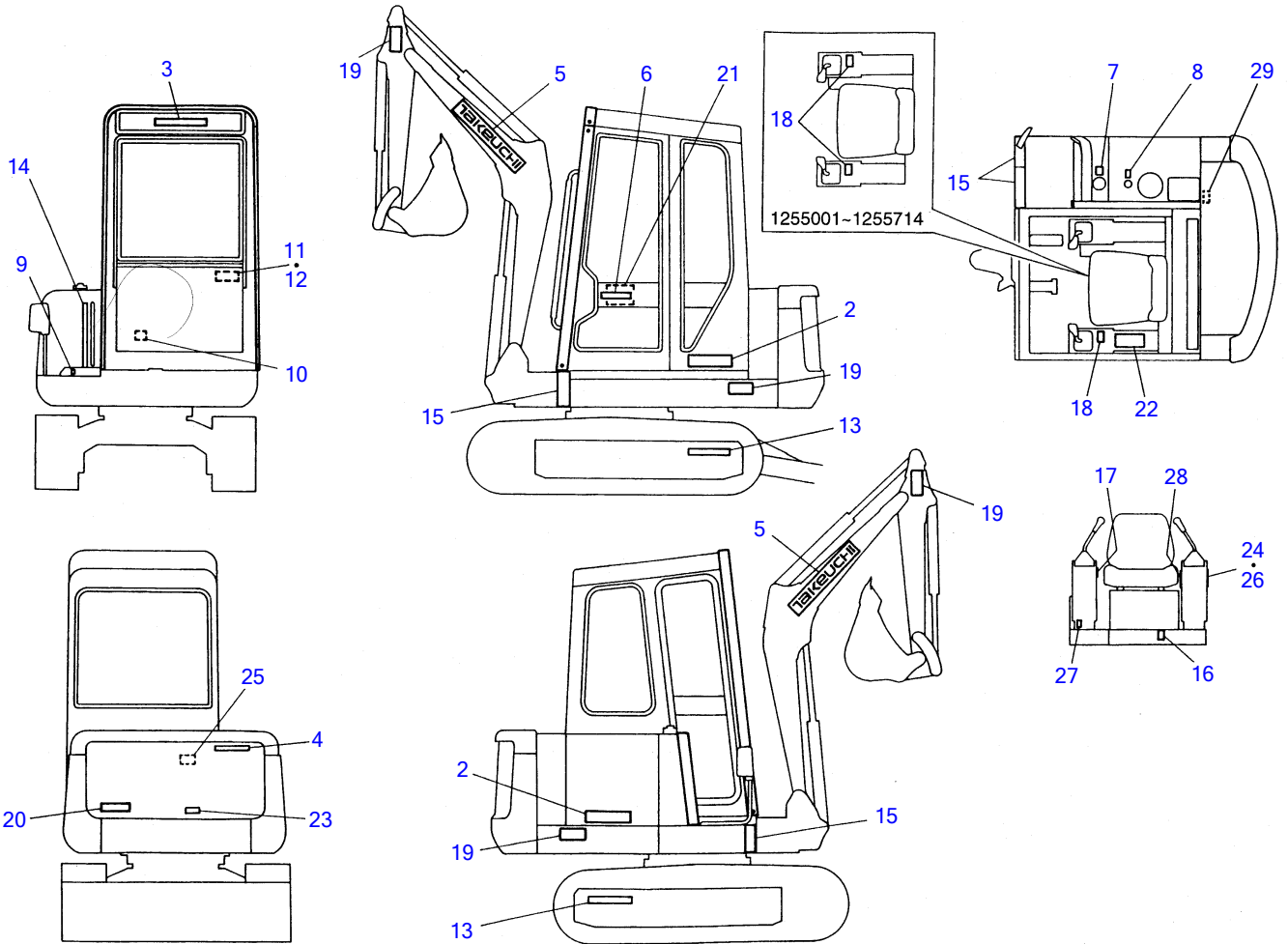
PIPING; HOE 3 (telescopic)

Item	Part number	Description	Q'ty	Chan.	Serial No.	Serv.	Remarks
1	0356190004	PIPING ASSY	1				
2	0357301100	• PIPE	1				
3	0357301200	• PIPE	1				
4	0467390009	• CLAMP ASSY	1				
5	0447390019	• CLAMP ASSY	4				
6	0447310700	• PLATE	1				
7	0447390049	• CLAMP ASSY	2				
8	1515100112	• ELBOW	2				
9	1515100111	• ELBOW	4				
10	1935212142	• HOSE ASSY	1				
11	1935212135	• HOSE ASSY	1				
12	1531419003	• PROTECTOR	6				sold by the meter
13	1420010180	• O-RING	2				
14	1420010140	• O-RING	6				
15	1420010110	• O-RING	2				
16	1515600201	• ADAPTOR	2				
17	1802120070	• HOSE ASSY	2				
18	1802120076	• HOSE ASSY	2				
19	1802101062	• HOSE ASSY	2				
20	0007236040	• ADAPTOR	2				
21	0007203026	• ADAPTOR	2				
22	1140020008	• WASHER, spring	7				
23	1100040835	• BOLT	7				
	E342b1L						



DECAL (English) (cab)							
Item	Part number	Description	Q'ty	Chan.	Serial No.	Serv.	Remarks
1	0359390060	DECAL SET	1		1255001~1255714		
	0359390180	DECAL SET	1		1255715~1256616		
	0359313000	DECAL SET	1		1256617~		
	0359329000	DECAL SET	1				U.S. TAKEUCHI
2	0359300200	• DECAL	2				
3	0359306100	• DECAL	1				
4	0359306200	• DECAL	1				
5	0359306300	• DECAL	2				
6	0359306400	• DECAL	1		1255001~1256616		
6-1	0569321400	• DECAL	1	(H)	1256617~		
7	0359306600	• SYMBOL MARK	1				
8	0359306700	• SYMBOL MARK	1				
9	0359306800	• DECAL	1		1255001~1256616		breaker
9-1	0359325220	• DECAL	1	(H)	1256617~		breaker
10	0359306900	• DECAL	1		1255001~1256616		swing
10-1	0359325270	• DECAL	1	(H)	1256617~		swing
11	0359307000	• DECAL	1		1255001~1256481		JCB pattern
11-1	0359313800	• DECAL	1	(H)	1256482~		JCB pattern
12	0439301100	• DECAL	1		1255001~1256481		ISO pattern
12-1	0349318100	• DECAL	1	(H)	1256482~1256616		ISO pattern
12-2	0359325240	• DECAL	1	(H)	1256617~		ISO pattern
13	0359307100	• SYMBOL MARK	2				HY-TRASH
14	0359300400	• DECAL	1				
15	0359301100	• DECAL	4				
16	0439301400	• DECAL	1		1255001~1256481		A.C.C pedal
	0339318300	• DECAL	1	(H)	1256482~		A.C.C pedal
17	0439307700	• DECAL	1		1255001~1256481		blade
17-1	0569322100	• DECAL	1	(H)	1256482~1256616		blade
	0359325190	• DECAL	1	(H)	1256617~		blade
18	0359307300	• DECAL	2		1255001~1255714		
18-1	0359313200	• DECAL	1				not use
19	0359306500	• DECAL	4				
20	0359307400	• DECAL	1				
21	0359307200	• DECAL	1				
22	0359313100	• DECAL	1				
23	0569321960	• DECAL	1				not use
24	0359313500	• DECAL	1				not use
25	0569321980	• DECAL	1				
26	0359313700	• DECAL	1				
27	0329352400	• DECAL	1		1256617~		
28	0359325200	• DECAL	1		1256617~		
29	0359313900	• DECAL	1				U.S. TAKEUCHI

E343c5L



E3-43c-3-D

DECAL (English) (cab)							
Item	Part number	Description	Q'ty	Chan.	Serial No.	Serv.	Remarks
1	0359390060	DECAL SET	1		1255001~1255714		
	0359390180	DECAL SET	1		1255715~1256616		
	0359313000	DECAL SET	1		1256617~		
	0359329000	DECAL SET	1				U.S. TAKEUCHI
2	0359300200	• DECAL	2				
3	0359306100	• DECAL	1				
4	0359306200	• DECAL	1				
5	0359306300	• DECAL	2				
6	0359306400	• DECAL	1		1255001~1256616		
6-1	0569321400	• DECAL	1	(H)	1256617~		
7	0359306600	• SYMBOL MARK	1				
8	0359306700	• SYMBOL MARK	1				
9	0359306800	• DECAL	1		1255001~1256616		breaker
9-1	0359325220	• DECAL	1	(H)	1256617~		breaker
10	0359306900	• DECAL	1		1255001~1256616		swing
10-1	0359325270	• DECAL	1	(H)	1256617~		swing
11	0359307000	• DECAL	1		1255001~1256481		JCB pattern
11-1	0359313800	• DECAL	1	(H)	1256482~		JCB pattern
12	0439301100	• DECAL	1		1255001~1256481		ISO pattern
12-1	0349318100	• DECAL	1	(H)	1256482~1256616		ISO pattern
12-2	0359325240	• DECAL	1	(H)	1256617~		ISO pattern
13	0359307100	• SYMBOL MARK	2				HY-TRASH
14	0359300400	• DECAL	1				
15	0359301100	• DECAL	4				
16	0439301400	• DECAL	1		1255001~1256481		A.C.C pedal
	0339318300	• DECAL	1	(H)	1256482~		A.C.C pedal
17	0439307700	• DECAL	1		1255001~1256481		blade
17-1	0569322100	• DECAL	1	(H)	1256482~1256616		blade
	0359325190	• DECAL	1	(H)	1256617~		blade
18	0359307300	• DECAL	2		1255001~1255714		
18-1	0359313200	• DECAL	1				not use
19	0359306500	• DECAL	4				
20	0359307400	• DECAL	1				
21	0359307200	• DECAL	1				
22	0359313100	• DECAL	1				
23	0569321960	• DECAL	1				not use
24	0359313500	• DECAL	1				not use
25	0569321980	• DECAL	1				
26	0359313700	• DECAL	1				
27	0329352400	• DECAL	1		1256617~		
28	0359325200	• DECAL	1		1256617~		
29	0359313900	• DECAL	1				U.S. TAKEUCHI

E343c5L

1
TB025

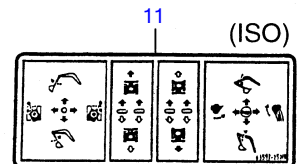
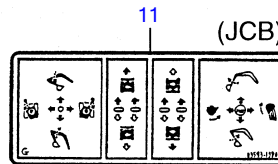
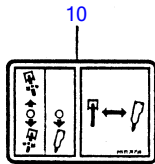
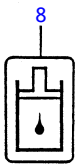
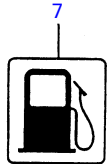
2
TAKEUCHI

3
TAKEUCHI

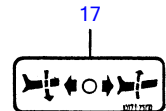

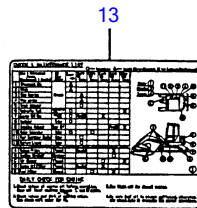
4
TAKEUCHI

5
WARNING
 DO NOT
 enter into
 swinging area

6
CAUTION
 STOP ENGINE
 BEFORE OPENING



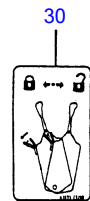
12
HY-TRASM



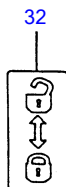
26
WARNING
 RAISING OR LOWERING
 PLATFORM WHILE ENGINE
 IS RUNNING MAY CAUSE
 THE MACHINERY TO MOVE
 If it becomes necessary to exit the
 machine while the platform is raised
 follow these steps:
 1) Stop Engine
 2) Lower the Platform
 3) Turn the Control Handle to the Stop
 4) Turn the Platform
 5) Make sure that the platform is
 lowered. Make sure that the
 lower arm is raised.
 6) Turn the Control Handle to the Stop
 7) Turn the engine
 8) Be sure to stop the engine before
 leaving the machine

28
WARNING
 Engine may be HOT

29
WARNING
 1- This machine, if improperly operated or
 maintained can cause bodily harm, or even DEATH.
 2- Read and understand the owners manual
 supplied with this machine before operation.
 3- Keep all safety devices in place and
 functional.
 4- Do not operate the machine unless the seat
 belt is properly fastened around you.

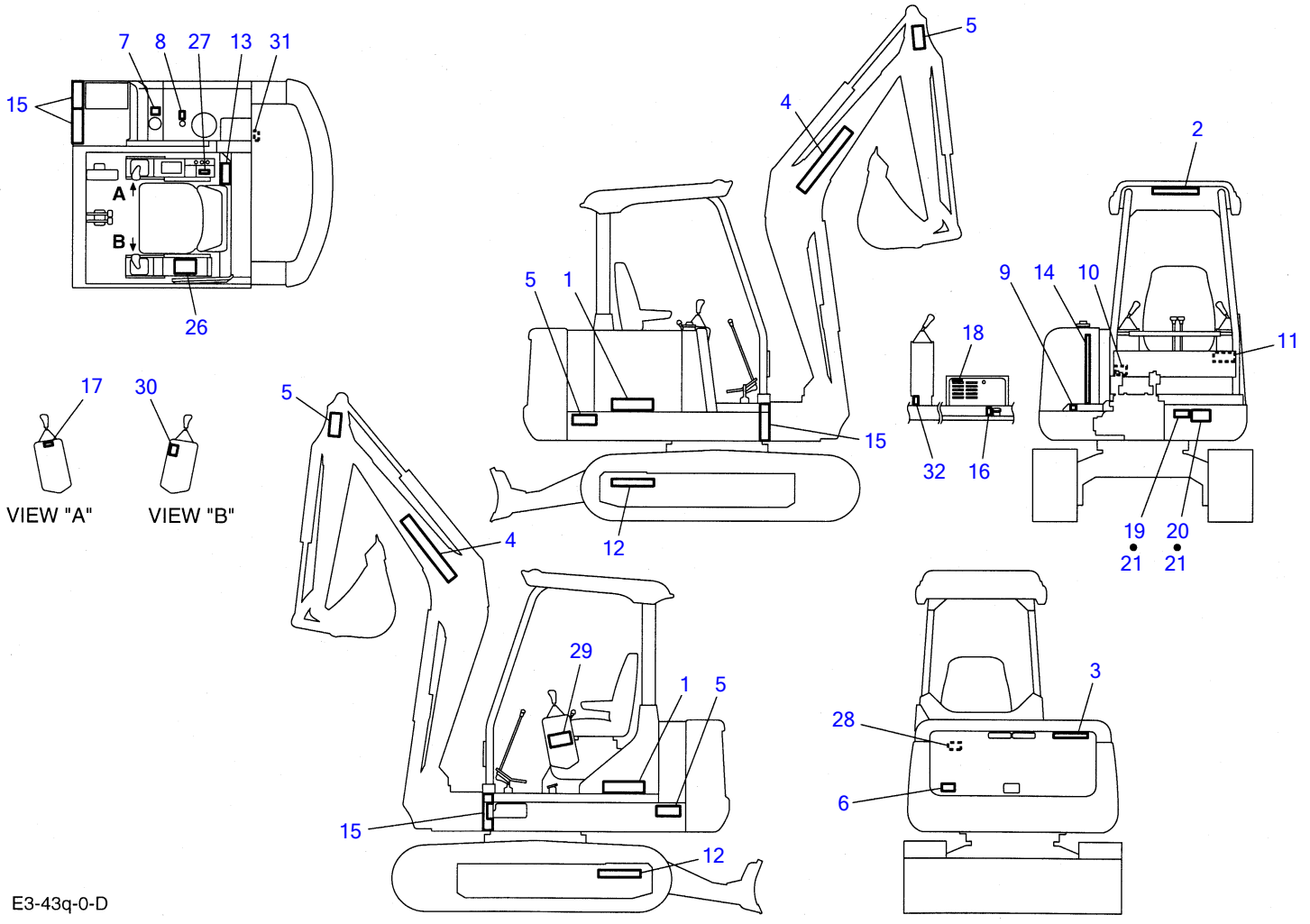


31
 System Contains 50/50
 Ethylene Glycol Antifreeze
 / Water Mixture



DECAL (English) (canopy)

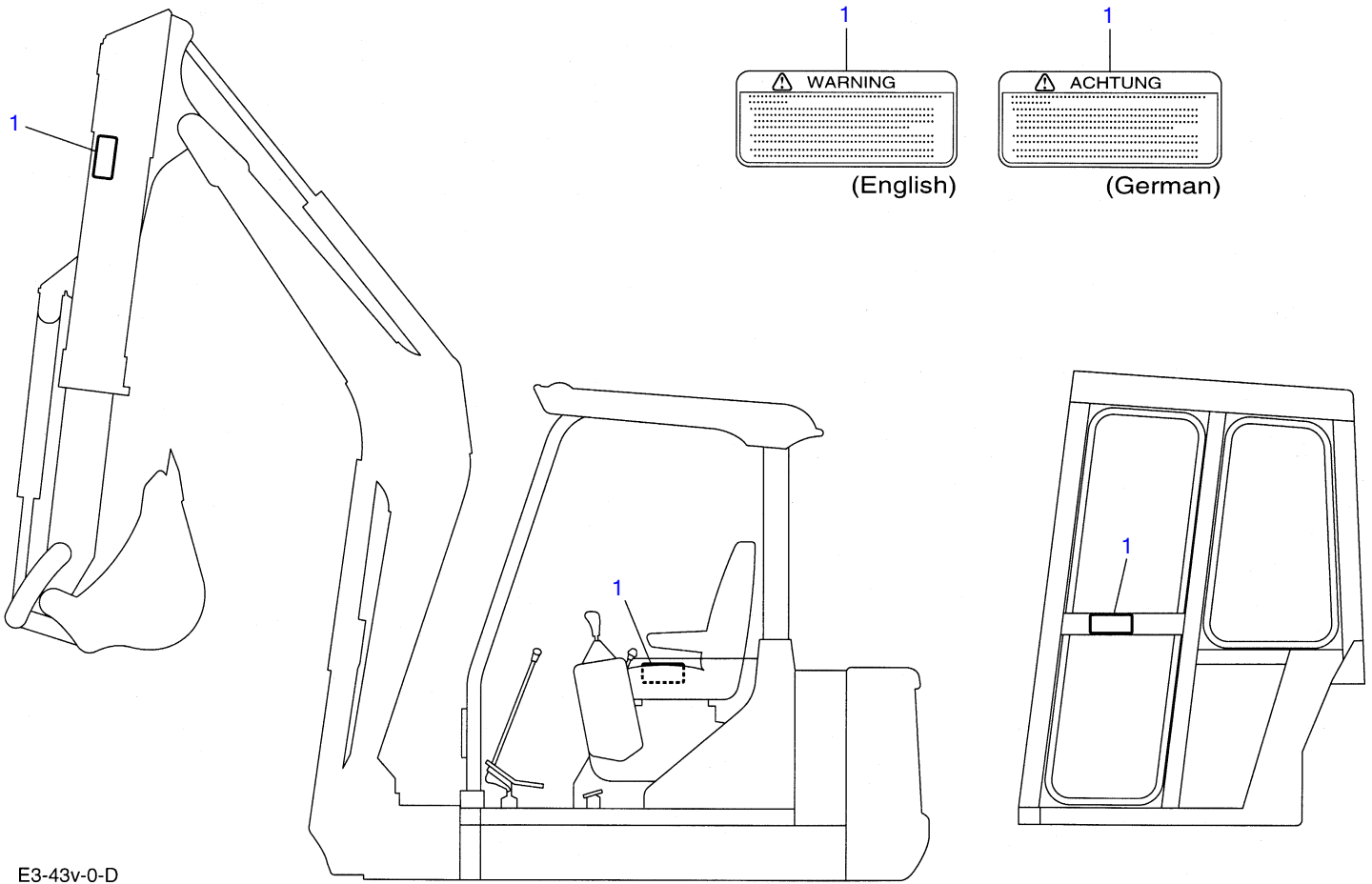
Item	Part number	Description	Q'ty	Chan.	Serial No.	Serv.	Remarks
0	0359334000	DECAL SET (English)	1				
	0359335000	DECAL SET (German)	1				
	0359336000	DECAL SET (French)	1				
	0359337000	DECAL SET (Italian)	1				
	0359338000	DECAL SET (U.S. TAKEUCHI)	1				
1	0359300200	• DECAL	2				
2	0359306100	• DECAL	1				
3	0359306200	• DECAL	1				
4	0359306300	• DECAL	2				
5	0359306500	• DECAL (English, U.S.)	4				
	0359308100	• DECAL (German)	4				
	0359309100	• DECAL (French)	4				
	0359310100	• DECAL (Italian)	4				
6	0359307400	• DECAL (English, U.S.)	1				
	0359314400	• DECAL (German)	1				
	0359315400	• DECAL (French)	1				
	0359316400	• DECAL (Italian)	1				
7	0359306600	• SYMBOL MARK	1				
8	0359306700	• SYMBOL MARK	1				
9	0359325220	• DECAL	1				breaker
10	0359325270	• DECAL	1				swing
11	0359313800	• DECAL	1				JCB pattern
	0359325240	• DECAL	1				ISO pattern
12	0359307100	• SYMBOL MARK	2				HY-TRASH
13	0359307200	• DECAL (English, U.S.)	1				
	0359308300	• DECAL (German)	1				
	0359309300	• DECAL (French)	1				
	0359310300	• DECAL (Italian)	1				
14	0359300400	• DECAL	1				
15	0359301100	• DECAL	4				
16	0339318300	• DECAL	1				A.C.C pedal
17	0359325190	• DECAL	1				blade
18	X *****	• DECAL	1				
19	X *****	• DECAL	1				
20	X *****	• DECAL (French)	1				
21	X *****	• SCREW	4				
	X *****	• SCREW (French)	8				
26	0359313100	• DECAL (English U.S.)	1				
	0359313300	• DECAL (German)	1				
	0359315100	• DECAL (French)	1				
	0359316100	• DECAL (Italian)	1				
27	0359317200	• DECAL (G, F, I)	1				
28	0569321980	• DECAL (English, U.S.)	1				
29	0359313700	• DECAL (English, U.S.)	1				
	0359314700	• DECAL (German)	1				
	0359315700	• DECAL (French)	1				
	0359316700	• DECAL (Italian)	1				
30	0359325200	• DECAL	1				
31	0359313900	• DECAL (U.S. TAKEUCHI)	1				
32	0329352400	• DECAL	1				
	E343q0L						



E3-43q-0-D

DECAL (canopy)

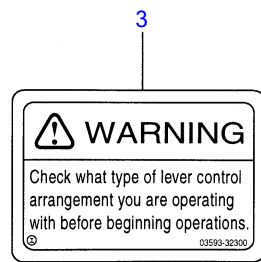
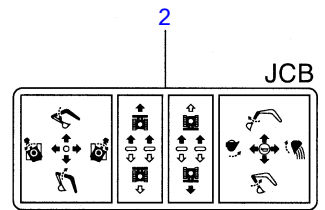
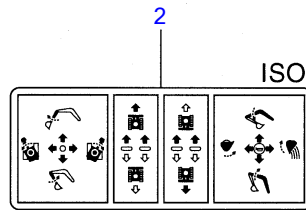
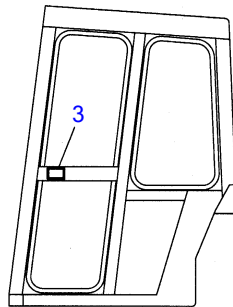
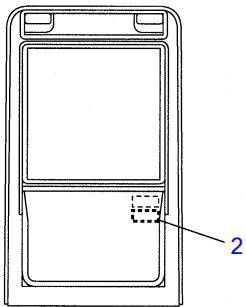
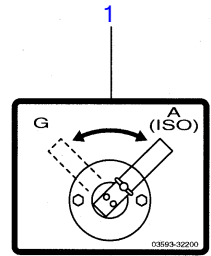
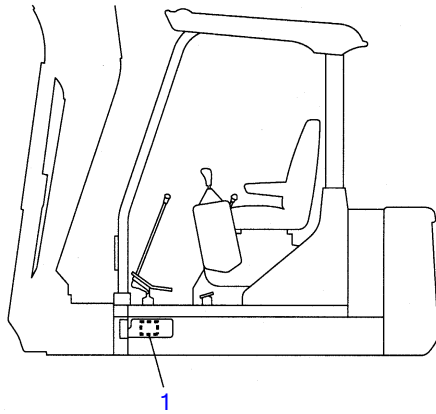
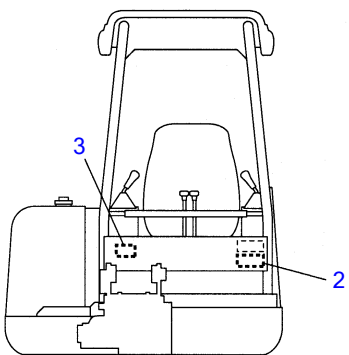
Item	Part number	Description	Q'ty	Chan.	Serial No.	Serv.	Remarks
0	0359334000	DECAL SET (English)	1				
	0359335000	DECAL SET (German)	1				
	0359336000	DECAL SET (French)	1				
	0359337000	DECAL SET (Italian)	1				
	0359338000	DECAL SET (U.S. TAKEUCHI)	1				
1	0359300200	• DECAL	2				
2	0359306100	• DECAL	1				
3	0359306200	• DECAL	1				
4	0359306300	• DECAL	2				
5	0359306500	• DECAL (English, U.S.)	4				
	0359308100	• DECAL (German)	4				
	0359309100	• DECAL (French)	4				
	0359310100	• DECAL (Italian)	4				
6	0359307400	• DECAL (English, U.S.)	1				
	0359314400	• DECAL (German)	1				
	0359315400	• DECAL (French)	1				
	0359316400	• DECAL (Italian)	1				
7	0359306600	• SYMBOL MARK	1				
8	0359306700	• SYMBOL MARK	1				
9	0359325220	• DECAL	1				breaker
10	0359325270	• DECAL	1				swing
11	0359313800	• DECAL	1				JCB pattern
	0359325240	• DECAL	1				ISO pattern
12	0359307100	• SYMBOL MARK	2				HY-TRASH
13	0359307200	• DECAL (English, U.S.)	1				
	0359308300	• DECAL (German)	1				
	0359309300	• DECAL (French)	1				
	0359310300	• DECAL (Italian)	1				
14	0359300400	• DECAL	1				
15	0359301100	• DECAL	4				
16	0339318300	• DECAL	1				A.C.C pedal
17	0359325190	• DECAL	1				blade
18	X *****	• DECAL	1				
19	X *****	• DECAL	1				
20	X *****	• DECAL (French)	1				
21	X *****	• SCREW	4				
	X *****	• SCREW (French)	8				
26	0359313100	• DECAL (English U.S.)	1				
	0359313300	• DECAL (German)	1				
	0359315100	• DECAL (French)	1				
	0359316100	• DECAL (Italian)	1				
27	0359317200	• DECAL (G, F, I)	1				
28	0569321980	• DECAL (English, U.S.)	1				
29	0359313700	• DECAL (English, U.S.)	1				
	0359314700	• DECAL (German)	1				
	0359315700	• DECAL (French)	1				
	0359316700	• DECAL (Italian)	1				
30	0359325200	• DECAL	1				
31	0359313900	• DECAL (U.S. TAKEUCHI)	1				
32	0329352400	• DECAL	1				
	E343q0L						



E3-43v-0-D

Item	Part number	Description	DECAL (telescopic arm)			Remarks
			Q'ty	Chan.	Serial No.	
0	0359330000	DECAL SET	1			English
	0359331000	DECAL SET	1			German
1	0359330100	• DECAL	2			English
	0359331100	• DECAL	2			German
	E343v0L					

TB025 Book No.PE3-102Z4 S/N1255001-1258249
DECAL (selector valve)

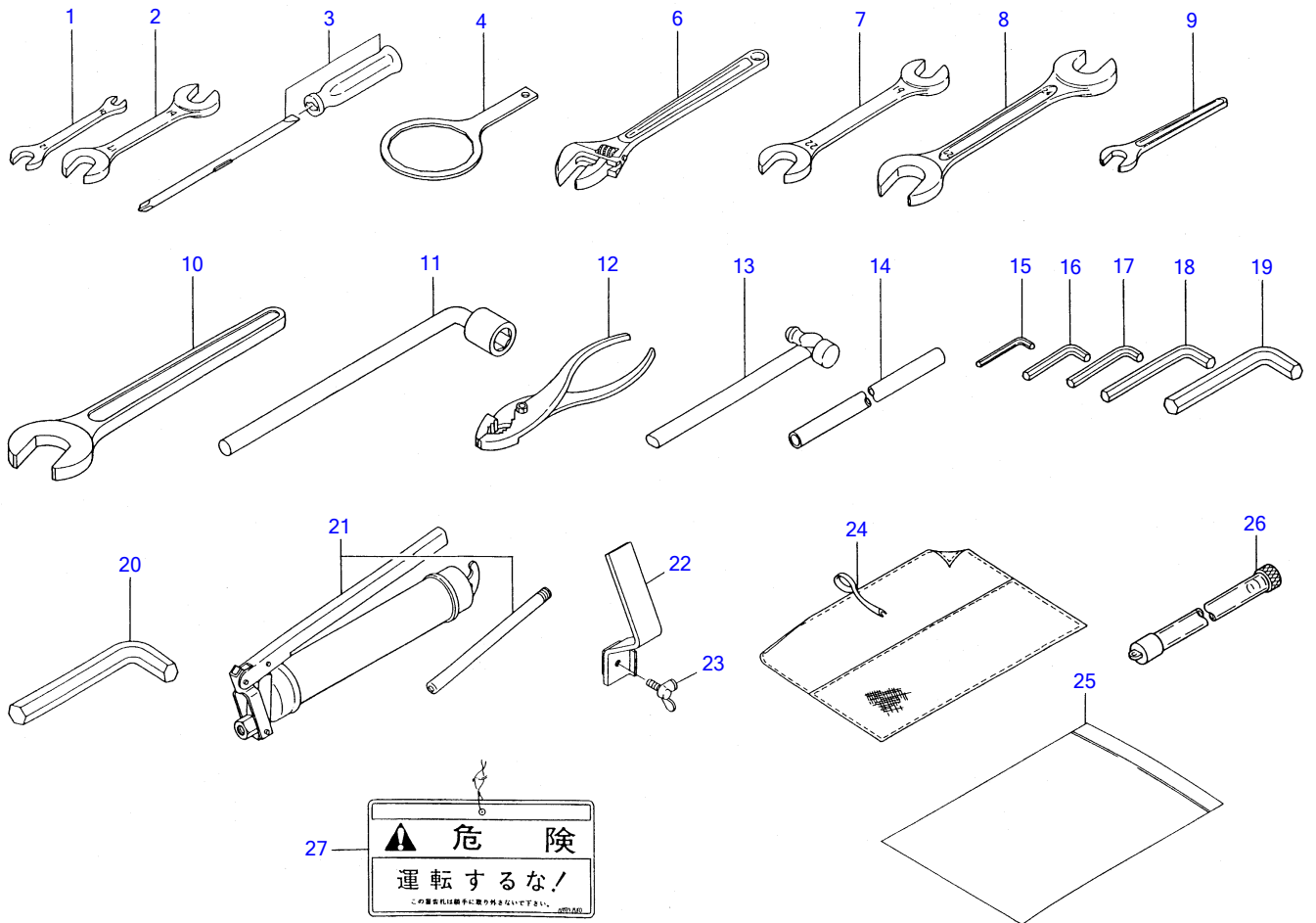


E3-43w-0-D

English






German

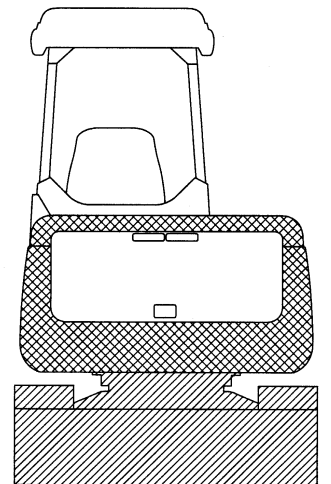
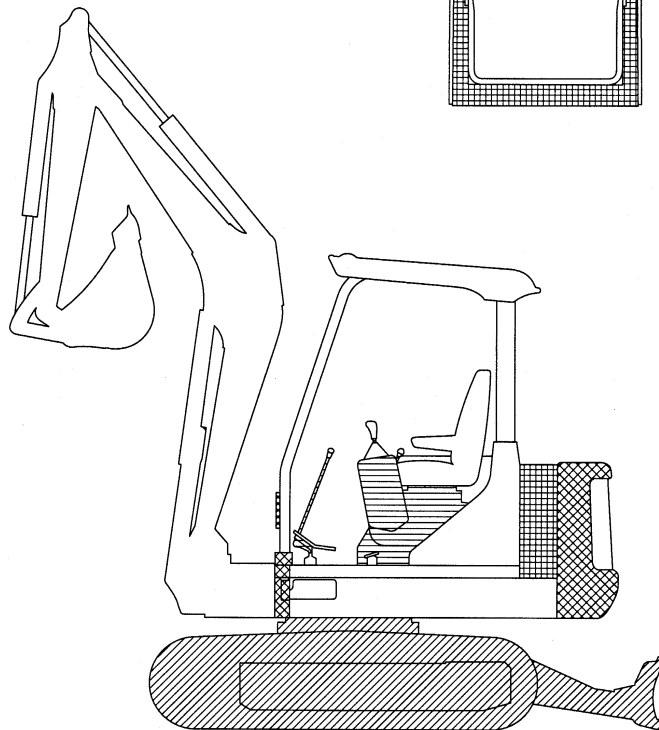
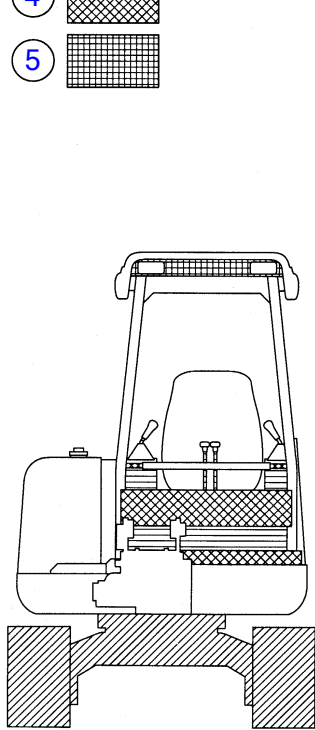
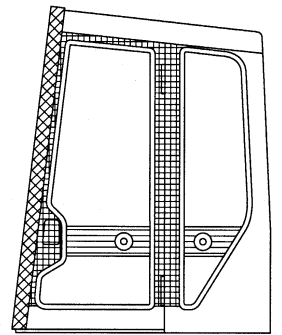
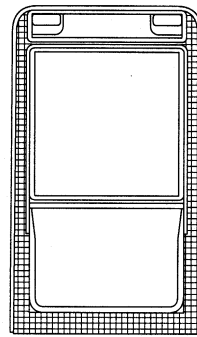
Item	Part number	Description	DECAL (selector valve)				Remarks
			Q'ty	Chan.	Serial No.	Serv.	
0	0359332000	DECAL SET	1				English
	0359333000	DECAL SET	1				German
1	0359332200	• DECAL	1				
2	0359313800	• DECAL	1				JCB
	0359325240	• DECAL	1				ISO
3	0359332300	• DECAL	1				English
	0359332400	• DECAL	1				German
	E343w0L						



E3-44a-5-D

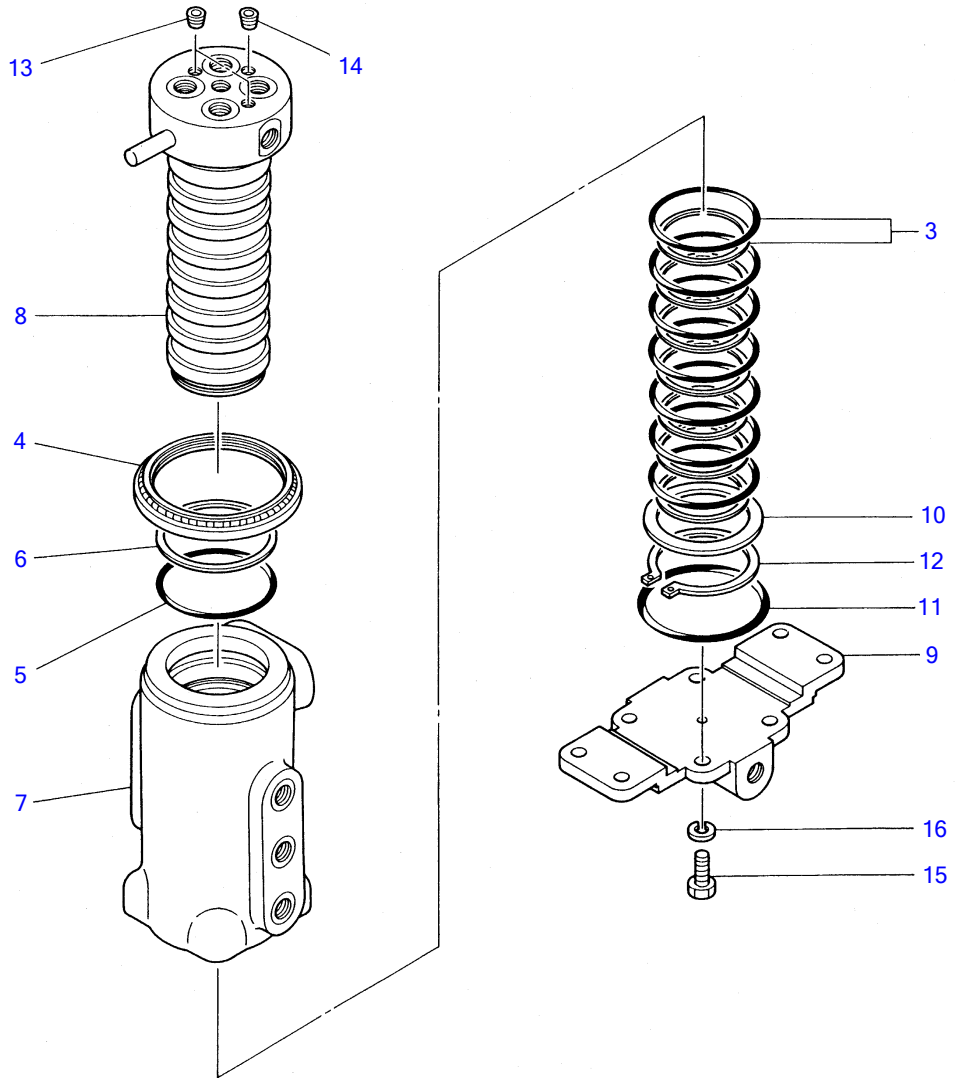
Item	Part number	Description	TOOL				Remarks
			Q'ty	Chan.	Serial No.	Serv.	
1	1910047081	SPANNER	1				Y 28110-100120
2	1910047082	SPANNER	1				Y 28110-14017
3	1910006112	DRIBER	1				Y 104200-92350
4	1910050097	WRENCH, filter	1				Y 127610-92750
5	0359290020	TOOL SET	1				for Japan
	0359290030	TOOL SET	1				
6	1690400250	▪ MONKEY WRENCH	1				
7	1690001922	▪ SPANNER	1				
8	1690002427	▪ SPANNER	1				
9	1690100013	▪ SPANNER	1				
10	1690100041	▪ SPANNER	1				
11	1690830019	▪ L-WRENCH	1				
12	1690500200	▪ PRIER	1				
13	1690300330	▪ HAMMER	1				
14	0007900009	▪ PIPE	1				
15	1690600400	▪ WRENCH, hex	1				
16	1690600500	▪ WRENCH, hex	1				
17	1690600600	▪ WRENCH, hex	1				
18	1690600800	▪ WRENCH, hex	1				
19	1690601000	▪ WRENCH, hex	1				
20	1690601400	▪ WRENCH, hex	1				
21	1691060600	▪ GUN ASSY, grease	1				
	1691010800	▪ GUN ASSY, grease	1				for Japan
22	0359204100	▪ STOPPER	1				
23	1121530820	▪ BOLT	1				
24	1691400001	▪ CASE, tool	1				
25	1691900001	▪ CASE	1				for Japan
26	1554512600	TUBE	1				for EU
27	0359325160	DECAL	1				for Japan
	E344a5L						

- ① 
- ② 
- ③ 
- ④ 
- ⑤ 



E3-44d-0-D

Item	Part number	Description	PAINTED COLOR			Remarks
			Q'ty	Chan.	Serial No.	
		PAINTED COLOR				
1	1919060099	GRAY	1			
	1919069099	GRAY	1			spray
2	1919060101	GRAY, brown	1			
	1919069101	GRAY, brown	1			spray
3	1919060103	BROWN, gray	1			
	1919069103	BROWN, gray	1			spray
4	1919060105	RED	1			
	1919069105	RED	1			spray
5	1919060053	BLACK	1			
7	1919060090	ORANGE YELLOW	1			FITTING, grease
	E344d0L					

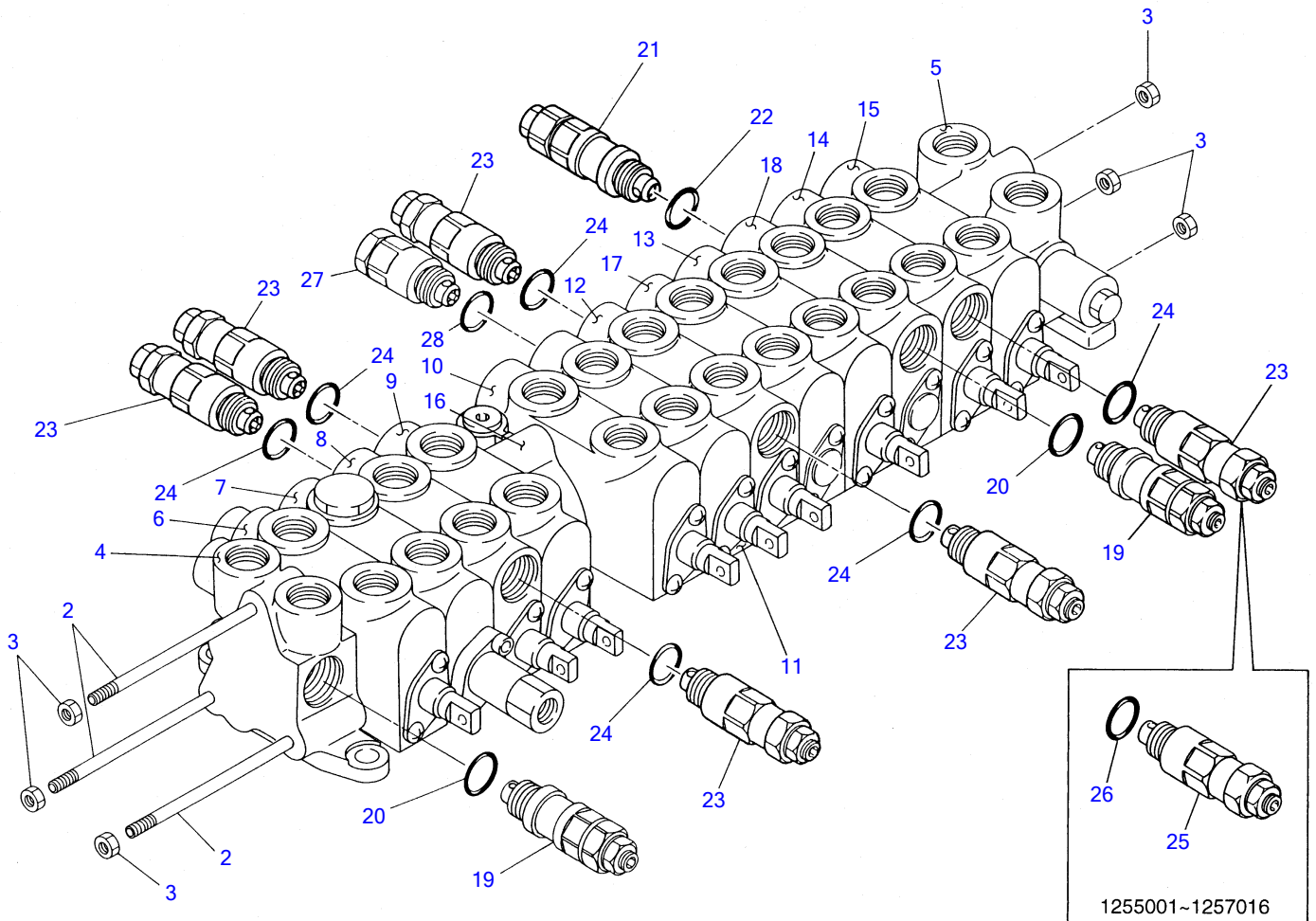


E3-45a-0-D

SWIVEL JOINT

Item	Part number	Description	Q'ty	Chan.	Serial No.	Serv.	Remarks
1	1904006400	JOINT, swivel	1				
2	1904006499	▪ KIT, seal	1				
3	X 1904006406	▪ ▪ SEAL, slipper	7				
4	X 1904001695	▪ ▪ SEAL, dust	1				
5	X 1420010600	▪ ▪ O-RING	1				
6	X 1421030600	▪ ▪ RING, back-up	1				
7	X 1904006401	▪ HUBE	1				
8	X 1904005811	▪ SHAFT	1				
9	X 1904004603	▪ FRANGE	1				
10	X 1904004604	▪ RING, thrust	1				
11	X 1420310040	▪ O-RING	1				
12	X 1220000055	▪ RING, snap	1				
13	X 1501810001	▪ PLUG	2				
14	X 1501810000	▪ PLUG	1				
15	X 1100050820	▪ BOLT	4				
16	X 1140010008	▪ WASHER, spring	4				
	E345a1L						

TB025 Book No. PE3-102Z4 S/N1255001-1258249
CONTROL VALVE 1 (link type)



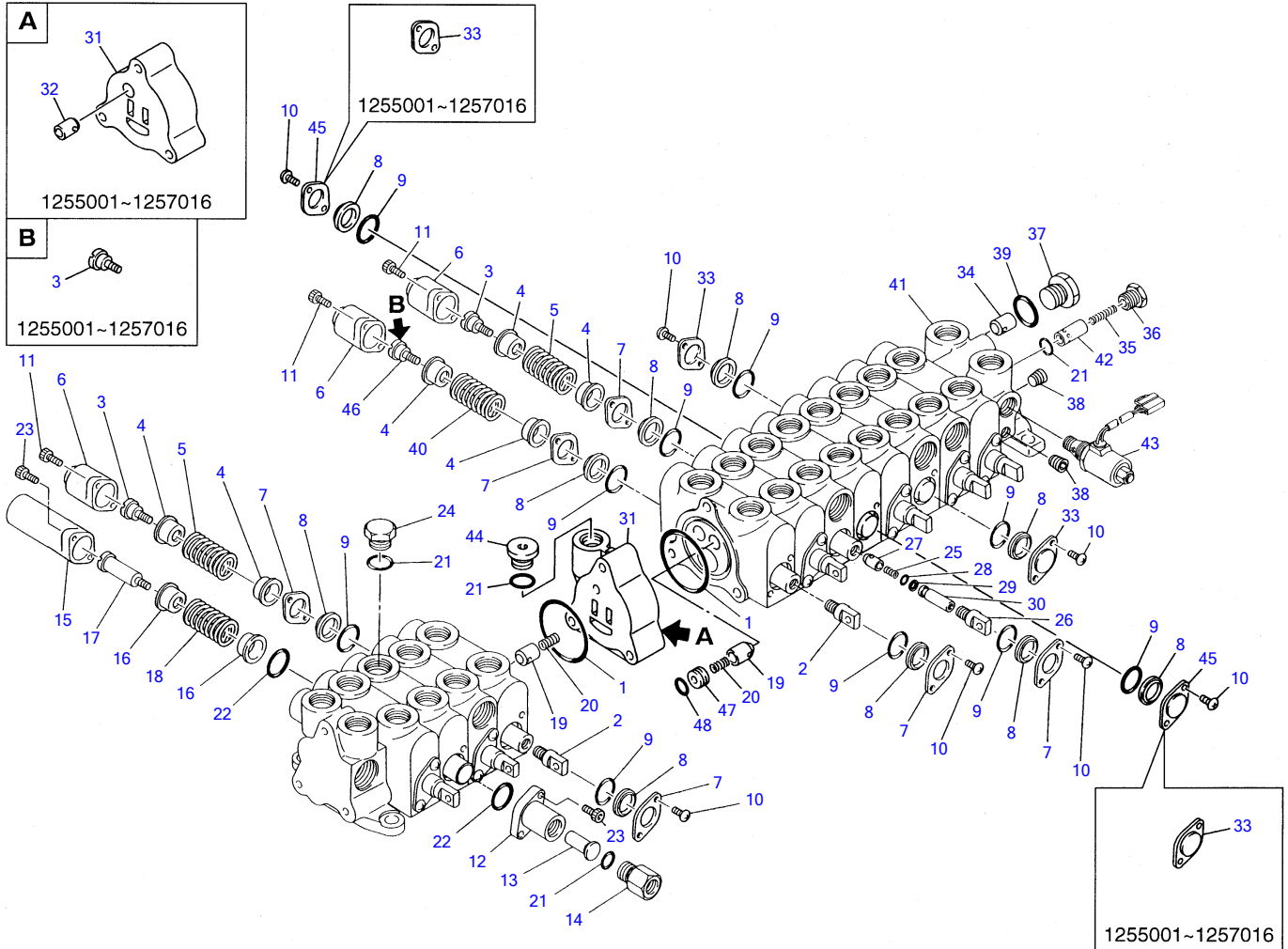
E3-46a-1-D

CONTROL VALVE 1 (link type)

Item	Part number	Description	Q'ty	Chan.	Serial No.	Serv.	Remarks
1	1901027800	VALVE ASSY, control	1		1255001~1257016		
	1901034900	VALVE ASSY, control	1	(H)	1257017~		
2	1901027806	• ROD	3				
3	1130250008	• NUT	6				
4	1901027801	• HOUSING, inlet	1				
5	1901027702	• HOUSING, outlet	1				
6	1901027815	• BLOCK ASSY	1				traction(R.H.)
7	1901027810	• BLOCK ASSY	1		1255001~1257016		TASU
	1901031620	• BLOCK ASSY	1		1257017~		TASU
8	1901027811	• BLOCK ASSY	1				boom
9	1901027813	• BLOCK ASSY	1				bucket
10	1901027819	• BLOCK ASSY	1		1255001~1257016		service
	1901034919	• BLOCK ASSY	1		1257017~		service
11	1901027818	• BLOCK ASSY	1				swing
12	1901027812	• BLOCK ASSY	1				arm
13	1901027816	• BLOCK ASSY	1				traction(L.H.)
14	1901027817	• BLOCK ASSY	1				blade
15	1901027814	• BLOCK ASSY	1				slew
16	1901027826	• HOUSING	1		1255001~1257016		
	1901034902	• HOUSING	1		1257017~		
17	1901027827	• HOUSING	1		1255001~1257016		
	1901031627	• HOUSING	1		1257017~		
18	1901027802	• HOUSING	1				
19	1901027821	• VALVE ASSY	2				relief
20	1901025482	• • O-RING	1				
21	1901027822	• VALVE ASSY	1				relief
22	1901025482	• • O-RING	1				
23	1901027824	• VALVE ASSY	5		1255001~1257016		overload
	1901027824	• VALVE ASSY	6		1257017~		overload
24	1901025482	• • O-RING	5		1255001~1257016		
	1901025482	• • O-RING	6		1257017~		
25	1901027823	• VALVE ASSY	1		1255001~1257016		overload
26	1901025482	• • O-RING	1		1255001~1257016		
27	1901027721	• VALVE ASSY	1				anti-void
28	1901025482	• • O-RING	1				

E346a1L

TB025 Book No. PE3-102Z4 S/N1255001-1258249
CONTROL VALVE 2 (link type)



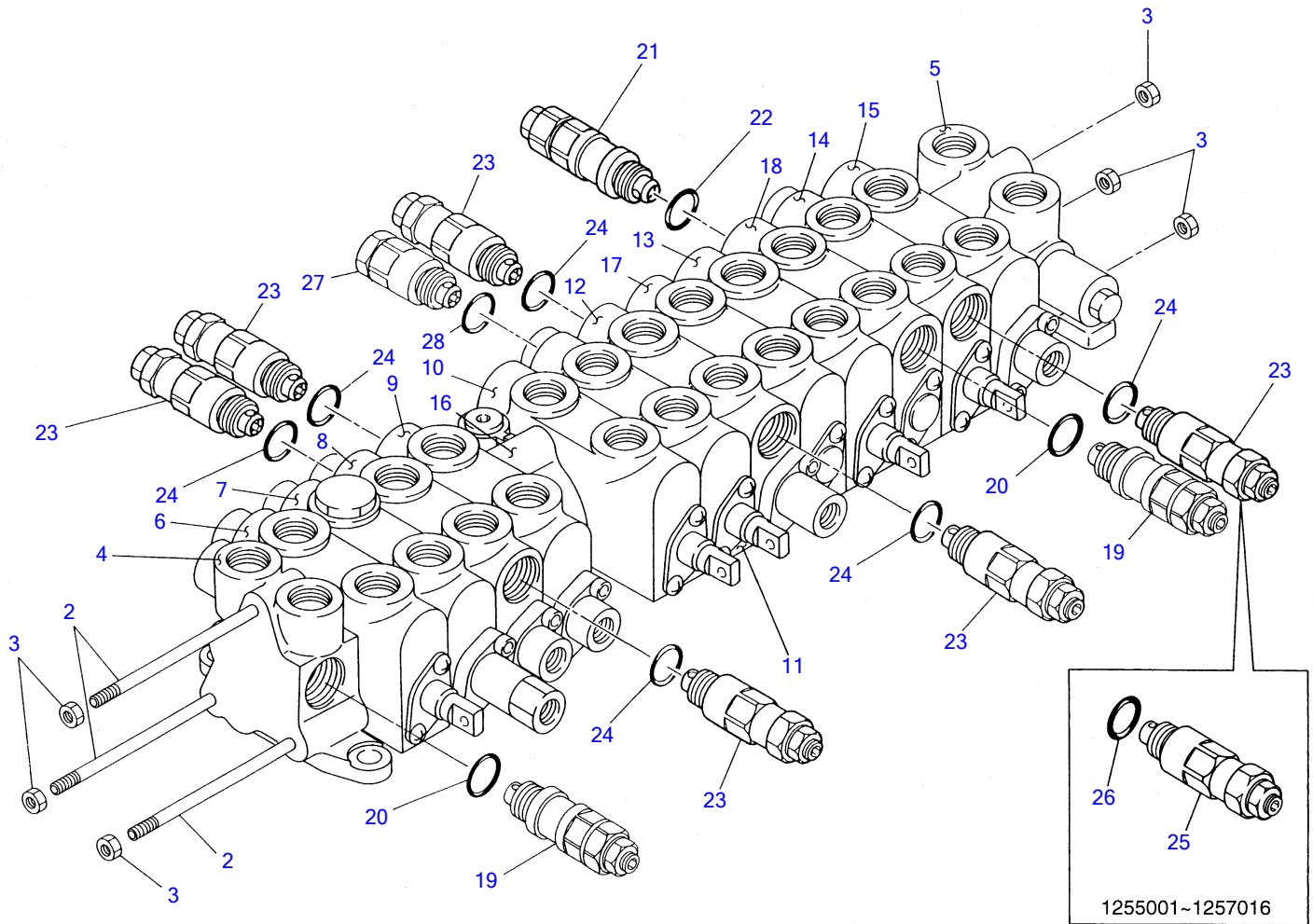
E3-47a-1-D

CONTROL VALVE 2 (link type)

Item	Part number	Description	Q'ty	Chan.	Serial No.	Serv.	Remarks
1	1420100550	O-RING	14				
2	1901027794	HEAD	8				
3	1901027793	SCREW, cap	9		1255001~1257016		
	1901027793	SCREW, cap	8		1257017~		
4	1901027792	HOLDER, spring	18				
5	1901027758	SPRING	9				
6	1901027761	CAP	9				
7	1901027772	PLATE	18				
8	1901027771	RING, back-up	22				
9	1420000120	O-RING	22				
10	1120540510	SCREW	26				
11	1110050512	SCREW, cap	18				
12	1901027862	CAP	1				
13	1901027895	PISTON	1				
14	1901027892	PLUG	1				
15	1901027861	CAP	1				
16	1901027891	HOLDER, spring	2		1255001~1257016		
	1901031752	HOLDER, spring	2		1257017~		
17	1901027890	SCREW, cap	1		1255001~1257016		
	1901029990	SCREW, cap	1		1257017~		
18	1901027856	SPRING	1				
19	1901027768	VALVE	9				
20	1901027757	SPRING	8				
21	1420010140	O-RING	3		1255001~1257016		
	1420010140	O-RING	4		1257017~		
22	1420500220	O-RING	2				
23	1110050518	SCREW, cap	4				
24	1901027693	PLUG	1				
25	1901027858	SPRING	1				
26	1901027831	HEAD	1				
27	1901027866	POPPET	1				
28	1420000030	O-RING	1				
29	1421020030	RING, back-up	1				
30	1901027893	SPACER	1				
31	1901027894	SPACER	1		1255001~1257016		
	1901034981	SPACER	1		1257017~		
32	1901027867	POPPET	1		1255001~1257016		
33	1901027881	PLATE	4		1255001~1257016		
	1901027881	PLATE	2		1257017~		
34	1901027766	POPPET	1				
35	1901027756	SPRING	1				
36	1901027791	PLUG	1				
37	1901025495	PLUG	1				
38	1501810001	PLUG	2				
39	1901025481	O-RING	1				
40	1901027857	SPRING	1				
41	1901027726	HOUSING, outlet	1				
42	X *****	- POPPET	1				
43	1901027723	VALVE ASSY	1				solenoid
44	1901034982	PLUG	1		1257017~		
45	1901031641	PLATE	2		1257017~		
46	1901031790	SCREW, cap	1		1257017~		
47	1901034983	PLUG	2		1257017~		
48	1420010090	O-RING	2		1257017~		

E347a3L

TB025 Book No. PE3-102Z4 S/N1255001-1258249
CONTROL VALVE 1 (hydraulic type)



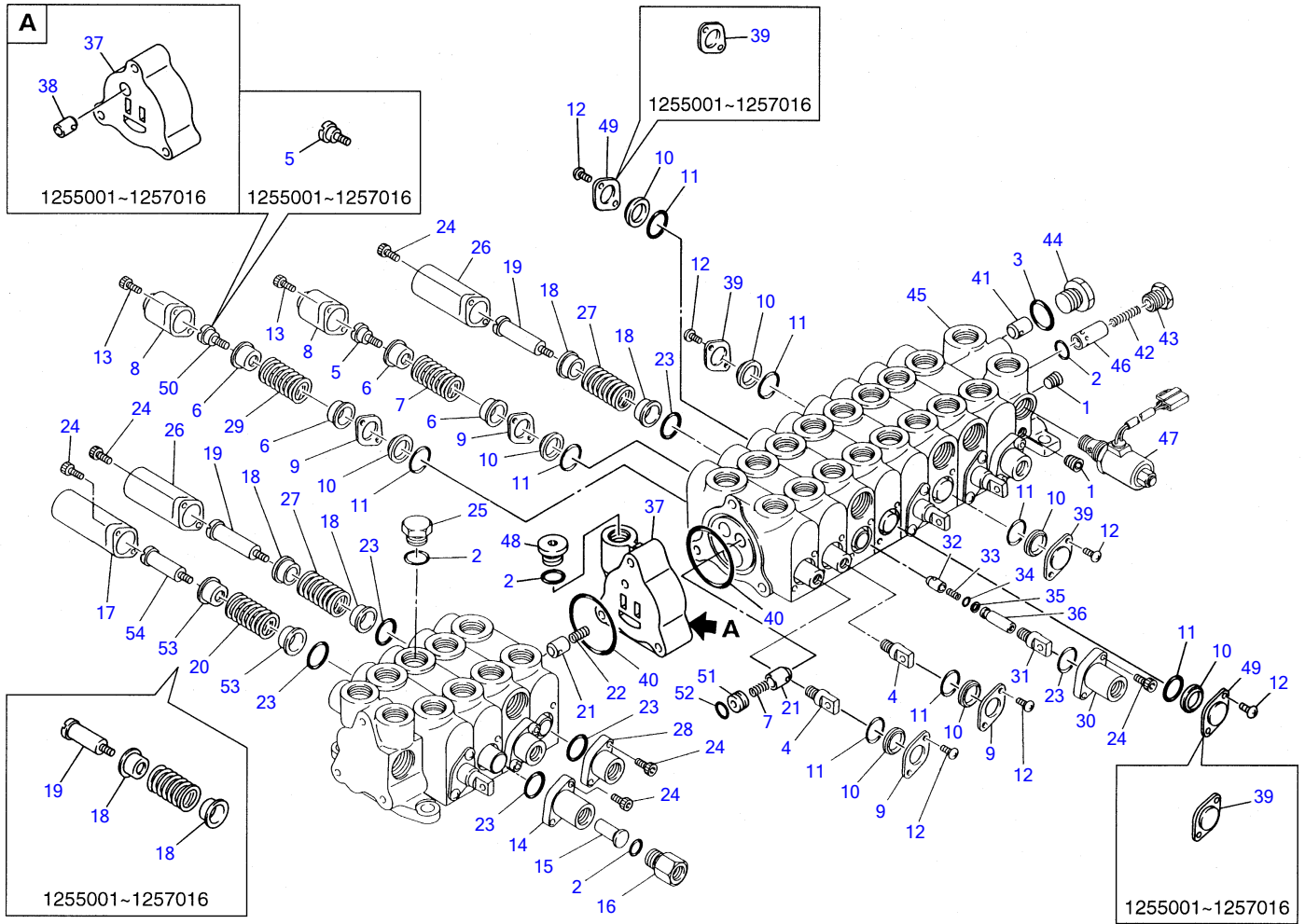
E3-46b-1-D

CONTROL VALVE 1 (hydraulic type)

Item	Part number	Description	Q'ty	Chan.	Serial No.	Serv.	Remarks
1	1901027900	VALVE ASSY, control	1		1255001~1257016		
	1901035000	VALVE ASSY, control	1	(H)	1257017~		
2	1901027806	• ROD	3				
3	1130250008	• NUT	6				
4	1901027801	• HOUSING, inlet	1				
5	1901027702	• HOUSING, outlet	1				
6	1901027815	• BLOCK ASSY	1				traction(R.H.)
7	1901027810	• BLOCK ASSY	1		1255001~1257016		TASU
	1901031620	• BLOCK ASSY	1		1257017~		TASU
8	1901027911	• BLOCK ASSY	1				boom
9	1901027913	• BLOCK ASSY	1				bucket
10	1901027819	• BLOCK ASSY	1		1255001~1257016		service
	1901034919	• BLOCK ASSY	1		1257017~		service
11	1901027818	• BLOCK ASSY	1				swing
12	1901027912	• BLOCK ASSY	1				arm
13	1901027816	• BLOCK ASSY	1				traction(L.H.)
14	1901027817	• BLOCK ASSY	1				blade
15	1901027914	• BLOCK ASSY	1				slew
16	1901027826	• HOUSING	1		1255001~1257016		
	1901034902	• HOUSING	1		1257017~		
17	1901027827	• HOUSING	1		1255001~1257016		
	1901031627	• HOUSING	1		1257017~		
18	1901027802	• HOUSING	1				
19	1901027821	• VALVE ASSY	2				relief
20	1901025482	• • O-RING	1				
21	1901027822	• VALVE ASSY	1				
22	1901025482	• • O-RING	1				
23	1901027824	• VALVE ASSY	5		1255001~1257016		overload relief
	1901027824	• VALVE ASSY	6		1257017~		overload relief
24	1901025482	• • O-RING	5		1255001~1257016		
	1901025482	• • O-RING	6		1257017~		
25	1901027823	• VALVE ASSY	1		1255001~1257016		overload relief
26	1901025482	• • O-RING	1		1255001~1257016		
27	1901027721	• VALVE ASSY	1				anti-void
28	1901025482	• • O-RING	1				

E346b1L

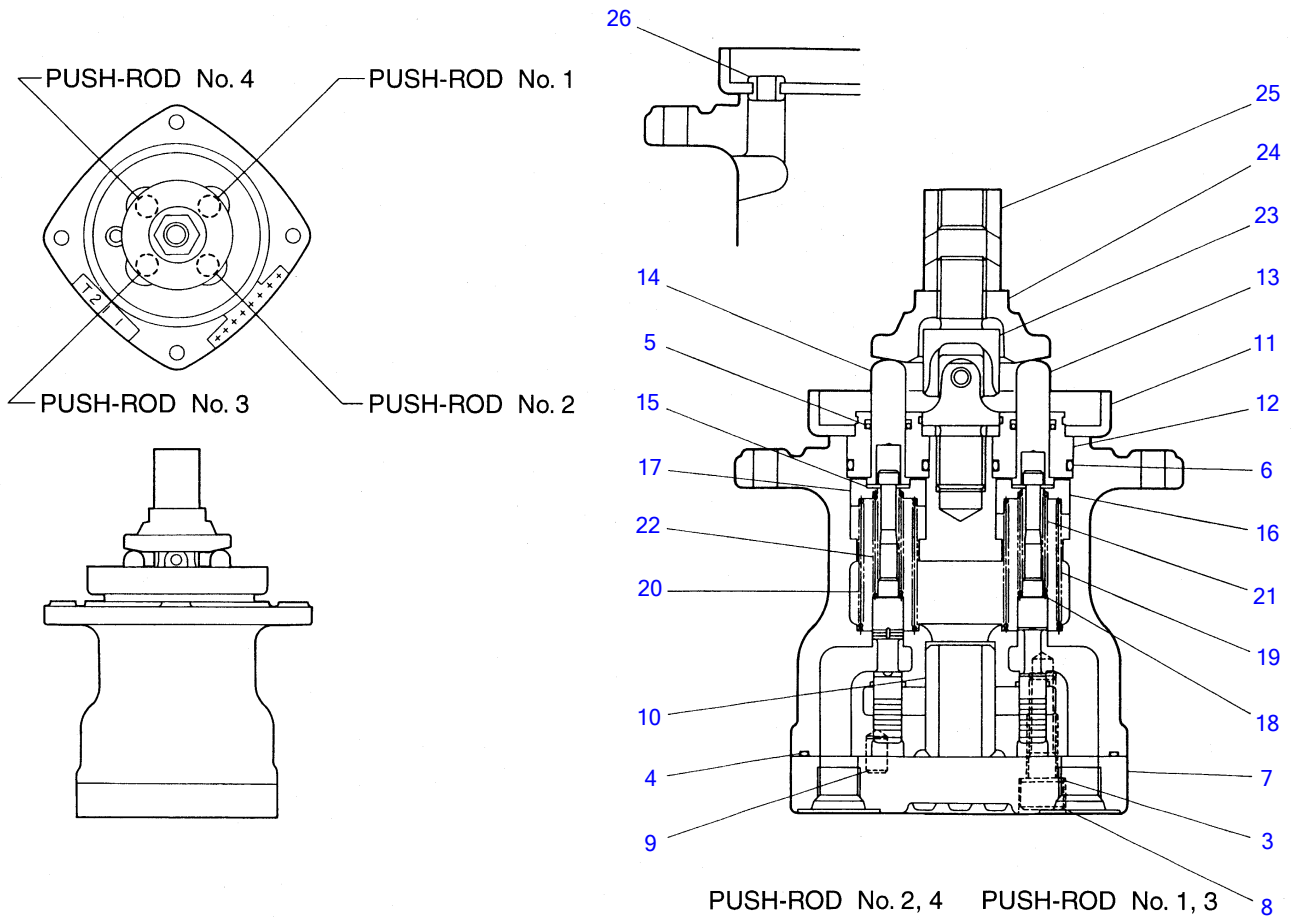
TB025 Book No.PE3-102Z4 S/N1255001-1258249
CONTROL VALVE 2 (hydraulic type)



E3-47b-1-D

CONTROL VALVE 2 (hydraulic type)

Item	Part number	Description	Q'ty	Chan.	Serial No.	Serv.	Remarks
1	1501810001	PLUG	2				
2	1420010140	O-RING	3		1255001~1257016		
	1420010140	O-RING	4		1257017~		
3	1901025481	O-RING	1				
4	1901027794	HEAD	5				
5	1901027793	SCREW, cap	5		1255001~1257016		
	1901027793	SCREW, cap	4		1257017~		
6	1901027792	HOLDER, spring	10				
7	1901027758	SPRING	5				
8	1901027761	CAP	5				
9	1901027772	PLATE	10				
10	1901027771	RING, back-up	14				
11	1420000120	O-RING	14				
12	1120540510	SCREW	18				
13	1110050512	SCREW, cap	10				
14	1901027862	CAP	1				
15	1901027895	PISTON	1				
16	1901027892	PLUG	1				
17	1901027861	CAP	1				
18	1901027891	HOLDER, spring	10		1255001~1257016		
	1901027891	HOLDER, spring	8		1257017~		
19	1901027890	SCREW, cap	5		1255001~1257016		
	1901027890	SCREW, cap	4		1257017~		
20	1901027856	SPRING	1				
21	1901027768	VALVE ASSY	9				
22	1901027757	SPRING	8				
23	1420500220	O-RING	10				
24	1110050518	SCREW, cap	20				
25	1901027693	PLUG	1				
26	1901027962	CAP	4				
27	1901027956	SPRING	4				
28	1901027961	CAP	3				
29	1901027857	SPRING	1				
30	1901027963	CAP	1				
31	1901027831	HEAD	1				
32	1901027866	POPPET	1				
33	1901027858	SPRING	1				
34	1420000030	O-RING	1				
35	1421020030	RING, back-up	1				
36	1901027991	SPACER	1				
37	1901027894	SPACER	1		1255001~1257016		
	1901034981	SPACER	1		1257017~		
38	1901027867	POPPET	1		1255001~1257016		
39	1901027881	PLATE	4		1255001~1257016		
	1901027881	PLATE	2		1257017~		
40	1420100550	O-RING	13				
41	1901027766	POPPET	1				
42	1901027756	SPRING	1				
43	1901027791	PLUG	1				
44	1901025495	PLUG	1				
45	1901027726	HOUSING, outlet	1				
46	X *****	- POPPET	1				
47	1901027723	VALVE ASSY	1				solenoid
48	1901034982	PLUG	1		1257017~		
49	1901031641	PLATE	2		1257017~		
50	1901031790	SCREW, cap	1		1257017~		
51	1901034983	PLUG	2		1257017~		
52	1420010090	O-RING	2		1257017~		
53	1901031752	HOLDER, spring	2		1257017~		
54	1901029990	SCREW, cap	1		1257017~		
	E347b5L						

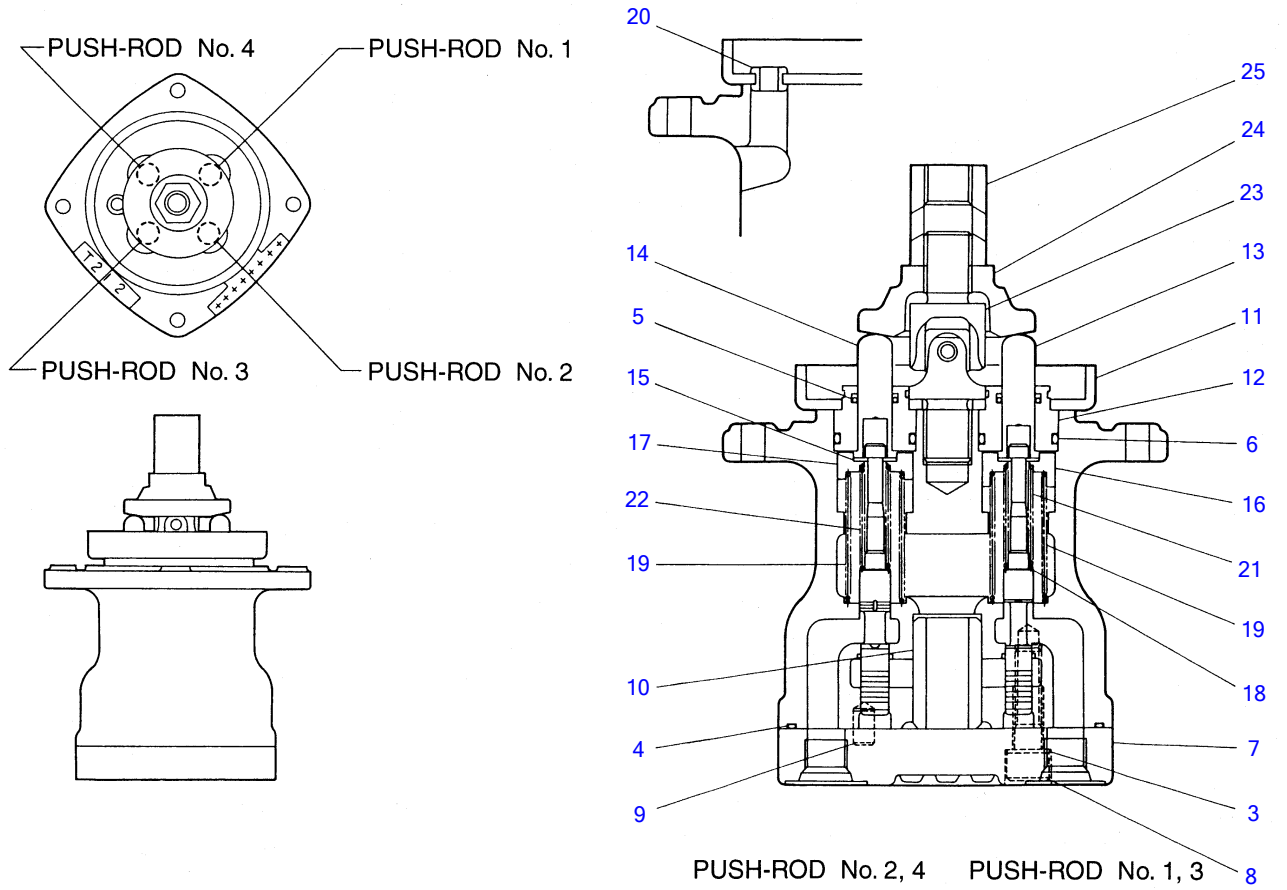


E3-49b-1-D

PILOT VALVE

Item	Part number	Description	Q'ty	Chan.	Serial No.	Serv.	Remarks
1	1901721100	VALVE, pilot	1				
2	1901721199	• KIT, seal	1				
3	X 1901715103	• • WASHER	2				
4	X 1420500900	• • O-RING	1				
5	X 1901710914	• • SEAL	4				
6	X 1420010200	• • O-RING	4				
7	1901716702	• PLATE	1				
8	1110050822	• SCREW, cap	2				
9	1213000510	• PIN, spring	1				
10	1901710905	• BUSHING	1				
11	1901703201	• PLATE	1				
12	1901710912	• PLUG	4				
13	1901719011	• ROD	2				
14	1901719012	• ROD	2				
15	1901710915	• WASHER	8				
16	1901715115	• HOLDER	2				
17	1901710916	• HOLDER	2				
18	1901710917	• WASHER	4				
19	1901721120	• SPRING	2				
20	1901721121	• SPRING	2				
21	1901717721	• SPRING	2				
22	1901721123	• SPRING	2				
23	1901720232	• JOINT	1				
24	1901720233	• PLATE	1				
25	1901703222	• NUT	1				
26	1901703261	• BUSHING	1				
	E349b3L						

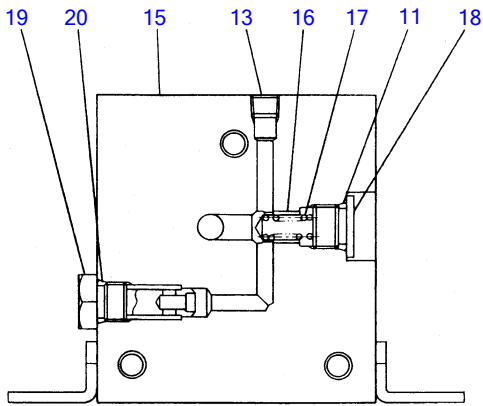
TB025 Book No. PE3-102Z4 S/N1255001-1258249
PILOT VALVE



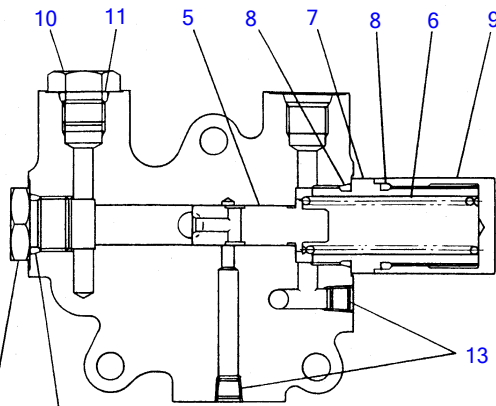
E3-49c-1-D

PILOT VALVE

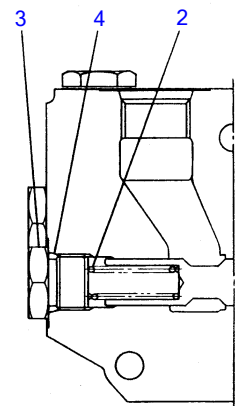
Item	Part number	Description	Q'ty	Chan.	Serial No.	Serv.	Remarks
1	1901721200	VALVE, pilot	1				
2	1901721199	• KIT, seal	1				
3	X 1901715103	• • WASHER	2				
4	X 1420500900	• • O-RING	1				
5	X 1901710914	• • SEAL	4				
6	X 1420010200	• • O-RING	4				
7	1901716702	• PLATE	1				
8	1110050822	• SCREW, cap	2				
9	1213000510	• PIN, spring	1				
10	1901710905	• BUSHING	1				
11	1901703201	• PLATE	1				
12	1901710912	• PLUG	4				
13	1901719011	• ROD	2				
14	1901719012	• ROD	2				
15	1901710915	• WASHER	8				
16	1901715115	• HOLDER	2				
17	1901710916	• HOLDER	2				
18	1901710917	• WASHER	4				
19	1901721220	• SPRING	4				
20	1901703261	• BUSHING	1				
21	1901717721	• SPRING	2				
22	1901721123	• SPRING	2				
23	1901720232	• JOINT	1				
24	1901720233	• PLATE	1				
25	1901703222	• NUT	1				
	E349c3L						



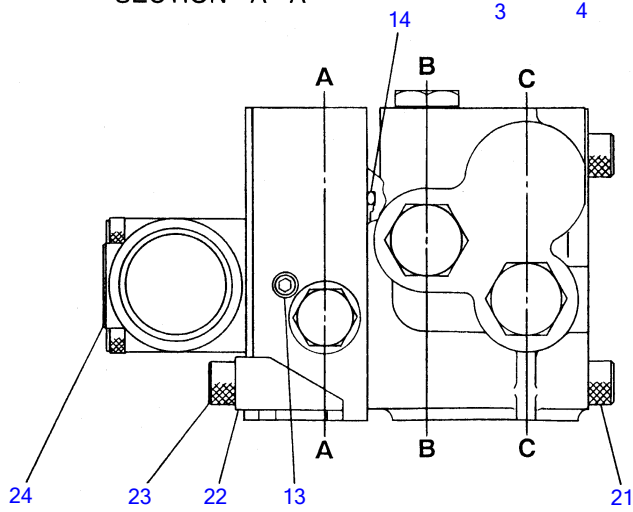
SECTION "A - A"



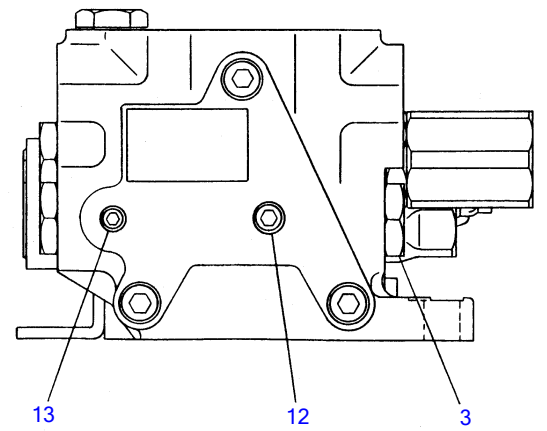
SECTION "B - B"



SECTION "C - C"



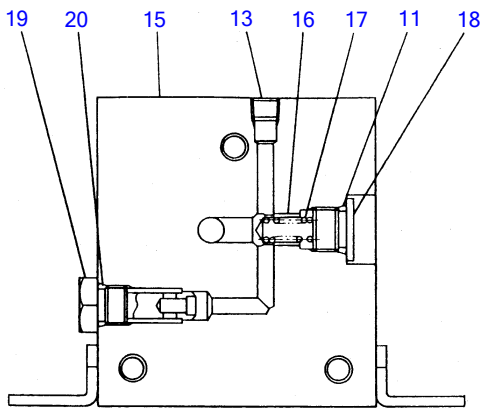
E3-50a-0-D



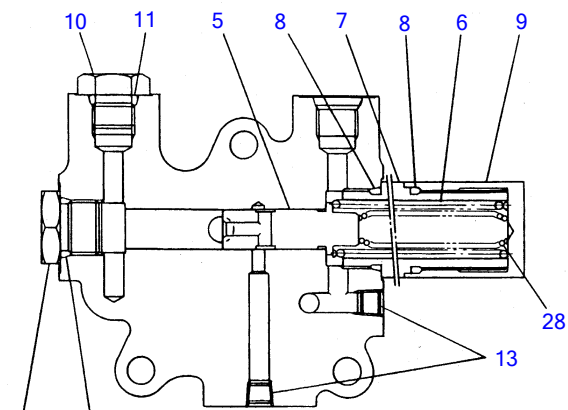
SUB VALVE (1255001~1256665)

Item	Part number	Description	Q'ty	Chan.	Serial No.	Serv.	Remarks
1	1901719900	VALVE, sub	1		1255001~1255540		
	1901723600	VALVE, sub	1	(H)	1255541~1255738		
	1901724300	VALVE, sub	1	(H)	1255739~1256665		
2	1901717104	· SPRING	1				
3	1901718904	· PLUG	3				
4	1420010140	· O-RING	3				
5	1901717107	· PISTON	1				
6	1901719907	· SPRING	1				
7	1901719908	· PLUG	1				
8	1420000220	· O-RING	2				
9	1901717123	· PLUG	1				
10	1901717113	· PLUG	1				
11	1420010110	· O-RING	2				
12	1501810001	· PLUG	1				
13	1901717117	· PLUG	5				
14	1420100550	· O-RING	1				
15	1901719916	· PLATE	1				
16	1901719417	· VALVE ASSY	1				
17	1901717112	· SPRING	1				
18	1901719419	· PLUG	1				
19	1901719429	· PLUG	1				
20	1420010100	· O-RING	1				
21	1110050880	· SCREW, cap	3				
22	1901719423	· PLATE	1				
23	1110050816	· SCREW, cap	2				
24	1901716900	· VALVE, solenoid	1		1255001~1255738		
	1901718100	· VALVE, solenoid	1	(H)	1255739~1256665		
	E350a3L						

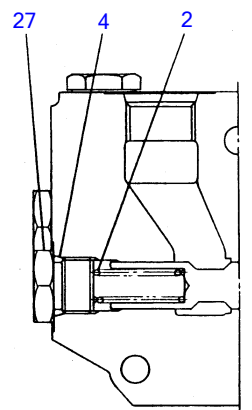
TB025 Book No. PE3-102Z4 S/N1255001-1258249
 SUB VALVE (1256666~)



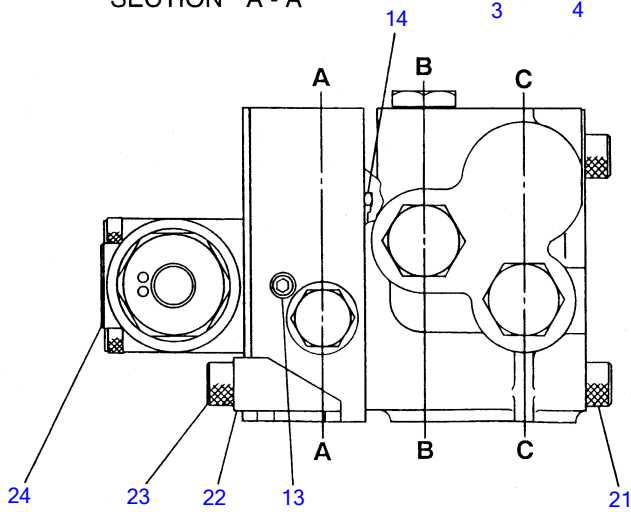
SECTION "A - A"



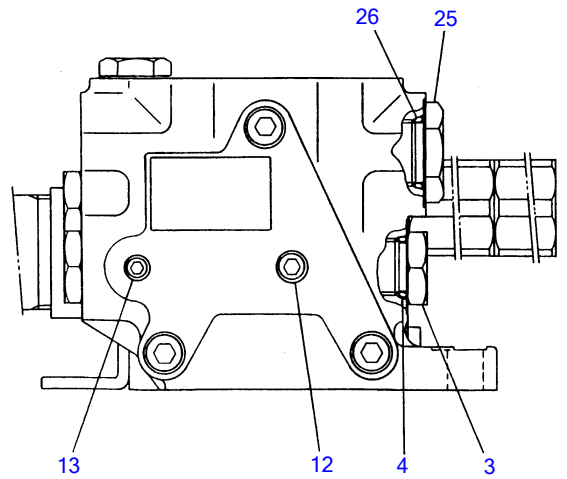
SECTION "B - B"



SECTION "C - C"



E3-50a-2-D

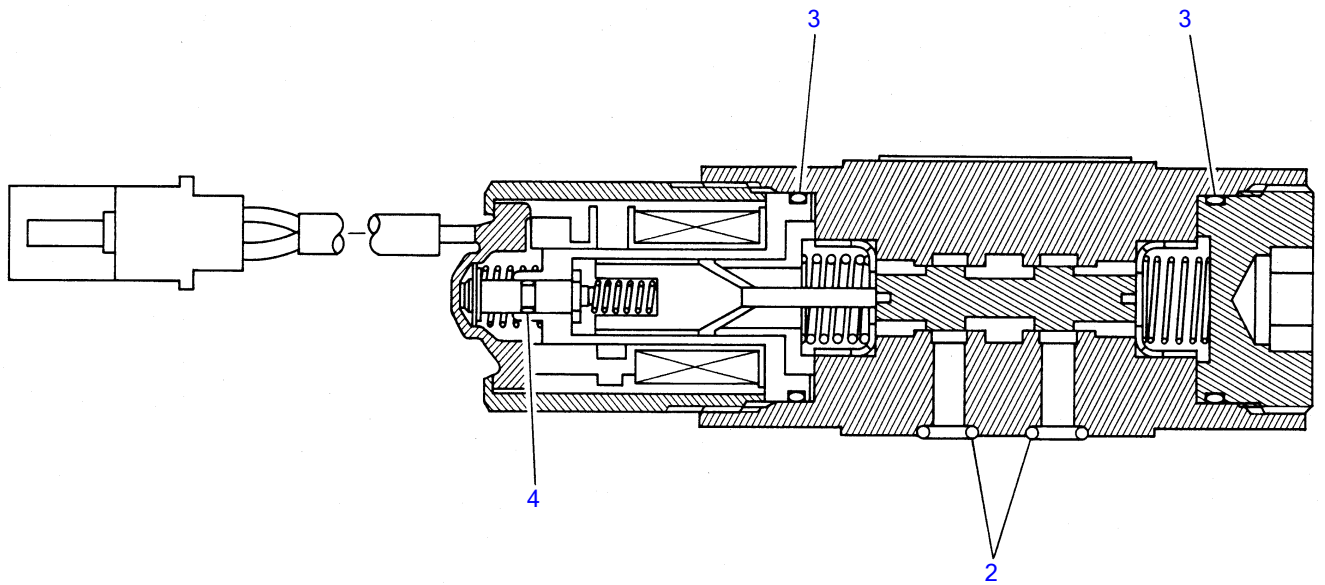


SUB VALVE (1256666~)						
Item	Part number	Description	Q'ty	Chan.	Serial No.	Serv. Remarks
1	1901728200	VALVE, sub	1		1256666~1257232	
	1901730200	VALVE, sub	1	(H)	1257233~	
2	1901723503	• SPRING	1			
3	1901718904	• PLUG	2			
4	1420010140	• O-RING	3			
5	1901717107	• PISTON	1			
6	1901719907	• SPRING	1			
7	1901719908	• PLUG	1			
8	1420000220	• O-RING	2			
9	1901717123	• PLUG	1			
10	1901717113	• PLUG	1			
11	1420010110	• O-RING	2			
12	1501810001	• PLUG	1			
13	1901717117	• PLUG	5			
14	1420100550	• O-RING	1			
15	1901719916	• PLATE	1			
16	1901719417	• VALVE ASSY	1			
17	1901717112	• SPRING	1			
18	1901719419	• PLUG	1			
19	1901719429	• PLUG	1			
20	1420010100	• O-RING	1			
21	1110050880	• SCREW, cap	3			
22	1901719423	• PLATE	1			
23	1110050816	• SCREW, cap	2			
24	1901718100	• VALVE, solenoid	1			
25	1901717105	• PLUG	1			
26	1420010180	• O-RING	1			
27	1901723529	• PLUG	1			
28	1901730230	• SPRING	1		1257233~	

NOTE

1.A Item 1 (page 8-14) and a Item 1 (page 8-15) have interchangeability

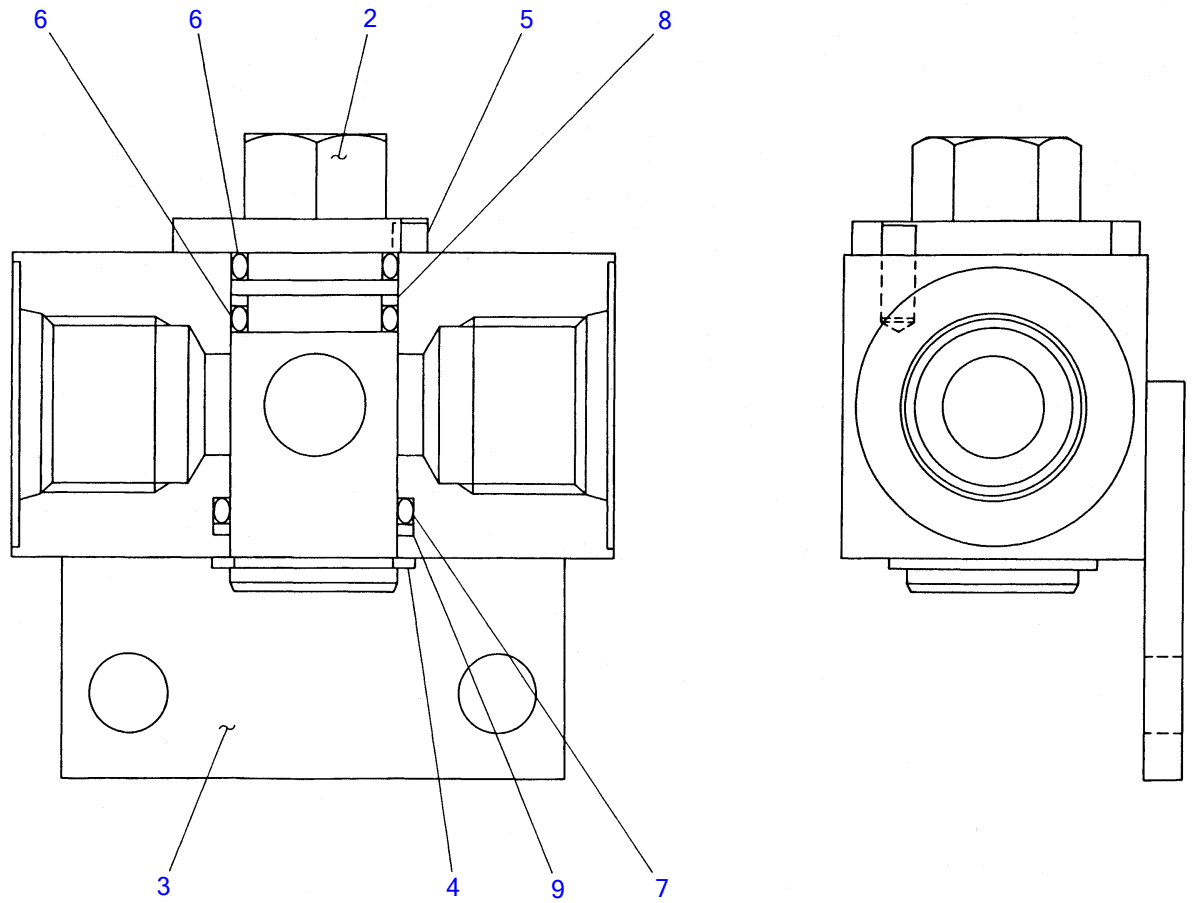
E350a5L



Z3-49a-0-D

SOLENOID VALVE

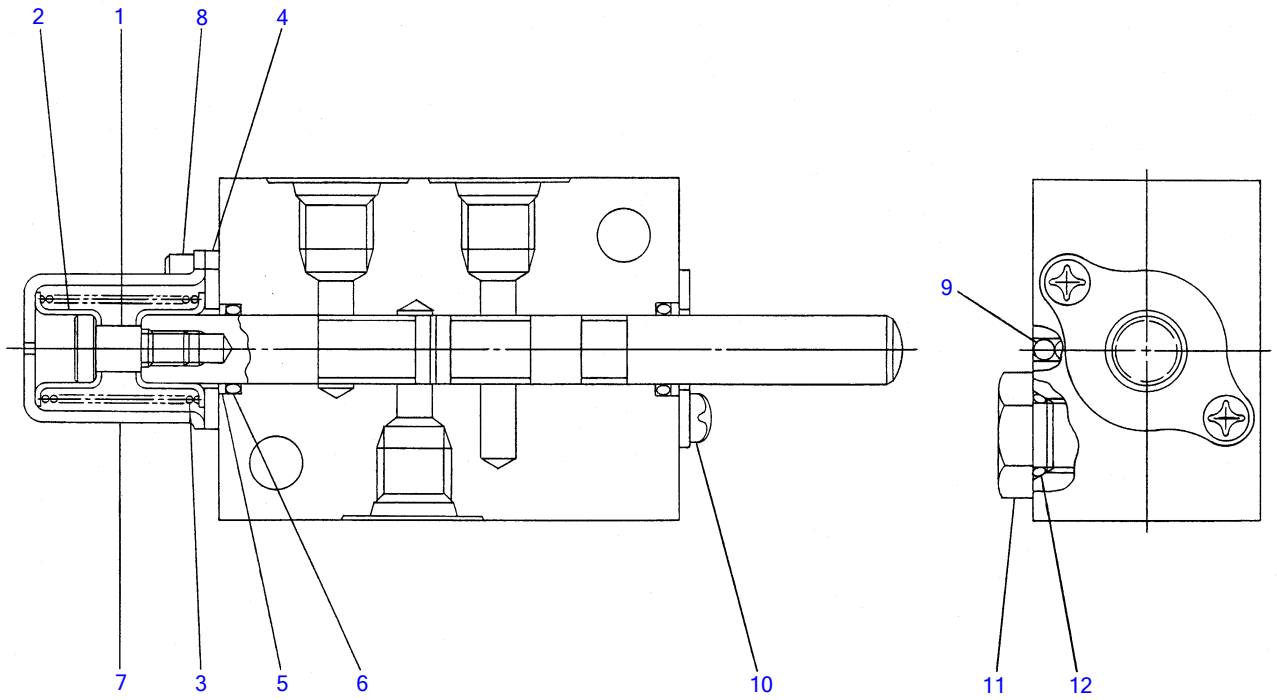
Item	Part number	Description	Q'ty	Chan.	Serial No.	Serv.	Remarks
1	1901716900	VALVE ASSY	1		1255001~1255738		
	1901718100	VALVE ASSY	1	(H)	1255739~		
2	1420000070	• O-RING	4				
3	1901716915	• O-RING	2				
4	1420500030	• O-RING	1				
	E349a1L						



E3-50b-1-D

STOP VALVE

Item	Part number	Description	Q'ty	Chan.	Serial No.	Serv.	Remarks
1	1901719800	VALVE, stop	1				
2	1901719802	▪ VALVE	1				
3	1901719803	▪ PLATE	1				
4	1901719804	▪ RING, snap	1				
5	1901719805	▪ PIN, spring	1				
6	1420010160	▪ O-RING	2				
7	1420010200	▪ O-RING	1				
8	1421020160	▪ RING, back-up	1				
9	1421020200	▪ RING, back-up	1				
	E350b1L						

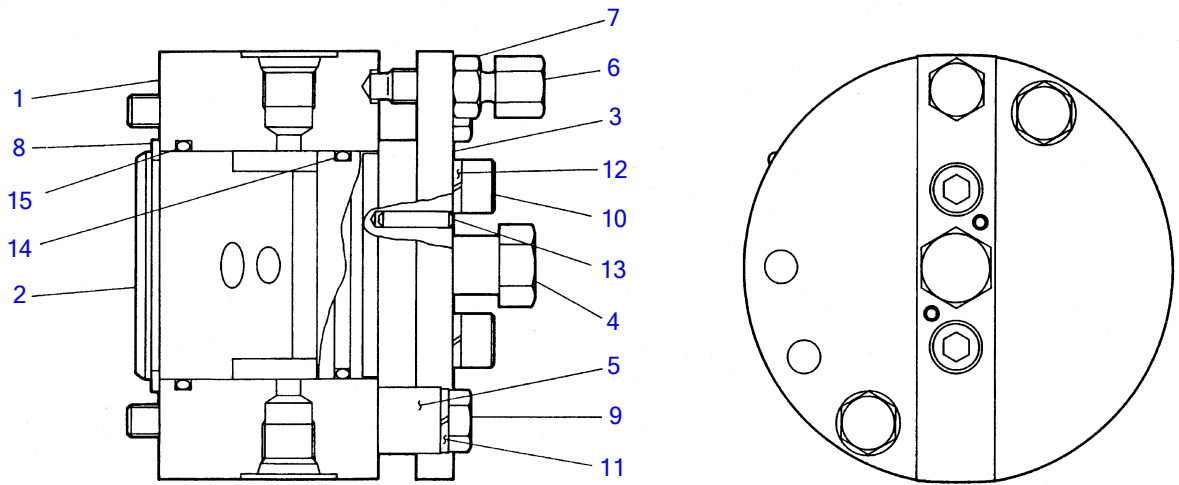


K2-50b-0-D

SHUT-OFF VALVE

Item	Part number	Description	Q'ty	Chan.	Serial No.	Serv.	Remarks
0	1901720300	VALVE, shut off	1				
1	1901718403	• BOLT	1				
2	1901718404	• HOLDER	2				
3	1901720305	• SPRING	1				
4	1901718308	• PLATE	2				
5	1901718309	• SEAL, oil	2				
6	1420000120	• O-RING	2				
7	1901718311	• CAP	1				
8	1110050512	• SCREW, cap	2				
9	1390020250	• BALL	3				
10	1102540510	• SCREW	2				
11	1901717113	• PLUG	1				
12	1420010110	• O-RING	1				
	K250b1L						

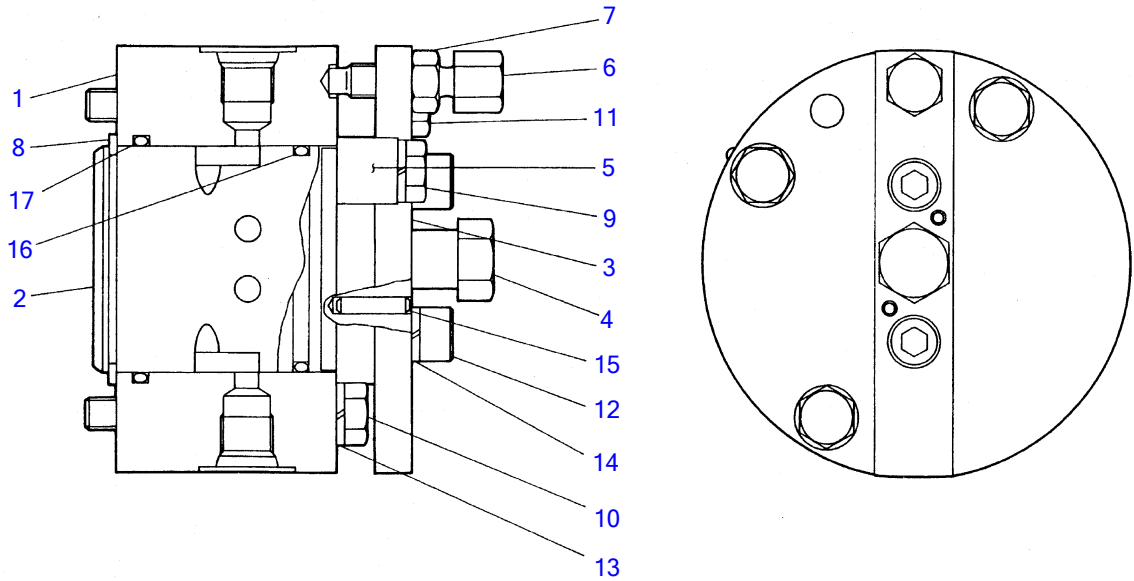
TB025 Book No. PE3-102Z4 S/N1255001-1258249
SELECTOR VALVE



E3-50c-0-D

SELECTOR VALVE

Item	Part number	Description	Q'ty	Chan.	Serial No.	Serv.	Remarks
0	1901721300	SELECTOR VALVE ASSY	1				
1	1901721301	▪ VALVE	1				
2	1901721302	▪ ROTOR	1				
3	1901721303	▪ PLATE	1				
4	1901721304	▪ BOSS	1				
5	1901721305	▪ COLLAR	2				
6	1901721306	▪ BOLT	1				
7	1901721307	▪ NUT	1				
8	1220000050	▪ RING, snap	1				
9	1100040880	▪ BOLT	2				
10	1110040820	▪ SCREW, cap	2				
11	1140020008	▪ WASHER, spring	2				
12	1140420008	▪ WASHER, spring	2				
13	1212000416	▪ PIN	2				
14	1420100500	▪ O-RING	1				
15	1420100550	▪ O-RING	1				
	E350c1L						

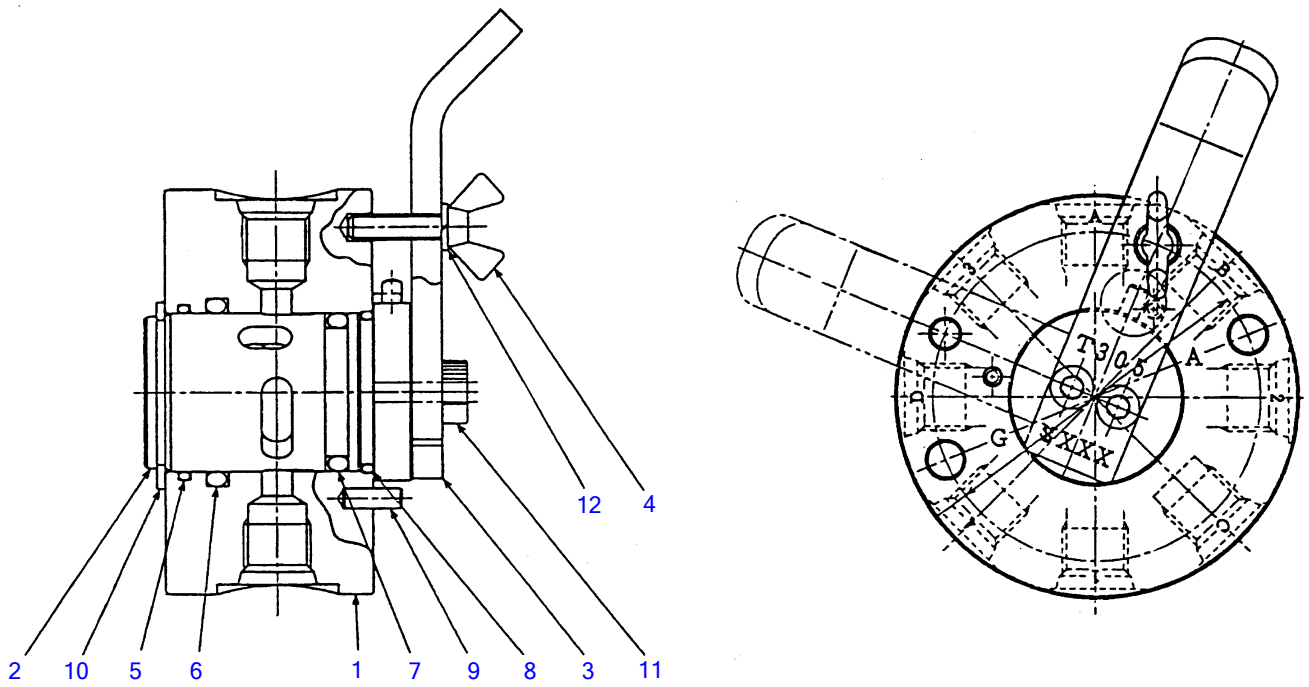


E3-50d-0-D

SELECTOR VALVE

Item	Part number	Description	Q'ty	Chan.	Serial No.	Serv.	Remarks
0	1901721400	SELECTOR VALVE ASSY	1				
1	1901721401	▪ VALVE	1				
2	1901721402	▪ ROTOR	1				
3	1901721303	▪ PLATE	1				
4	1901721304	▪ BOSS	1				
5	1901721305	▪ COLLAR	2				
6	1901721306	▪ BOLT	1				
7	1901721307	▪ NUT	1				
8	1220000050	▪ RING, snap	1				
9	1100040825	▪ BOLT	1				
10	1100040865	▪ BOLT	1				
11	1100040880	▪ BOLT	1				
12	1110040820	▪ SCREW, cap	2				
13	1140020008	▪ WASHER, spring	3				
14	1140420008	▪ WASHER, spring	2				
15	1212000416	▪ PIN	2				
16	1420100500	▪ O-RING	1				
17	1420100550	▪ O-RING	1				
	E350d1L						

TB025 Book No. PE3-102Z4 S/N1255001-1258249
SELECTOR VALVE (ISO«JCB pattern)

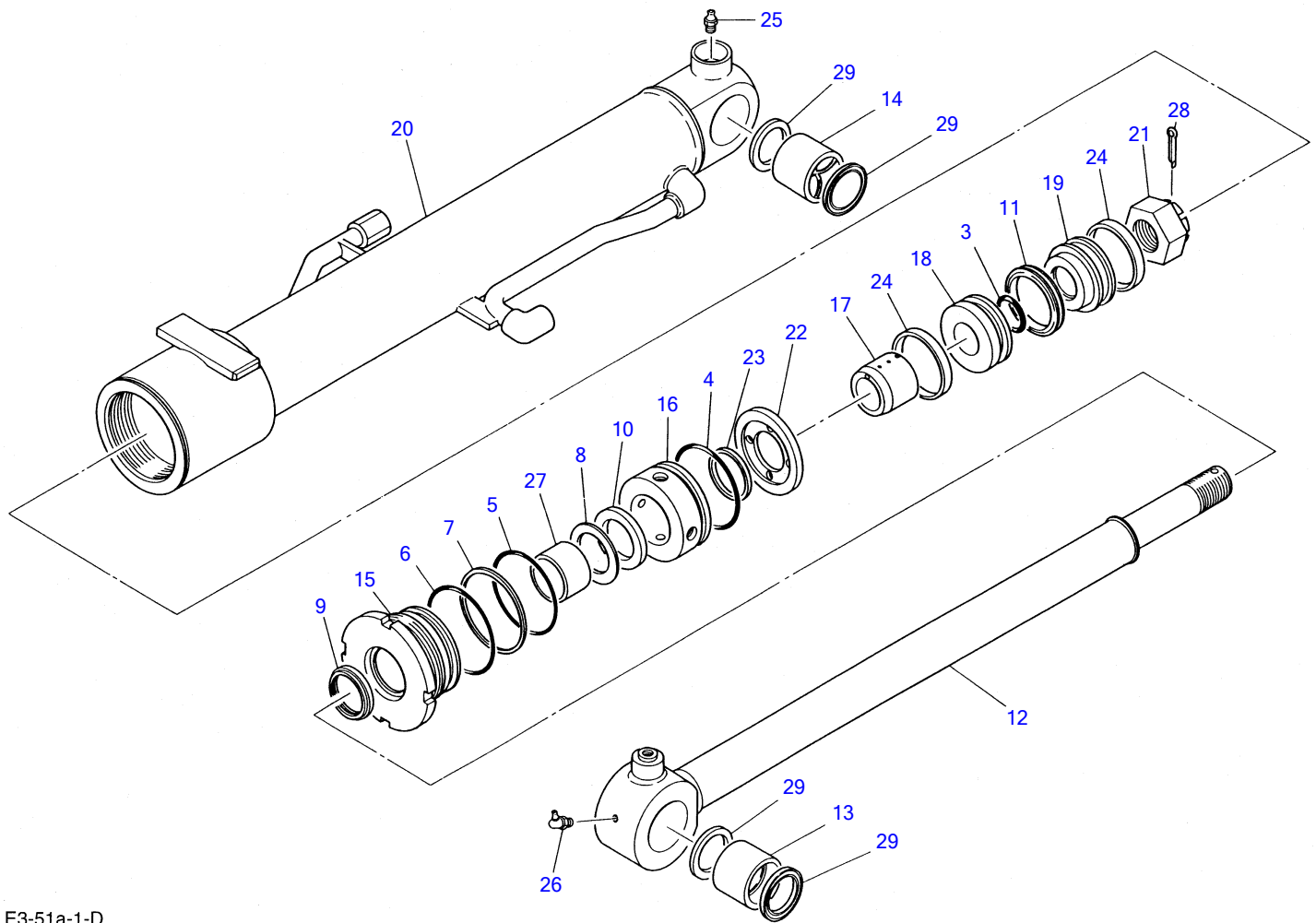


C4H180

SELECTOR VALVE (ISO«JCB pattern)

Item	Part number	Description	Q'ty	Chan.	Serial No.	Serv.	Remarks
0	1901730500	VALVE ASSY, selector	1				
1	1901730501	▪ BODY	1				
2	1901730502	▪ ROTOR	1				
3	1901730503	▪ LEVER	1				
4	1901730504	▪ BOLT	1				
5	1901730505	▪ O-RING	1				
6	1901730506	▪ O-RING	1				
7	1901730507	▪ O-RING	1				
8	1901730508	▪ O-RING	1				
9	1213000412	▪ PIN, spring	3				
10	1220000030	▪ RING, snap	1				
11	1110050514	▪ SCREW, cap	2				
12	1140010005	▪ WASHER, spring	1				
	C4h180						

TB025 Book No. PE3-102Z4 S/N1255001-1258249
BOOM CYLINDER (canopy)

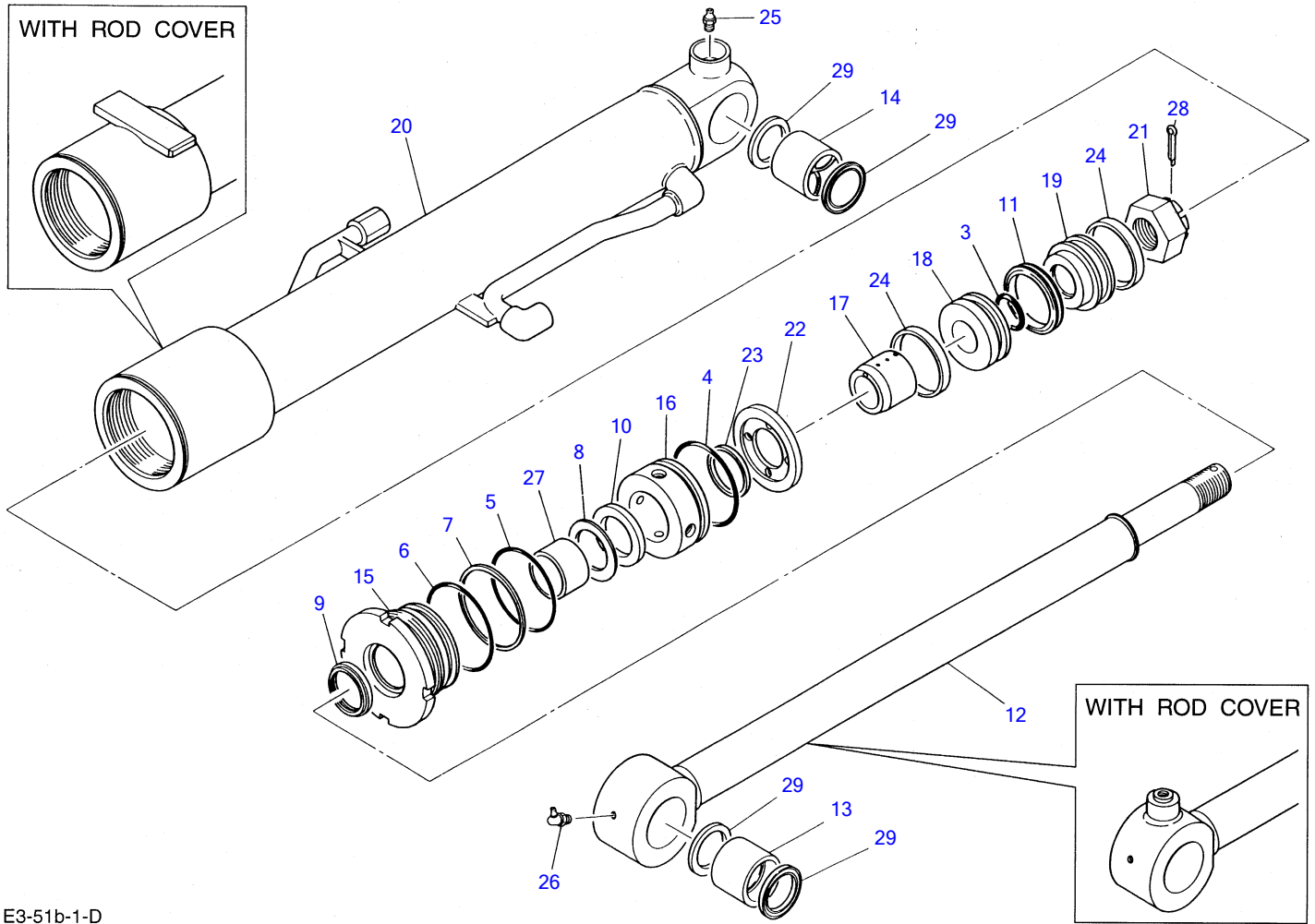


E3-51a-1-D

BOOM CYLINDER (canopy)

Item	Part number	Description	Q'ty	Chan.	Serial No.	Serv.	Remarks
1	1900052300	• CYLINDER ASSY	1				
2	1900043899	• KIT, seal	1				
3	X 1420110300	• • O-RING	1				
4	X 1420110800	• • O-RING	1				
5	X 1420010750	• • O-RING	1				
6	X 1420110850	• • O-RING	1				
7	X 1421030750	• • RING, back-up	1				
8	X 1411255403	• • RING, back-up	1				
9	X 1900032433	• • SEAL, dust	1				
10	X 1410540559	• • PACKING, rod	1				
11	X 1410220750	• • PACKING, piston	1				
12	1900043801	• ROD, piston	1				
13	1900003702	• BUSHING	1				19000-03702
14	1900003720	• BUSHING	1				19000-03720
15	1900043803	• COVER, rod	1				
16	1900043804	• RETAINER	1				
17	1900043805	• CUSHION, rod	1				
18	1900043855	• HOLDER, packing	1				
19	1900043806	• PISTON	1				
20	1900052307	• TUBE	1				
21	1900028509	• NUT	1				
22	1900035815	• SPACER	1				
23	1900035819	• RING, cushion	1				
24	1410707510	• RING, wear	2				
25	1560001000	• NIPPLE, grease	1				
26	1560001675	• NIPPLE, grease	1				
27	1333004030	• BUSHING	1				
28	1210000655	• PIN, split	1				
29	1432200040	• SEAL, dust	4				
	E351a1L						

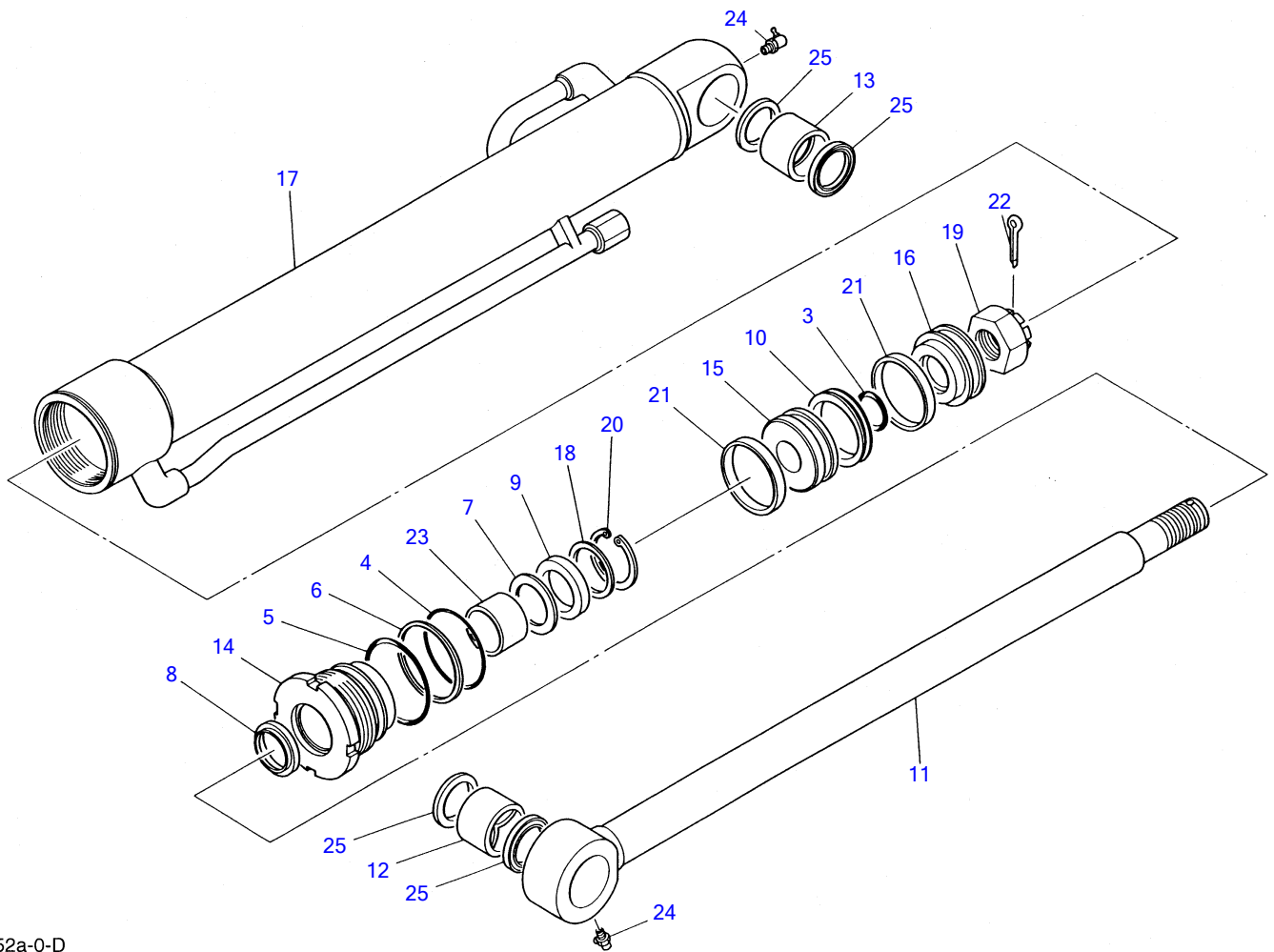
TB025 Book No. PE3-102Z4 S/N1255001-1258249
BOOM CYLINDER (cab)



E3-51b-1-D

BOOM CYLINDER (cab)

Item	Part number	Description	Q'ty	Chan.	Serial No.	Serv.	Remarks
1	1900052400	CYLINDER ASSY	1				
	1900069900	CYLINDER ASSY	1				with rod cover
2	1900043899	• KIT, seal	1				
3	X 1420110300	• • O-RING	1				
4	X 1420110800	• • O-RING	1				
5	X 1420010750	• • O-RING	1				
6	X 1420110850	• • O-RING	1				
7	X 1421030750	• • RING, back-up	1				
8	X 1411255403	• • RING, back-up	1				
9	X 1900032433	• • SEAL, dust	1				
10	X 1410540559	• • PACKING, rod	1				
11	X 1410220750	• • PACKING, piston	1				
12	1900047701	• ROD, piston	1				
	1900043801	• ROD, piston	1				with rod cover
13	1900003702	• BUSHING	1				19000-03702
14	1900003720	• BUSHING	1				19000-03720
15	1900043803	• COVER, rod	1				
16	1900043804	• RETAINER	1				
17	1900043805	• CUSHION, rod	1				
18	1900043855	• HOLDER, packing	1				
19	1900043806	• PISTON	1				
20	1900052407	• TUBE	1				
	1900069907	• TUBE	1				with rod cover
21	1900028509	• NUT	1				
22	1900035815	• SPACER	1				
23	1900035819	• RING, cushion	1				
24	1410707510	• RING, wear	2				
25	1560001000	• NIPPLE, grease	1				
26	1560001675	• NIPPLE, grease	1				
27	1333004030	• BUSHING	1				
28	1210000655	• PIN, split	1				
29	1432200040	• SEAL, dust	4				
	E351b2L						

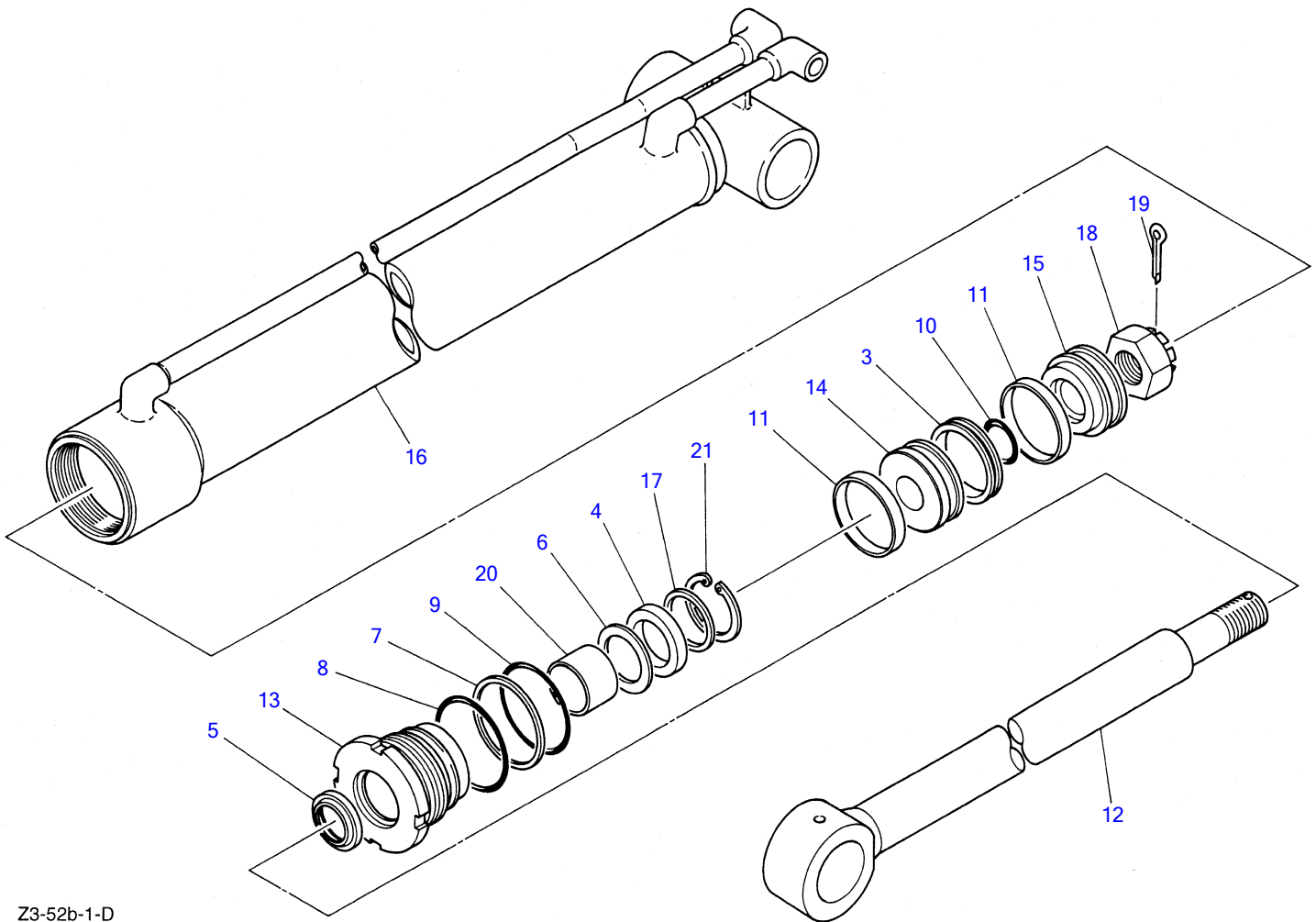


E3-52a-0-D

ARM CYLINDER

Item	Part number	Description	Q'ty	Chan.	Serial No.	Serv.	Remarks
1	1900052500	CYLINDER ASSY	1				
2	1900043999	• KIT, seal	1				
3	X 1420010280	• • O-RING	1				
4	X 1420110700	• • O-RING	1				
5	X 1420110750	• • O-RING	1				
6	X 1421130700	• • RING, back-up	1				
7	X 1411255403	• • RING, back-up	1				
8	X 1411500400	• • SEAL, dust	1				
9	X 1410540559	• • PACKING, rod	1				
10	X 1410220700	• • PACKING, piston	1				
11	1900043901	• ROD, piston	1				
12	1900043902	• BUSHING	1				19000-43902
13	1900043920	• BUSHING	1				19000-43920
14	1900043903	• COVER, rod	1				
15	1900043955	• HOLDER, packing	1				
16	1900043906	• PISTON	1				
17	1900052507	• TUBE	1				
18	1900000508	• HOLDER, rod packing	1				
19	1900000509	• NUT	1				
20	1900023714	• RING, snap	1				
21	1410707010	• RING, wear	2				
22	1210000550	• PIN, split	1				
23	1333004030	• BUSHING	1				
24	1560001900	• NIPPLE, grease	1				
25	1432200035	• SEAL, dust	4				
	E352a1L						

TB025 Book No. PE3-102Z4 S/N1255001-1258249
TELESCOPIC CYLINDER

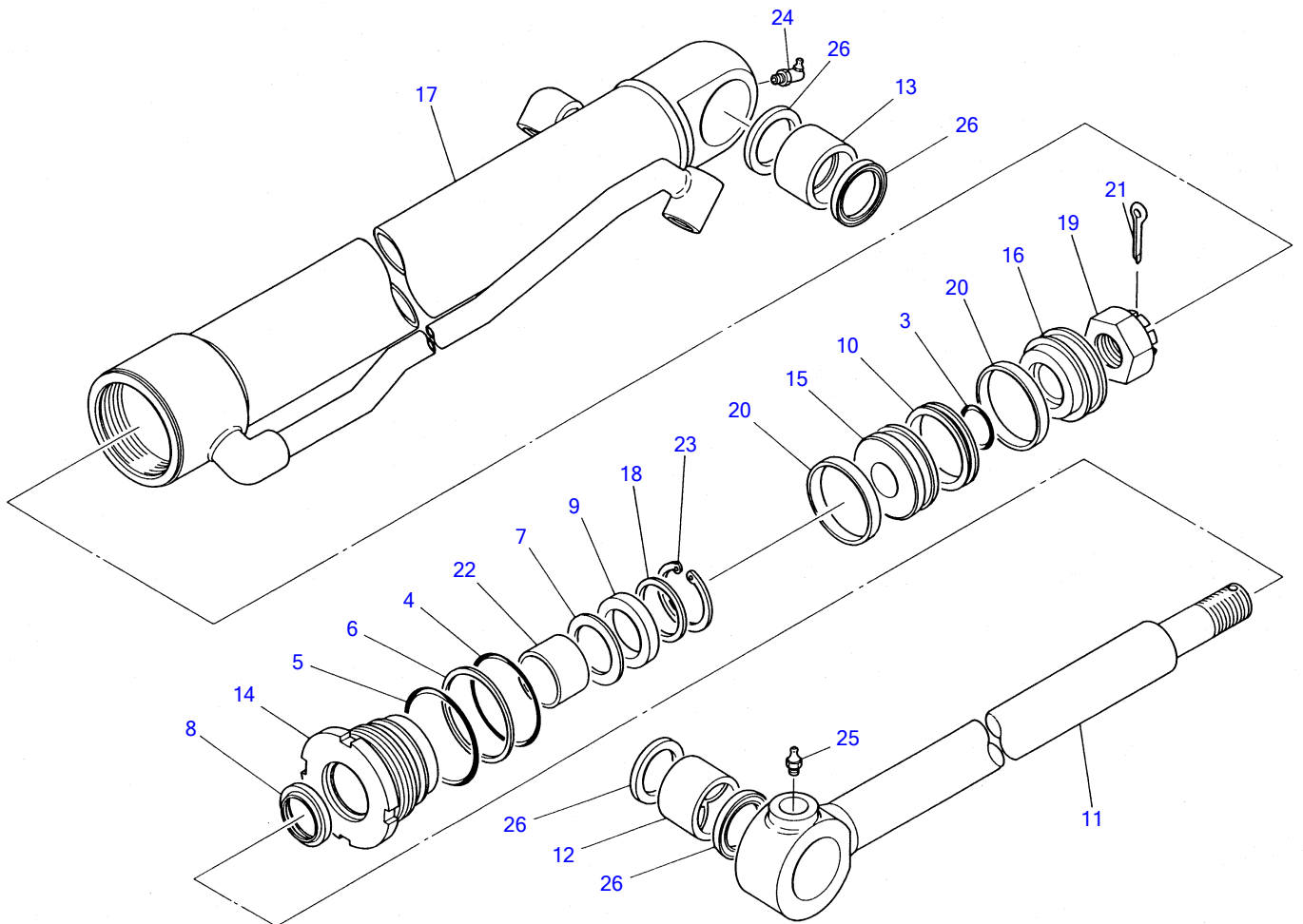


Z3-52b-1-D

TELESCOPIC CYLINDER

Item	Part number	Description	Q'ty	Chan.	Serial No.	Serv.	Remarks
1	1900049700	CYLINDER ASSY	1				
2	1900048199	• KIT, seal	1				
3	X 1410220600	• • PACKING, piston	1				
4	X 1410540508	• • PACKING, rod	1				
5	X 1411500400	• • SEAL, dust	1				
6	X 1411250403	• • RING, back-up	1				
7	X 1421130600	• • RING, back-up	1				
8	X 1420110660	• • O-RING	1				
9	X 1420110600	• • O-RING	1				
10	X 1420010240	• • O-RING	1				
11	1410706008	• RING, wear	2				
12	1900049701	• ROD, piston	1				
13	1900049703	• COVER, rod	1				
14	1900044055	• HOLDER, packing	1				
15	1900044006	• PISTON	1				
16	1900049707	• TUBE	1				
17	1900049708	• HOLDER, rod packing	1				
18	1900000309	• NUT	1				
19	1210000545	• PIN, solit	1				
20	1333004030	• BUSHING	1				
21	1221010050	• RING, snap	1				
	F352b0L						

TB025 Book No.PE3-102Z4 S/N1255001-1258249
BUCKET CYLINDER

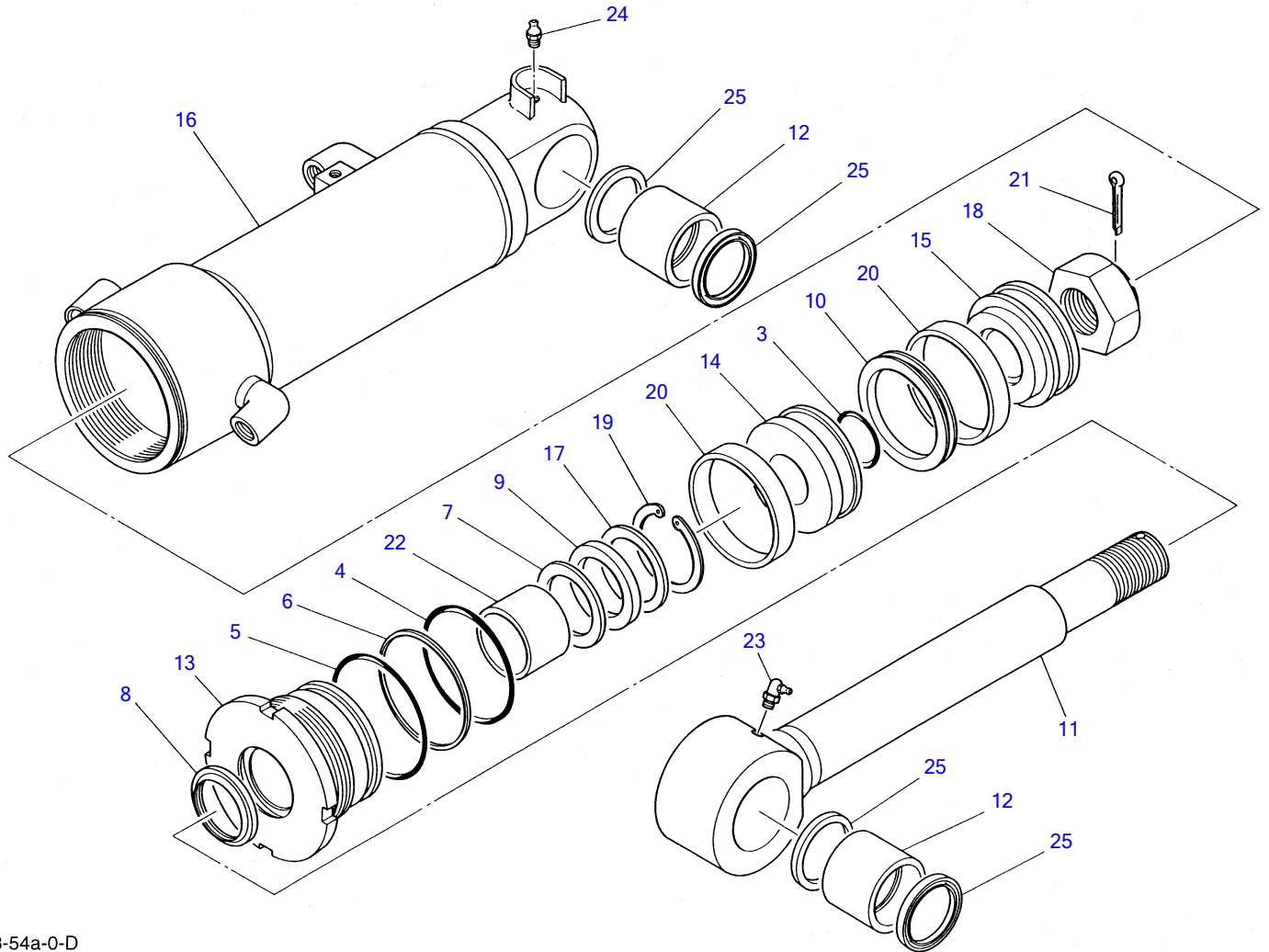


E3-53a-0-D

BUCKET CYLINDER

Item	Part number	Description	Q'ty	Chan.	Serial No.	Serv.	Remarks
1	1900052600	CYLINDER ASSY	1				
2	1900044099	• KIT, seal	1				
3	X 1420010240	• • O-RING	1				
4	X 1420110600	• • O-RING	1				
5	X 1420110650	• • O-RING	1				
6	X 1421130600	• • RING, back-up	1				
7	X 1411245353	• • RING, back-up	1				
8	X 1411500350	• • SEAL, dust	1				
9	X 1410535458	• • PACKING, rod	1				
10	X 1410220600	• • PACKING, piston	1				
11	1900044001	• ROD, piston	1				
12	1900044002	• BUSHING	1				19000-44002
13	1900044020	• BUSHING	1				19000-22102
14	1900044003	• COVER, rod	1				
15	1900044055	• HOLDER, packing	1				
16	1900044006	• PISTON	1				
17	1900052607	• TUBE	1				
18	1900023008	• HOLDER, rod packing	1				
19	1900000309	• NUT	1				
20	1410706008	• RING, wear	2				
21	1210000545	• PIN, split	1				
22	1333003525	• BUSHING	1				
23	1220000045	• RING, snap	1				
24	1560001900	• NIPPLE, grease	1				
25	1560001000	• NIPPLE, grease	1				
26	1432200035	• SEAL, dust	4				
	E353a1L						

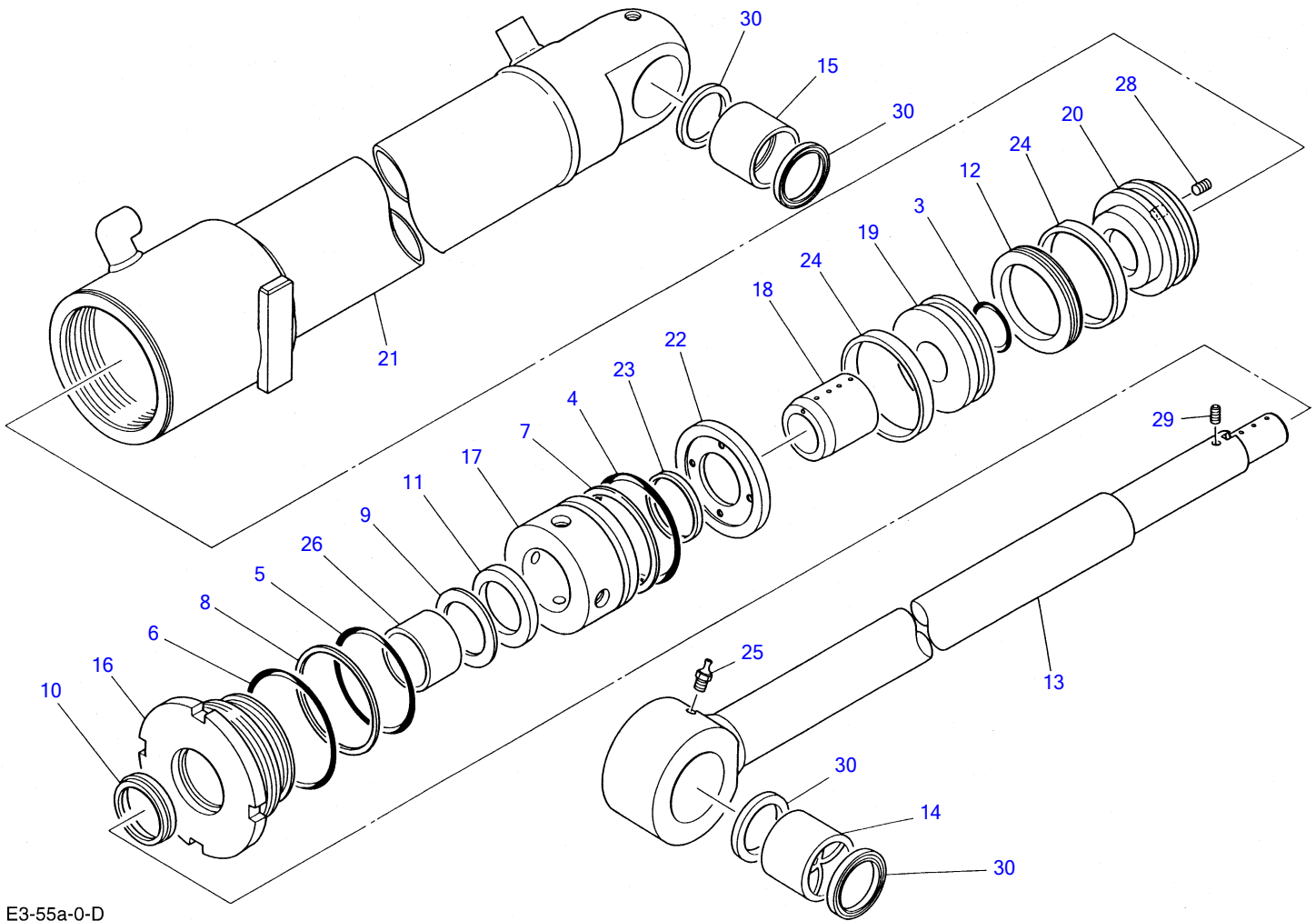
TB025 Book No. PE3-102Z4 S/N1255001-1258249
DOZER BLADE CYLINDER



E3-54a-0-D

DOZER BLADE CYLINDER

Item	Part number	Description	Q'ty	Chan.	Serial No.	Serv.	Remarks
1	1900052700	CYLINDER ASSY	1				
2	1900044299	• KIT, seal	1				
3	X 1420010320	• • O-RING	1				
4	X 1420110850	• • O-RING	1				
5	X 1420110900	• • O-RING	1				
6	X 1421130850	• • RING, back-up	1				
7	X 1411260453	• • RING, back-up	1				
8	X 1411500450	• • SEAL, dust	1				
9	X 1410545609	• • PACKING, rod	1				
10	X 1410220850	• • PACKING, piston	1				
11	1900044201	• ROD, piston	1				
12	1900044202	• BUSHING	1				19000-12120
13	1900044203	• COVER, rod	1				
14	1900044255	• HOLDER, packing	1				
15	1900044206	• PISTON	1				
16	1900052707	• TUBE	1				
17	1900002208	• HOLDER, rod packing	1				
18	1900002209	• NUT	1				
19	1900013414	• RING, snap	1				
20	1410708515	• RING, wear	2				
21	1210000660	• PIN, split	1				
22	1333004540	• BUSHING	1				
23	1560001675	• NIPPLE, grease	1				
24	1560001000	• NIPPLE, grease	1				
25	1432200045	• SEAL, dust	1				
	E354a1L						

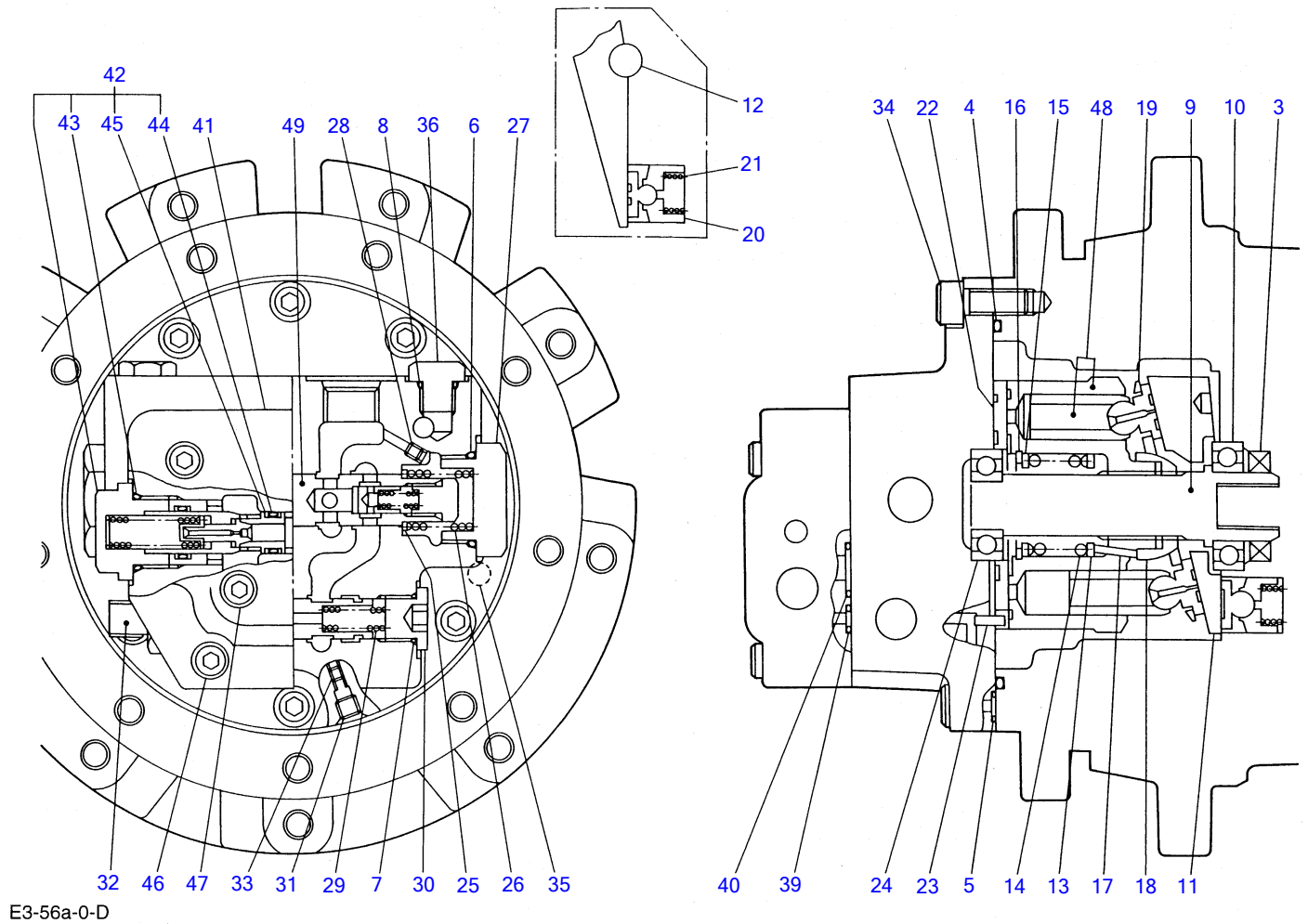


E3-55a-0-D

SWING CYLINDER

Item	Part number	Description	Q'ty	Chan.	Serial No.	Serv.	Remarks
1	1900051300	CYLINDER ASSY	1				
2	1900046199	• KIT, seal	1				
3	X 1420110300	• • O-RING	1				
4	X 1420110800	• • O-RING	1				
5	X 1420010750	• • O-RING	1				
6	X 1420110850	• • O-RING	1				
7	X 1421130800	• • RING, back-up	1				
8	X 1421030750	• • RING, back-up	1				
9	X 1411255403	• • RING, back-up	1				
10	X 1411500400	• • SEAL, dust	1				
11	X 1410540559	• • PACKING, rod	1				
12	X 1410220750	• • PACKING, piston	1				
13	1900044101	• ROD, piston	1				
14	1900003720	• BUSHING	1				19000-03720
15	1900003702	• BUSHING	1				19000-03702
16	1900044103	• COVER, rod	1				
17	1900046104	• RETAINER	1				
18	1900044105	• CUSHION, rod	1				
19	1900043855	• HOLDER, packing	1				
20	1900044106	• PISTON	1				
21	1900051307	• TUBE	1				
22	1900035815	• SPACER	1				
23	1900035819	• RING, cushion	1				
24	1410707510	• RING, wear	2				
25	1560001000	• NIPPLE, grease	1				
26	1333004030	• BUSHING	1				
27	1110040516	• SCREW, cap	1				
28	1121040608	• SET-SCREW	1				
29	1121040508	• SET-SCREW	1				
30	1432200040	• SEAL, dust	1				
	E355a1L						

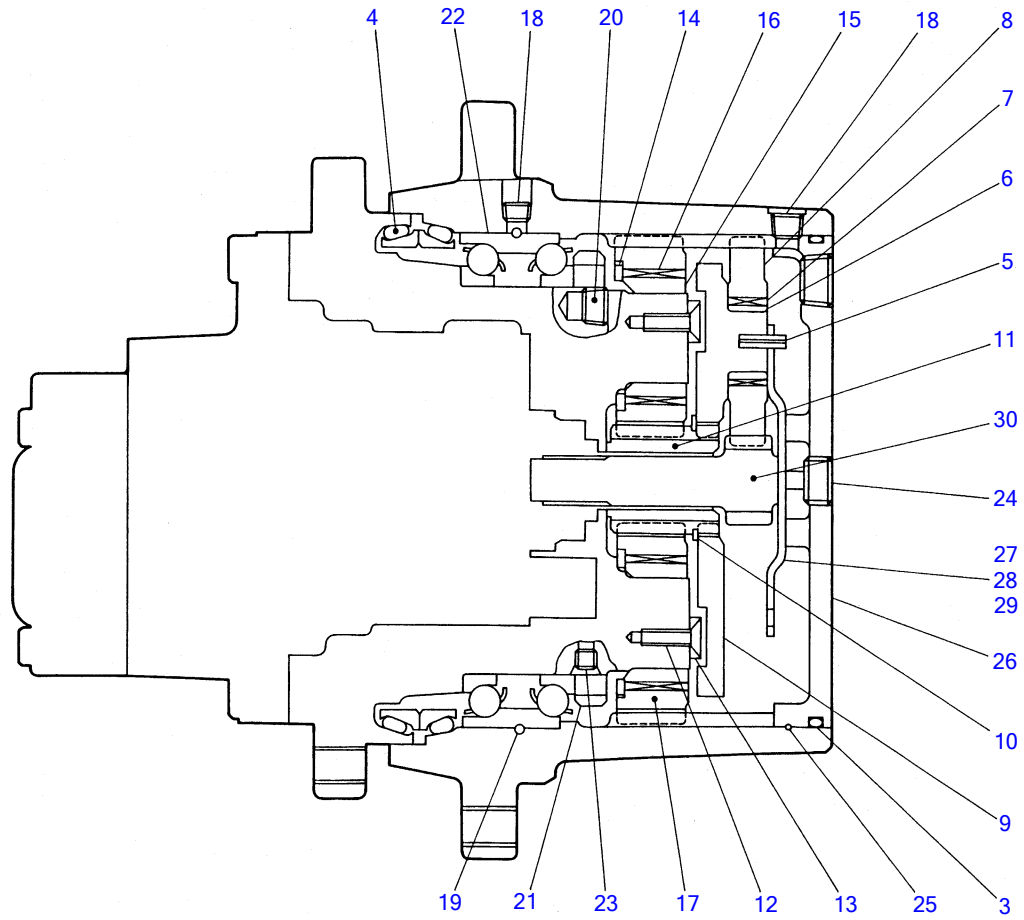
TB025 Book No.PE3-102Z4 S/N1255001-1258249
TRAVEL MOTOR (1/2) (without parking brake)



TRAVEL MOTOR (1/2) (without parking brake)

Item	Part number	Description	Q'ty	Chan.	Serial No.	Serv.	Remarks
1	1903108400	MOTOR ASSY	1				incl. 1/2~2/2
2	1903108499	• KIT, seal	1				
3	X 1903106804	• • SEAL, oil	1				
4	X 1420101250	• • O-RING	1				
5	X 1420010070	• • O-RING	2				
6	X 1420010290	• • O-RING	2				
7	X 1420010140	• • O-RING	2				
8	X 1420010110	• • O-RING	2				
9	1903108102	• SHAFT	1				
10	1903108103	• BEARING, ball	1				
11	1903106805	• PLATE, swash	1				
12	1390021050	• BALL, steel	2				
13	1903106808	• COLLAR	1				
14	1903106809	• SPRING	1				
15	1903007109	• WASHER	1				
16	1221000037	• RING, snap	1				
17	1903106812	• PIN	3				
18	1903106813	• HOLDER, retainer	1				
19	1903106814	• PLATE, retainer	1				
20	1903107919	• PISTON	2				
21	1903106820	• SPRING	2				
22	1903106825	• PLATE, valve	1				
23	1903005224	• PIN	1				
24	1903107927	• BEARING, ball	1				
25	1901803003	• SHEET, spring	2				
26	1901802408	• SPRING	2				
27	1903106838	• CAP	2				
28	1903102038	• ORIFICE	2				
29	1903106842	• SPRING	1				
30	1903106843	• PLUG	1				
31	1901804213	• PLUG	2				
32	1903106846	• PLUG	1				
33	1903107047	• ORIFICE	4				
34	1110051025	• SCREW, cap	6				
35	1903102019	• PIN	2				
36	1903104432	• PLUG	2				
37	1901806300	• BLOCK ASSY, relief	1				
38	1901806399	• • KIT, seal	1				
39	X 1420010070	• • • O-RING	3				
40	X 1420010160	• • • O-RING	2				
41	1901806301	• • BODY, valve	1				
42	1901800029	• • VALVE ASSY, relief	2				
43	1420010240	• • • O-RING	1				
44	1420010120	• • • O-RING	1				
45	1421020120	• • • RING, back-up	2				
46	1110050840	• • SCREW, cap	4				
47	1501810002	• • PLUG	2				
48	1903108491	• SUB ASSY, piston	1				
49	1903108492	• SUB ASSY, base plate	1				

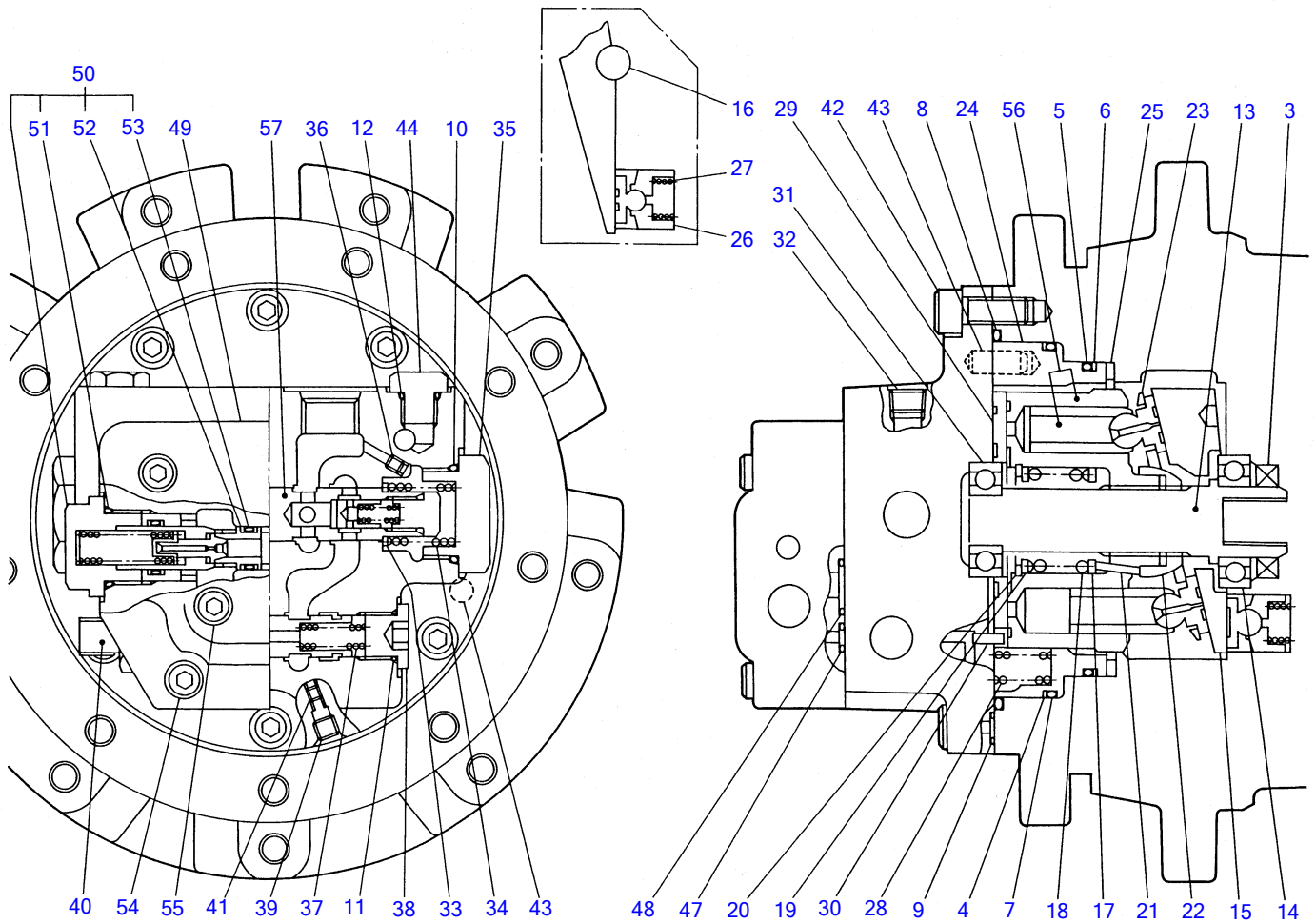
E356a1L



E3-56b-0-D

TRAVEL MOTOR (2/2) (without parking brake)

Item	Part number	Description	Q'ty	Chan.	Serial No.	Serv.	Remarks
1	1912900700	REDUCTION	1				
2	1912900799	• KIT, seal	1				
3	X 1420310259	• • O-RING	1				
4	X 1912001005	• • SEAL ASSY, floating	2				
5	1912900721	• PIN, spring	3				
6	1912900720	• LACE, inner	3				
7	1912900719	• CAGE & ROLLER	3				
8	1912900718	• GEAR, planetary	3				
9	1912900717	• HOLDER	1				
10	1220000035	• RING, snap	1				
11	1912900715	• GEAR, sun	1				
12	1912900714	• SCREW	4				
13	1912900713	• PLATE, thrust	1				
14	1912900712	• WASHER, thrust	4				
15	1912900711	• COLLAR	4				
16	1912900710	• CAGE & ROLLER	4				
17	1912900709	• GEAR, planetary	4				
18	1501810001	• PLUG	2				
19	1390020250	• BALL, steel	131				
20	1501810002	• PLUG	2				
21	1912900704	• NUT, ring	1				
22	1912900703	• BEARING	1				
23	1901804213	• PLUG	2				
24	1501810003	• PLUG	2				
25	1912900726	• WIRE	1				
26	1912900724	• COVER	1				
27	1912900730	• PLATE, thrust	1		1255001~1257515		t=2.8mm
	1912901925	• PLATE, thrust	1	(H)	1257516~		t=2.8mm
28	1912900729	• PLATE, thrust	1		1255001~1257515		t=2.3mm
	1912901924	• PLATE, thrust	1	(H)	1257516~		t=2.3mm
29	1912900723	• PLATE, thrust	1		1255001~1257515		t=1.8mm
	1912901923	• PLATE, thrust	1	(H)	1257516~		t=1.8mm
30	1912900722	• GEAR, drive	1				
	E356b2L						

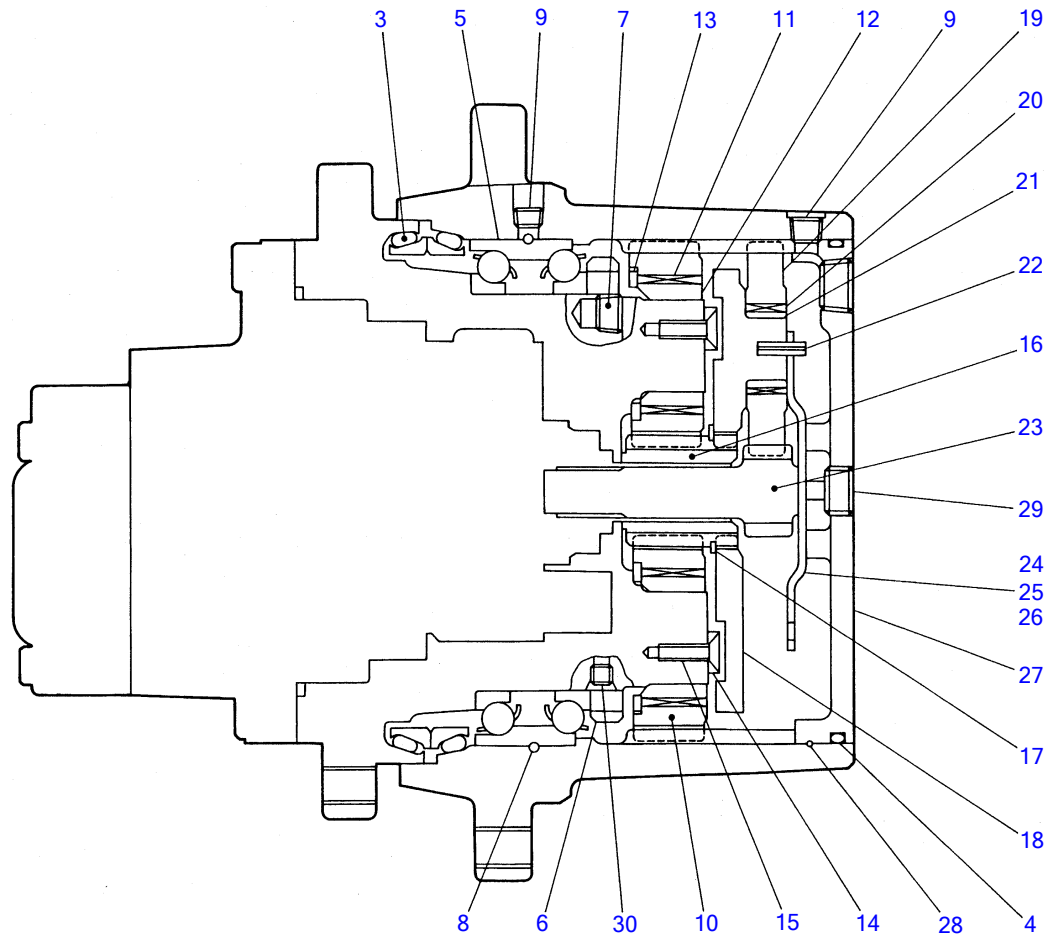


E3-56d-0-D

TRAVEL MOTOR (1/2) (with parking brake)

Item	Part number	Description	Q'ty	Chan.	Serial No.	Serv.	Remarks
1	1903108100	MOTOR ASSY	1				incl. 1/2~2/2
2	1903108199	• KIT, seal	1				
3	X 1903106804	• • SEAL, oil	1				
4	X 1421131200	• • RING, back-up	1				
5	X 1420111050	• • O-RING	1				
6	X 1421131050	• • RING, back-up	1				
7	X 1420111200	• • O-RING	1				
8	X 1903108128	• • O-RING	1				
9	X 1420010070	• • O-RING	3				
10	X 1420010290	• • O-RING	2				
11	X 1420010140	• • O-RING	2				
12	X 1420010110	• • O-RING	2				
13	1903108102	• SHAFT	1				
14	1903108103	• BEARING	1				
15	1903106805	• PLATE, swash	1				
16	1390021050	• BALL, steel	2				
17	1903106808	• COLLAR	1				
18	1903106809	• SPRING	1				
19	1903007109	• WASHER	1				
20	1221000037	• RING, snap	1				
21	1903106812	• PIN	3				
22	1903106813	• HOLDER	1				
23	1903106814	• PLATE	1				
24	1903108117	• PISTON	1				
25	1903108118	• PLATE	1				
26	1903107919	• PISTON ASSY	2				
27	1903106820	• SPRING	2				
28	1903108121	• SPRING	10				
29	1903106825	• PLATE, valve	1				
30	1903005224	• PIN	1				
31	1903107927	• BEARING	1				
32	1501810002	• PLUG	1				
33	1901803003	• SHEET	2				
34	1901802408	• SPRING	2				
35	1903106838	• CAP	2				
36	1903102038	• ORIFICE	2				
37	1903106842	• SPRING	1				
38	1903106843	• PLUG	1				
39	1901804213	• PLUG	3				
40	1903106846	• PLUG	1				
41	1903107047	• ORIFICE	5				
42	1110051025	• SCREW, cap	6				
43	1903102019	• PIN	4				
44	1903104432	• PLUG	2				
45	1901806300	• BLOCK ASSY, relief	1				
46	1901806399	• • KIT, seal	1				
47	X 1420010070	• • • O-RING	3				
48	X 1420010160	• • • O-RING	2				
49	1901806301	• • BODY, valve	1				
50	1901800029	• • VALVE ASSY, relief	2				
51	1420010240	• • • O-RING	1				
52	1420010120	• • • O-RING	1				
53	1421020120	• • • RING, back-up	2				
54	1110050840	• • SCREW, cap	4				
55	1501810002	• • PLUG	2				
56	1903108191	• SUB ASSY, piston	1				
57	1903108192	• SUB ASSY, base plate	1				

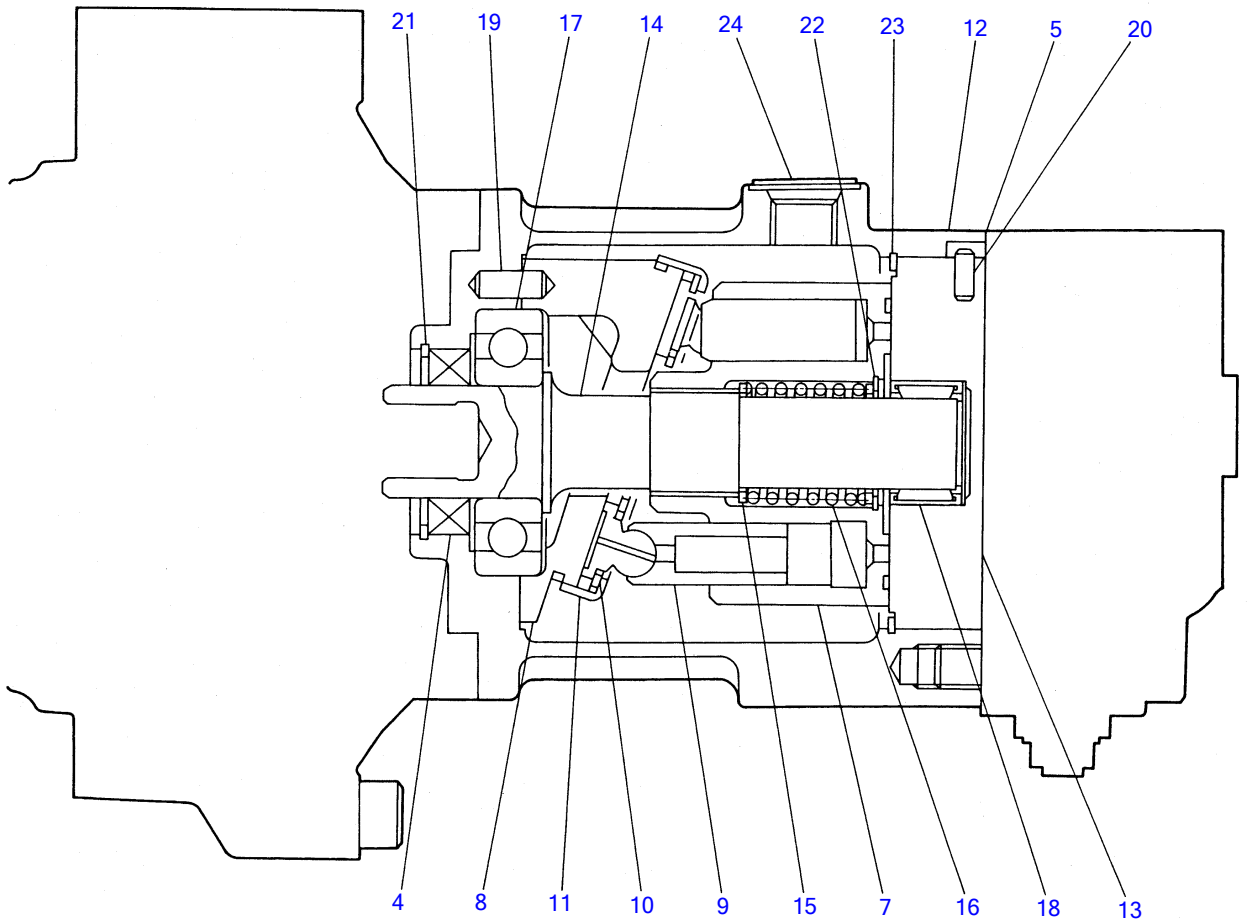
E356d1L



E3-56e-0-D

TRAVEL MOTOR (2/2) (with parking brake)

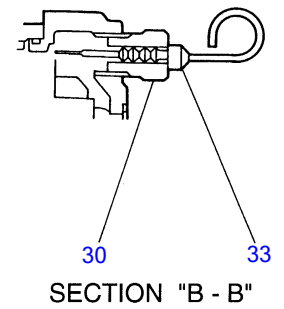
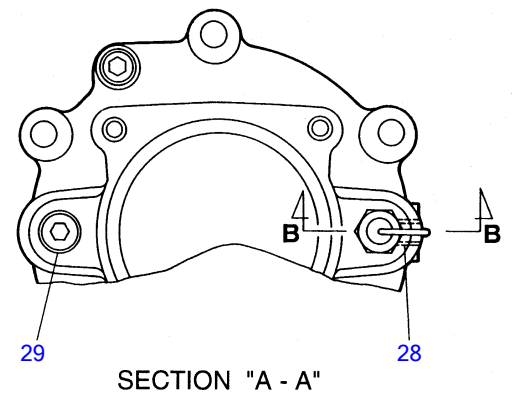
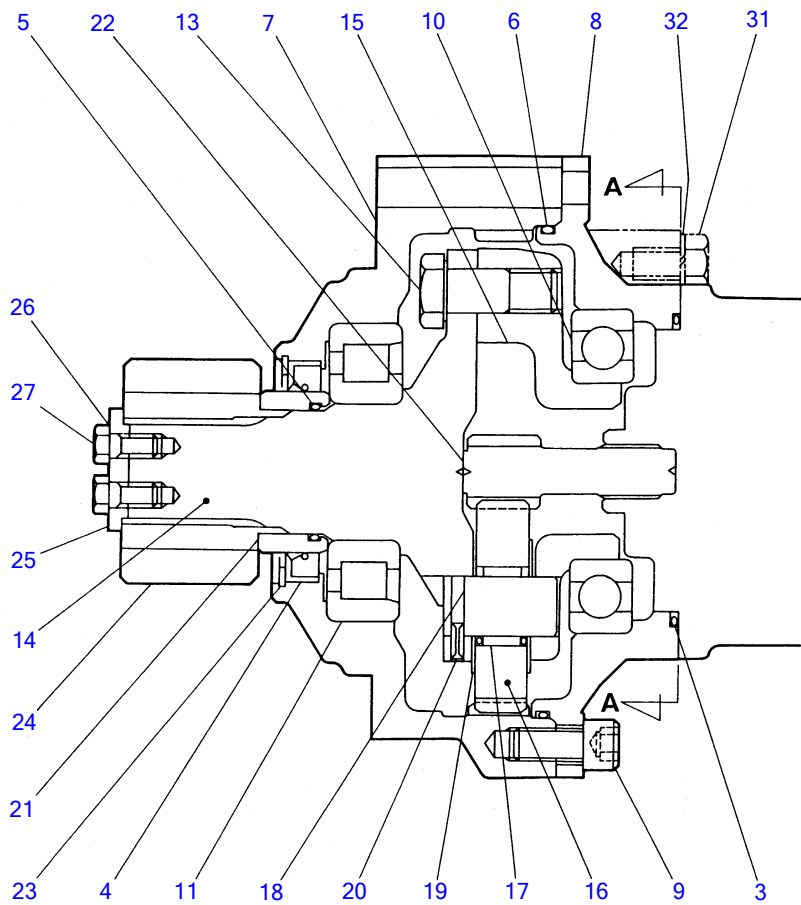
Item	Part number	Description	Q'ty	Chan.	Serial No.	Serv.	Remarks
1	1912901900	REDUCTION	1				
2	1912901999	• KIT, seal	1				
3	X 1912001005	• • SEAL ASSY, floating	2				
4	X 1903007227	• • O-RING	1				
5	1912900703	• BEARING	1				
6	1912900704	• NUT, ring	1				
7	1501810002	• PLUG	3				
8	1390020250	• BALL, steel	131				
9	1501810001	• PLUG	2				
10	1912900709	• GEAR	4				
11	1912900710	• CAGE & ROLLER	4				
12	1912900711	• COLLAR	4				
13	1912900712	• WASHER	4				
14	1912900713	• PLATE	1				
15	1912900714	• SCREW	4				
16	1912900715	• GEAR, sun	1				
17	1220000035	• RING, snap	1				
18	1912900717	• HOLDER	1				
19	1912900718	• GEAR, planetary	3				
20	1912900719	• CAGE & ROLLER	3				
21	1912900720	• LACE, inner	3				
22	1912900721	• PIN, spring	3				
23	1912900722	• DRIVE, gear	1				
24	1912900723	• PLATE	1		1255001~1257515		t=1.8mm
	1912901923	• PLATE	1	(H)	1257516~		t=1.8mm
25	1912900729	• PLATE	1		1255001~1257515		t=2.3mm
	1912901924	• PLATE	1	(H)	1257516~		t=2.3mm
26	1912900730	• PLATE	1		1255001~1257515		t=2.8mm
	1912901925	• PLATE	1	(H)	1257516~		t=2.8mm
27	1912900724	• COVER	1				
28	1912900726	• WIRE	1				
29	1501810003	• PLUG	2				
30	1901804213	• PLUG	2				
	E356e2L						



E3-57a-1-D

SLEW MOTOR (1/3) (without parking brake)

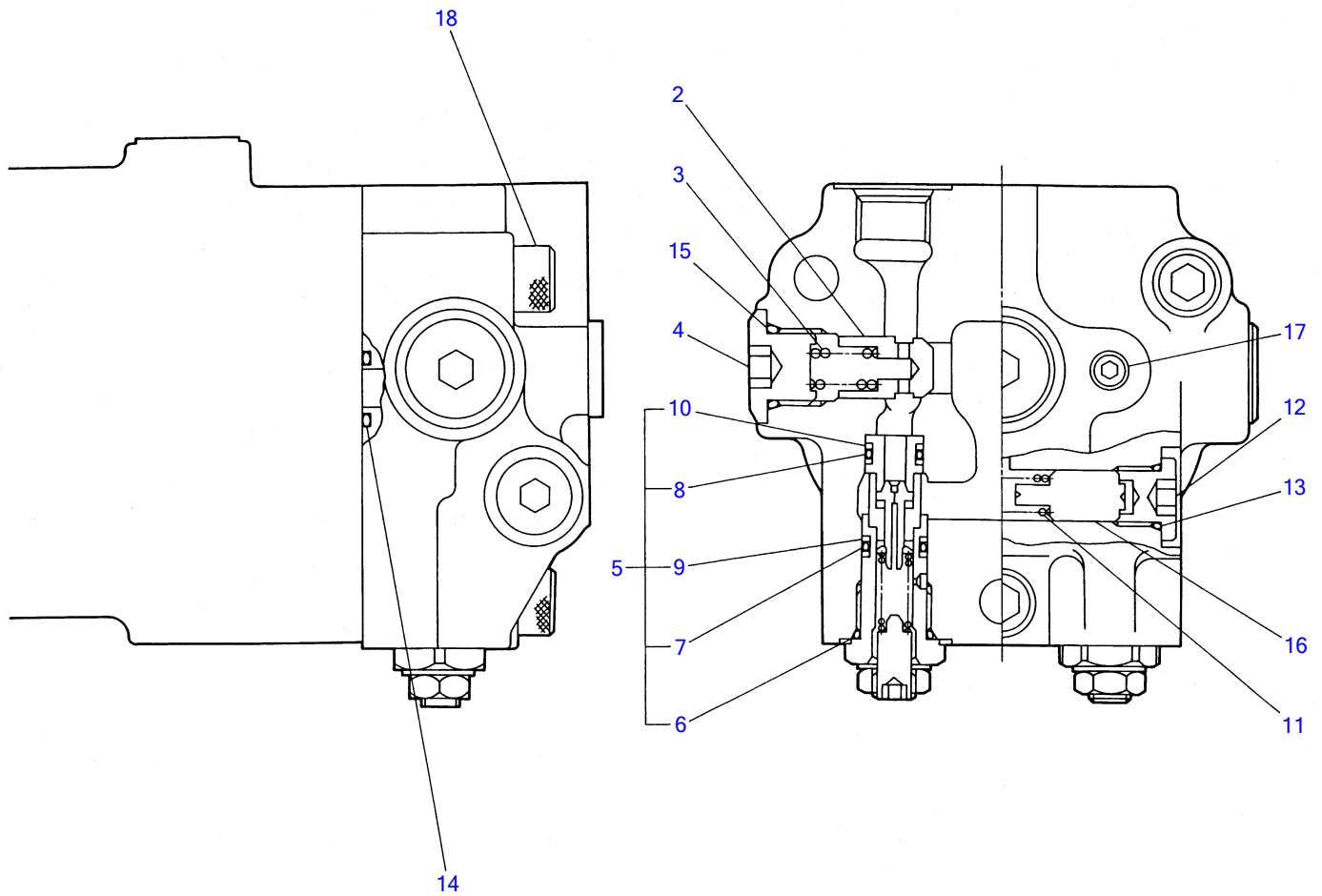
Item	Part number	Description	Q'ty	Chan.	Serial No.	Serv.	Remarks
1	1903109500	MOTOR ASSY	1				incl. 1/3~3/3
2	1903900600	· MOTOR, piston	1				
3	1903005299	· · KIT, seal	1				
4	X 1903002204	· · · SEAL, oil	1				
5	X 1432900020	· · · GASKET	1				
6	1903900690	· · BLOCK KIT, cylinder	1				
7	X *****	· · · BLOCK, cylinder	1				
8	X *****	· · · PLATE, swash	1				
9	X *****	· · · PISTON ASSY	9				
10	X *****	· · · PLATE, retainer	1				
11	X *****	· · · HOLDER, retainer	1				
12	1903900601	· · CASE	1				
13	1903900602	· · BLOCK, port	1				
14	1903900605	· · SHAFT	1				
15	1903007109	· · WASHER	2				
16	1903007110	· · SPRING	1				
17	1903900611	· · BEARING	1				
18	1903900612	· · BEARING, needle	1				
19	1903900613	· · PIN	1				
20	1212000612	· · PIN	1				
21	1221000050	· · RING, snap	1				
22	1221000037	· · RING, snap	1				
23	1903005222	· · RING, snap	1				
24	1903005221	· PLUG	4				
	E357a2L						



E3-57b-0-D

SLEW MOTOR (2/3) (without parking brake)

Item	Part number	Description	Q'ty	Chan.	Serial No.	Serv.	Remarks
1	1912901600	• • REDUCTION	1				
2	1912900599	• • KIT, seal	1				
3	X 1421001100	• • • O-RING	1				
4	X 1912900507	• • • SEAL, oil	1				
5	X 1420100450	• • • O-RING	1				
6	X 1420310261	• • • O-RING	1				
7	1912900501	• • CASE, lower	1				
8	1912900502	• • CASE, upper	1				
9	1110051225	• • SCREW, cap	2				
10	1912900505	• • BEARING, ball	1				
11	1912900506	• • BEARING	1				
12	1912900509	• • SHAFT ASSY	1				
13	X *****	• • • BOLT	3				
14	X *****	• • • SHAFT	1				
15	X *****	• • • HOLDER	1				
16	1912900510	• • GEAR, planetary	3				
17	1912001715	• • CAGE & ROLLAR	3				
18	1912900512	• • SHAFT	3				
19	1912001016	• • PLATE, thrust	6				
20	1213000414	• • PIN, spring	3				
21	1912901615	• • COLLAR	1				
22	1912900517	• • GEAR, drive	1				
23	1221000082	• • RING, snap	1				
24	1912900520	• • PINION	1				
25	1912901621	• • PLATE	1				
26	1912900522	• • WASHER, lock	1				
27	1100050820	• • BOLT	2				
28	1501810002	• • PLUG	1				
29	1501810004	• • PLUG	1				
30	1912900526	• • PLUG	1				
31	1100051230	• • BOLT	4				
32	1140010012	• • WASHER, spring	4				
33	1912900508	• • GAUGE	1				
	E357b1L						

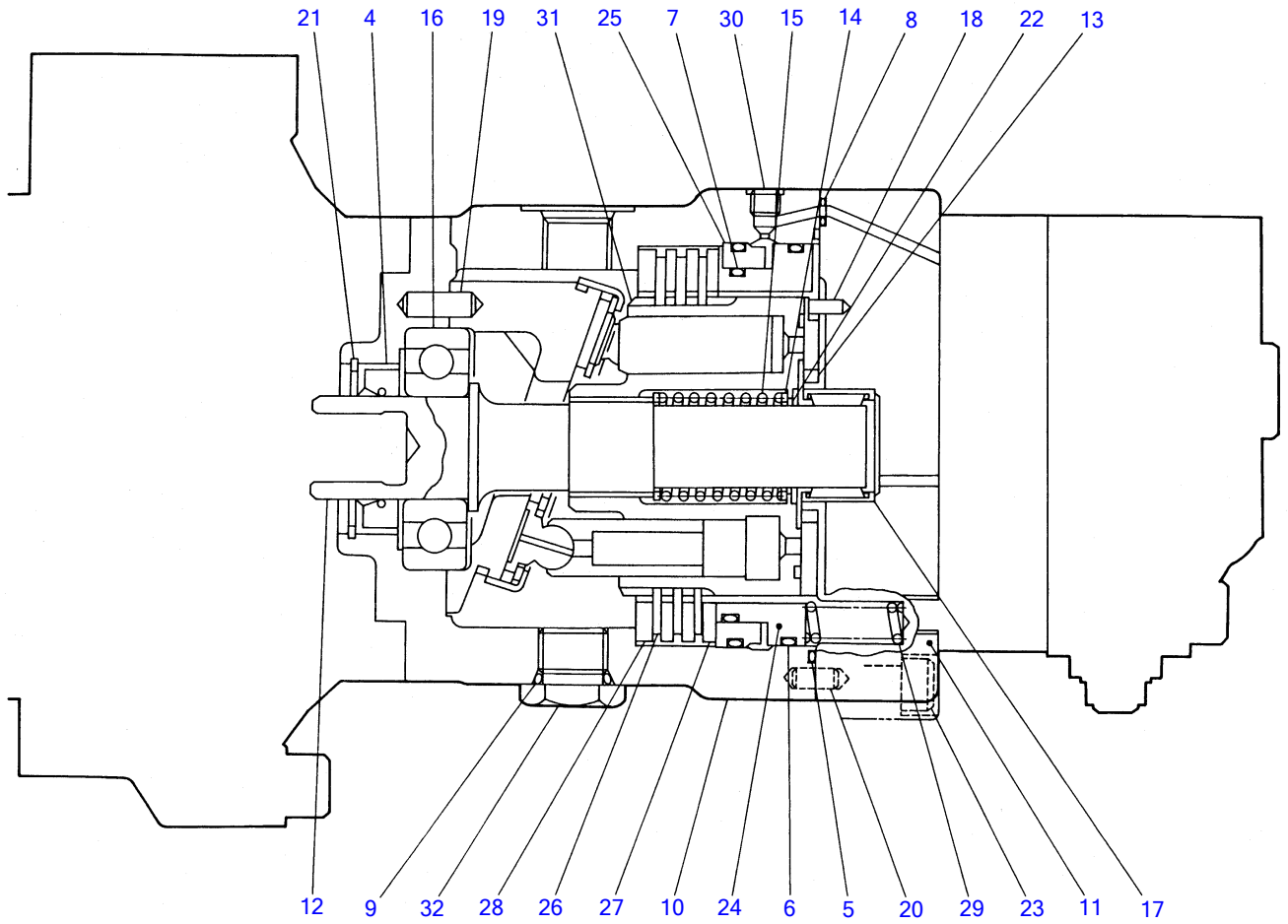


E3-57c-0-D

SLEW MOTOR (3/3) (without parking brake)

Item	Part number	Description	Q'ty	Chan.	Serial No.	Serv.	Remarks
1	1901805900	VALVE ASSY	1				
2	1901805902	▪ VALVE, check	2				
3	1901805903	▪ SPRING	2				
4	1901805904	▪ PLUG	2				
5	1901800026	▪ VALVE ASSY, relief	2				
6	1420010180	▪ ▪ O-RING	1				
7	1420000140	▪ ▪ O-RING	1				
8	1420010120	▪ ▪ O-RING	1				
9	1421020140	▪ ▪ RING, back-up	2				
10	1421020120	▪ ▪ RING, back-up	2				
11	1901803015	▪ SPRING	2				
12	1901805907	▪ PLUG	2				
13	1420010180	▪ O-RING	3				
14	1420010200	▪ O-RING	2				
15	1420010140	▪ O-RING	2				
16	1901805905	▪ PISTON	2				
17	1501810001	▪ PLUG	2				
18	1110051255	SCREW, cap	3				
	E357c1L						

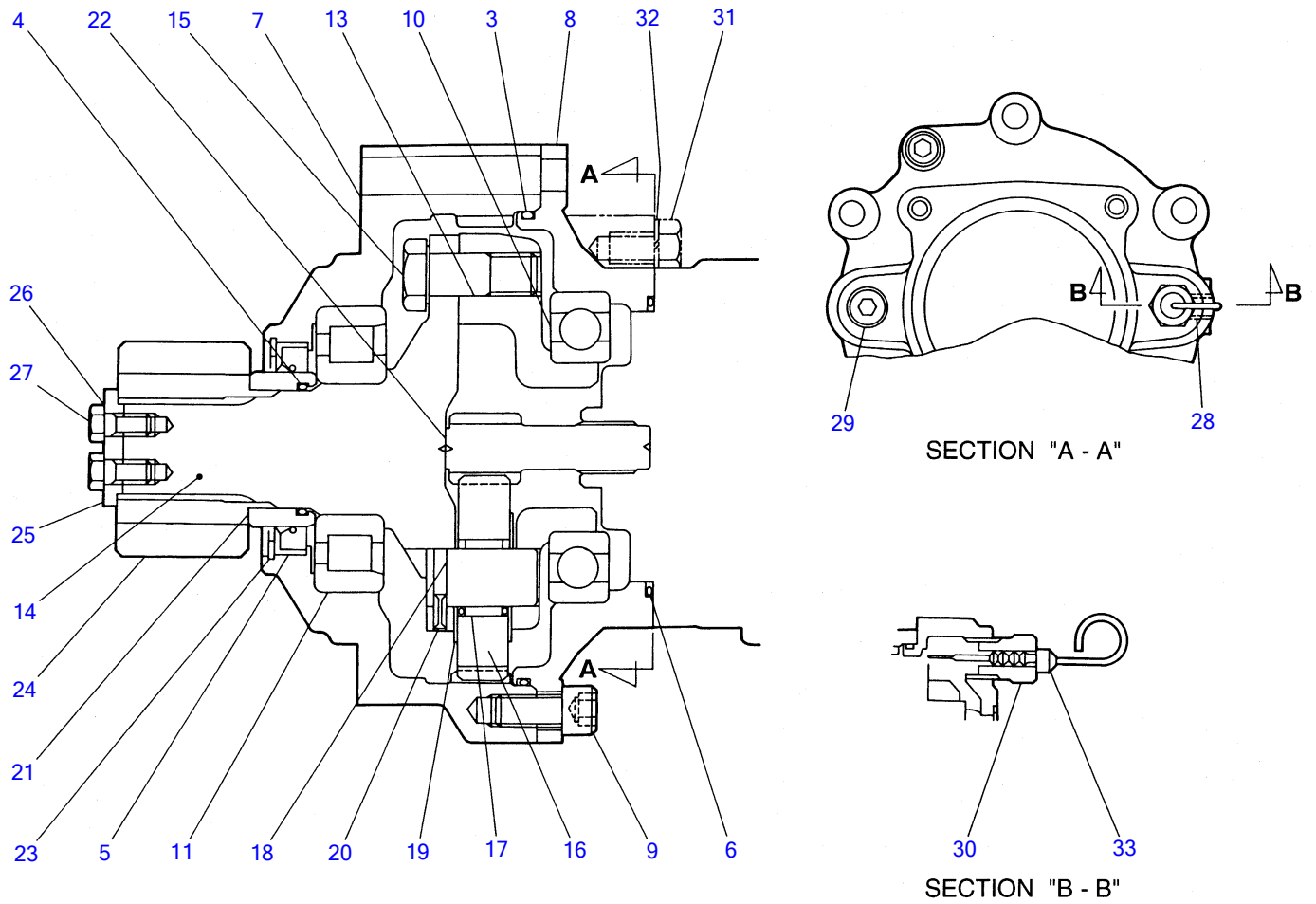
TB025 Book No.PE3-102Z4 S/N1255001-1258249
SLEW MOTOR (1/3) (with parking brake)



E3-57d-0-D

SLEW MOTOR (1/3) (with parking brake)

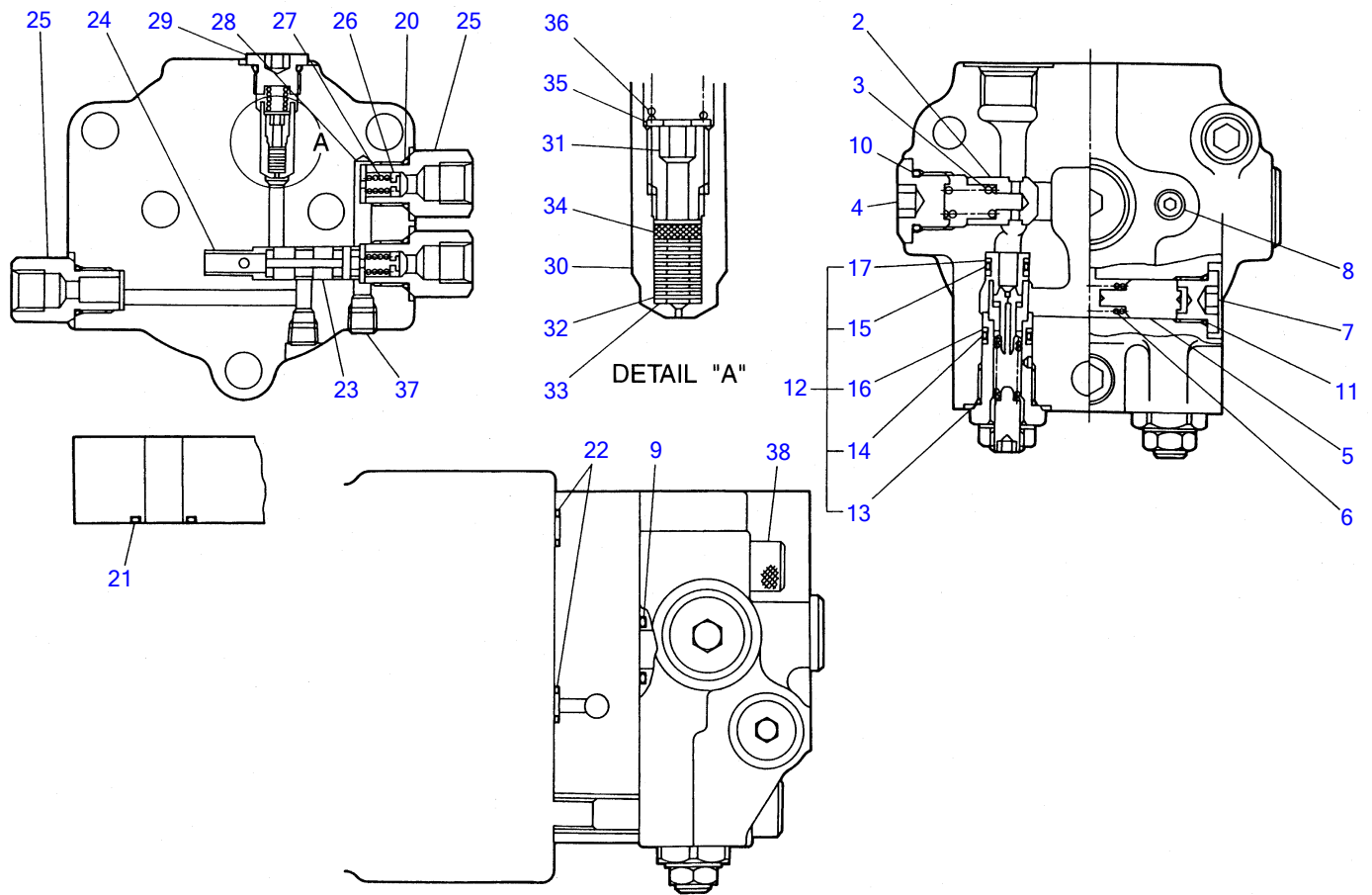
Item	Part number	Description	Q'ty	Chan.	Serial No.	Serv.	Remarks
1	1903109600	MOTOR ASSY	1				incl. 1/3~3/3
2	1903902400	· MOTOR, piston	1				
3	1903902499	· · KIT, seal	1				
4	X 1903002204	· · · SEAL, oil	1				
5	X 1420501250	· · · O-RING	1				
6	X 1420111150	· · · O-RING	2				
7	X 1420111000	· · · O-RING	1				
8	X 1420010050	· · · O-RING	1				
9	X 1420010180	· · · O-RING	1				
10	1903902401	· · CASE	1				
11	1903902402	· · BLOCK, port	1				
12	1903900605	· · SHAFT	1				
13	1903902407	· · PLATE, valve	1				
14	1903007109	· · WASHER	2				
15	1903007110	· · SPRING	1				
16	1903900611	· · BEARING, ball	1				
17	1903900612	· · BEARING, needle	1				
18	1212000412	· · PIN	1				
19	1903900613	· · PIN	1				
20	1212000612	· · PIN	2				
21	1221000050	· · RING, snap	1				
22	1221000037	· · RING, snap	1				
23	1110051040	· · SCREW, cap	8				
24	1903902425	· · PISTON, brake	1				
25	1903902426	· · COLLAR	1				
26	1903902427	· · PLATE	3				
27	1903902428	· · PLATE	3				
28	1903902429	· · PLATE	1				
29	1903902430	· · SPRING	8				
30	1501810000	· · PLUG	1				
31	1903902490	· · BLOCK KIT, cylinder	1				
32	1903100308	· PLUG	1				
	E357d1L						



E3-57e-0-D

SLEW MOTOR (2/3) (with parking brake)

Item	Part number	Description	Q'ty	Chan.	Serial No.	Serv.	Remarks
1	1912901600	• REDUCTION	1				
2	1912900599	• • KIT, seal	1				
3	X 1420310261	• • • O-RING	1				
4	X 1420100450	• • • O-RING	1				
5	X 1912900507	• • • SEAL, oil	1				
6	X 1421001100	• • • O-RING	1				
7	1912900501	• • CASE	1				
8	1912900502	• • CASE	1				
9	1110051225	• • SCREW, cap	2				
10	1912900505	• • BEARING, ball	1				
11	1912900506	• • BEARING	1				
12	1912900509	• • SHAFT ASSY	1				
13	X *****	• • • HOLDER	1				
14	X *****	• • • SHAFT	1				
15	X *****	• • • BOLT	3				
16	1912900510	• • GEAR, planetary	3				
17	1912001715	• • CAGE&ROLLER	3				
18	1912900512	• • SHAFT, planetary	3				
19	1912001016	• • PLATE, thrust	6				
20	1213000414	• • PIN, spring	3				
21	1912901615	• • COLLAR	1				
22	1912900517	• • GEAR, drive	1				
23	1221000082	• • RING, snap	1				
24	1912900520	• • PINION	1				
25	1912901621	• • PLATE	1				
26	1912900522	• • WASHER, lock	1				
27	1100050820	• • BOLT	2				
28	1501810002	• • PLUG	1				
29	1501810004	• • PLUG	1				
30	1912900526	• • PLUG	1				
31	1100051230	• BOLT	4				
32	1140010012	• WASHER, spring	4				
33	1912900508	• GAUGE	1				
	E357e1L						

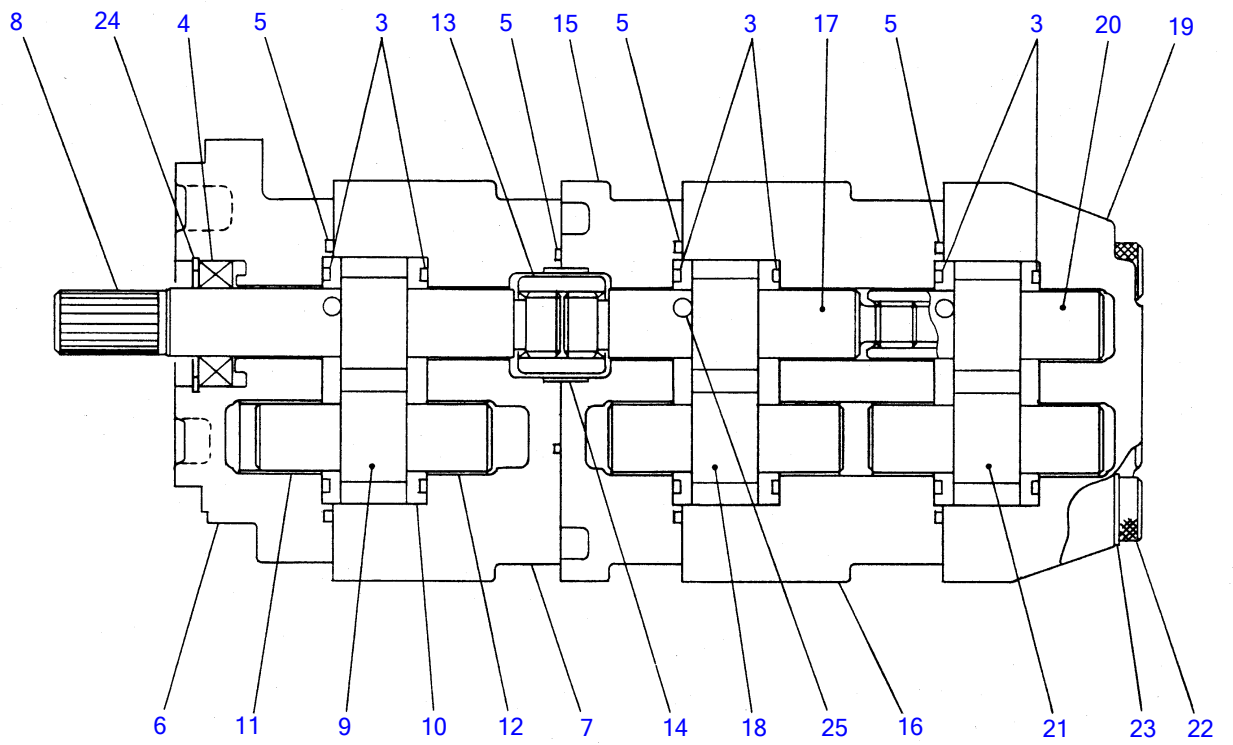


E3-57f-0-D

SLEW MOTOR (3/3) (with parking brake)

Item	Part number	Description	Q'ty	Chan.	Serial No.	Serv.	Remarks
1	1901805900	• • VALVE ASSY	1				
2	1901805902	• • • VALVE, check	2				
3	1901805903	• • • SPRING	2				
4	1901805904	• • • PLUG	3				
5	1901805905	• • • PISTON	2				
6	1901803015	• • • SPRING	1				
7	1901805907	• • • PLUG	2				
8	1501810001	• • • PLUG	2				
9	1420010200	• • • O-RING	2				
10	1420010180	• • • O-RING	3				
11	1420010140	• • • O-RING	2				
12	1901800026	• • • VALVE ASSY, relief	2				
13	1420010180	• • • • O-RING	1				
14	1420000140	• • • • O-RING	1				
15	1420010120	• • • • O-RING	1				
16	1421020140	• • • • RING, back-up	2				
17	1421020120	• • • • RING, back-up	2				
18	1901807100	• • VALVE SUB ASSY	1				
19	1901807199	• • KIT, seal	1				
20	X 1420010140	• • • O-RING	4				
21	X 1420010200	• • • O-RING	2				
22	X 1420010100	• • • O-RING	2				
23	1901807102	• • VALVE	1				
24	1901807103	• • SPRING	1				
25	1901807104	• • PLUG	3				
26	1901807105	• • VALVE, check	2				
27	1901804104	• • SPRING	2				
28	1901807107	• • PLATE	2				
29	1901805907	• • PLUG	1				
30	1901807109	• • HOUSING	1				
31	1901807110	• • SCREW	1				
32	1901801720	• • ORIFICE	8				
33	1141110003	• • WASHER	10				
34	1901807113	• • FILTER	1				
35	1141110004	• • WASHER	1				
36	1901807115	• • SPRING	1				
37	1501810001	• • PLUG	2				
38	1110051290	• • SCREW, cap	3				
	E357f1L						

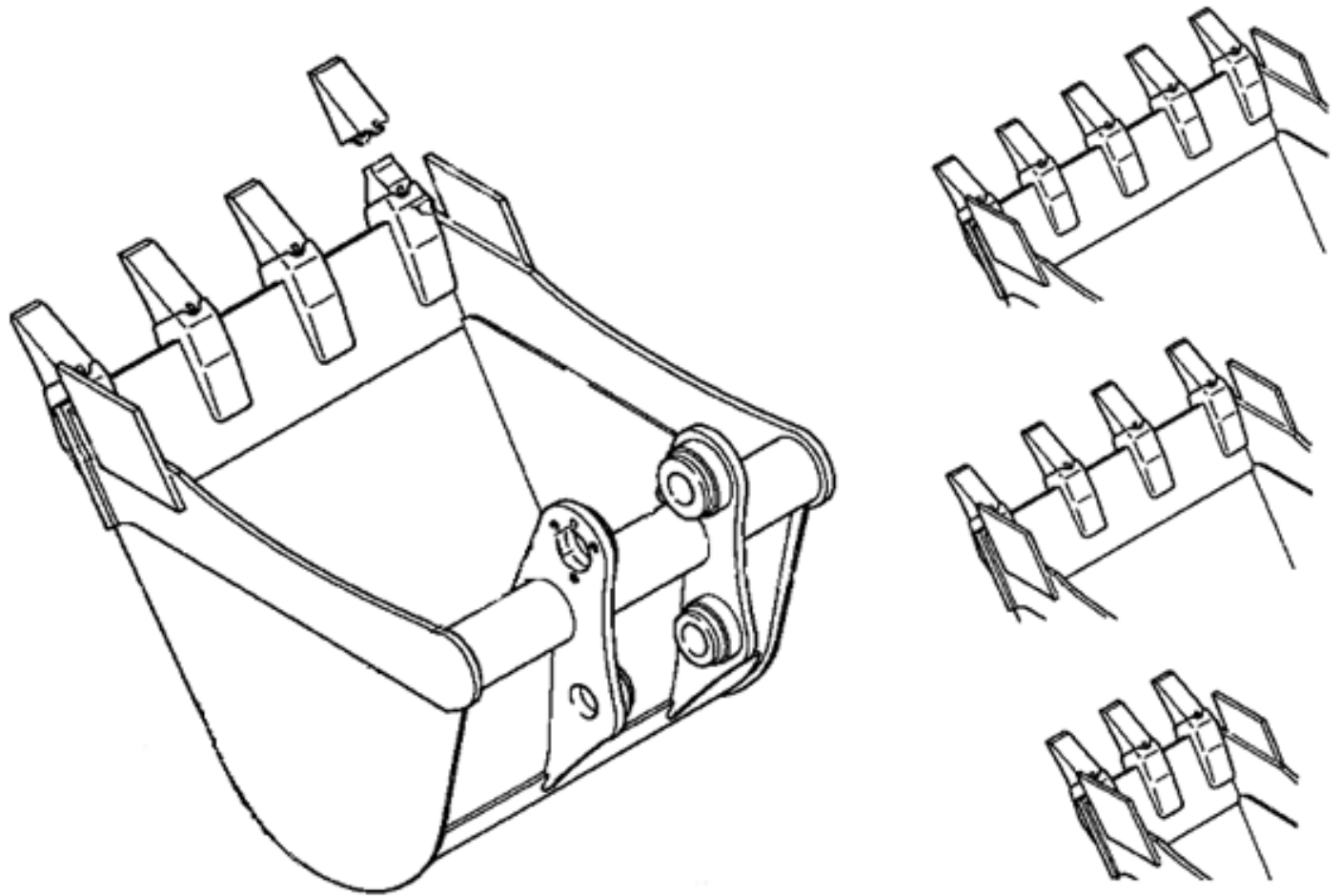
TB025 Book No. PE3-102Z4 S/N1255001-1258249
HYDRAULIC PUMP




D3-58a-0-D

HYDRAULIC PUMP

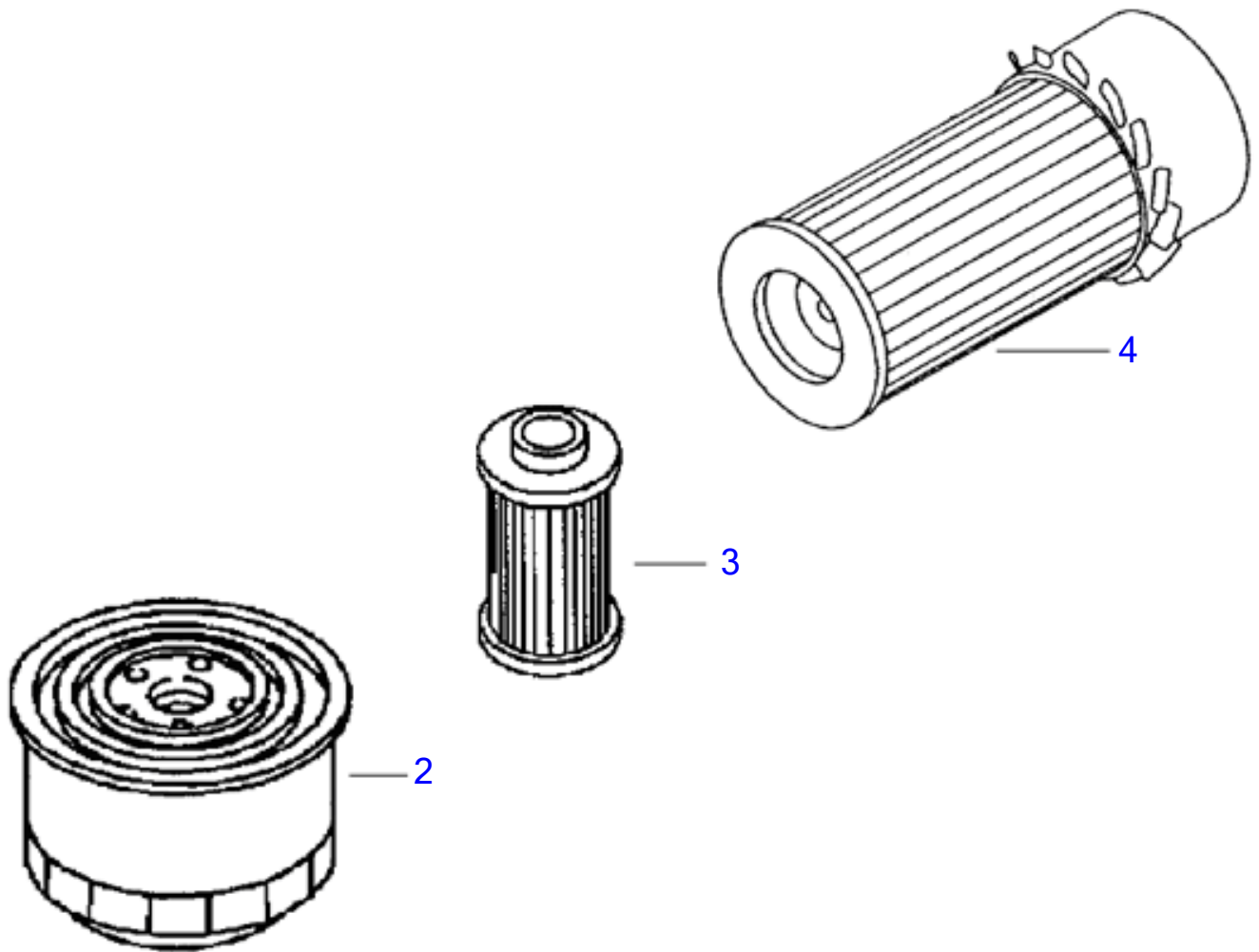
Item	Part number	Description	Q'ty	Chan.	Serial No.	Serv.	Remarks
1	1902011100	PUMP ASSY	1				
2	1902011199	▪ KIT, seal	1				
3	X 1902011150	▪ ▪ GASKET	6				
4	X 1902011165	▪ ▪ SEAL, oil	1				
5	X 1902011151	▪ ▪ GASKET	4				
6	1902011001	▪ COVER	1				
7	1902011102	▪ BODY	1				
8	1902011103	▪ GEAR	1				
9	1902011104	▪ GEAR	1				
10	1902011005	▪ PLATE	6				
11	1902011006	▪ BUSHING	2				
12	1902011007	▪ BUSHING	10				
13	1902011008	▪ COUPLING	1				
14	1902011009	▪ COLLAR	1				
15	1902011010	▪ PLATE	1				
16	1902011122	▪ BODY	1				
17	1902011123	▪ GEAR	1				
18	1902011104	▪ GEAR	1				
19	1902011032	▪ BODY	1				
20	1902011033	▪ GEAR	1				
21	1902011004	▪ GEAR	1				
22	1902011152	▪ SCREW, cap	4				
23	1902011053	▪ WASHER	4				
24	1221000032	▪ RING, snap	1				
25	1390000350	▪ BALL, steel	6				
	E358a1L						



TB025 Buckets						
Item	Part number	Description	Q'ty	Chan.	Serial No.	Serv. Remarks
		TB025 Buckets				
	BQC12510	10" Coupler Bucket (requires BQC12500)	1			
	BQC12512	12" Coupler Bucket (requires BQC12500)	1			
	BQC12516	16" Coupler Bucket (requires BQC12500)	1			
	BQC12518	18" Coupler Bucket (requires BQC12500)	1			
	BQC12524	24" Coupler Bucket (requires BQC12500)	1			
	BQC12530	30" Coupler Bucket (requires BQC12500)	1			
	BQC12536	36" Coupler Bucket (requires BQC12500)	1			
	BQC12548	48" Coupler Bucket (requires BQC12500)	1			
	BTB12510	10" Pin-on Bucket (special)	1			
	BTB12512	12" Pin-on Bucket	1			
	BTB12516	16" Pin-on Bucket (special)	1			
	BTB12518	18" Pin-on Bucket	1			
	BTB12524	24" Pin-on Bucket	1			
	BTB12530	30" Pin-on Bucket (special)	1			
	BTB12536	36" Pin-on Bucket (specila)	1			

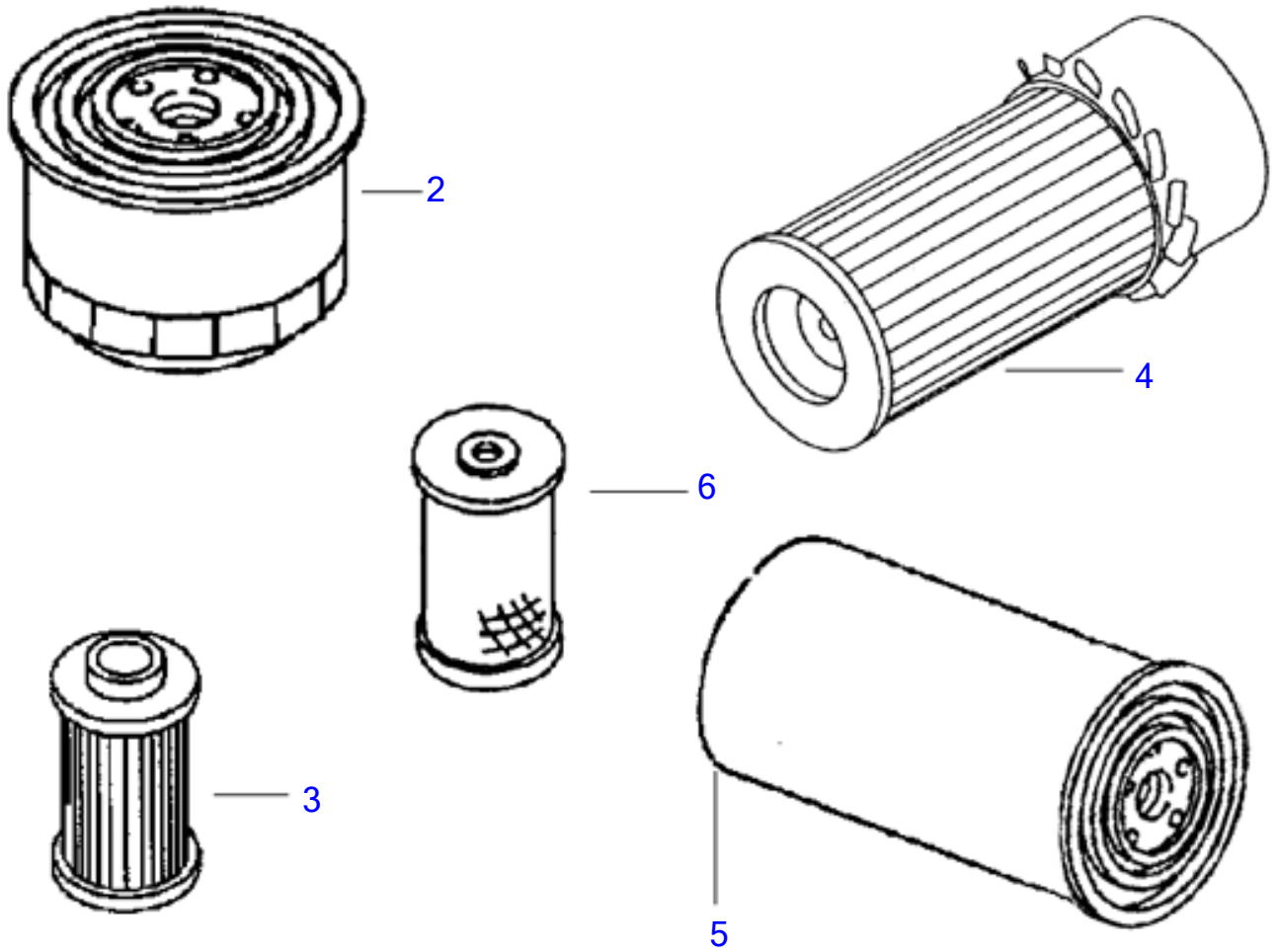


		New Teeth						
Item	Part number	Description		Q'ty	Chan.	Serial No.	Serv.	Remarks
		New Teeth						
1	1914201082	Tooth		1				
2	1914299142	Double Tiger		1				
3	1914299942	Singe Tiger (C&P) Tooth		1				
4	19142181-1	Adaptor Shank 550 X 156 New Style		1				
	1914210181	Adaptor Shank 230 X 156 Old Style		1				
5	1914210183	Pin - Metal		1				

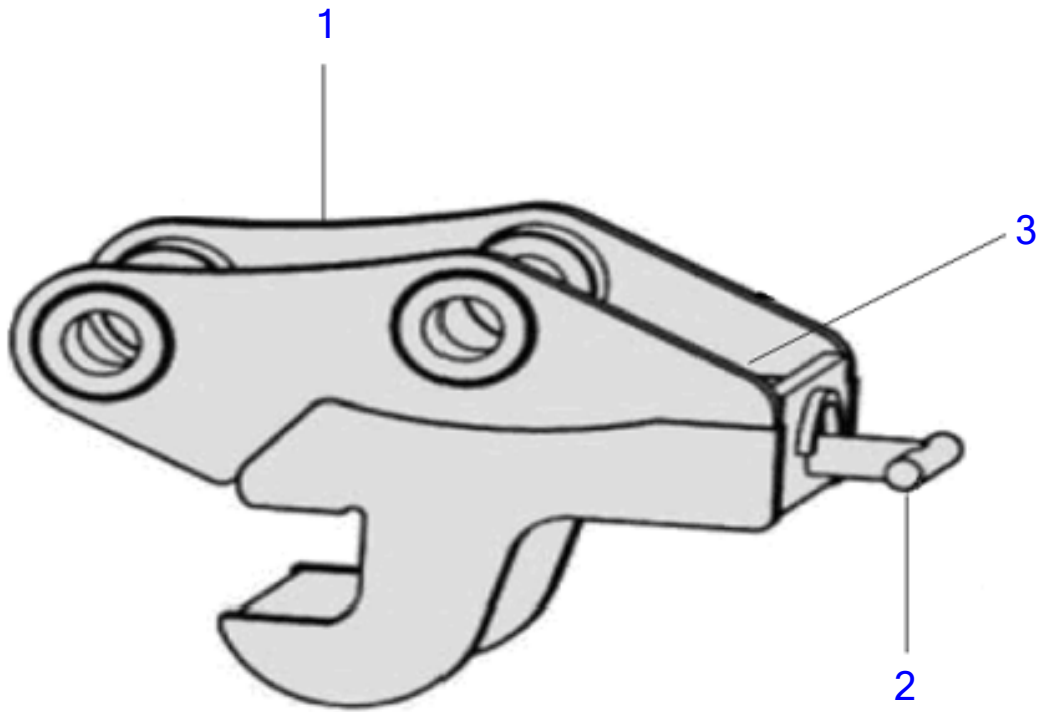


250 Hour Filter Kit

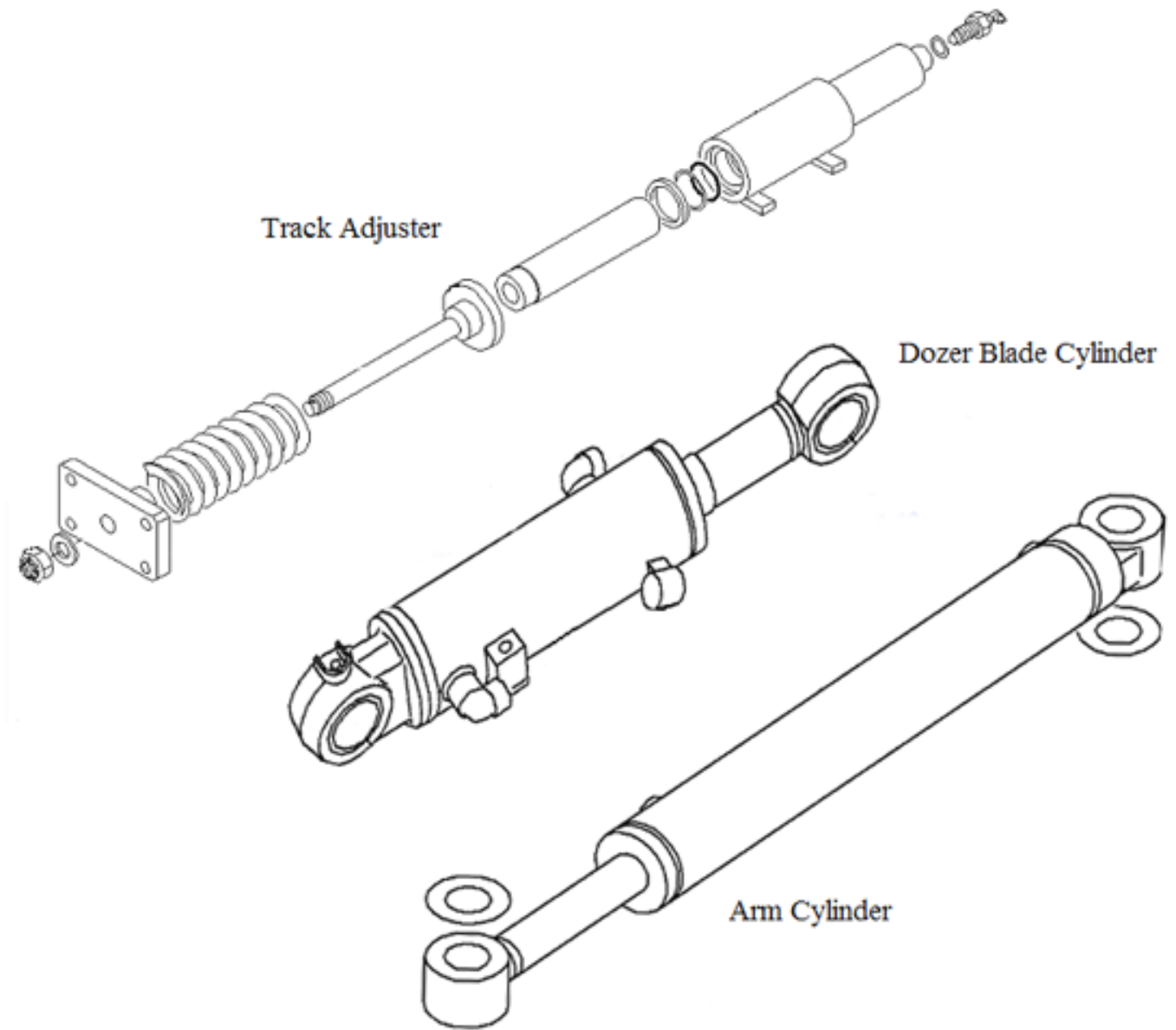
Item	Part number	Description	Q'ty	Chan.	Serial No.	Serv.	Remarks
	1909902500	250 Hour Filter Kit TB025	1				
2	Y129150-35150	* Engine Oil Filter	1				
3	Y129100-55650	* Fuel Filter	1				
4	I5-14215-0140	* Air Filter	1				



Annual Filter Kit						
Item	Part number	Description	Q'ty	Chan.	Serial No.	Serv. Remarks
	1909902510	Annual Filter Kit TB025	1			
2	Y129150-35150	* Engine Oil Filter	1			
3	Y129100-55650	* Fuel Filter	1			
4	I5-14215-0140	* Air Filter	1			
5	Y171081-55910	* Screen Check SN for Application TNE	1			
6	1551035110	* Hydraulic Filter	1			



Item	Part number	Description	Quick Coupler				Remarks
			Q'ty	Chan.	Serial No.	Serv.	
1	BQC12500	Coupler TB025	1				
2	BQC12501	Coupler T Pin	1				
3	BQCCLEVIS	Clevis Pin for all BQC T pins	1				



Item	Part number	Description	Seal Kits				Remarks
			Q'ty	Chan.	Serial No.	Serv.	
		Seal Kits TB025					
	1900043999	Arm Cylinder Seal Kit	1				
	1900046199	Swing Cylinder Seal Kit	1				
	1900044299	Blade Cylinder Seal Kit	1				
	0351504299	Track Adjuster Seal Kit (tr)	1				
	1900043899	Boom Cylinder Seal Kit	1				
	1900044099	Bucket Cylinder Seal Kit	1				

All TB025 Manuals						
Item	Part number	Description	Q'ty	Chan.	Serial No.	Serv. Remarks
		TB025 Manuals				
	L025000001	Operators Manual TB025/TB030/TB035 OE3-313E0	1			
	L025000003	Parts Manual TB025 PE3-102Z5	1			
	L025000004	Service Manual TB025/TB035 WE3-301E2	1			

Item	PARTS NO.	Description	Q'ty	I	R	Remarks	ENGINE MODEL
	ENGINE						
	3TN84L-RTBZ						
	S/N 1255001-1256975						

目次
INDEX

(001) エンジン部 ENGINE

名称 Description	Fig No.
シリンダブロック CYLINDER BLOCK	Fig. 1
ギヤケース GEAR HOUSING	Fig. 2
フライホイールハウジング&オイルパン FLYWHEEL HOUSING & OIL SUMP	Fig. 3
シリンダヘッド&ボンネット CYLINDER HEAD & BONNET	Fig. 4
キューキマニホールド&エアクリーナ SUCTION MANIFOLD & AIR CLEANER	Fig. 5
ハイキマニホールド&サイレンサ EXHAUST MANIFOLD & SILENCER	Fig. 6
カムシャフト&クドウギヤ CAMSHAFT & DRIVING GEAR	Fig. 7
クランクシャフト&ピストン CRANKSHAFT & PISTON	Fig. 8
LOシステム LUB. OIL SYSTEM	Fig. 9
CWシステム COOLING WATER SYSTEM	Fig. 10
サーモスタット THERMOSTAT	Fig. 11
FOフンシャポンプ FUEL INJECTION PUMP	Fig. 12
FOフンシャパイプ FUEL INJECTION PIPES	Fig. 13
FOパイプ FUEL OIL PIPES	Fig. 14
ガバナ GOVERNOR	Fig. 15
エンジンストップ ENGINE STOP DEVICE	Fig. 16
スターティングモータ STARTING MOTOR	Fig. 17
ジェネレータ GENERATOR	Fig. 18
パッキンセット&コウグ GASKET SET & TOOLS	Fig. 19

INDEX

Item	PARTS NO.	Description	Q'ty	I	R	Remarks
1		CYLINDER BLOCK				
2		GEAR HOUSING				
3		FLYWHEEL HOUSING & OIL SUMP				
4		CYLINDER HEAD & BONNET				
5		SUCTION MANIFOLD & AIR CLEANER				
6		EXHAUST MANIFOLD & SILENCER				
7		CAMSHAFT & DRIVING GEAR				
8		CRANKSHAFT & PISTON				
9		LUB. OIL SYSTEM				
10		COOLING WATER SYSTEM				
11		THERMOSTAT				
12		FUEL INJECTION PUMP				
13		FUEL INJECTION PIPES				
14		FUEL OIL PIPES				
15		GOVERNOR				
16		ENGINE STOP DEVICE				
17		STARTING MOTOR				
18		GENERATOR				
19		GASKET SET & TOOLS				

Y00D3513
3TN84L-RTBZ

1 シリンダブロック
1 CYLINDER BLOCK

029105-01100
029150-02100
029129-02200

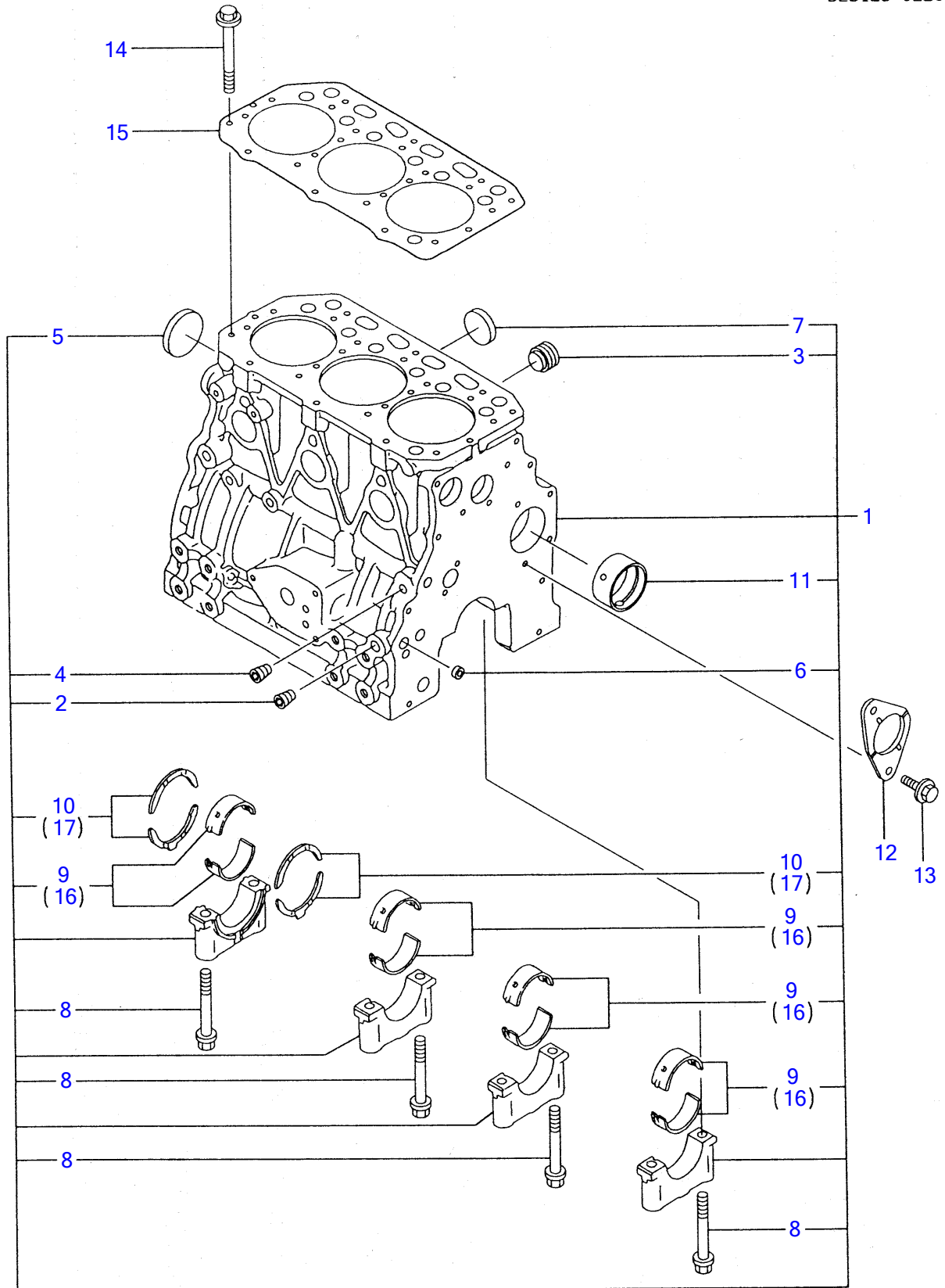


FIG 1 CYLINDER BLOCK

Item	PARTS NO.	Description	Q'ty	I	R	Remarks
1	Y729157-01560	BLOCK ASSY, CYLINDER	1			
2	Y124160-01910	*PLUG PT 1/4	3			
3	Y171051-01921	*PLUG	1			
4	Y23871-010000	*PLUT PT1/8, SCREW	1			
5	Y27231-500000	*PLUG 50	1			
6	Y27241-120000	*PLUG 12	2			
7	Y27241-300000	*PLUG 30	6			
8	Y129150-02020	*BOLT, BEARING CAP	8			
9	Y129150-02800	*MAIN BEARING	4			
10	Y129150-02930	*BEARING, THRUST	2			
11	Y129795-02411	*BUSH, CAMSHAFT	1			
12	Y129150-02450	BEARING, THRUST	1			
13	Y26106-080162	BOLT M 8X 16 PLATED	2			
14	Y129150-01200	STUD, CYL. HEAD	14			
15	Y129157-01332	GASKET, HEAD	1			
15-1	Y129157-01333	GASKET, (NON-ASB.)	1			
16	Y129150-02870	MAIN BEARING US=0.25	4			
17	Y121950-02940	BEARING, THRUST .25OS	2			

Y00D3513
3TN84L-RTBZ

2 ギヤケース
GEAR HOUSING

D29400-01220
D29100-01810

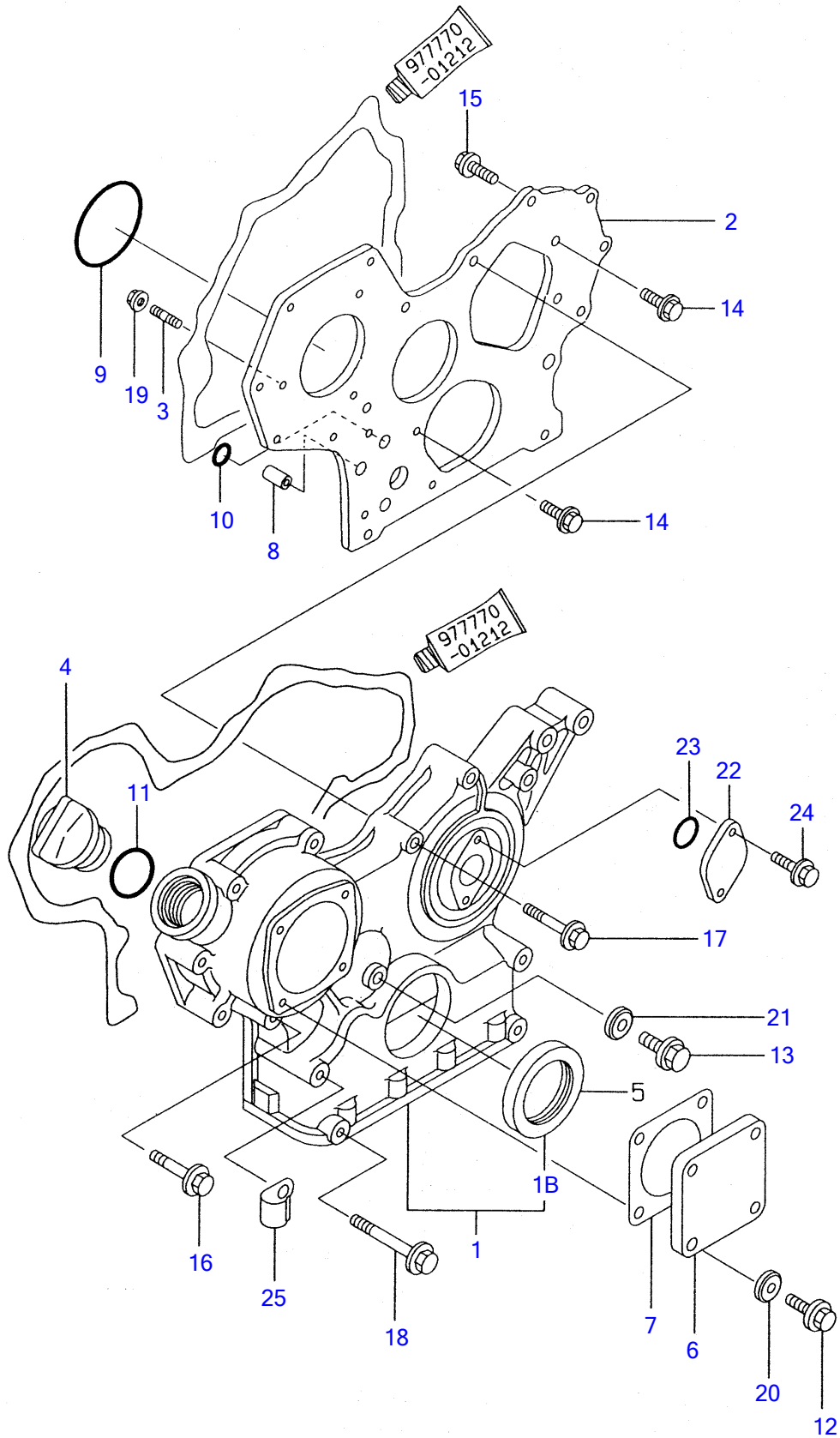


FIG 2 GEAR HOUSING

Item	PARTS NO.	Description	Q'ty	I	R	Remarks
1	Y129400-01590	HOUSING, GEARS W/SEAL	1			
1-1	Y719810-01500	HOUSING ASSY, GEAR	1			
1B	Y129795-01800	*SEAL, OIL	1			
2	Y129400-01520	FLANGE, GEARS HOUSING	1			
3	Y121450-01560	STUD M 8X 22	3			
4	Y124160-01751	CAP, LUB.OIL SUPPLY	1			
5	Y129795-01800	SEAL, OIL	1			
6	Y124240-01871	COVER, HO-P	1			
7	Y124240-01883	GASKET, (NON-ASB.)	1			
8	Y129795-01950	PIPE, KNOCK L=18	2			
9	Y121850-51960	O-RING, F.I. PUMP	1			
10	Y24311-000160	O-RING 1A P-16.0	2			
11	Y24311-000320	O-RING 1A PA-32.0	1			
12	Y26106-080122	BOLT M 8X 12 PLATED	4			
13	Y26106-080162	BOLT M 8X 16 PLATED	1			
14	Y26106-08162	BOLT M 8X 16 PLATED	3			
15	Y26106-080202	BOLT M 8X 20 PLATED	2			
16	Y26106-080452	BOLT M 8X 45 PLATED	6			
17	Y26106-080552	BOLT M 8X 55 PLATED	3			
18	Y26106-080852	BOLT M 8X 85 PLATED	4			
19	Y26366-080002	NUT M 8	3			
20	Y43400-500410	SEAL WASHER 8S	4			
20-1	Y22190-080002	SEAL WASHER 8S	4			
21	Y43400-500410	SEAL WASHER 8S	1			
21-1	Y22190-080002	SEAL WASHER 8S	1			
22	Y121023-01550	COVER, BLIND	1			
23	Y24341-000240	O-RING 1A S-24.0	1			
24	Y26106-060122	BOLT M 6X 12 PLATED	2			
25	Y129150-03100	RETAINER	1			

Y00D3513
3TN84L-RTBZ

3 フライホイールハウジング & オイルパン
FLYWHEEL HOUSING & LUB.OIL SUMP

D29100-01310
D29100-01400
D29100-01510

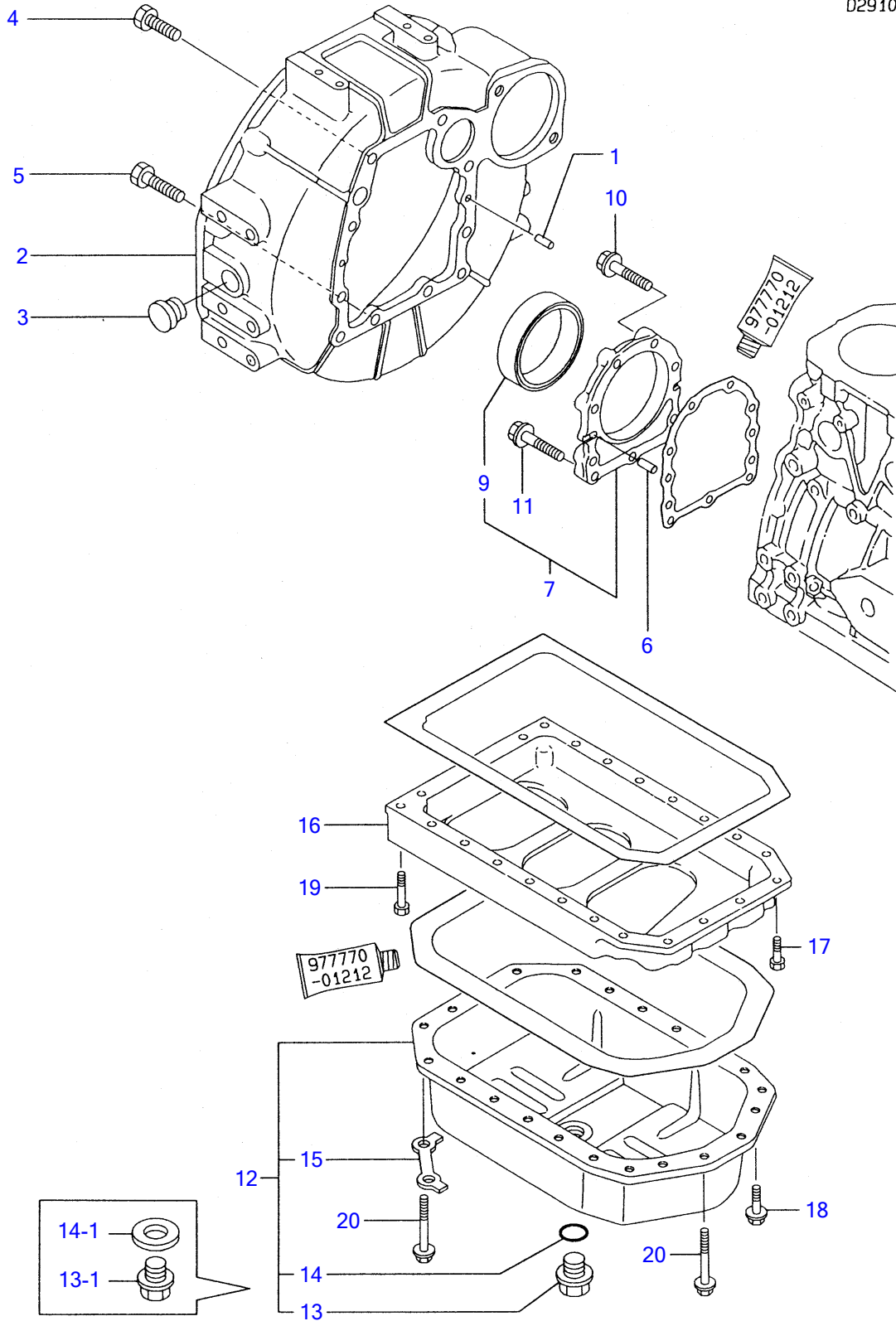


FIG 3 FLYWHEEL HOUSING & OIL SUMP

Item	PARTS NO.	Description	Q'ty	I	R	Remarks
1	Y129100-01580	PARALLEL PIN 8X16	2			
2	Y171301-01600	HOUSING, FLYWHEEL	1			
3	Y119620-01750	CAP, FLYWHEEL COVER	1			
4	Y26206-100252	BOLT M10X25	6			
5	Y26206-100302	BOLT M10X30	4			
6	Y129100-01580	PARALLEL PIN 8X16	2			
7	Y129100-01640	CASE ASSY, OIL SEAL	1			
9	Y129795-01780	*SEAL, OIL	1			
10	Y26106-080302	BOLT M 8X 30 PLATED	6			
11	Y26106-080352	BOLT M 8X 35 PLATED	3			
12	Y729102-01540	SUMP ASSY, LUB. OIL	1			
13	Y171301-01640	*PLUG M22	1			
13-1	Y119640-01640	**DRAIN PLUG M22	1			
14	Y24341-000240	*O-RING 1A S-24.0	1			
14-1	Y22190-220002	*SEAL WASHER 22S	1			
15	Y129100-01790	*SUPPORT, OIL SUMP	2			
16	Y129100-01730	SPACER, OIL SUMP	1			
17	Y26106-080252	BOLT M 8X 25 PLATED	2			
18	Y26106-080162	BOLT M 8X 16 PLATED	4			
19	Y26106-080452	BOLT M 8X 45 PLATED	16			
19-1	Y26106-080452	BOLT M 8X 45 PLATED	20			
20	Y26106-080502	BOLT M 8X 50 PLATED	4			

Y00D3513
3TN84L-RTBZ

4 シリンダヘッド & ボンネット
CYLINDER HEAD & BONNET

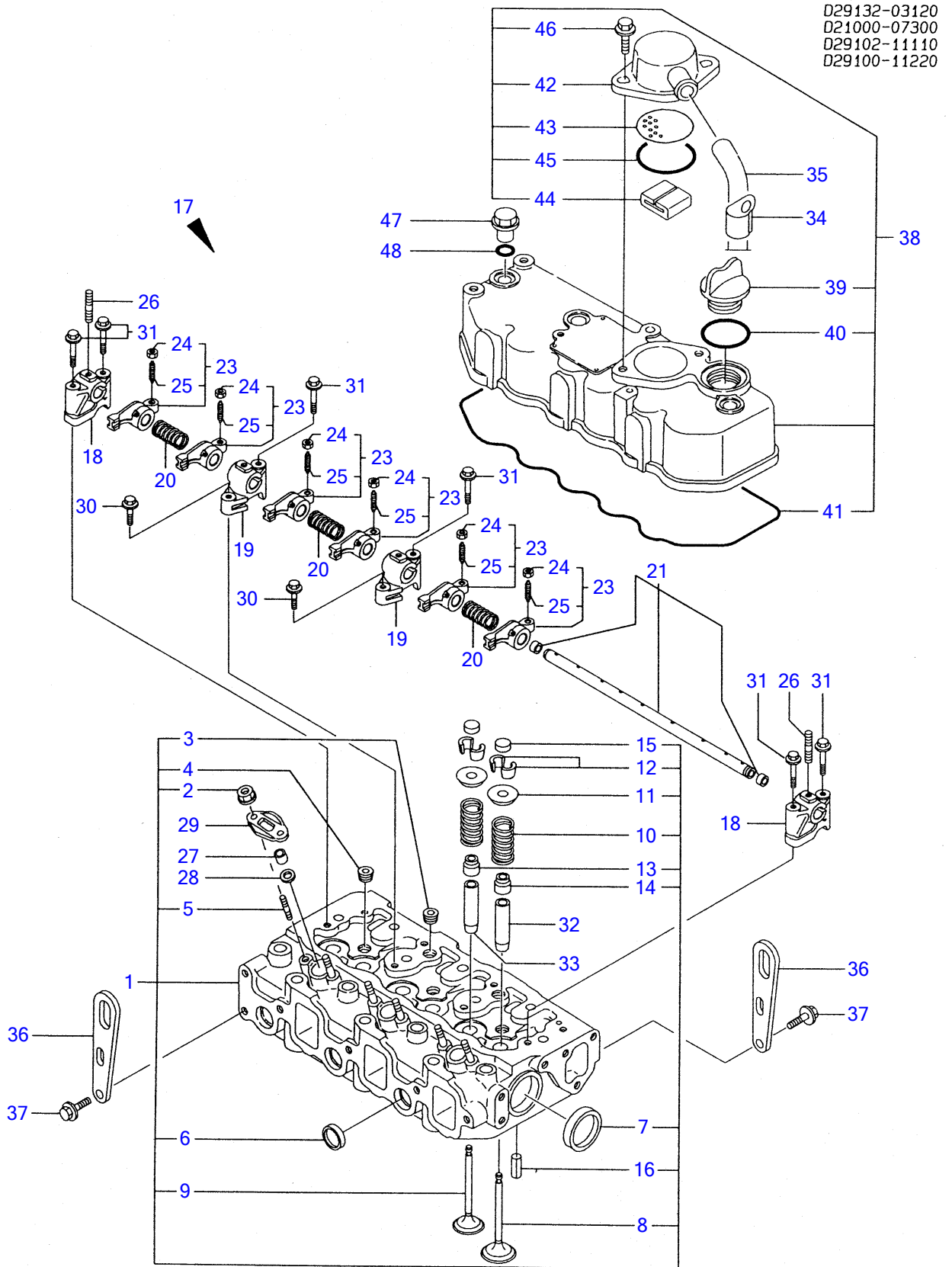


FIG 4 CYLINDER HEAD & BONNET

Item	PARTS NO.	Description	Q'ty	I	R	Remarks
1	Y729102-11700	HEAD ASSY, CYLINDER	1			
2	Y26366-060002	*NUT M 6	6			
3	Y121850-11860	*PLUG PT1/4	2			
4	Y23871-030000	*PLUT PT3/8, SCREW	3			
5	Y26216-060202	*STUD M 6X 20 PLATED	6			
6	Y27241-220000	*PLUG 22	3			
7	Y27241-400000	*PLUG 40	2			
8	Y129100-11100	*VALVE, INTAKE	3			
9	Y129100-11110	*VALVE, EXHAUST	3			
10	Y129795-11120	*SPRING, VALVE	6			
11	Y129795-11180	*RETAINER, SPRING	6			
12	Y103338-11190	*COTTER 8	6			
13	Y121400-11340	*SEAL, VALVE STEM	3			
14	Y124460-11340	*SEAL, VALVE STEM	3			
15	Y129150-11370	*CAP, VALVE	6			
16	Y22351-060012	*SPRING PIN 6X12	2			
17	Y129155-11241	SHAFT ASSY, ROCKER	1			
18	Y129155-11260	*SUPPORT, ROCKER ARM	2			
19	Y129155-11270	*SUPPORT, ROCKER ARM	2			
20	Y129150-11280	*SPRING	3			
21	Y129150-11290	*SHAFT, ROCKER ARM	1			
23	Y729402-11650	*ARM ASSY, ROCKER	6			
24	Y129150-11750	**NUT M8XP1.0	6			
25	Y129150-11230	**SCREW, VALVE	6			
26	Y26226-080182	*STUD M 8X 18 PLATED	3			
27	Y119625-11870	PROTECTOR, NOZZLE	3			
28	Y119625-11880	SEAT, NOZZLE	3			
29	Y119625-11900	RETAIER	3			
30	Y26106-080252	BOLT M 8X 225 PLATED	2			
31	Y26106-080502	BOLT M 8X 50 PLATED	6			
32	Y120130-11860	GUIDE, VALVE	3			
33	Y129150-11810	GUIDE, VALVE	3			
34	Y129150-03100	RETAINER	1			
35	Y23065-160800	PIPE	1			
36	Y124736-07900	LIFTER, ENGINE	2			
37	Y26106-080142	BOLT M 8X 14 PLATED	4			
38	Y729132-11520	BONNET ASSY	1			
38-1	Y129100-11350	BONNET ASSY	1			
39	Y124160-01751	*CAP, LUB.OIL SUPPLY	1			
40	Y24311-000320	*O-RING 1A P-32.0	1			
41	Y129150-11310	*GASKET, BONNET	1			
42	Y129150-03020	*COVER, BREATHER	1			
43	Y129150-03080	*PLATE, SHELTER	1			
44	Y129150-03070	*BAFFLE, BREATHER	1			
45	Y24341-000500	*O-RING 1A S-S0.0	1			
46	Y26106-080162	*BOLT M 8X 16 PLATED	2			
47	Y124160-11360	KNOB	3			
48	Y24311-000120	O-RING 1A P 12.0	3			

Y00D3513
3TN84L-RTBZ

5 キュウキマニホールド & エアクリーナ
SUC. MANIFOLD & AIR CLEANER

D29100-12100
D29132-12100
D29100-77501
D29132-93080

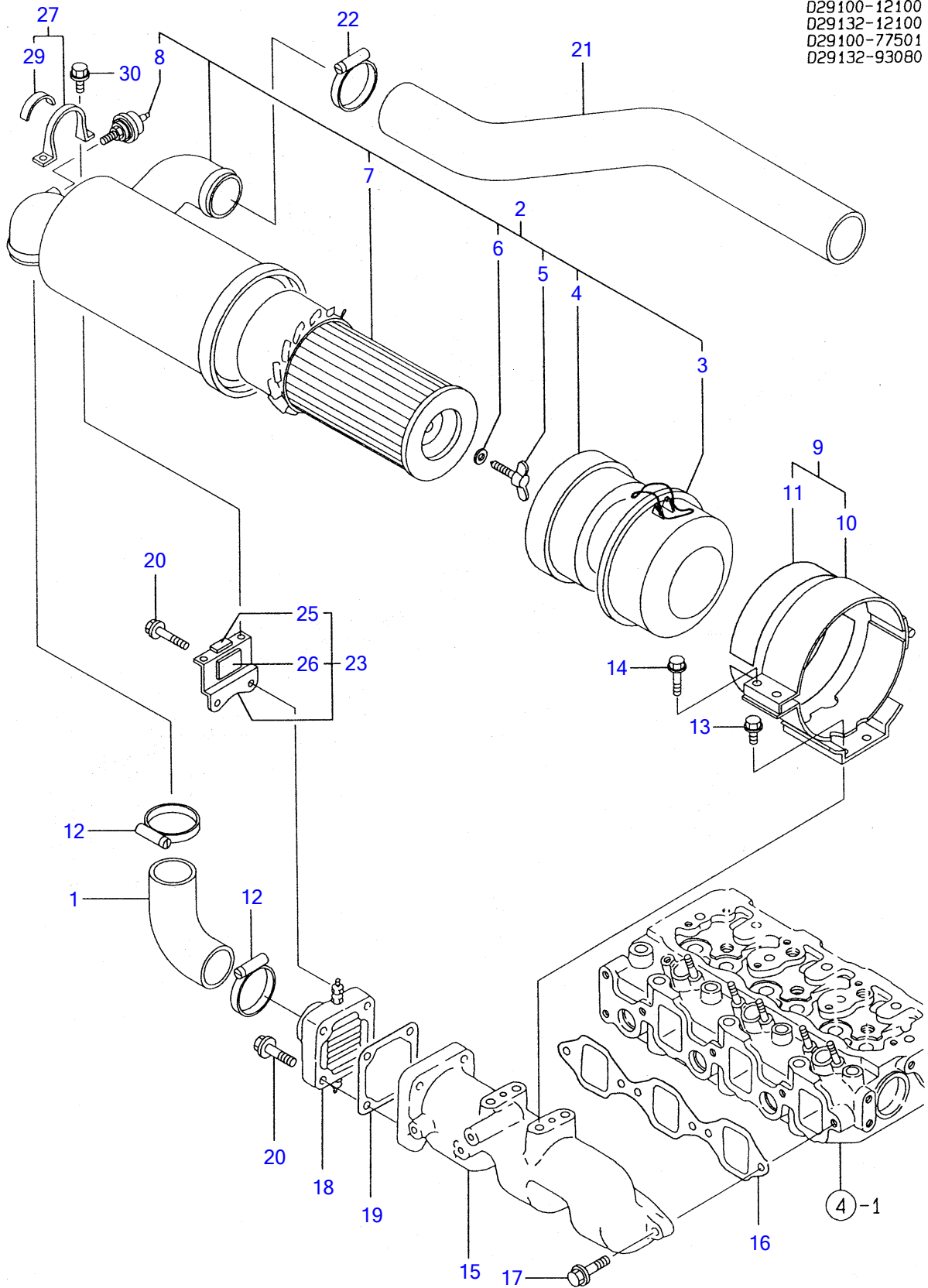


FIG 5 SUC.MANIFOLD & AIR CLEANER

Item	PARTS NO.	Description	Q'ty	I	R	Remarks
1	Y119840-12210	PIPE, AIR INTAKE	1			
2	Y129132-12520	CLEANER, AIR	1			
3	Y121120-12531	*PAN ASSY, DUST	1			
4	Y121120-12541	*RETAINER, ELEMENT	1			
5	Y121120-12561	*WING BOLT	1			
6	Y121120-12571	*WASHER	1			
7	Y121120-12901	*ELEMENT	1			
8	Y121262-12800	*INDICATOR	1			
9	Y129132-12581	SUPPORT ASSY, CLEANER	1			
10	Y129132-112561	*SUPPORT, AIR CLEANER	1			
11	Y119640-12580	*FELT, SUPPORT	2			
12	Y23000-060000	CLAMP 60	2			
13	Y26106-080142	BOLT M 8X 14 PLATED	4			
14	Y26106-080252	BOLT M 8X 25 PLATED	2			
15	Y129122-12100	MANIFOLD, SUCTION	1			
16	Y129150-12110	GASKET, SUC.MANIFOLD	1			
16-1	Y129150-12111	GASKET, (NON-ASB.)	1			
17	Y26106-080252	BOLT M 8X 25 PLATED	4			
18	Y129120-77501	HEATER, AIR	1			
19	Y129150-77510	GASKET, AIR HEATER	1			
19-1	Y129150-77511	GASKET, (NON-ASB.)	1			
20	Y26106-080352	BOLT M 8X 35 PLATED	4			
21	Y129132-12210	PIPE, AIR INTAKE	1			
21-1	Y129132-12220	EXTEND PIPE (SUC	1			
22	Y23000-060000	CLAMP 60	1			
23	Y129132-12810	SUPPORT	1			
25	Y129132-12890	*SHEET, RUBBER	1			
26	Y129132-12900	*DAMPER	1			
27	Y129132-12800	BAND	1			
29	Y129132-12860	*SHEET, RUBBER	1			
30	Y26106-060142	BOLT M 6X 14 PLATED	2			

Y00D3513
3TN84L-RTBZ

6 ハイキマニホールド & サイレンサ
EXH.MANIFOLD & SILENCER

U71350-13100TK
D29132-93080

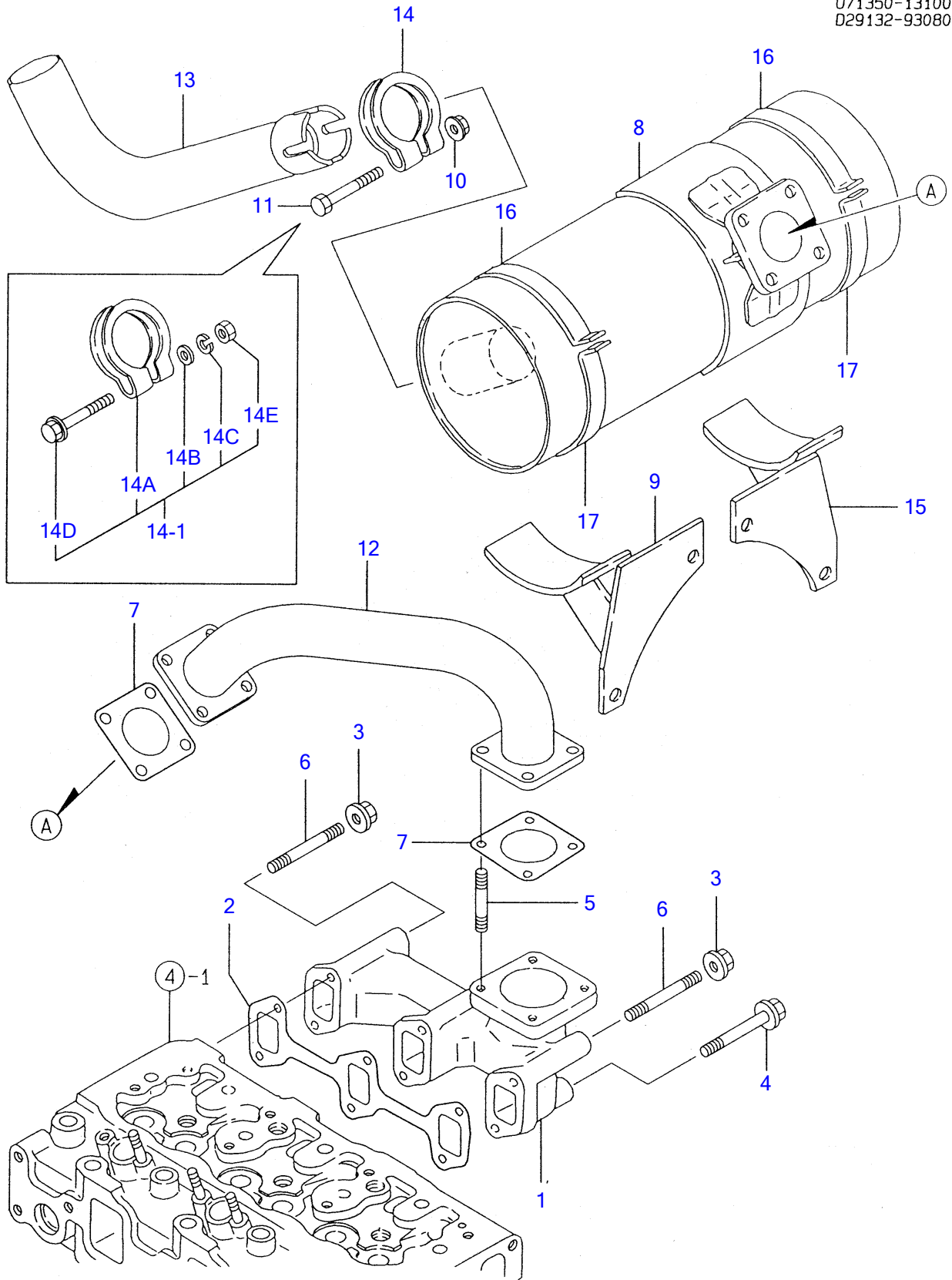


FIG 6 EXH.MANIFOLD & SILENCER

Item	PARTS NO.	Description	Q'ty	I	R	Remarks
1	Y171350-13100	MANIFOLD, EXHAUST	1			
2	Y129150-13110	GASKET, EXH. MANIFOLD	1			
3	Y194990-22050	NUT W/WASHER 8	2			
4	Y26106-080802	BOLT M 8X 80 PLATED	4			
5	Y26216-080222	STUD M 8X 22 PLATED	4			
6	Y26216-080802	STUD M 8X 80 PLATED	2			
7	Y124701-11910	GASKET, SILENCER	2			
7-1	Y124701-11911	GASKET, (NON-ASB.)	2			
8	Y129132-13500	SILENCER	1			
9	Y129130-13650	SUPPORT (R)	1			
10	Y26706-100002	NUT M10	1			
11	Y26106-100652	BOLT M10X 65 PLATED	1			
12	Y129132-13160	EXH.CONNECT.PIPE	1			
13	Y129132-13170	EXTENSION, EXH.	1			
14	Y121120-13580	CLAMP	1			
14-1	Y121120-13590	CLAMP ASSY	1			
14A	Y121120-13580	*CLAMP	1			
14B	Y22137-100000	*WASHER 10,POLISHED	1			
14C	Y22217-100000	*SPRING WASHER 10	1			
14D	Y26106-100652	*BOLT M10X 65 PLATED	1			
14E	Y26706-100002	*NUT M10	1			
15	Y129130-13660	SUPPORT (L)	1			
16	Y129111-13670	BAND (UPPER)	2			
17	Y129111-13680	BAND (LOWER)	2			

Y00D3513
3TN84L-RTBZ

7 カムシャフト & クドウギヤ
CAMSHAFT & DRIVING GEAR

D29129-14100
D29100-25101

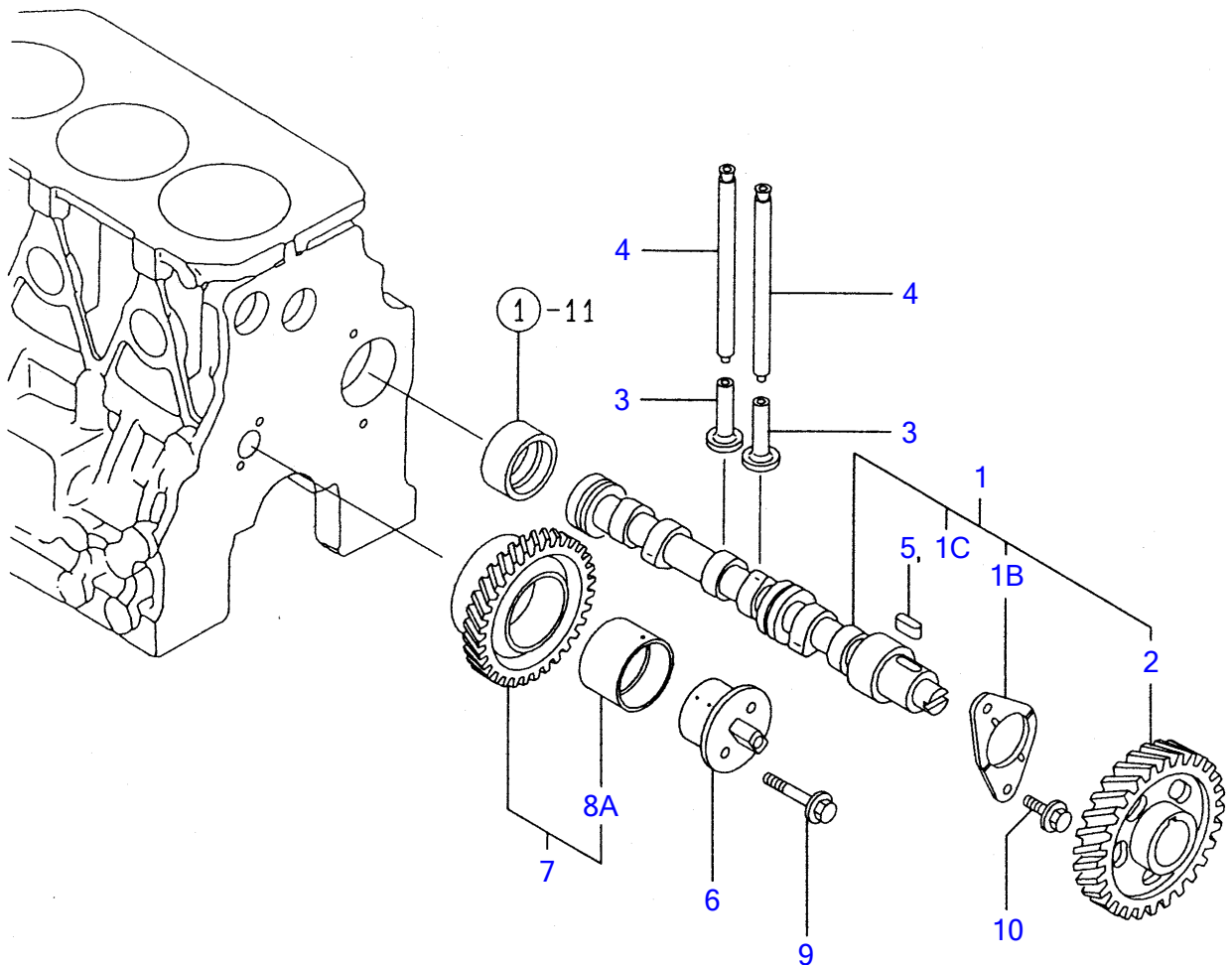


FIG 7 CAMSHAFT & DRIVING GEAR

Item	PARTS NO.	Description	Q'ty	I	R	Remarks
1	Y129129-14580	CAMSHAFT ASSY	1			
1B	Y129150-02450	*BEARING, THRUST	1			
1C	Y22512-070140	*KEY 7X 14	1			
2	Y129150-14101	*GEAR, CAMSHAFT	1			
3	Y129150-14200	TAPPET	6			
4	Y129150-14400	ROD, PUSH	6			
5	Y22512-070140	KEY 7X 14	1			
6	Y129100-25061	SHAFT, IDLE GEAR	1			
7	Y129150-25101	GEAR W/BUSH	1			
8A	Y129150-25920	*BUSH, IDLE GEAR	1			
9	Y26106-080452	BOLT M 8X 45 PLATED	2			
10	Y26106-080162	BOLT M 8X 16 PLATED	2			

Y00D3513
3TN84L-RTBZ

クランクシャフト & ピストン
CRANKSHAFT & PISTON

029100-21100
029100-21200
029128-21320
029105-22110
029150-23100

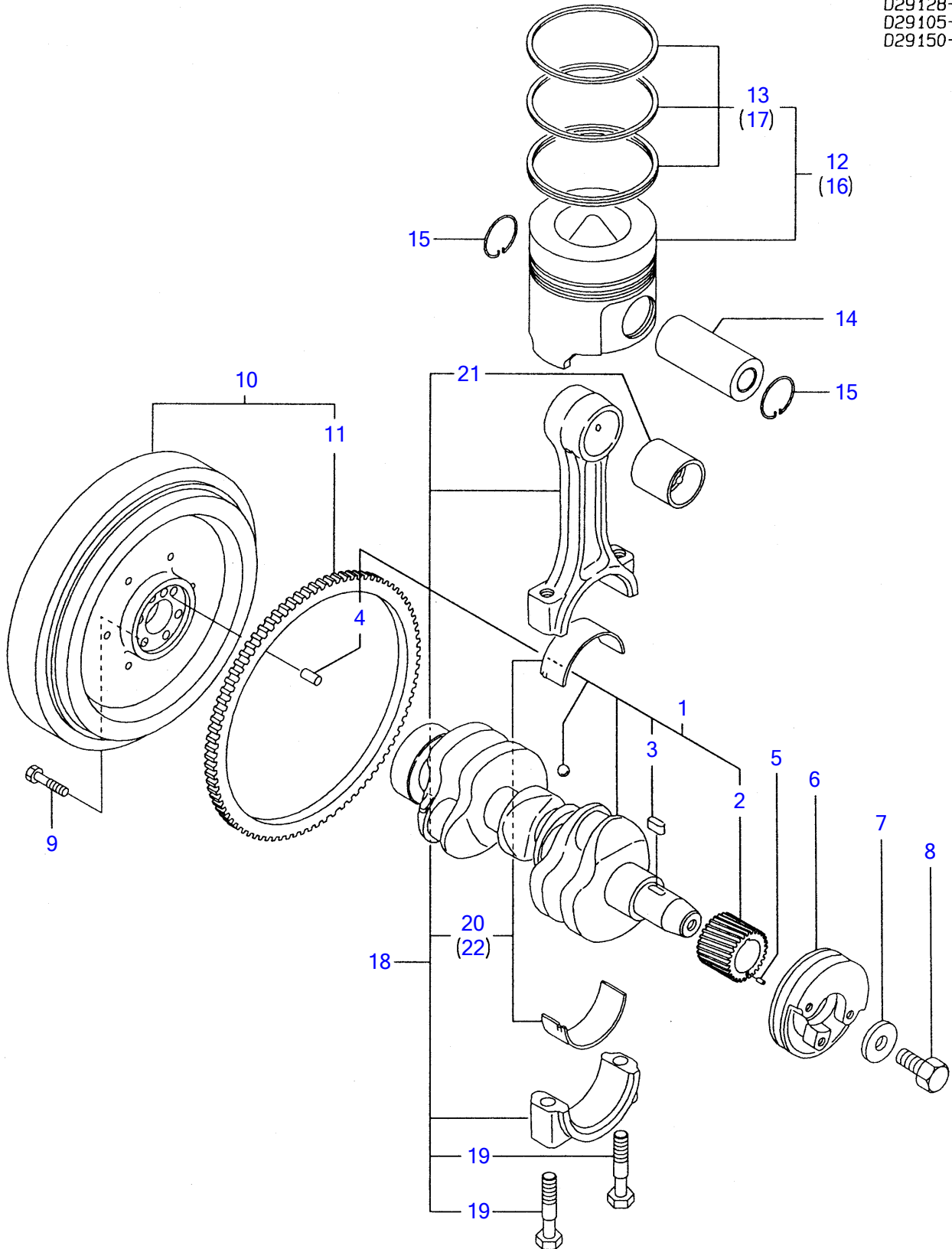


FIG 8 CRANKSHAFT & PISTON

Item	PARTS NO.	Description	Q'ty	I	R	Remarks
1	Y729102-21700	CRANKSHAFT ASSY	1			
2	Y129150-21200	*GEAR, CRANKSHAFT	1			
3	Y22512-70140	*KEY 7X 14	1			
4	Y129100-01580	*PARALLEL PIN 8X16	1			
5	Y22351-040010	SPRING PIN 4X10	1			
6	Y171340-21650	V-PULLEY, CRANKSHAFT	1			
7	Y129795-21661	WASHER	1			
8	Y121850-21680	BOLT, V-PULLEY	1			
9	Y121111-21501	BOLT, FLYWHEEL	6			
10	Y129128-21590	FLYWHEEL W/RING GEAR	1			
11	Y119865-21600	*GEAR, RING	1			
12	Y129105-22080	PISTON W/RING	3			
13	Y129105-22500	*RING SET, PISTON	3			
14	Y129150-22300	PIN, PISTON	3			
15	Y121100-22400	CIRCLIP	6			
16	Y729105-22900	PISTON W/RING OS=.25	3			
17	Y729157-22951	*RING SET O.S=0.25	3			
18	Y729402-23100	ROD ASSY, CONNECTING	3			
19	Y121550-23200	*BOLT, CONNECTING ROD	6			
20	Y129150-23600	*BEARING, CRANKPIN	3			
21	Y129100-23910	BUSH, PISTON PIN	3			
22	Y129150-23610	BEARING, PIN U.S+0.25	3			

Y00D3513
3TN84L-RTBZ

9 LOシステム
LUB.OIL SYSTEM

D29150-32100
D29100-34110
D29100-35100
D29100-35200
D29150-39110
D19600-39100

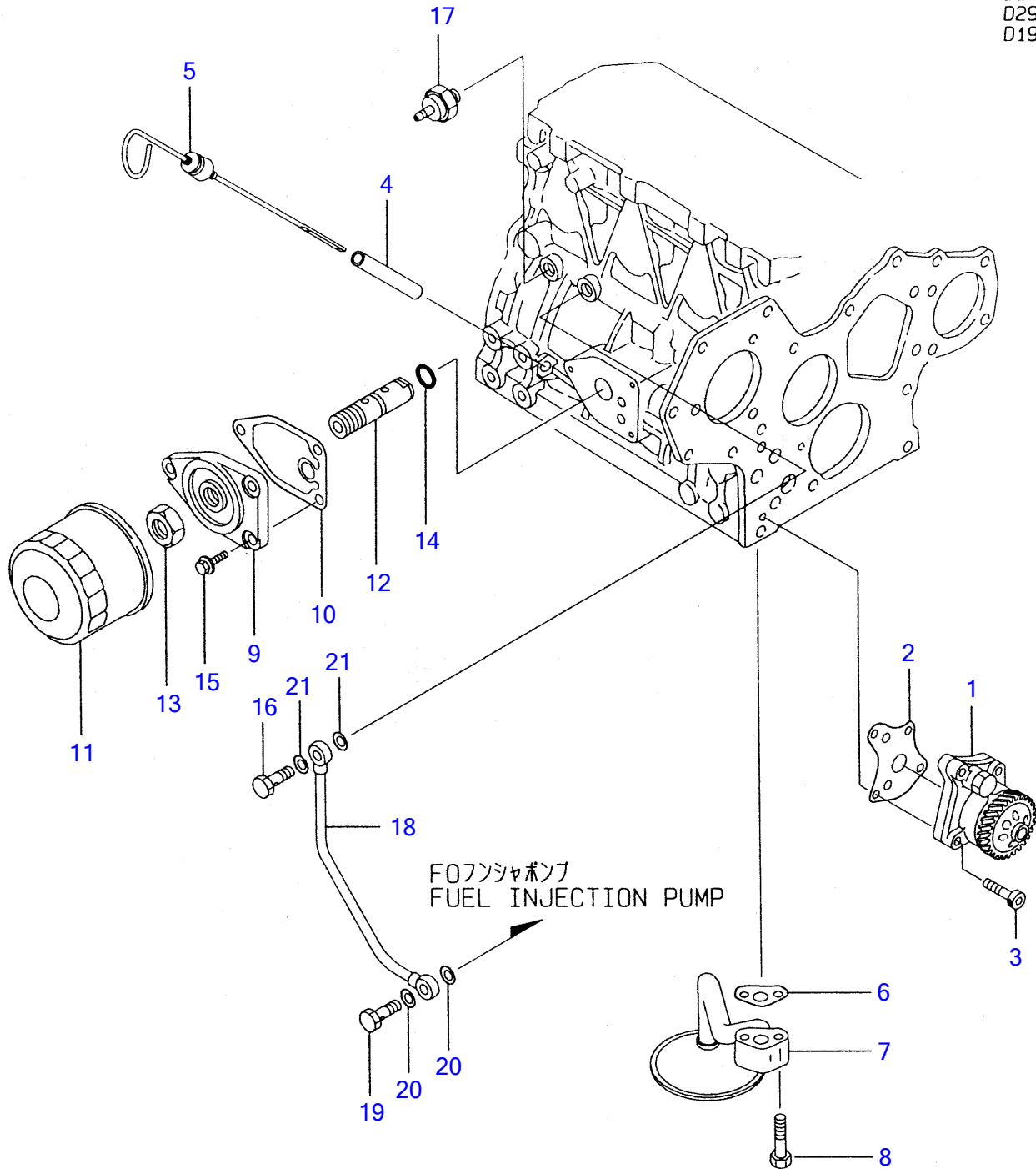


FIG 9 LUB.OIL SYSTEM

Item	PARTS NO.	Description	Q'ty	I	R	Remarks
1	Y129150-32000	PUMP ASSY, LUB. OIL	1			
2	Y129150-32020	GASKET, L.O. PUMP	1			
3	Y26450-060252	BOLT M 6X 25	4			
4	Y121520-34810	GUIDE, DIPSTICK	1			
5	Y171420-34800	DIPSTICK	1			
6	Y129150-35040	GASKET, OIL STRAINER	1			
6-1	Y129150-35041	GASKET, (NON-ASB.)	1			
7	Y129150-35091	PIPE ASSY, OIL INLET	1			
8	Y26106-80352	BOLT M 8X 35 PLATED	2			
9	Y129150-35101	BRACKER, STRAINER	1			
10	Y129150-35110	GASKSET, BRACKET	1			
10-1	Y129150-35111	GASKET, (NON-ASB.)	1			
11	Y129150-35150	FILTER 90 X 80L	1			
12	Y119865-35300	VALVE ASSY, OIL PRESS	1			
13	Y129150-35350	NUT	1			
14	Y24311-000160	O-RING 1A P-16.0	1			
15	Y26106-080202	BOLT M 8X 20 PLATED	3			
16	Y124160-39140	BOLT 10, PIPE JOINT	1			
17	Y124160-39451	SWITCH, OIL PRESSURE	1			
18	Y129150-39450	PIPE ASSY, LUB. OIL	1			
19	Y124550-59820	BOLT 8, PIPE JOINT	1			
20	Y23414-080000	GASKET 8, ROUND	2			
21	Y23414-100000	GASKET 10, ROUND	2			

Y00D3513
3TN84L-RTBZ

10 CWシステム
COOLING WATER SYSTEM

D29100-42110
D29188-42300
D29132-44400
D19600-49300
D29100-49500
D29515-49600
D29132-93080

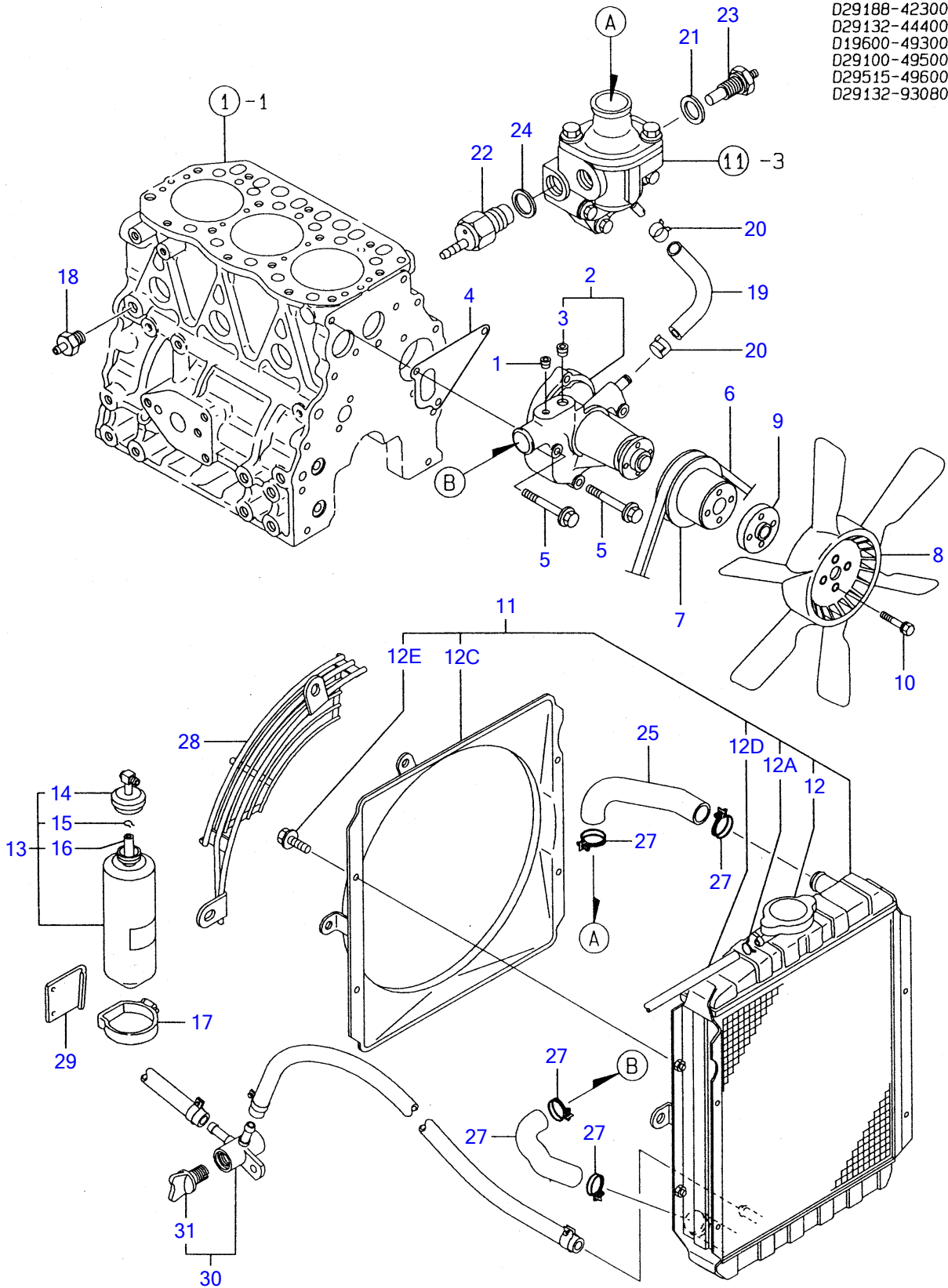


FIG 10 COOLING WATER SYSTEM

Item	PARTS NO.	Description	Q'ty	I	R	Remarks
1	Y121850-11860	PLUG PT1/4	1			
2	Y129100-42001	PUMP ASSY, C.WATER	1			
2-1	Y129100-42002	PUMP, C.W. (NON-ASB.)	1			
3	Y23871-030000	*PLUT PT3/8, SCREW	1			
4	Y129100-42020	GASKET, C.W. PUMP	1			
5	Y26106-080602	BOLT M 8X 60 PLATED	3			
6	Y121492-42290	V-BELT (A-38)	1			
7	Y129403-42380	V-PULLEY (D=110)	1			
8	Y121520-44740	FAN, COOLING	1			
9	Y124574-44761	SPACER	1			
10	Y26014-060302	BOLT W/WASHER 6X 30	4			
11	Y129132-44500	RADIATOR	1			
12	Y124450-44590	*CAP	1			
12-1	Y123682-44210	*CAP	1			
12A	Y121250-44590	*CLAMP	2			
12C	Y129132-44520	*SHROUD	1			
12D	Y129132-44530	*HOSE, C.WATER	1			
12E	Y26014-080162	*BOLT M 8X 16	4			
13	Y171064-44510	SUB-TANK ASSY	1			
14	Y121450-44531	*CAP	1			
15	Y124450-44560	*CLAMP	1			
16	Y23065-070225	*PIPE 7X 225	1			
17	Y124450-44550	CLAMP, SUB-TANK	1			
18	Y121550-49111	JOINT PT1/4	1			
19	Y129100-49050	PIPE, C.W (BY-PASS)	1			
20	Y23000-016000	CLAMP 16	2			
21	Y129150-49360	GASKET 10	1			
22	Y121250-44901	SWITCH, THERMO (110 C	1			
23	Y171056-49351	SENER	1			
24	Y124465-44950	GASKET 16	1			
25	Y119860-49010	PIPE (A), C. WATER	1			
26	Y19860-49020	PIPE (B), C. WATER	1			
27	Y23010-038000	CLAMP 38	4			
28	Y129132-44590	NET, WIRE	1			
29	Y121256-44600	BRACKET, SUB-TANK	1			
30	Y129150-49100	COCK ASSY, 3-WAY	1			
31	Y129150-49080	*COCK, DRAIN	1			

Y00D3513
3TN84L-RTBZ

1 1 サーモスタット
THERMOSTAT

D29100-49210

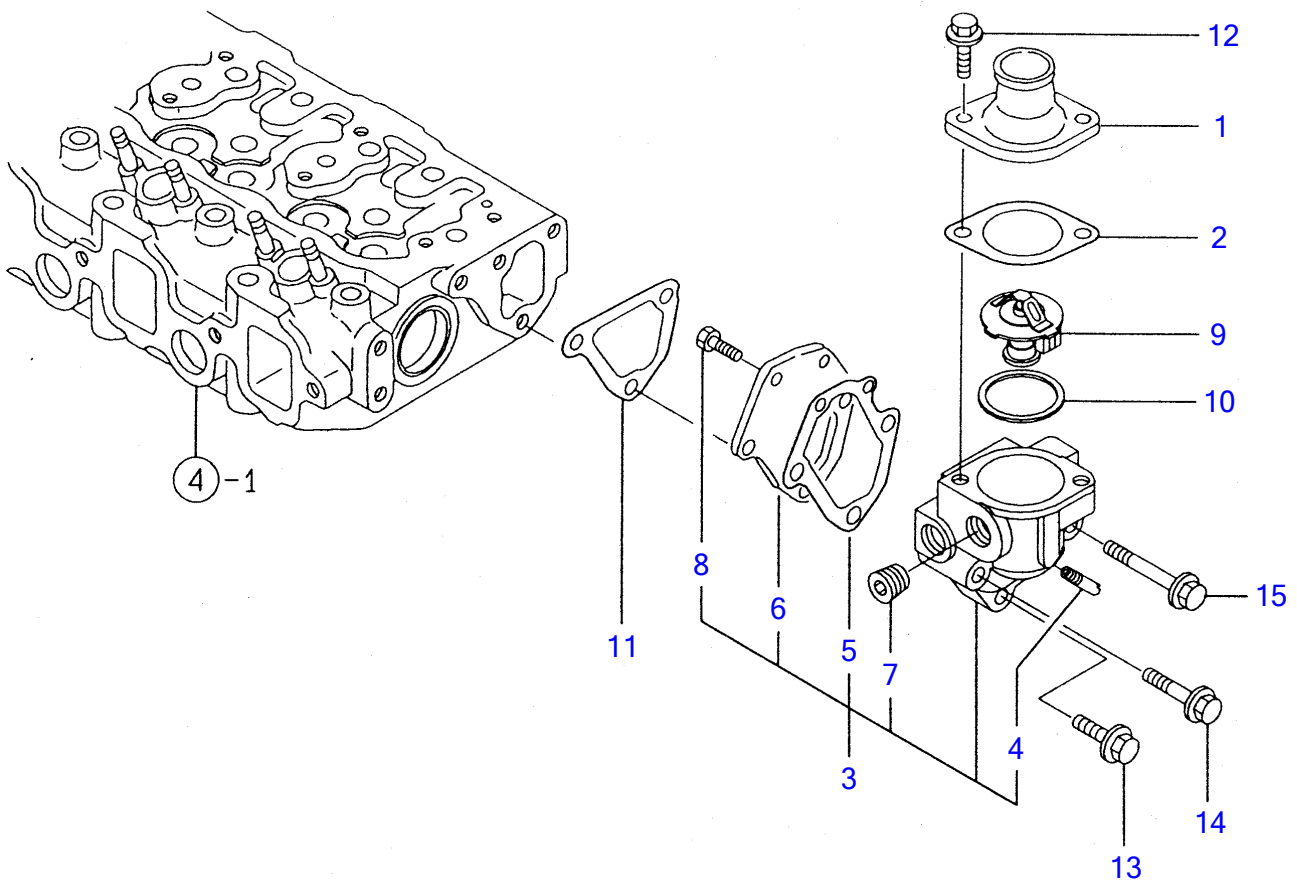


FIG 11 THERMOSTAT

Item	PARTS NO.	Description	Q'ty	I	R	Remarks
1	Y129350-49530	COVER, THERMOSTAT	1			
2	Y129795-49550	GASKET, THERMO.COVER	1			
2-1	Y129795-49551	GASKET, (NON-ASB.)	1			
3	Y129100-49800	CASE ASSY, THERMOSTAT	1			
4	Y124770-11770	*JOINT PT1/8	1			
5	Y129100-49820	*GASKET, COVER	1			
6	Y129100-49830	*COVER, THERMOSTAT.CASE	1			
7	Y23871-030000	*PLUT PT3/8, SCREW	1			
8	Y26116-060162	*BOLT M 6X 16 PLATED	2			
9	Y129155-49800	THERMOSTAT	1			
10	Y129150-49810	GASKET, THERMOSTSAT	1			
10-1	Y129150-49811	GASKET, (NON-ASB.)	1			
11	Y129100-49840	GASKET, THERMO. CASE	1			
12	Y26106-80202	BOLT M 8X 20 PLATED	2			
13	Y26106-080252	BOLT M 8X 25 PLATED	1			
14	Y26106-080502	BOLT M 8X 50 PLATED	1			
15	Y26106-080602	BOLT M 8X 60 PLATED	1			

Y00D3513
3TNB4L-RTBZ

12 FOファンシャポンフ FUEL INJECTION PUMP

029150-25200
729135-51391

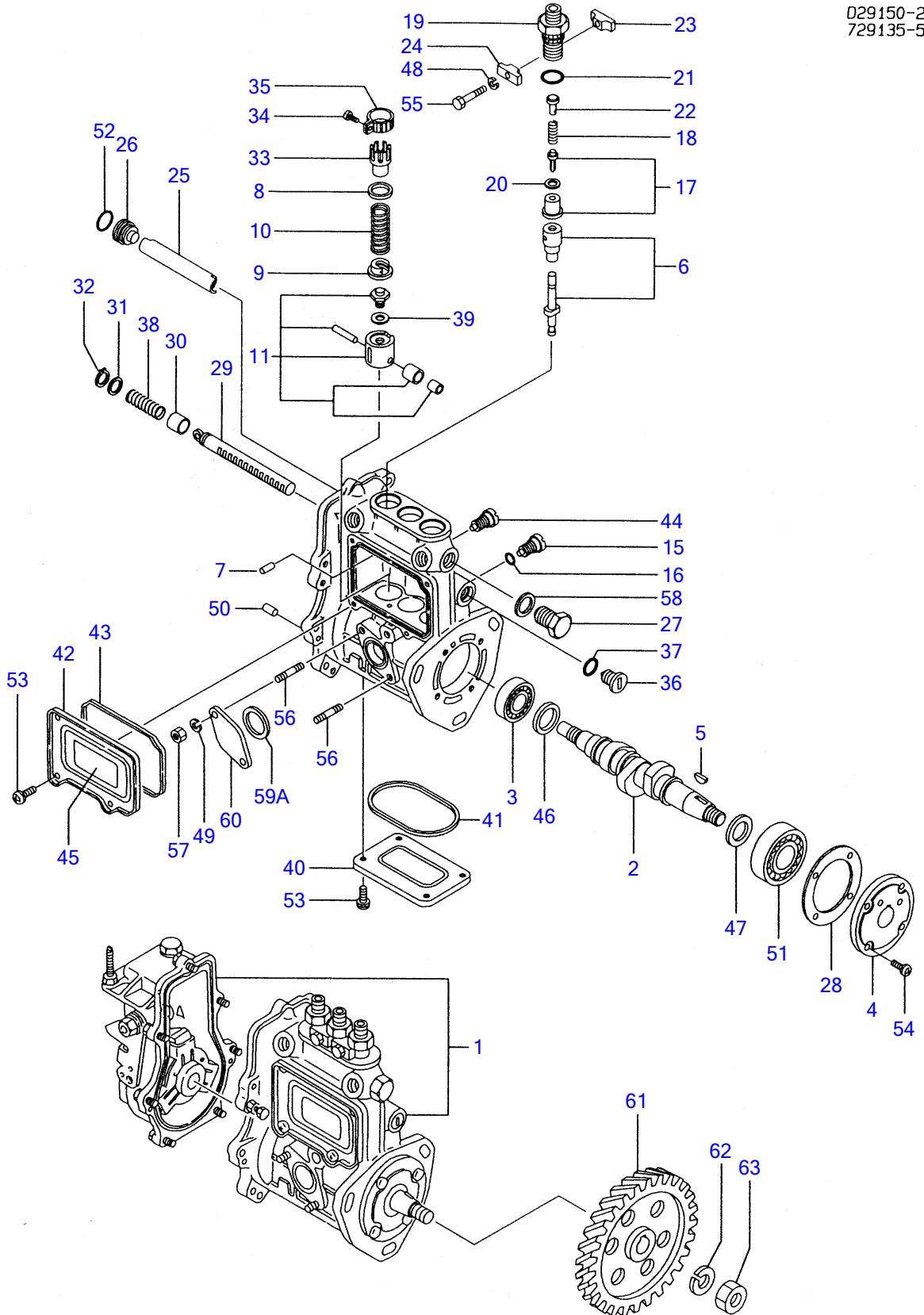


FIG 12 FUEL INJECTION PUMP

Item	PARTS NO.	Description	Q'ty	I	R	Remarks
1	Y729132-51390	PUMP ASSY, F.I. PUMP	1			
1-1	Y729135-51391	PUMP ASSY, F.I. PUMP	1			
2	Y119810-51040	*CAMSHAFT	1			
3	Y129155-51050	*BALL BEARING, THRUST	1			
4	Y129155-51060	*RETAINER, BEARING	1			
5	Y122710-51090	*KEY	1			
6	Y129400-51100	*PLUNGER W/BARREL	3			
7	Y129155-51140	*PIN, BARREL LOCKING	3			
8	Y174307-51170	*RETAINER A	3			
9	Y129155-51180	*SPRING SHOE, PLUNGER	3			
10	Y124950-51190	*SPRING, PLUNGER	3			
11	Y129155-51200	*TAPPET ASSY	3			
15	Y129155-51270	*LOCKING, TAPPET	3			
16	Y129155-51280	*O-RING S6	3			
17	Y128170-51300	*VALVE W/SEAT, DELIV.	3			
18	Y129155-51320	*SPRING DELIV. VALVE	3			
19	Y129155-51340	*GUART, DELIVERY VALVE	3			
20	Y124550-51350	*GASKET, DELIVERY	3			
21	Y124550-51370	*O-RING, DELVIERY	3			
22	Y129155-51370	*STOPPER, VALVE	3			
23	Y129155-51380	*LOCKING (A)	2			
24	Y129155-51390	*LOCKING (B)	2			
25	Y129155-51400	*DEFLECTOR	1			
26	Y129155-51410	*CHECK BOLT, DEFLECTOR	1			
27	Y129155-51420	*PLUG (M16)	1			
28	Y129155-51450	*SHIM SET, ADJUSTING	1			
29	Y129155-51500	*RACK, CONTROL	1			
30	Y129155-51521	*BUSH, RACK	1			
31	Y129155-51530	*SPACER, AUX. SPRING	1			
32	Y129155-51540	*CIRCLIP	1			
33	Y129155-51550	*PINION, CONTROL	3			
34	Y122117-51560	*SCREW, PINION	3			
35	Y174307-51560	*PINION	3			
36	Y129155-51570	*PLUG (M12)	1			
37	Y129155-51580	*O-RING	1			
38	Y129155-51591	*SPRING, RACK	1			
39	Y129155-51600	*SHIM PACK	3			
40	Y129155-51700	*COVER, LOWER	1			
41	Y129155-51710	*GASKET, LOWER COVER	1			
42	Y129155-51750	*COVER, SIDE	1			
43	Y129155-51760	*GASKET, SIDE COVER	1			
44	Y129155-51790	*LOCKING, RACK	1			
45	Y129156-51910	*LABEL, CAUTION	1			
46	Y129155-51930	*SPACER, T=3.32	1			
47	Y129155-51940	*SPACER, T=1.5	1			
48	Y22217-050000	*SPRING WASHER 5	2			
49	Y22217-060000	*SPRING WASHER 6	2			
50	Y22351-050010	*SPRING PIN 5X10	2			
51	Y24101-063034	*BALL BEARING	1			
52	Y24341-000160	*O-RING 1A S-16.0	1			
53	Y26022-050102	*SCREW M 5X 10	8			
54	Y26022-060162	*SCREW M 6X 16	4			
55	Y26116-050302	*BOLT M 5X 30 PLATED	2			
56	Y129155-51020	*STUD, FEED PUMP	2			
57	Y26716-060002	*NUT M 6	2			
58	Y43400-500490	*SEAL WASHER 16S	1			
58-1	Y22190-160002	*SEAL WASHER 16S	1			
59A	Y129155-52050	*GASKET	1			
60	Y129100-52200	*COVER, BLIND	1			
61	Y129150-25900	GEAR, FUEL INJ. PUMP	1			
62	Y22217-120000	WASHER 12, SPRING	1			
63	Y26716-120002	NUT M12	1			

Y00D3513
3TN84L-RTBZ

13 FOフンシャパイプ FUEL INJECTION LINE

029503-53100
029100-59110

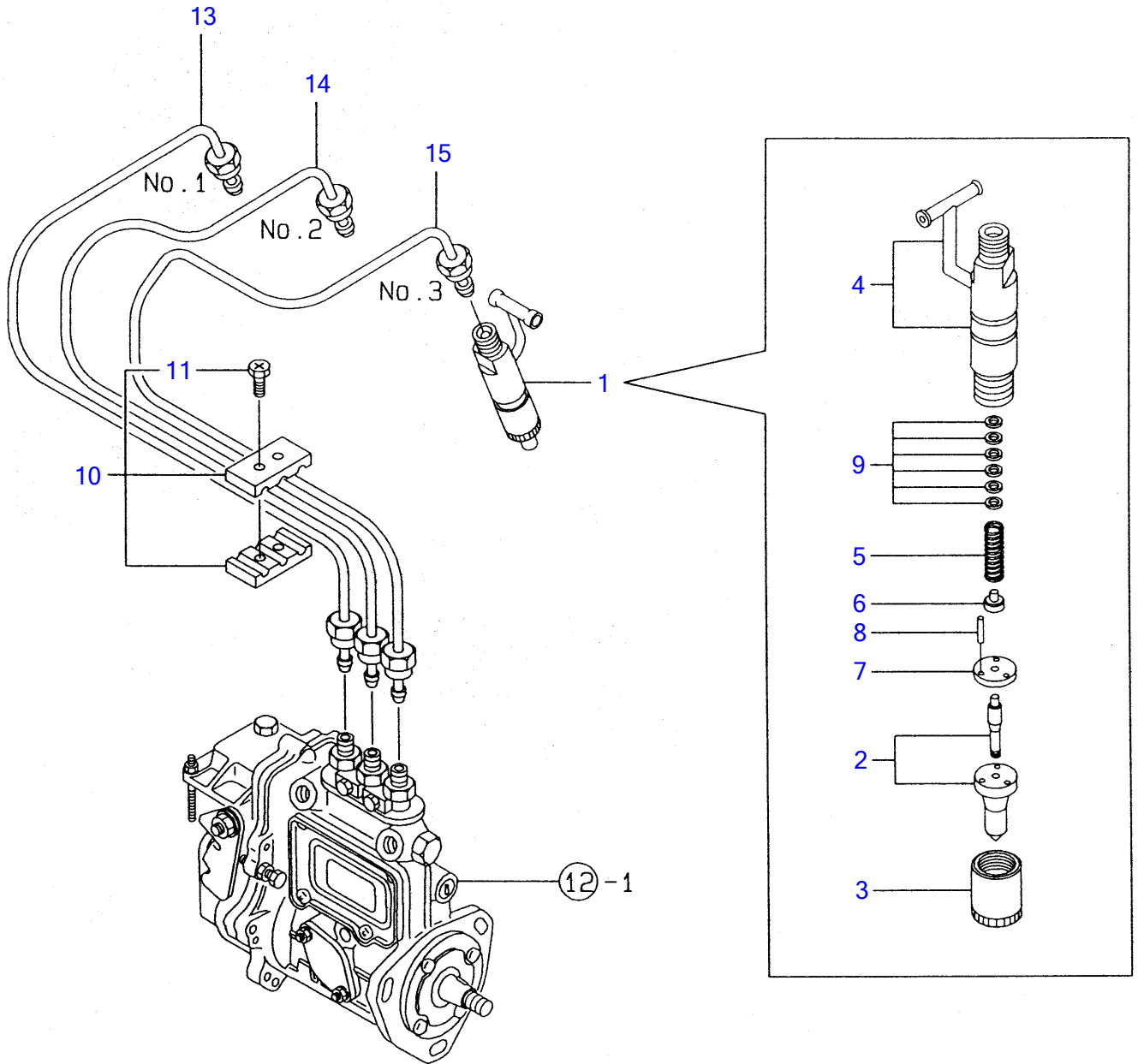


FIG 13 FUEL INJECTION PUMP

Item	PARTS NO.	Description	Q'ty	I	R	Remarks
1	Y729503-53100	VALVE ASSY, F. INJECT	3			
2	Y129503-53000	*NOZZLE ZSSY, F. INJECT	3			
3	Y114250-53080	*NUT, NOZZLE CASE	3			
4	Y129100-53100	*HOLDER ASSY, NOZZLE	3			
5	Y114250-53120	*SPRING, NOZZLE	3			
6	Y114250-53130	*SEAT, NOZZLE SPRING	3			
7	Y114250-53140	*PLATE, STOP	3			
8	Y114250-53210	*PIN	6			
9	Y114250-53400	*SHIM PACK	3			
10	Y129150-59120	RETAINER, INJ. PIPE	1			
11	Y129150-59130	*BOLT M 4X 12	2			
11-1	Y129150-59131	*BOLT M 4X 12	2			
13	Y129100-59910	PIPE, FUEL INJECTION	1			
14	Y129100-59920	PIPE, FUEL INJECTION	1			
15	Y129100-59930	PIPE, FUEL INJECTION	1			

Y00D3513
3TN84L-RTBZ

14 FUEL LINE
FOIL/FUEL LINE

D29100-55112
D29255-59210
D29100-59302
D29132-93080

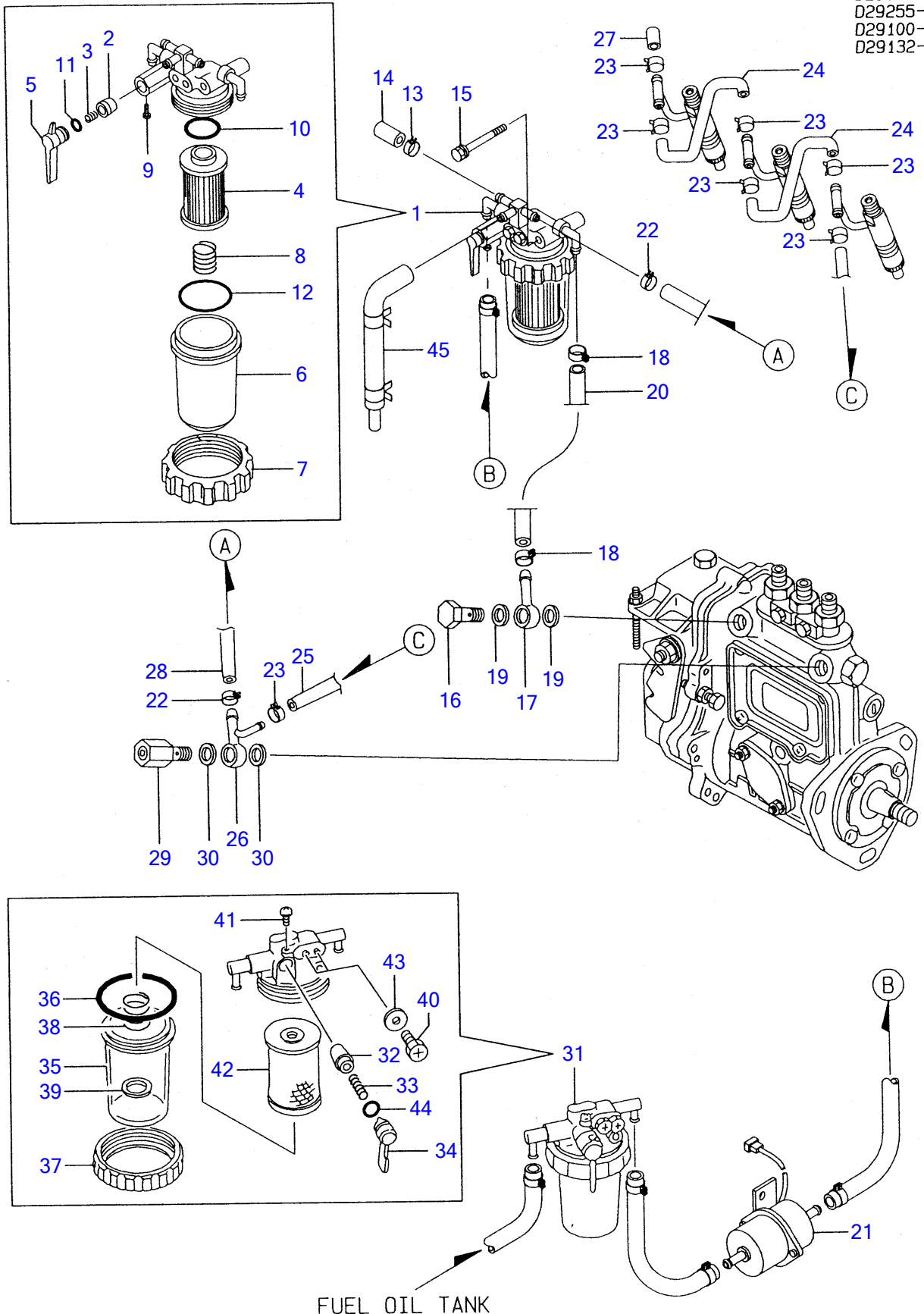


FIG 14 FUEL LINE

Item	PARTS NO.	Description	Q'ty	I	R	Remarks
1	Y129100-55621	STRAINER ASSY, FUEL	1			
2	Y104200-55321	*VALVE, TAPER	1			
3	Y104200-55330	*SPRING, TAPER VALVE	1			
4	Y129100-55650	*ELEMENT, FUEL	1			
5	Y129100-55670	*LEVER	1			
6	Y129100-55680	*CUP, STRAINER	1			
7	Y129100-55690	*RING, RETAINING	1			
8	Y129100-55700	*SPRING	1			
9	Y104200-55750	*SCREW M 4	1			
10	Y24311-000160	*O-RING 1A P-16.0	1			
11	Y24311-240100	*O-RING 1A P-10A	1			
12	Y24321-000650	*O-RING 1A G-65.0	1			
13	Y124066-59100	CLAMP 8	1			
14	Y129150-59580	CAP	1			
15	Y26014-080702	BOLT W/WASHER M8X 70	1			
16	Y103854-39140	BOLT, PIPE JOINT	1			
17	Y101304-59020	JOINT 12, PIPE	1			
18	Y124766-59050	CLAMP 12	2			
19	Y104200-59170	GASKET 12	2			
20	Y129555-59510	PIPE, FUEL	1			
21	Y129322-77401	FEED PUMP	1			
22	Y124766-59050	CLAMP 12	2			
23	Y124066-59100	CLAMP 8	7			
24	Y121250-59550	PIPE, FUEL	2			
25	Y119840-59560	PIPE, FUEL RETURN	1			
26	Y119840-59570	JOINT	1			
27	Y129150-59580	CAP	1			
28	Y129255-59580	PIPE, FUEL	1			
28-1	Y105025-59750	PIPE, FUEL OIL	1			
28-2	Y129255-59580	PIPE, FUEL	1			
29	Y129100-59951	VALVE ASSY, CHECK	1			
30	Y23414-120000	GASKET 12, ROUND	2			
31	Y129335-55700	SEPARATOR, WATER	1			
32	Y104200-55321	*VALVE, TAPER	1			
33	Y104200-55330	*SPRING, TAPER VALVE	1			
34	Y104200-55341	*HANDLE, COCK	1			
35	Y124064-55510	*BOWL, FUEL STRAINER	1			
36	Y102103-55520	*O-RING	1			
37	Y110250-55610	*RING, RETAINING	1			
38	Y121257-55720	*SPRING, SCREEN	1			
39	Y121257-55731	*FLOAT	1			
40	Y101720-55750	*PLUG 6	2			
41	Y104200-55750	*SCREW M 4	1			
42	Y171081-55910	*SCREEN	1			
43	Y23418-060000	*GASKET 6, NYLON	2			
44	Y24311-240100	*O-RING 1A P-10A	1			
45	Y119840-59601	BEND ASSY	1			

Y00D3513
3TN84L-RTBZ

15 ガバナ
GOVERNOR

729135-51391

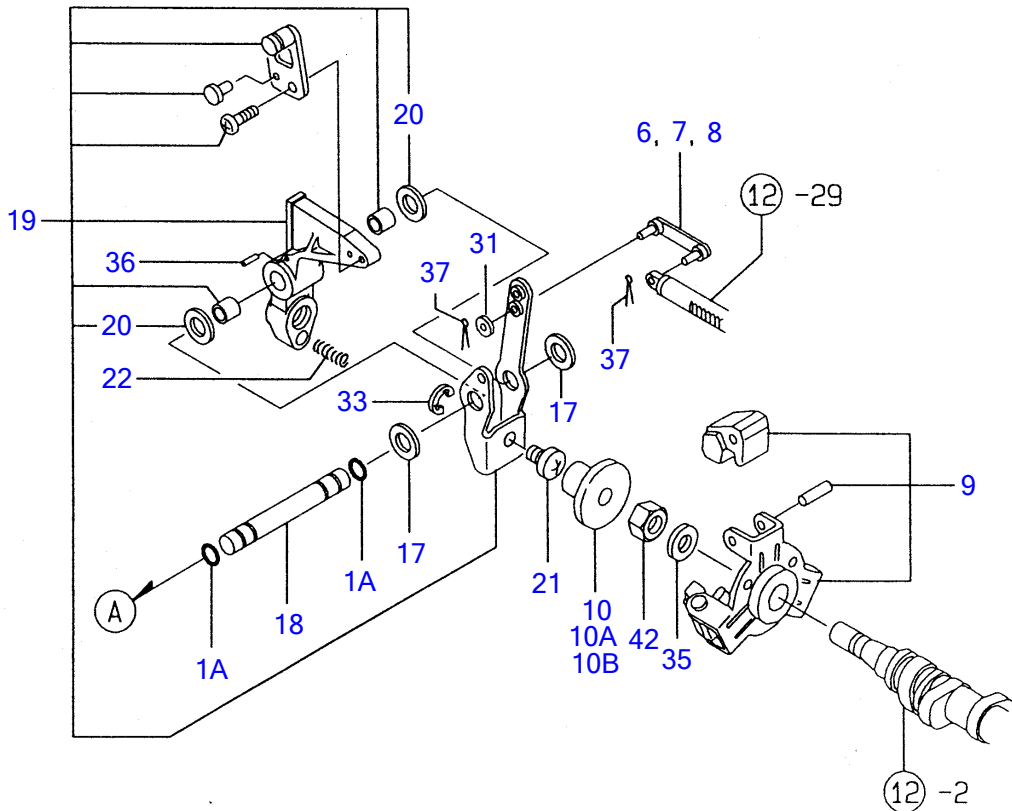
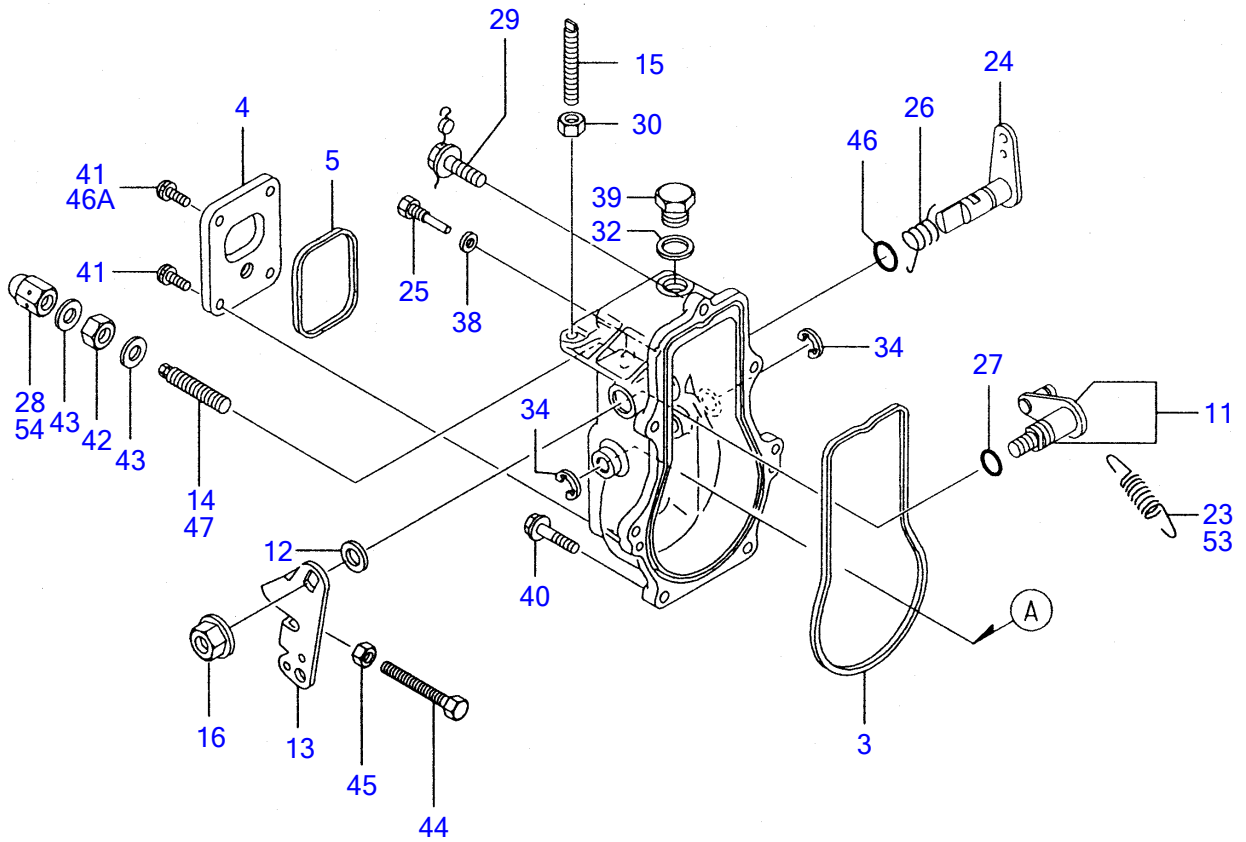


FIG 15 GOVERNOR

Item	PARTS NO.	Description	Q'ty	I	R	Remarks
1A	Y129155-51280	*O-RING S6	2			
3	Y129155-61050	*GASKET, GOV. CASE	1			
4	Y129155-61060	*COVER, GOVERNOR CASE	1			
5	Y129155-61070	*GASKET, CASE COVER	1			
6	Y129155-61120	*LINK L=30 (MARK 0)	1			
7	Y129155-61140	*LINK L=30.5 (MARK 05)	1			
8	Y129155-61130	*LINK L=31 (MARK 1)	1			
9	Y129155-61201	*WEIGHT ASSY, GOV.	1			
10	Y129155-61341	*SLEEVE	1			
10A	Y129155-61350	*SLEEVE	1			
10B	Y129155-61360	*SLEEVE	1			
11	Y129100-61400	*SHAFT ASSY, CONTROL	1			
12	Y129155-61430	*SPACER, SHIFT	1			
13	Y129100-61440	*LEVER, CONTROL	1			
14	Y129100-61450	*TORQUE SPRING ASSY	1			
15	Y129155-61450	*BOLT, REVOL. LIMIT	1			
16	Y26366-080002	*NUT M 8	1			
17	Y129155-61480	*SPACER ASSY	2			
18	Y129155-61490	*SHAFT, GOV. LEVER	1			
19	Y129500-61500	*LEVER ASSY, GOVERNOR	1			
19-1	Y129500-61501	*LEVER ASSY, GOVERNOR	1			
20	Y174307-51700	**SHIM SET	2			
21	Y129155-61540	*SHIFTER	1			
22	Y129100-61650	*SPRING, FUEL CONTROL	1			
23	Y171353-61710	*SPRING, GOVERNOR	1			
24	Y129255-61802	*LEVER, STOP	1			
25	Y129155-61810	*PIN, STOP LEVER	1			
26	Y129100-61821	*SPRING, RETURN	1			
27	Y129155-61830	*O-RING S10	1			
28	Y26687-120002	*CAP NUT M12	1			
29	Y129155-61950	*BOLT, WASHER BASED	1			
30	Y124550-66370	*LOCK NUT M 6	1			
31	Y22117-040000	*WASHER 4	1			
32	Y43400-500430	*SEAL WASHER 10S	1			
32-1	Y22190-100002	*SEAL WASHER 10S	1			
33	Y22272-000040	*CIRCLIP E- 4	1			
34	Y22272-000060	*CIRCLIP E- 6	2			
35	Y22287-120000	*WASHER 12	1			
36	Y22351-030016	*SPRING PIN 3X16	1			
37	Y22360-040000	*SNAP PIN 4	2			
37-1	Y22372-040000	*SNAP PIN 4	2			
38	Y43400-500390	*SEAL WASHER 6S	1			
38-1	Y22190-060002	*SEAL WASHER 6S	1			
39	Y23887-100002	*PLUG 10	1			
40	Y26106-060202	*BOLT M 6X 20 PLATED	6			
41	Y26022-050102	*SCREW M 5X 10	4			
41-1	Y26022-050102	*SCREW M 5X 10	2			
42	Y26776-120002	*LOCK NUT M 12 PLATED	2			
43	Y43400-500450	*SEAL WASHER 12S	2			
43-1	Y22190-120002	*SEAL WASHER 12S	2			
44	Y129155-61460	*BOLT, IDLE LIMIT	1			
45	Y26756-060002	*LOCK NUT M 6 PLATED	1			
46	Y24311-240100	*O-RING 1A P-10A	1			
46A	Y26023-050102	*SCREW M 5X 10	2			
47	Y129100-61450	*TORQUE SPRING ASSY	1			
53	Y171353-61710	SPRING, GOVERNOR	1			
54	Y26687-120002	CAP NUT M12	1			

Y00D3513
3TN84L-RTBZ

16 キカンテイシソウチ
ENGINE STOP DEVICE

D29137-66500

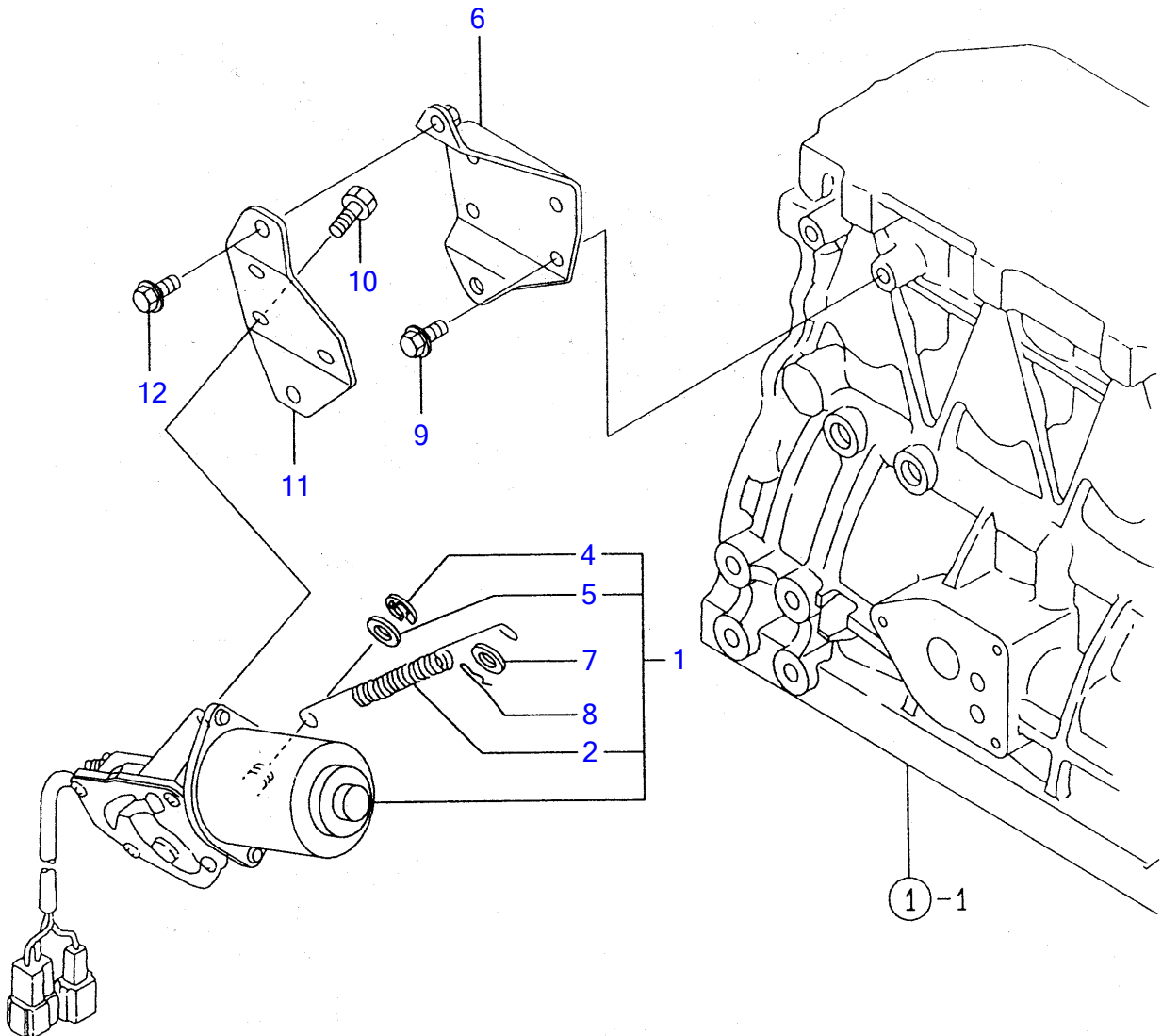


FIG 16 ENGINE STOP DEVICE

Item	PARTS NO.	Description	Q'ty	I	R	Remarks
1	Y129136-66800	MOTOR, ENGINE STOP	1			
2	Y129107-66830	*SPRING, STOP MOTOR	1			
4	Y129566-66880	*RING, SNAP	1			
5	Y129566-66890	*WASHER	1			
6	Y129107-66810	BRACKET (A),STP.MOTOR	1			
7	Y22117-080000	WASHER 8	1			
8	Y22360-080000	SNAP PIN 8	1			
9	Y26106-080122	BOLT M 8X 12 PLATED	2			
10	Y26116-050102	BOLT M 5X 10 PLATED	3			
11	Y129107-66820	BRACKET(B), STP.MOTOR	1			
12	Y26106-080122	BOLT M 8X 12 PLATED	2			

Y0003513
3TN84L-RTBZ

17 スタートリングモータ (インナーパーツ)
STARTING MOTOR (COMPONENT PARTS)

D29100-77100
D29132-93080

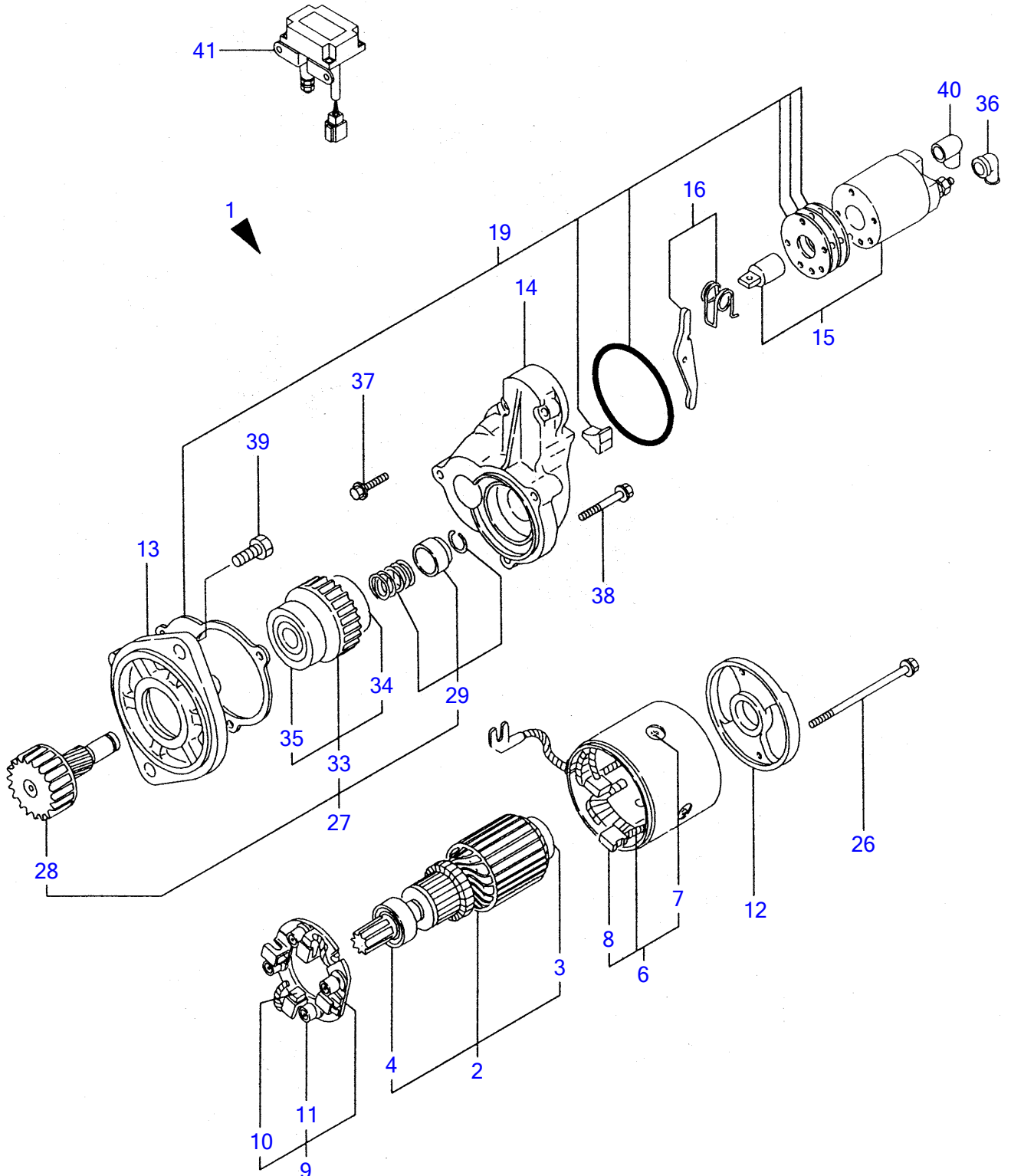


FIG 17 STARTING MOTOR (COMPONENT PARTS)

Item	PARTS NO.	Description	Q'ty	I	R	Remarks
1	Y171008-77010	STARTER	1			
2	Y171008-77400	*ARMATURE ASSY	1			
3	Y171008-77410	**BEARING (1)	1			
4	Y171008-77420	**BEARING (2)	1			
6	Y171008-77440	*COIL ASSY, FIELD	1			
7	Y171008-77450	**SCREW, POLE CORE SET	4			
8	Y171008-77460	**BRUSH (+)	2			
9	Y171008-77470	*HOLDER ASSY, BRUSH	1			
10	Y171008-77480	**BRUSH (-)	2			
11	Y171008-77490	**SPRING, BRUSH	4			
12	Y171008-77500	*COVER, REAR	1			
13	Y171008-77510	*HOUSING ASSY, GEAR	1			
14	Y171008-77520	*HOUSING, CENTER	1			
15	Y171008-77530	*SWITCH, MAGNETIC	1			
16	Y171008-77540	*LEVER SET, SHIFT	1			
19	Y171008-77570	*COVER SET, DUST	1			
19-1	Y171008-77571	*DUST COVER, (NON-ASB.	1			
26	Y171008-77640	*BOLT, THROUGH	2			
27	Y171008-77650	*PINION ASSY	1			
28	Y171008-77660	**SHAFT, PINION	1			
29	Y171008-77670	**STOPPER SET, PINION	1			
33	Y171008-77720	**CLUTCH ASSY	1			
34	Y171008-77730	***BALL BEARING (3)	1			
35	Y171008-77740	***BALL BEARING (4)	1			
36	Y171008-77750	*COVER, M TERMINAL	1			
37	Y26106-060322	*BOLT M 6X 32 PLATED	2			
38	Y26106-060402	*BOLT M 6X 40 PLATED	3			
39	Y26116-120252	BOLT M12X 25 PLATED	2			
40	Y124550-77030	COVER, TERMINAL	1			
41	Y129136-77100	RELAY, SAFETY	1			

Y00D3513
3TN84L-RTBZ

18 ジェネレータ
GENERATOR

D19836-77200
D29410-77300

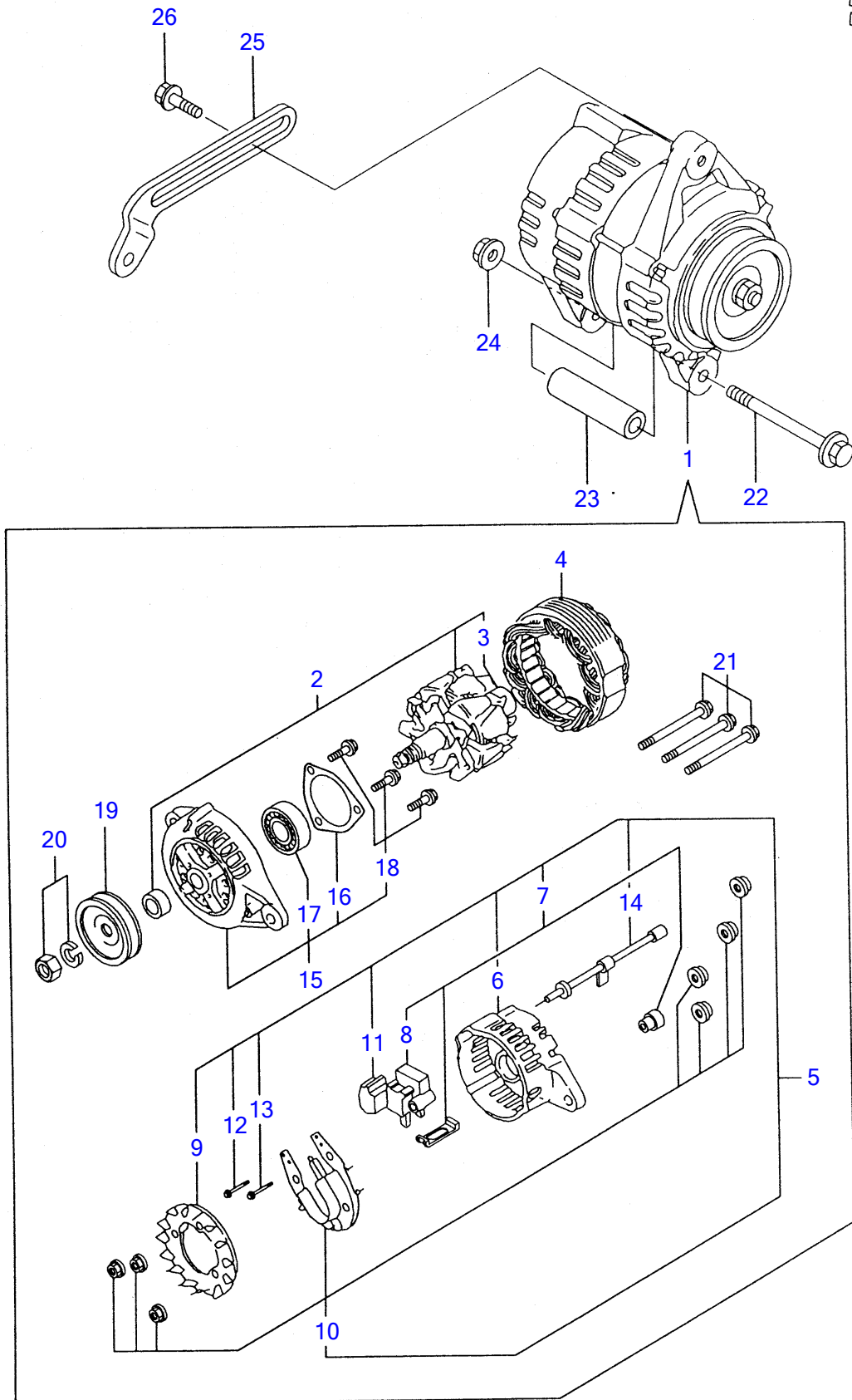


FIG 18 GENERATOR

Item	PARTS NO.	Description	Q'ty	I	R	Remarks
1	Y119836-77200	GENERATOR	1			
2	Y119836-77700	*ROTOR ASSY	1			
3	Y119836-77850	**BALL BEARING	1			
4	Y119836-77710	*STARTER ASSY	1			
5	Y119836-77721	*COVER ASSY, REAR	1			
6	Y119836-77730	**COVER, REAR	1			
7	Y119836-77741	**BRUSH ASSY, REGULATOR	1			
8	Y119836-77750	***BRUSH ASSY	1			
9	Y119836-77760	**GUIDE, FAN SIDE	1			
10	Y119836-77770	**DIODE ASSY	1			
11	Y119836-77780	**CONDENSER	1			
12	Y119836-77871	**BOLT (1)	1			
13	Y119836-77880	**BOLT (2)	1			
14	Y119836-77890	**WIRE ASSY, LEAD	1			
15	Y119836-77790	*COVER ASSY, FRONT	1			
16	Y119836-77800	**RETAINER, BEARING	1			
17	Y119836-77840	**BALL BEARING	1			
18	Y119836-77860	**SCREW KID	1			
19	Y119836-77810	*PULLEY	1			
20	Y119836-77820	*NUT ASSY, PULLEY	1			
21	Y119836-77830	*BOLT, THROUGH	1			
22	Y129136-77250	BOLT M 8X105	1			
23	Y119820-77340	SPACER	1			
24	Y26366-080002	NUT M 8	1			
25	Y129410-77330	ADJUSTER, V-BELT	1			
26	Y26014-080252	BOLT M 8X 25	1			

Y00D3513
3TN84L-RTBZ

19 パッキンセット (オプション) & コウグ
GASKET SET (OPTIONAL) & TOOL

029132-93080

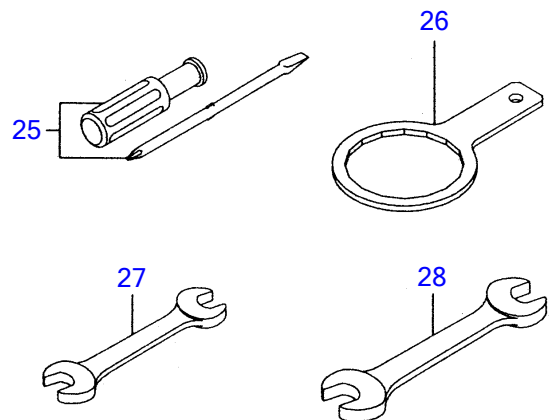
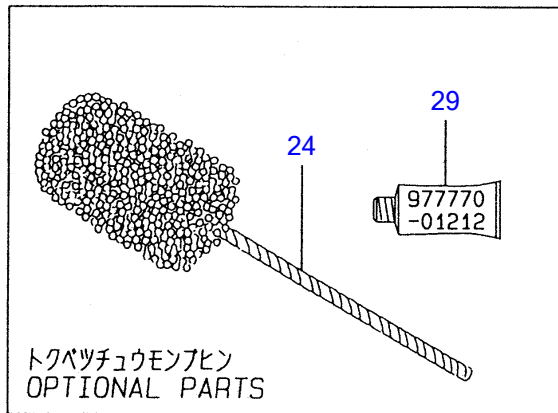
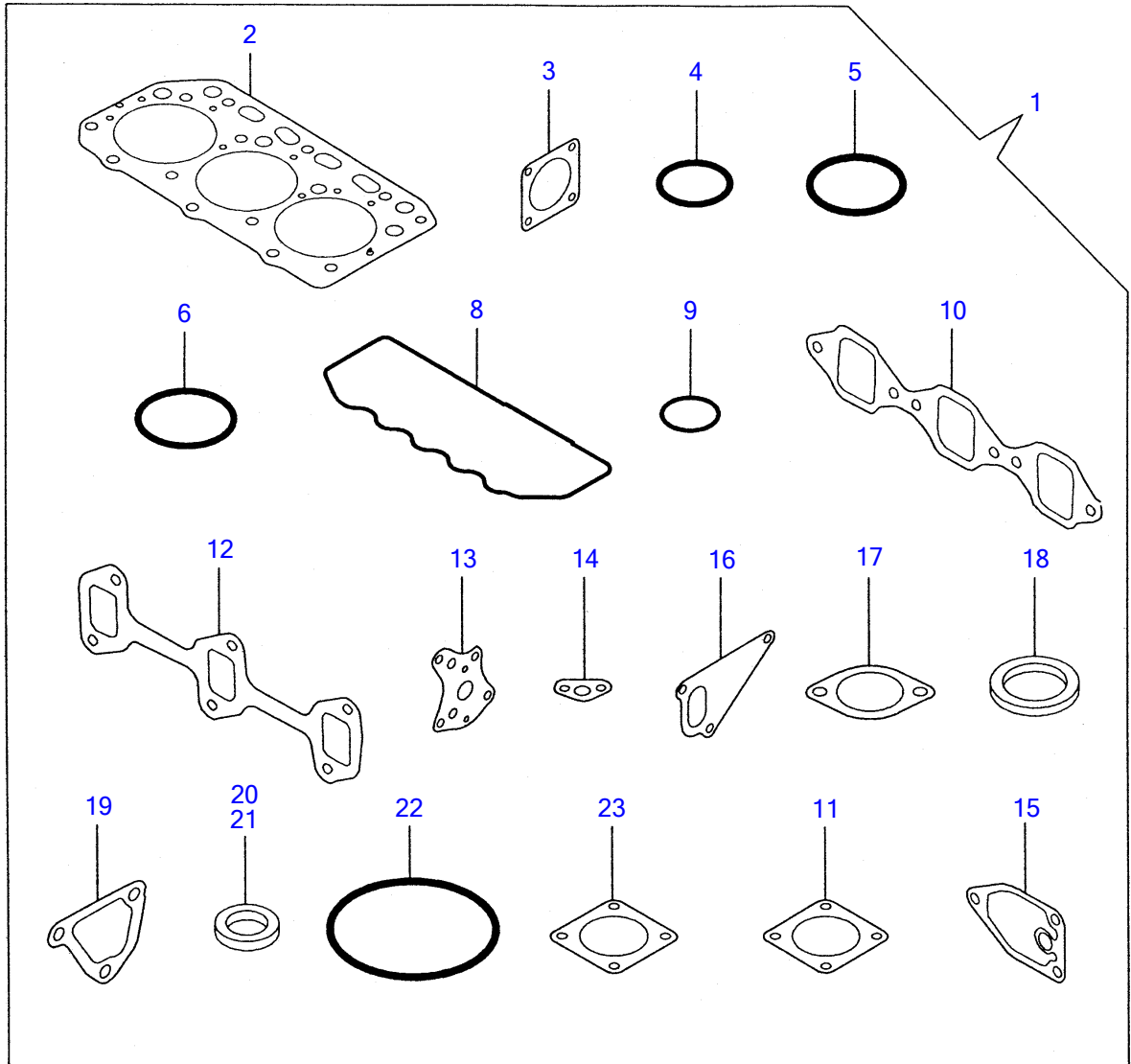


FIG 19 GASKET SET (OPTIONAL) & TOOL

Item	PARTS NO.	Description	Q'ty	I	R	Remarks
1	Y729131-92601	GASKET SET	1			
1-1	Y729131-92602	GASKET SET (NON-ASB.)	1			
2	Y129157-01332	*GASKET, HEAD	1			
3	Y124240-01883	*GASKET, (NON-ASB.)	1			
4	Y121850-51960	*O-RING, F.I. PUMP	1			
5	Y24311-000320	*O-RING 1A P-32.0	1			
6	Y24341-000500	*O-RING 1A S-50.0	1			
8	Y129150-11310	*GASKET, BONNET	1			
9	Y24311-000120	*O-RING 1A P 12.0	3			
10	Y129150-12110	*GASKET, SUC.MANIFOLD	1			
10-1	Y129150-12111	*GASKET, (NON-ASB.)	1			
11	Y124701-11910	*GASKET, SILENCER	2			
11-1	Y124701-11911	*GASKET, (NON-ASB.)	2			
12	Y129150-13110	*GASKET, EXH.MANIFOLD	1			
13	Y129150-32020	*GASKET, L.O. PUMP	1			
14	Y129150-35040	*GASKET, OIL STRAINER	1			
14-1	Y129150-35041	*GASKET, (NON-ASB.)	1			
15	Y129150-35110	*GASKET, BRACKET	1			
15-1	Y129150-35111	*GASKET, (NON-ASB.)	1			
16	Y129100-42020	*GASKET, C.W. PUMP	1			
17	Y129795-49550	*GASKET, THERMO.COVER	1			
17-1	Y129795-49551	*GASKET, (NON-ASB.)	1			
18	Y129150-49810	*GASKET, THERMOSTAT	1			
18-1	Y129150-49811	*GASKET, (NON-ASB.)	1			
19	Y129100-49840	*GASKET, THERMO. CASE	1			
20	Y124465-44950	*GASKET 16	1			
21	Y129150-49360	*GASKET 10	1			
22	Y24321-000650	*O-RING 1A G-65.0	1			
23	Y129150-77510	*GASKET, AIR HEATER	1			
23-1	Y129150-77511	*GASKET, (NON-ASB.)	1			
24	Y129400-92420	FLEX HORN	1			
25	Y104200-92350	DRIVER, SCREW	1			
26	Y171301-92750	WRENCH, L.O. FILTER	1			
27	Y28110-100120	WRENCH 10X12	1			
28	Y28110-140170	WRENCH 14 X 17	1			
29	Y977770-01212	GASKET, LIQUID	1			

ENGINE MODEL

Item PARTS NO. Description Q'ty I R Remarks

ENGINE
3TNE84-TBZ/TBY
S/N1256976-

目 次 CONTENTS

MODEL: 3TNE84-TBZ/TBY
P/C No.: Y00D5910
PUBLISHED: 1996/12

項目 Fig.No.	項目名称	GROUP NAME	P/C NEWS No.			
1	シリンダブロック	CYLINDER BLOCK				
2	ギヤケース	GEAR HOUSING				
3	フライホイールハウジング&オイルパン	FLYWHEEL HOUSING & OIL SUMP				
4	シリンダヘッド&ボンネット	CYLINDER HEAD & BONNET				
5	キュウキマニホールド&エアクリーナ	SUCTION MANIFOLD & AIR CLEANER				
6	ハイキマニホールド&サイレンサ	EXHAUST MANIFOLD & SILENCER				
7	カムシャフト&クドウギヤ	CAMSHAFT & DRIVING GEAR				
8	クランクシャフト&ピストン	CRANKSHAFT & PISTON				
9	L Oシステム	LUB. OIL SYSTEM				
10	CWシステム	COOLING WATER SYSTEM				
11	F Oフンシャポンプ	FUEL INJECTION PUMP				
12	ガバナ	GOVERNOR				
13	ガバナ	GOVERNOR				
14	F Oフンシャベン	FULE INJECTION VALVE				
15	F Oパイプ	FUEL LINE				
16	キカンテイシソウチ	ENGINE STOP DEVICE				
17	スターティングモータ	STARTING MOTOR				
18	ジェネレータ	GENERATOR				
19	パッキンセット	GASKET SET				

INDEX

Item	PARTS NO.	Description	Q'ty	I	R	Remarks
1		CYLINDER BLOCK				
2		GEAR HOUSING				
3		FLYWHEEL HOUSING & OIL SUMP				
4		CYLINDER HEAD & BONNET				
5		SUCTION MANIFOLD & AIR CLEANER				
6		EXHAUST MANIFOLD & SILENCER				
7		CAMSHAFT & DRIVING GEAR				
8		CRANKSHAFT & PISTON				
9		LUB. OIL SYSTEM				
10		COOLING WATER SYSTEM				
11		FUEL INJECTION PUMP				
12		GOVERNOR				
13		GOVERNOR				
14		FUEL INJECTION VALVE				
15		FUEL LINE				
16		ENGINE STOP DEVICE				
17		STARTING MOTOR				
18		GENERATOR				
19		GASKET SET				

Y00D5910
3TNE84-TBZ/TBY

1 シリンダブロック
1 CYLINDER BLOCK

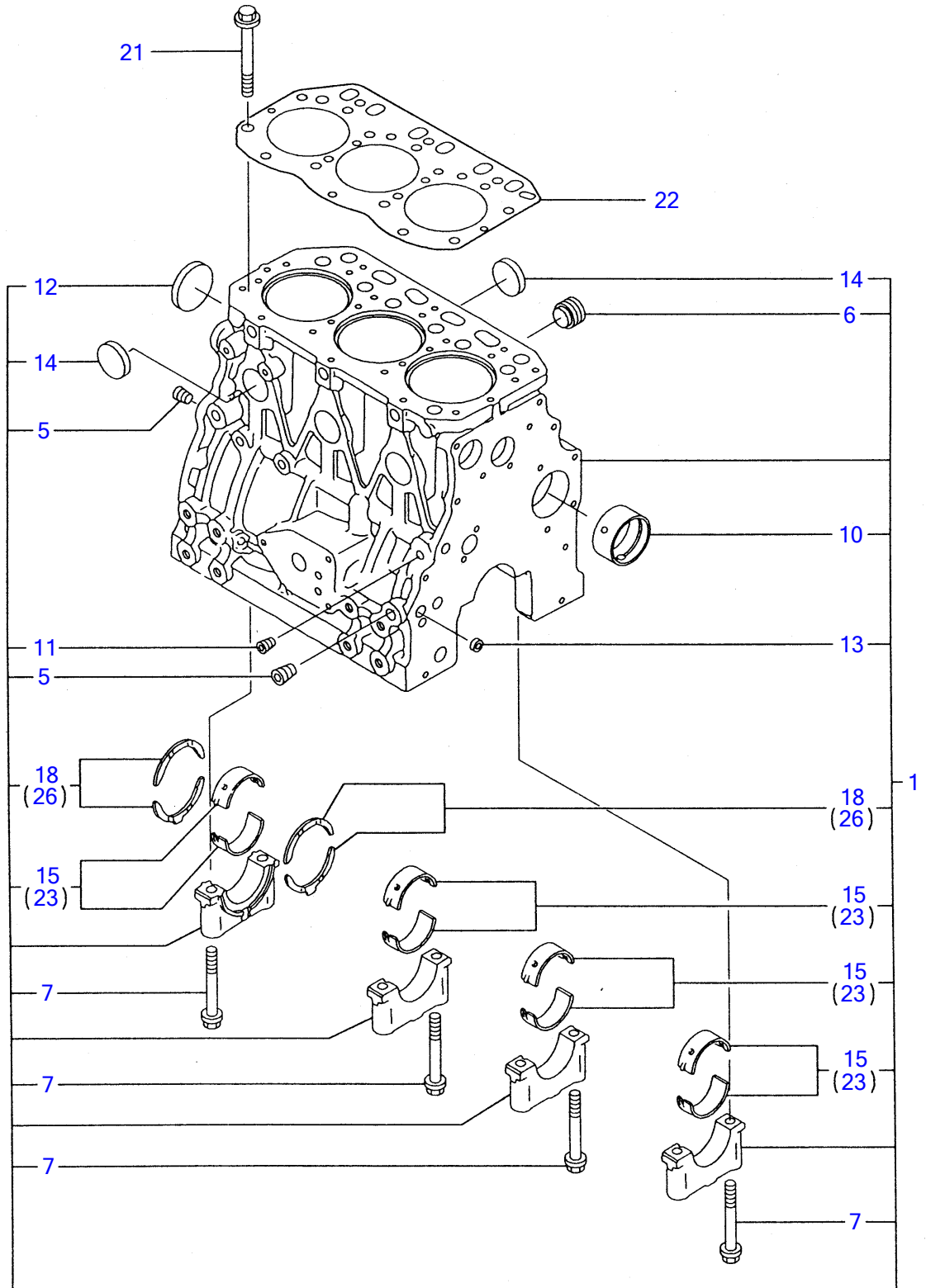


FIG 1 CYLINDER BLOCK

Item	PARTS NO.	Description	Q'ty	I	R	Remarks
1	Y729002-01560	BLOCK ASSY. CYLINDER	1			
5	Y124160-01910	• PLUG PT1/4	3			
6	Y171051-01921	• PLUG	1			
7	Y129150-02020	• BOLT, METAL CAP	8			
10	Y129795-02411	• BUSH, CAMSHAFT	1			
11	Y23871-010000	• PLUG PT1/8,SCREW	1			
12	Y27231-500000	• PLUG 50	1			
13	Y27241-120000	• PLUG 12	2			
14	Y27241-300000	• PLUG 30	6			
15	Y129001-02800	• MAIN BEARING	4			
18	Y129150-02930	• METAL, THRUST	2			
21	Y129150-01200	STUD, CYL. HEAD	14			
22	Y129002-01331	GASKET, CYL. HEAD	1			
23	Y129150-02870	MAIN METAL US=0.25	4			
26	Y129150-02940	METAL, THRUST OS=0.25	2			

Y00D5910
3TNE84-TBZ/TBY

2 ギヤケース
GEAR HOUSING

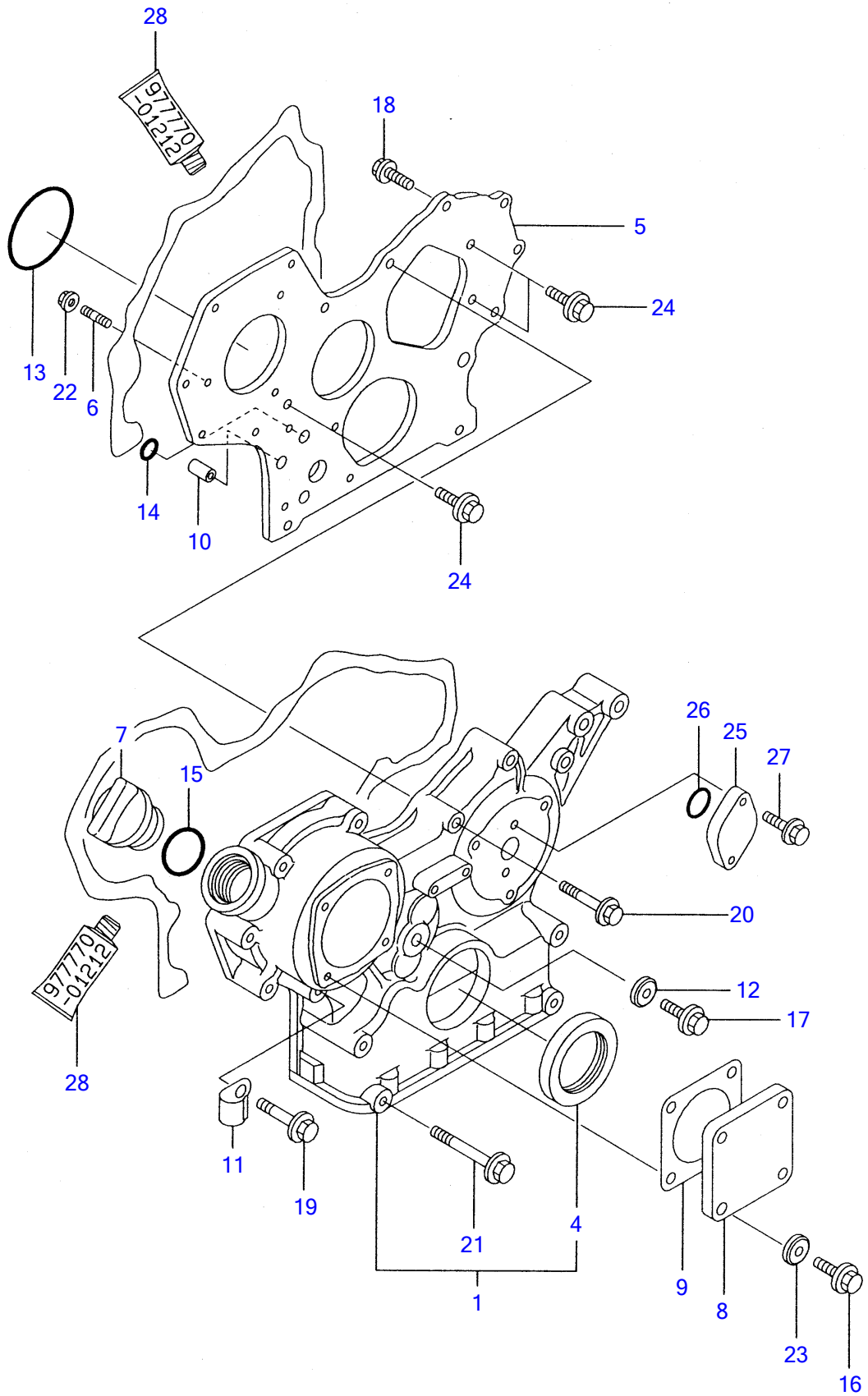


FIG 2 GEAR HOUSING

Item	PARTS NO.	Description	Q'ty	I	R	Remarks
1	Y719810-01500	HOUSING ASSY, GEAR	1			
4	Y129795-01800	• SEAL, OIL	1			
5	Y129400-01520	FLANGE, GEARS HOUSING	1			
6	Y121450-01560	STUD M 8X 22	3			
7	Y124160-01751	CAP, LUB.OIL SUPPLY	1			
8	Y124240-01871	COVER, HO-P	1			
9	Y124240-01883	GASKET, (NON-ASB.)	1			
10	Y129795-01950	PIPE, KNOCK L=18	2			
11	Y129150-03100	RETAINER	1			
12	Y22190-080002	SEAL WASHER 8S	1			
13	Y121850-51960	O-RING, F.I. PUMP	1			
14	Y24311-000160	O-RING 1A P-16.0	2			
15	Y24311-000320	O-RING 1A P-32.0	1			
16	Y26106-080122	BOLT M 8X 12 PLATED	4			
17	Y26106-080162	BOLT M 8X 16 PLATED	1			
18	Y26106-080202	BOLT M 8X 20 PLATED	2			
19	Y26106-080452	BOLT M 8X 45 PLATED	6			
20	Y26106-080552	BOLT M 8X 55 PLATED	3			
21	Y26106-080852	BOLT M 8X 85 PLATED	4			
22	Y26366-080002	NUT M 8	3			
23	Y22190-080002	SEAL WASHER 8S	4			
24	Y26106-080162	BOLT M 8X 16 PLATED	3			
25	Y121023-01550	COVER, BLIND	1			
26	Y24341-000240	O-RING 1A 24.0	1			
27	Y26106-060122	BOLT M 6X 12 PLATED	2			
28	Y977770-01212	GASKET, LIQUID	1			

Y00D5910
3TNE84-TBZ/TBY

3 フライホイールハウジング & オイルパン
FLYWHEEL HOUSING & LUB.OIL SUMP

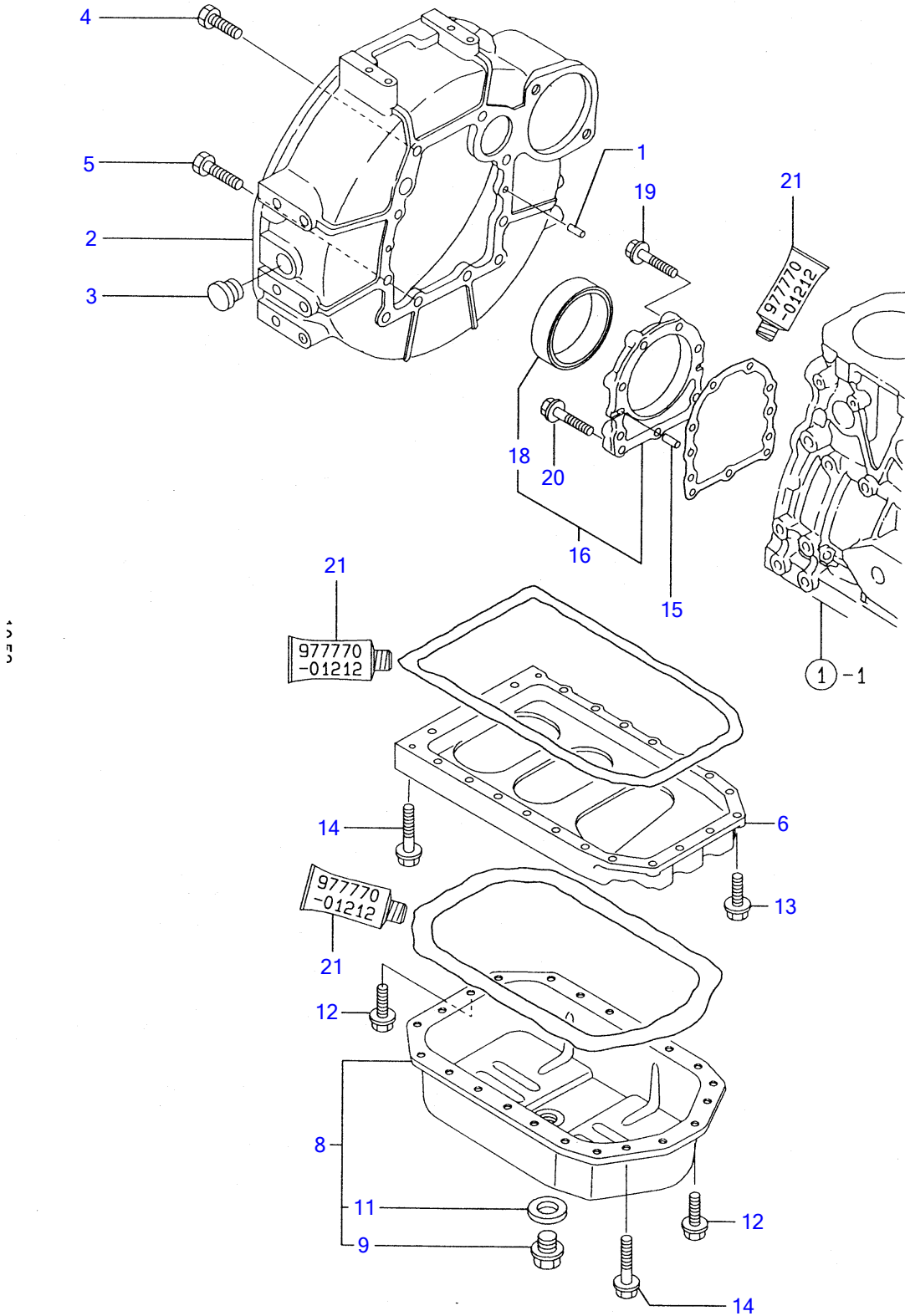


FIG 3 FLYWHEEL HOUSING & OIL SUMP

Item	PARTS NO.	Description	Q'ty	I	R	Remarks
1	Y129100-01580	PARALLEL PIN 8X16	2			
2	Y171301-01600	HOUSING, FLYWHEEL	1			
3	Y119620-01750	CAP, FLYWHEEL COVER	1			
4	Y26206-100252	BOLT M 10X25	6			
5	Y26206-100302	BOLT M 10X30	4			
6	Y129100-01730	SPACER, OIL SUMP	1			
8	Y729102-01540	SUMP ASSY, LUB. OIL	1			
9	Y119640-01640	• DRAIN PLUG M22	1			
11	Y22190-220002	• SEAL WASHER 22S	1			
12	Y26106-080162	BOLT M 8X 16 PLATED	4			
13	Y26106-080252	BOLT M 8X 25 PLATED	2			
14	Y26106-080452	BOLT M 8X 45 PLATED	20			
15	Y129100-01580	PARALLEL PIN 8X16	2			
16	Y129100-01640	CASE ASSY. OIL SEAL	1			
18	Y129795-01780	• SEAL OIL	1			
19	Y129486-01670	BLT M 8X30, COLLAR HD	6			
20	Y26106-080352	BOLT M 8X 35 PLATED	3			
21	Y977770-01212	GASKET, LIQUID	1			

Y00D5910
3TNE84-TBZ/TBY

4 シリンダヘッド & ボンネット
CYLINDER HEAD & BONNET

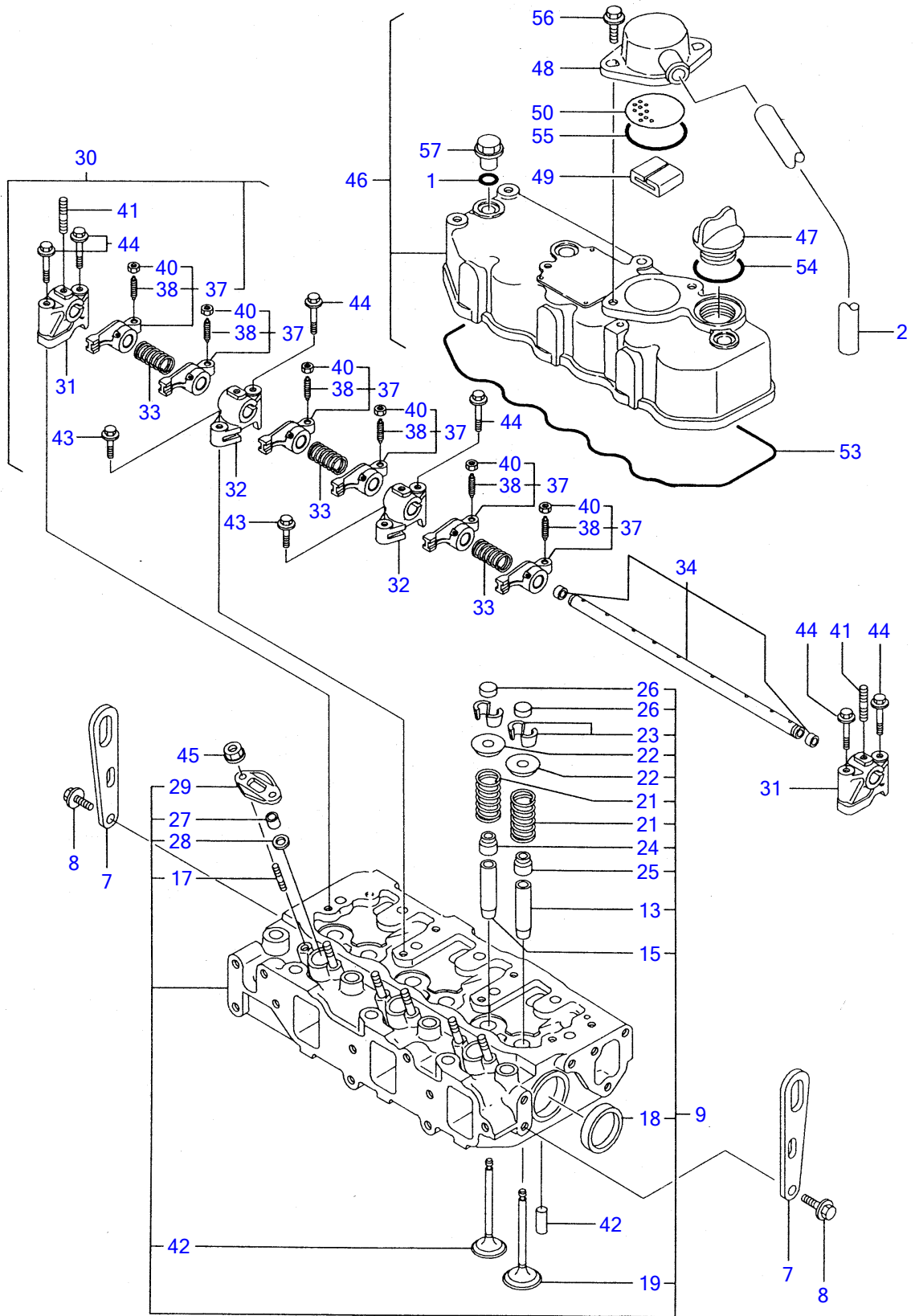


FIG 4 CYLINDER HEAD & BONNET

Item	PARTS NO.	Description	Q'ty	I	R	Remarks
1	Y24311-000120	O-RING 1A P 12.0	3			
2	Y23065-160800	PIPE	1			
7	Y124736-07900	LIFTER, ENGINE	2			
8	Y26106-080142	BOLT M 8X 14 PLATED	4			
9	Y129001-11700	HEAD ASSY, CYLINDER	1			
13	Y120130-11860	· GUIDE, VALVE	3			
15	Y129150-11810	· GUIDE, VALVE	3			
17	Y26216-060202	· STUD M 6X 20 PLATED	6			
18	Y27241-400000	· PLUG 40	2			
19	Y129100-11100	· VALVE, INTAKE	3			
20	Y129100-11110	· VALVE, EXHAUST	3			
21	Y129795-11120	· SPRING, VALVE	6			
22	Y129795-11180	· RETAINER, SPRING	6			
23	Y27310-080000	· COTTER 8	6			
24	Y121400-11340	· SEAL, VALVE STEM	3			
25	Y124460-11340	· SEAL, VALVE STEM	3			
26	Y129150-11370	· CAP, VALVE	6			
27	Y119625-11871	· PROTECTOR, NOZZLE	3			
28	Y119625-11880	· SEAT, NOZZLE	3			
29	Y119625-11900	· RETAINER	3			
30A	Y129155-11241	SHAFT ASSY, ROCKER	1			3TNE84-TBZ
30B	Y129100-11240	SHAFT ASSY, ROCKER	1			3TNE84-TBY
31	Y129155-11260	· SUPPORT, ROCKER ARM	2			
32	Y129155-11270	· SUPPORT, ROCKER ARM	2			
33	Y129150-11280	· SPRING	3			
34	Y129150-11290	· SHAFT, ROCKER ARM	1			
37A	Y729402-11650	· ARM ASSY, ROCKER	6			3TNE84-TBZ
37B	Y129100-11650	· ARM ASSY, ROCKER	6			3TNE84-TBY
38	Y129150-11230	· SCREW, VALVE	6			
40	Y129150-11750	· NUT M 8X P1.0	6			
41	Y26226-080182	· STUD M 8X 18 PLATED	3			
42	Y22351-060012	SPRING PIN 6X12	2			
43	Y26106-080252	BOLT M 8X 25 PLATED	2			
44	Y26106-080502	BOLT M 8X 50 PLATED	6			
45	Y26366-060002	NUT M 6	6			
46	Y129100-11350	BONNET ASSY	1			
47	Y124160-01751	· CAP, LUB.OIL SUPPLY	1			
48	Y129150-03020	· COVER, BREATHER	1			
49	Y129150-03070	· BAFFLE, BREACHER	1			
50	Y129150-03080	· PLATE, SHELTER	1			
53	Y129150-11310	· GASKET, BONNET	1			
54	Y24311-000320	· O-RING 1A P-32.0	1			
55	Y24341-000500	· O-RING 1A S-50.0	1			
56	Y26106-080162	· BOLT M 8X 16 PLATED	2			
57	Y124160-11360	KNOB	3			

Y00D5910
3TNE84-TBZ/TBY

5 キュウキマニホールド & エアクリーナ
SUCTION MANIFOLD & AIR CLEANER

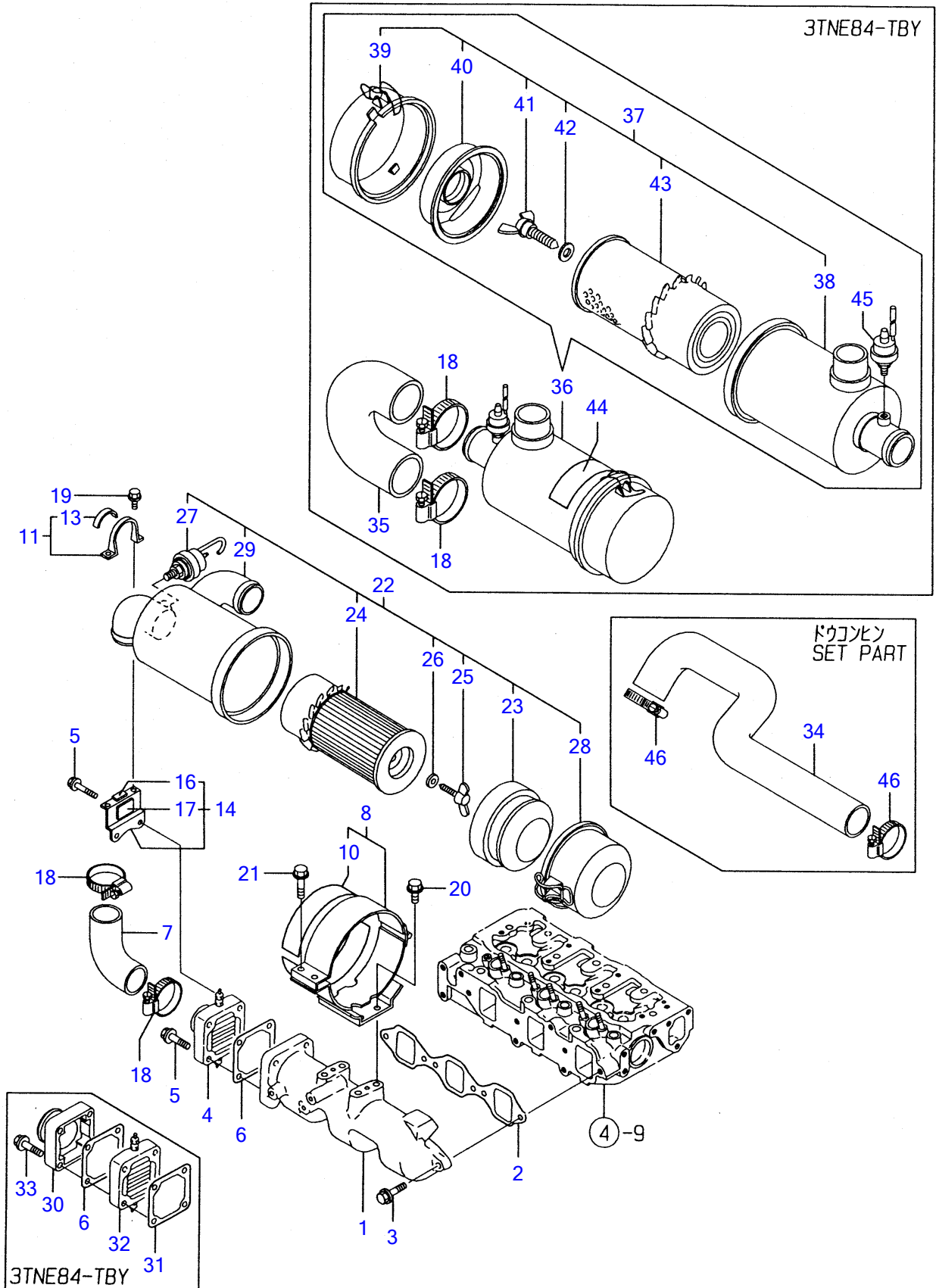


FIG 5 SUC.MANIFOLD & AIR CLEANER

Item	PARTS NO.	Description	Q'ty	I	R	Remarks
1	Y129122-12100	MANIFOLD, SUCTION	1			
2	Y129150-12111	GASKET, (NON-ASB.)	1			
3	Y26106-080252	BOLT M 8X 25 PLATED	4			
4	Y129120-77501	HEATER, AIR	1			
5	Y26106-080352	BOLT M 8X 35 PLATED	4			
6	Y129150-77511	GASKET, (NON-ASB.)	1			
7	Y119840-12210	PIPE, AIR INTAKE	1			
8	Y129132-12581	SUPPORT ASSY, CLEANER	1			
10	Y129132-12570	• SEAT, SUPPORT	2			
11	Y129132-12800	BAND	1			
13	Y129132-12860	• SHEET, RUBBER	1			
14	Y129132-12810	SUPPORT	1			
16	Y129132-12890	• SHEET, RUBBER	1			
17	Y129132-12900	• DAMPER	1			
18	Y23000-060000	CLAMP 60	2			
19	Y26106-060142	BOLT M 6X 14 PLATED	2			
20	Y26106-080142	BOLT M 8X 14 PLATED	4			
21	Y26106-080252	BOLT M 8X 25 PLATED	2			
22	Y129132-12520	CLEANER, AIR	1			
23	Y121120-12541	• RETAINER, ELEMENT	1			
24	Y121120-18901	• ELEMENT, STRAINER	1			
25	Y121120-12561	• BOLT, WING	1			
26	Y121120-12571	• SEAL WASHER	1			
27	Y129556-12570	• INDICATOR	1			
28	Y121120-12531	• PAN ASY, DUST	1			
29	YX762744064	• CASE ASSY	1			
30	Y171463-12581	JOINT, SUC.MANIFOLD	1			
31	Y129100-77510	GASKET, AIR HEATER	1			
32	Y129100-77500	HEATER, AIR	1			
33	Y26106-080552	BOLT M 8X 55 PLATED	4			
34	Y129132-122220	EXTEND PIPE (SUC	1			
35	Y119841-12210	SUCTION HOSE	1			
36	Y171064-12520	CLEANER ASYS, AIR	1			
37	Y129322-12510	• CLEANER, AIR	1			
38	Y129322-12520	• • BODY, AIR CLEANER	1			
39	Y129322-12530	• • PAN, DUST	1			
40	Y121120-12540	• • BAFFLE, AIR CLEANER	1			
41	Y121120-12560	• • WING BOLT	1			
42	Y22190-140003	• • SEAL WASHER 14	1			
43	Y121120-12900	• • ELEMENT, AIR CLEANER	1			
44	Y121258-12600	• LABEL, AIR CLEANER	1			
45	Y121262-12800	• INDICATOR	1			
46	Y23000-060000	CLAMP 60	3			

Y00D5910
3TNE84-TBZ/TBY

6 ハイキマニホールド & サイレンサ
EXHAUST MANIFOLD & SILENCER

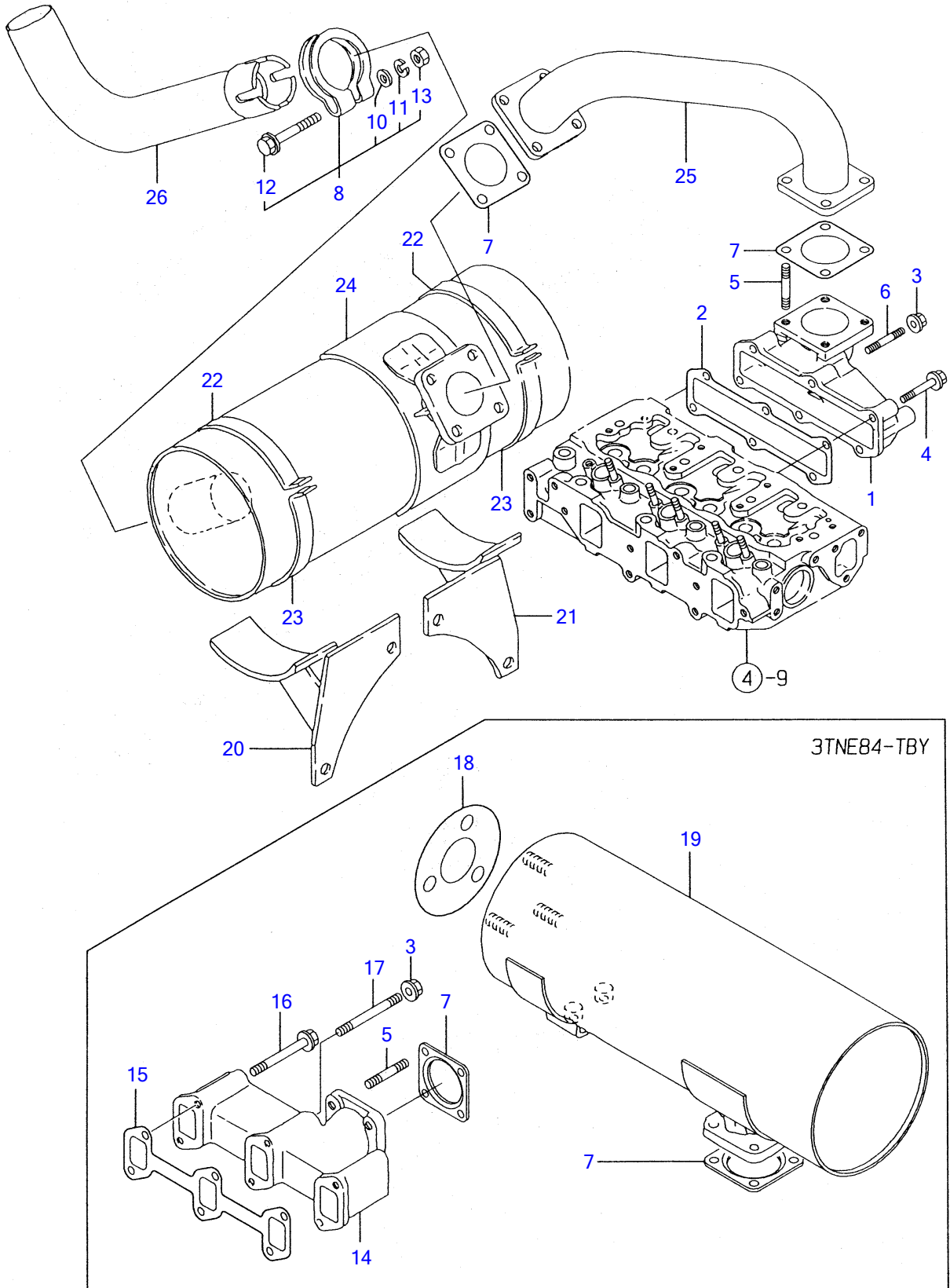


FIG 6 EXH.MANIFOLD & SILENCER

Item	PARTS NO.	Description	Q'ty	I	R	Remarks
1	Y129001-13100	MANIFOLD, EXHAUST	1			
2	Y129001-13110	GASKET, EXH.MANIFOLD	1			
3	Y194990-22050	NUT W/WASHER 8	2			
4	Y26106-080402	BOT M 8X 40 PLATED	4			
5	Y26216-080222	STUD M 8X 22 PLATED	4			
6	Y26216-080402	STUD M 8X 40 PLATED	2			
7	Y124701-11911	GASKET, (NON-ASB.)	2			
8	Y121120-13590	CLAMP	1			
10	Y22137-100000	• WASHER 10,POLISHED	1			
11	Y22217-100000	• SPRING WASHER 10	1			
12	Y26106-100652	• BOLT M 10X 65 PLATED	1			
13	Y26706-100002	• NUT M10	1			
14	Y129100-13110	MANIFOLD, EXHAUST	1			
15	Y129150-13110	GASKET, EXH.MANIFOLD	1			
16	Y26106-080802	BOLT M 8X 80 PLATED	4			
17	Y26216-080802	STUD M 8X 80 PLATED	2			
18	Y103954-13201	GASKET, SILENCER	1			
19	Y129131-13510	SILENCER	1			
20	Y129130-13650	SUPPORT (R)	1			
21	Y129130-13660	SUPPORT (L)	1			
22	Y129111-13670	BAND (UPPER)	2			
23	Y129111-13680	BAND (LOWER)	2			
24	Y129132-13500	SILENCER	1			
25	Y129132-13160	ESH.CONNECT.PIPE	1			
26	Y129132-13170	EXTENSION, EXH.	1			

Y00D5910
3TNE84-TBZ/TBY

7 カムシャフト & クドウギヤ
CAMSHAFT & DRIVING GEAR

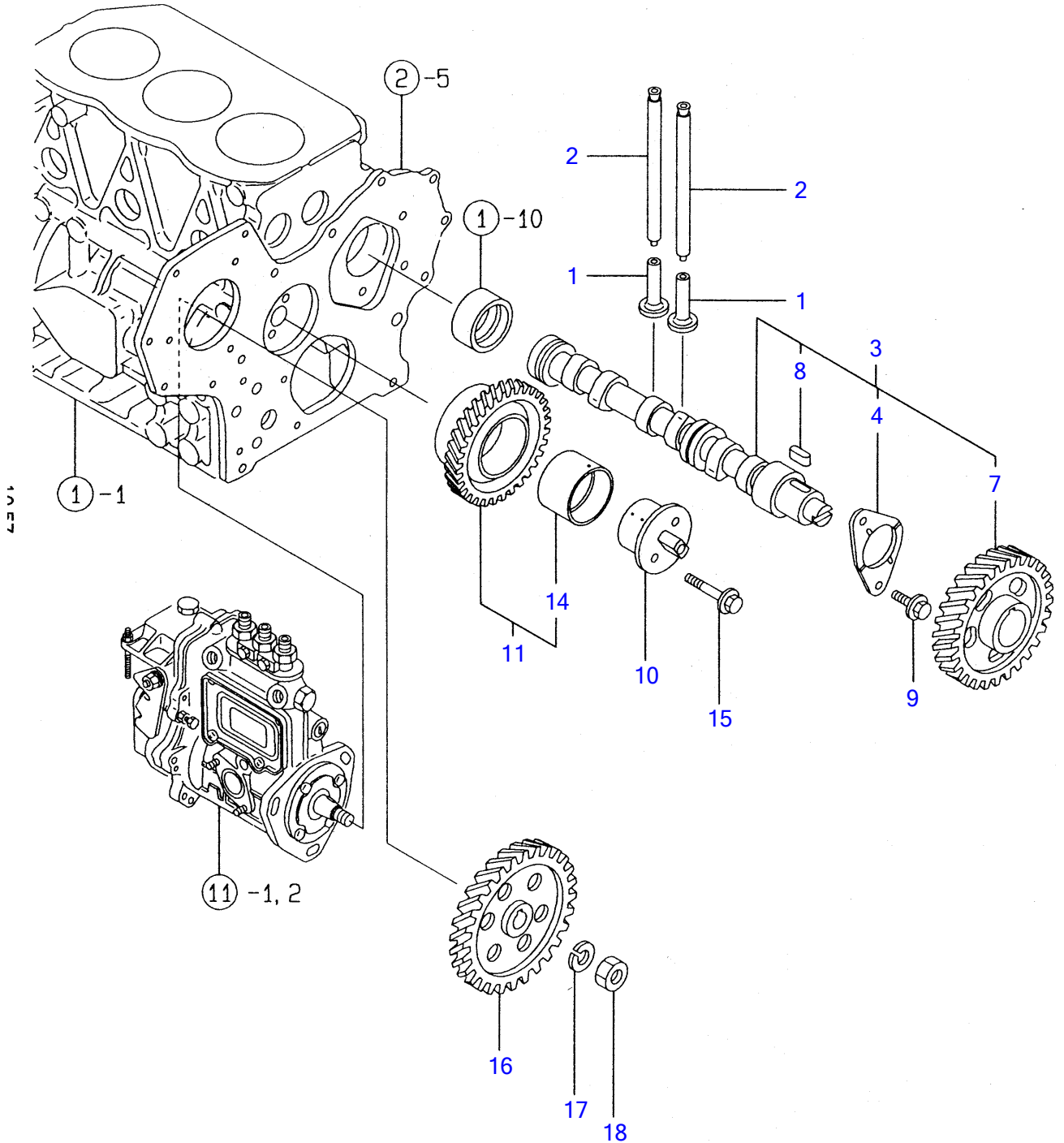


FIG 7 CAMSHAFT & DRIVING GEAR

Item	PARTS NO.	Description	Q'ty	I	R	Remarks
1	Y129150-14200	TAPPET	6			
2	Y129150-14400	ROD, PUSH	6			
3	Y129129-14580	CAMSHAFT ASSY	1			
4	Y129150-02450	· METAL, THRUST	1			
7	Y129150-14101	· GEAR, CAMSHAFT	1			
8	Y22512-070140	· KEY 7X 14	1			
9	Y26106-080142	BOLT M 8X 14 PLATED	2			
10	Y129100-25061	SHAFT, IDLE GEAR	1			
11	Y129150-25101	GEAR W/BUSH	1			
14	Y129150-25920	· BUSH, IDLE GEAR	1			
15	Y26106-080452	BOLT M 8X 45 PLATED	2			
16	Y129150-25900	GEAR, FUEL INJ. PUMP	1			
17	Y22217-120000	WASHER 12,SPRING	1			
18	Y26716-120002	NUT M12	1			

Y00D5910
3TNE84-TBZ/TBY

クランクシャフト & ピストン
CRANKSHAFT & PISTON

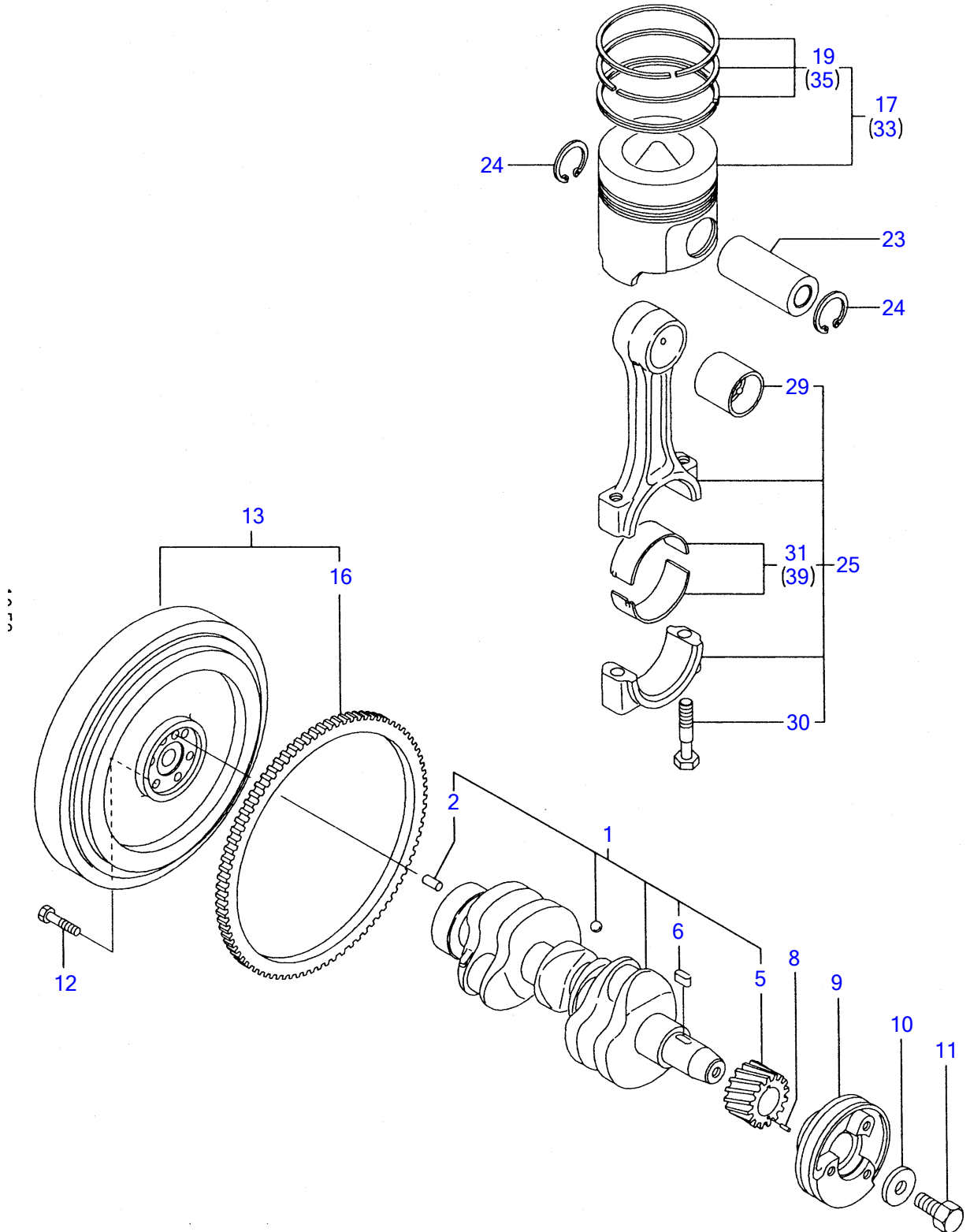


FIG 8 CRANKSHAFT & PISTON

Item	PARTS NO.	Description	Q'ty	I	R	Remarks
1	Y129001-21000	CRANKSHAFT ASSY	1			
2	Y129100-01580	• PARALLEL PIN 8X16	1			
5	Y129150-21200	• GEAR, CRANKSHAFT	1			
6	Y22512-070140	• KEY 7X 14	1			
8	Y22351-040010	SPRING PIN 4X10	1			
9	Y171340-21650	V-PULLEY, CRANKSHAFT	1			
10	Y129795-21661	WASHER	1			
11	Y121850-21680	BOLT, V-PULLEY	1			
12	Y121111-21501	BOLT, FLYWHEEL	6			
13	Y129128-21590	FLYWHEEL W/RING GEAR	1			
16	Y119865-21600	• GEAR, RING	1			
17	Y129002-22081	PISTON W/RINGS	3			
19	Y129002-22500	• RING SET, PISTON	3			
23	Y129202-22300	PIN, PISTON	3			
24	Y22252-000260	CIRCLIP 26	6			
25	Y729402-23100	ROD ASYS, CONNECTING	3			
29	Y129100-23910	• BUSH, PISTON PIN	3			
30	Y121550-23200	• BOLT, CONNECTING ROD	6			
31	Y129150-23600	• BEARING, CRANKPIN	3			
33	Y129002-22901	PISTON W/RING 0.25OS	3			
35	Y129002-22950	• RING SET O.S=0.25	3			
39	Y129150-23610	METAL, PIN US=0.25	3			

Y00D5910
3TNE84-TBZ/TBY

9 **LOシステム**
LUB.OIL SYSTEM

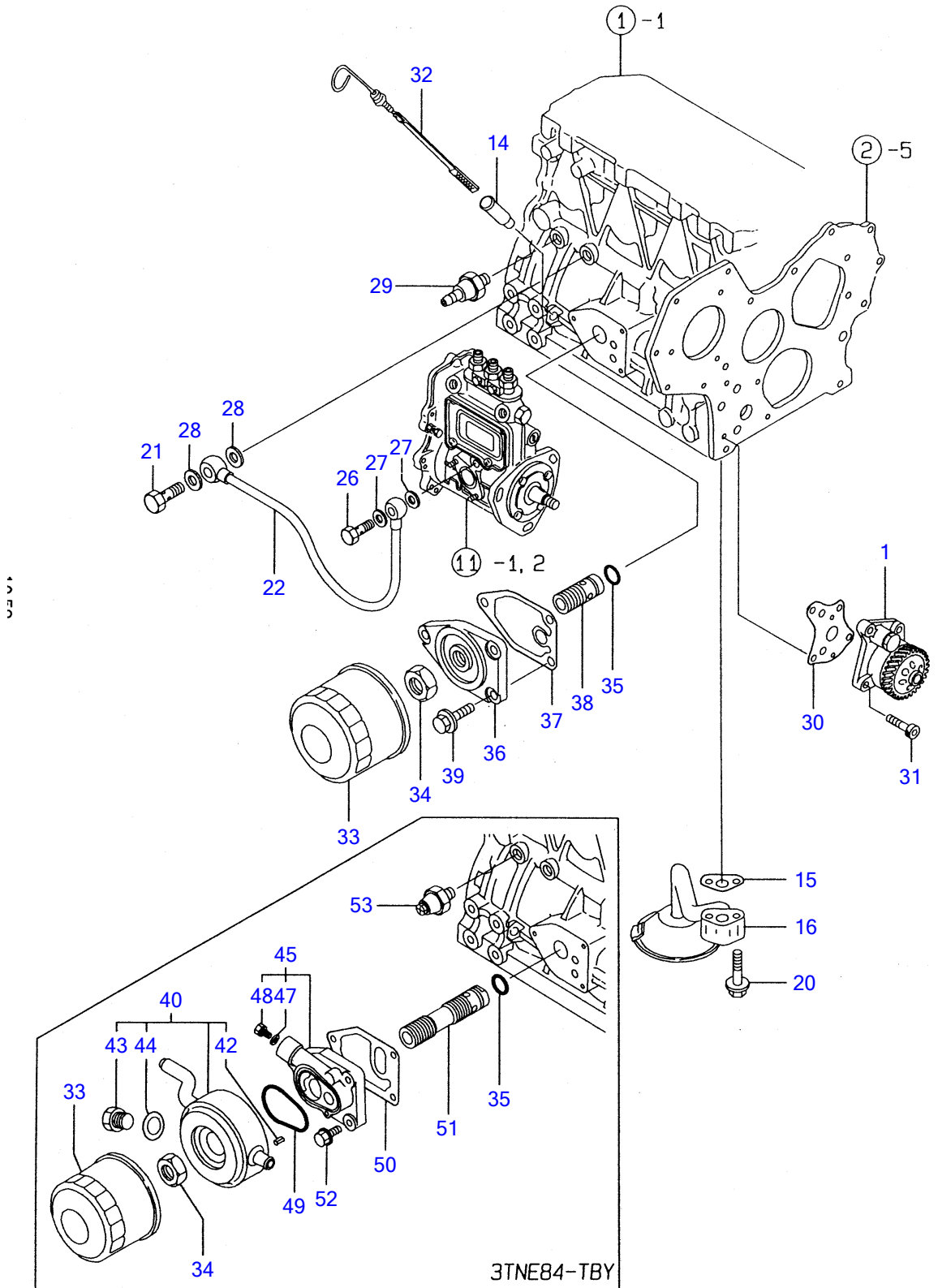


FIG 9 LUB.OIL SYSTEM

Item	PARTS NO.	Description	Q'ty	I	R	Remarks
1	Y129001-32001	PUMP ASSY, LUB. OIL	1			
14	Y121520-34810	GUIDE, DIPSTICK	1			
15	Y129150-35041	GASKET, (NON-ASB.)	1			
16	Y129150-35091	PIPE ASSY, OIL INLET	1			
20	Y26106-080352	BOLT M 8X 35 PLATED	2			
21	Y124160-39140	BOLT 10, PIPE JOINT	1			
22	Y129150-39450	PIPE ASSY, LUB. OIL	1			
26	Y124550-59820	BOLT 8, PIPE JOINT	1			
27	Y23414-080000	GASKET 8, ROUND	2			
28	Y23414-100000	GASKET 10, ROUND	2			
29	Y124160-39451	SWITCH, OIL PRESSURE	1			
30	Y129150-32020	GASKET, L.O. PUMP	1			
31	Y26450-060252	BOLT M 6X 25	4			
32A	Y171420-34800	DIPSTICK	1			
32B	Y129403-34800	DIPSTICK, LUB. OIL	1			
33	Y129150-35151	FILTER 80 X 80L	1			
34	Y129150-35350	NUT	1			
35	Y24311-000160	O-RING 1A P-16.0	1			
36	Y129150-35101	BRACKET, STRAINER	1			
37	Y129150-35111	GASKET, (NON-ASB.)	1			
38	Y129001-35300	BOLT, LUB.O. STRAINER	1			
39	Y26106-080202	BOLT M 8X 20 PLATED	3			
40	Y129012-33000	COOLER ASSY, LUB OIL	1			
42	Y129120-33040	• SPRING PIN	2			
43	Y129120-33051	• PLUG, DRAIN	1			
44	Y129120-3060	• GASKET, COOLER DRAIN	1			
45	Y129120-35001	BRACKER ASSY COOLER	1			
47	Y23414-100000	• GASKET 10, ROUND	1			
48	Y23881-100002	• PLUG 10	1			
49	Y129120-35110	GASKET 80	1			
50	Y129120-35121	GASKET, (NON-ASB.)	1			
51	Y129407-35300	STUD, LUB.OIL FILTER	1			
52	Y26106-080252	BOLT M 8X 25 PLATED	3			
53	Y121252-39450	SENDER, OIL PRESSURE	1			

Y00D5910
3TNE84-TBZ/TBY

10 CWシステム
COOLING WATER SYSTEM

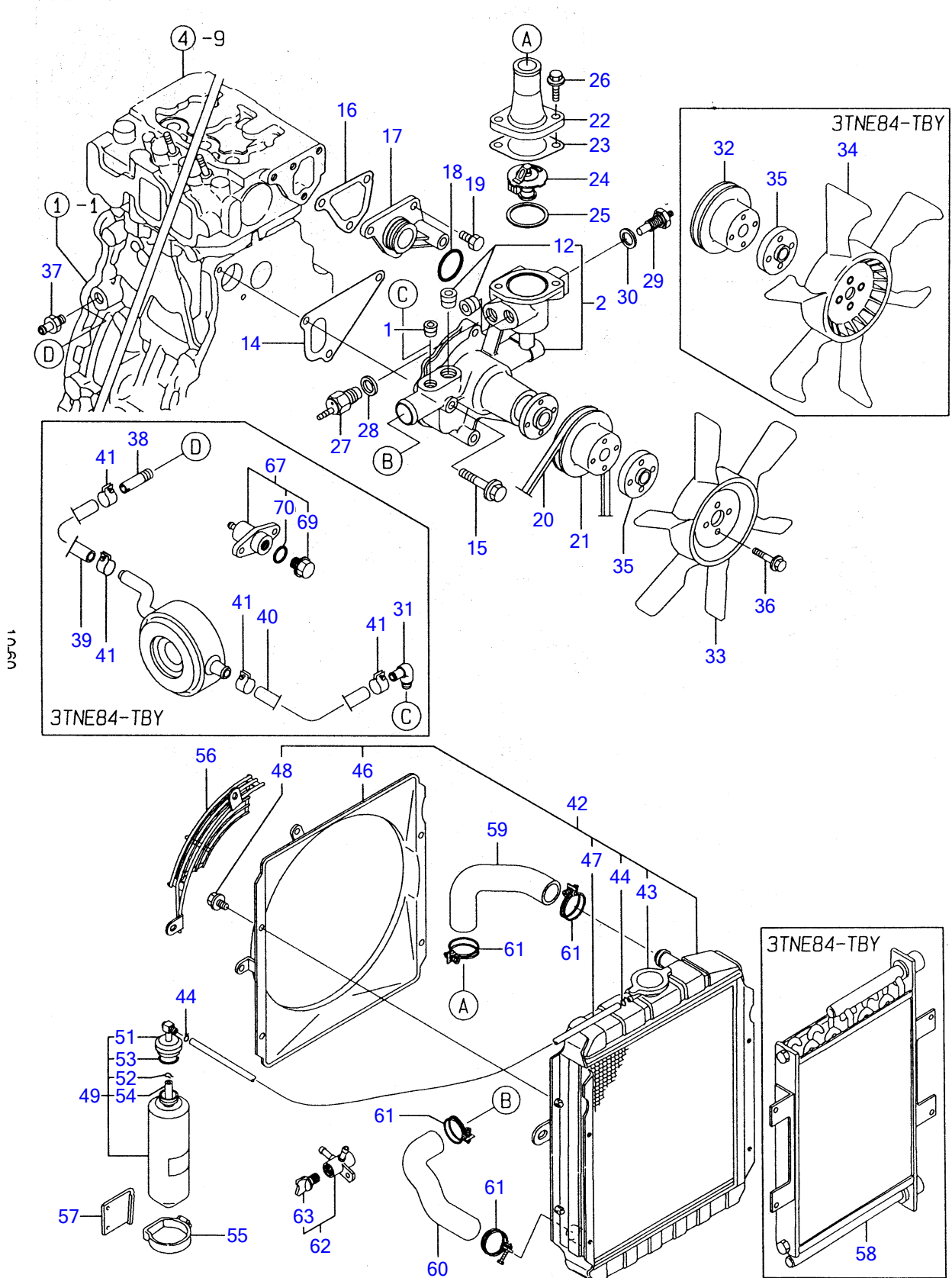


FIG 10 COOLING WATER SYSTEM

Item	PARTS NO.	Description	Q'ty	I	R	Remarks
1	Y121850-11860	PLUG PT1/4	1			
2	Y129001-42002	PUMP ASSY. C.WATER	1			
12	Y23871-030000	· PLUG PT3/8, SCREW	2			
14	Y129100-42020	GASKET, C.W. PUMP	1			
15	Y26106-080602	BOLT M 8X 60 PLATED	3			
16	Y129100-49840	GASKET, THERMO. CASE	1			
17	Y129001-42040	JOINT	1			
18	Y24321-000300	O-RING G30	1			
19	Y26106-080162	BOLT M 8X 16 PLATED	3			
20	Y25132-003800	V-BELT (A-38)	1			
21	Y129403-42380	V-PULLEY (D=110)	1			
22	Y129350-49560	COVER, THERMOSTAT	1			
23	Y129795-49551	GASKET, (NON-ASB.)	1			
24	Y129155-49800	THERMOSTAT	1			
25	Y129150-49811	GASKET, (NON-ASB.)	1			
26	Y26106-080202	BOLT M 8X 20 PLATED	2			
27	Y121250-44901	SWITCH, THERMO (110 C	1			
28	Y124465-44950	GASKET 16	1			
29	Y171056-49351	SENER	1			
30	Y129150-49360	GASKET 10	1			
31	Y129103-49301	ELBOW PT 1/4	1			
32	Y129155-42350	V-PULLEY, C.W. PUMP	1			
33	Y121520-44740	FAN, COOLING	1			
34	Y129114-44740	FAN (D325	1			
35	Y124574-44761	SPACER	1			
36	Y26014-060302	BOLT W/WASHER 6X 30	4			
37	Y121550-49111	JOINT PT1/4	1			
38	Y129122-44480	JOING	1			
39	Y129120-49030	HOSE, CYL TO COOLER	1			
40	Y129403-49050	PIPE, COOLER-C.W. PUMP	1			
41	Y23000-022000	CLAMP 22	4			
42	Y129132-44500	RADIATOR	1			
43	Y123682-44210	· CAP	1			
44	Y121250-44590	· CLAMP	2			
46	Y129132-44520	· SHROUD	1			
47	Y129132-44530	· HOSE, C.WATER	1			
48	Y26014-080162	· BOLT M 8X 16	4			
49	Y171064-44510	SUB-TANK ASSY	1			
51	Y121450-44531	· CAP	1			
52	Y124450-44560	· CLAMP	1			
53	Y121470-44581	· GASKET	1			
54	Y23065-070225	· PIPE 7X 225	1			
55	Y124450-44550	CLAMP, SUB-TANK	1			
56	Y129132-44590	NET, WIRE	1			
57	Y121256-44600	BRACKER, SUB-TANK	1			
58	Y129132-44901	COOLER ASSY LUB. OIL	1			
59	Y119860-49010	PIPE (A) C. WATER	1			
60	Y119860-49020	PIPE (B) C. WATER	1			
61	Y23010-038000	CLAMP 38	4			
62	Y129150-49100	COCK ASSY, 3-WAY	1			
63	Y129150-49080	· COCK DRAIN	1			
67	Y721521-49100	COCK ASSY	1			
69	Y121250-49121	· O-RING 1A P-16.0	1			
70	Y24311-000160	· O-RING 1A P-16.0	1			

FIG 11 FUEL INJECTION PUMP

Item	PARTS NO.	Description	Q'ty	I	R	Remarks
1	Y729213-51390	FUEL INJECTION PUMP	1			
2	Y729213-51380	FUEL INJECTION PUMP	1			
6	Y119810-51040	• CAMSHAFT	1			
8	Y129155-51050	• BALL BEARING, THRUST	1			
9	Y129155-51060	• CAM SHAFT SUPPORT	1			
10	Y122710-51090	• KEY	1			
11	Y129506-51100	• PLUNGER W/BARREL	3			
14	Y129155-51140	• PIN, BARREL LOCKING	3			
15	Y174307-51170	• RETAINER A	3			
16	Y129155-51180	• SPRING SHOE, PLUNGER	3			
17	Y124950-51190	• SPRING, PLUNGER	3			
18	Y129155-51200	• TAPPET ASSY	3			
25	Y129155-51270	• LOCKING, TAPPET	3			
26	Y129155-51280	• O-RING S6	3			
27	Y129505-51300	• VALVE W/SEAT, DELIVE.	3			
30	Y129155-51320	• SPRING, DELIV. VALVE	3			
31	Y129155-51340	• GUARD, DELIVERY VALVE	3			
32	Y124550-51350	• GASKET, DEILIVERY	3			
33	Y124550-51370	• O-RING, DELIVERY	3			
34	Y129155-51370	• STOPPER, VALVE	3			
35	Y129155-51380	• LOCKING (A)	2			
36	Y129155-51390	• LOCKING (B)	2			
37	Y129155-51400	• DEFLECTOR	1			
38	Y129155-51410	• CHECK BOLT, DEFLECTOR	1			
39	Y129155-51420	• PLUG (M16)	1			
40	Y129155-51450	• SHIM SET, ADJUSTING	1			
45	Y129155-51500	• RACK, CONTROL	1			
46	Y129155-51521	• BUSH, RACK	1			
47	Y129155-51530	• SPACAER, AUX. SPRING	1			
48	Y129155-51540	• CIRCLIP	1			
49	Y129155-51550	• PINION, CONTROL	3			
50	Y122117-51560	• SCREW, PINION	3			
51	Y174307-51560	• PINION	3			
52	Y129155-51570	• PLUG (M12)	1			
53	Y129155-51580	• O-RING	1			
54	Y129155-51591	• SPRING, RACK	1			
55	Y129155-51600	• SHIM PACK	3			
74	Y129155-51700	• COVER, LOWER	1			
75	Y129155-51710	• GASKET, LOWER COVER	1			
76	Y129155-51750	• COVER, SIDE	1			
77	Y129155-51760	• GASKET, SIDE COVER	1			
78	Y129155-51790	• LOCKING, RACK	1			
79	Y129156-51910	• LABEL, CAUTION	1			
80	Y129155-51930	• SPACER T=3.25	1			
81	Y129155-51940	• SPACER T=1.5	1			
82	Y22217-050000	• SPRING WASHER 5	2			
83	Y22217-060000	• SPRING WASHER 6	2			
84	Y22351-050010	• SPRING PIN 5X10	2			
85	Y24101-063034	• BALL BEARING	1			
86	Y24341-000160	• O-RING 1A S-16.0	1			
87	Y26022-050102	• SCREW M 5X10	8			
88	Y26022-060162	• SCREW M 6X16	4			
89	Y26116-050302	• BOLT M 5X30 PLATED	2			
90	Y26716-060002	• NUT M6	2			
91	Y22190-16002	• SEAL WASHER 16S	1			
92	Y129155-51020	• STUD, FEED PUMP	2			
95	Y129155-52050	• GASKET	1			
96	Y129100-52200	• COVER, BLIND	1			

Y00D5910
3TNE84-TBZ/TBY

12 かけ
GOVERNOR

3TNE84-TBZ

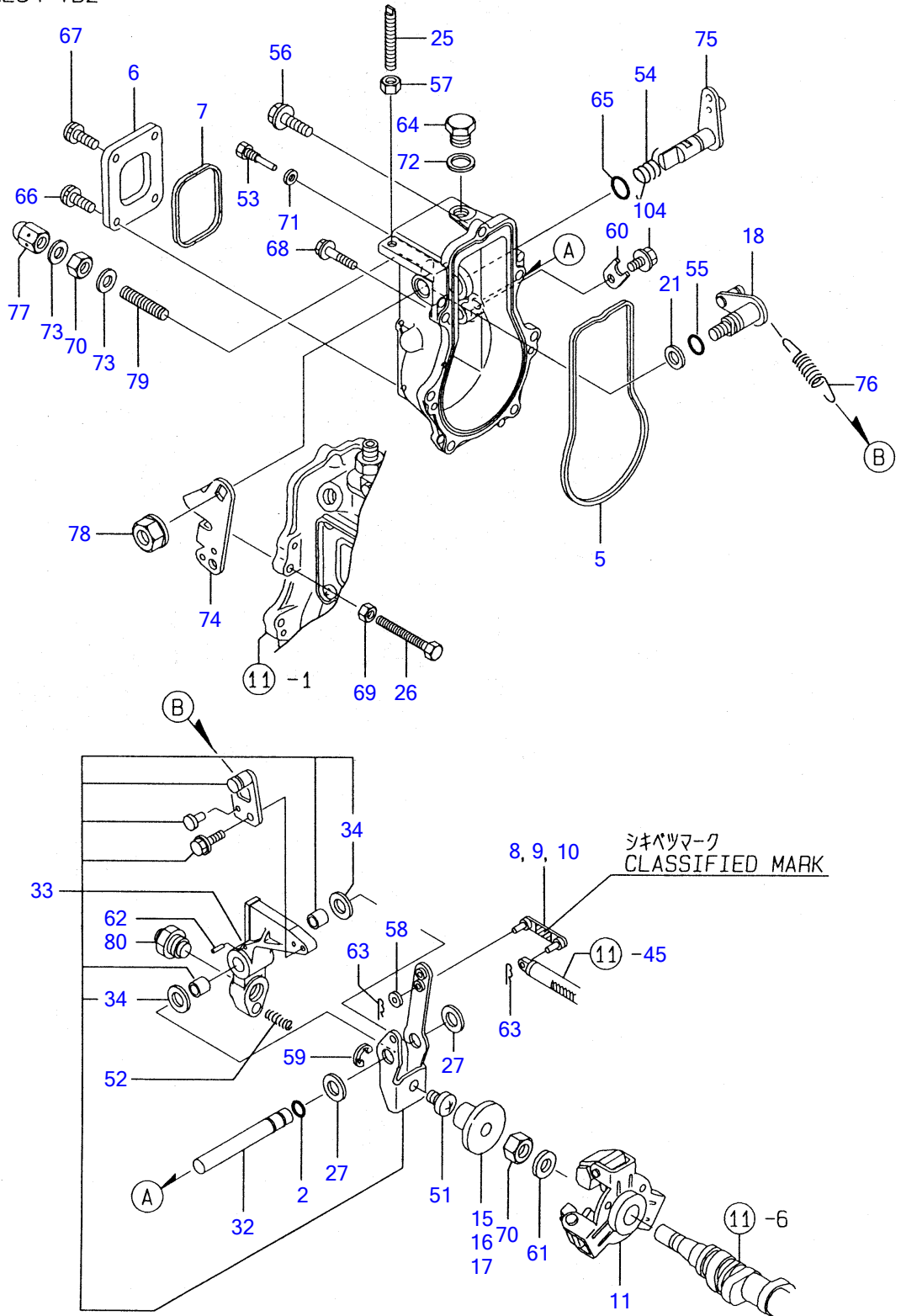


FIG 12 GOVERNOR

Item	PARTS NO.	Description	Q'ty	I	R	Remarks
2	Y129155-51280	O-RING S6	1			
5	Y129155-61050	GASKET, GOV. CASE	1			
6	Y129155-61060	COVER, GOVERNOR CASE	1			
7	Y129155-61070	GASKET, CASE COVER	1			
8	Y129155-61120	LINK L=30 (MARK 0)	1			
9	Y129155-61130	LINK L-31 (MARK 1)	1			
10	Y129155-61140	LINK L=30.5 (MARK 05)	1			
11	Y129155-61201	WEIGHT ASSY, GOV.	1			
15	Y129155-61341	SLEEVE	1			
16	Y129155-61350	SLEEVE	1			
17	Y129155-61360	SLEEVE	1			
18	Y129100-61400	SHAFT ASSY, CONTROL	1			
21	Y129155-61430	SPACER, SHAFT	1			
25	Y129155-61450	BOLT, REVOL. LIMIT	1			
26	Y129155-61460	BOLT, IDLE LIMIT	1			
27	Y129155-61480	SPACER ASSY	2			
32	Y129155-61380	SHAFT, GOV. LEVER	1			
33	Y129500-61501	LEVER ASSY, GOVERNOR	1			
34	Y174307-51700	· SHIM SET	2			
51	Y129155-61540	SHIFTER	1			
52	Y129100-61650	SPRING, FUEL CONTROL	1			
53	Y129155-61810	PIN, STOP LEVER	1			
54	Y129100-61821	SPRING, RETURN	1			
55	Y129155-61830	O-RING S10	1			
56	Y129155-61950	BOLT, WASHER BASED	1			
57	Y124550-66370	LOCK NUT M 6	1			
58	Y22117-040000	WASHER 4	1			
59	Y22272-000040	CIRCLIP E- 4	1			
60	Y119660-61901	RETAINER, SHAFT	1			
61	Y22287-120000	WASHER 12	1			
62	Y22351-030016	SPRING PIN 3X16	1			
63	Y22372-040000	SNAP PIN 4	2			
64	Y23887-100002	PLUG 10	1			
65	Y24311-240100	O-RING 1A P-10A	1			
66	Y26022-050102	SCREW M 5X 10	2			
67	Y26023-05102	SCREW M 5X 10	2			
68	Y26106-060202	BOLT M 6X 20 PLATED	6			
69	Y26756-060002	LOCK NUT M 6 PLATED	1			
70	Y26776-120002	LOCK NUT M12 PLATED	2			
71	Y22190-060002	SEAL WASHER 6S	2			
72	Y22190-100002	SEAL WASHER 10S	1			
73	Y22190-120002	SEAL WASHER 12S	2			
74	Y129100-61440	LEVER, CONTROL	1			
75	Y129255-618020	LEVER, STOP	1			
76	Y171353-61710	SPRING, GOVERNOR	1			
77	Y26687-120002	CAP NUT M12	1			
78	Y26366-080002	NUT M8	1			
79	Y129155-61470	BOLT, FUEL CONTROL	1			
80	Y171353-61550	ANGLEICH ASSY	1			
104	Y26106-060102	BOLT M 6X10 PLATED	1			

Y00D5910
3TNE84-TBZ/TBY

13 ガバネ
GOVERNOR

3TNE84-TBY

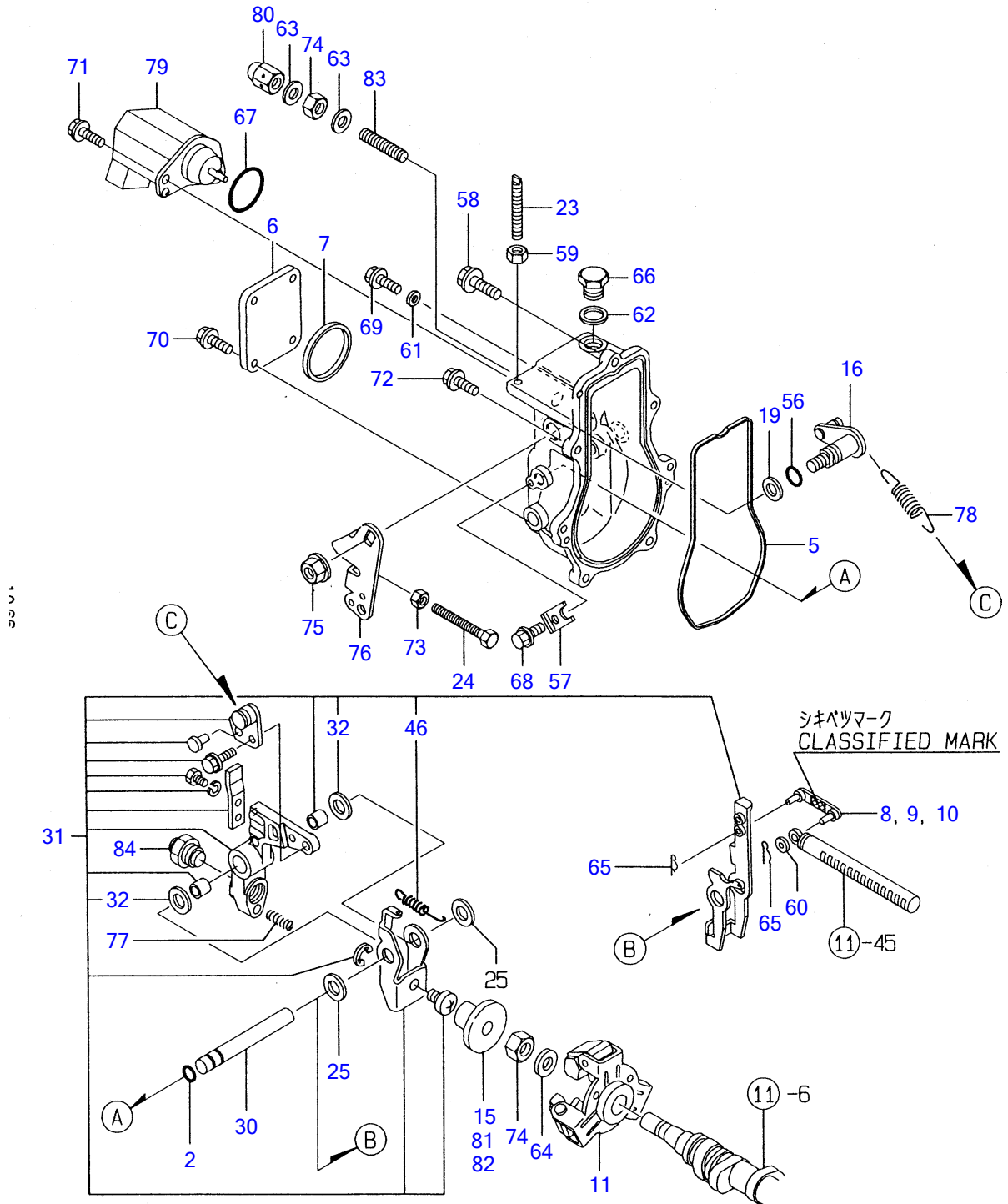


FIG 13 GOVERNOR

Item	PARTS NO.	Description	Q'ty	I	R	Remarks
2	Y129155-51280	O-RING S6	1			
5	Y129052-61050	PACKING	1			
6	Y129052-61060	COVER	1			
7	Y129052-61070	PACKING	1			
8	Y129155-61120	LINK L=30 (MARK 0	1			
9	Y129155-61130	LIN L=31 (MARK 1	1			
10	Y129155-61140	LINK L=3-.5 (MARK 05)	1			
11	Y129155-61201	WEIGHT ASSY, GOVERNOR	1			
15	Y129155-61341	SLEEVE	1			
16	Y129100-61400	SHAFT ASSY, CONTROL	1			
19	Y129155-61430	SPACER, SHAFT	1			
23	Y129155-61450	BOLT, REVOL. LIMIT	1			
24	Y129155-61460	BOLT, IDLE LIMIT	1			
25	Y129155-61480	SPACER ASSY	2			
30	Y129052-61390	SHAFT, GOV. LEVER	1			
31	Y129052-61500	LEVER ASSY, GOVERNOR	1			
32	Y174307-51700	· SHIM SET	2			
46	Y129052-61540	· SPRING	1			
56	Y129155-61830	O-RING S10	1			
57	Y119660-61901	RETAINER, SHAFT	1			
58	Y129155-61950	BOLT, WASHER BASED	1			
59	Y124550-66370	LOCK NUT M 6	1			
60	Y22117-040000	WASHER 4	1			
61	Y22190-060002	SEAL WASHER 6S	1			
62	Y22190-100002	SEAL WASHER 10S	1			
63	Y22190-120002	SEAL WASHER 12S	2			
64	Y22287-120000	WASHER 12	1			
65	Y22372-040000	SNAP PIN 4	2			
66	Y23887-100002	PLUG 10	1			
67	Y24341-000280	O-RING 1A S-28.0	1			
68	Y26106-060102	BOLT M 6X 10 PLATED	1			
69	Y26106-060102	BOLT M 6X 10 PLATED	1			
70	Y26106-060102	BOLT M 6X 10 PLATED	4			
71	Y26106-060142	BOLT M 6X 14 PLATED	2			
72	Y26106-060202	BOLT M 6X 20 PLATED	6			
73	Y26756-060002	LOCK NUT M 6 PLATED	1			
74	Y26776-120002	LOCK NUT M12 PLATED	2			
75	Y26366-080002	NUT M 8	1			
76	Y129100-61440	LEVER, CONTROL	1			
77	Y129100-61650	SPRING, FUEL CONTROL	1			
78	Y129489-61700	SPRING, GOVERNOR	1			
79	Y119285-77951	SOLENOID	1			
80	Y26687-120002	CAP NUT M12	1			
81	Y129155-61350	SLEEVE	1			
82	Y129155-31360	SLEEVE	1			
83	Y129155-61470	BOLT, FUEL CONTROL	1			
84	Y129132-61550	ANGLEICH ASSY	1			

Y00D5910
3TNE84-TBZ/TBY

14 FOフンシャベン FUEL INJECTION VALVE

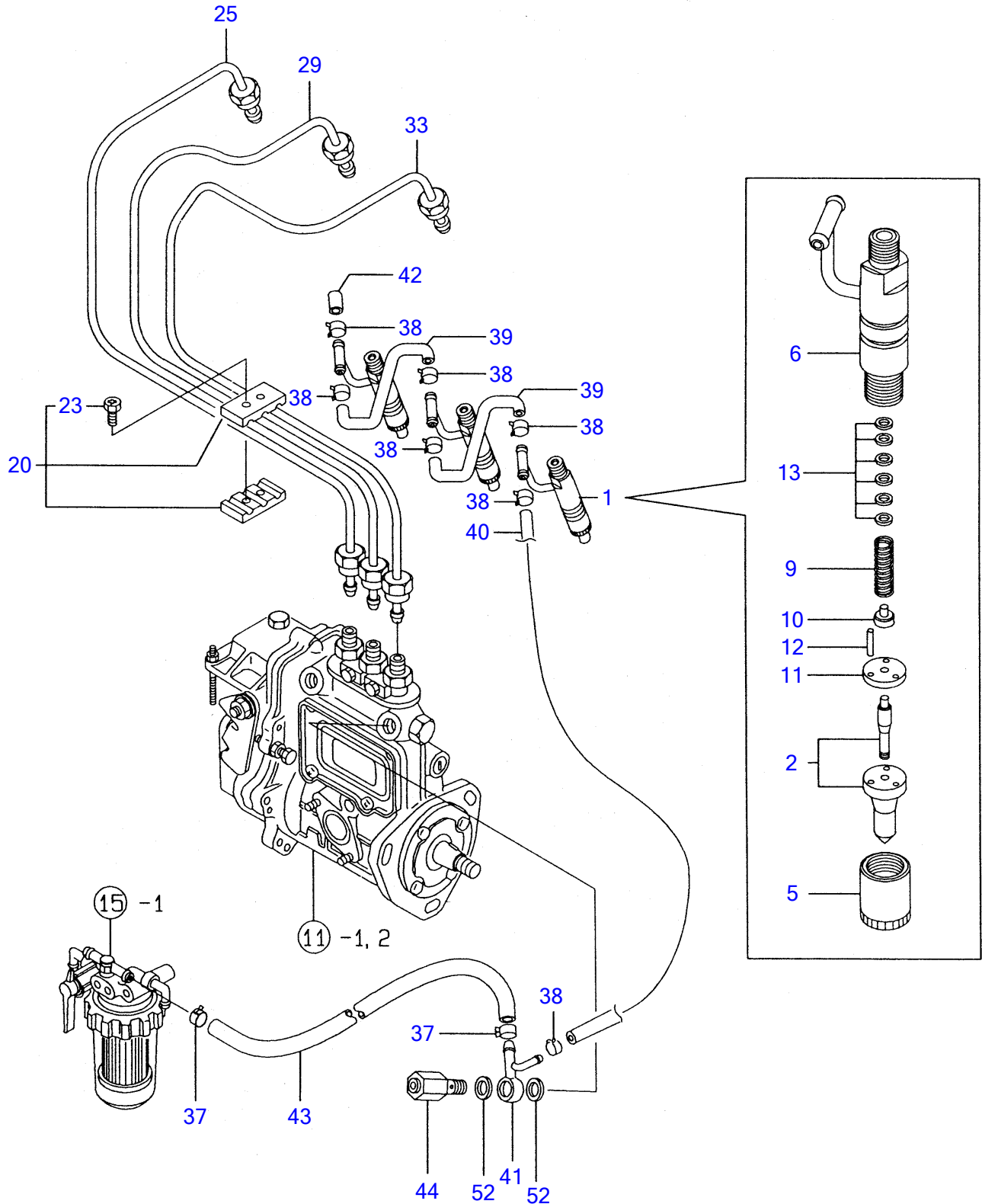


FIG 14 FUEL INJECTION VALVE

Item	PARTS NO.	Description	Q'ty	I	R	Remarks
1A	Y729503-53100	VALVE ASSY, F.INJECT	3			
1B	Y729102-53100	VALVE ASSY, F.INJECT	3			
2A	Y129503-53000	• NOZZLE ASSY, F.INJECT	3			
2B	Y129102-53000	• NOZZLE ASSY, F.INJECT	3			
5	Y114250-53080	• NUT, NOZZLE CASE	3			
6	Y129100-53100	• HOLDER ASSY, NOZZLE	3			
9	Y114250-53120	• SPRING, NOZZLE	3			
10	Y114250-53130	• SEAT, NOZZLE SPRING	3			
11	Y114250-53140	• PLATE, STOP	3			
12	Y114250-53210	• PIN	6			
13	Y114250-53400	• SHIM PACK	3			
20	Y129150-59120	RETAINER, INJ. PIPE	1			
23	Y129150-59131	• BOLT M4X14,HEX.SCKT.	2			
25	Y129100-59912	PIPE, FUEL INJECTION	1			
29	Y129100-59922	PIPE, FUEL INJECTION	1			
33	Y129100-59932	PIPE, FUEL INJECTION	1			
37	Y124766-59050	CLAMP 12	2			
38	Y124066-59100	CLAMP 8	7			
39	Y121250-59550	PIPE, FUEL	2			
40	Y119840-59560	PIPE, FUEL RETURN	1			
41	Y119840-26570	JOINT	1			
42	Y129150-59580	CAP	1			
43	Y129255-59580	PIPE, FUEL	1			
44	Y129100-59951	VALVE ASSY, CHECK	1			
52	Y23414-120000	GASKET 12, ROUND	2			

FIG 15 FUEL LINE

Item	PARTS NO.	Description	Q'ty	I	R	Remarks
1	Y129052-55620	STRAINER ASSY, FUEL	1			
2	Y104200-55321	• VALVE, TAPER	1			
3	Y104200-55330	• SPRING, TAPER VALVE	1			
4	Y104200-55750	• SCREW M 4	1			
5	Y24311-240100	• O-RING 1A P-10A	1			
6	Y129100-55670	• LEVER	1			
7	Y129100-55680	• CUP, STRAINER	1			
9	Y129100-55690	• RING, RETAINING	1			
10	Y24321-000650	• O-RING 1A G-65.0	1			
11	Y129100-55650	• ELEMENT, FUEL	1			
12	Y129100-55700	• SPRING	1			
13	Y24311-000160	• O-RIN 1A P-16.0	1			
14	Y26014-080702	BOLT W/WASHER M8X 70	1			
15	Y103854-39140	BOLT, PIPE JOINT	1			
16	Y101304-59020	JOINT 12, PIPE	1			
17	Y124766-59050	CLAMP 12	2			
18	Y22190-120002	SEAL WASHER 12S	2			
19	Y129555-59510	PIPE, FUEL	1			
20	Y119840-59601	BEND ASSY	1			
21	Y124766-59050	• CLAMP 12	2			
23	Y119840-59621	• JOINT	1			
24	Y129322-77401	FEED PUMP	1			
25	Y129335-55700	SEPARATOR, WATER	1			
26	Y104200-55321	• VALVE, TAPER	1			
27	Y104200-55330	• SPRING, TAPER VALVE	1			
28	Y104200-55341	• HANDLE, COCK	1			
29	Y124064-55510	• BOWL, FUEL STRAINER	1			
30	Y102103-55520	• O-RING	1			
31	Y110250-55610	• RING, RETAINING	1			
32	Y121257-55720	• SPRING, SCREEN	1			
33	Y121257-55731	• FLOAT	1			
35	Y101720-55750	• PLUG 6	2			
36	Y104200-55750	• SCREW M 4	1			
37	Y171081-55910	• SCREEN	1			
38	Y23418-060000	• GASKET 6, NYLON	2			
39	Y24311-240100	• O-RING 1A P-10A	1			

Y00D5910
3TNE84-TBZ/TBY

16 キカンテイシソウチ ENGINE STOP DEVICE

3TNE84-TBZ

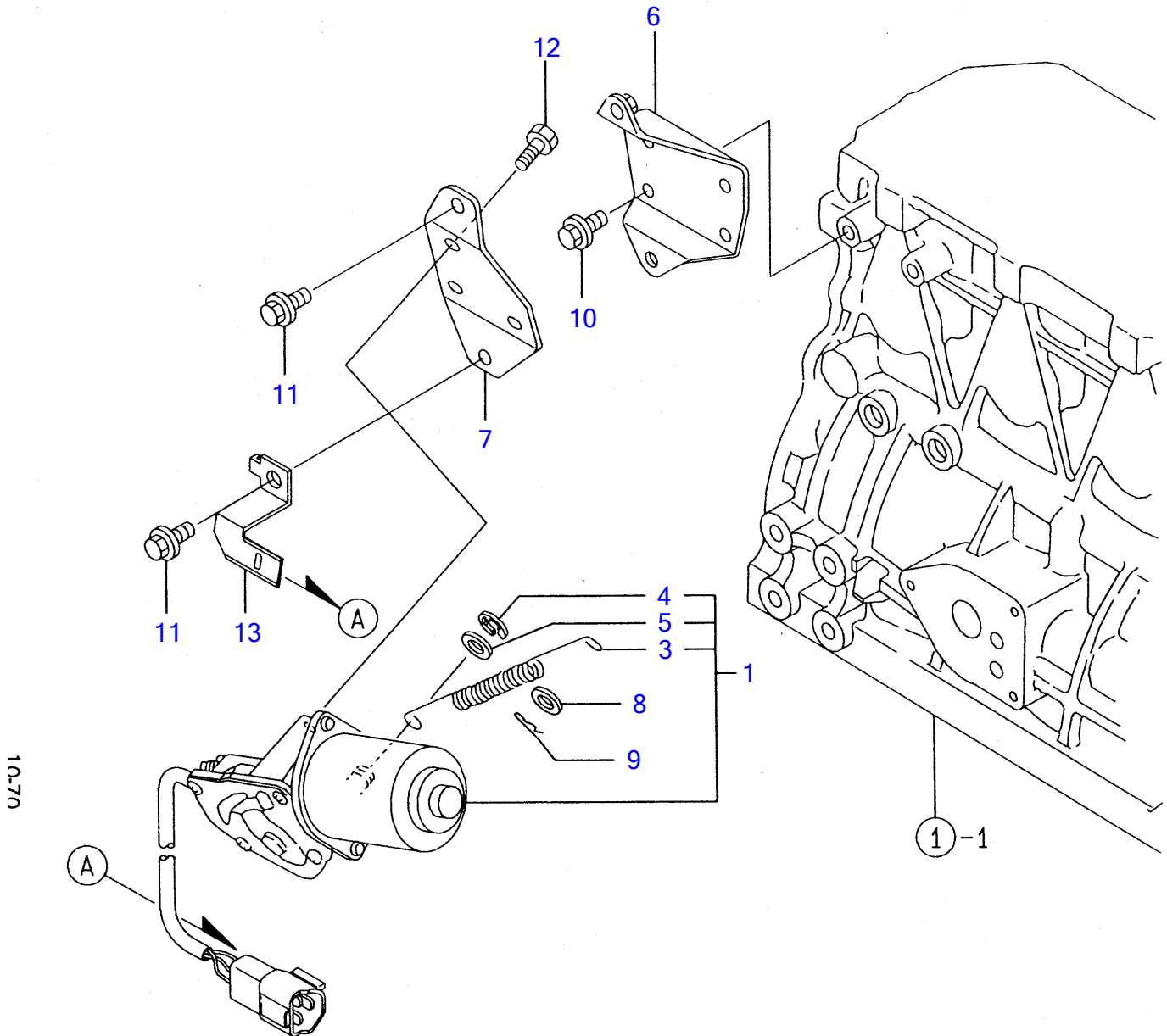


FIG 16 ENGINE STOP DEVICE

Item	PARTS NO.	Description	Q'ty	I	R	Remarks
1	Y129136-66800	MOTOR, ENGINE STOP	1			
3	Y129107-66830	· SPRING, STOP MOTOR	1			
4	Y129566-66880	· RING, SNAP	1			
5	Y129566-66890	· WASHER	1			
6	Y129107-66810	BRACKET(A),STP. MOTOR	1			
7	Y129107-66820	BRACKET(B),STP.MOTOR	1			
8	Y22117-080000	WASHER 8	1			
9	Y22360-080000	SNAP PIN 8	1			
10	Y26106-080122	BOLT M 8X 12 PLATED	2			
11	Y26106-080122	BOLT M 8X 12 PLATED	2			
12	Y26116-050102	BOLT M 5X 10 PLATED	3			
13	Y129136-66852	SUPPORT, COUPLER	1			

Y00D5910
3TNE84-TBZ/TBY

17 スタートイングモータ
STARTING MOTOR

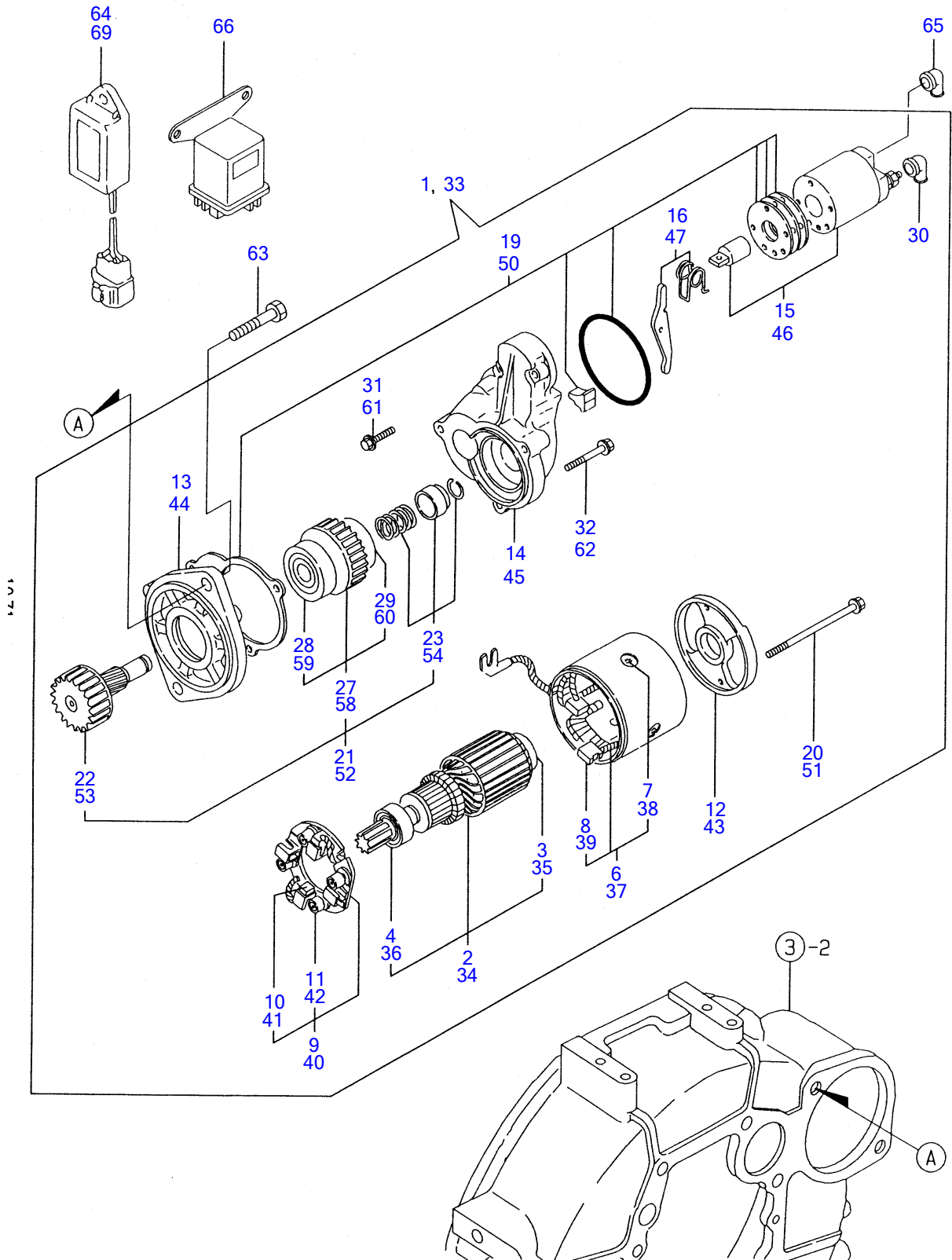


FIG 17 STARTING MOTOR

Item	PARTS NO.	Description	Q'ty	I	R	Remarks
1	Y171008-77010	STARTER	1			
2	Y171008-77400	· ARMATURE ASSY	1			
3	YX2130350900	· · BALL BEARING	1			
4	YX2114255110	· · BALL BEARING	1			
6	Y171008-77440	· COIL ASSY, FIELD	1			
7	Y171008-77450	· · SCREW POLE CORE SET	4			
8	Y171008-77460	· · BRUSH (+)	2			
9	Y171008-77470	· HOLDER ASSY, BRUSH	1			
10	Y171008-77480	· · BRUSH (-)	2			
11	Y171008-77490	· · SPRING, BRUSH	4			
12	Y171008-77500	· COVER, REAR	1			
13	Y171008-77510	· HOUSING ASSY, GEAR	1			
14	Y171008-77520	· HOUSING, CENTER	1			
15	YX2114T71010	· SWITCH ASSY MAGNETIC	1			
16	Y171008-77540	· LEVER SET, SHIFT	1			
19	Y171008-77571	· DUST COVER,(NON-ASB.	1			
20	Y171008-77640	· BOLT, THROUGH	2			
21	Y171008-77650	· PINION ASSY	1			
22	Y171008-77660	· · SHAFT, PINION	1			
23	Y171008-77670	· · STOPPER SET, PINION	1			
27	YX2114555500	· · CLUTCH ASSY	1			
28	YX2114955020	· · · BALL BEARING	1			
29	YX2240410100	· · · BALL BEARING	1			
30	Y171008-77750	· COVER, M TERMINAL	1			
31	Y26106-060322	· BOLT M 6X 32 PLATED	2			
32	Y26106-060402	· BOLT M 6X 40 PLATED	3			
33	Y129400-77011	STARTER	1			
34	Y129400-77400	· ARMATURE ASSY	1			
35	YX2130350900	· · BALL BEARING	1			
36	YX2114255110	· · BALL BEARING	1			
37	Y129400-77440	· COIL ASSY, FIELD	1			
38	Y171008-77450	· · SCREW, POLE CORE SET	4			
39	Y129400-77460	· · BRUSH (+)	2			
40	Y129400-77470	· HOLDER ASSY, BRUSH	1			
41	Y129400-77480	· · BRUSH (-)	2			
42	Y129400-77490	· · SPRING, BRUSH	4			
43	Y129400-77510	· COVER, REAR	1			
44	Y171008-77510	· HOUSING ASSY, GEAR	1			
45	Y129400-77520	· HOUSING, CENTER	1			
46	Y129400-77530	· SWITCH ASSY, MAGNETIC	1			
47	Y171008-77540	· LEVER SET, SHIFT	1			
50	Y129400-77570	· DUST COVER, (NON-ASB.	1			
51	Y129400-77640	· BOLT, THROUGH	2			
52	Y171008-77650	· PINION ASSY	1			
53	Y171008-77660	· · SHAFT, PINION	1			
54	Y171008-77670	· · STOPPER SET, PINION	1			
58	YX2114555500	· · CLUTCH ASSY	1			
59	YX2114955020	· · · BALL BEARING	1			
60	YX2240410100	· · · BALL BEARING	1			
61	Y26106-060322	· BOLT M 6X32 PLATED	2			
62	Y26106-060402	· BOLT M 6X40 PLATED	3			
63	Y26116-120252	BOLT M 12X25 PLATED	2			
64	Y129136-77100	RELAY, SAFETY	1			
65	Y124550-77030	COVER, TERMINAL	1			
66	Y119650-77910	RELAY, GLOW	1			
69	Y119632-77920	TIMER	1			

Y00D5910
3TNE84-TBZ/TBY

18 ジェネレータ
GENERATOR

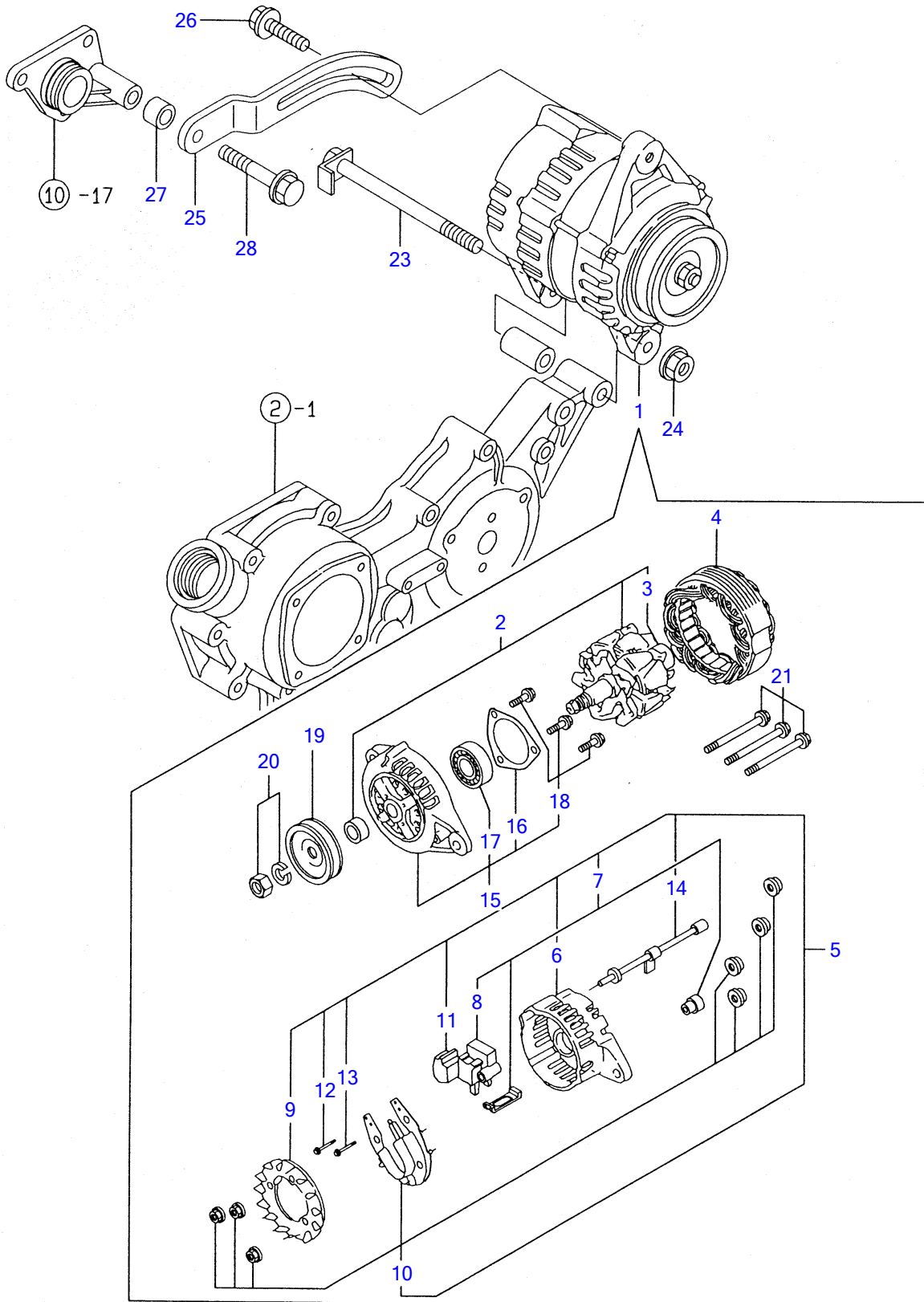


FIG 18 GENERATOR

Item	PARTS NO.	Description	Q'ty	I	R	Remarks
1	Y119836-77200	GENERATOR	1			
2	Y119836-77700	· ROTOR ASSY	1			
3	Y119836-77850	· · BALL BEARING	1			
4	Y119836-77710	· STARTER ASSY	1			
5	Y119836-77721	· COVER ASSY, REAR	1			
6	Y119836-77730	· · COVER, REAR	1			
7	Y119836-77741	· · BRUSH ASSY, REGULATOR	1			
8	Y119836-77750	· · · BRUSH ASSY	1			
9	Y119836-77760	· · GUIDE, FAN SIDE	1			
10	Y119836-77770	· · DIODE ASSY	1			
11	Y119836-77780	· · CONDENSER	1			
12	Y119836-77871	· · BOLT (1)	1			
13	y119836-77880	· · BOLT (2)	1			
14	y119836-77890	· · WIRE ASSY, LEAD	1			
15	Y119836-77790	· COVER ASSY, FRONT	1			
16	Y119836-77800	· · RETAINER, BEARING	1			
17	Y119836-77840	· · BALL BEARING	1			
18	Y119836-77860	· · SCREW KID	1			
19	Y119836-77810	· PULLEY	1			
20	Y119836-77820	· NUT ASSY, PULLEY	1			
21	Y119836-77830	· BOLT, THROUGH	1			
22	Y119820-77340	SPACER	1			
23	Y129136-77250	BOLT M 8X105	1			
24	Y26366-080002	NUT M 8	1			
25	Y129136-77350	ADJUSTER	1			
26	Y26014-060352	BOLT M 6X 35	1			
27	Y106500-44810	SPACER	1			
28	Y26106-080502	BOLT M 8X 50 PLATED	1			

Y0005910
3TNE84-TBZ/TBY

19 パッキンセット
GASKET SET

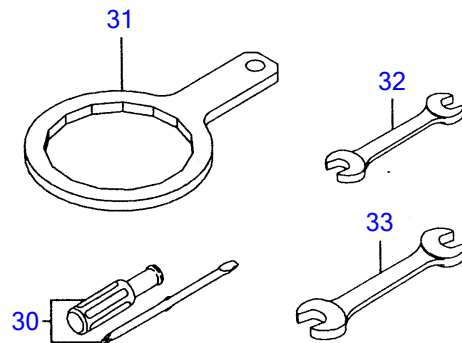
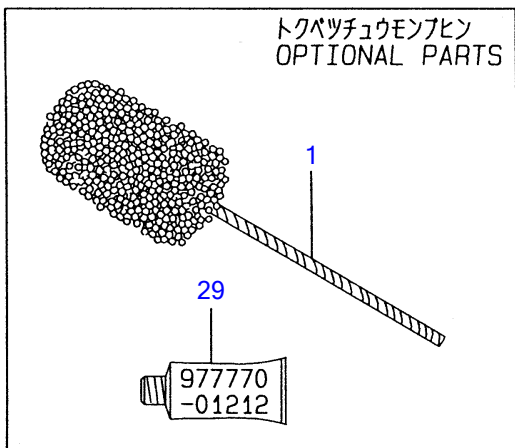
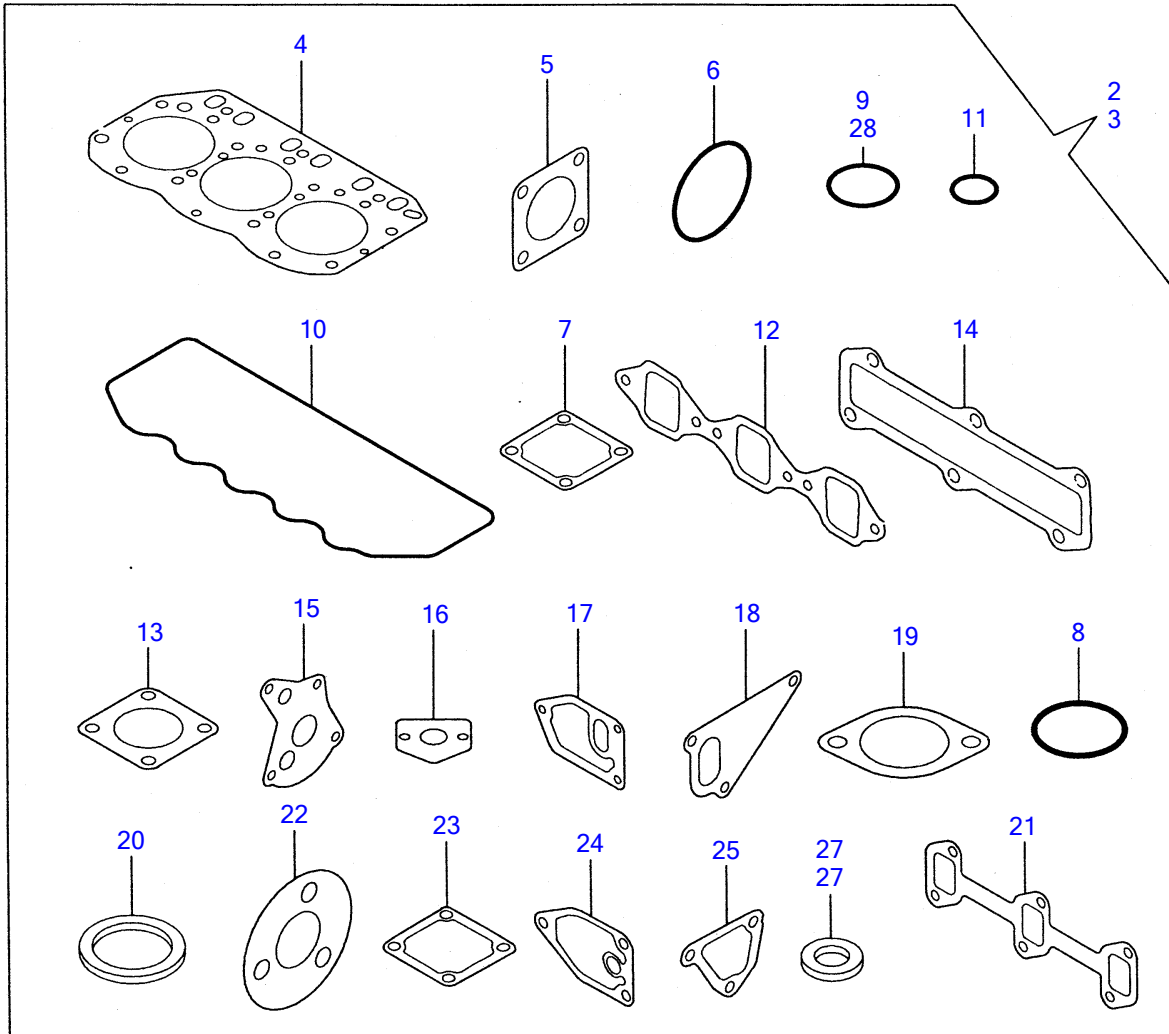


FIG 19 GASKET SET

Item	PARTS NO.	Description	Q'ty	I	R	Remarks
1	Y129400-92420	FLEX HORN	2			
2	Y729211-92610	GASKET SET	1			
3	Y729211-92600	GASKET SET	1			
4	Y129002-01331	• GASKET, CYL. HEAD	1			
5	Y124240-01883	• GASKET, (NON-ASB.)	1			
6	Y121850-51960	• O-RING, F.I. PUMP	1			
7	Y129150-77511	• GASKET, (NON-ASB.)	1			
8	Y24341-000500	• O-RING 1A S-50.0	1			
9	Y24311-000320	• O-RING 1A P-32.0	2			
10	Y129150-11310	• GASKET, BONNET	1			
11	Y24311-000120	• O-RING 1A P 12.0	3			
12	Y129150-12111	• GASKET, (NON-ASB.)	1			
13	Y124701-11911	• GASKET, (NON-ASB.)	2			
14	Y129001-13110	• GASKET, EXH.MANIFOLD	1			
15	Y129150-32020	• GASKET, L.O. PUMP	1			
16	Y129150-035041	• GASKET, (NON-ASB.)	1			
17	Y129120-35121	• GASKET, (NON-ASB.)	1			
18	Y129100-42020	• GASKET, C.W. PUMP	1			
19	Y129795-49551	• GASKET, (NON-ASB.)	1			
20	Y129150-49811	• GASKET, (NON-ASB.)	1			
21	Y129150-13110	• GASKET, EXH.MANIFOLD	1			
22	Y103954-13201	• GASKET, SILENCER	1			
23	Y129100-77510	• GASKET, AIR HEATER	1			
24	Y129150-35111	• GASKET, (NON-ASB.)	1			
25	Y129100-49840	• GASKET, THERMO. CASE	1			
26	Y124465-44950	• GASKET 16	1			
27	Y129150-49360	• GASKET 10	1			
28	Y24341-000240	• O-RING 1A S-24.0	1			
29	Y977770-01212	GASKET, LIQUID	1			
30	Y104200-92350	DRIVER, SCREW	1			
31	Y119640-92750	WRENCH, FILTER	1			
32	Y28110-100120	WRENCH 10X12	1			
33	Y28110-140170	WRENCH 14X17	1			