

# CLARK

## PARTS MANUAL

No. 4082

### Model 110-15C Elevating Scraper

Information contained herein pertains to Tractor  
Serial Numbers 224C-101 and After. Also Scraper  
Serial Numbers 225C-101 and After.

Record your Machine  
Serial Number here

---

**CLARK EQUIPMENT COMPANY**

Construction Machinery Division





# CLARK EQUIPMENT COMPANY

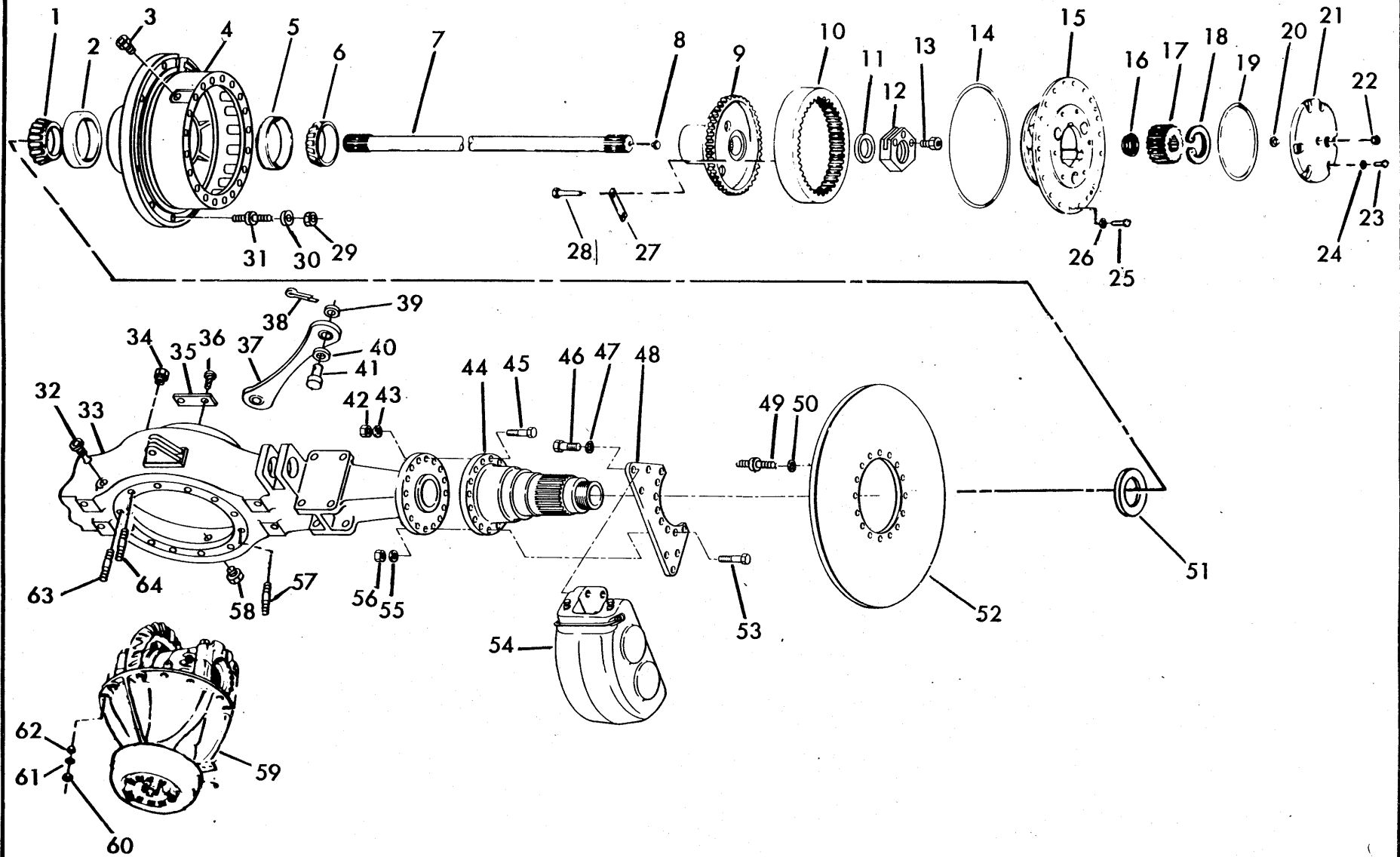
## INDEX – MODEL 110-15C

<p style="text-align: center;"><b>C</b></p> <p>Cooling System . . . . . H17, R3</p> <p>Cylinders, Hydraulic:</p> <p style="padding-left: 20px;">Cylinder, Ejection . . . . . C10</p> <p style="padding-left: 20px;">Cylinder, Lift . . . . . C11</p> <p style="padding-left: 20px;">Cylinder, Steering . . . . . C12</p> <p style="padding-left: 20px;">Cylinder, Suspension – L.H. . . . . C13</p> <p style="padding-left: 20px;">Cylinder, Suspension – R.H. . . . . C14</p> <p style="text-align: center;"><b>D</b></p> <p>Decals and Nameplates . . . . . N2, S7</p> <p>Differential &amp; Carrier Assy . . . . . A9</p> <p>Disc, Brake . . . . . A3, A7</p> <p style="text-align: center;"><b>E</b></p> <p>Electrical Schematic . . . . . E8</p> <p>Electrical System . . . . . E7</p> <p>Electrical System – Instrument Panel . . . . . E3, E5</p> <p>Elevator Assy . . . . . E11</p> <p style="padding-left: 20px;">Elevator Axle . . . . . A5</p> <p style="padding-left: 20px;">Elevator Charge Pump . . . . . P10</p> <p style="padding-left: 20px;">Elevator Control Lever . . . . . E15</p> <p style="padding-left: 20px;">Elevator Chain . . . . . E13</p> <p style="padding-left: 20px;">Elevator Flywheel . . . . . A11</p> <p style="padding-left: 20px;">Elevator Manifold Valve . . . . . V11</p> <p style="padding-left: 20px;">Elevator Motor, Hydraulic . . . . . E17</p> <p style="padding-left: 20px;">Elevator Pump Control Valve . . . . . V13</p> <p style="padding-left: 20px;">Emergency Brake Valve . . . . . B11</p> <p>Emergency Kill &amp; Normal Kill Cables . . . . . E25</p> <p>Ejector . . . . . E26</p> <p>Engine and Accessories . . . . . E22</p> <p>Engine Air Cleaner . . . . . E19</p> <p>Engine Controls . . . . . E23</p> <p>Exhaust System . . . . . E24</p> <p>Element, Filter . . . . . E22, H3, H4, H17</p> <p>Ejection and Lift Valve . . . . . V5</p> <p style="text-align: center;"><b>F</b></p> <p>Fenders . . . . . S7</p> <p>Filter, Hydraulic . . . . . E22, H3, H4, H13, H15, H17</p> <p>Floor, Rolling . . . . . F3</p> <p>Floor Roller . . . . . F3</p> <p>Flywheel, Elevator . . . . . A11</p> <p>Frame Group:</p> <p style="padding-left: 20px;">Frame, Scraper . . . . . F7</p> <p style="padding-left: 20px;">Frame, Tractor . . . . . F9</p> <p>Fuel Tank and Connections . . . . . F10</p> <p style="text-align: center;"><b>G</b></p> <p>Governor . . . . . B11</p> <p>Grille . . . . . F9, S7</p> <p>Guards, Engine . . . . . F9</p> <p>Guards, Transmission . . . . . F9</p> <p style="text-align: center;"><b>H</b></p> <p>Headlight Assy . . . . . S7</p> <p>Heater, Pressurizer &amp; Defroster . . . . . Z7</p> <p>Horn, Air . . . . . B11</p> <p>Hitch, Yoke . . . . . Y3</p>	<p style="text-align: center;"><b>H</b></p> <p>Hydraulic Group:</p> <p style="padding-left: 20px;">Hydraulic Accumulator – Suspension . . . . . H2</p> <p style="padding-left: 20px;">Hydraulic Cylinder, Ejection . . . . . C10</p> <p style="padding-left: 20px;">Hydraulic Cylinder, Lift . . . . . C11</p> <p style="padding-left: 20px;">Hydraulic Cylinder, Steering . . . . . C12</p> <p style="padding-left: 20px;">Hydraulic Cylinder, Suspension—L.H. &amp; R.H. . . . . C13, C14</p> <p style="padding-left: 20px;">Hydraulic Motor – Elevator . . . . . E17</p> <p>Hydraulic Filters . . . . . E22, H3, H4, H13, H15, H17, H19</p> <p style="padding-left: 20px;">Hydraulic System, Scraper Ejection . . . . . H9</p> <p style="padding-left: 20px;">Hydraulic System, Scraper Lift &amp; Elevator . . . . . H8, H9</p> <p style="padding-left: 20px;">Hydraulic System, Tractor Elevator . . . . . H7</p> <p style="padding-left: 20px;">Hydraulic System, Tractor Lift &amp; Eject . . . . . H11</p> <p style="padding-left: 20px;">Hydraulic System, Tractor Steering . . . . . H13</p> <p style="padding-left: 20px;">Hydraulic System, Tractor Suspension . . . . . H15</p> <p style="padding-left: 20px;">Hydraulic System, Transmission &amp; Converter . . . . . H17</p> <p style="padding-left: 20px;">Hydraulic System, Transmission Shift Control . . . . . H19</p> <p style="padding-left: 20px;">Hydraulic Pump – Elevator . . . . . P7</p> <p style="padding-left: 20px;">Hydraulic Pump, Lift &amp; Ejection . . . . . P9</p> <p style="padding-left: 20px;">Hydraulic Pump, Steering . . . . . P9</p> <p style="padding-left: 20px;">Hydraulic Pump, Suspension . . . . . P11</p> <p style="padding-left: 20px;">Hydraulic Reservoir . . . . . H5</p> <p style="padding-left: 20px;">Hydraulic Valve, Converter Pressure Regulating . . . . . V3</p> <p style="padding-left: 20px;">Hydraulic Valve, Steering . . . . . V9</p> <p style="padding-left: 20px;">Hydraulic Valve, Suspension Pressure Relief . . . . . V15</p> <p style="text-align: center;"><b>I</b></p> <p>Instruments . . . . . E3, E5</p> <p>Indicator, Air Cleaner . . . . . E21</p> <p>Inline Filter, Hydraulic Suspension . . . . . E22, H3</p> <p style="text-align: center;"><b>L</b></p> <p>Lights, Head . . . . . S7</p> <p>Linkage, Steering . . . . . S10</p> <p>Linkage, Suspension . . . . . F9</p> <p>Lubrication, Scraper Central . . . . . L3</p> <p>Lubrication, Tractor Central . . . . . L4</p> <p style="text-align: center;"><b>M</b></p> <p>Manifold, Valve . . . . . V11</p> <p>Motor, Elevator Hydraulic . . . . . E17</p> <p>Mounts &amp; Guards – Transmission &amp; Engine . . . . . F9</p> <p>Muffler &amp; Connections . . . . . E24</p> <p style="text-align: center;"><b>N</b></p> <p>Nameplates and Decals . . . . . N2, S7</p> <p style="text-align: center;"><b>O</b></p> <p>Oil Cooler, Radiator &amp; Connections . . . . . R3, H17</p> <p>Options &amp; Accessories . . . . . Z3, Z5, Z7, Z8, Z9, Z10</p> <p style="text-align: center;"><b>P</b></p> <p>Parking Brake Assy . . . . . B4</p> <p>Parking Brake Controls . . . . . B5</p> <p>Parking Brake Lever Assy . . . . . B8</p> <p>Planet Carrier Assy – Elevator . . . . . A5</p> <p>Planet Carrier Assy – Tractor . . . . . A12</p> <p>Power Cluster, Brake . . . . . B9</p> <p>Propeller Shafts . . . . . P2, P3</p> <p>Pumps, Hydraulic:</p>
---	--

# CLARK EQUIPMENT COMPANY

## INDEX – MODEL 110-15C

<b>P</b>		<b>V</b>	
Pump, Converter Charging . . . . .	C9	Valve, Air Control – Seat . . . . .	S5
Pump, Elevator . . . . .	P7	Valve, Converter Regulating . . . . .	V3
Pump, Charging, Elevator . . . . .	P10	Valve, Elevator Pump Control . . . . .	V13
Pump, Lift & Ejection . . . . .	P9	Valve, Emergency Brake . . . . .	B11
Pump, Steering . . . . .	P9	Valve, Foot Brake . . . . .	B11
Pump, Attaching Parts . . . . .	P4	Valve, Lift & Ejection . . . . .	V5
Pump, Attaching Parts – Suspension Charging . . . . .	P5	Valve, Manifold. . . . .	V11
Pump, Suspension Charging . . . . .	P11	Valve, Relay – Air. . . . .	B3, B11
<b>R</b>		Valve, Pressure Reducing – Steering . . . . .	V17
Radiator, Oil Cooler & Connections . . . . .	R3, H17	Valve, Steering . . . . .	V9
Receiver, Hitch Yoke . . . . .	Y3	Valve, Suspension – Bleed . . . . .	V16
Reservoir, Air . . . . .	B3, B11	Valve, Suspension Relief – Hydraulic . . . . .	V15
Reservoir, Hydraulic Oil . . . . .	H5	Valve, Transmission Control & Cover . . . . .	T5
Restrictor, Air Cleaner . . . . .	E21	Valve, Transmission Shift Control. . . . .	V7
Roller, Rolling Floor . . . . .	F3	<b>W</b>	
Rolling Floor . . . . .	F3	Wheel and Tire Data. . . . .	W2
<b>S</b>		Windshield Wiper Assy . . . . .	Z10
Seat, Tractor . . . . .	S3	Wiring, Pipe and Hose Clips . . . . .	C5
Sheetmetal Group . . . . .	S7	<b>Y</b>	
Shock Absorber, Seat. . . . .	S5	Yoke, Hitch . . . . .	Y-3
Steering Column & Pump Assy. . . . .	S8, S9	<b>Z</b>	
Steering, Hydraulic System . . . . .	H13	Options and Accessories . . . . .	Z3, Z5, Z7, Z8, Z9, Z10
Steering Linkage . . . . .	S10	Heater, Pressurizer & Defroster . . . . .	Z7
Steering Pump . . . . .	P9	Air Conditioner. . . . .	Z5
Steering Valve. . . . .	V9	Air Conditioner Compressor . . . . .	Z5
Suspension, Air – Seat . . . . .	S5	Windshield Wiper Assy . . . . .	Z10
Suspension, Hydraulic System . . . . .	H15		
Suspension, Linkage. . . . .	F9		
Switches, Electrical . . . . .	E3, E5		
<b>T</b>			
Tank, Air. . . . .	B3, B11		
Tank, Fuel . . . . .	F10		
Tank, Hydraulic . . . . .	H5		
Tire and Wheel . . . . .	W2		
Torque Converter . . . . .	C7, C9		
Transmission Group:			
Breather, Transmission & Converter . . . . .	H19		
Transmission Assy & Clutch Cover . . . . .	T3		
Transmission Case & Internal Tubing. . . . .	T6		
Transmission Control Valve & Cover . . . . .	T5		
Transmission Mounts . . . . .	F9		
Transmission First & Second Clutch Group . . . . .	T14		
Transmission First & Third Shaft Group . . . . .	T10		
Transmission Idler Shaft Group . . . . .	T8		
Transmission Input Clutch Group . . . . .	T15		
Transmission Input Shaft Group. . . . .	T7		
Transmission Output Shaft Group . . . . .	T12		
Transmission Reverse Clutch Group . . . . .	T15		
Transmission Reverse Shaft Group . . . . .	T9		
Transmission Second & Fourth Shaft Group. . . . .	T11		
Transmission Splitter Clutch Group . . . . .	T13		
Transmission Third & Fourth Clutch Group. . . . .	T15		
Transmission Valve, Shift Control. . . . .	V7		



AXLE - TRACTOR DRIVE

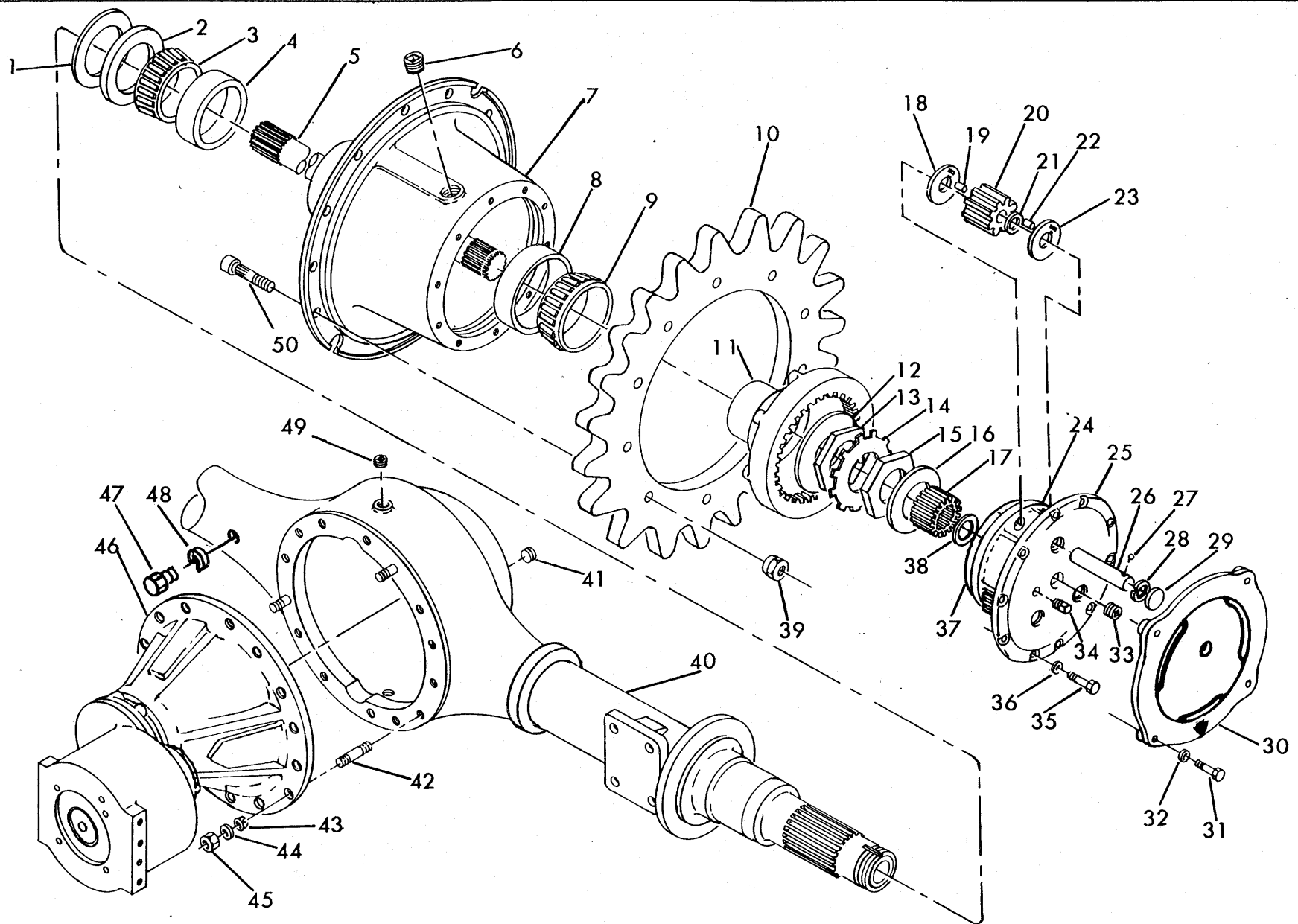
# CLARK EQUIPMENT COMPANY

## AXLE - TRACTOR DRIVE

Item	Part No.	Description	Qty.
A	189007	AXLE ASSY (Inc 1 thru 36, 42 thru 64)	1
1	127819	CONE, Inner	2
2	774024	CUP, Inner	2
3	119469	PLUG, Filler	1
4	2106375	HUB & CUP ASSY (Inc 2, 4 & 5)	1
5	1304047	CUP, Outer	2
6	1304048	CUP, Inner	2
7	118783	SHAFT, Axle (Inc 8)	2
8	118785	BUTTON, Thrust	2
9	119218	HUB, Internal Gear	2
10	119217	GEAR, Internal Ring	2
11	2106683	WASHER	2
12	2106682	NUT	2
13	73G-512	BOLT	6
14	118791	O-RING	2
15	---	PLANET CARRIER ASSY - See Index	-
16	118787	RING, Thrust	2
17	118782	GEAR, Sun	2
18	224066	RING, Snap	2
19	118790	O-RING	2
20	118785	BUTTON, Thrust	2
21	124472	THRUST CAP ASSY (Inc 20)	2
22	16F-12	PLUG	2
23	1C-720	BOLT	18
24	112278	WASHER	18
25	117225	BOLT	40
26	106547	WASHER	40
27	122701	RETAINER	12
28	2C-820	BOLT	24
29	64D-12	NUT	38
30	111656	WASHER	38
31	2106352	STUD	38
32	121214	BREATHER	1
33	2106955	HOUSING & BRACKET ASSY	1
34	226858	PLUG	1
35	120707	NAMEPLATE	1
36	6C-605	SCREW	2
37	1572820	ARM, Stabilizer	1
38	1F-636	COTTER	2
39	1572811	SPACER	2
40	1572811	SPACER	2
41	1577810	PIN	2
42	64D-12	NUT	16
43	111656	WASHER	16
44	123840	SPINDLE	2
45	18C-1256	BOLT	16
46	17C-1232	BOLT, Brake Attaching	24
47	111656	WASHER	24
48	123839	PLATE, Adapter	4
49	117336	STUD	32
49A	119141	† DOWEL	8
50	104412	WASHER	32
51	2106027	SEAL	2
52	128379	DISC, Brake	2
53	18C-1256	BOLT	16
54	---	BRAKE HEAD ASSY - See Index	-
55	111656	WASHER	16
56	64D-12	NUT	16
57	123793	STUD	4
58	119469	PLUG, Drain	1
59	---	DIFFERENTIAL & CARRIER ASSY - See Index	-
60	64D-12	NUT	14
61	104412	WASHER	14
62	119141	DOWEL	4
63	117336	STUD	4
64	120771	STUD	6

† Not Illustrated

**WHEN ORDERING PARTS, ALWAYS STATE MODEL AND SERIAL NO. OF MACHINE**



AXLE ASSEMBLY - ELEVATOR DRIVE



# CLARK EQUIPMENT COMPANY

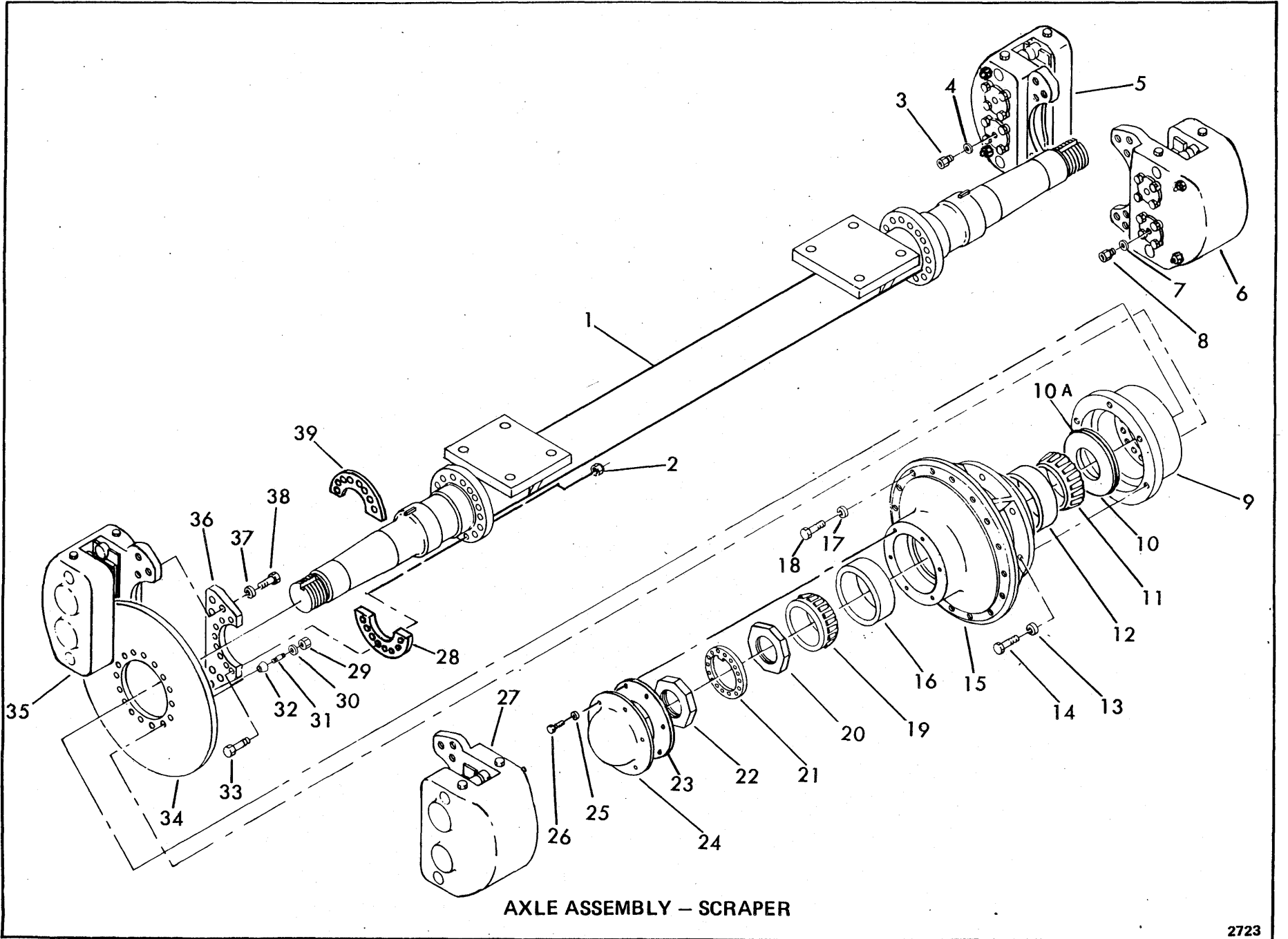
## AXLE ASSEMBLY – ELEVATOR DRIVE

Item	Part No.	Description	Qty.
A	187986	AXLE KIT (Inc 1 thru 50)	1
1	123849	PROTECTOR, Hub Oil Seal	2
2	123848	SEAL	2
3	1318334	CONE	2
4	1318336	CUP	2
5	123859	SHAFT, Axle	2
6	119469	PLUG, Hub Drain	2
7	123856	HUB ASSY (Inc 4 & 8)	2
8	1318337	CUP	2
9	1318335	CONE	2
10	1573286	SPROCKET	2
11	123860	HUB, Internal Gear	2
12	106572	WASHER, Housing Tube	2
13	102313	NUT, Inner Spindle	2
14	102314	LOCK, Spindle Nut	2
15	102313	NUT, Outer Spindle	2
16	121166	WASHER, Sun Gear Thrust	2
17	124095	GEAR, Sun	2
18	124574	WASHER, Thrust	6
19	124576	ROLLER, Planet Gear	174
20	124573	GEAR, Planet	6
21	124577	SPACER, Roller	6
22	124576	ROLLER, Planet Gear	174
23	124574	WASHER, Thrust	6
24	124578	PLANET CARRIER ASSY (Inc 18 thru 23, 25, 27 thru 29, 33 thru 37)	2
25	124579	CARRIER, Planet	2
26	124575	SHAFT, Planet	6
27	10J-12	BALL, Planet Shaft	6
28	672907	RING, Planet Shaft Retaining	6
29	12F-200	PLUG, Planet Expansion	6
30	127781	PLANET PROTECTOR	2
30A	1585295	*† PLATE (Weldment)	2
31	17C-844	BOLT	8
32	106762	WASHER	8
33	16F-04	PLUG, Planet Carrier	2
34	11F-04	PLUG, Planet Oil Level	2
35	100970	BOLT, Planet Carrier	24
36	106762	WASHER	24
37	107348	O-RING	2
38	224031	RING, Sun Gear Retaining	2
39	59D-10	NUT	20
40	2105940	HOUSING	1
41	119469	PLUG, Housing Drain	1
42	120546	STUD	12
43	103216	DOWEL, Carrier Stud	12
44	223378	WASHER, Carrier Stud	12
45	64D-07	NUT, Carrier Stud	12
46	---	BEVEL GEAR CARRIER & FLYWHEEL ASSY – See Index	1
47	1C-710	BOLT, Oil Level Check	1
48	4E-07	LKWSHR	1
49	16F-12	PLUG, Housing Filler	1
50	17C-1052	BOLT	20

\*NOTE: Weld 1585295 Plate to 127781 Planet Protector

† Not Illustrated

**WHEN ORDERING PARTS, ALWAYS STATE MODEL AND SERIAL NO. OF MACHINE**



AXLE ASSEMBLY - SCRAPER

# CLARK EQUIPMENT COMPANY

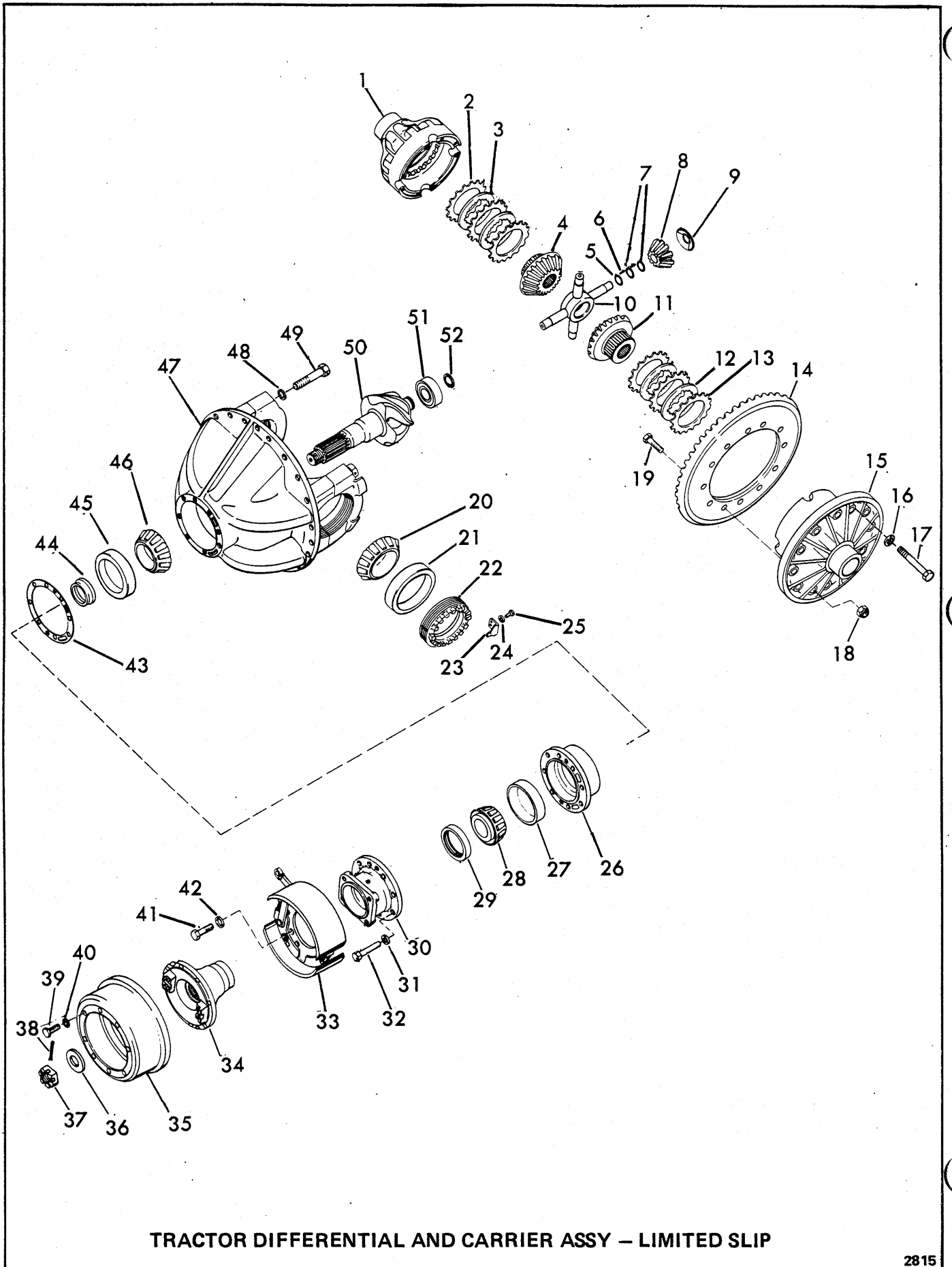
## AXLE ASSEMBLY – SCRAPER

Item	Part No.	Description	Qty.
1	1585668	AXLE ASSY . . . . .	1
2	59D-12	NUT . . . . .	32
3	711257	ADAPTER . . . . .	2
4	850786	WASHER . . . . .	2
5	-----	BRAKE HEAD ASSY – See Index . . . . .	1
6	-----	BRAKE HEAD ASSY – See Index . . . . .	1
7	850786	WASHER . . . . .	2
8	711257	ADAPTER . . . . .	2
9	1572262	ADAPTER . . . . .	2
10	1559315	RETAINER . . . . .	2
10A	1559172	† FELT . . . . .	2
11	711154	CONE . . . . .	2
12	711153	CUP . . . . .	2
13	4E-12	LKWSHR. . . . .	12
14	17C-1236	BOLT . . . . .	12
15	1559775	HUB . . . . .	2
16	1313653	CUP . . . . .	2
17	4E-12	LKWSHR. . . . .	40
18	17C-1228	BOLT . . . . .	40
19	1313685	CONE . . . . .	2
20	1550973	NUT, Spindle . . . . .	2
21	1550842	WASHER . . . . .	2
22	1550974	NUT, Spindle . . . . .	2
23	1559162	GASKET . . . . .	2
24	1559774	CAP, Hub . . . . .	2
25	4E-06	LKWSHR. . . . .	12
26	17C-610	BOLT . . . . .	12
27	-----	BRAKE HEAD ASSY – See Index . . . . .	1
28	1577381	‡ SHIM (.1875) . . . . .	-
29	124543	NUT . . . . .	32
30	104412	WASHER . . . . .	32
31	120771	STUD . . . . .	32
32	119141	DOWEL . . . . .	8
33	17C-1244	BOLT . . . . .	32
34	128379	DISC, Brake . . . . .	2
35	-----	BRAKE HEAD ASSY – See Index . . . . .	1
36	123839	PLATE . . . . .	2
37	111656	WASHER . . . . .	12
38	17C-1232	BOLT . . . . .	12
39	1577382	‡ SHIM (.134) . . . . .	-
39A	1580933	† ‡ SHIM (.060) . . . . .	-

† Not Illustrated

‡ As Required

**WHEN ORDERING PARTS, ALWAYS STATE MODEL AND SERIAL NO. OF MACHINE**



TRACTOR DIFFERENTIAL AND CARRIER ASSY - LIMITED SLIP

2815

# CLARK EQUIPMENT COMPANY

## TRACTOR DIFFERENTIAL AND CARRIER ASSEMBLY— LIMITED SLIP

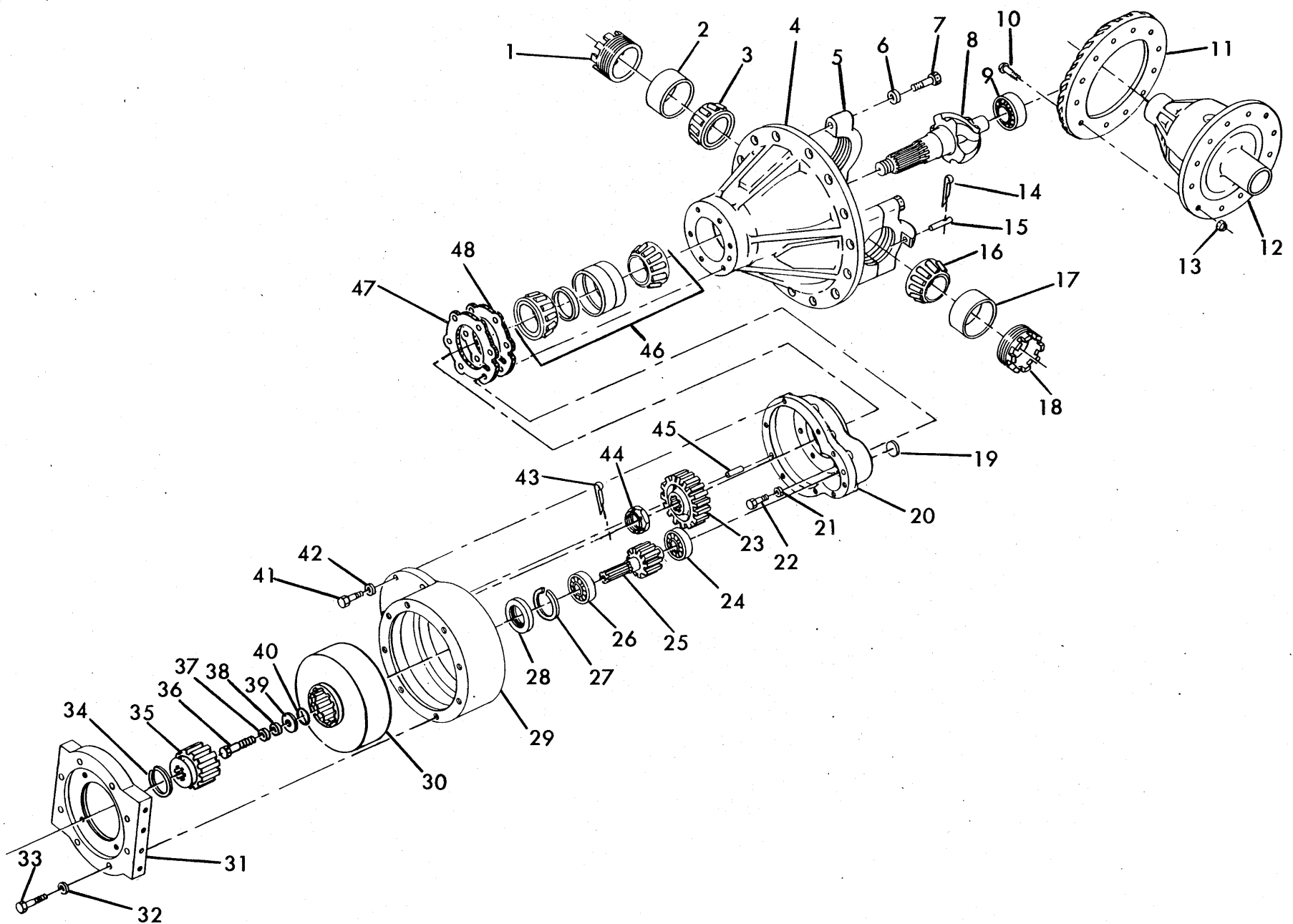
Item	Part No.	Description	Qty.
1	---	§DIFFERENTIAL CASE HALF — See Item 54	1
2	123871	DISC, Outer Clutch	3
3	123872	DISC, Inner Clutch	2
4	123870	GEAR, Side	1
5	125069	SPACER, Inner	4
6	124244	ROLLER, Needle	232
7	124246	SPACER, Outer	8
8	816018	KIT, Pinion	1
9	123382	WASHER	4
10	124243	SPIDER	1
11	123870	GEAR, Side	1
12	123872	DISC, Inner Clutch	2
13	123871	DISC, Outer Clutch	3
14	---	§GEAR, Ring — See Item 55	1
15	---	§DIFFERENTIAL CASE HALF — See Item 54	1
16	106547	WASHER	12
17	128037	BOLT	8
17A	128038	†BOLT	4
18	86D-10	NUT	12
19	110522	BOLT	12
20	4148127	CONE	2
21	4148124	CUP	2
22	123876	NUT	2
23	126468	LOCK	2
24	4E-06	LKWSHR.	2
25	1C-614	BOLT	2
26	111691	CASE ASSY (Inc 27 & 45)	1
27	774198	CUP	1
28	774197	CONE	1
29	111750	SEAL, Oil	1
30	111695	RETAINER	1
31	4E-10	LKWSHR.	8
32	1C-1036	BOLT	8
33	---	BRAKE ASSY — See Brake Assy — Parking	—
34	114259	FLANGE, Brake	1
35	107481	DRUM, Brake	1
36	107978	WASHER	1
37	107977	NUT	1
38	1F-740	COTTER	1
39	18C-720	BOLT	8
40	4E-07	LKWSHR.	8
41	1C-924	BOLT	4
42	4E-09	LKWSHR.	4
43	110543	‡SHIM (.004)	—
43A	125573	‡SHIM (.007)	—
43B	125574	‡SHIM (.010)	—
43C	125575	‡SHIM (.020)	—
44	815377	KIT, Spacer	1
45	710035	CUP	1
46	710034	CONE	1
47	123873	CARRIER ASSY (Inc 48 & 49)	1
48	26E-14	LKWSHR.	4
49	124090	BOLT	4
50	---	§PINION — See Item 55	1
51	774199	BEARING	1
52	224083	RING, Retainer	1
53	124241	†DIFFERENTIAL BODY ASSY (Inc 1 thru 13, 15, 16 & 17)	1
54	123865	†DIFFERENTIAL CASE ASSY (Inc 1, 15, 16 & 17)	1
55	118982	†GEAR & PINION SET (Inc 14, 50)	1

† Not Illustrated

‡ As Required

§ Not Sold Separately

**WHEN ORDERING PARTS, ALWAYS STATE MODEL AND SERIAL NO. OF MACHINE**



AXLE BEVEL GEAR CARRIER & FLYWHEEL ASSY - ELEVATOR

# CLARK EQUIPMENT COMPANY

## AXLE BEVEL GEAR, CARRIER & FLYWHEEL ASSEMBLY – ELEVATOR

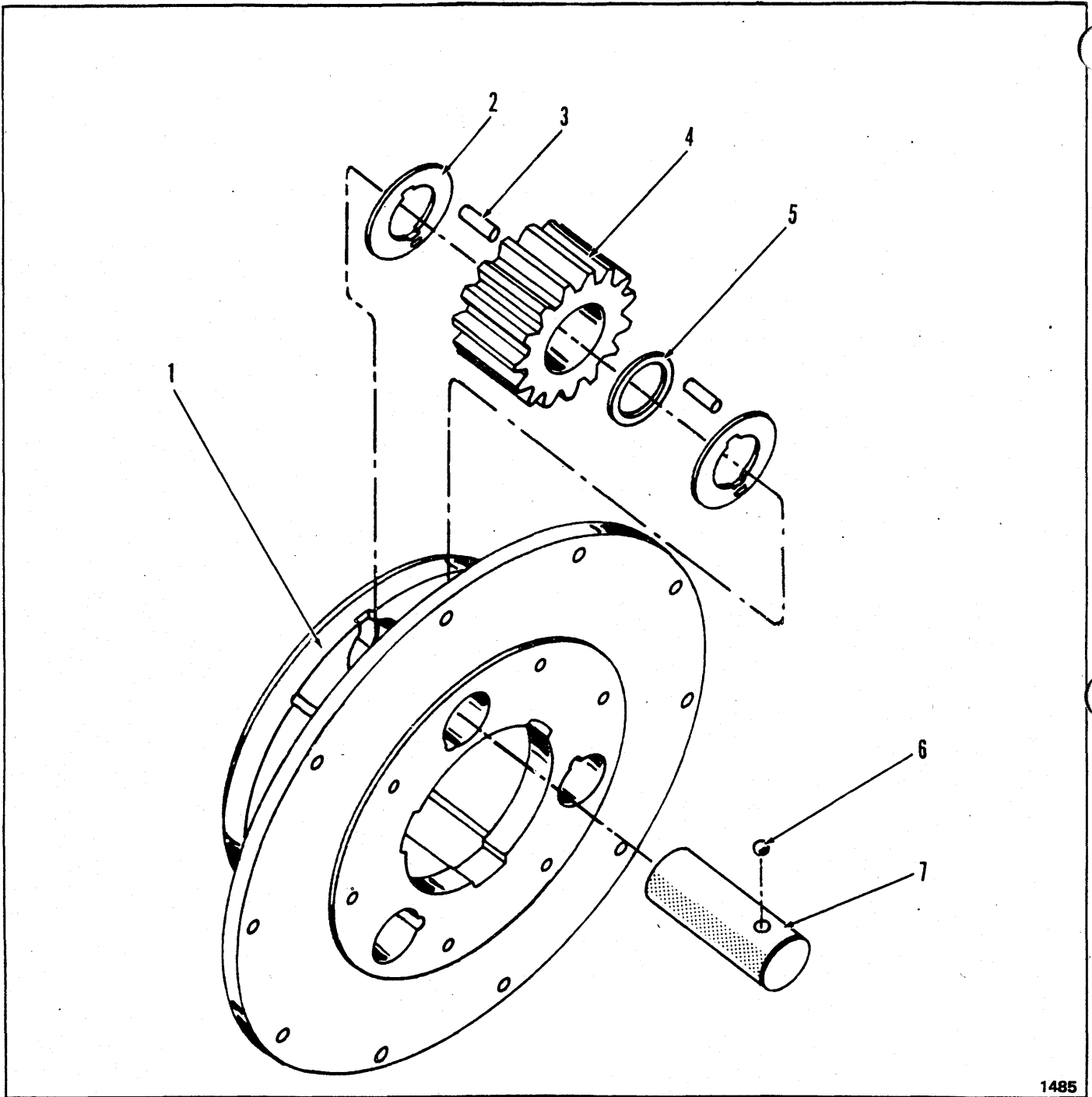
Item	Part No.	Description	Qty.
A	129312	BEVEL GEAR SET, CARRIER & FLYWHEEL ASSY (Inc 1 thru 48) . . . . .	1
B	123850	BEVEL GEAR PINION & CARRIER ASSY (Inc 8, 10, 11, 12 & 13) . . . . .	1
C	129313	CASE SET (Inc 20 and 29) . . . . .	1
1	123746	NUT, Adjusting. . . . .	1
2	667279	CUP . . . . .	1
3	648334	CONE . . . . .	1
4	113124	CARRIER, Housing (Inc 5, 6 & 7) . . . . .	1
5	----	§CAP . . . . .	2
6	3E-10	LKWSHR. . . . .	4
7	1C-1040	BOLT . . . . .	4
8	----	§PINION. . . . .	1
9	111437	BEARING . . . . .	1
10	101424	BOLT . . . . .	12
11	122443	RING GEAR & PINION SET (Inc 8). . . . .	1
12	123851	CARRIER . . . . .	1
13	86D-07	NUT. . . . .	12
14	1F-428	COTTER. . . . .	2
15	101411	PIN. . . . .	2
16	648334	CONE . . . . .	1
17	667279	CUP . . . . .	1
18	123746	NUT, Adjusting. . . . .	1
19	12F-114	PLUG, Welch . . . . .	1
20	----	§CASE, Drop Gear . . . . .	1
21	106762	WASHER. . . . .	5
22	126415	BOLT . . . . .	5
23	122444	GEAR, Drive . . . . .	1
24	658019	BEARING . . . . .	1
25	102382	GEAR, Driven . . . . .	1
26	658019	BEARING . . . . .	1
27	102384	RING, Lock. . . . .	1
28	111785	SEAL . . . . .	1
29	----	§COVER, Drop Gear. . . . .	1
30	129317	FLYWHEEL. . . . .	1
31	129319	ADAPTER, Motor Mounting. . . . .	1
32	106762	WASHER. . . . .	8
33	17C-832	BOLT . . . . .	8
34	223862	RING, Snap . . . . .	1
35	125496	COUPLING, Motor to Flywheel. . . . .	1
36	122996	BOLT . . . . .	1
37	106762	WASHER. . . . .	1
38	106762	WASHER. . . . .	1
39	129549	SPACER . . . . .	1
40	25K-40116	O-RING. . . . .	1
41	17C-724	BOLT . . . . .	8
42	112278	LKWSHR. . . . .	8
43	1F-424	COTTER, Pinion Shaft Nut. . . . .	1
44	100675	NUT, Pinion Shaft. . . . .	1
45	102381	DOWEL. . . . .	2
46	815423	*BEARING KIT. . . . .	1
47	102359	‡SHIM (Gasket) .010. . . . .	-
48	102360	‡SHIM (Gasket) .005. . . . .	-

\*NOTE: Bearing Kit includes two (2) bearings, one (1) cup, one (1) spacer and seven (7) shims

‡ As Required

§ Not Sold Separately

**WHEN ORDERING PARTS, ALWAYS STATE MODEL AND SERIAL NO. OF MACHINE**



1485

AXLE PLANET CARRIER ASSEMBLY – TRACTOR

Item	Part No.	Description	Qty.
A	121933	PLANET CARRIER ASSY (Inc. 1 thru 7)	2

NOTE: Two (2) Planet Carriers are used per tractor – Quantities listed below are for one (1) Planet Carrier.

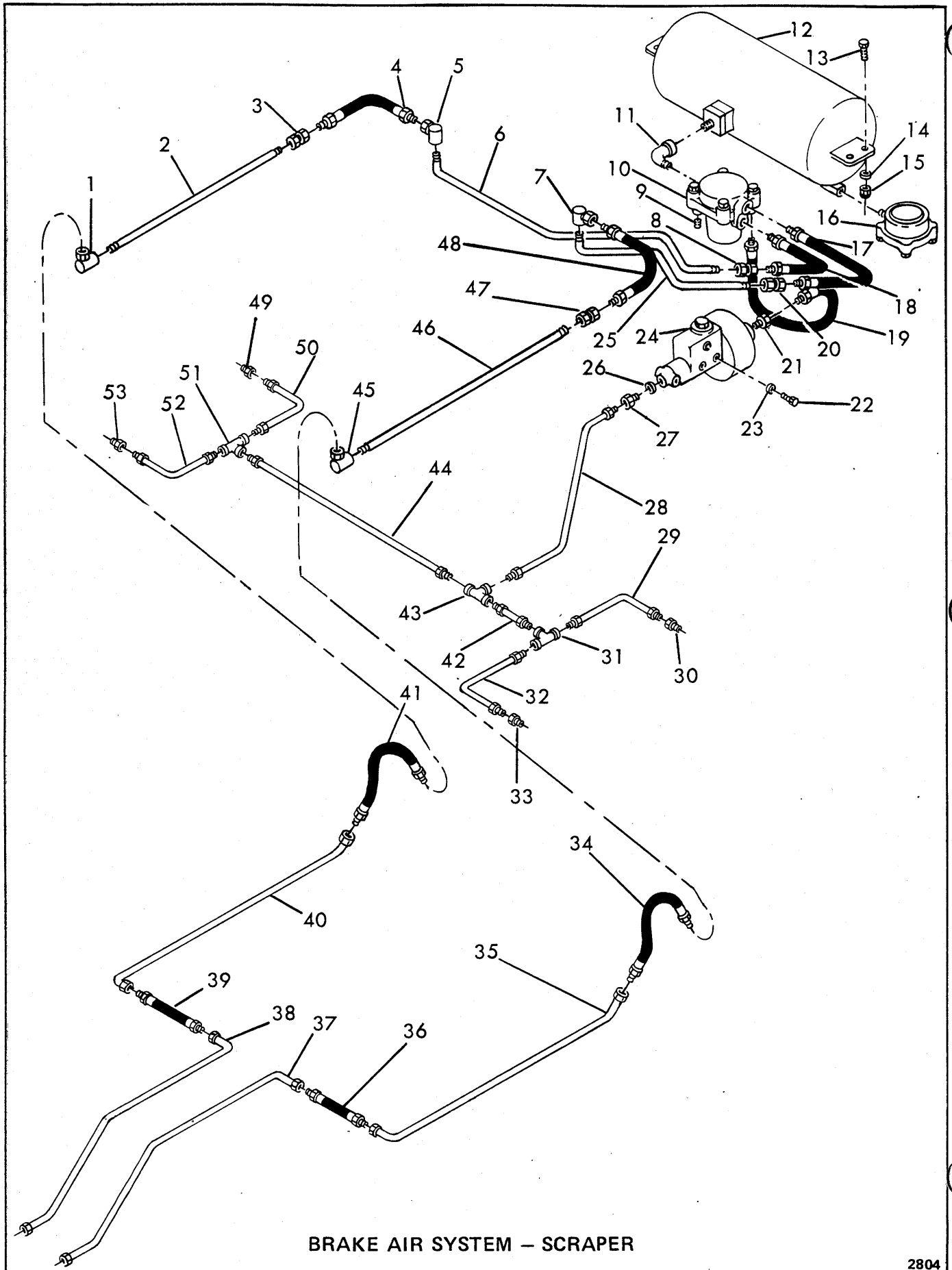
Item	Part No.	Description	Qty.
1	121934	SPIDER, Planet	1
2	118774	WASHER, Thrust	6
3	118803	ROLL, Pinion Needle	168
4	118776	PINION, Planet	3
5	118775	SPACER, Pinion Roll	3
6	10J-12	BALL, Pinion Shaft Lock	3
7	118773	SHAFT, Pinion	3

WHEN ORDERING PARTS, ALWAYS STATE MODEL AND SERIAL NO. OF MACHINE





# CLARK EQUIPMENT COMPANY



BRAKE AIR SYSTEM - SCRAPER

2804

# CLARK EQUIPMENT COMPANY

## BRAKE AIR SYSTEM – SCRAPER

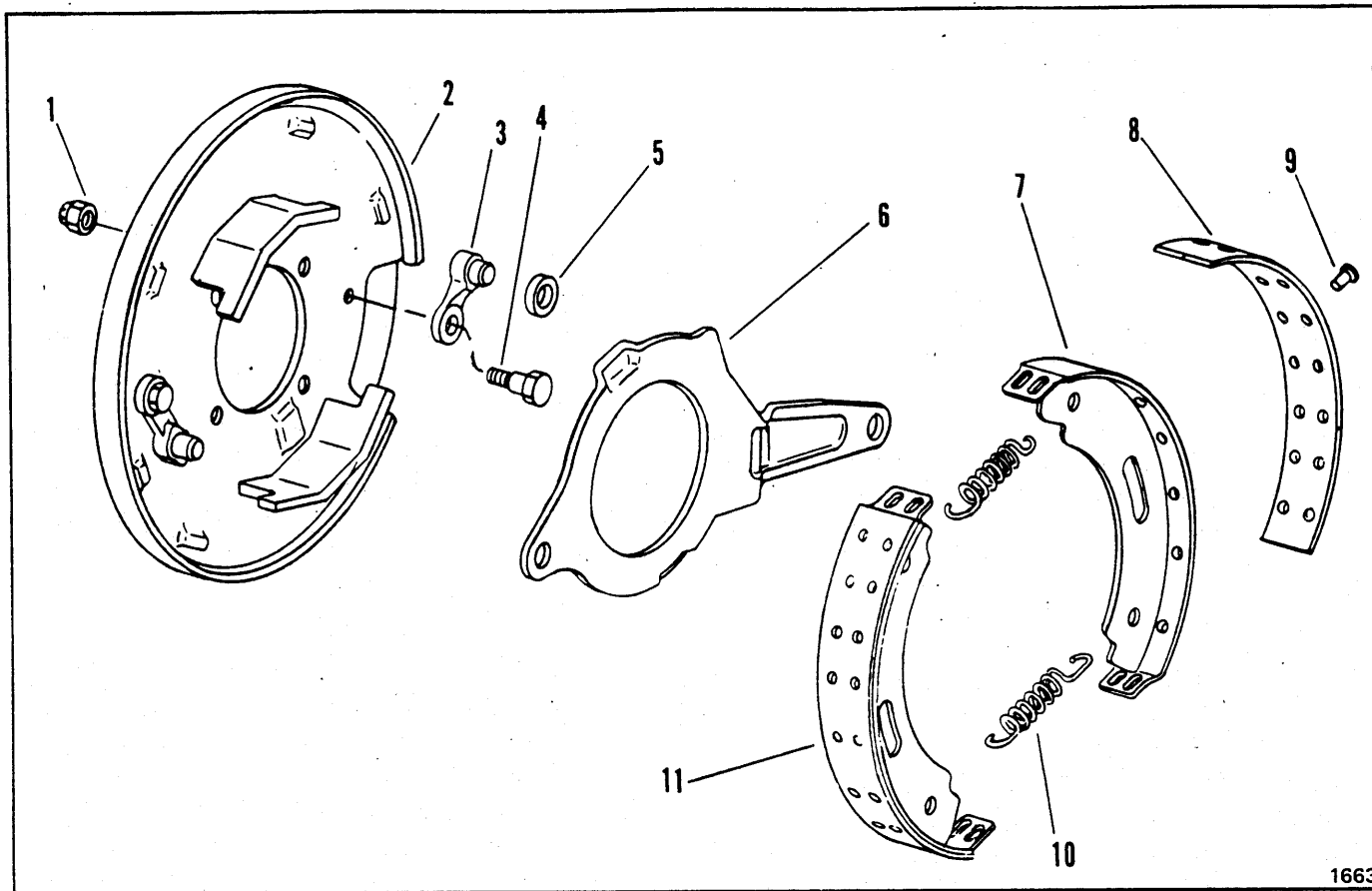
Item	Part No.	Description	Qty.
1	32F-2	FITTING . . . . .	1
2	1586242	TUBE . . . . .	1
3	37F-2	ADAPTER . . . . .	1
4	1586253	HOSE . . . . .	1
5	32F-2	FITTING . . . . .	1
6	1586240	TUBE . . . . .	1
7	32F-2	FITTING . . . . .	1
8	37F-2	ADAPTER . . . . .	1
9	13F-04	PLUG . . . . .	3
10	1567182	* VALVE, Relay (B.W. No. 281863) . . . . .	1
11	26F-5	ELBOW . . . . .	1
12	1567189	TANK, Air . . . . .	1
13	17C-620	BOLT . . . . .	4
14	25E-16	FLAT WASHER . . . . .	4
15	59D-06	LOCKNUT . . . . .	4
16	1574308	VALVE, Drain . . . . .	1
17	1533888	HOSE . . . . .	1
18	1533888	HOSE . . . . .	1
19	1533888	HOSE . . . . .	1
20	37F-2	ADAPTER . . . . .	1
21	711257	ADAPTER . . . . .	1
22	18C-716	BOLT . . . . .	3
23	4E-07	LKWSHR. . . . .	3
24	1578774	POWER CLUSTER . . . . .	1
25	1586241	TUBE . . . . .	1
26	850786	WASHER . . . . .	1
27	711257	ADAPTER . . . . .	1
28	1586219	TUBE . . . . .	1
29	1586212	TUBE . . . . .	1
30	711257	ADAPTER . . . . .	1
30A	850786	† WASHER . . . . .	1
31	659624	TEE . . . . .	1
32	1586210	TUBE . . . . .	1
33	711257	ADAPTER . . . . .	1
33A	850786	† WASHER . . . . .	1
34	1586290	HOSE . . . . .	1
35	1586348	TUBE . . . . .	1
36	1586291	HOSE . . . . .	1
37	1586358	TUBE . . . . .	1
38	1586366	TUBE . . . . .	1
39	1586291	HOSE . . . . .	1
40	1586347	TUBE . . . . .	1
41	1586290	HOSE . . . . .	1
42	1586209	TUBE . . . . .	1
43	659624	TEE . . . . .	1
44	1586208	TUBE . . . . .	1
45	32F-2	FITTING . . . . .	1
46	1586239	TUBE . . . . .	1
47	37F-2	ADAPTER . . . . .	1
48	1586253	HOSE . . . . .	1
49	711257	FITTING . . . . .	1
49A	850786	† WASHER . . . . .	1
50	1586211	TUBE . . . . .	1
51	659624	TEE . . . . .	1
52	1586213	TUBE . . . . .	1
53	711257	FITTING . . . . .	1
53A	850786	† WASHER . . . . .	1

\* NOTE: Your local authorized Bendix-Westinghouse dealer is equipped to furnish components of these parts.

† Not Illustrated

**WHEN ORDERING PARTS, ALWAYS STATE MODEL AND SERIAL NO. OF MACHINE**

# CLARK EQUIPMENT COMPANY



1663

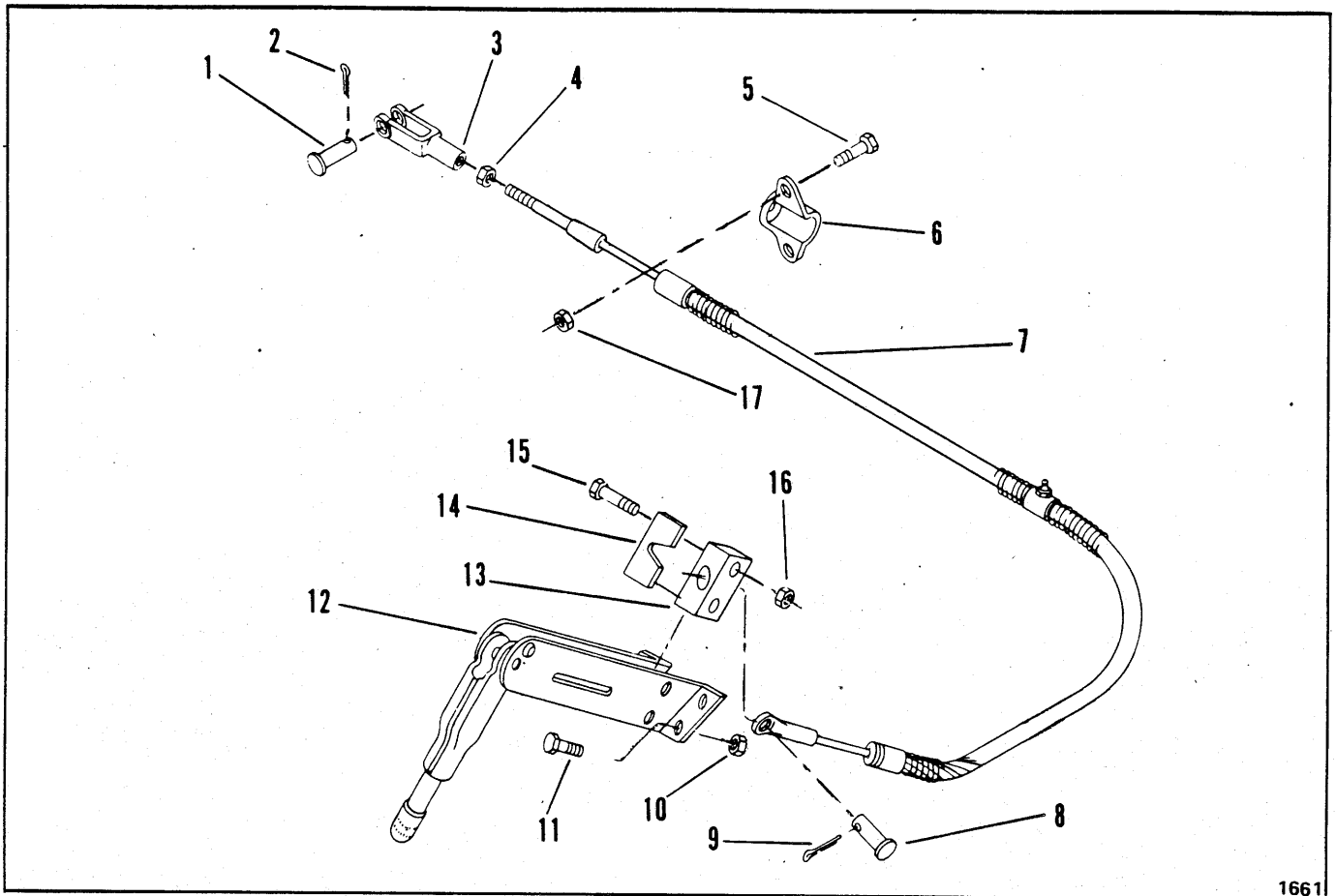
## BRAKE ASSEMBLY – PARKING

Item	Part No.	Description	Qty.
A	111696	BRAKE ASSY (Inc.1 thru 11) .....	1
1	----	§ NUT, Pawl to Plate – See 3 .....	2
2	945047	PLATE, Brake Backing .....	1
3	886719	BRAKE PAWL KIT (Inc.1, 4 & 5) .....	2
4	----	§ BOLT, Pawl to Plate – See 3 .....	2
5	220968	ROLLER, Brake Actuating .....	1
6	220965	LEVER, Cam Operating .....	1
7	----	§ SHOE, Brake – See 11 .....	2
8	942405	LINING KIT, Brake Shoe (Inc.9) .....	1
9	945051	RIVET, Lining to Shoe .....	28
10	220969	SPRING, Shoe Return .....	2
11	872712	SHOE ASSY, Brake (Inc. 7, 8 & 9) .....	2
12	107481	†DRUM, Brake .....	1

†Not Illustrated  
 § Not Sold Separately

**WHEN ORDERING PARTS, ALWAYS STATE MODEL AND SERIAL NO. OF MACHINE**

# CLARK EQUIPMENT COMPANY

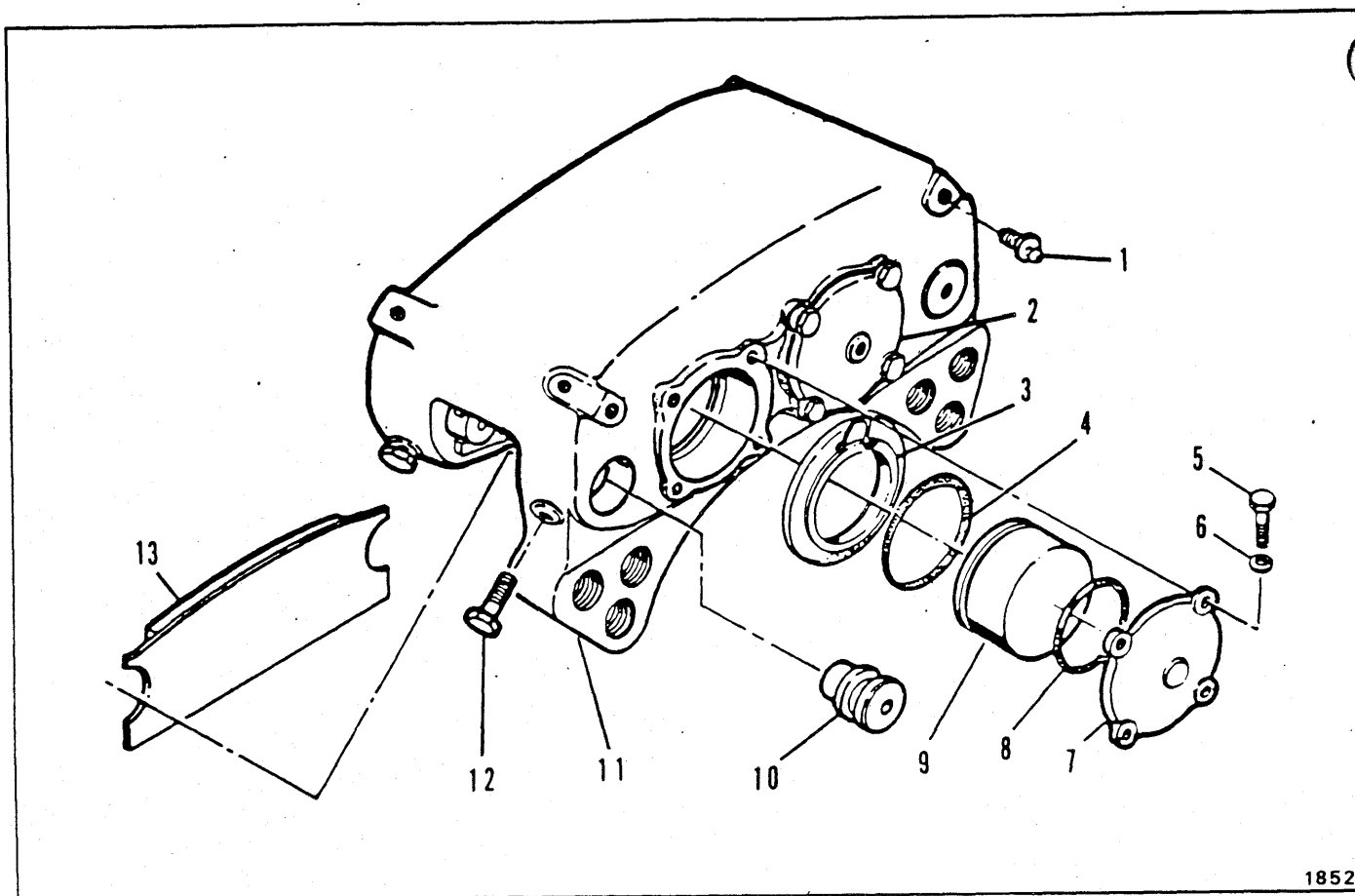


## BRAKE CONTROLS – PARKING

Item	Part No.	Description	Qty.
1	4F-060106	PIN .....	1
2	1F-312	COTTER .....	1
3	2J-6208	CLEVIS .....	1
4	8D-06	NUT.....	1
5	18C-514	BOLT .....	2
6	104645	CLAMP, Cable .....	1
7	1527543	CABLE, Parking Brake .....	1
8	4F-04051	PIN .....	1
9	1F-208	COTTER .....	1
10	60D-05	NUT .....	4
11	18C-520	BOLT .....	4
12	----	LEVER, Brake – See Index .....	1
13	593027	BLOCK .....	1
14	593028	RETAINER .....	1
15	18C-528	BOLT .....	2
16	60D-05	NUT .....	2
17	60D-05	NUT .....	2

**WHEN ORDERING PARTS, ALWAYS STATE MODEL AND SERIAL NO. OF MACHINE**

# CLARK EQUIPMENT COMPANY



**BRAKE HEAD ASSY. – TRACTOR & SCRAPER  
L.H. FRONT & R.H. REAR**

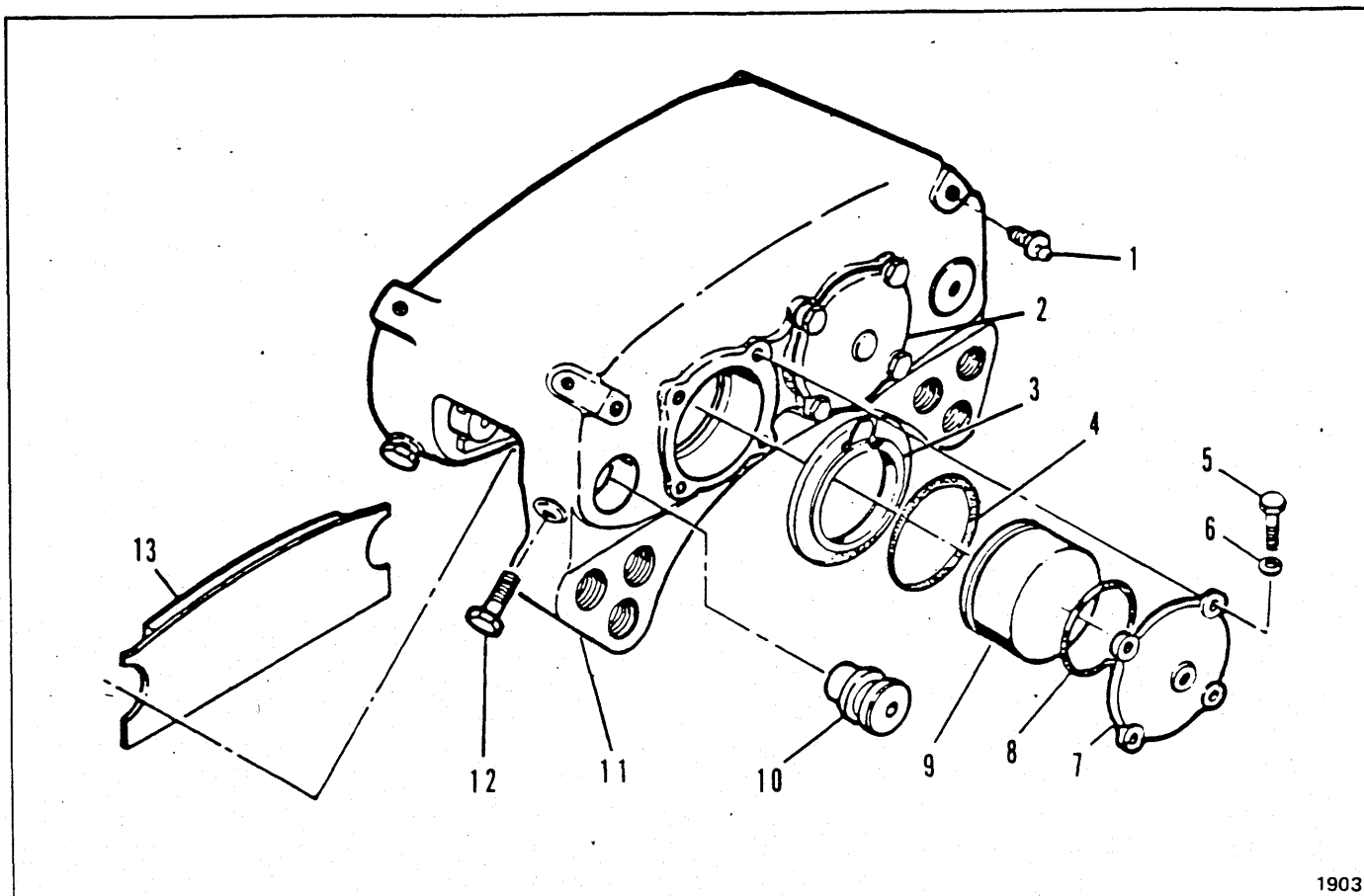
Item	Part No.	Description	Qty.
A	128852	BRAKE HEAD ASSY (Inc 1 thru 13) .....	2
NOTE: Two (2) Brake Head Assy's. used per machine. Quantities listed are for one (1) brake head assy.			
B	840535	REPAIR KIT (Inc 3, 4, & 8) .....	1
1	960837	VALVE .....	2
2	947933	CAP .....	1
3	-----	§BOOT (Inc w/B) .....	4
4	-----	§SPACKING (Inc w/B) .....	4
5	1C-620	BOLT .....	8
6	25E-17	WASHER .....	8
7	947934	CAP .....	1
8	-----	§SPACKING (Inc w/B) .....	2
9	947935	PISTON .....	4
10	947931	PIN .....	4
11	-----	§TORQUE PLATE ASSY .....	1
12	961901	BOLT .....	4
13	947932	CARRIER & LINING ASSY .....	2
14	947926	†TUBE & NUT ASSY (Use where applicable) .....	1
15	947928	†VALVE (Use where applicable) .....	1

§Not Sold Separately

†Not Illustrated

**WHEN ORDERING PARTS, ALWAYS STATE MODEL AND SERIAL NO. OF MACHINE**

# CLARK EQUIPMENT COMPANY



1903

## BRAKE HEAD ASSY—TRACTOR & SCRAPER L. H. Rear & R. H. Front

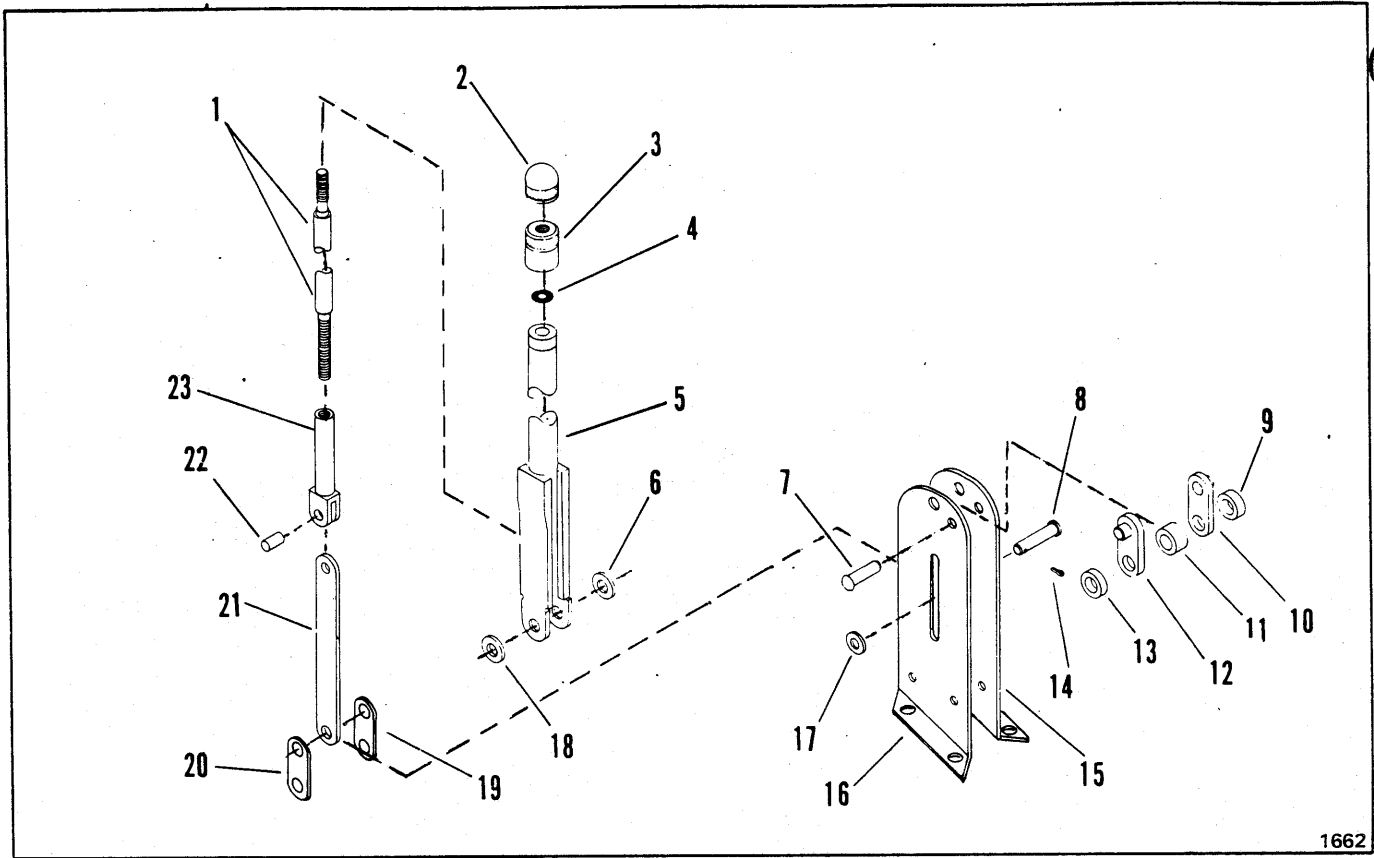
Item	Part No.	Description	Qty.
A	128853	BRAKE HEAD ASSY (Inc 1 thru 13) .....	2
NOTE: Two (2) Brake Head Assy's used per machine. Quantities shown are for one (1) brake head assy.			
B	840535	REPAIR KIT (Inc 3,4, & 8) .....	1
1	960837	VALVE .....	2
2	947934	CAP .....	1
3	-----	§BOOT (Inc w/B) .....	4
4	-----	§SPACKING (Inc w/B) .....	4
5	1C-620	BOLT .....	8
6	25E-17	WASHER .....	8
7	947933	CAP .....	1
8	-----	§SPACKING (Inc w/B) .....	2
9	947935	PISTON .....	4
10	947931	PIN .....	4
11	-----	§TORQUE PLATE ASSY .....	1
12	961901	BOLT .....	4
13	947932	CARRIER & LINING ASSY .....	2
14	947926	†TUBE & NUT ASSY (use where applicable) .....	1
15	947928	†VALVE (use where applicable) .....	1

§Not Sold Separately

†Not Illustrated

**WHEN ORDERING PARTS, ALWAYS STATE MODEL AND SERIAL NO. OF MACHINE**

# CLARK EQUIPMENT COMPANY



1662

## BRAKE LEVER ASSEMBLY - PARKING

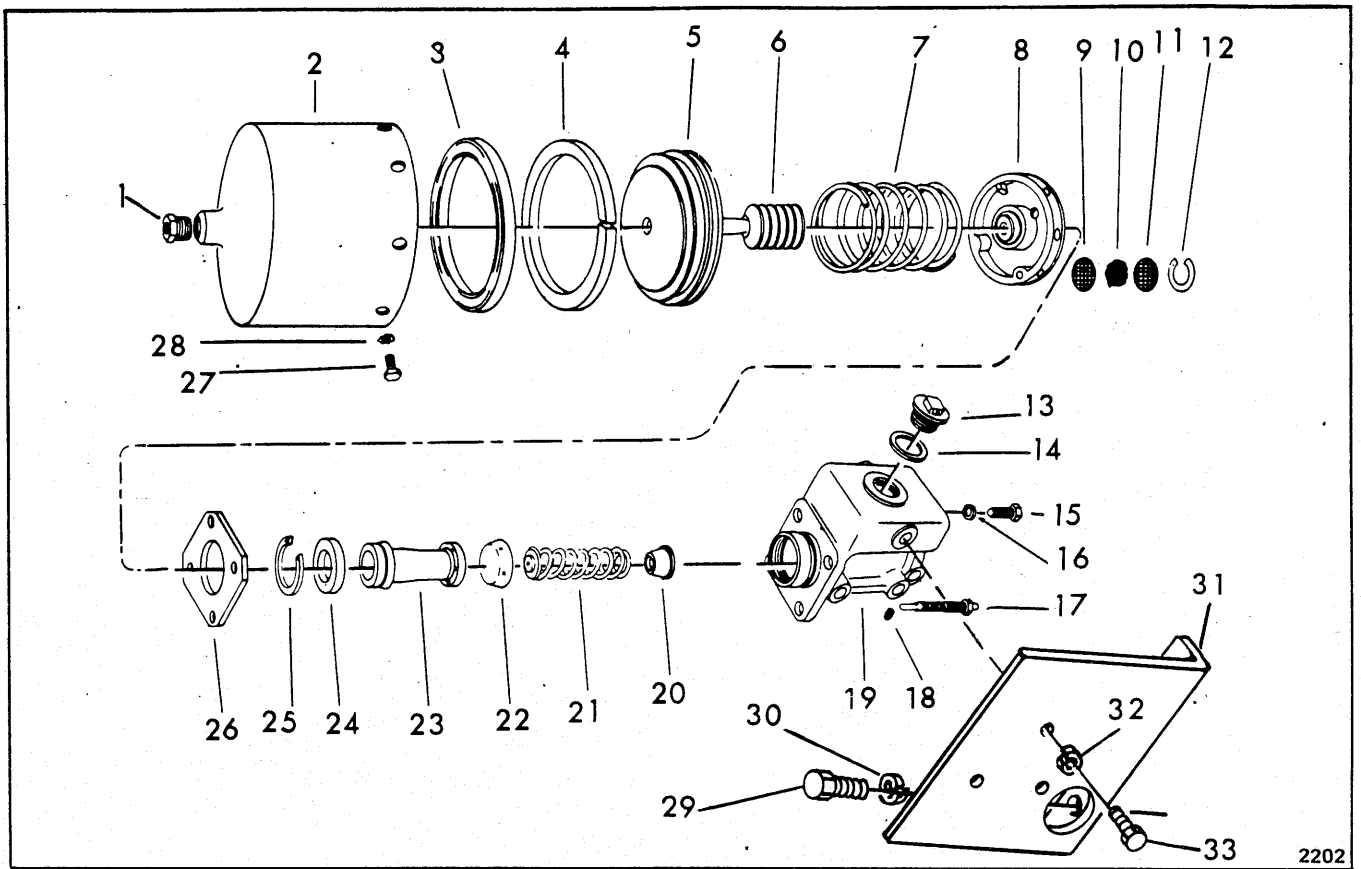
Item	Part No.	Description	Qty.
A	593026	LEVER ASSY (Inc. 1 thru 23) .....	1
1	946940	SCREW, Adjusting .....	1
2	949370	CAP KIT (Inc 3) .....	1
3	----	BASE, Adjusting Knob (See 2).....	1
4	25K-30014	O-RING .....	1
5	946936	BODY, Brake Lever .....	1
6	25E-18	WASHER, Body to Bracket .....	1
7	----	SRIVET, Pivot Bracket (See A).....	1
8	862738	PIN, Adjusting Screw .....	1
9	862656	SPACER, Pivot Bracket .....	1
10	862653	BRACKET, Pivot .....	1
11	862655	SPACER, Pivot Bracket .....	1
12	862653	BRACKET, Pivot .....	1
13	862656	SPACER, Pivot Bracket .....	1
14	1F-312	COTTER, Link Pivot Pin .....	1
15	946938	BRACKET, Lever Mounting - R.H. ....	1
16	946937	BRACKET, Lever Mounting - L.H. ....	1
17	25E-15	WASHER, Link Pivot Pin .....	1
18	25E-18	WASHER .....	1
19	946939	LINK .....	1
20	946939	LINK .....	1
21	862652	LINK, Adjusting Screw .....	1
22	941238	PIN, Link to Tube .....	1
23	862648	TUBE, Adjusting Screw .....	1

§ Not Sold Separately

**WHEN ORDERING PARTS, ALWAYS STATE MODEL AND SERIAL NO. OF MACHINE**



# CLARK EQUIPMENT COMPANY

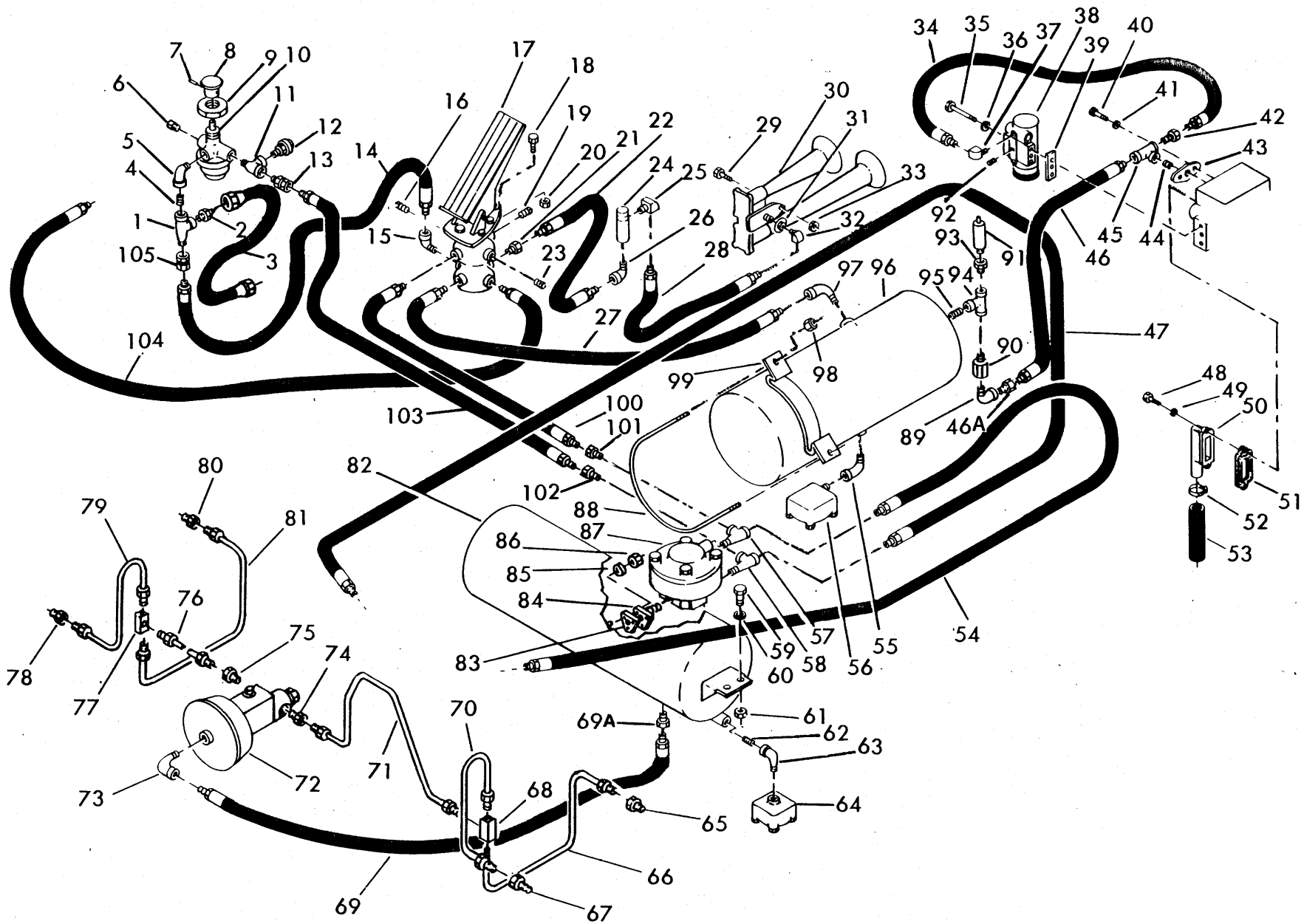


## BRAKE POWER CLUSTER ASSEMBLY

Item	Part No.	Description	Qty.
A	1578774	POWER CLUSTER ASSY (Inc. 1 thru 28)	1
B	945041	REPAIR KIT (Inc. 3, 4, 6, 22, 23)	1
1	356612	BUSHING	1
2	945034	SHELL	1
3	---	SCUP (See "B")	1
4	---	SWIPER (See "B")	1
5	945035	PISTON	1
6	---	BOOT (See "B")	1
7	945036	SPRING	1
8	945037	HEAD ASSY (Inc. 8 thru 11)	1
9	945029	SCREEN	1
10	945044	FILTER	1
11	945029	SCREEN	1
12	945043	RING, Retainer	1
13	892287	CAP	1
14	857933	GASKET	1
15	1C-624	BOLT	3
16	4E-06	LKWSHR	3
17	945038	INDICATOR	1
18	10F-02	PLUG	1
19	947740	HOUSING	1
20	945042	RETAINER	1
21	955321	SPRING	1
22	---	SCUP (See "B")	1
23	---	PISTON ASSY (See "B")	1
24	955326	PLATE	1
25	955323	RING, Retainer	1
26	945040	PLATE	1
27	1C-510	BOLT	8
28	6E-05	LKWSHR	8
29	17C-1016	BOLT (Tractor Only)	2
30	4E-10	LKWSHR (Tractor Only)	2
31	1578618	BRACKET (Tractor Only)	1
32	4E-07	LKWSHR	3
33	18C-716	BOLT	3

SN Not Sold Separately

**WHEN ORDERING PARTS, ALWAYS STATE MODEL AND SERIAL NO. OF MACHINE**



BRAKE AND AIR HORN SYSTEM

# CLARK EQUIPMENT COMPANY

## BRAKE AND HORN AIR SYSTEM

Item	Part No.	Description	Qty.
1	626582	TEE . . . . .	1
2	89F-3	CONNECTOR . . . . .	1
3	1582764	HOSE . . . . .	1
4	5K-106	NIPPLE. . . . .	1
5	26F-1	ELBOW. . . . .	1
6	16F-2	PLUG . . . . .	1
7	-----	SPIN (Inc w/10) . . . . .	1
8	-----	SKNOB (Inc w/10) . . . . .	1
9	-----	SNUT (Inc w/10) . . . . .	1
10	1567200	VALVE, Emergency Brake . . . . .	1
10A	-----	† *REPLACEMENT KIT (B.W. 281126) . . . . .	1
11	626582	TEE, Emergency Brake. . . . .	1
12	-----	SWITCH, Lo-Air (See Elect. System). . . . .	1
13	36F-1	ADAPTER . . . . .	1
14	1564729	HOSE . . . . .	1
15	25F-02	ELBOW. . . . .	1
16	16F-08	PLUG . . . . .	1
17	1582672	**VALVE, Foot Brake . . . . .	1
18	17C-520	BOLT . . . . .	6
19	16F-08	PLUG . . . . .	1
20	59D-05	NUT . . . . .	6
21	19F-05	BUSHING . . . . .	1
22	1567162	HOSE . . . . .	1
23	13F-08	PLUG . . . . .	1
24	1550934	VALVE, Horn . . . . .	1
25	873039	ELBOW. . . . .	1
26	26F-02	ELBOW. . . . .	1
27	1567154	HOSE . . . . .	1
28	1567154	HOSE . . . . .	1
29	17C-524	BOLT . . . . .	1
30	593388	HORN (Inc 31). . . . .	1
31	-----	§ADAPTER, Retainer (Inc w/30) . . . . .	1
32	873039	ELBOW. . . . .	1
33	59D-05	NUT . . . . .	1
34	593650	HOSE . . . . .	1
35	17C-548	BOLT . . . . .	3
36	4E-05	LKWSHR. . . . .	3
37	873039	ELBOW. . . . .	1
38	3215964	GOVERNOR . . . . .	1
39	942646	ADAPTER. . . . .	1
40	17C-514	BOLT . . . . .	2
41	4E-05	LKWSHR. . . . .	2
42	19F-04	REDUCER. . . . .	1
43	510452	ADAPTER. . . . .	1
44	5K-409	NIPPLE. . . . .	1
45	20F-16	TEE . . . . .	1
46	539481	HOSE . . . . .	1
46A	36F-03	ADAPTER. . . . .	1
47	1585441	HOSE . . . . .	1
48	17C-532	BOLT . . . . .	2
49	4E-05	LKWSHR. . . . .	2
50	540888	ADAPTER. . . . .	1
51	875012	GASKET . . . . .	1
52	1545186	CLAMP. . . . .	2
53	1579527	HOSE . . . . .	1
54	1585441	HOSE . . . . .	1

Item	Part No.	Description	Qty.
55	26F-02	ELBOW. . . . .	1
56	1574308	*VALVE, Drain (B.W. 281924). . . . .	1
57	17F-02	TEE . . . . .	1
58	17F-02	TEE . . . . .	1
59	17C-620	BOLT . . . . .	4
60	25E-18	WASHER. . . . .	4
61	59D-05	NUT . . . . .	4
62	5K-208	NIPPLE. . . . .	1
63	26F-02	ELBOW. . . . .	1
64	1505580	*VALVE, Drain (B.W. 281923). . . . .	1
65	711257	ADAPTER. . . . .	1
66	1575039	TUBE . . . . .	1
67	711257	ADAPTER. . . . .	1
68	659924	TEE . . . . .	1
69	593449	HOSE . . . . .	1
69A	36F-02	ADAPTER. . . . .	1
70	1575031	TUBE . . . . .	1
71	1578619	TUBE . . . . .	1
72	-----	POWER CLUSTER ASSY, Brake (Inc 72A, 72B)—See Index. . . . .	1
72A	24K-06	† PLUG (Inc 72B) . . . . .	1
72B	91F-04	† O-RING. . . . .	1
73	26F-02	ELBOW. . . . .	1
74	711257	ADAPTER. . . . .	1
75	711257	ADAPTER. . . . .	1
76	1575035	TUBE . . . . .	1
77	659624	TEE . . . . .	1
78	711257	ADAPTER. . . . .	1
79	1575033	TUBE . . . . .	1
80	711257	ADAPTER. . . . .	1
81	1575037	TUBE . . . . .	1
82	1567189	TANK ASSY (Inc 82A thru 87). . . . .	1
82A	1566422	TANK. . . . .	1
83	1551321	GASKET . . . . .	1
84	1011127	ADAPTER. . . . .	1
85	4E-06	LKWSHR. . . . .	3
86	61D-06	NUT . . . . .	3
87	1567182	*VALVE, Relay (B.W. 281863). . . . .	1
88	1550899	"U" BOLT. . . . .	2
89	26F-03	ELBOW. . . . .	1
90	425413	VALVE, Check. . . . .	1
91	507815	VALVE, Safety. . . . .	1
92	40K-02	PLUG . . . . .	4
93	19F-03	ADAPTER. . . . .	1
94	18F-03	TEE . . . . .	1
95	5K-308	NIPPLE. . . . .	1
96	527684	RESERVOIR . . . . .	1
97	26F-02	ELBOW. . . . .	1
98	59D-06	NUT . . . . .	4
99	1551022	BRACKET. . . . .	2
100	1567152	HOSE . . . . .	1
101	36F-02	ADAPTER. . . . .	1
102	36F-02	ADAPTER . . . . .	1
103	1564730	HOSE . . . . .	1
104	1567157	HOSE . . . . .	1
105	31F-1	ADAPTER . . . . .	1

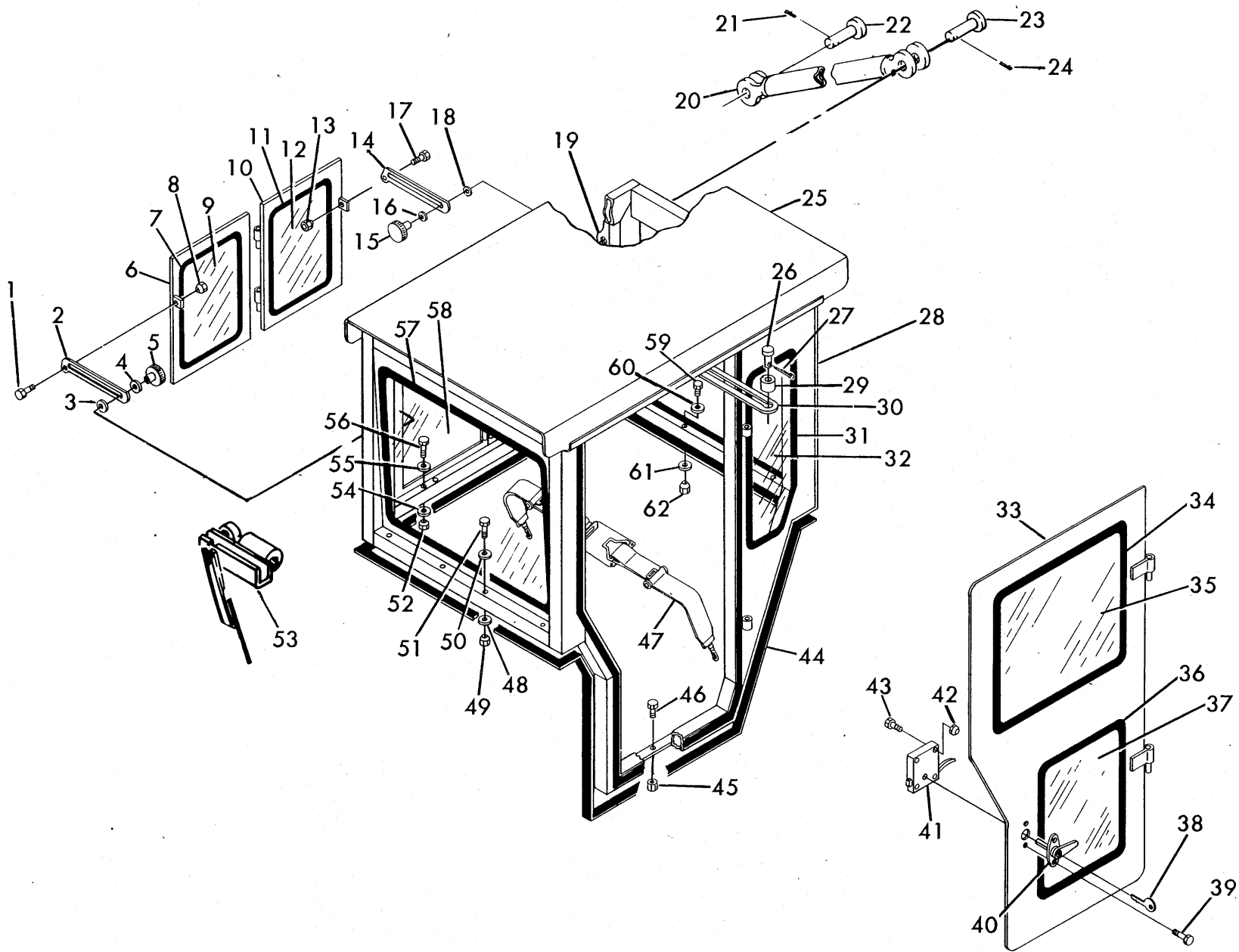
\*NOTE: Your local authorized Bendix-Westinghouse is equipped to furnish components of these parts.

\*\*NOTE: Use 962369 Repair Kit

† Not Illustrated

§ Not Sold Separately

**WHEN ORDERING PARTS, ALWAYS STATE MODEL AND SERIAL NO. OF MACHINE**



CAB ASSEMBLY - ROLLOVER


# CLARK EQUIPMENT COMPANY

## CAB ASSEMBLY -- ROLLOVER

Item	Part No.	Description	Qty.
1	17C-412	BOLT . . . . .	1
2	1573933	ARM, Window Adjuster . . . . .	1
3	25E-18	WASHER. . . . .	1
4	25E-18	WASHER. . . . .	1
5	1573946	KNOB. . . . .	1
6	1573858	FRAME, Window . . . . .	1
7	569694	MOLDING. . . . .	7"
8	59D-04	NUT . . . . .	1
9	1573854	GLASS . . . . .	1
10	1573856	FRAME, Window . . . . .	1
11	569694	MOLDING. . . . .	7"
12	1573854	GLASS . . . . .	1
13	59D-04	NUT . . . . .	1
14	1573933	ARM, Window Adjuster . . . . .	1
15	1573946	KNOB. . . . .	1
16	25E-18	WASHER. . . . .	1
17	17C-412	BOLT . . . . .	1
18	25E-18	WASHER. . . . .	1
19	1574466	† BUSHING . . . . .	1
20	1574948	SUPPORT . . . . .	1
21	1F-640	COTTER. . . . .	1
22	1564317	PIN. . . . .	1
23	1564317	PIN. . . . .	1
24	1F-640	COTTER. . . . .	1
25	1586548	CAB, Rollover (Inc 1 thru 19, 25 thru 52, 54 thru 62). . . . .	1
26	2F-06106	PIN. . . . .	1
27	1F-316	COTTER . . . . .	1
28	1573869	GLASS, Rear . . . . .	1
29	1574262	BUSHING . . . . .	1
30	1574263	ADJUSTER . . . . .	1
31	1586546	MOLDING. . . . .	1
32	1586543	GLASS . . . . .	1
33	1586524	DOOR. . . . .	1
34	1586545	MOLDING. . . . .	1
35	1586542	GLASS . . . . .	1
36	1586544	MOLDING. . . . .	1
37	1586541	GLASS . . . . .	1
38	-----	§ KEY. . . . .	2
39	32G-1010	SCREW . . . . .	2
40	1573917	HANDLE, Door (Inc 38) . . . . .	1
41	1563297	LATCH & HANDLE, Door . . . . .	1
42	50D-12	NUT . . . . .	4
43	85G-1216	SCREW . . . . .	4
44	1574927	MOLDING. . . . .	1
45	60D-10	NUT . . . . .	5
46	18C-1040	BOLT . . . . .	5
47	-----	SEAT BELT ASSY (See Options). . . . .	1
48	25E-21	WASHER. . . . .	4
49	60D-08	NUT . . . . .	4
50	25E-21	WASHER. . . . .	4
51	18C-880	BOLT . . . . .	4
52	60D-08	NUT . . . . .	6
53	-----	WIPER, MOTOR & BRACKET ASSY - See Index . . . . .	1
54	25E-21	WASHER. . . . .	6
55	25E-21	WASHER. . . . .	6
56	18C-856	BOLT . . . . .	6
57	1573916	MOLDING (Front & Rear) . . . . .	9'
58	1573869	GLASS, Front . . . . .	1
59	18C-880	BOLT . . . . .	4
60	25E-21	WASHER. . . . .	4
61	25E-21	WASHER. . . . .	4
62	60D-08	NUT . . . . .	4

† Not Illustrated  
§ Not Sold Separately

**WHEN ORDERING PARTS, ALWAYS STATE MODEL AND SERIAL NO. OF MACHINE**

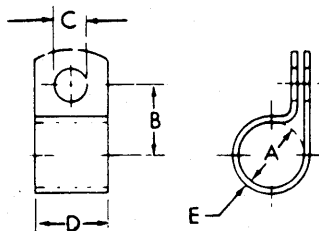


# CLARK EQUIPMENT COMPANY

## CLIP, WIRING, PIPE AND HOSE

The following types of clips are used in connection with the various wiring, fuel, air and hydraulic piping systems employed in this unit. When replacing clips identification can be made by checking type and physical dimensions listed to obtain part number.

### CLOSED CLIP



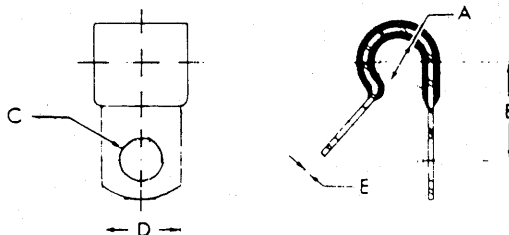
TS-5009-P

Item No.	PART NUMBER	A	B	C	D	E
1	6H-9	5/16	21/32	13/32	3/4	.032
2	6H-11	7/16	25/32	15/32	7/8	.032
3	6H-16	5/8	13/16	13/32	3/4	.048
4	6H-18	3/4	31/32	13/32	3/4	.060
5	6H-23	1 3/4	1 5/8	13/32	1	.060
6	6H-29	1/2	11/16	11/32	5/8	.048
7	6H-32	9/16	21/32	9/32	1/2	.048
8	6H-35	1 5/8	1 9/16	13/32	7/8	.060
9	6H-41	7/8	1 1/16	13/32	3/4	.060

## CLIP, WIRING, PIPE AND HOSE

The following types of clips are used in connection with the various wiring, fuel, air and hydraulic piping systems employed in this unit. When replacing clips identification can be made by checking type and physical dimensions listed to obtain part number.

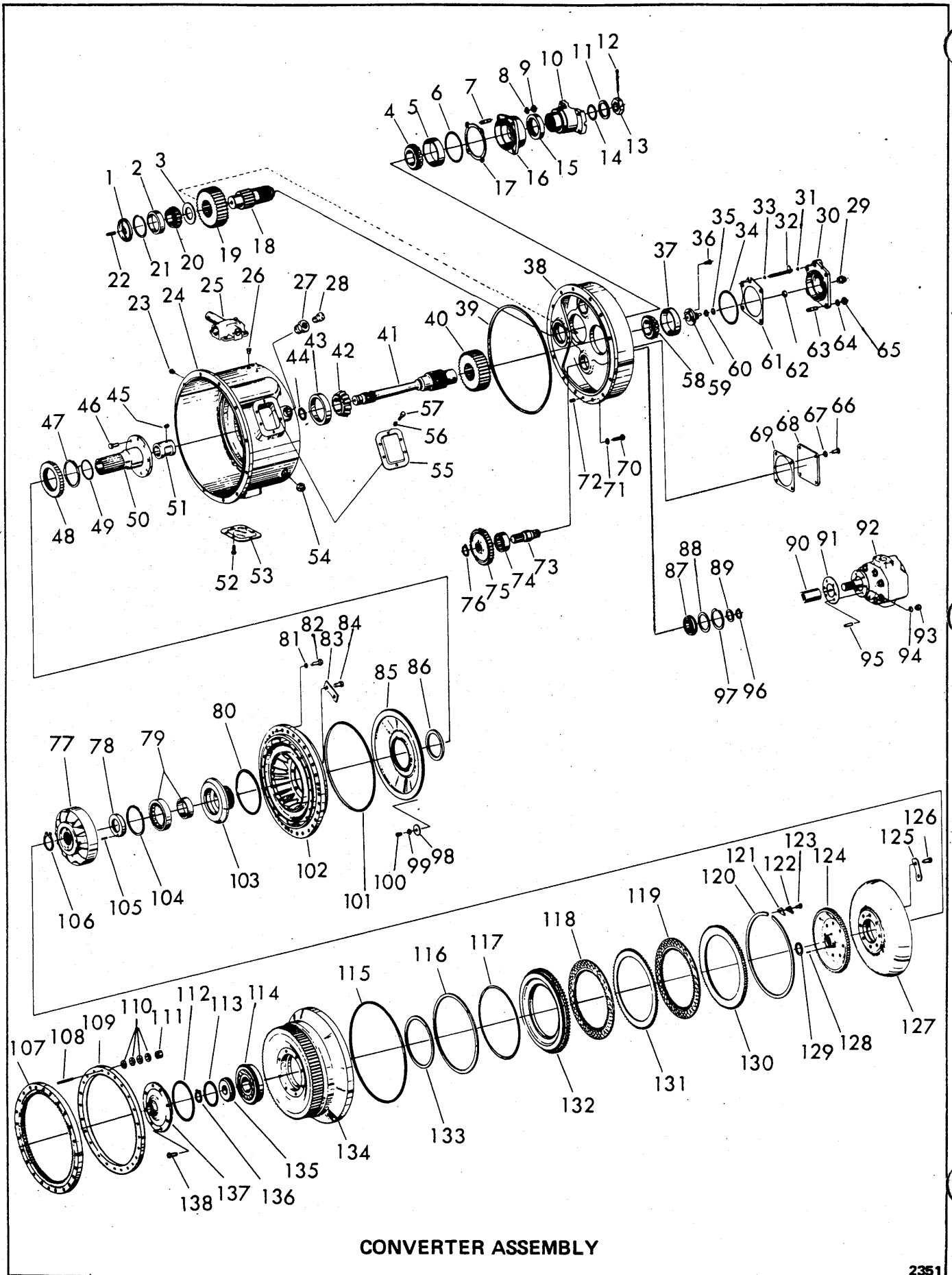
### INSULATED CLIP



TS-5008-P

Item No.	PART NUMBER	A	B	C	D	E
1	30H-8	1/8	17/32	11/32	5/8	.025
2	30H-10	3/16	1/2	9/32	1/2	.032
3	30H-14	1/4	17/32	9/32	1/2	.032
4	30H-20	5/16	11/16	13/32	3/4	.036
5	30H-26	7/16	11/16	11/32	5/8	.048
6	30H-38	5/8	27/32	13/32	3/4	.050
7	30H-46	13/16	15/16	13/32	3/4	.048

WHEN ORDERING PARTS, ALWAYS STATE MODEL AND SERIAL NO. OF MACHINE



CONVERTER ASSEMBLY

2351



# CLARK EQUIPMENT COMPANY

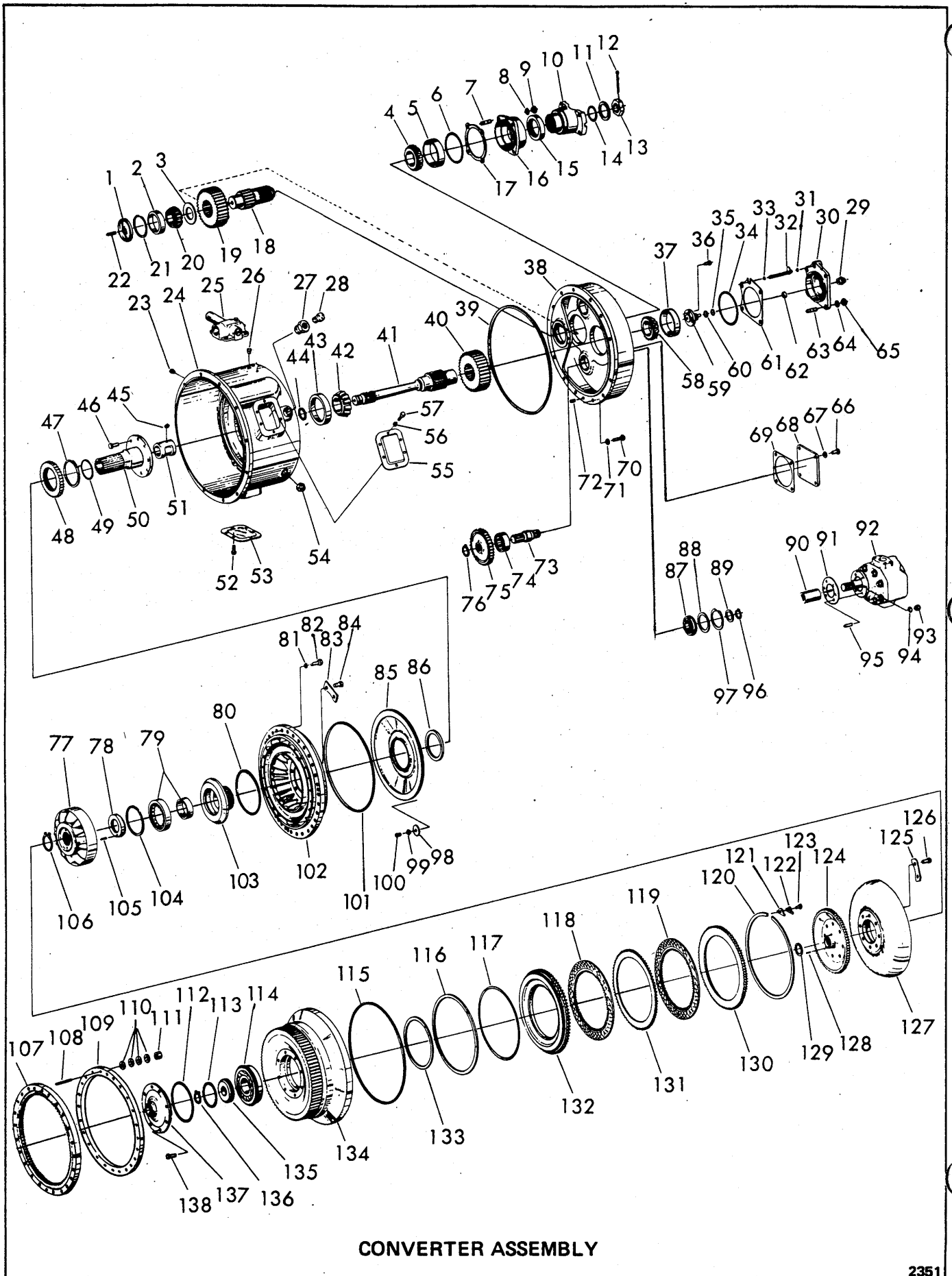
## CONVERTER ASSEMBLY

Item	Part No.	Description	Qty.	Item	Part No.	Description	Qty.
A	285468	CONVERTER ASSY (CL 8502-12) (Inc 1 thru 107, 113 thru 139) .....	1	33	25K-30012	O-RING .....	1
1	222027	BAFFLE, Oil .....	1	34	25K-40424	O-RING, Bearing Cap .....	1
2	675543	CUP, Front Bearing .....	1	35	209791	RING, Piston .....	1
3	218738	SPACER, Front Bearing .....	1	36	4C-612	SCREW, Adapter to Shaft .....	3
4	710791	CONE, Rear Bearing .....	1	37	710790	CUP, Bearing .....	1
5	710790	CUP, Rear Bearing .....	1	38	227064	COVER, Rear Housing .....	1
6	25K-40420	O-RING, Bearing Cap .....	1	39	218779	O-RING .....	1
7	204347	STUD, Bearing Cap .....	4	40	218729	GEAR, Turbine Shaft .....	1
8	4E-08	LKWSHR, Bearing Cap Stud .....	4	41	218731	SHAFT, Turbine .....	1
9	8D-08	NUT, Bearing Cap Stud .....	4	42	226027	CONE, Bearing .....	1
10	217475	FLANGE .....	1	43	226026	CUP, Bearing .....	1
11	222181	WASHER, Flange .....	1	44	223570	RING, Piston .....	1
12	1F-632	COTTER .....	1	45	10J-08	BALL.....	1
13	201262	NUT .....	1	46	8C-820	BOLT, Sleeve to Housing .....	8
14	25K-60204	O-RING .....	1	47	224009	RING, Retaining .....	1
15	225763	SEAL .....	1	48	233715	GEAR, Drive .....	1
16	218791	CAP, Bearing .....	1	49	209673	RING, Piston .....	1
17	218742	‡SHIM .....	—	50	218723	STATOR, Converter (Inc 45 & 51)	1
17A	218743	‡SHIM .....	—	51	218725	SLEEVE, Oil Distributor .....	1
17B	218744	‡SHIM .....	—	52	208261	SCREW & LKWSHR .....	4
18	218733	SHAFT, Output .....	1	53	201398	COVER, Inspection .....	2
19	218728	GEAR, Output .....	1	54	10F-20	PLUG, Drain .....	4
20	731283	CONE, Front Bearing .....	1	55	201398	COVER, Inspection .....	1
21	223900	RING, Retaining .....	1	56	— — —	LKWSHR (Inc w/57) .....	2
22	222031	TUBE, Oil .....	1	57	208261	SCREW & LKWSHR .....	2
23	40K-02	PLUG .....	1	58	710791	CONE, Bearing .....	1
24	231592	HOUSING, Converter .....	1	59	218861	ADAPTER, Lock-Up .....	1
25	— — —	VALVE, Pressure Regulating — See Index .....	1	60	209791	RING, Piston .....	1
26	40K-04	PLUG .....	1	61	218739	‡SHIM, Bearing Cap .....	—
27	19F-16	BUSHING .....	1	61A	218740	‡SHIM, Bearing Cap .....	—
28	233598	CHECK VALVE, Breather Assy	1	61B	218741	‡SHIM, Bearing Cap .....	—
29	202459	NUT, Tube .....	1	62	226056	SEAL .....	1
30	218734	CAP, Bearing .....	1	63	204347	STUD, Bearing Cap .....	4
31	25K-30012	O-RING .....	1	64	4E-08	LKWSHR .....	4
32	218737	TUBE, Lube .....	1	65	8D-08	NUT .....	4
				66	1C-814	BOLT, Pump Cover .....	4
				67	4E-08	LKWSHR .....	4

† Not Illustrated

‡ As Required

**WHEN ORDERING PARTS, ALWAYS STATE MODEL AND SERIAL NO. OF MACHINE**



CONVERTER ASSEMBLY

2351

# CLARK EQUIPMENT COMPANY

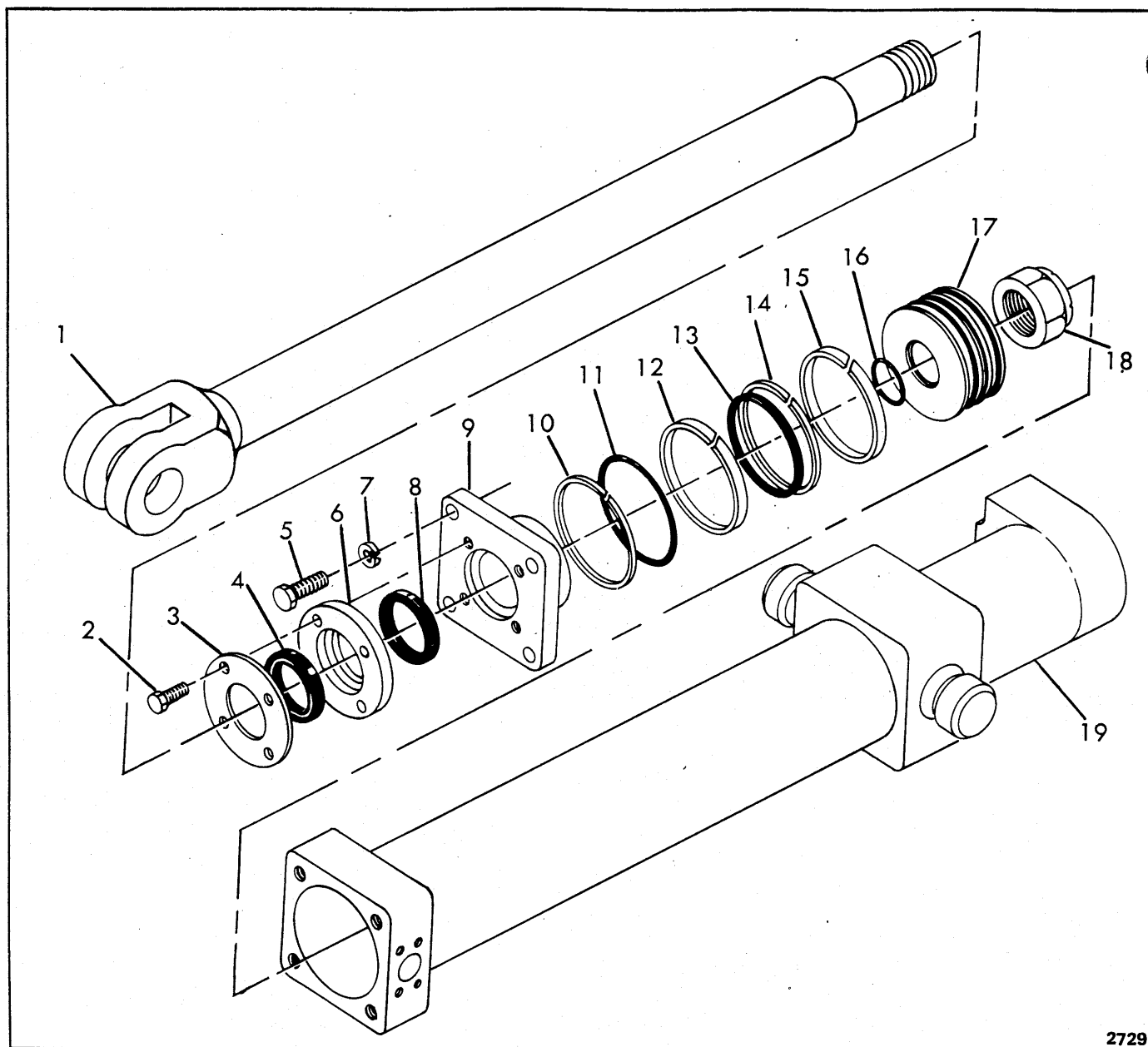
## CONVERTER ASSEMBLY (Continued)

Item	Part No.	Description	Qty.	Item	Part No.	Description	Qty.
68	216355	COVER, Pump .....	1	106	711161	RING, Retaining .....	1
69	552161	GASKET, Pump Cover .....	1	107	226595	RING, Gear .....	1
70	1C-722	BOLT .....	12	108	235050	STUD .....	24
71	4E-07	LKWSHR .....	12	109	230594	PLATE, Backing .....	1
72	214925	DOWEL .....	1	110	228987	WASHER (Bellville) .....	90
73	216095	SHAFT, Pump Drive .....	3	111	60D-06	NUT .....	24
74	225385	BEARING, Pump Shaft Front .....	3	112	60K-40608	O-RING .....	1
75	237167	GEAR, Driven .....	3	113	236986	RING, Piston .....	1
76	224036	RING, Retaining .....	3	113A	236987	†SPRING, Piston Ring Expander .....	1
77	218859	MEMBER, Reaction .....	1	114	225781	BEARING .....	1
78	218782	SPACER, Reaction Member .....	1	115	218778	O-RING .....	1
79	225778	BEARING, Impeller Hub .....	1	116	232166	RING, Outer Piston .....	1
80	60K-40700	O-RING .....	1	117	232167	O-RING, Piston .....	1
81	4E-06	LKWSHR .....	30	118	218715	DISC, Lock-Up Inner .....	1
82	1C-622	BOLT .....	30	119	218715	DISC, Lock-Up Inner .....	1
83	222019	LOCK PLATE .....	4	120	218722	RING, Retaining - Backing Plate .....	1
84	222221	SCREW .....	8	121	218749	LOCK PLATE, Retaining Ring .....	1
85	218721	BAFFLE, Oil .....	1	122	218750	LOCK PLATE .....	1
86	235593	SEAL .....	1	123	1C-510	BOLT .....	1
87	226025	BEARING, Pump Shaft Rear .....	3	124	218719	HUB, Turbine & Lock-Up .....	1
88	222038	WASHER, Outer .....	3	125	222008	LOCK PLATE .....	4
89	100838	WASHER, Inner .....	3	126	222223	SCREW .....	8
90	221992	SLEEVE, Pump Drive .....	1	127	222263	TURBINE .....	1
91	235961	GASKET, Pump .....	1	128	221478	DOWEL .....	2
92	237231	PUMP, Charging .....	1	129	223866	RING, Retaining .....	1
93	8D-06	NUT .....	3	130	218716	PLATE, Lock - Up Backing .....	1
94	4E-06	LKWSHR .....	3	131	218714	DISC, Lock-Up Outer .....	1
95	203253	STUD .....	3	132	218713	PISTON, Lock-Up .....	1
96	224039	RING, Retaining - Bearing Washer .....	3	133	216615	RING, Piston - Inner .....	1
97	223961	RING, Retaining - Bearing Washer .....	3	134	218757	COVER, Impeller .....	1
98	616786	WASHER .....	3	135	218855	RETAINER, Bearing .....	1
99	5E-06	LKWSHR .....	3	136	663834	RING, Retaining .....	1
100	1C-612	BOLT .....	3	137	218717	CAP, Impeller Cover Bearing .....	1
101	218777	O-RING .....	1	138	8C-716	BOLT .....	8
102	222265	IMPELLER .....	1	139	221391	†NAMEPLATE .....	1
103	222266	HUB, Impeller .....	1	140	207873	†DRIVE SCREW, Nameplate .....	2
104	223988	RING, Retaining .....	1				
105	302602	ROLL PIN, Reaction Member Spacer .....	1				

† Not Illustrated

‡ As Required

**WHEN ORDERING PARTS, ALWAYS STATE MODEL AND SERIAL NO. OF MACHINE**



2729

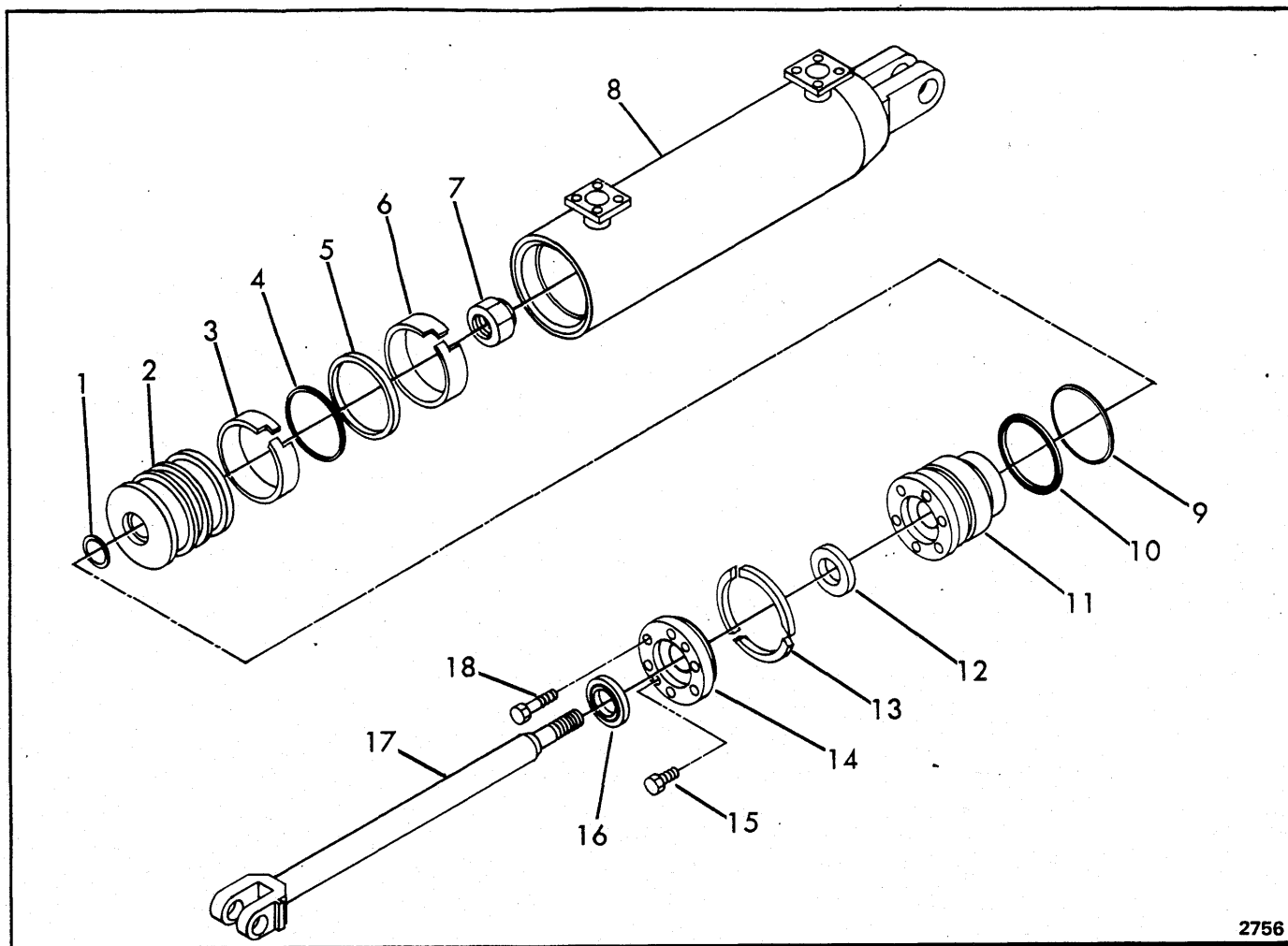
CYLINDER ASSEMBLY – 5" EJECTION

Item	Part No.	Description	Qty.
A	1585832	CYLINDER ASSY (Inc 1 thru 19) . . .	1
B	1586312	REPAIR KIT (Inc 4, 8, 10, 11, 13 thru 16) . . . . .	—
1	1585766	ROD ASSY . . . . .	1
2	33C-620	BOLT . . . . .	4
3	1585828	RING, Retaining. . . . .	1
4	1519195	WIPER . . . . .	1
5	17C-836	BOLT . . . . .	4
6	1585829	FLANGE. . . . .	1
7	1508222	WASHER. . . . .	4
8	1585906	SEAL . . . . .	1

Item	Part No.	Description	Qty.
9	1585830	CAP . . . . .	1
10	73K-248	RING, Back-Up. . . . .	1
11	25K-40424	O-RING. . . . .	1
12	1536234	RING, Wear . . . . .	1
13	1503465	RING, Inner. . . . .	1
14	1536235	RING, Outer . . . . .	1
15	1536234	RING, Wear . . . . .	1
16	25K-60116	O-RING . . . . .	1
17	1585831	PISTON. . . . .	1
18	60D-24	NUT. . . . .	1
19	1585826	BARREL, Cylinder . . . . .	1

WHEN ORDERING PARTS, ALWAYS STATE MODEL AND SERIAL NO. OF MACHINE

# CLARK EQUIPMENT COMPANY



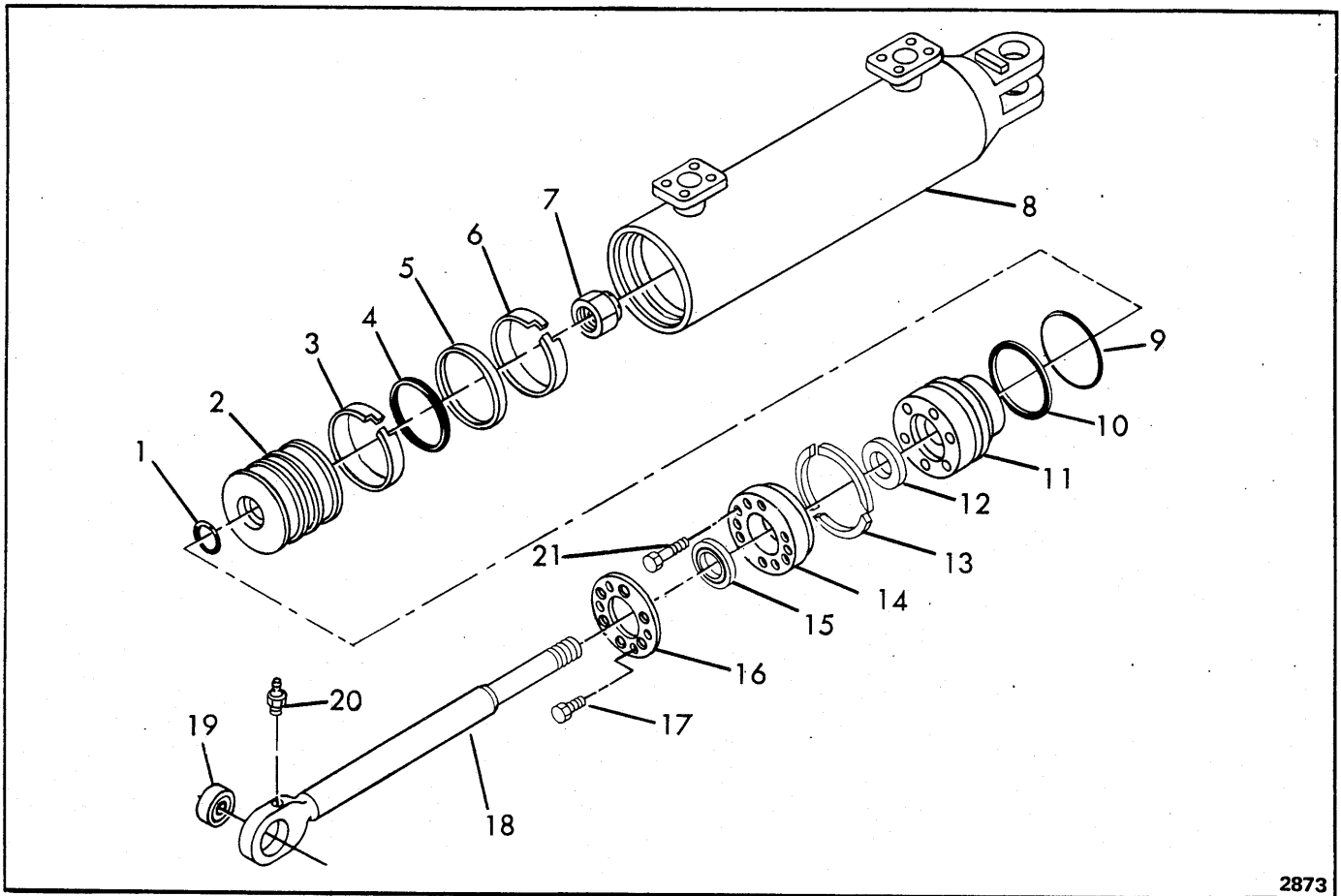
2756

**CYLINDER ASSEMBLY - 5" LIFT**

Item	Part No.	Description	Qty.
A	1586315	* HYDRAULIC CYLINDER ASSY - 5" (Inc 1 thru 18).	2
B	1585741	REPAIR KIT (Inc 1, 3 thru 6, 9, 10, 12, & 16).	-
*NOTE: Two (2) Cylinder Assemblies required per machine - Quantities listed below are for one (1) Cylinder Assembly			
1	25K-40108	O-RING.	1
2	1574699	PISTON.	1
3	1536234	RING, Wear.	1
4	1503465	RING, Inner.	1
5	1536235	RING, Outer.	1
6	1536234	RING, Wear.	1
7	60D-20	NUT.	1
8	1574737	BARREL, Cylinder.	1
9	25K-40424	O-RING.	1
10	73K-248	RING.	1
11	1585684	HEAD.	1
12	1585727	U-SEAL.	1
13	1574700	RETAINER.	3
14	1585683	FLANGE.	1
15	33C-812	BOLT, Puller.	2
16	1511539	WIPER.	1
17	1574738	ROD, Cylinder.	1
18	33C-824	BOLT.	6

**WHEN ORDERING PARTS, ALWAYS STATE MODEL AND SERIAL NO. OF MACHINE**

# CLARK EQUIPMENT COMPANY



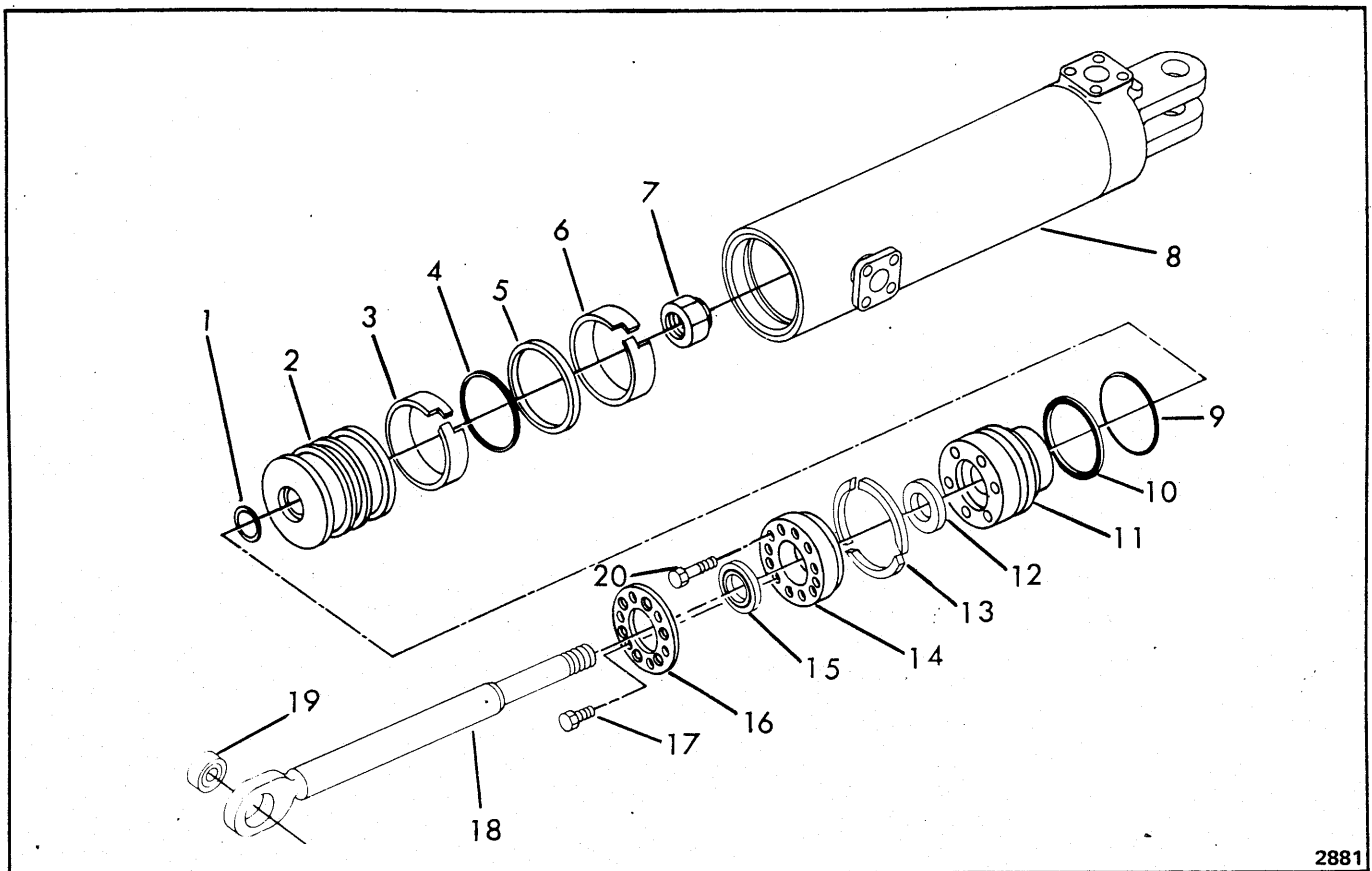
2873

## CYLINDER ASSEMBLY – 5" STEERING

Item	Part No.	Description	Qty.
A	1586292	*HYDRAULIC CYLINDER ASSY – 5" (Inc 1 thru 21).	2
B	1586835	REPAIR KIT (Inc 1, 3 thru 6, 9, 10, 12, 15).	2
*NOTE: Two (2) Cylinder Assemblies required per machine - Quantities listed below are for One (1) Cylinder Assembly.			
1	25K-40108	O-RING	1
2	1574699	PISTON	1
3	1536234	RING, Wear	1
4	1503465	RING, Inner	1
5	1536235	RING, Outer	1
6	1536234	RING, Wear	1
7	86D-20	LOCKNUT	1
8	1586279	BARREL, Cylinder	1
9	25K-40424	O-RING	1
10	73K-248	RING, Back-Up	1
11	1586834	HEAD	1
12	1585727	U-SEAL	1
13	1574700	RETAINER	3
14	1585683	FLANGE	1
15	1511539	WIPER	1
16	1586819	PLATE	1
17	33C-812	BOLT, Puller	3
18	1586287	ROD, Cylinder (Inc Item 19)	1
19	1574466	BUSHING	1
20	10H-25	FITTING, Grease	1
21	33C-824	BOLT	6

**WHEN ORDERING PARTS, ALWAYS STATE MODEL AND SERIAL NO. OF MACHINE**

# CLARK EQUIPMENT COMPANY

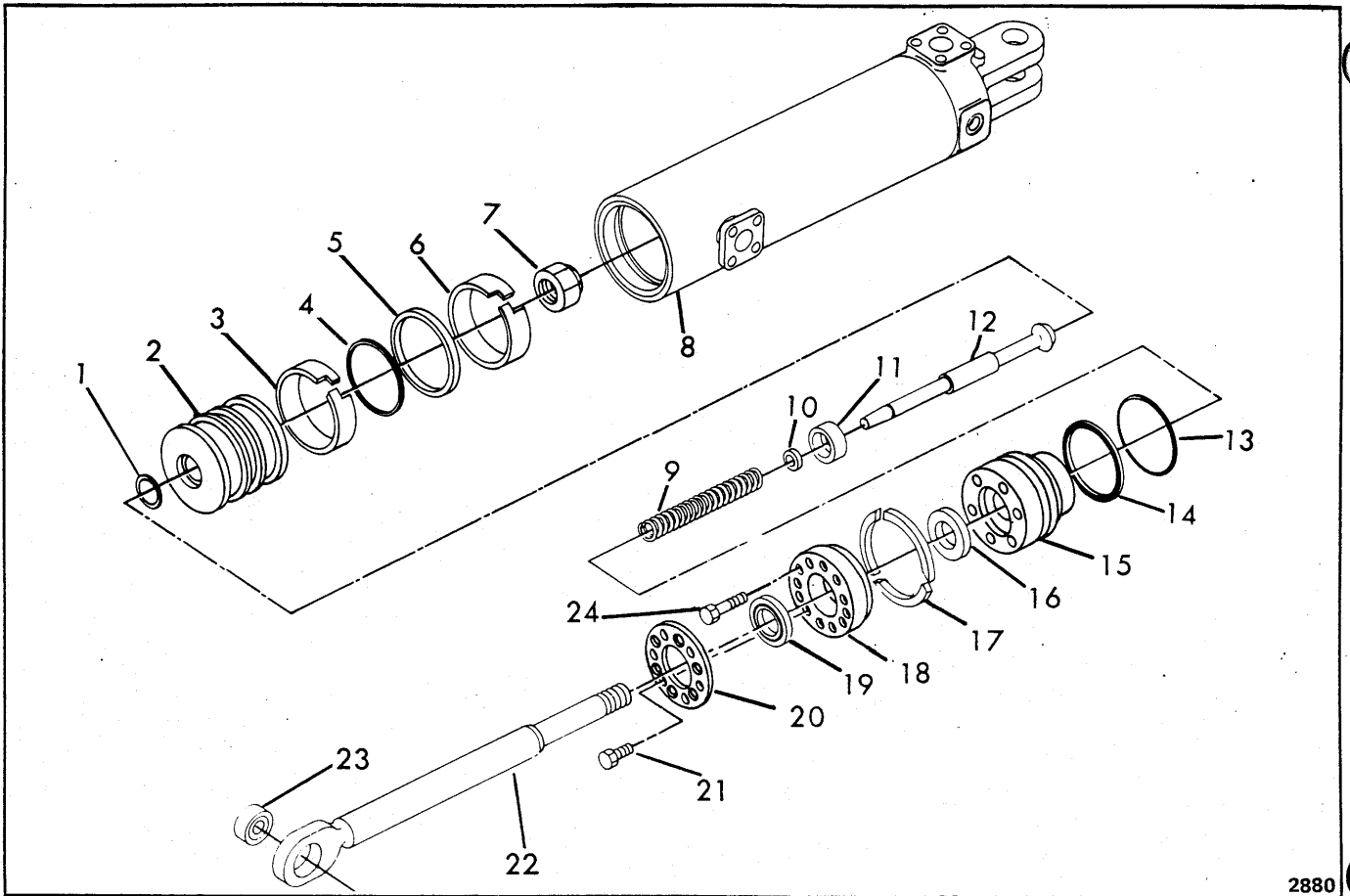


## CYLINDER ASSEMBLY L. H. - 5" SUSPENSION

Item	Part No.	Description	Qty.
A	1585681	CYLINDER, Suspension R. H. (Inc 1 thru 20)	1
B	1586835	REPAIR KIT (Inc 1, 4, 5, 6, 9, 10, 12, 16).	1
1	25K40108	O-RING.	1
2	1574699	PISTON.	1
3	1536234	RING, Wear.	1
4	1503465	RING, Inner.	1
5	1536235	RING, Outer.	1
6	1536234	RING, Wear.	1
7	86D20	LOCKNUT.	1
8	1585732	BARRELL, Cylinder.	1
9	73K350	O-RING.	1
10	25K60420	RING, Back-Up.	1
11	1586834	HEAD.	1
12	1585727	U-SEAL.	1
13	1574700	RETAINER.	3
14	1585683	FLANGE.	1
15	1511539	WIPER.	1
16	1586819	PLATE.	1
17	17C816	BOLT.	6
18	1585673	ROD, Cylinder (Inc 19).	1
19	1574466	BUSHING.	1
20	33C824	BOLT.	6

**WHEN ORDERING PARTS, ALWAYS STATE MODEL AND SERIAL NO. OF MACHINE**

# CLARK EQUIPMENT COMPANY



2880

## CYLINDER ASSEMBLY R. H. - 5" SUSPENSION

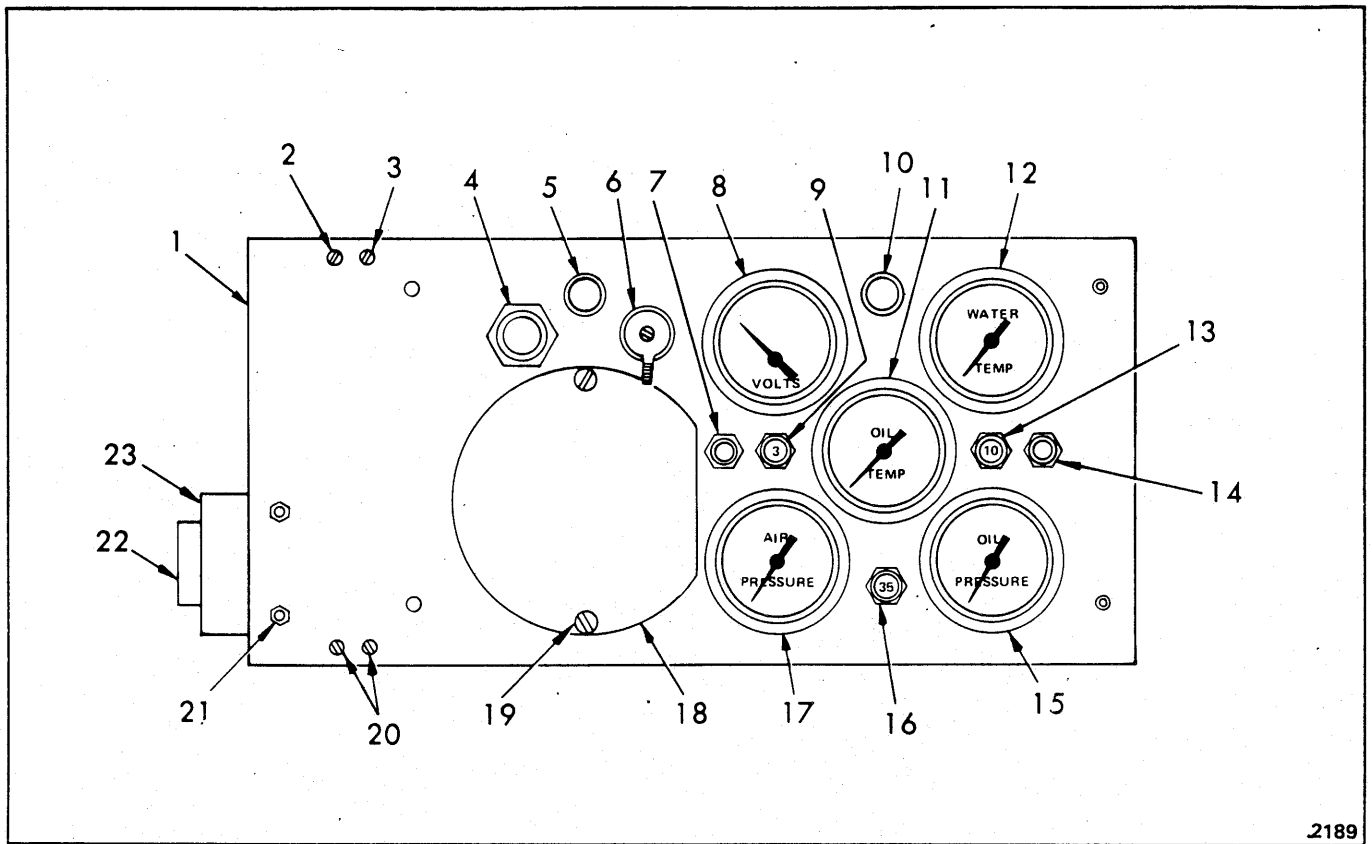
Item	Part No.	Description	Qty.
A	1585682	CYLINDER, Suspension L. H. (Inc 1 thru 24) . . . . .	1
B	1586835	REPAIR KIT (Inc 1, 4, 5, 6, 13 14, 16, 19) . . . . .	1
1	25K-40108	O-RING . . . . .	1
2	1574699	PISTON . . . . .	1
3	1536234	RING, Wear . . . . .	1
4	1503465	RING, Inner . . . . .	1
5	1536235	RING, Outer . . . . .	1
6	1536234	RING, Wear . . . . .	1
7	86D20	LOCKNUT . . . . .	1
8	1585731	BARREL, Cylinder . . . . .	1
9	1577936	SPRING . . . . .	1
10	1525908	WASHER . . . . .	1

Item	Part No.	Description	Qty.
11	1585724	CAP . . . . .	1
12	1572915	PLUNGER . . . . .	1
13	25K-60420	O-RING . . . . .	1
14	73K-350	RING, Back-Up . . . . .	1
15	1586834	HEAD . . . . .	1
16	1585727	U-SEAL . . . . .	1
17	1574700	RETAINER . . . . .	3
18	1585683	FLANGE . . . . .	1
19	1511539	WIPER . . . . .	1
20	1586819	PLATE . . . . .	1
21	17C-816	BOLT . . . . .	6
22	1585674	ROD, Cylinder (Inc 23) . . . . .	1
23	1574466	BUSHING . . . . .	1
24	33C-824	BOLT . . . . .	6

**WHEN ORDERING PARTS, ALWAYS STATE MODEL AND SERIAL NO. OF MACHINE**



# CLARK EQUIPMENT COMPANY

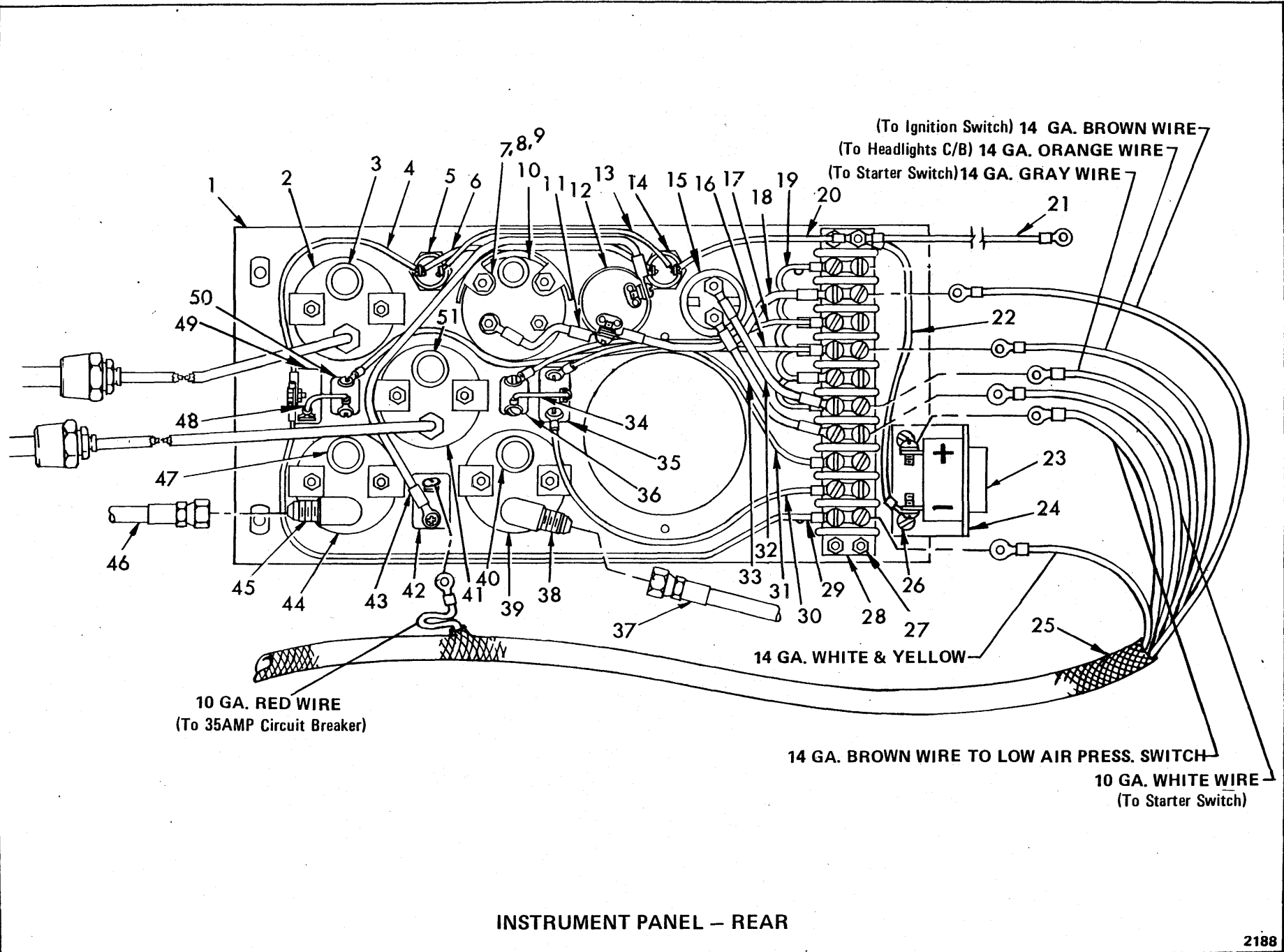


2189

**INSTRUMENT PANEL (FRONT)**

Item	Part No.	Description	Qty.
A	1584274	INSTRUMENT PANEL ASSY (Inc. Front and Rear) .....	1
1	1584229	PANEL .....	1
2	41G-816	SCREW .....	1
3	41G-812	SCREW .....	1
4	600259	SWITCH, Starter .....	1
5	1583984	LIGHT, Instrument Panel .....	1
6	1576774	SWITCH, Ignition .....	1
7	1579913	SWITCH, Wiper .....	1
8	1534305	VOLTMETER .....	1
9	949743	CIRCUIT BREAKER, 3 AMP – Wiper .....	1
10	1583984	LIGHT, Instrument Panel .....	1
11	1584254	GAUGE, Converter Oil Temp. ....	1
12	1564927	GAUGE, Water Temp. ....	1
13	1513548	CIRCUIT BREAKER, 10 AMP – Headlights .....	1
14	1579912	SWITCH, Light.....	1
15	955249	GAGE, Engine Oil Pressure .....	1
16	2503216	CIRCUIT BREAKER, 35 AMP – Ignition Switch .....	1
17	1569676	GAUGE, Brake Air Pressure.....	1
18	1543286	COVER .....	1
19	18G-804	SCREW .....	2
20	41G-812	SCREW .....	2
21	50D-8	NUT .....	2
22	---	ALARM, Low Air Pressure (See Electrical System) .....	1
23	1584249	BRACKET .....	1

**WHEN ORDERING PARTS, ALWAYS STATE MODEL AND SERIAL NO. OF MACHINE**



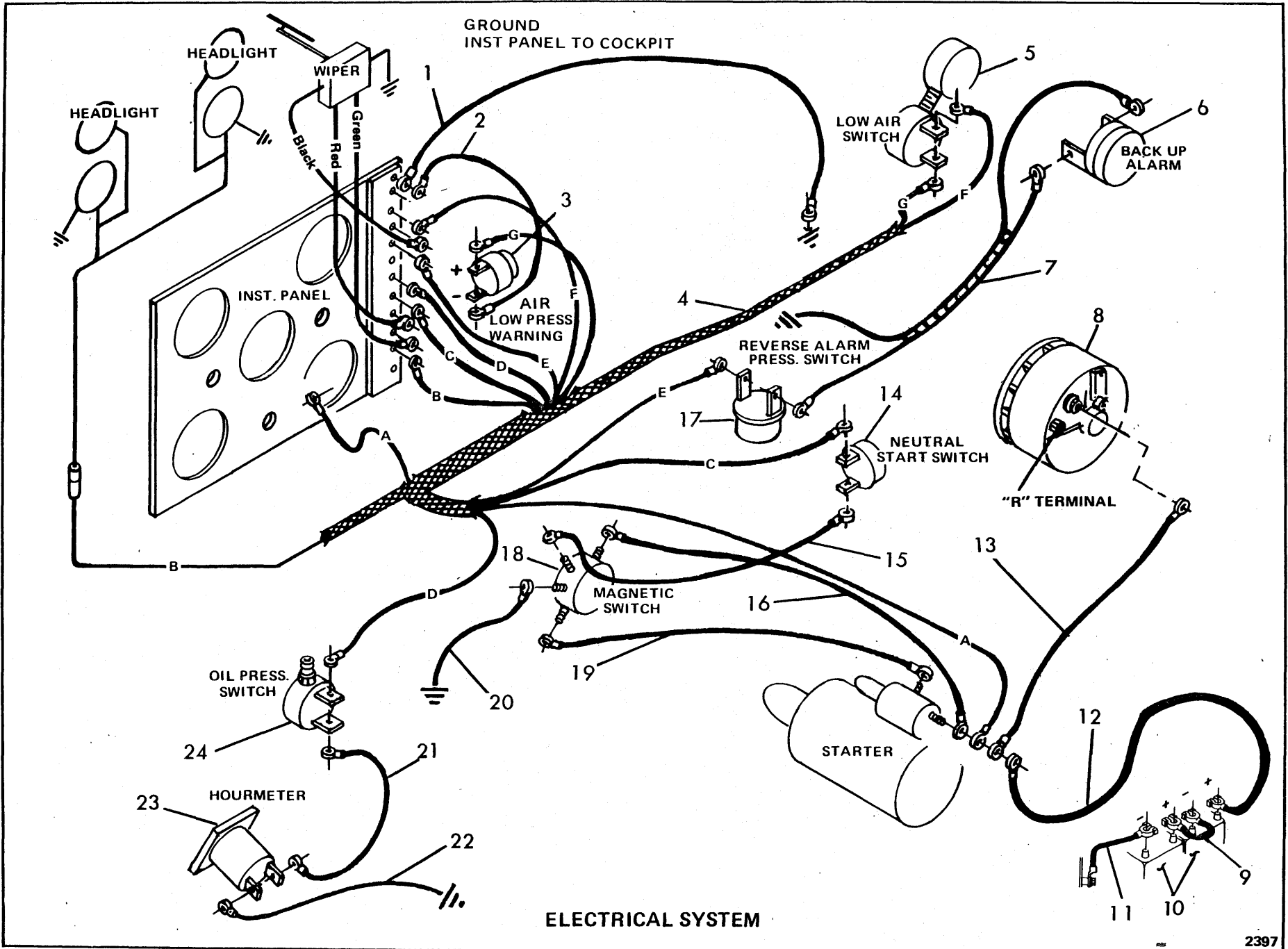
INSTRUMENT PANEL - REAR

# CLARK EQUIPMENT COMPANY

## INSTRUMENT PANEL (REAR)

Item	Part No.	Description	Qty.
A	1584274	INSTRUMENT PANEL ASSY (Inc. 1 thru 24, 26 thru 36, 38 thru 45, 47 thru 51)	1
1	1584229	PANEL, Instrument	1
2	-----	GAUGE, Water Temp. See Front Panel	1
3	1584256	PLUG	1
4	1584235	WIRE ASSY	1
5	-----	LIGHT, Instrument Panel See Front Panel	1
6	1584234	WIRE	1
7	1534136	CLAMP	1
8	12E-10	LKWSHR	2
9	14D-10	NUT	2
10	-----	VOLTMETER See Front Panel	1
11	1584231	WIRE ASSY	1
12	-----	SWITCH, Ignition See Front Panel	1
13	1584233	WIRE	1
14	-----	LIGHT, Instrument Panel See Front Panel	1
15	-----	SWITCH, Starter See Front Panel	1
16	1584241	WIRE ASSY	1
17	1584244	WIRE ASSY	1
18	1584237	WIRE ASSY	1
19	1584246	WIRE, Jumper	1
20	1584232	WIRE ASSY	1
21	1584247	WIRE ASSY	1
22	1584265	WIRE ASSY	1
23	-----	ALARM, Low Air Pressure See Front Panel	1
24	1584249	BRACKET	1
25	-----	LOOM ASSY - See Electrical System	1
26	41G-810	SCREW	2
27	12D-08	NUT	5
28	632336	BLOCK, Terminal	1
29	1584239	WIRE ASSY	1
30	1584245	WIRE ASSY	1
31	1584242	WIRE ASSY	1
32	1584236	WIRE ASSY	1
33	1584236	WIRE ASSY	1
34	1584243	WIRE ASSY	1
35	-----	SWITCH, See Front Panel	1
36	-----	CIRCUIT BREAKER, 3 AMP - Wiper - See Front Panel	1
37	1582764	HOSE	1
38	85F-3	ELBOW, 90° Female	1
39	-----	GAUGE, Air Pressure See Front Panel	1
40	1584256	PLUG	1
41	-----	GAUGE, Oil Temp. See Front Panel	1
42	-----	CIRCUIT BREAKER, 35 AMP - Ignition Switch - See Front Panel	1
43	1584238	WIRE ASSY	1
44	-----	GAUGE, Oil Pressure See Front Panel	1
45	85F-3	ELBOW, 90° Female	1
46	1582266	HOSE	1
47	1584256	PLUG	1
48	1584240	WIRE ASSY	1
49	-----	SWITCH, Light - See Front Panel	1
50	-----	CIRCUIT BREAKER, 10 AMP - Headlights - See Front Panel	1
51	1584256	PLUG	1

**WHEN ORDERING PARTS, ALWAYS STATE MODEL AND SERIAL NO. OF MACHINE**



ELECTRICAL SYSTEM

# CLARK EQUIPMENT COMPANY

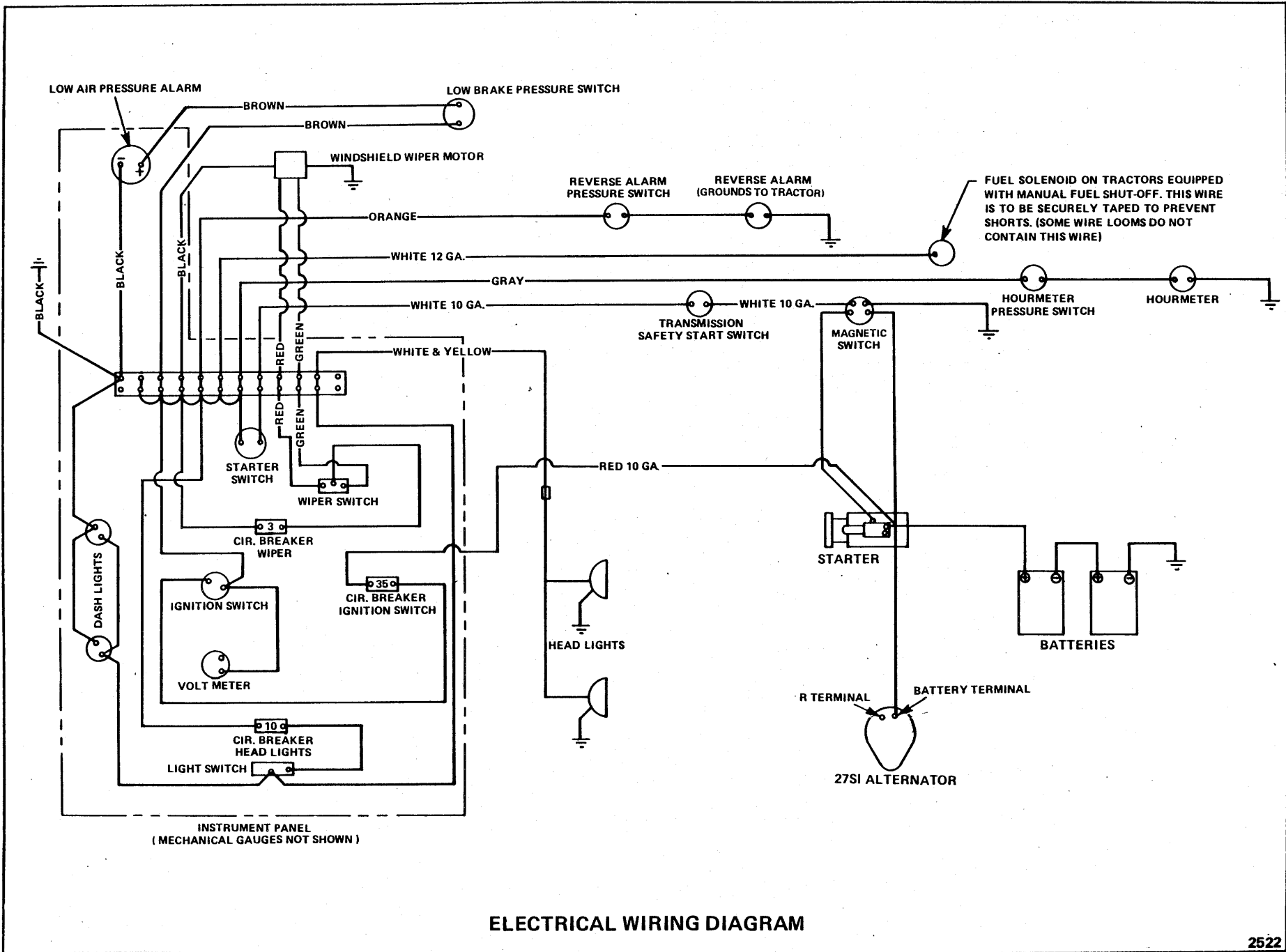
## ELECTRICAL SYSTEM

Item	Part No.	Description	Qty.
1	1584247	WIRE ASSY. ....	1
2	1584265	WIRE ASSY. ....	1
3	1782699	WARNING, Low Air . . . . .	1
4	1584275	LOOM ASSY . . . . .	1
5	1578310	SWITCH, Low Air . . . . .	1
6	1542966	ALARM, Back-Up . . . . .	1
7	1575041	WIRE ASSY. ....	1
8	3575883	ALTERNATOR (24 Volt, 65 Amp, D. R.1100077) . . . . .	1
9	584891	CABLE, Battery . . . . .	1
10	1310121	BATTERY (Dry). . . . .	2
11	582702	CABLE, Ground . . . . .	1
12	593227	CABLE, Starter. . . . .	1
13	2502552	WIRE . . . . .	1
14	236395	SWITCH, Neutral Start. . . . .	1
15	---	SWIRE (Inc w/4) . . . . .	1
16	1581831	WIRE . . . . .	1
17	1583976	SWITCH, Reverse Alarm. . . . .	1
18	1529233	SWITCH, Magnetic . . . . .	1
19	1581832	WIRE . . . . .	1
20	1581830	WIRE, Ground . . . . .	1
21	1584251	WIRE ASSY. ....	1
22	1584252	WIRE, Ground . . . . .	1
23	2524590	HOURMETER . . . . .	1
23A	85G-612	† SCREW (Dampener to Bracket) . . . . .	3
23B	50D-06	† NUT . . . . .	1
23C	13E-06	† LKWSHR. . . . .	6
23D	551251	† DAMPENER . . . . .	1
23E	85G-608	† SCREW (Gauge to Dampener) . . . . .	3
24	1550963	SWITCH, Engine Oil Pressure. . . . .	1
24A	19F-01	† BUSHING . . . . .	1
24B	5K-106	† NIPPLE. . . . .	1
24C	18F-01	† TEE . . . . .	1
24D	89F-03	† ADAPTER. . . . .	1

† Not Illustrated

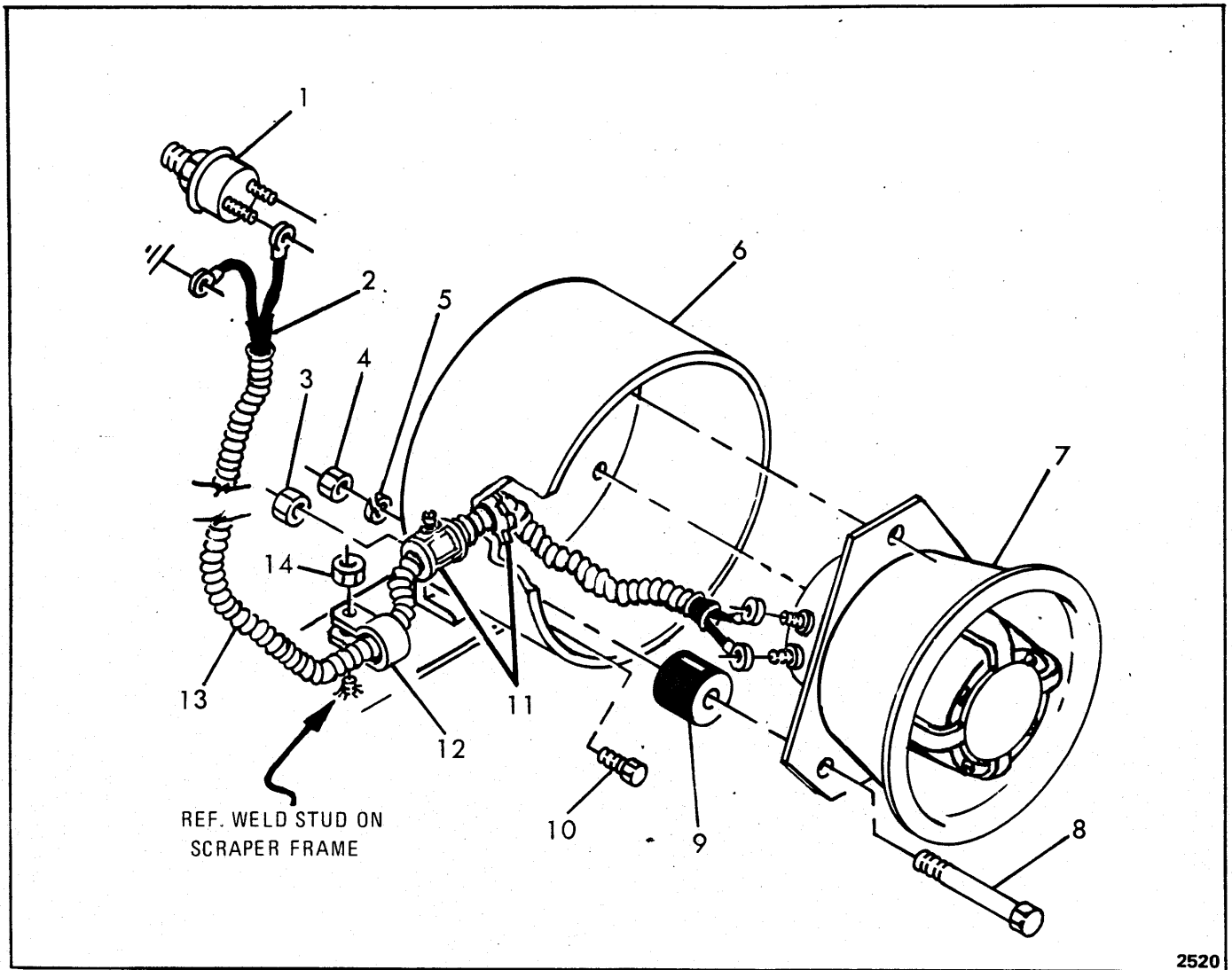
§ Not Sold Separately

**WHEN ORDERING PARTS, ALWAYS STATE MODEL AND SERIAL NO. OF MACHINE**



ELECTRICAL WIRING DIAGRAM

# CLARK EQUIPMENT COMPANY



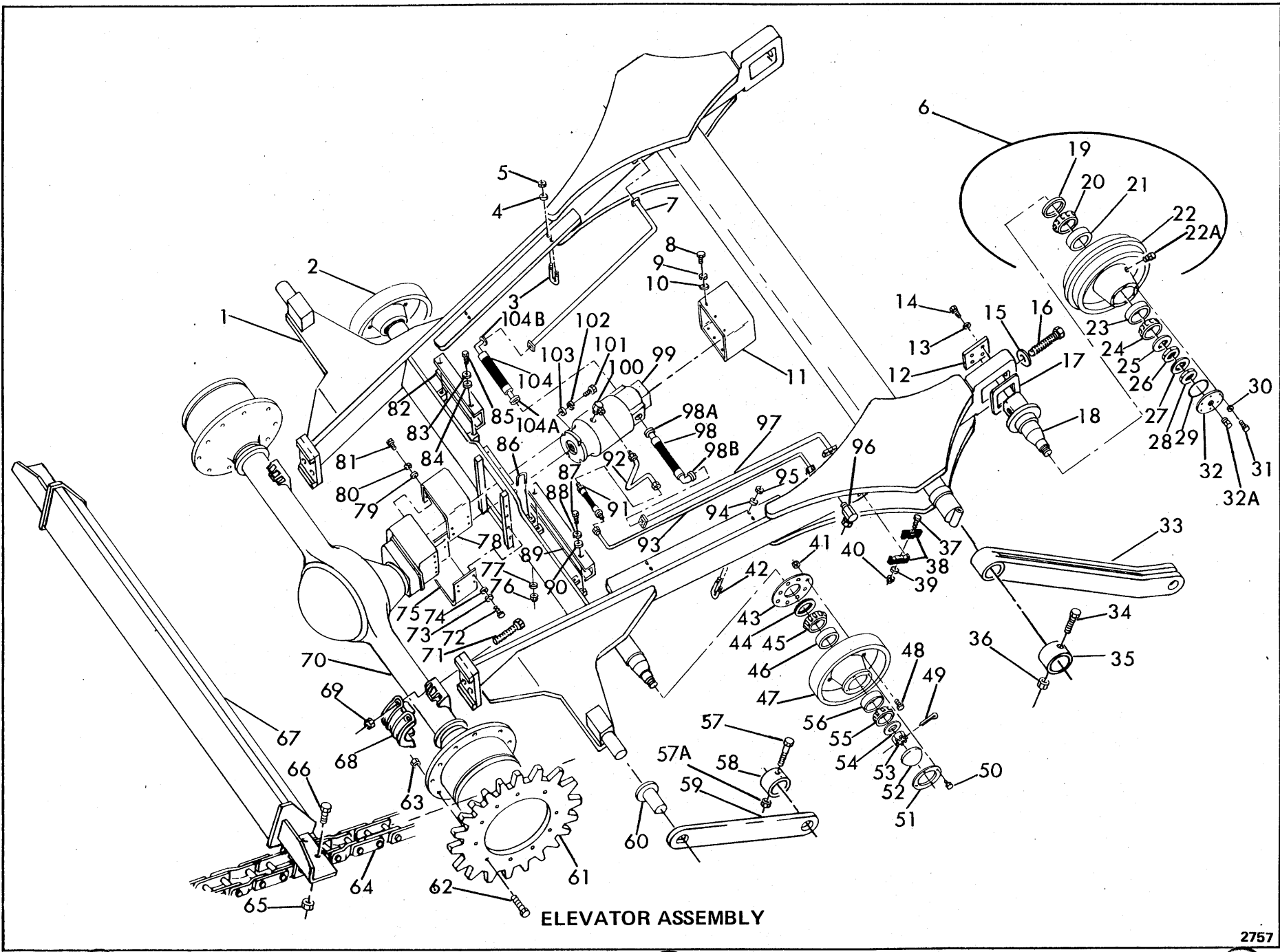
2520

## ALARM - BACK-UP

Item	Part No.	Description	Qty.
1	1583976	SWITCH, Pressure . . . . .	1
2	1575041	WIRE ASSY. . . . .	1
3	59D-06	NUT . . . . .	2
4	----	SNUT (Inc w/7) . . . . .	3
5	----	SLKWSHR (Inc w/7). . . . .	3
6	1574941	BRACKET ASSY . . . . .	1
7	1542966	ALARM, Back-Up . . . . .	1
8	----	SBOLT (Inc w/7) . . . . .	3
9	----	SMOUNT (Inc w/7). . . . .	3
10	17C-624	BOLT . . . . .	2
11	1671474	CONNECTOR . . . . .	1
12	30H-39	CLIP, Insulated. . . . .	1
13	1578398	CONDUIT . . . . .	1
14	59D-06	NUT . . . . .	1

§ Not Sold Separately

**WHEN ORDERING PARTS, ALWAYS STATE MODEL AND SERIAL NO. OF MACHINE**



ELEVATOR ASSEMBLY



# CLARK EQUIPMENT COMPANY


## ELEVATOR ASSEMBLY

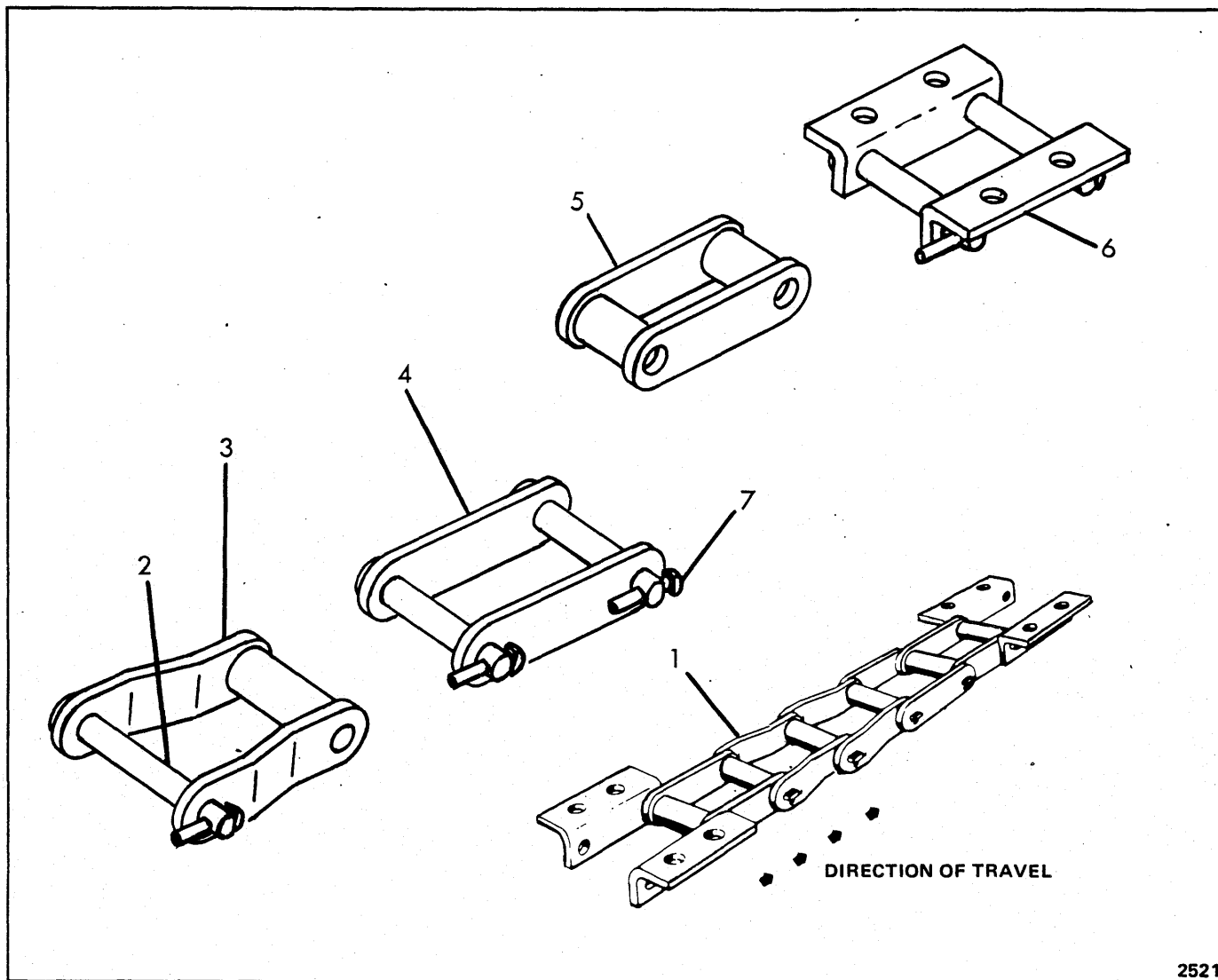
Item	Part No.	Description	Qty.	Item	Part No.	Description	Qty.
A	1586334	ELEVATOR ASSY (Inc 1 thru 32A, 37 thru 56 & 61 thru 104)	1	52	1577404	CAP	2
1	1583782	ELEVATOR FRAME	1	53	4D-14	NUT	2
2	-----	ROLLER ASSY (Order Piece Parts Only)	-	54	1575083	WASHER	2
3	1583763	U-BOLT	3	55	1575082	CONE	2
4	25E-22	WASHER	3	56	654154	CUP	2
5	59D-06	NUT	3	57	17C-896	BOLT	2
6	-----	ROLLER ASSY (Order Piece Parts Only)	-	57A	59D-08	NUT	2
7	1586337	TUBE	1	58	1580790	COLLAR	2
8	17C-816	BOLT	6	59	1581081	ARM, Lower	2
9	4E-08	LKWSHR.	6	60	1579586	BUSHING	2
10	25E-22	WASHER	6	61	1573286	SPROCKET	2
11	1583741	COVER, Motor	1	62	17C-1052	BOLT	20
12	1583730	PLATE	2	63	59D-10	NUT	20
13	1574492	WASHER	8	64	-----	CHAIN SET - See Index	-
14	17C-1240	BOLT	8	65	59D-08	NUT	120
15	1564844	WASHER	2	65A	106762	† WASHER	120
16	1583727	BOLT, Adj.	2	66	17C-828	BOLT	120
17	1583781	‡ SHIM (.1345)	-	67	1583616	DRAG ASSY	15
18	1583755	SPINDLE	2	68	2105447	PLATE	2
19	1584629	SEAL	2	69	59D-14	NUT	8
20	791085	CONE	2	70	-----	AXLE ASSY - See Index	1
21	658987	CUP	2	71	17C-14120	BOLT	8
22	1583750	ROLLER	2	72	17C-1024	BOLT	8
22A	40K-08	PLUG	2	73	4E-10	LKWSHR.	8
23	1315531	CUP	2	74	616800	WASHER	8
24	1584727	CONE	2	75	1583746	COVER, Motor	1
25	1550754	WASHER	2	76	59D-06	NUT	10
26	1564161	NUT	2	77	25E-22	WASHER	10
27	1550754	WASHER	2	78	1583746	COVER, Motor	1
28	1564161	NUT	2	79	616800	WASHER	8
29	25K-40400	O-RING	2	80	4E-10	LKWSHR.	8
30	4E-06	LKWSHR.	12	81	17C-1024	BOLT	8
31	17C-616	BOLT	12	82	1583766	COVER	1
32	1583744	CAP	2	83	4E-08	LKWSHR.	2
32A	40K-08	PLUG	2	84	25E-22	WASHER	2
33	1586233	ARM, Upper	2	85	17C-816	BOLT	2
34	17C-880	BOLT	2	86	1585078	U-BOLT	5
35	1581226	RETAINER	2	87	17C-816	BOLT	2
36	59D-08	NUT	2	88	4E-08	LKWSHR.	2
37	17C-644	BOLT	1	89	1583765	COVER	1
38	1585095	CLAMP	2	90	25E-22	WASHER	2
39	25E-22	WASHER	1	91	1564782	HOSE	1
40	59D-06	NUT	1	92	1583768	TUBE ASSY	1
41	66D-09	NUT	8	93	1586339	TUBE ASSY	1
42	1583763	U-BOLT	3	94	25E-22	WASHER	6
43	1575102	PLATE, Cover	2	95	59D-06	NUT	6
44	1584174	SEAL	2	96	31F-5	ADAPTER	1
45	731284	CONE	2	97	1585104	TUBE	1
46	660181	CUP	2	98	1585097	HOSE	1
47	1582732	ROLLER (Inc 46 & 56)	2	98A	-----	FLANGE HALF (See Group "A")	-
47A	1584784	HUB	2	98B	-----	FLANGE HALF (See Group "A")	-
48	18C-928	BOLT	16	99	-----	MOTOR, Hydraulic - See Index	1
49	1F-628	COTTER	2	100	531684	ADAPTER	1
50	21C-512	BOLT	8	101	17C-828	BOLT	4
51	1584786	PLATE, Retainer	2	102	4E-08	LKWSHR.	4
				103	570988	WASHER	4
				104	1584632	HOSE	1
				104A	-----	FLANGE HALF (See Group "A")	-
				104B	-----	FLANGE HALF (See Group "A")	-

† Not Illustrated  
‡ As Required

GROUP	FLANGE HALF	O-RING	BOLT	LKWSHR	SIZE
No. Req'd Per Connection	2	1	4	4	
A	20J-16	58K-219	17C-728	4E-07	1"

**WHEN ORDERING PARTS, ALWAYS STATE MODEL AND SERIAL NO. OF MACHINE**

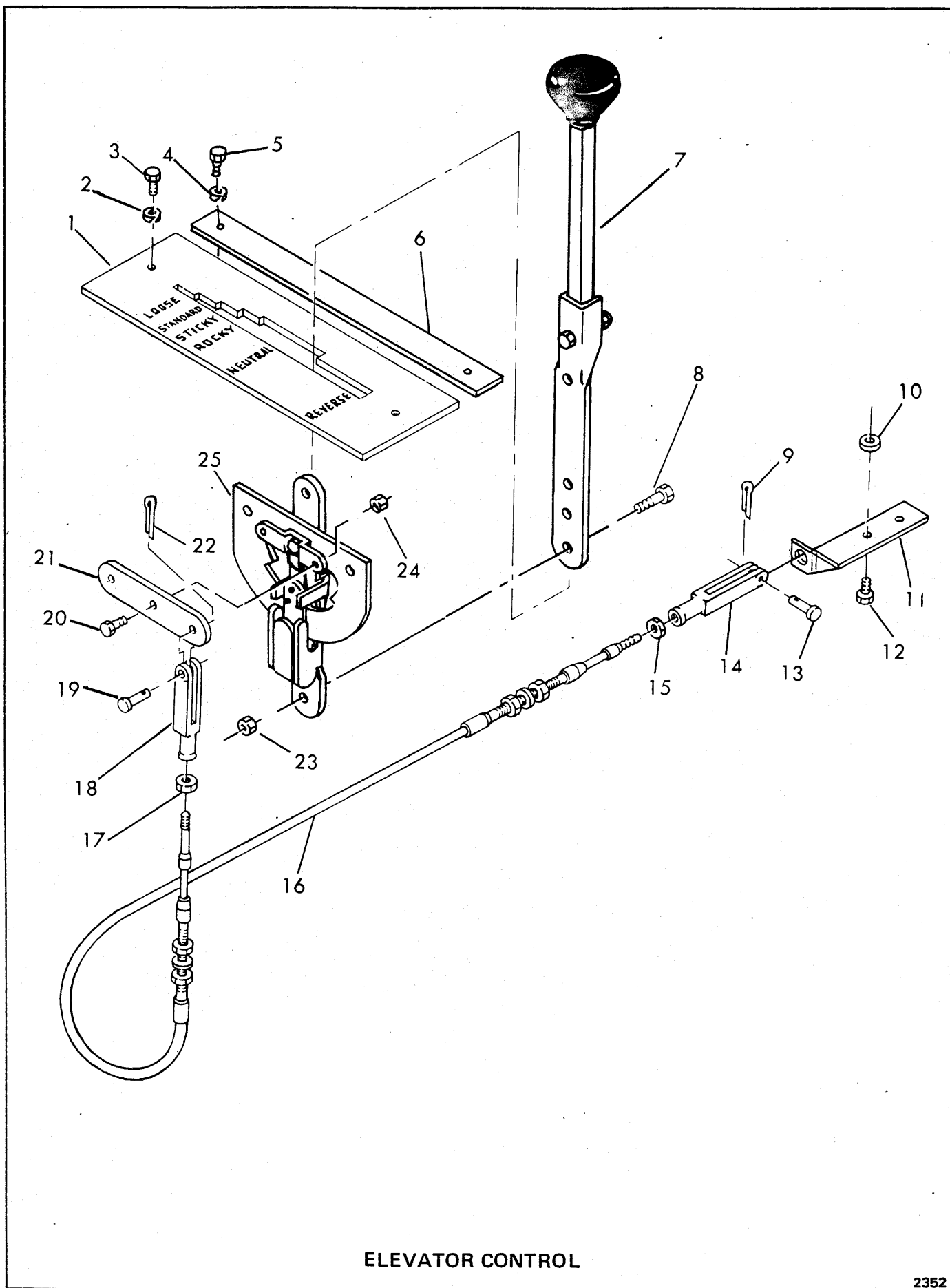




ELEVATOR CHAIN

Item	Part No.	Description	Qty.
1	1584620	CHAIN SET (Inc L.H. Assy & R.H. Assy)	1
<p>NOTE: One (1) Chain Set required per Elevator — Quantities listed below are for one (1) Chain Assembly. It is recommended that chains be installed in sets to assure equal lengths.</p>			
2	1574846	PIN	90
3	949173	LINK MASTER ASSY (Inc 2 & 7)	2
4	949174	LINK CONNECTING ASSY (Inc 2 & 7)	29
5	949175	LINK BLOCK ASSY	44
6	949176	LINK ATTACHMENT ASSY (Inc 2 & 7)	15
7	1566481	KEY	90

WHEN ORDERING PARTS, ALWAYS STATE MODEL AND SERIAL NO. OF MACHINE



ELEVATOR CONTROL

2352

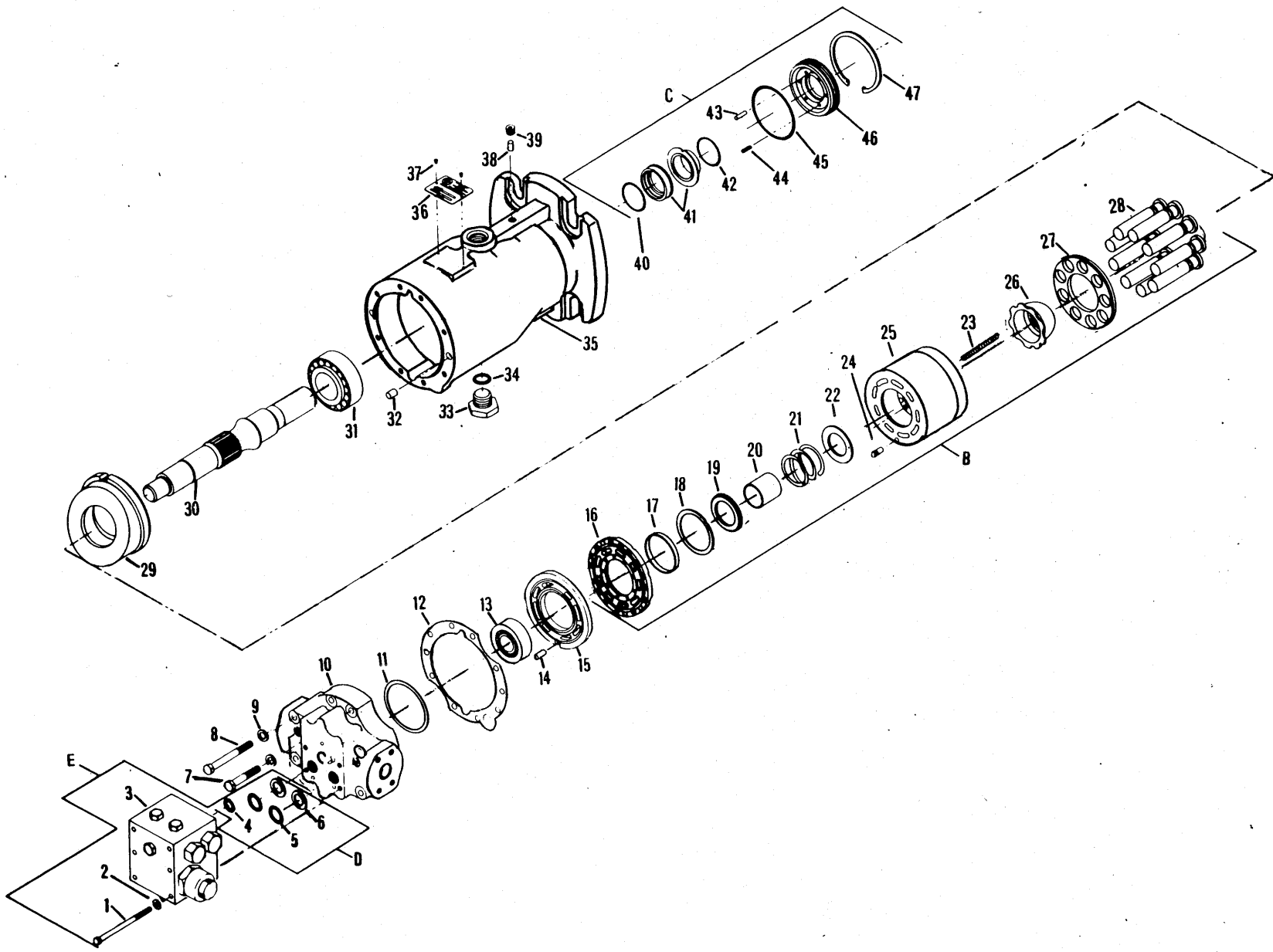
# CLARK EQUIPMENT COMPANY

## ELEVATOR CONTROL

Item	Part No.	Description	Qty.
1	1579478	CONSOLE .....	1
2	4E-04	LKWSHR .....	2
3	17C-412	BOLT .....	2
4	4E-04	LKWSHR .....	2
5	17C-412	BOLT .....	2
6	1580971	SPACER .....	1
7	1579612	LEVER .....	1
8	17C-412	BOLT .....	2
9	1F-412	COTTER .....	1
10	1577437	SPACER .....	2
11	1574832	BRACKET .....	1
12	17C-440	BOLT .....	2
13	1306005	PIN .....	1
14	1577290	CLEVIS .....	1
15	8D-04	NUT .....	1
16	1580961	CABLE .....	1
17	8D-04	NUT .....	1
18	2J-4200	CLEVIS .....	1
19	4F-04051	PIN .....	1
20	18C-436	BOLT .....	2
21	1580617	ARM .....	1
22	1F-207	COTTER .....	1
23	59D-04	NUT .....	2
24	8D-04	NUT .....	2
25	1579569	CONTROL, Lever .....	1

**WHEN ORDERING PARTS, ALWAYS STATE MODEL AND SERIAL NO. OF MACHINE**

MOTOR - ELEVATOR



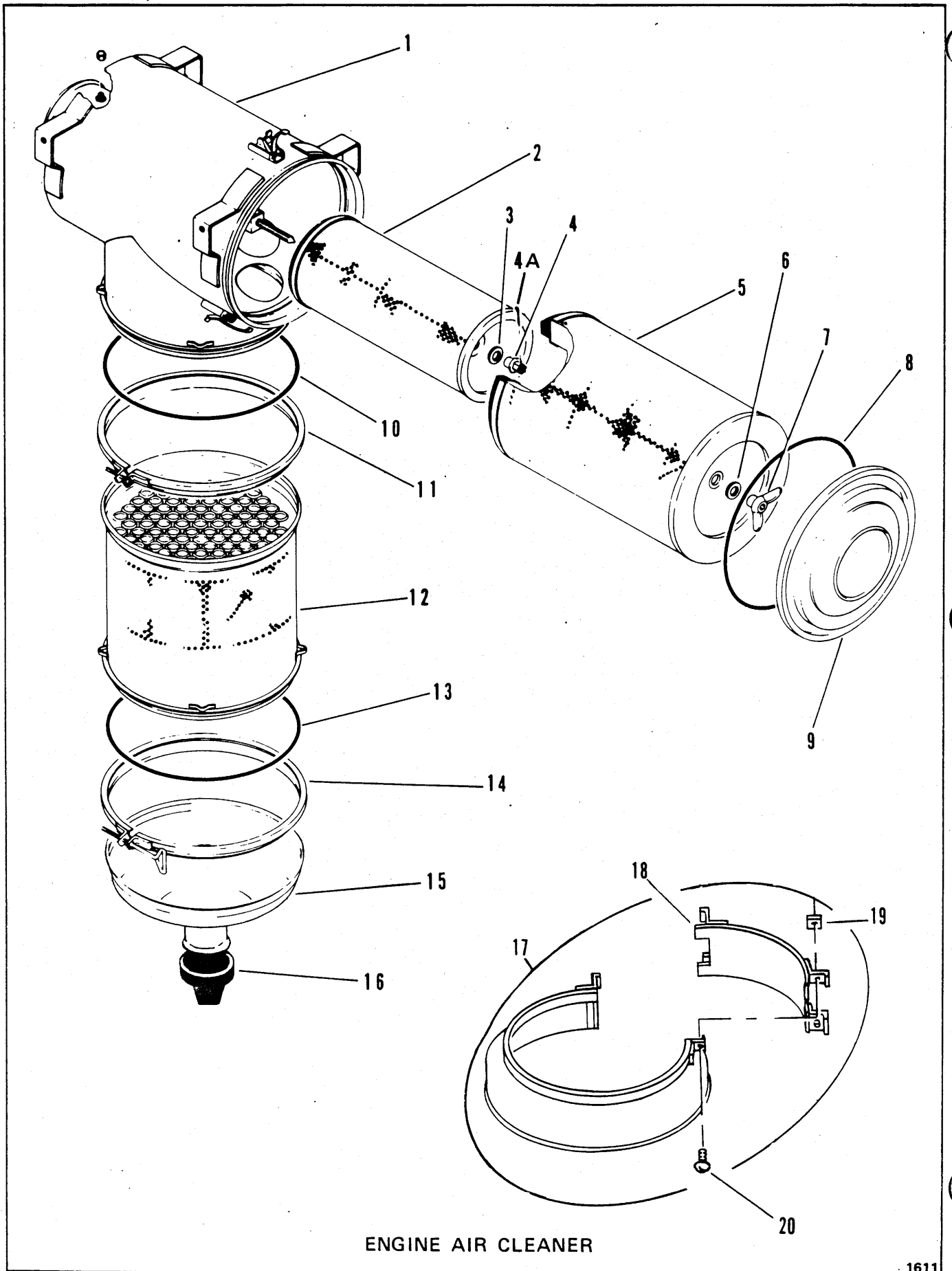
# CLARK EQUIPMENT COMPANY

## MOTOR – ELEVATOR

Item	Part No.	Description	Qty.
A	1584658	MOTOR ASSY, Elevator (Inc 1 thru 47)	1
B	962555	CYLINDER BLOCK KIT (Inc 16 thru 28)	1
C	6518534	SEAL KIT (Inc 40 thru 47)	1
D	6518500	SEAL KIT (Inc 4, 5 & 6)	1
E	— — — —	MANIFOLD VALVE KIT (Inc 1, 2, 3, 4, 5 & 6) – See Index	1
1	1C-560	BOLT – See "E"	6
2	6518414	WASHER – See "E"	6
3	— — — —	SMANIFOLD VALVE – See "E"	—
4	5290879	O-RING – See "E"	1
5	58K-119	O-RING – See "E"	2
6	6518417	RING, Back-Up – See "E"	2
7	1C-632	BOLT	3
8	1C-648	BOLT	5
9	6518483	WASHER	8
10	962553	END CAP	1
11	6518485	‡SHIM	—
12	6518486	GASKET	1
13	6519756	BEARING	1
14	6518423	PIN	1
15	962552	PLATE	1
16	6518489	PLATE – See "B"	1
17	6519760	PILOT – See "B"	1
18	1320111	RING – See "B"	1
19	6518491	RETAINER – See "B"	1
20	6518492	GUIDE – See "B"	1
21	6519762	SPRING – See "B"	1
22	6518494	SEAT – See "B"	1
23	961371	SPRING – See "B"	6
24	6518438	PIN – See "B"	1
25	961372	BLOCK, Cylinder – See "B"	1
26	6518497	GUIDE – See "B"	1
27	6518498	RETAINER – See "B"	1
28	962554	PISTON – See "B"	9
29	4149826	PLATE, Swash	1
30	962551	SHAFT	1
31	6519757	BEARING	1
32	6518460	PIN	2
33	4149707	PLUG	1
34	91F-07	O-RING	1
35	4149825	HOUSING	1
36	6518462	NAMEPLATE	1
37	6C-403	SCREW, Drive	2
38	4149822	PIN	1
39	6518510	PLUG	1
40	6518515	O-RING – See "C"	1
41	6518516	SEAL KIT – See "C"	1
42	6518515	O-RING – See "C"	1
43	6518471	SPRING	6
44	6518470	PIN – See "C"	1
45	4149450	O-RING – See "C"	1
46	6518517	RETAINER – See "C"	1
47	1320113	RING – See "C"	1

‡ As Required

**WHEN ORDERING PARTS, ALWAYS STATE MODEL AND SERIAL NO. OF MACHINE**



ENGINE AIR CLEANER

1611



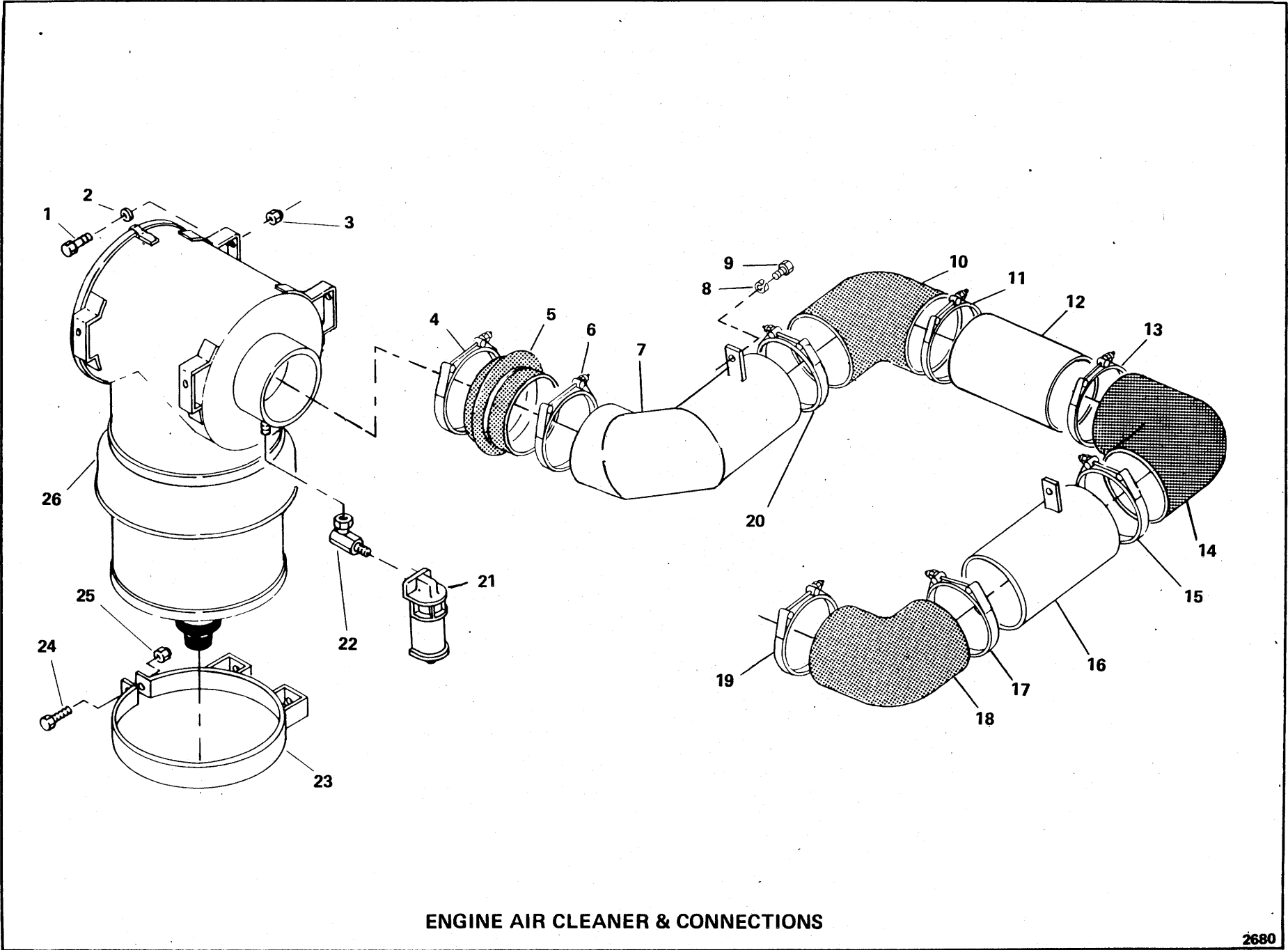
# CLARK EQUIPMENT COMPANY

## ENGINE AIR CLEANER

Item	Part No.	Description	Qty.
A	1564837	AIR CLEANER ASSY (Inc 1 thru 20) . . . . .	1
1	1564834	BODY ASSY . . . . .	1
2	1564832	ELEMENT ASSY (Safety) . . . . .	1
3	1564804	GASKET . . . . .	1
4	1564803	NUT . . . . .	1
4A	1F-420	COTTER . . . . .	1
5	1564833	ELEMENT ASSY (Primary) . . . . .	1
6	1564804	GASKET . . . . .	1
7	1564802	NUT . . . . .	1
8	1564838	GASKET . . . . .	1
9	1564831	COVER ASSY . . . . .	1
10	3984431	O-RING . . . . .	1
11	945019	CLAMP ASSY . . . . .	1
12	1564835	BODY ASSY . . . . .	1
13	3984431	O-RING . . . . .	1
14	945021	CLAMP ASSY . . . . .	1
15	1564836	CUP ASSY . . . . .	1
16	3739636	VALVE . . . . .	1
17	3677674	SHROUD ASSY (Inc 18, 19 & 20) . . . . .	1
18	-----	§SHIELD (Inc w/17) . . . . .	-
19	-----	§NUT (Inc w/17) . . . . .	-
20	-----	§BOLT (Inc w/17) . . . . .	-

§ Not Sold Separately

**WHEN ORDERING PARTS, ALWAYS STATE MODEL AND SERIAL NO. OF MACHINE**



ENGINE AIR CLEANER & CONNECTIONS

# CLARK EQUIPMENT COMPANY

## ENGINE AIR CLEANER & CONNECTIONS

Item	Part No.	Description	Qty.
1	17C-720	BOLT .....	4
2	25E-19	WASHER .....	4
3	59D-07	NUT .....	4
4	43H-1775	CLAMP .....	1
5	1513244	HOSE, Hump .....	1
6	43H-1675	CLAMP .....	1
7	1584429	TUBE, Air Intake .....	1
8	25E-18	WASHER .....	2
9	84G-3716	SCREW .....	2
10	1529315	ELBOW .....	1
11	43H-1675	CLAMP .....	1
12	1584424	TUBE, Beaded .....	1
13	43H-1675	CLAMP .....	1
14	1529315	ELBOW .....	1
15	43H-1675	CLAMP .....	1
16	1584426	TUBE ASSY .....	1
17	43H-1675	CLAMP .....	1
18	1529315	ELBOW .....	1
19	43H-1675	CLAMP .....	1
20	43H-1675	CLAMP .....	1
21	1525205	INDICATOR, Restriction .....	1
22	32F-01	ADAPTER .....	1
23	1529624	BAND, Mounting .....	1
24	17C-716	BOLT .....	1
25	59D-07	NUT .....	1
26	---	AIR CLEANER ASSY (See Index) .....	1

**WHEN ORDERING PARTS, ALWAYS STATE MODEL AND SERIAL NO. OF MACHINE**

# CLARK EQUIPMENT COMPANY

## ENGINE AND ACCESSORIES

Item	Part No.	Description	Qty
------	----------	-------------	-----

All orders for engine assembly or components thereof should be placed with the nearest Detroit Diesel Engine Distributor. Always give model, specifications and serial number of the engine when ordering parts. This data will be found on option plate attached to the side of the rocker cover.

### ENGINE ACCESSORIES

1	-----	*AIR COMPRESSOR (G.M. 5144303) . . . . .	1
2	-----	*VOLTAGE REGULATOR (G.M. 9000591) . . . . .	1
3	-----	*STARTING MOTOR - 24 Volt (G.M. 1113824). . . . .	1
4	-----	*FAN - 32", Suction (G.M. 5137483) . . . . .	1

### ALTERNATOR, FAN AND WATER PUMP DRIVE BELTS

5	3678221	FAN BELT SET (3 per set) . . . . .	1
6	-----	ALTERNATOR BELT (G.M. 5140927). . . . .	1

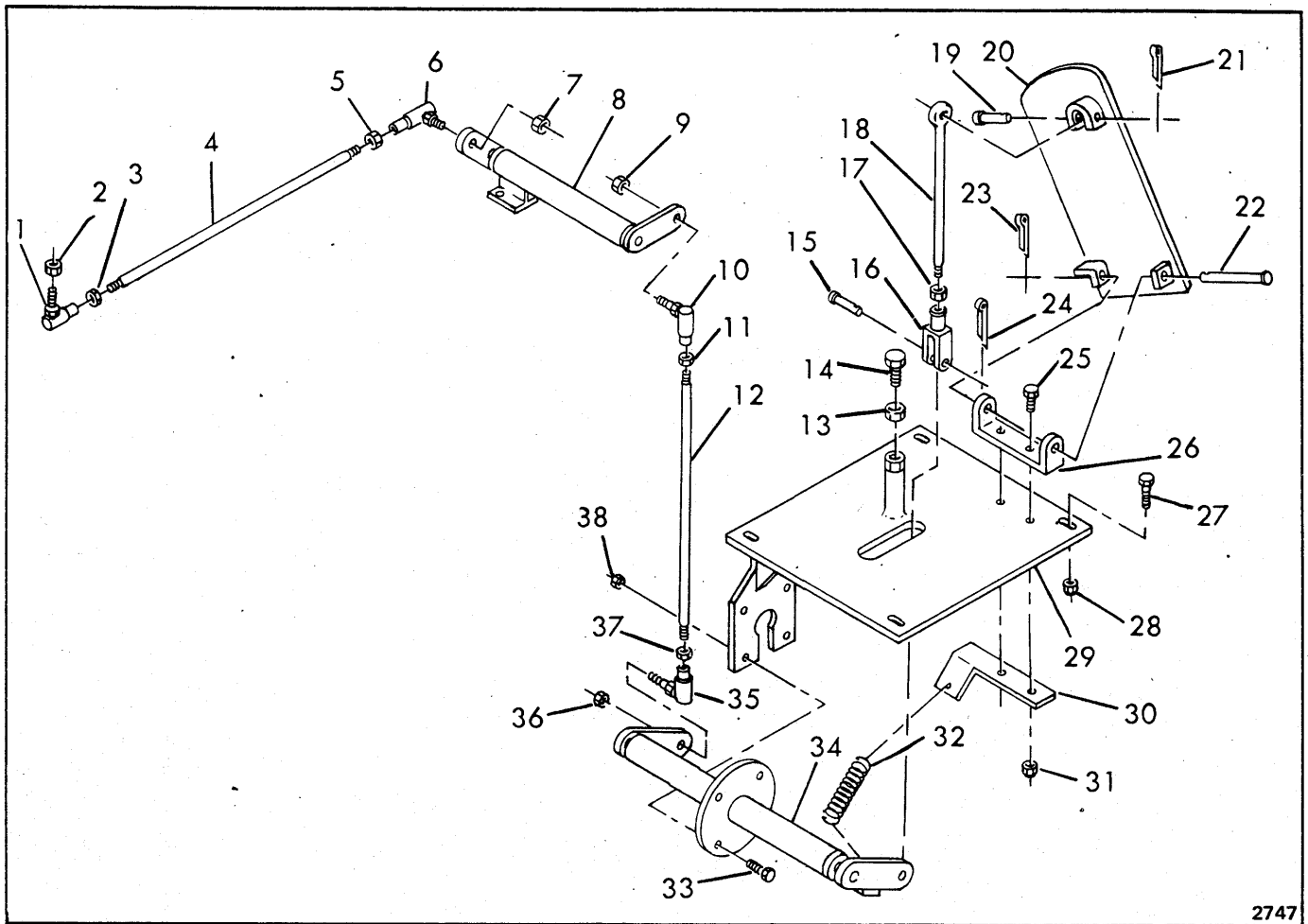
### REPLACEMENT FILTERS AND ELEMENTS

7	3576059	ELEMENT, Engine Fuel Filter, Primary, Spin-On Type. . . . .	1
8	3576061	ELEMENT, Engine Fuel Filter, Secondary, Spin-On Type. . . . .	1
9	1564832	ELEMENT, Inner Air Cleaner . . . . .	1
10	1564833	ELEMENT, Outer Air Cleaner . . . . .	1
11	215502	ELEMENT, Engine Oil . . . . .	1
12	801851	ELEMENT, Transmission & Converter Hydraulic System (Inc 12A) . . . . .	1
12A	25K-80500	O-RING (Inc w/12) . . . . .	1
13	948983	ELEMENT, Major Hydraulic . . . . .	2
14	1566622	ELEMENT, Minor Hydraulic . . . . .	2

\*NOTE: The above listed accessory items are serviced by the engine manufacturer. Specifications on these items are subject to change without notice. It is, therefore, recommended that complete model, specifications and serial number of the engine be provided to your Detroit Diesel Engine Distributor when ordering these parts.

**WHEN ORDERING PARTS, ALWAYS STATE MODEL AND SERIAL NO. OF MACHINE**

# CLARK EQUIPMENT COMPANY



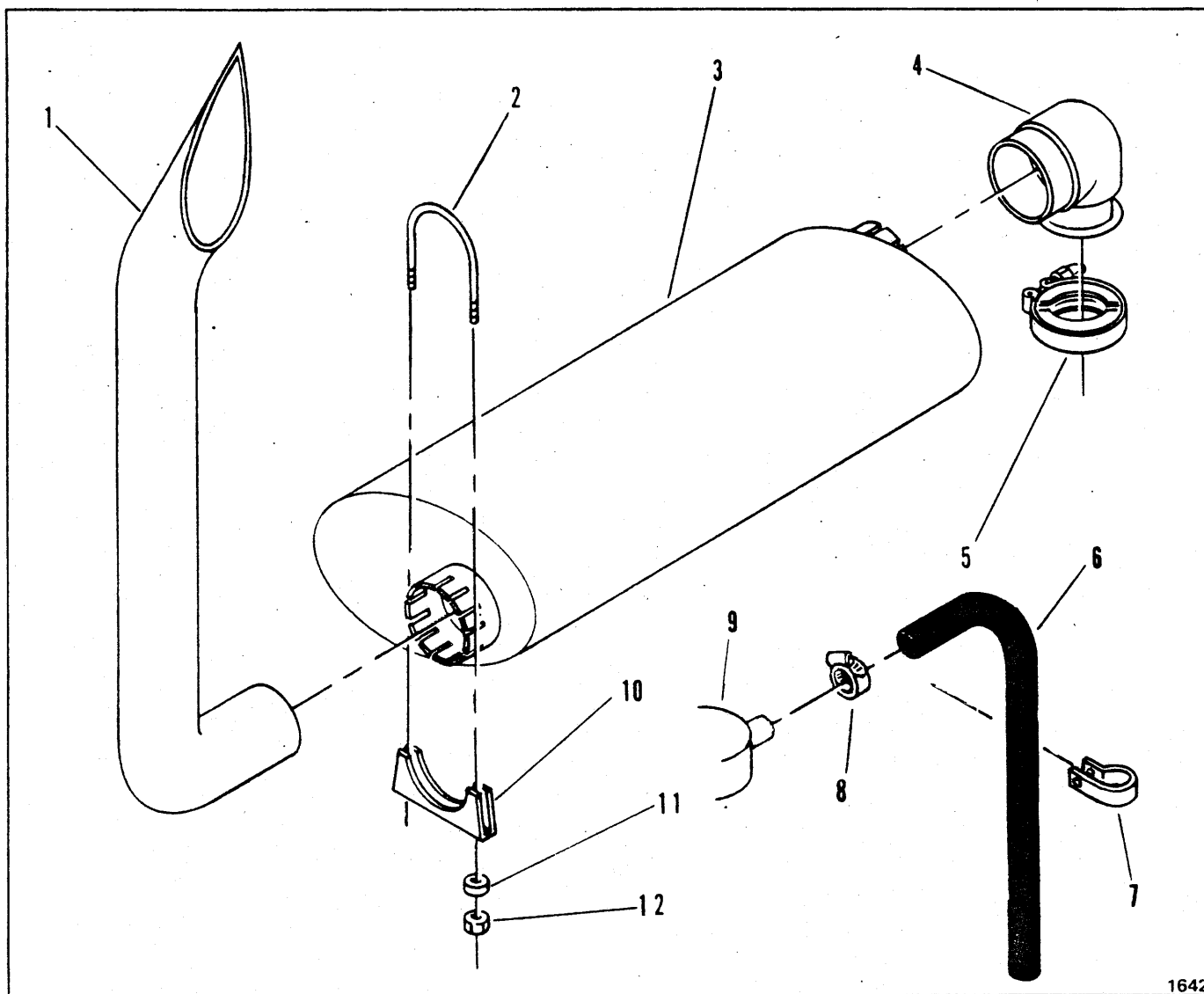
2747

## ENGINE CONTROLS

Item	Part No.	Description	Qty.	Item	Part No.	Description	Qty.
1	2520346	JOINT, Ball	1	20	1536030	PEDAL	1
2	66D-05	NUT	1	21	1F-207	COTTER	1
3	8D-05	NUT	1	22	1585088	PIN	1
4	1535938	ROD	1	23	1F-312	COTTER	1
5	8D-05	NUT	1	24	1F-207	COTTER	1
6	2520346	JOINT, Ball	1	25	17C-412	BOLT	2
7	66D-05	NUT	1	26	551015	BRACKET	1
8	1571745	BELL CRANK ASSY.	1	27	17C-624	BOLT	4
9	66D-05	NUT	1	28	59D-06	NUT	4
10	2520346	JOINT, Ball	1	29	1581545	PLATE ASSY.	1
11	8D-05	NUT	1	30	1572223	BRACKET	1
12	1573571	ROD	1	31	59D-04	NUT	2
13	63D-08	NUT	1	32	551090	SPRING	1
14	786207	BOLT	1	33	17C-412	BOLT	4
15	4F-04051	PIN	1	34	1581536	BELL CRANK ASSY.	1
16	2J-4200	CLEVIS	1	35	2520346	JOINT, Ball	1
17	8D-04	NUT	1	36	66D-05	NUT	1
18	1577435	ROD	1	37	8D-05	NUT	1
19	4F-04051	PIN	1	38	59D-04	NUT	4

**WHEN ORDERING PARTS, ALWAYS STATE MODEL AND SERIAL NO. OF MACHINE**

# CLARK EQUIPMENT COMPANY



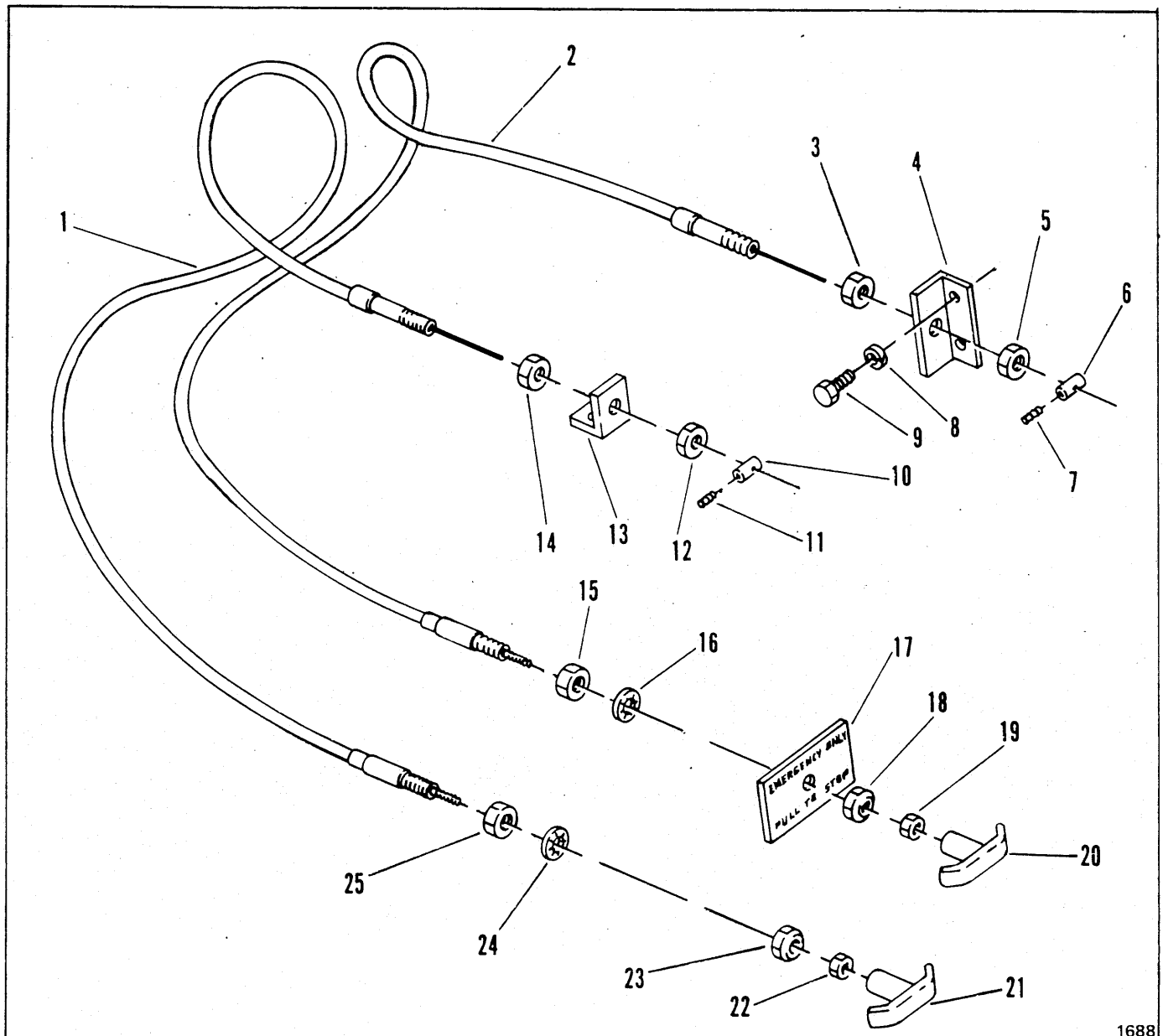
**ENGINE EXHAUST PIPE, MUFFLER AND CONNECTIONS**

Item	Part No.	Description	Qty.
1	1577190	PIPE, Exhaust .....	1
2	1516076	CLAMP (Inc. 10, 11, & 12) .....	2
3	1577127	MUFFLER .....	1
4	1577124	ELBOW .....	1
5	1524268	CLAMP, V-Band .....	1
6	730135	HOSE .....	2
7	6H-35	CLAMP .....	2
8	42H-28	CLAMP .....	2
9	----	BREATHER - Reference Only .....	-
10	----	§CLAMP (Inc. w/ 2, 11 & 12) .....	-
11	----	§WASHER (Inc. w/ 2, 10 & 12) .....	-
12	----	§NUT (Inc. w/ 2, 10 & 11) .....	-

§ Not Sold Separately

**WHEN ORDERING PARTS, ALWAYS STATE MODEL AND SERIAL NO. OF MACHINE**

# CLARK EQUIPMENT COMPANY



1688

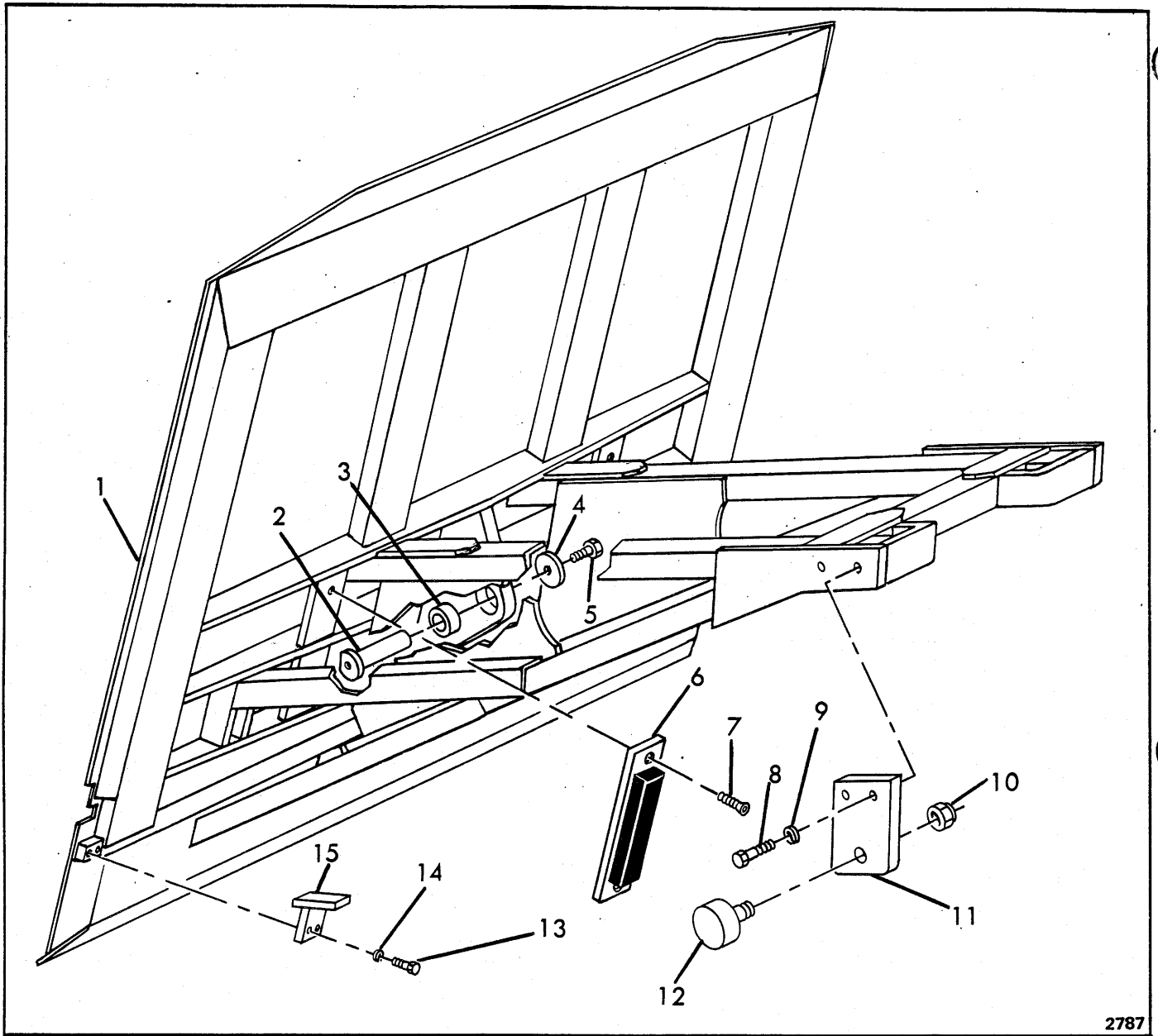
## EMERGENCY KILL AND NORMAL KILL CABLES

Item	Part No.	Description	Qty.
1	1564651	CABLE (Inc. 12, 14, 21, 22, 23, 24, & 25)	1
2	1564651	CABLE (Inc. 3, 5, 15, 16, 18, 19 & 20)	1
3	-----	§ NUT, Jam (Inc. w/ 2)	—
4	1572396	BRACKET	1
5	-----	§ NUT, Jam (Inc. w/ 2)	—
6	1523210	GUIDE	1
7	35G-806	SCREW	1
8	4E-04	LKWSHR	2
9	17C-412	BOLT	2
10	1523210	GUIDE	1
11	35G-806	SCREW	1
12	-----	§ NUT, Jam (Inc. w/ 1)	—

Item	Part No.	Description	Qty.
13	1572397	ANGLE	1
14	-----	§ NUT, Jam (Inc. w/ 1)	—
15	-----	§ NUT, Jam (Inc. w/ 2)	—
16	-----	§ LKWSHR (Inc. w/ 2)	—
17	1564254	PLATE, Emergency Stop	1
18	-----	§ NUT (Inc. w/ 2)	—
19	-----	§ NUT, Jam (Inc. w/ 2)	—
20	-----	§ HANDLE (Inc. w/ 2)	—
21	-----	§ HANDLE (Inc. w/ 1)	—
22	-----	§ NUT, Jam (Inc. w/ 1)	—
23	-----	§ NUT (Inc. w/ 1)	—
24	-----	§ LKWSHR (Inc. w/ 1)	—
25	-----	§ NUT, Jam (Inc. w/ 1)	—

§ Not Sold Separately

**WHEN ORDERING PARTS, ALWAYS STATE MODEL AND SERIAL NO. OF MACHINE**




2787

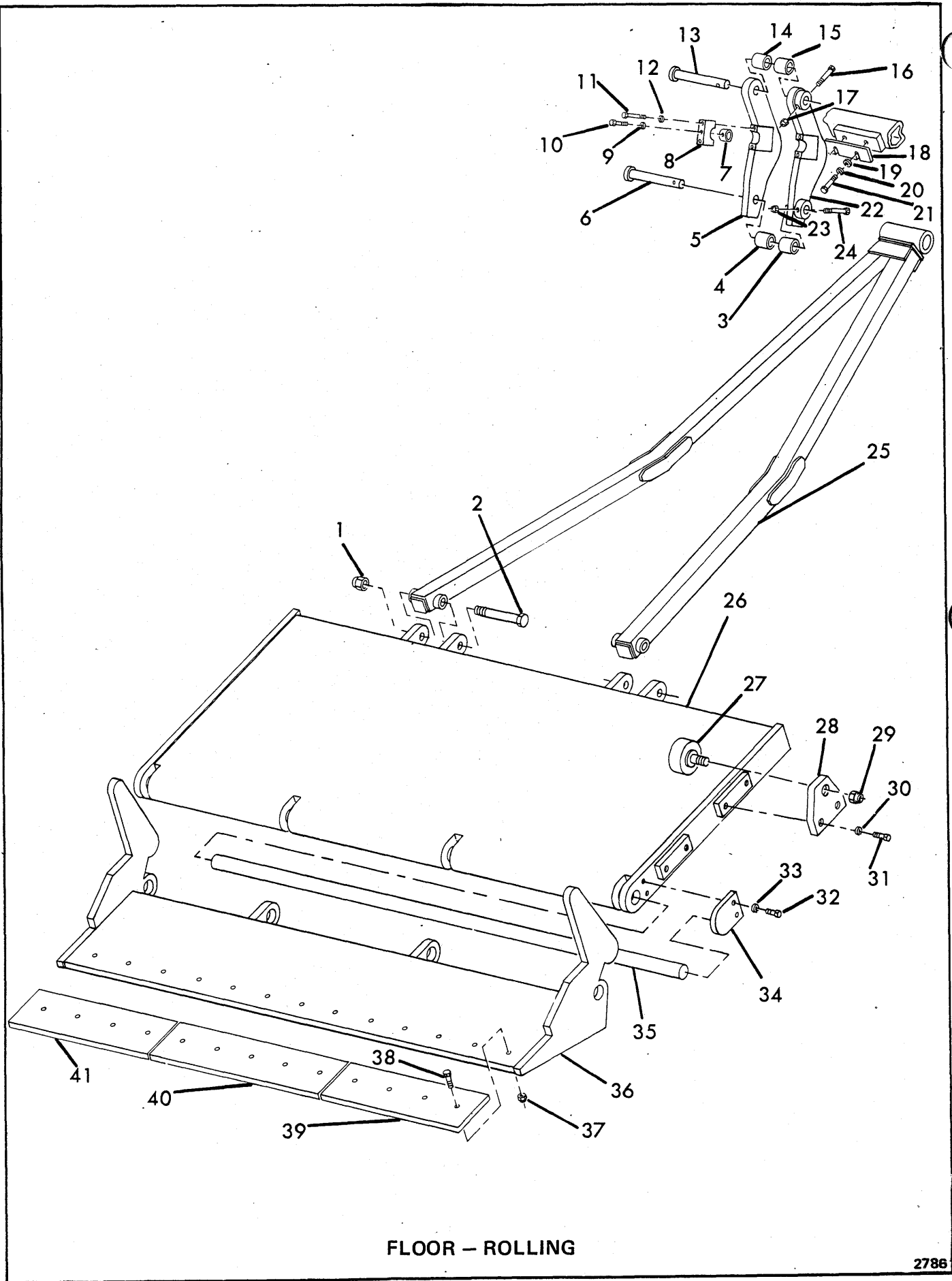
EJECTOR - SCRAPER

Item	Part No.	Description	Qty.
1	1585902	EJECTOR .....	1
2	1586305	PIN. ....	1
3	1574466	BUSHING .....	1
4	25E-28	WASHER.....	1
5	17C-816	BOLT .....	1
6	1543010	BUMPER.....	2
7	9G-1028	BOLT .....	4
8	17C-1632	BOLT .....	4
9	4E-16	LKWSHR.....	4
10	60D-20	NUT.....	2
11	1585864	HANGER .....	2
12	1585865	ROLLER.....	2
13	17C-1040	BOLT .....	4
14	4E-10	LKWSHR.....	4
15	1585863	BRACKET.....	2

WHEN ORDERING PARTS, ALWAYS STATE MODEL AND SERIAL NO. OF MACHINE







FLOOR - ROLLING

2786

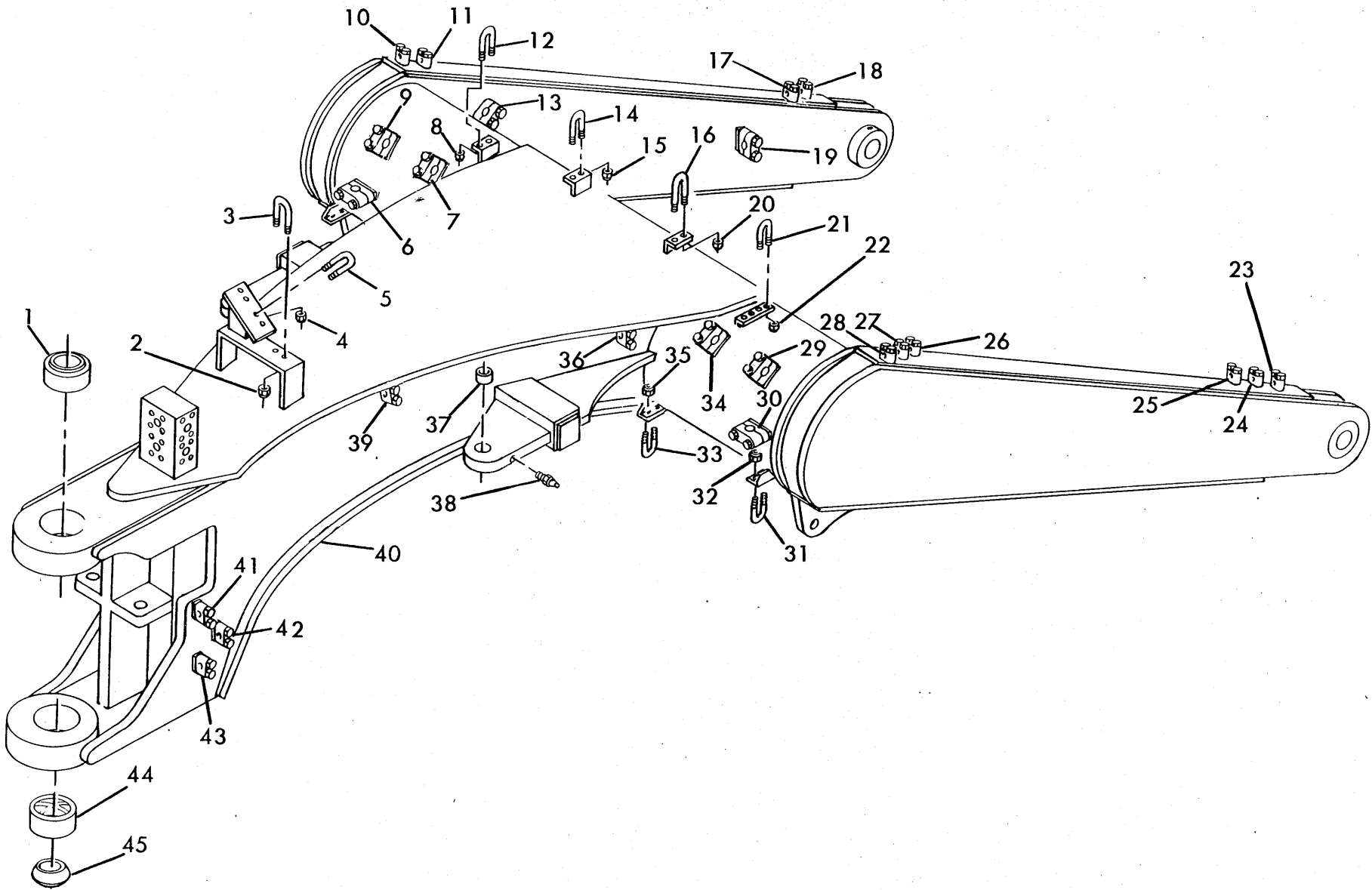
# CLARK EQUIPMENT COMPANY

## FLOOR – ROLLING

Item	Part No.	Description	Qty.
1	59D-16	NUT.....	2
2	17C-16120	BOLT.....	2
3	1585877	BUSHING.....	1
4	1585877	BUSHING.....	1
5	1585916	ACTUATOR – R. H.....	1
6	1585876	PIN.....	2
7	2520765	BUSHING.....	2
8	1508568	BLOCK.....	2
9	4E-10	LKWSHR.....	2
10	18C-1020	BOLT.....	2
11	18C-836	BOLT.....	4
12	4E-08	LKWSHR.....	4
13	1585876	PIN.....	1
14	1585877	BUSHING.....	1
15	1585877	BUSHING.....	1
16	17C-864	BOLT.....	1
17	59D-08	NUT.....	1
18	1579828	‡SHIMS.....	—
19	25E-22	WASHER.....	2
20	4E-08	LKWSHR.....	2
21	17C-824	BOLT.....	2
22	1585924	ACTUATOR – L.H.....	1
23	59D-08	NUT.....	1
24	17C-864	BOLT.....	1
25	1585836	YOKE, Connecting.....	1
26	1585841	FLOOR, Rolling.....	1
27	1585865	ROLLER.....	4
28	1586174	PLATE.....	4
29	60D-20	NUT.....	4
30	4E-12	LKWSHR.....	8
31	17C-1240	BOLT.....	8
32	17C-620	BOLT.....	4
33	4E-06	LKWSHR.....	4
34	1573325	PLATE.....	2
35	1586088	ROD, Hinge.....	1
36	1586081	FRAME, Strike-Off.....	1
37	59D-08	NUT.....	13
38	17C-828	BOLT.....	13
39	1586077	BLADE.....	1
40	1586078	BLADE.....	1
41	1586077	BLADE.....	1

‡ As Required

**WHEN ORDERING PARTS, ALWAYS STATE MODEL AND SERIAL NO. OF MACHINE**



FRAME - SCRAPER DRAFT

# CLARK EQUIPMENT COMPANY

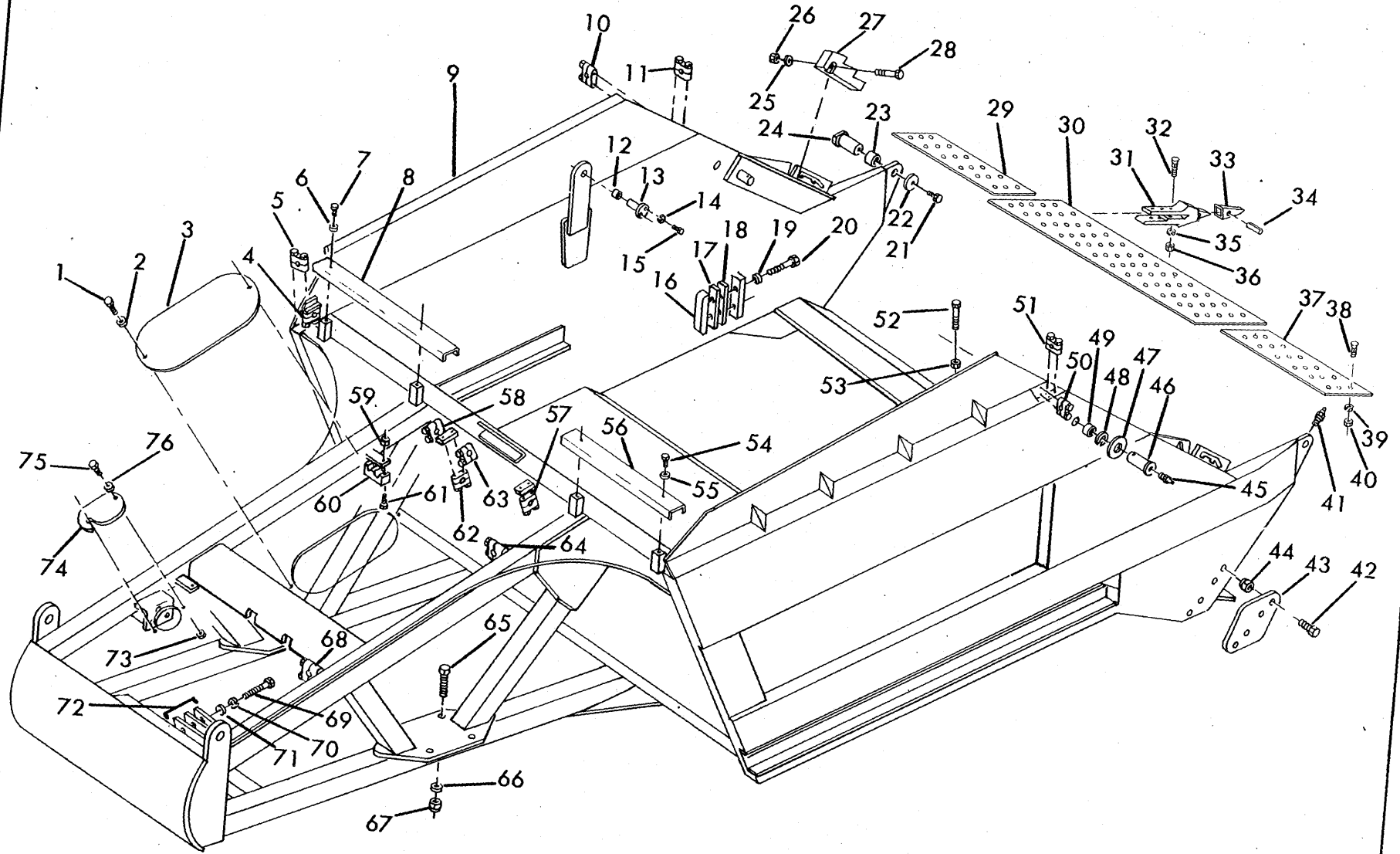
## FRAME — SCRAPER DRAFT

Item	Part No.	Description	Qty.
1	1567176	BUSHING . . . . .	1
2	59D-06	NUT . . . . .	2
3	1585078	"U" BOLT . . . . .	1
4	59D-06	NUT . . . . .	4
5	1585078	"U" BOLT . . . . .	2
6	1578184	CLAMP . . . . .	1
7	1578184	CLAMP . . . . .	1
8	59D-06	NUT . . . . .	2
9	1578184	CLAMP . . . . .	1
10	1578180	CLAMP . . . . .	1
11	1578184	CLAMP . . . . .	1
12	1583494	CLAMP . . . . .	1
13	1578197	CLAMP . . . . .	1
14	1585078	"U" BOLT . . . . .	1
15	59D-06	NUT . . . . .	2
16	1585078	"U" BOLT . . . . .	1
17	1578184	CLAMP . . . . .	1
18	1578180	CLAMP . . . . .	1
19	1578197	CLAMP . . . . .	1
20	59D-06	NUT . . . . .	2
21	1585078	"U" BOLT . . . . .	1
21A	1583494	† "U" BOLT . . . . .	1
22	59D-06	NUT . . . . .	2
23	1578180	CLAMP . . . . .	1
24	1578184	CLAMP . . . . .	1
25	1578186	CLAMP . . . . .	1
26	1578186	CLAMP . . . . .	1
27	1578184	CLAMP . . . . .	1
28	1578180	CLAMP . . . . .	1
29	1578184	CLAMP . . . . .	1
30	1578184	CLAMP . . . . .	1
31	1583494	"U" BOLT . . . . .	1
32	59D-06	NUT . . . . .	2
33	1583494	"U" BOLT . . . . .	1
34	1578184	CLAMP . . . . .	1
35	59D-06	NUT . . . . .	2
36	1578184	CLAMP . . . . .	1
37	1574466	BUSHING . . . . .	2
38	10H-25	FITTING, Grease . . . . .	2
39	1578184	CLAMP . . . . .	1
40	1586037	FRAME, Draft . . . . .	1
41	1578184	CLAMP . . . . .	1
42	1578180	CLAMP . . . . .	1
43	1578184	CLAMP . . . . .	1
44	1550987	BEARING (Inc Item 45) . . . . .	1
45	-----	§ CUP (Inc w/Item 44) . . . . .	1

† Not Illustrated

§ Not Sold Separately

**WHEN ORDERING PARTS, ALWAYS STATE MODEL AND SERIAL NO. OF MACHINE**



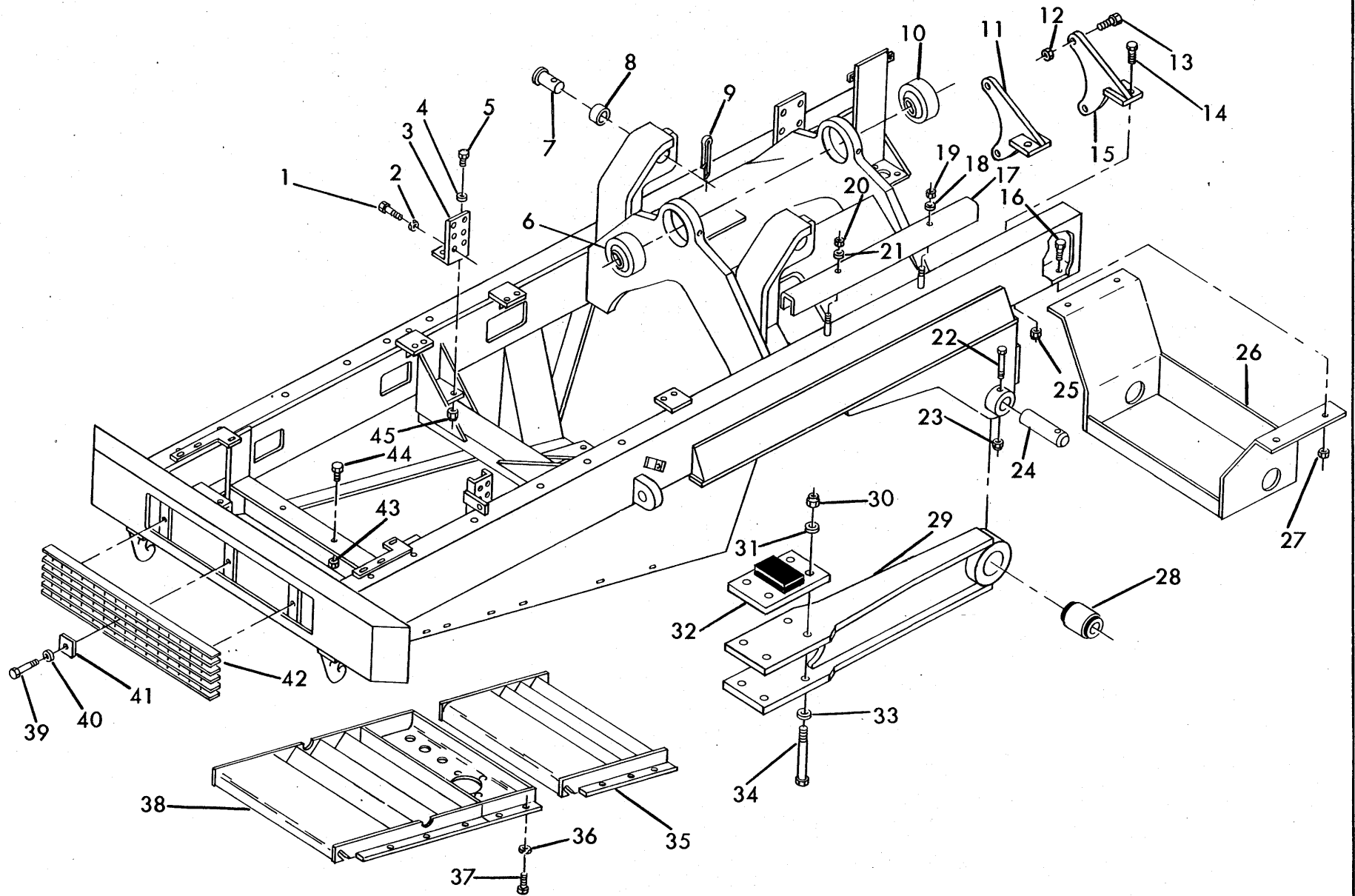
CLARK EQUIPMENT COMPANY

FRAME - SCRAPER MAIN

No.	Part No.	Qty.	Description
1	17C-616H	2	Bolt
2	25E-18H	2	Flatwasher
3	1586401	1	Plate
4	1578180	1	Clamp
5	1578184	1	Clamp
6	25E-18H	2	Flatwasher
7	17C-616H	2	Bolt
8	1586407	1	Cover
9	1586104	1	Main frame assy
10	1578180	1	Clamp
11	1578184	1	Clamp
12	1574465	2	Bushing
13	1586111	2	Pin
14	4E-8H	4	Lockwasher
15	17C-820H	4	Bolt
16	1579829	2	Block
17	‡1579828	—	Shim (.0625)
18	‡1579830	—	Shim (.125)
19	1574492	4	Washer
20	17C-1244H	4	Bolt
21	17C-816H	2	Bolt
22	569909	2	Washer
23	1586075	2	Bushing
24	1586128	2	Pin
25	25E-27H	2	Flatwasher
26	85D-12H	2	Locknut
27	1586172	—	Adj. block—L.H.
27A	1586112	—	Adj. block—R.H.
28	17C-1256H	2	Bolt
29	1585959	1	Blade
30	1574827	1	Blade
31	<sup>2</sup> 1572837	4	Chisel assy—includes items 33 and 34
32	1552075	12	Plow bolt
33	1572836	4	Point — wear
34	1572890	4	Pin
35	4E-12H	12	Lockwasher
36	61D-12H	12	Nut
37	1585959	1	Blade

No.	Part No.	Qty.	Description
38	1552071	40	Plow bolt
39	4E-12H	40	Lockwasher
40	61D-12H	40	Nut
41	10H-25	2	Grease fitting
42	17C-1244H	8	Bolt
43	1586107	2	Bit — side
44	85D-12H	2	Pin
45	10H-25	2	Grease fitting
46	1586095	2	Pin
47	1586402	2	Plate
48	1586636	2	Retaining ring
49	1564694	2	Bushing
50	1578180	1	Clamp
51	1578184	1	Clamp
52	17C-896H	2	Bolt
53	59D-8H	2	Locknut
54	17C-616H	2	Bolt
55	25E-18H	2	Flatwasher
56	1586407	1	Cover
57	1578180	1	Clamp
58	1578184	1	Clamp
59	85D-6H	2	Locknut
60	1586197	2	Clamp
61	17C-632	2	Bolt
62	1578184	1	Clamp
63	1578184	1	Clamp
64	1578184	1	Clamp
65	17C-2064H	8	Bolt
66	107897	16	Washer
67	85D-20H	8	Nut
68	1578184	1	Clamp
69	17C-824H	2	Bolt
70	4E-8H	2	Lockwasher
71	25E-22H	2	Flatwasher
72	‡1585908	—	Shim
73	85D-6H	1	Locknut
74	1585616	1	Plate
75	17C-616H	2	Bolt
76	25E-18H	2	Flatwasher

<sup>2</sup>Inc. 33 and 34



FRAME, TRANSMISSION MOUNTS, GUARDS AND SUSPENSION LINKAGE



# CLARK EQUIPMENT COMPANY

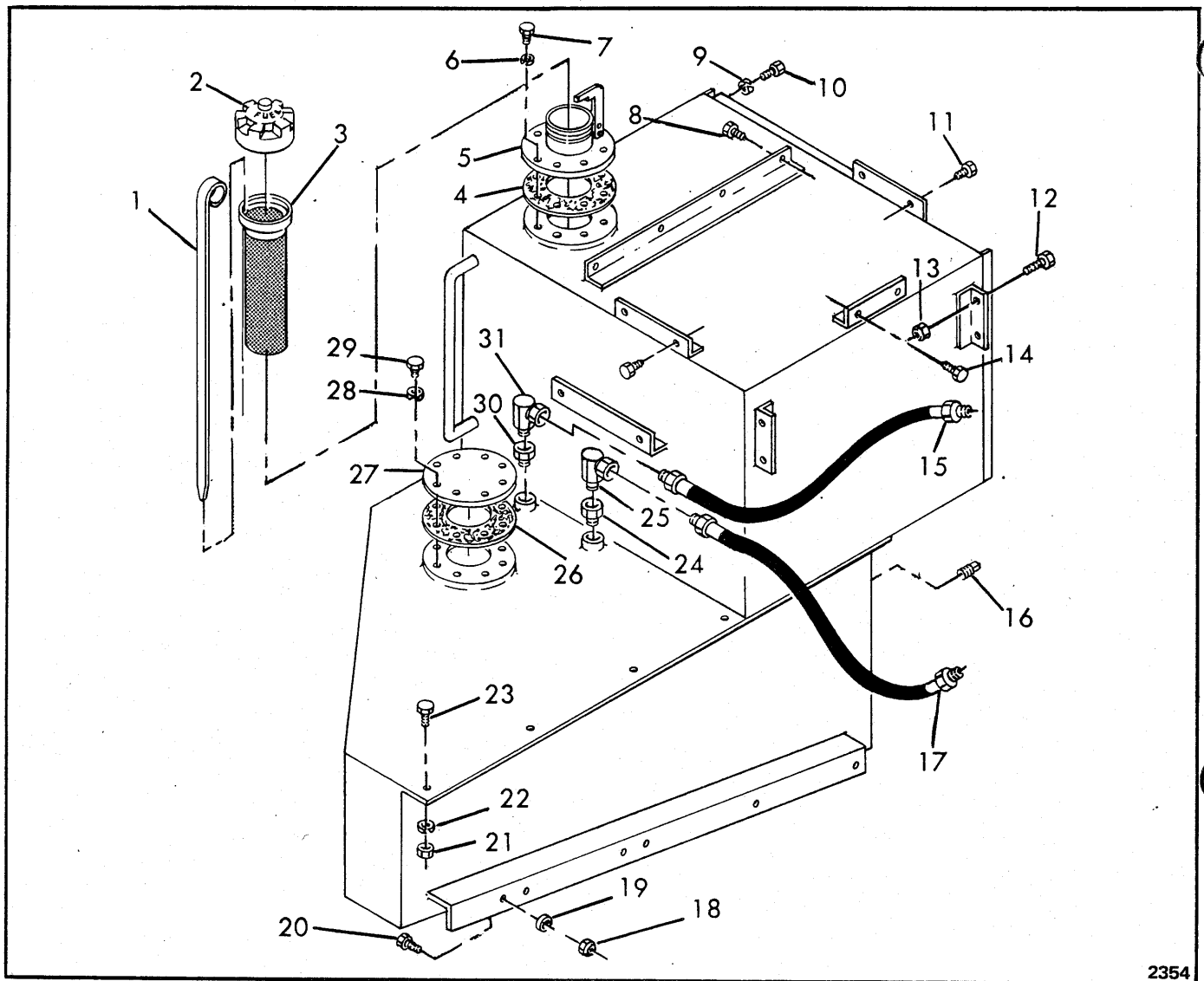
## FRAME -- TRANSMISSION MOUNTS -- GUARDS & SUSPENSION LINKAGE

Item	Part No.	Description	Qty.
1	17C-1024	BOLT . . . . .	8
2	4E-10	LKWSHR. . . . .	8
3	1527092	MOUNT, Engine . . . . .	2
4	616800	LKWSHR. . . . .	4
5	17C-1040	BOLT . . . . .	4
6	1567176	BUSHING, Front . . . . .	1
7	1585735	PIN. . . . .	2
8	1574466	BUSHING . . . . .	2
9	1F-632	PIN, Cotter . . . . .	2
10	1567176	BUSHING, Rear . . . . .	1
11	1571025	MOUNT, Transmission . . . . .	2
12	60D-16	NUT . . . . .	8
13	18C-1656	BOLT . . . . .	8
14	18C-1656	BOLT . . . . .	4
15	1571023	MOUNT, Transmission . . . . .	2
16	17C-1648	BOLT, Transmission Guard . . . . .	4
17	1568499	COVER. . . . .	1
18	4E-06	LKWSHR. . . . .	1
19	61D-06	NUT . . . . .	1
20	61D-06	NUT . . . . .	1
21	4E-06	LKWSHR. . . . .	1
22	18C-896	BOLT . . . . .	2
23	60D-08	NUT . . . . .	2
24	572876	PIN. . . . .	2
25	60D-16	NUT . . . . .	4
26	1572253	GUARD, Transmission . . . . .	1
27	59D-16	NUT . . . . .	4
28	106750	BUSHING . . . . .	2
29	1586564	ARM, Suspension, L.H. (Inc. Item 28) . . . . .	1
29A	1586565	† ARM, Suspension, R.H. (Inc. Item 28) . . . . .	1
30	1577321	NUT . . . . .	8
31	1577320	WASHER. . . . .	8
32	1586466	BUMPER. . . . .	2
33	1577320	WASHER. . . . .	8
34	1582015	BOLT . . . . .	8
35	1565036	PAN, Rear Belly . . . . .	1
36	25E-20	WASHER. . . . .	18
37	17C-720	BOLT . . . . .	18
38	1578376	PAN, Front Belly . . . . .	1
39	18C-828	BOLT . . . . .	3
40	4E-08	LKWSHR. . . . .	3
41	1544899	CLAMP. . . . .	3
42	1576815	GRILLE . . . . .	1
43	59D-12	NUT. . . . .	2
44	17C-1040	BOLT . . . . .	2
45	59D-12	NUT. . . . .	4

† Not Illustrated

**WHEN ORDERING PARTS, ALWAYS STATE MODEL AND SERIAL NO. OF MACHINE**

# CLARK EQUIPMENT COMPANY



2354

## FUEL TANK AND CONNECTIONS

Item	Part No.	Description	Qty.	Item	Part No.	Description	Qty.
1	1582616	DIPSTICK .....	1	17	1567103	HOSE .....	1
2	1558644	CAP, Fuel .....	1	18	59D-06	NUT .....	6
3	943957	SCREEN ASSY .....	1	19	25E-18	WASHER .....	6
4	1557962	GASKET .....	1	20	17C-620	BOLT .....	6
5	1575353	FILLER NECK .....	1	21	59D-08	NUT .....	4
6	4E-6	LKWSHR .....	8	22	25E-18	WASHER .....	4
7	17C-612	BOLT .....	8	23	17C-612	BOLT .....	4
8	84G-3716	SCREW .....	4	24	19F-6	BUSHING .....	1
9	4E-6	LKWSHR .....	3	25	31F-3	ADAPTER .....	1
10	17C-612	BOLT .....	3	26	1557962	GASKET .....	1
11	84G-3716	SCREW .....	2	27	1557961	COVER .....	1
12	17C-848	BOLT .....	4	28	4E-6	LKWSHR .....	8
13	59D-8	NUT .....	4	29	17C-612	BOLT .....	8
14	84G-3716	SCREW .....	2	30	19F-5	BUSHING .....	1
15	1572117	HOSE .....	1	31	31F-2	ADAPTER .....	1
16	16F-20	PLUG .....	1	32	1582622	TANK ASSY (Inc 1 thru 7, 24 thru 31)	1

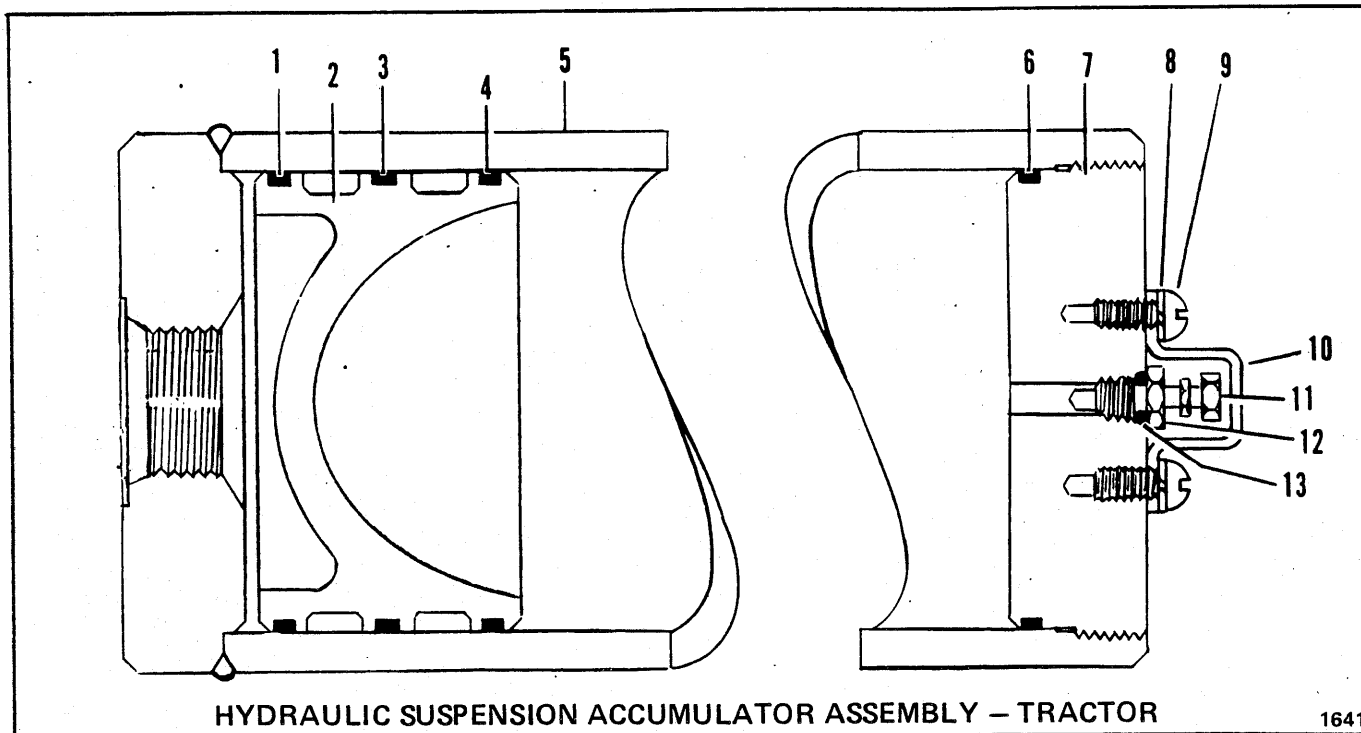
**WHEN ORDERING PARTS, ALWAYS STATE MODEL AND SERIAL NO. OF MACHINE**

C

C

C

# CLARK EQUIPMENT COMPANY



**HYDRAULIC SUSPENSION ACCUMULATOR ASSEMBLY – TRACTOR**

1641

### CAUTION

This is a Gas Pressurized System

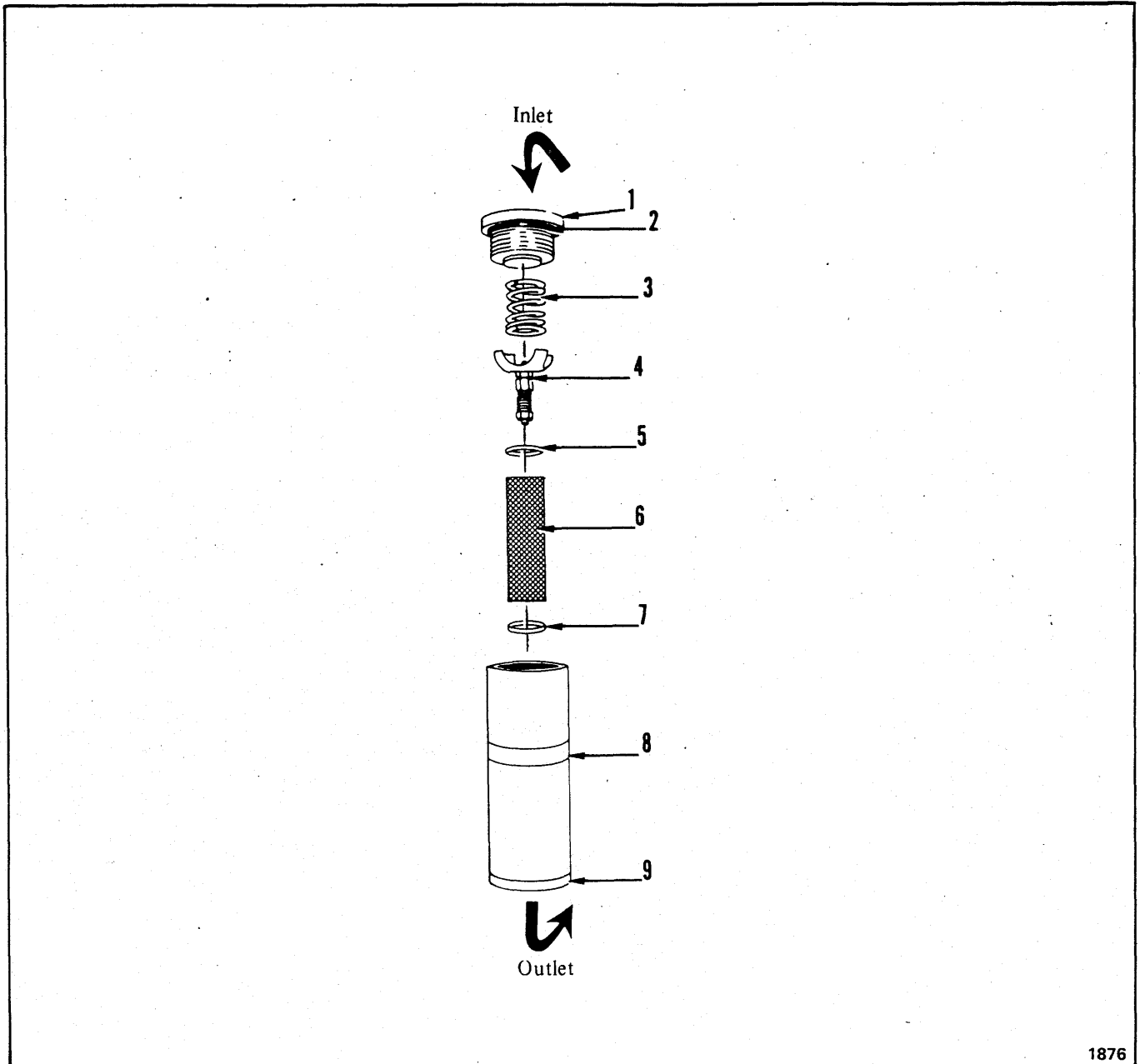
Do not disconnect any part of system without first relieving accumulator pressure. To release pressure, back off suspension system relief valve screw until suspension arms are resting on their stops (with engine down).

Before attempting to service components of accumulator, release gas by unscrewing gas valve until gas begins to escape through safety hole. When pressure is relieved, remove gas valve.

Item	Part No.	Description	Qty.
A	529792	ACCUMULATOR ASSY (Inc 1 thru 15)	1
B	949325	REPAIR KIT, Accumulator (Inc 3, 5, 6, 8, 13, 13A, 14A, 15)	1
1	----	§ RING, Piston Wear (See 'B')	1
2	----	§ PISTON (See 'A')	1
3	----	§ "O" RING, Piston (See 'B')	1
4	----	§ RING, Piston Wear (See 'B')	1
5	----	§ CYLINDER (See 'A')	1
6	----	§ "O" RING, Cylinder Cap (See 'B')	1
7	944746	CAP, Cylinder	1
8	4E-06	LKWSHR, Gas Valve Protector	2
9	89G-610	SCREW, Gas Valve Protector	2
10	944744	PROTECTOR, Gas Valve	1
11	----	§ CAP, Gas Valve (See 'B')	1
11A	----	† § CAP, Gas Valve Core Remover (See 'B')	1
12	944745	VALVE ASSY, Gas (Inc 13, 14A)	1
12A	----	† § CORE, Gas Valve (See 'B')	1
13	----	§ "O" RING, Gas Valve (See 'B')	1

† Not Illustrated  
 § Not Sold Separately

**WHEN ORDERING PARTS, ALWAYS STATE MODEL AND SERIAL NO. OF MACHINE**



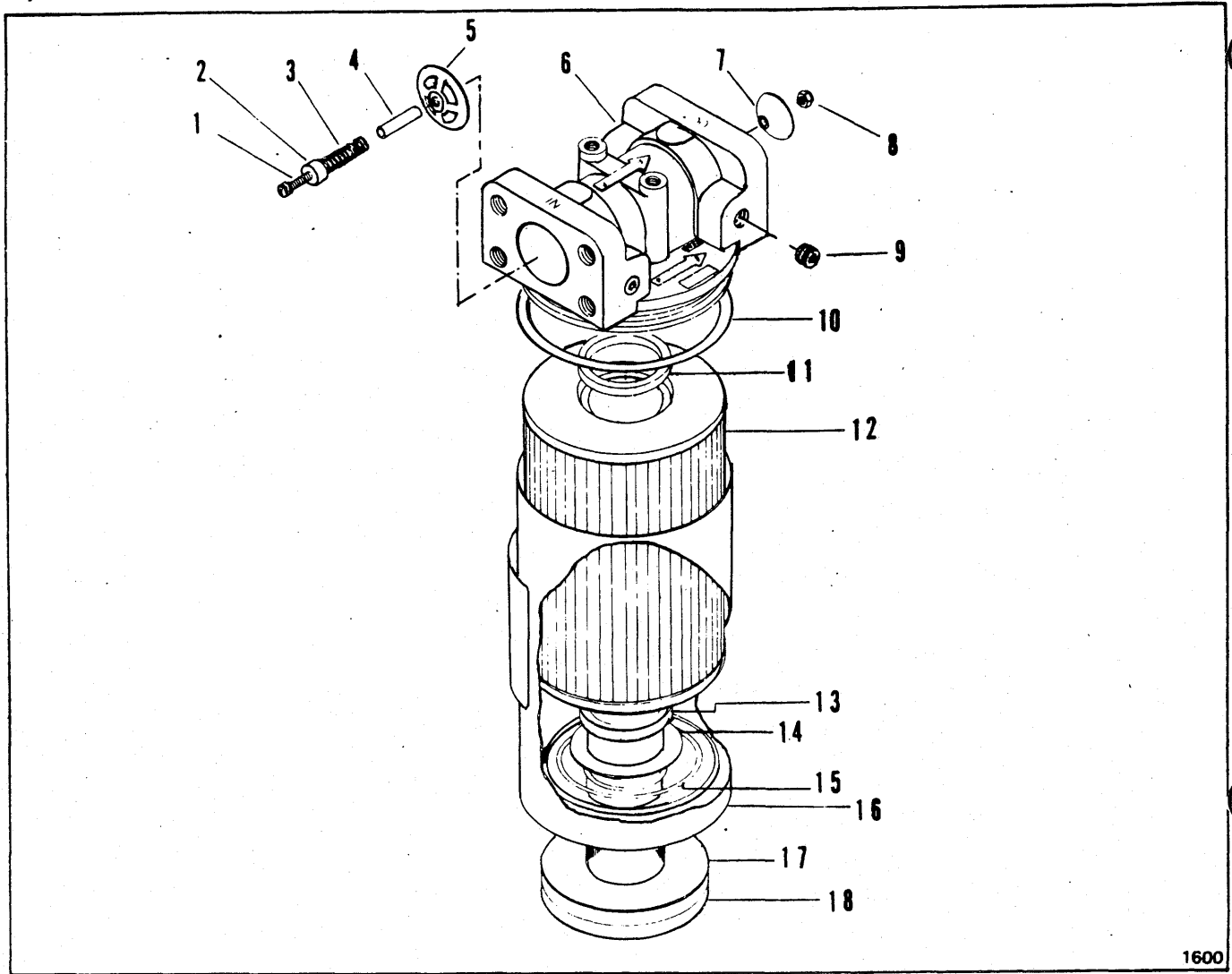
FILTER – INLINE SUSPENSION

Item	Part No.	Description	Qty.
A	573071	FILTER ASSY (Inc. 1 thru 9A) .....	1
1	960206	CAP .....	1
2	944640	O-RING .....	1
3	960205	SPRING .....	1
4	960204	VALVE ASSY, Relief .....	1
5	960203	GASKET .....	1
6	949543	ELEMENT (40 Micron).....	1
7	960203	GASKET .....	1
8	960207	BARREL .....	1
9	960206	CAP .....	1
9A	944640	†O-RING .....	1

†Not Illustrated

WHEN ORDERING PARTS, ALWAYS STATE MODEL AND SERIAL NO. OF MACHINE

# CLARK EQUIPMENT COMPANY



1600

## HYDRAULIC – FILTER ASSEMBLY

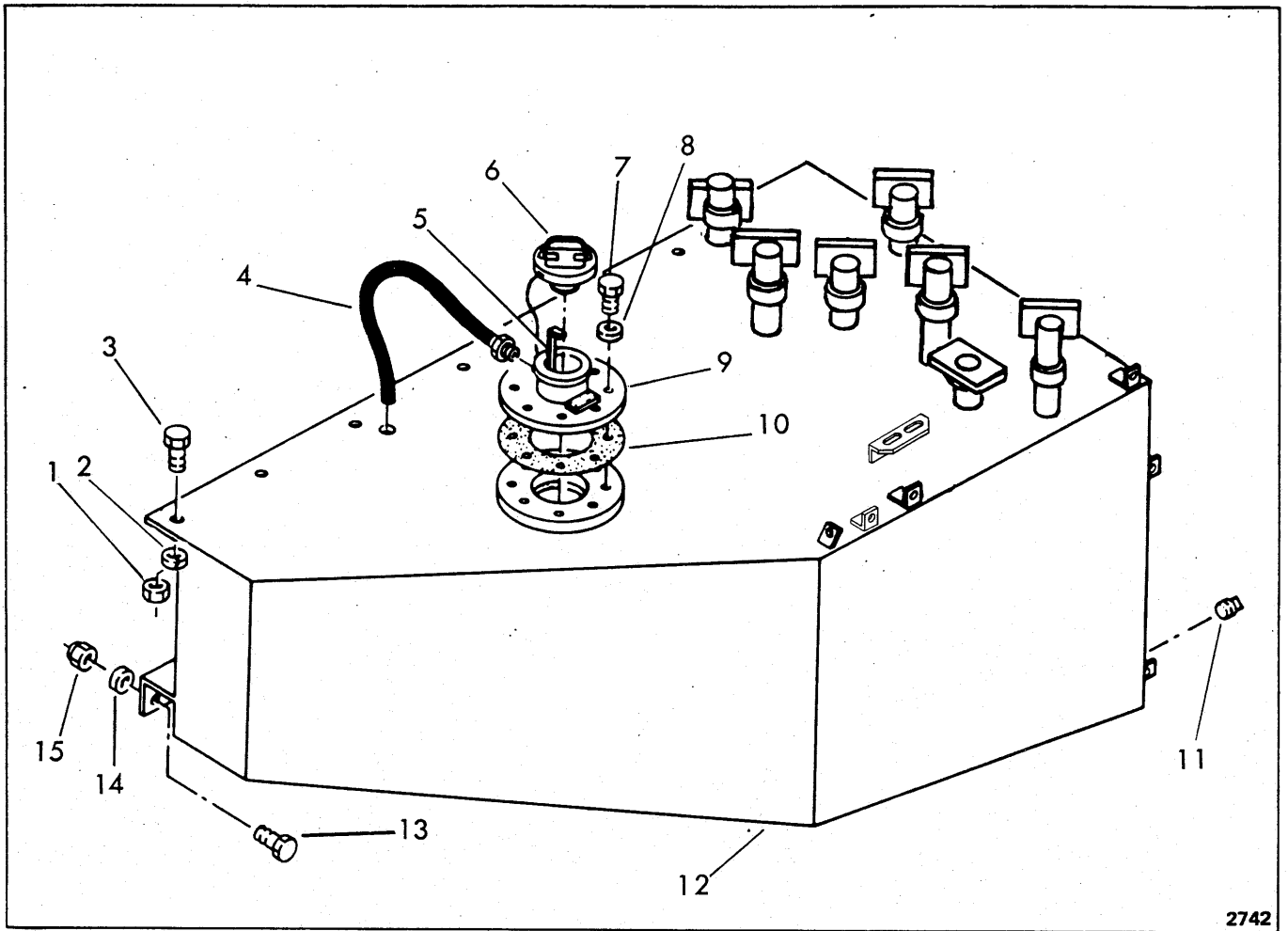
Item	Part No.	Description	Qty.
A	1577602	FILTER ASSY (Inc. 1 thru 18) ....	1
B	948983	ELEMENT KIT, Major (Inc. 10, 11, 12, 13, 14 & 17) .....	1
C	1566622	ELEMENT KIT, Minor (Inc. 11, 12 & 14) .....	1
D	1578130	BYPASS KIT (Inc. 1 thru 5, 7 & 8)	1
1	-----	§ SCREW, Bypass – See “D” .....	1
2	-----	§ CAP, Stem Bypass – See “D” .....	1
3	-----	§ SPRING, Bypass – See “D” .....	1
4	-----	§ SPACER, Bypass – See “D” .....	1
5	-----	GUIDE, Bypass – See “D” .....	1
6	-----	HEAD – See “A” .....	1

Item	Part No.	Description	Qty.
7	-----	VALVE, Bypass – See “D” .....	1
8	-----	LOCKNUT, Bypass – See “D” .....	1
9	16F-02	PLUG.....	2
10	25K-60412	O-Ring – See “B” .....	1
11	-----	SEAL – See “B” .....	1
12	-----	ELEMENT – See “B” .....	1
13	-----	SEAL – See “B” .....	1
14	1566619	WASHER .....	1
15	896152	SPRING, Conical .....	1
16	1567065	HOUSING .....	1
17	1567066	GASKET – See “B” .....	1
18	896153	POST, Center .....	1

§ Not Sold Separately

**WHEN ORDERING PARTS, ALWAYS STATE MODEL AND SERIAL NO. OF MACHINE**

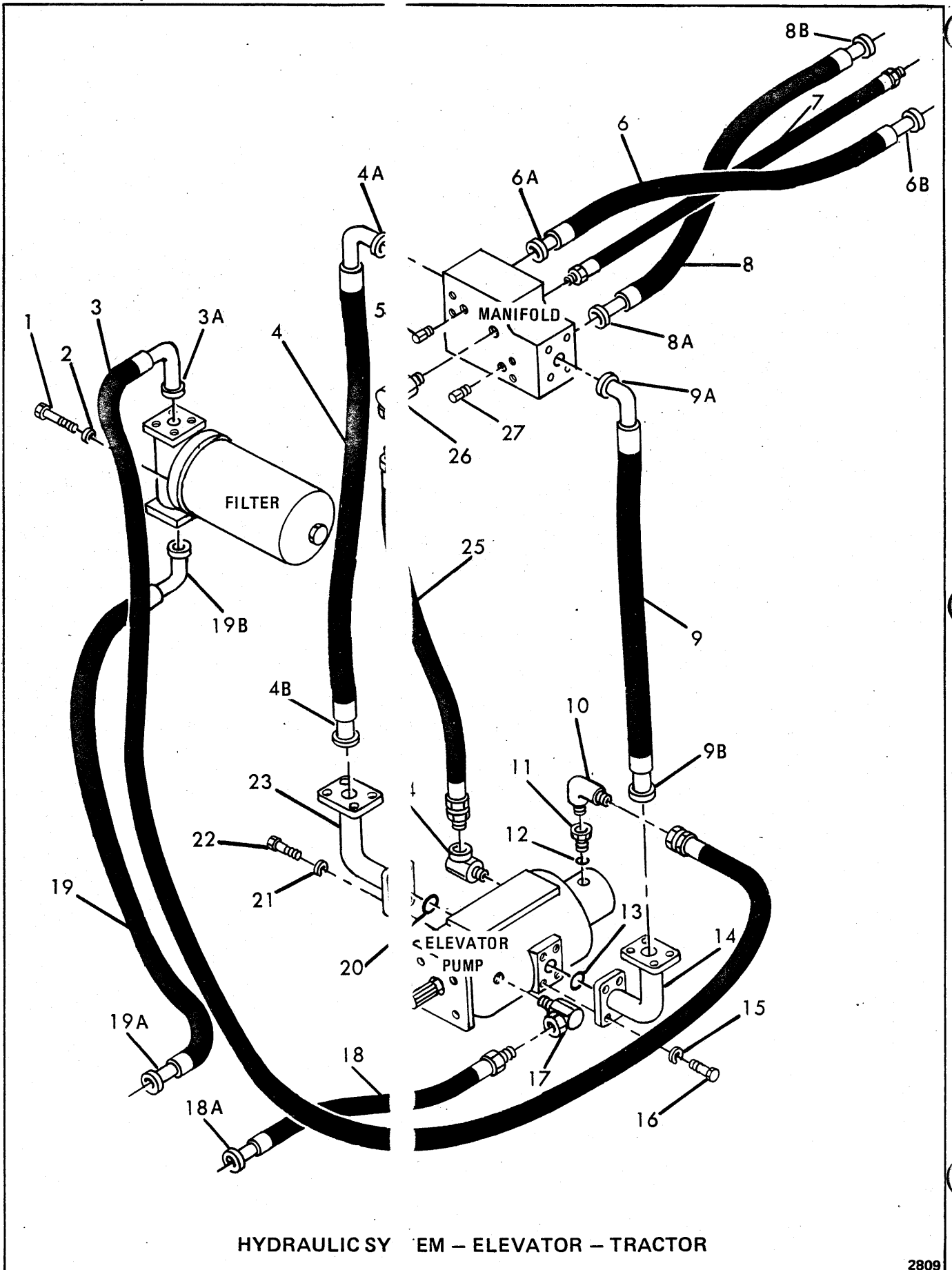
# CLARK EQUIPMENT COMPANY



**HYDRAULIC OIL RESERVOIR**

Item	Part No.	Description	Qty.
1	59D-08	NUT .....	8
2	4E-08	LKWSHR .....	8
3	17C-820	BOLT .....	8
4	1567156	HOSE .....	1
5	1558674	DIPSTICK .....	1
6	554843	CAP .....	1
7	17C-612	BOLT .....	8
8	4E-06	WASHER .....	8
9	1578330	FILLER ASSY .....	1
10	1557962	GASKET .....	1
11	200216	PLUG, Magnetic .....	1
12	1574448	TANK, Hydraulic.....	1
13	17C-620	BOLT .....	8
14	25E-14	WASHER .....	8
15	59D-06	NUT .....	8

**WHEN ORDERING PARTS, ALWAYS STATE MODEL AND SERIAL NO. OF MACHINE**



HYDRAULIC SYSTEM - ELEVATOR - TRACTOR



# CLARK EQUIPMENT COMPANY

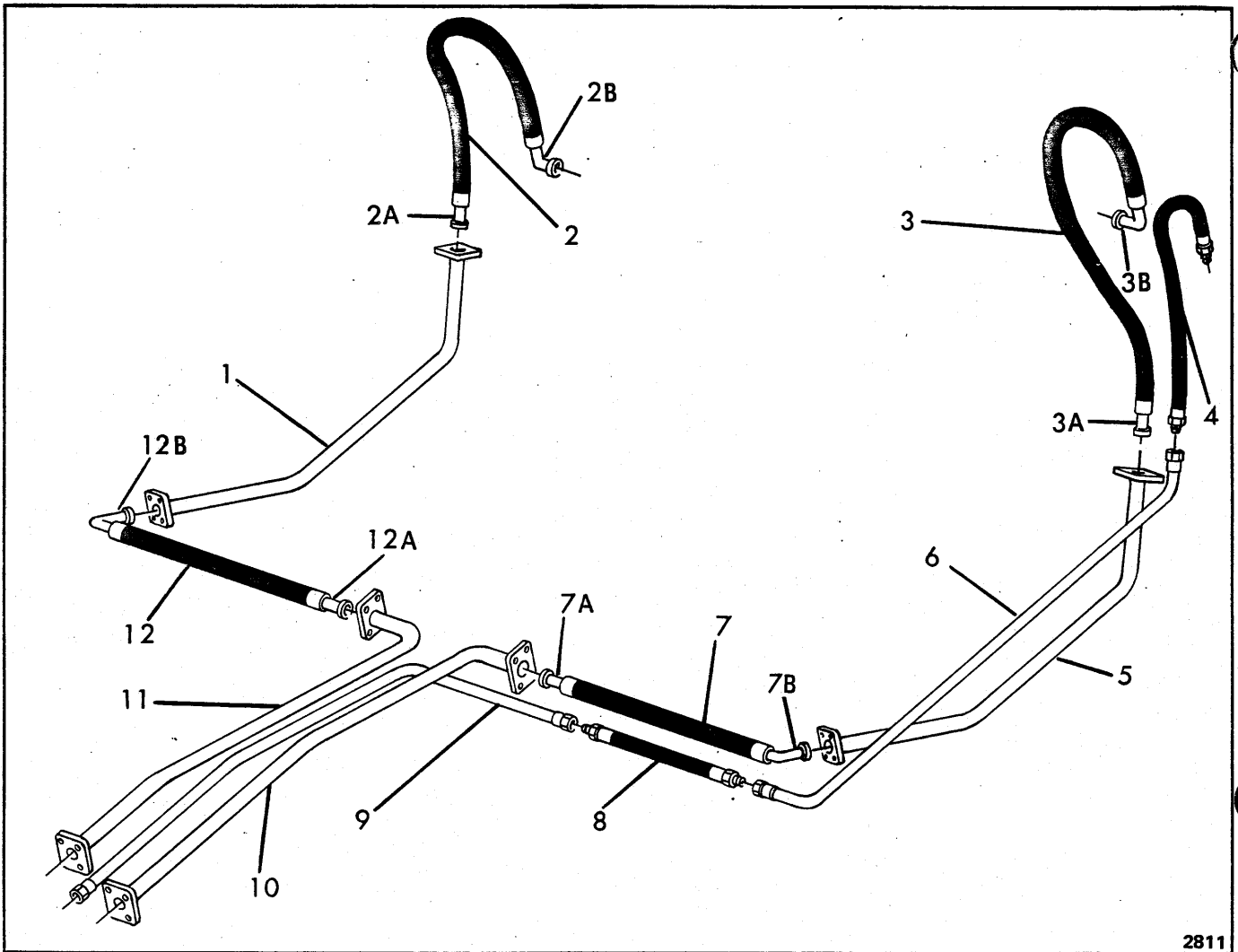
## HYDRAULIC SYSTEM – ELEVATOR – TRACTOR

Item	Part No.	Description	Qty.
1	17C-524	BOLT . . . . .	2
2	4E-05	LKWSHR. . . . .	2
3	1585307	HOSE . . . . .	1
3A	-----	† FLANGE, Split – See Group "D" . . . . .	-
4	1576479	HOSE . . . . .	1
4A	-----	† FLANGE, Split – See Group "A" . . . . .	-
4B	-----	† FLANGE, Split – See Group "A" . . . . .	-
5	16F-2	PLUG . . . . .	1
6	1575443	HOSE . . . . .	1
6A	-----	† FLANGE, Split – See Group "A" . . . . .	-
6B	-----	† FLANGE, Split – See Group "A" . . . . .	-
7	533463	HOSE . . . . .	1
8	1575443	HOSE . . . . .	1
8A	-----	† FLANGE, Split – See Group "A" . . . . .	-
8B	-----	† FLANGE, Split – See Group "A" . . . . .	-
9	1564690	HOSE . . . . .	1
9A	-----	† FLANGE, Split – See Group "A" . . . . .	-
9B	-----	† FLANGE, Split – See Group "A" . . . . .	-
10	755754	FITTING. . . . .	1
11	1585430	FITTING. . . . .	1
12	91F-7	O-RING. . . . .	1
13	58K-219	O-RING. . . . .	1
14	1586485	TUBE . . . . .	1
15	4E-07	LKWSHR. . . . .	4
16	17C-728	BOLT . . . . .	4
17	531684	ADAPTER. . . . .	1
18	1586494	HOSE . . . . .	1
18A	-----	† FLANGE, Split – See Group "B" . . . . .	-
19	1586498	HOSE . . . . .	1
19A	-----	† FLANGE, Split – See Group "C" . . . . .	-
19B	-----	† FLANGE, Split – See Group "D" . . . . .	-
20	58K-219	O-RING. . . . .	1
21	4E-07	LKWSHR. . . . .	4
22	17C-728	BOLT . . . . .	4
23	1586485	TUBE . . . . .	1
24	531684	ADAPTER. . . . .	1
25	1576197	HOSE . . . . .	1
26	31F-5	ADAPTER. . . . .	1
27	16F-2	PLUG . . . . .	1

GROUP	FLANGE HALF	O-RING	BOLT	LKWSHR	SIZE
No. Req'd Per Connection	2	1	4	4	
A	20J-16	58K-219	17C-728	4E-07	1"
B	19J-16	58K-219	17C-620	4E-06	1"
C	19J-20	58K-222	17C-724	4E-07	1½"
D	19J-24	58K-225	17C-824	4E-08	1½"

**WHEN ORDERING PARTS, ALWAYS STATE MODEL AND SERIAL NO. OF MACHINE**

# CLARK EQUIPMENT COMPANY



## HYDRAULIC SYSTEM – ELEVATOR – SCRAPER

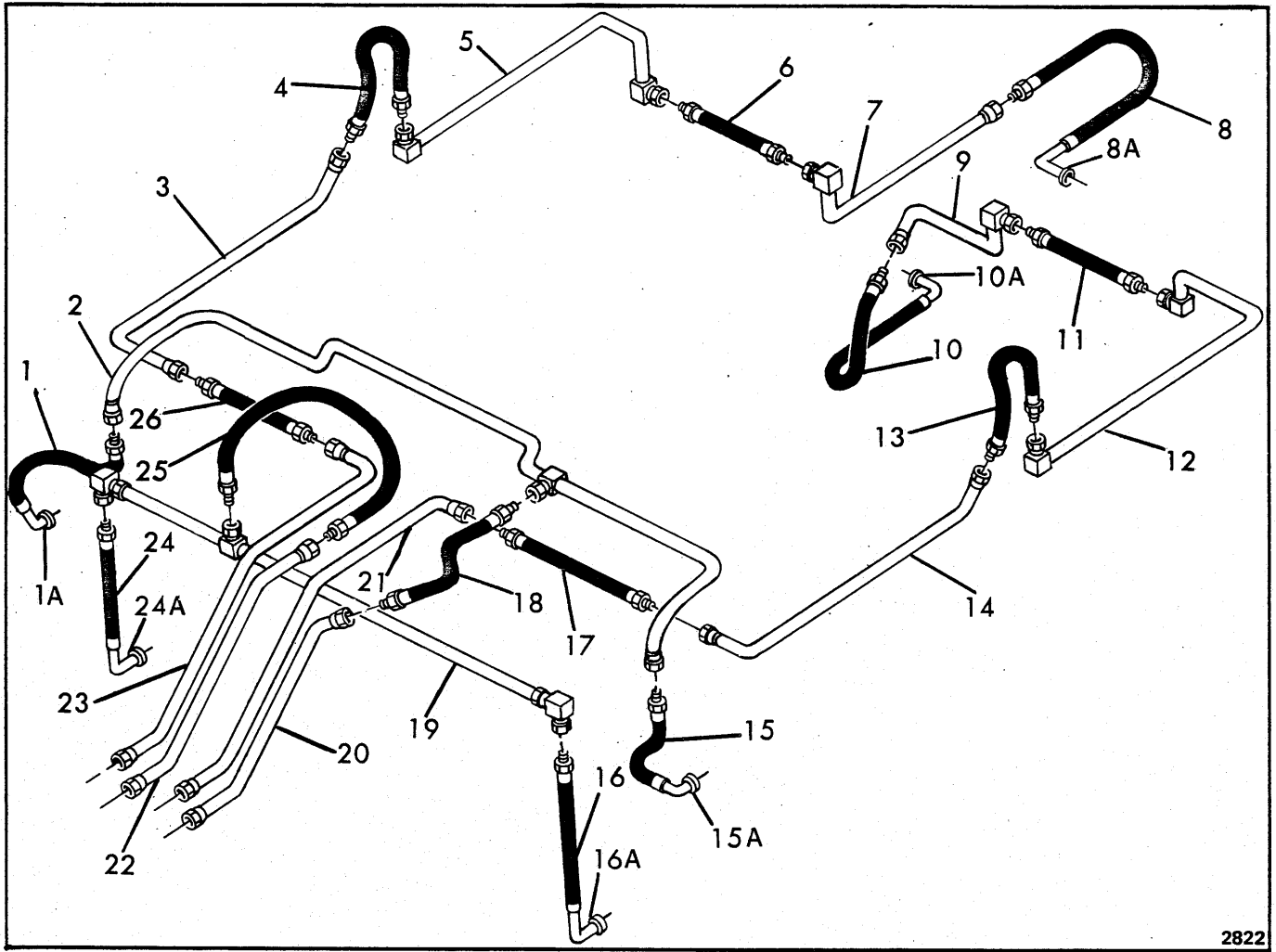
Item	Part No.	Description	Qty.
1	1586252	TUBE . . . . .	1
2	1564690	HOSE . . . . .	1
2A	-----	† FLANGE, Split – See Group "A" . . . . .	—
2B	-----	† FLANGE, Split – See Group "A" . . . . .	—
3	1564690	HOSE . . . . .	1
3A	-----	† FLANGE, Split – See Group "A" . . . . .	—
3B	-----	† FLANGE, Split – See Group "A" . . . . .	—
4	1566957	HOSE . . . . .	1
5	1586252	TUBE . . . . .	1
6	1586349	TUBE, Drain . . . . .	1

Item	Part No.	Description	Qty.
7	1576480	HOSE . . . . .	1
7A	-----	† FLANGE, Split – See Group "A" . . . . .	—
7B	-----	† FLANGE, Split – See Group "A" . . . . .	—
8	574442	HOSE . . . . .	1
9	1586297	TUBE . . . . .	1
10	1586314	TUBE . . . . .	1
11	1586299	TUBE . . . . .	1
12	1576480	HOSE . . . . .	1
12A	-----	† FLANGE, Split – See Group "A" . . . . .	—
12B	-----	† FLANGE, Split – See Group "A" . . . . .	—

GROUP	FLANGE HALF	O-RING	BOLT	LKWSHR	SIZE
No. Req'd Per Connection	2	1	4	4	
A	20J-16	58K-219	17C-728	4E-07	1"

**WHEN ORDERING PARTS, ALWAYS STATE MODEL AND SERIAL NO. OF MACHINE**

# CLARK EQUIPMENT COMPANY



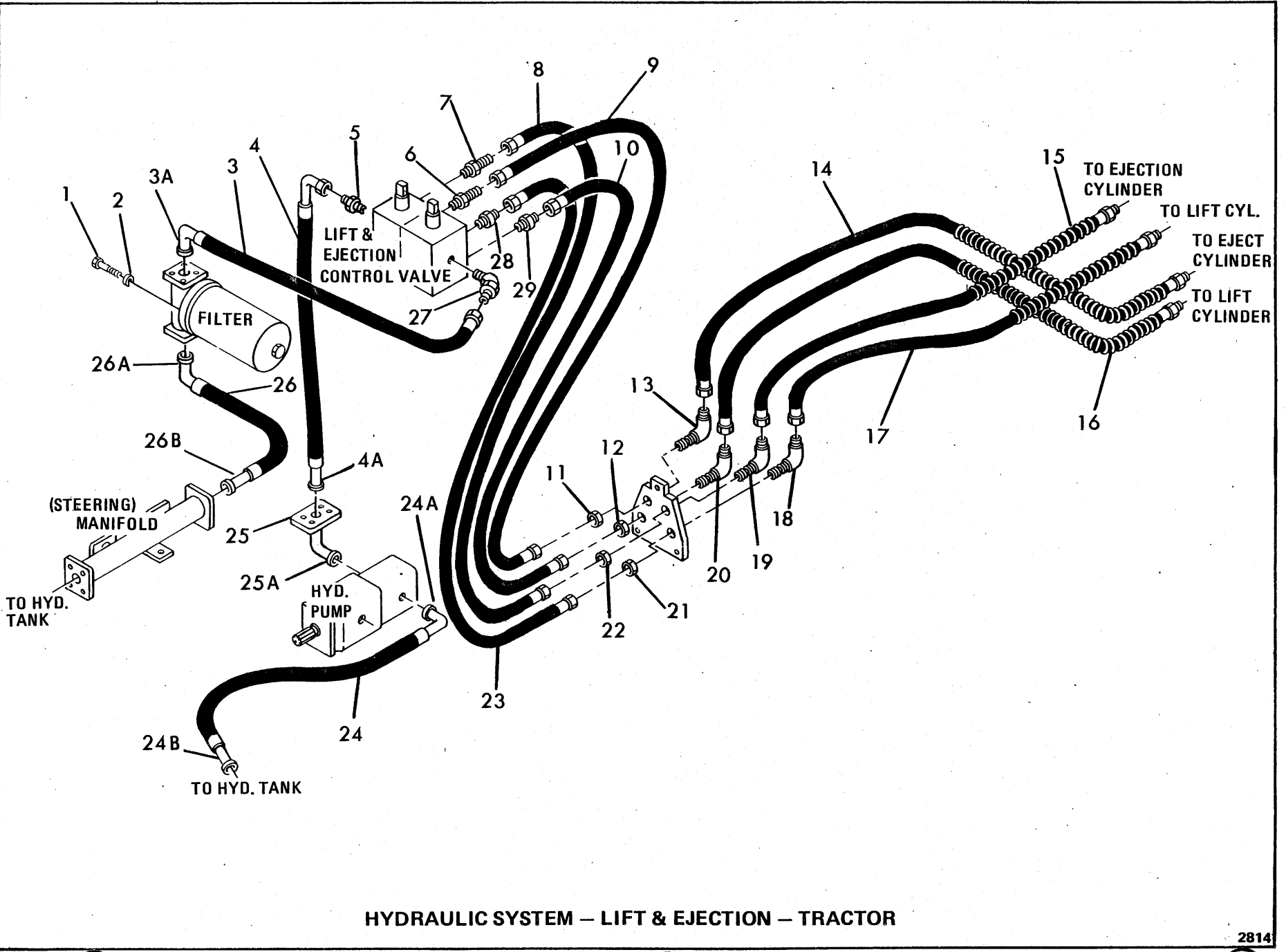
2822

## HYDRAULIC SYSTEM – LIFT AND EJECTION – SCRAPER

Item	Part No.	Description	Qty.	Item	Part No.	Description	Qty.
1	1586288	HOSE . . . . .	1	14	1586352	TUBE . . . . .	1
1A	----	FLANGE, Split – See Group "A" . . . . .	–	15	1586288	HOSE . . . . .	1
2	1586238	TUBE . . . . .	1	15A	----	FLANGE, Split – See Group "A" . . . . .	–
3	1586353	TUBE . . . . .	1	16	1586289	HOSE . . . . .	1
4	613226	HOSE . . . . .	1	16A	----	FLANGE, Split – See Group "A" . . . . .	–
5	1586250	TUBE . . . . .	1	17	609926	HOSE . . . . .	1
6	1586254	HOSE . . . . .	1	18	604617	HOSE . . . . .	1
7	1586248	TUBE . . . . .	1	19	1586228	TUBE . . . . .	1
8	1585951	HOSE . . . . .	1	20	1586362	TUBE . . . . .	1
8A	----	FLANGE, Split – See Group "A" . . . . .	–	21	1586357	TUBE . . . . .	1
9	1586245	TUBE . . . . .	1	22	1586365	TUBE . . . . .	1
10	1586412	HOSE . . . . .	1	23	1586359	TUBE . . . . .	1
10A	----	FLANGE, Split – See Group "A" . . . . .	–	24	1586289	HOSE . . . . .	1
11	1586254	HOSE . . . . .	1	24A	----	FLANGE, Split – See Group "A" . . . . .	–
12	1586244	TUBE . . . . .	1	25	604617	HOSE . . . . .	1
13	613226	HOSE . . . . .	1	26	609926	HOSE . . . . .	1

GROUP	FLANGE HALF	O-RING	BOLT	LKWSHR	SIZE
No. Req'd Per Connection	2	1	4	4	
A	19J-12	58K-214	17C-620	4E-06	3/4"

**WHEN ORDERING PARTS, ALWAYS STATE MODEL AND SERIAL NO. OF MACHINE**



HYDRAULIC SYSTEM - LIFT & EJECTION - TRACTOR

# CLARK EQUIPMENT COMPANY

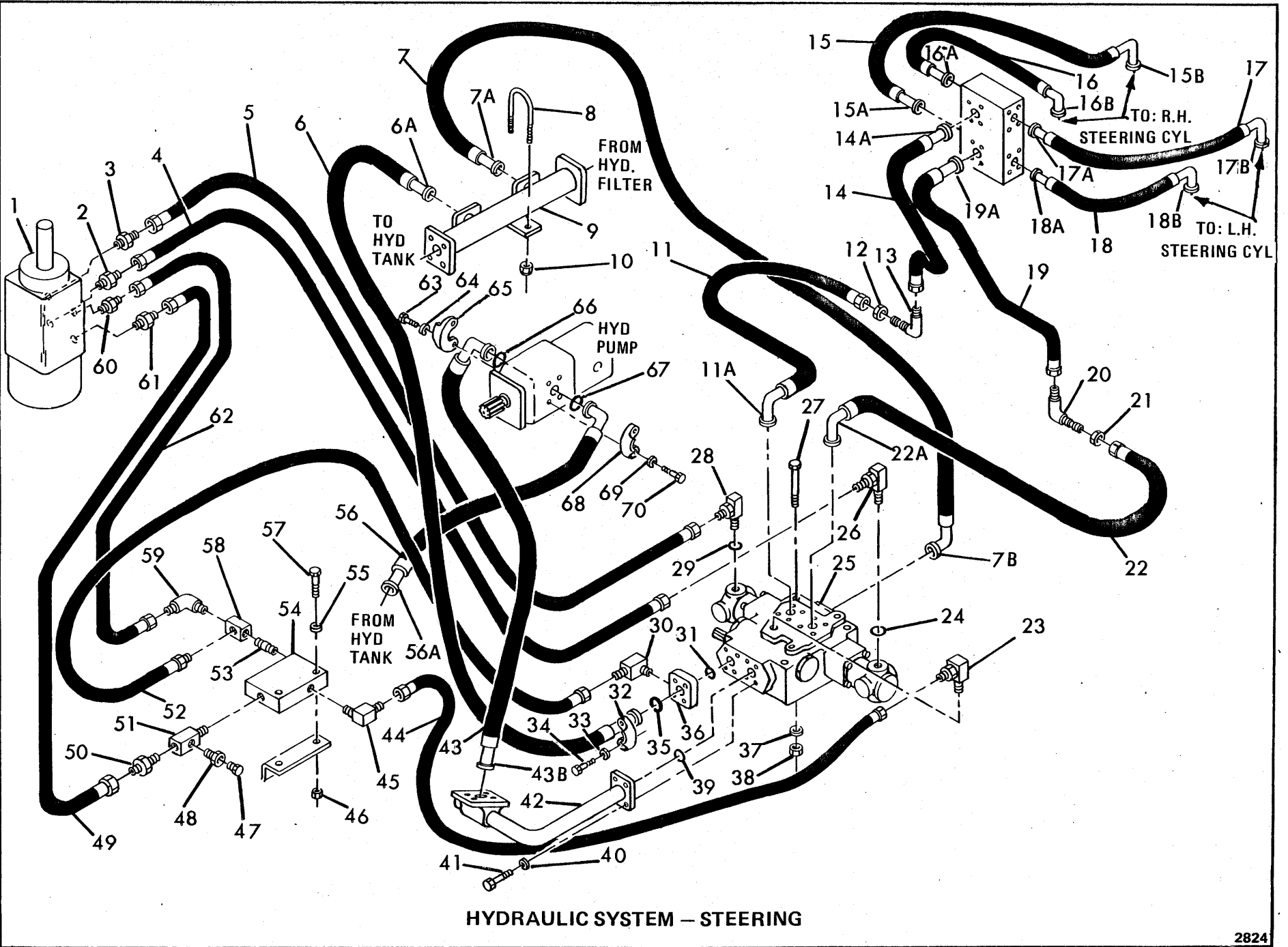
## HYDRAULIC SYSTEM – LIFT AND EJECTION – TRACTOR

Item	Part No.	Description	Qty.
1	17C-524	BOLT . . . . .	2
2	4E-05	LKWSHR. . . . .	2
3	1585307	HOSE . . . . .	1
3A	-----	FLANGE, Split – See Group "D" . . . . .	-
4	1586496	HOSE . . . . .	1
4A	-----	FLANGE, Split – See Group "C". . . . .	-
5	5290063	ADAPTER (Inc 5A). . . . .	1
5A	91F-09	†O-RING. . . . .	1
6	16K-08	ADAPTER (Inc 6A). . . . .	1
6A	91F-08	†O-RING. . . . .	1
7	16K-08	ADAPTER (Inc 7A). . . . .	1
7A	91F-08	†O-RING. . . . .	1
8	731978	HOSE (Ejection). . . . .	1
9	731978	HOSE (Ejection). . . . .	1
10	730468	HOSE (Lift). . . . .	1
11	86F-8	LOCKNUT, Bulkhead . . . . .	1
12	86F-8	LOCKNUT, Bulkhead . . . . .	1
13	88F-8	ELBOW, Bulkhead. . . . .	1
14	1586442	HOSE . . . . .	1
15	1586442	HOSE . . . . .	1
16	1586441	HOSE . . . . .	1
17	1586441	HOSE . . . . .	1
18	88F-8	ELBOW, Bulkhead. . . . .	1
19	88F-8	ELBOW, Bulkhead. . . . .	1
20	88F-8	ELBOW, Bulkhead. . . . .	1
21	86F-8	LOCKNUT , Bulkhead . . . . .	1
22	86F-8	LOCKNUT, Bulkhead . . . . .	1
23	1586440	HOSE (Lift) . . . . .	1
24	1586495	HOSE . . . . .	1
24A	-----	FLANGE, Split – See Group "C". . . . .	-
24B	-----	FLANGE, Split – See Group "D" . . . . .	-
25	1586482	TUBE . . . . .	1
25A	-----	FLANGE, Split – See Group "B". . . . .	-
26	1586510	HOSE . . . . .	1
26A	-----	FLANGE, Split – See Group "D" . . . . .	-
26B	-----	FLANGE, Split – See Group "C". . . . .	-
27	18K-10	ADAPTER (Inc 27A). . . . .	1
27A	91F-10	†O-RING. . . . .	1
28	15K-08	ADAPTER (Inc 28A). . . . .	1
28A	91F-08	†O-RING. . . . .	1
29	15K-08	ADAPTER (Inc 29A). . . . .	1
29A	91F-08	†O-RING. . . . .	1

† Not Illustrated

GROUP	FLANGE HALF	O-RING	BOLT	LKWSHR	SIZE
No. Req'd Per Connection	2	1	4	4	
A	20J-16	58K-219	17C-728	4E-07	1"
B	19J-16	58K-219	17C-620	4E-06	1"
C	19J-20	58K-222	17C-724	4E-07	1¼"
D	19J-24	58K-225	17C-824	4E-08	1½"

**WHEN ORDERING PARTS, ALWAYS STATE MODEL AND SERIAL NO. OF MACHINE**



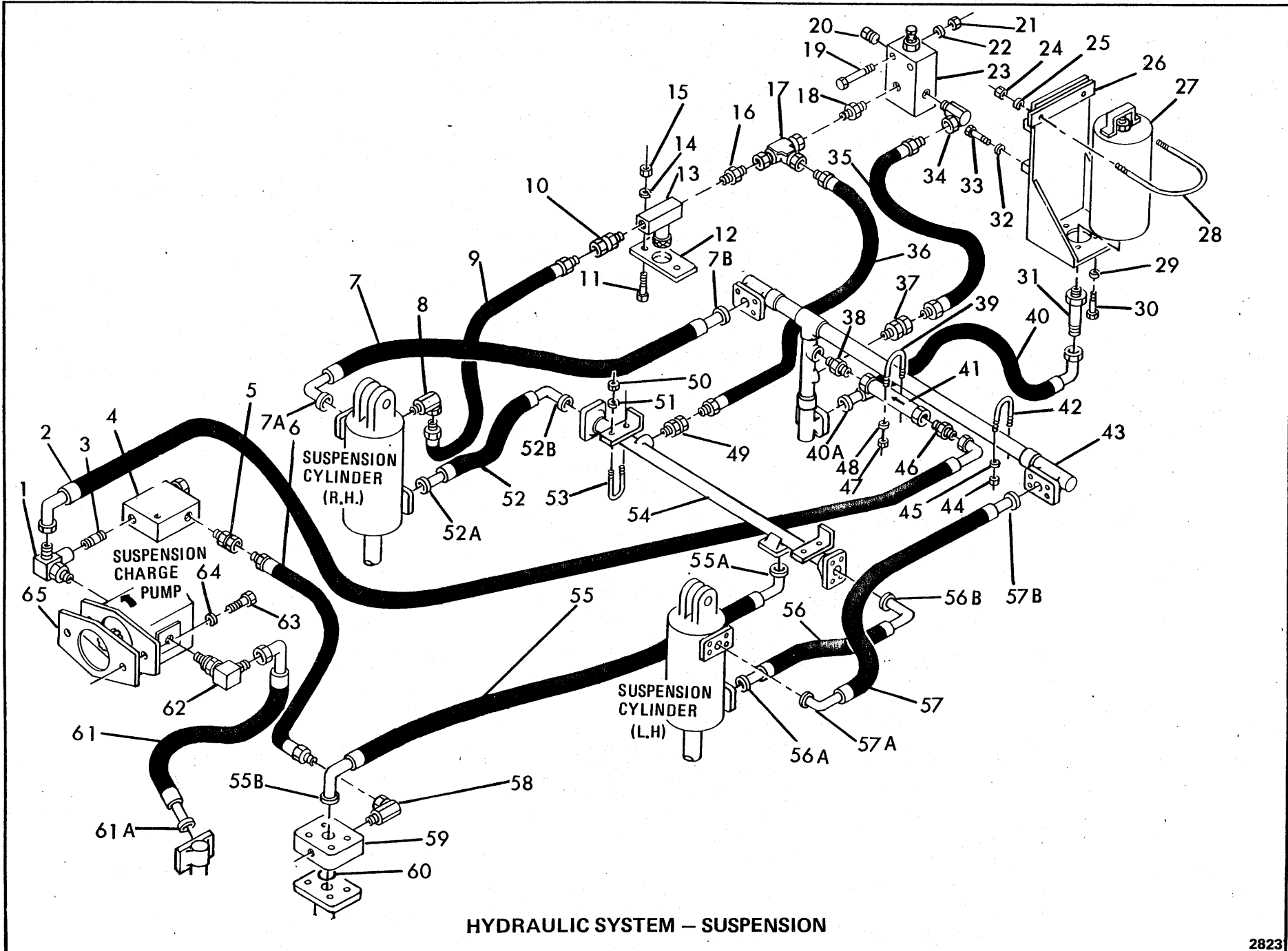
# CLARK EQUIPMENT COMPANY

## HYDRAULIC SYSTEM – STEERING

Item	Part No.	Description	Qty.	Item	Part No.	Description	Qty.
1	----	PUMP, Steering Column (See Index) . . .	-	29	91F-06	O-RING . . . . .	1
2	743108	FITTING . . . . .	1	30	1315109	FITTING . . . . .	1
3	743108	FITTING . . . . .	1	31	58K-222	O-RING . . . . .	1
4	5209551	HOSE . . . . .	1	32	19J-20	FLANGE, Split . . . . .	2
5	5209551	HOSE . . . . .	1	33	4E-07	LKWSHR . . . . .	4
6	1564710	HOSE . . . . .	1	34	17C-728	BOLT . . . . .	4
6A	----	FLANGE, Split – See Group "C" . . . . .	-	35	58K-222	O-RING . . . . .	1
7	1564710	HOSE . . . . .	1	36	1586105	BLOCK, Adapter . . . . .	1
7A	----	FLANGE, Split – See Group "C" . . . . .	-	37	4E-08	LKWSHR . . . . .	3
7B	----	FLANGE, Split – See Group "C" . . . . .	-	38	85D-08	LOCKNUT . . . . .	3
8	731235	U-BOLT . . . . .	1	39	58K-222	O-RING . . . . .	1
9	1586437	TUBE . . . . .	1	40	4E-07	LKWSHR . . . . .	4
10	60D-04	LOCKNUT . . . . .	2	41	17C-724	BOLT . . . . .	4
11	763653	HOSE . . . . .	1	42	1586458	TUBE . . . . .	1
11A	----	FLANGE, Split – See Group "B" . . . . .	-	43	1586456	HOSE . . . . .	1
12	86F-08	LOCKNUT, Bulkhead . . . . .	1	44	1319539	HOSE . . . . .	1
13	88F-08	ELBOW, Bulkhead . . . . .	1	45	662487	FITTING . . . . .	1
14	1586493	HOSE . . . . .	1	46	59D-05	LOCKNUT . . . . .	2
14A	----	FLANGE, Split – See Group "B" . . . . .	-	47	40K-02	PLUG . . . . .	1
15	1586444	HOSE . . . . .	1	48	19F-04	BUSHING . . . . .	1
15A	----	FLANGE, Split – See Group "B" . . . . .	-	49	1586461	HOSE . . . . .	1
15B	----	FLANGE, Split – See Group "B" . . . . .	-	50	712204	ADAPTER . . . . .	1
16	1586445	HOSE . . . . .	1	51	30F-03	TEE . . . . .	1
16A	----	FLANGE, Split – See Group "B" . . . . .	-	52	1586715	HOSE . . . . .	1
16B	----	FLANGE, Split – See Group "B" . . . . .	-	53	214084	NIPPLE . . . . .	1
17	1586444	HOSE . . . . .	1	54	----	VALVE, Reducing – See Index . . . . .	-
17A	----	FLANGE, Split – See Group "B" . . . . .	-	55	25E-16	WASHER . . . . .	2
17B	----	FLANGE, Split – See Group "B" . . . . .	-	56	1586495	HOSE . . . . .	1
18	1586445	HOSE . . . . .	1	56A	----	FLANGE, Split – See Group "D" . . . . .	-
18A	----	FLANGE, Split – See Group "B" . . . . .	-	57	17C-532	BOLT . . . . .	2
18B	----	FLANGE, Split – See Group "B" . . . . .	-	58	1586436	TEE . . . . .	1
19	1586493	HOSE . . . . .	1	59	83F-5	FITTING . . . . .	1
19A	----	FLANGE, Split – See Group "B" . . . . .	-	60	743108	FITTING . . . . .	1
20	88F-08	ELBOW, Bulkhead . . . . .	1	61	743108	FITTING . . . . .	1
21	86F-08	LOCKNUT, Bulkhead . . . . .	1	62	1586461	HOSE . . . . .	1
22	763653	HOSE . . . . .	1	63	17C-720	BOLT . . . . .	4
22A	----	FLANGE, Split – See Group "B" . . . . .	-	64	4E-07	LKWSHR . . . . .	4
23	17K-6	FITTING . . . . .	1	65	19J-20	FLANGE, Split . . . . .	2
24	91F-06	O-RING . . . . .	1	66	58K-222	O-RING . . . . .	1
25	----	VALVE, Steering – See Index . . . . .	-	67	58K-225	O-RING . . . . .	1
26	1586027	FITTING . . . . .	1	68	19J-24	FLANGE, Split . . . . .	2
27	17C-880	BOLT . . . . .	3	69	4E-08	LKWSHR . . . . .	4
28	1586027	FITTING . . . . .	1	70	17C-820	BOLT . . . . .	4

GROUP	FLANGE HALF	O-RING	BOLT	LKWSHR	SIZE
No. Req'd Per Connection	2	1	4	4	
A	19J-12	58K-214	17C-620	4E-06	¾"
B	19J-16	58K-219	17C-620	4E-06	1"
C	19J-20	58K-222	17C-724	4E-07	1¼"
D	19J-24	58K-225	17C-824	4E-08	1½"

**WHEN ORDERING PARTS, ALWAYS STATE MODEL AND SERIAL NO. OF MACHINE**



HYDRAULIC SYSTEM - SUSPENSION



# CLARK EQUIPMENT COMPANY

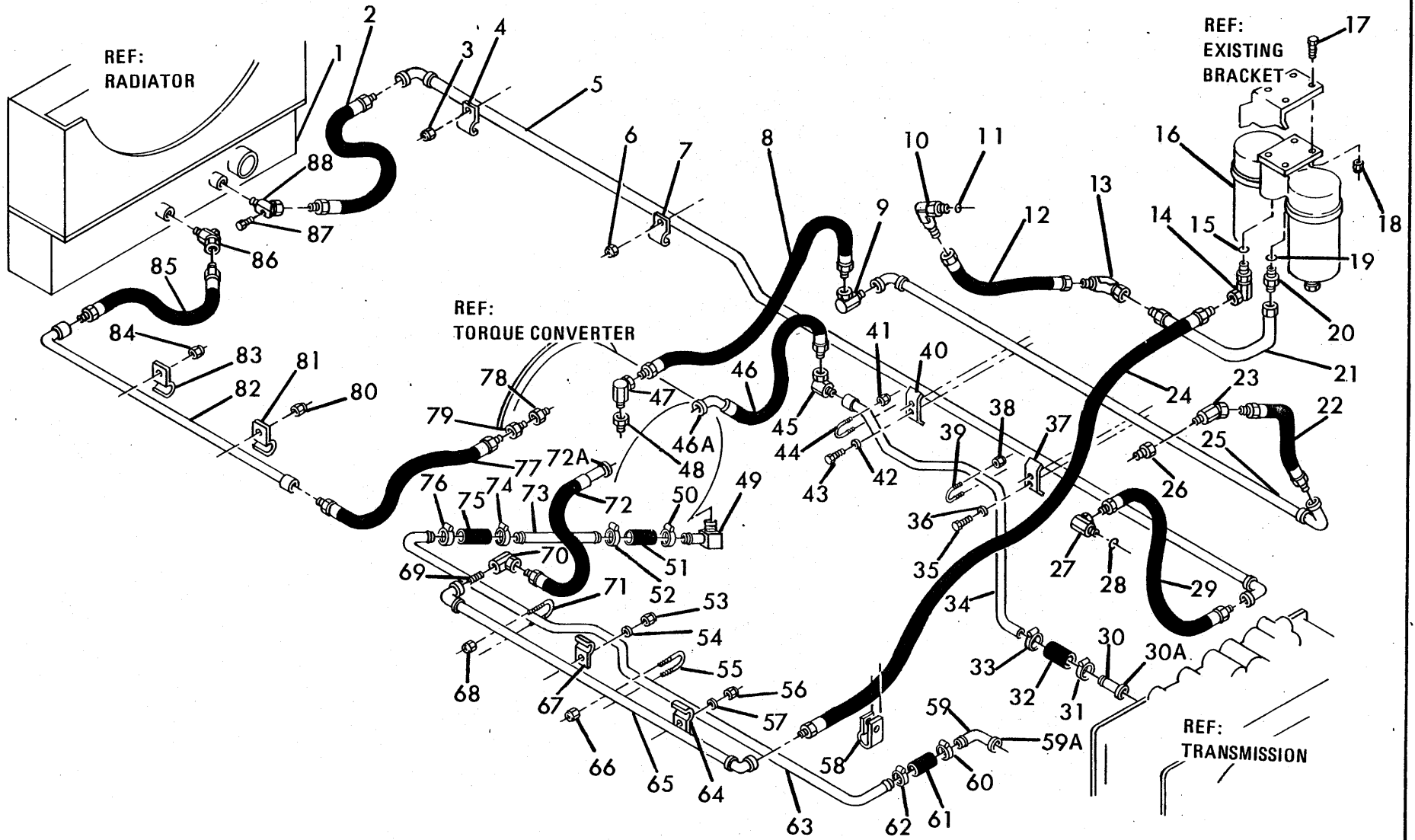
## HYDRAULIC SYSTEM – SUSPENSION

Item	Part No.	Description	Qty.	Item	Part No.	Description	Qty.
1	1586555	FITTING.....	1	37	36F-4	ADAPTER.....	1
2	1585694	HOSE.....	1	38	675745	ADAPTER.....	1
3	5K-224	NIPPLE.....	1	39	1585686	U-BOLT.....	1
4	-----	VALVE, Air Bleed (See Index).....	-	40	1585300	HOSE.....	1
5	36F-2	FITTING.....	1	40A	-----	FLANGE, Split – See Group "A".....	-
6	1586553	HOSE.....	1	41	-----	FILTER, Inline (See Index).....	-
7	1564742	HOSE.....	1	42	1585685	U-BOLT.....	4
7A	-----	FLANGE, Split – See Group "A".....	-	43	1585693	TUBE.....	1
7B	-----	FLANGE, Split – See Group "A".....	-	44	59D-6	LOCKNUT.....	8
8	517089	ADAPTER.....	1	45	25E-18	WASHER.....	8
9	591896	HOSE.....	1	46	89F-7	ADAPTER.....	1
10	661427	ADAPTER.....	1	47	59D-6	LOCKNUT.....	2
11	17C-644	BOLT.....	2	48	25E-18	WASHER.....	2
12	1584114	BRACKET.....	1	49	36F-4	ADAPTER.....	1
13	1585216	VALVE, Needle.....	1	50	59D-6	LOCKNUT.....	4
14	25E-18	WASHER.....	2	51	25E-18	WASHER.....	4
15	59D-6	LOCKNUT.....	2	52	1585695	HOSE.....	1
16	1585687	ADAPTER.....	1	52A	-----	FLANGE, Split – See Group "A".....	-
17	661433	ADAPTER.....	1	52B	-----	FLANGE, Split – See Group "A".....	-
18	1585687	ADAPTER.....	1	53	1585685	U-BOLT.....	2
19	17C-544	BOLT.....	2	54	1585689	TUBE.....	1
20	16F-12	PLUG.....	1	55	1567584	HOSE.....	1
21	59D-05	LOCKNUT.....	2	55A	-----	FLANGE, Split – See Group "A".....	-
22	25E-16	WASHER.....	2	55B	-----	FLANGE, Split – See Group "C".....	-
23	-----	VALVE, Relief (See Index).....	-	56	1585695	HOSE.....	1
24	59D-5	LOCKNUT.....	2	56A	-----	FLANGE, Split – See Group "A".....	-
25	25E-16	WASHER.....	2	56B	-----	FLANGE, Split – See Group "A".....	-
26	1585721	BRACKET.....	1	57	1564742	HOSE.....	1
27	-----	ACCUMULATOR, Suspension (See Index).....	-	57A	-----	FLANGE, Split – See Group "A".....	-
28	737143	U-BOLT.....	1	57B	-----	FLANGE, Split – See Group "A".....	-
29	4E-08	LKWSHR.....	2	58	31F-2	ELBOW.....	1
30	18C-812	BOLT.....	2	59	1585631	PLATE.....	1
31	16K-8	ADAPTER.....	1	60	58K-219	O-RING.....	1
31A	91F-8	† O-RING.....	1	61	1585299	HOSE.....	1
32	4E-08	LKWSHR.....	2	61A	-----	FLANGE, Split – See Group "B".....	-
33	17C-820	BOLT.....	2	62	17K-08	ELBOW.....	1
34	711053	ADAPTER.....	1	62A	91F-08	† O-RING.....	1
35	604617	HOSE.....	1	63	33C-616	BOLT.....	2
36	614667	HOSE.....	1	64	215909	WASHER.....	2
				65	-----	PUMP, Charge (See Index).....	-

† Not Illustrated

GROUP	FLANGE HALF	O-RING	BOLT	LKWSHR	SIZE
No. Req'd Per Connection	2	1	4	4	
A	19J-12	58K-214	17C-620	4E-06	3/4"
B	19J-16	58K-219	17C-620	4E-06	1"
C	19J-16	58K-219	17C-644	4E-06	1"

**WHEN ORDERING PARTS, ALWAYS STATE MODEL AND SERIAL NO. OF MACHINE**



HYDRAULIC SYSTEM - TRANSMISSION & TORQUE CONVERTER

# CLARK EQUIPMENT COMPANY

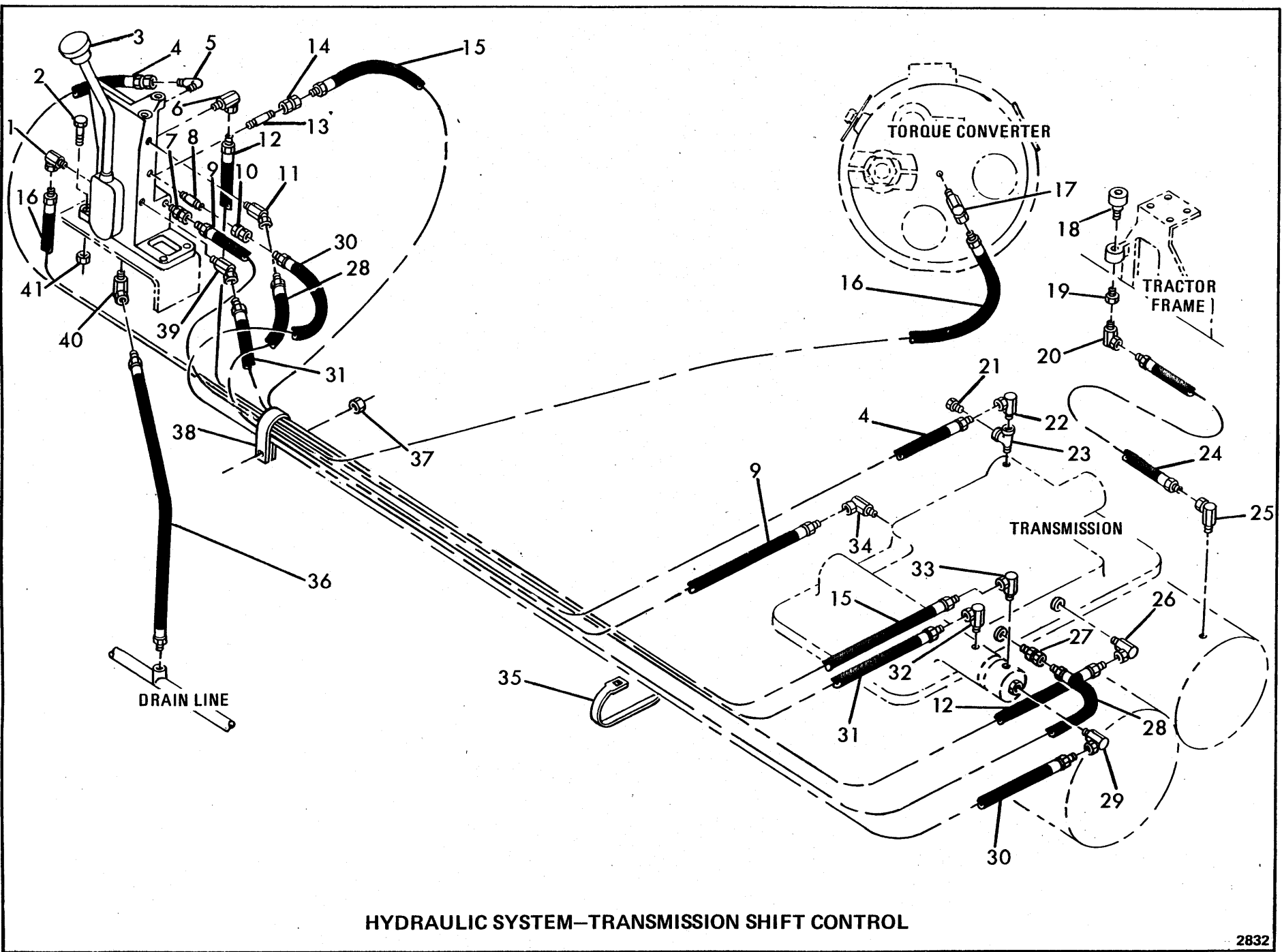
## HYDRAULIC SYSTEM – TRANSMISSION AND TORQUE CONVERTER

Item	Part No.	Description	Qty.	Item	Part No.	Description	Qty.
1	---	COOLER, Hyd. Oil (Inc w/Rad.)	1	46	1584945	HOSE	1
2	559173	HOSE	1	46A	---	FLANGE, Split—See Group "C"	—
3	59D-06	NUT	1	47	633332	ADAPTER	1
4	1558167	CLAMP	1	48	588399	ADAPTER	1
5	1572235	TUBE	1	49	666848	ADAPTER 90°	1
6	59D-06	NUT	1	50	43H-1188	CLAMP	1
7	1558167	CLAMP	1	51	2526426	HOSE	1
8	546803	HOSE	1	52	43H-1188	CLAMP	1
9	31F-05	ADAPTER	1	53	59D-06	NUT	1
10	17K-10	ADAPTER	1	54	25E-18	WASHER	1
11	91F-10	O-RING	1	55	1568581	U-BOLT	1
12	1551476	HOSE	1	56	59D-06	NUT	1
13	12K-10	ADAPTER	1	57	25E-18	WASHER	1
14	1520566	ADAPTER	1	58	6H-34	CLAMP	1
15	91F-10	O-RING	1	59	566092	STEM	1
16	234777	FILTER	1	59A	---	FLANGE, Split—See Group "C"	—
16A	801851	† ELEMENT KIT (Inc 16B)	1	60	43H-1188	CLAMP	1
16B	25K-80500	† O-RING	1	61	2526426	HOSE	1
17	17C-624	BOLT	4	62	43H-1188	CLAMP	1
18	59D-06	NUT	4	63	1585928	TUBE	1
19	91F-10	O-RING	1	64	1557540	CLAMP	1
20	15K-10	FITTING	1	65	1572218	TUBE	1
21	1584966	TUBE	1	66	59D-06	NUT	1
22	559173	HOSE	1	67	1557540	CLAMP	1
25	1572229	TUBE	1	68	59D-06	NUT	1
26	33F-05	BUSHING	1	69	5K-624	NIPPLE	1
27	1520566	ADAPTER	1	70	32F-5	ADAPTER	1
28	91F-10	O-RING	1	71	1568581	U-BOLT	1
29	546803	HOSE	1	72	1503830	HOSE	1
30	559192	STEM	1	72A	---	FLANGE, Split—See Group "C"	—
30A	---	FLANGE, Split—See Group "C"	—	73	1578799	TUBE	1
31	43H-1188	CLAMP	1	74	43H-1188	CLAMP	1
32	2526426	HOSE	1	75	2526426	HOSE	1
33	43H-1188	CLAMP	1	76	43H-1188	CLAMP	1
34	1585926	TUBE	1	77	547007	HOSE	1
35	17C-640	BOLT	2	78	588399	ADAPTER	1
36	4E-06	LKWSHR	2	79	661428	ADAPTER	1
37	1558143	CLAMP	1	80	59D-06	NUT	1
38	59D-06	NUT	2	81	1558167	CLAMP	1
39	1568581	U-BOLT	1	82	1572245	TUBE	1
40	1558143	CLAMP	1	83	1558167	CLAMP	1
41	59D-06	NUT	2	84	59D-06	NUT	1
42	4E-06	LKWSHR	1	85	559194	HOSE	1
43	17C-640	BOLT	1	86	593465	ADAPTER	1
44	1568581	U-BOLT	1	87	40K-04	PLUG	2
45	31F-06	ADAPTER	1	88	593465	ADAPTER	1

† Not Illustrated

GROUP	FLANGE HALF	O-RING	BOLT	LKWSHR	SIZE
No. Req'd Per Connection	2	1	4	4	
C	19J-20	58K-222	17C-724	4E-07	1¼"

**WHEN ORDERING PARTS, ALWAYS STATE MODEL AND SERIAL NO. OF MACHINE**



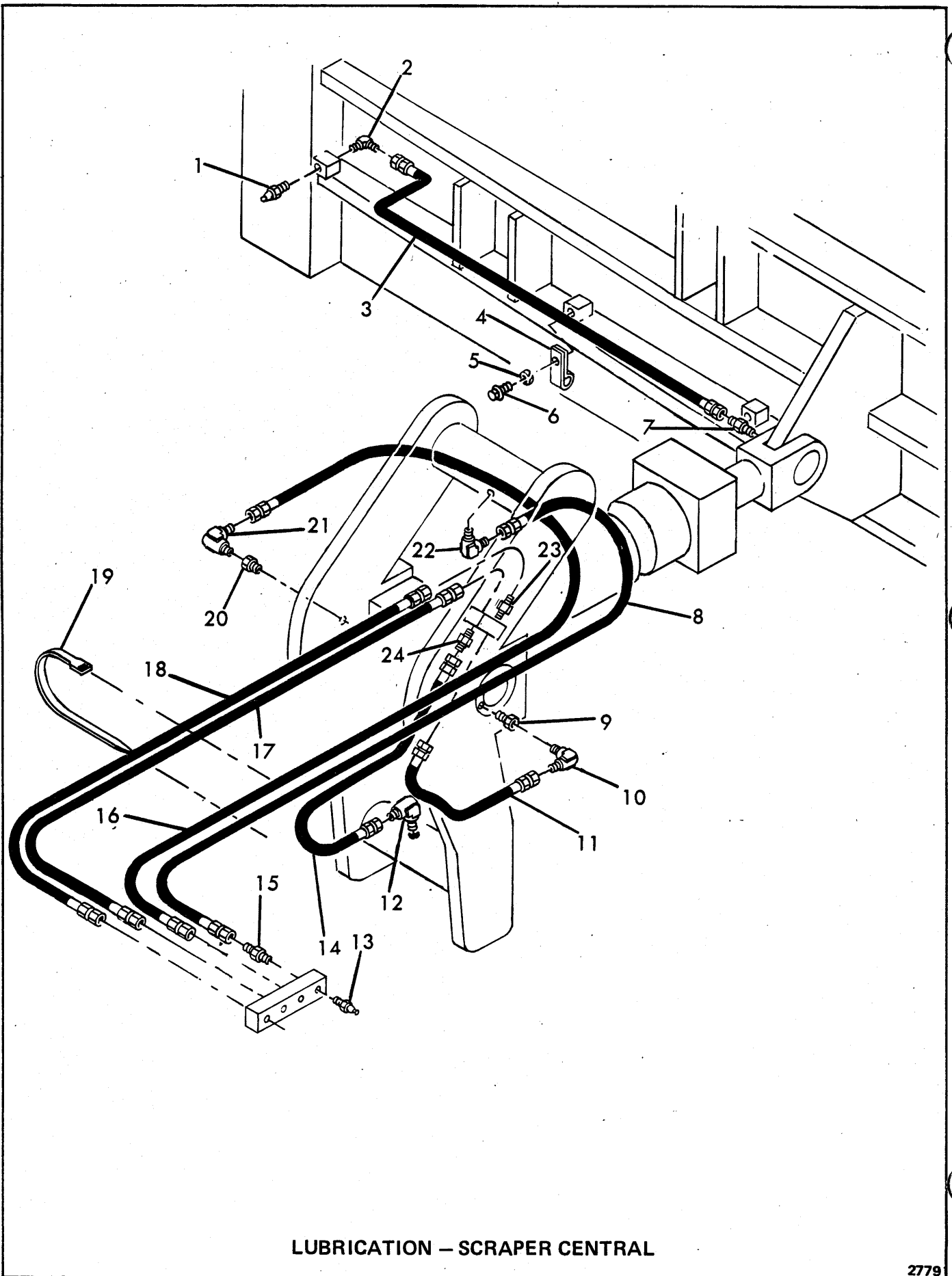
HYDRAULIC SYSTEM—TRANSMISSION SHIFT CONTROL

# CLARK EQUIPMENT COMPANY

## HYDRAULIC SYSTEM – TRANSMISSION SHIFT CONTROL

Item	Part No.	Description	Qty.
1	31F-2	ADAPTER.....	1
2	18C-620	BOLT.....	4
3	-----	SHIFT CONTROL ASSEMBLY – See Index.....	1
4	1536095	HOSE.....	1
5	17K-5	FITTING.....	1
6	31F-1	ADAPTER.....	1
7	36F-1	ADAPTER.....	1
8	5K-110	NIPPLE.....	1
9	1566413	HOSE.....	1
10	37F-1	ADAPTER.....	1
11	33F-1	ADAPTER.....	1
12	1530638	HOSE.....	1
13	5K-114	NIPPLE.....	1
14	37F-1	ADAPTER.....	1
15	1530638	HOSE.....	1
16	1536118	HOSE.....	1
17	33F-3	ADAPTER.....	1
18	230777	BREATHER.....	1
19	356624	BUSHING.....	1
20	731163	ADAPTER.....	1
21	40K-4	PLUG.....	1
22	6K-4	VALVE, Check.....	1
23	17F-2	TEE.....	1
24	1576816	HOSE.....	1
25	731163	ADAPTER.....	1
26	33F-1	ADAPTER.....	1
27	36F-1	ADAPTER.....	1
28	1530638	HOSE.....	1
29	31F-1	ADAPTER.....	1
30	1530638	HOSE.....	1
31	1530638	HOSE.....	1
32	31F-1	ADAPTER.....	1
33	31F-1	ADAPTER.....	1
34	31F-1	FITTING.....	1
35	1736910	STRAP, Tie.....	2
36	1562568	HOSE, Drain.....	1
37	59D-6	NUT.....	1
38	586853	CLIP.....	1
39	33F-1	ADAPTER.....	1
40	33F-4	ADAPTER.....	1
41	60D-6	NUT.....	4

**WHEN ORDERING PARTS, ALWAYS STATE MODEL AND SERIAL NO. OF MACHINE**



LUBRICATION - SCRAPER CENTRAL

2779

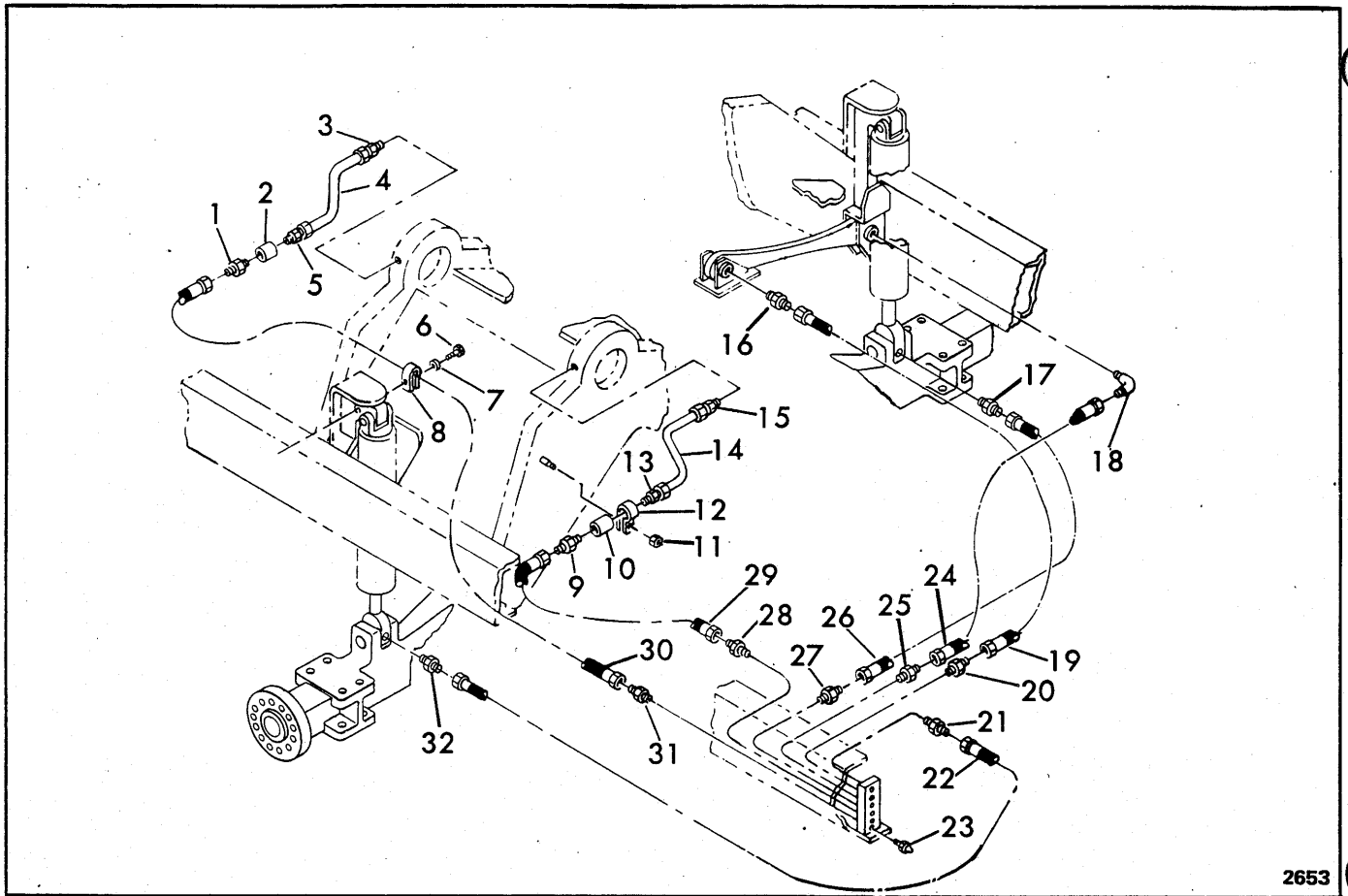
# CLARK EQUIPMENT COMPANY

## LUBRICATION – SCRAPER CENTRAL

Item	Part No.	Description	Qty.
1	10H-25	FITTING, Grease .....	1
2	83F-3	ELBOW.....	1
3	1586396	HOSE.....	1
4	30H-27	CLAMP.....	2
5	4E-06	LKWSHR.....	2
6	17C-616	BOLT.....	2
7	89F-3	CONNECTOR .....	1
8	1582264	HOSE.....	1
9	791457	ADAPTER.....	1
10	83F-3	ELBOW.....	1
11	1323191	HOSE.....	1
12	83F-3	ELBOW.....	1
13	10H-25	FITTING.....	4
14	1582262	HOSE.....	1
15	89F-3	CONNECTOR .....	4
16	1586394	HOSE.....	1
17	1586395	HOSE.....	1
18	1586395	HOSE.....	1
19	1736910	STRAP, Tie .....	2
20	791457	ADAPTER.....	1
21	83F-3	ELBOW.....	1
22	83F-3	ELBOW.....	1
23	89F-3	CONNECTOR .....	2
24	89F-3	CONNECTOR .....	2

**WHEN ORDERING PARTS, ALWAYS STATE MODEL AND SERIAL NO. OF MACHINE**

# CLARK EQUIPMENT COMPANY



2653


## LUBRICATION – TRACTOR CENTRAL

Item	Part No.	Description	Qty.
1	89F-3	ADAPTER	1
2	75F-1	COUPLING	1
3	1551024	ADAPTER	1
4	1584974	TUBE	1
5	1551024	ADAPTER	1
6	17C-612	BOLT	1
7	4E-06	LKWSHR.	1
8	30H-26	CLAMP	1
9	89F-3	ADAPTER	1
10	75F-1	COUPLING	1
11	59D-06	NUT	1
12	30H-26	CLIP	1
13	1551024	ADAPTER	1
14	1584974	TUBE	1
15	1551024	ADAPTER	1
16	89F-3	ADAPTER	1
17	89F-3	ADAPTER	1
18	83F-3	ELBOW	1
19	1582266	HOSE	1
20	89F-3	ADAPTER	1
21	89F-3	ADAPTER	1
22	1582265	HOSE	1
23	10H-25	FITTING, Grease	1
24	1584969	HOSE	1
25	89F-3	ADAPTER	1
26	1584969	HOSE	1
27	89F-3	ADAPTER	1
28	89F-3	ADAPTER	1
29	1582263	HOSE	1
30	1584970	HOSE	1
31	89F-3	ADAPTER	1
32	89F-3	ADAPTER	1
33	1736910	†STRAP, Tie	24

† Not Illustrated

**WHEN ORDERING PARTS, ALWAYS STATE MODEL AND SERIAL NO. OF MACHINE**





# CLARK EQUIPMENT COMPANY

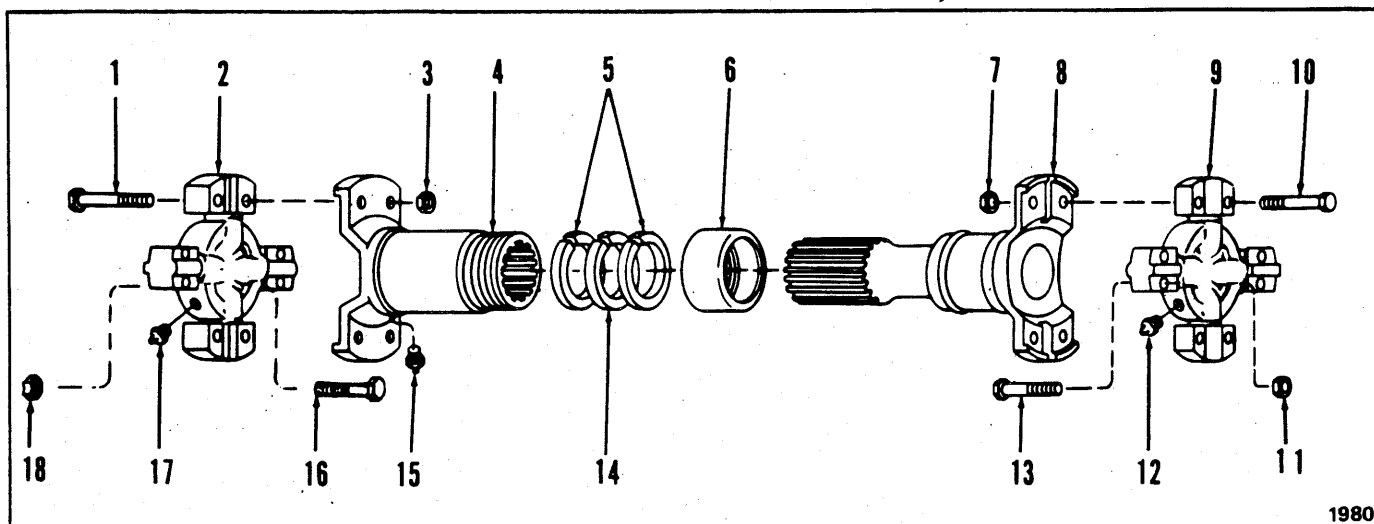
## NAMEPLATES AND DECALS

Item	Part No.	Description	Qty
1	1563766	DECAL, Lift & Ejection Control .....	1
2	1564254	PLATE, Emergency Stop .....	1
3	1577267	PLATE, ROPS .....	1
4	1577345	DECAL, "Elevator Speed" .....	1
5	1583843	DECAL, "Torque" .....	2
6	1583944	DECAL, "Brake" .....	1
7	1583950	DECAL, ROPS .....	1
8	1583951	DECAL, "Seat Belt Warning" .....	1
9	1583952	DECAL, "Lower Blade Warning" .....	1
10	1584015	DECAL, "Suspension Caution" .....	1
11	1584048	DECAL, Lube Instructions .....	1
12	1585272	PLATE, "Serial No." .....	2
13	1585281	DECAL, "110-15B" .....	4
14	2511546	PLATE, "Clark" .....	1
15	2513351	DECAL, "Clark" (5") .....	2
16	2513628	DECAL, "Clark" (4") .....	1
17	2513630	DECAL, "Michigan" (2") .....	2
18	2516995	SCREW .....	4
19	4480142	PLATE, Serial No. (Australia) .....	2
20	5307245	DECAL, Spark Arrestor Instructions .....	1
21	6C-605	DRIVE SCREW .....	14
22	50D-12	NUT .....	4
23	5253000	DECAL, "Watch Your Step" .....	4

**WHEN ORDERING PARTS, ALWAYS STATE MODEL AND SERIAL NO. OF MACHINE**



# CLARK EQUIPMENT COMPANY



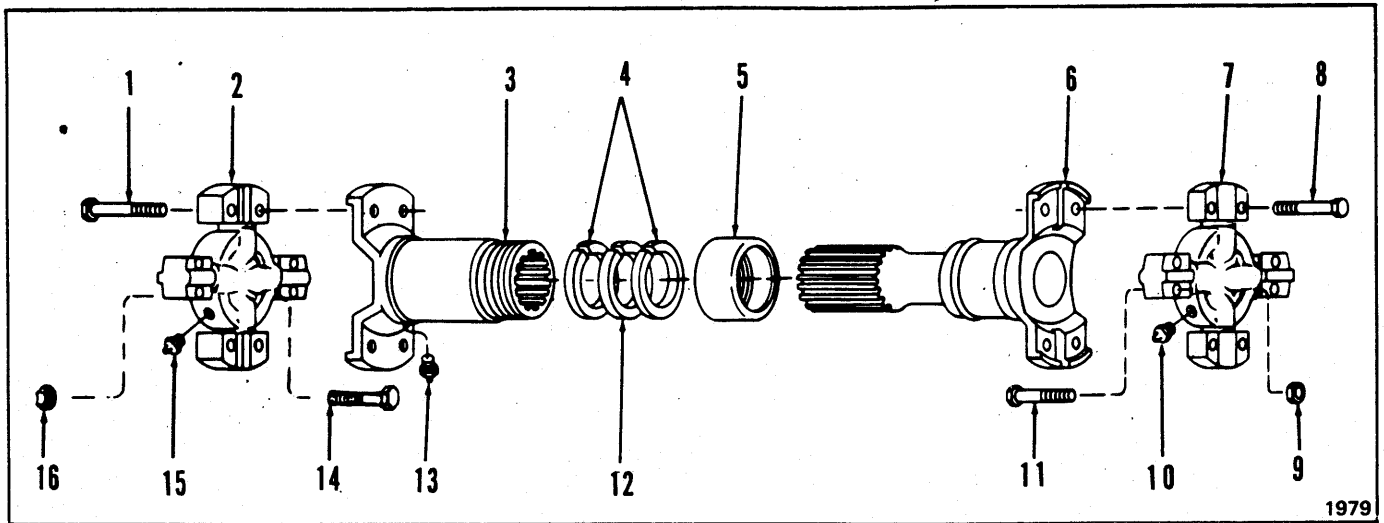
## . PROPELLER SHAFT ASSEMBLY – CONVERTER TO TRANSMISSION

Item	Part No.	Description	Qty.
A	1579803	PROPELLER SHAFT ASSY (Inc. 1 thru 18)	1
1	18C-838	BOLT	4
2	942735	*SPIDER & BEARING ASSY	1
3	8D-08	NUT	4
4	1990616	YOKE, Slip (Inc. 5, 6, 14)	1
5	940251	WASHER	2
6	940250	COVER	1
7	8D-08	NUT	4
8	946187	YOKE, Shaft	1
9	942735	*SPIDER & BEARING ASSY	1
10	18C-838	BOLT	4
11	8D-08	NUT, Spider & Bearing Attaching	4
12	944688	FITTING, Grease	1
13	18C-838	BOLT	4
14	942749	WASHER, Felt	1
15	10H-25	FITTING	1
16	18C-838	BOLT	4
17	944688	FITTING, Grease	1
18	8D-08	NUT, Spider & Bearing Attaching	4

\*NOTE: Sealed Bearing in Spider & Bearing Assemblies.

**WHEN ORDERING PARTS, ALWAYS STATE MODEL AND SERIAL NO. OF MACHINE**

# CLARK EQUIPMENT COMPANY



**PROPELLER SHAFT ASSEMBLY – TRANSMISSION TO AXLE**

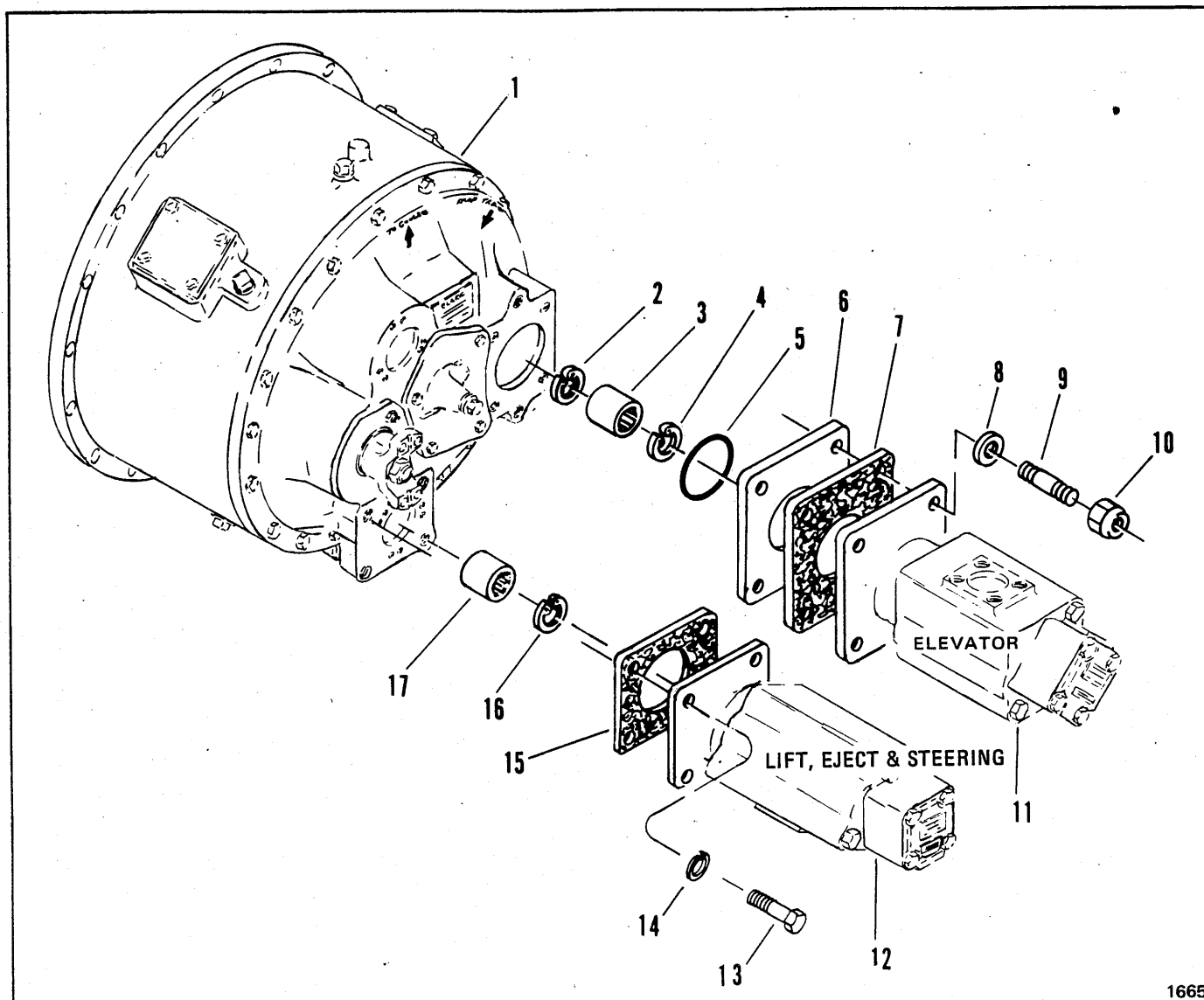
1979

Item	Part No.	Description	Qty.
A	1579802	PROPELLER SHAFT ASSY (Inc. 1 thru 16) .....	1
1	18C-840	BOLT .....	4
2	960111	*SPIDER & BEARING ASSY .....	1
3	960700	YOKE, Slip (Inc. 4, 5, 12) .....	1
4	940257	WASHER .....	2
5	940256	COVER .....	1
6	960695	YOKE, Shaft .....	1
7	960111	*SPIDER & BEARING ASSY .....	1
8	18C-840	BOLT .....	4
9	1577571	NUT .....	4
10	15H-15	FITTING, Grease .....	2
11	899605	BOLT .....	4
12	940259	WASHER, Felt .....	1
13	10H-25	FITTING, Grease .....	1
14	899605	BOLT .....	4
15	15H-15	FITTING, Grease .....	2
16	1577571	NUT .....	4

\*NOTE: Sealed Bearing in Spider & Bearing Assemblies.

**WHEN ORDERING PARTS, ALWAYS STATE MODEL AND SERIAL NO. OF MACHINE**

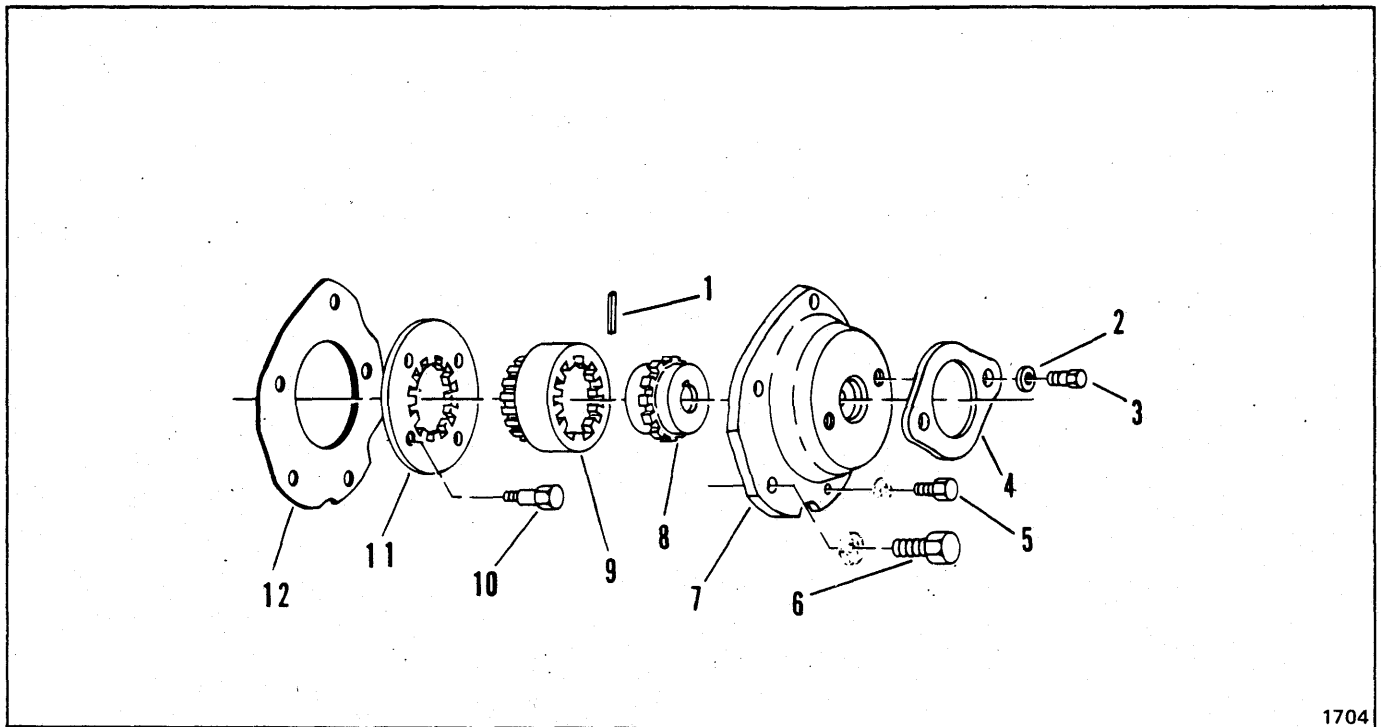
# CLARK EQUIPMENT COMPANY



**PUMP – ATTACHING PARTS**

Item	Part No.	Description	Qty.
1	----	CONVERTER – See Index .....	—
2	664140	RING, Snap .....	1
3	233249	SLEEVE, Pump Drive (Inc. 2, 4) .....	1
4	664140	RING, Snap .....	1
5	25K-40416	O-RING .....	1
6	1576799	ADAPTER .....	1
7	552161	GASKET .....	1
8	616792	WASHER .....	4
9	887590	STUD .....	4
10	60D-08	NUT .....	4
11	----	ELEVATOR PUMP ASSY – See Index .....	1
12	----	LIFT, EJECT & STEERING PUMP ASSY – See Index.....	1
13	17C-824	BOLT .....	4
14	4E-08	LKWSHR .....	4
15	552161	GASKET .....	1
16	664140	RING, Snap .....	1
17	219413	SLEEVE, Pump Drive (Inc. 16) .....	1

**WHEN ORDERING PARTS, ALWAYS STATE MODEL AND SERIAL NO. OF MACHINE**

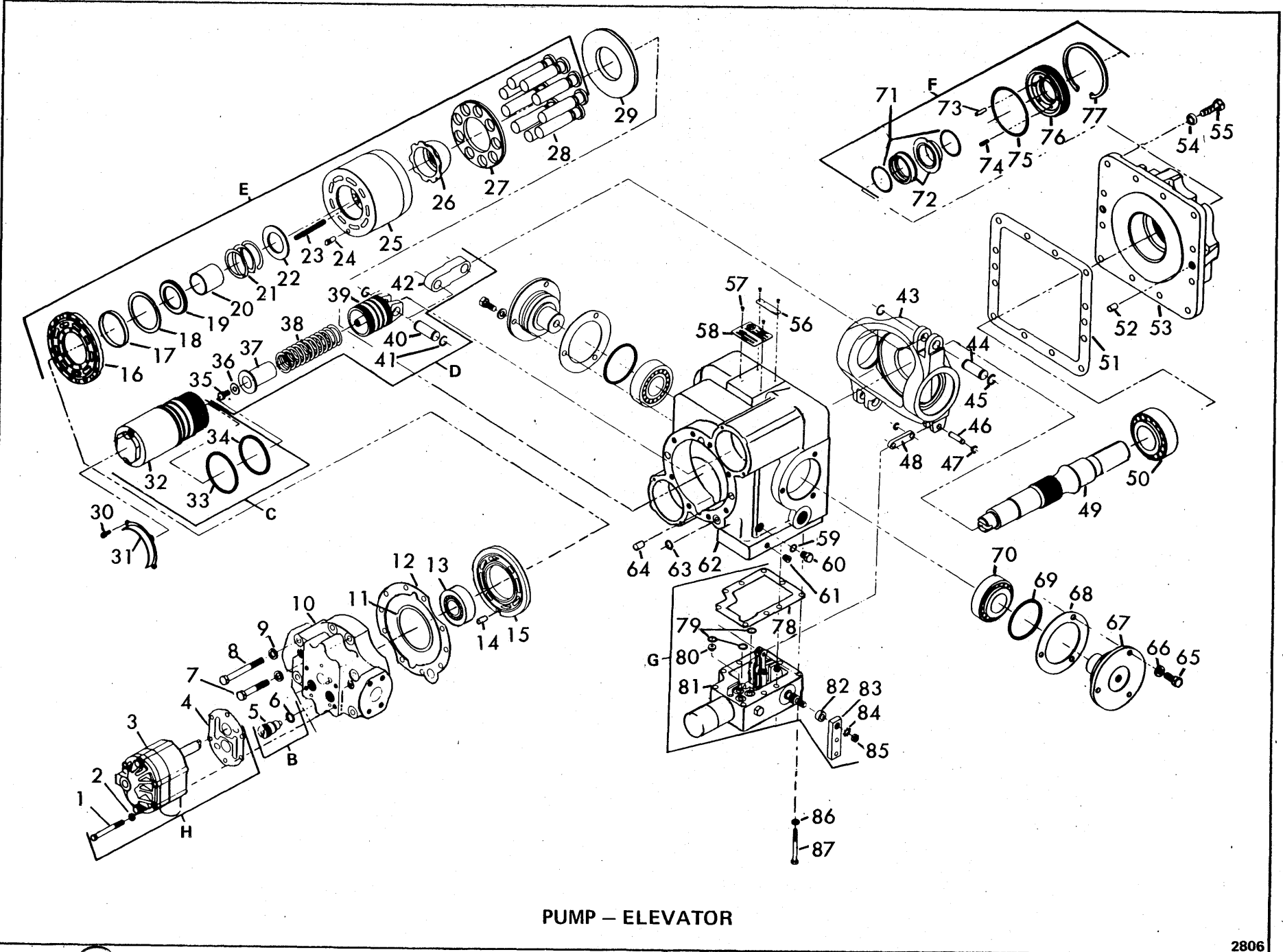


1704

PUMP – ATTACHING PARTS SUSPENSION CHARGING

Item	Part No.	Description	Qty.
1	15J-224	PIN, Groove .....	1
2	215909	WASHER .....	2
3	33C-616	BOLT .....	2
4	1575547	GASKET .....	1
5	17C-716	BOLT .....	1
6	17C-820	BOLT .....	4
7	1671132	ADAPTER, Mounting .....	1
8	1564752	SPROCKET .....	1
9	1752627	ADAPTER .....	1
10	1545824	BOLT .....	4
11	1545818	DISC, Adapter .....	1
12	1671133	GASKET .....	1

WHEN ORDERING PARTS, ALWAYS STATE MODEL AND SERIAL NO. OF MACHINE



PUMP - ELEVATOR



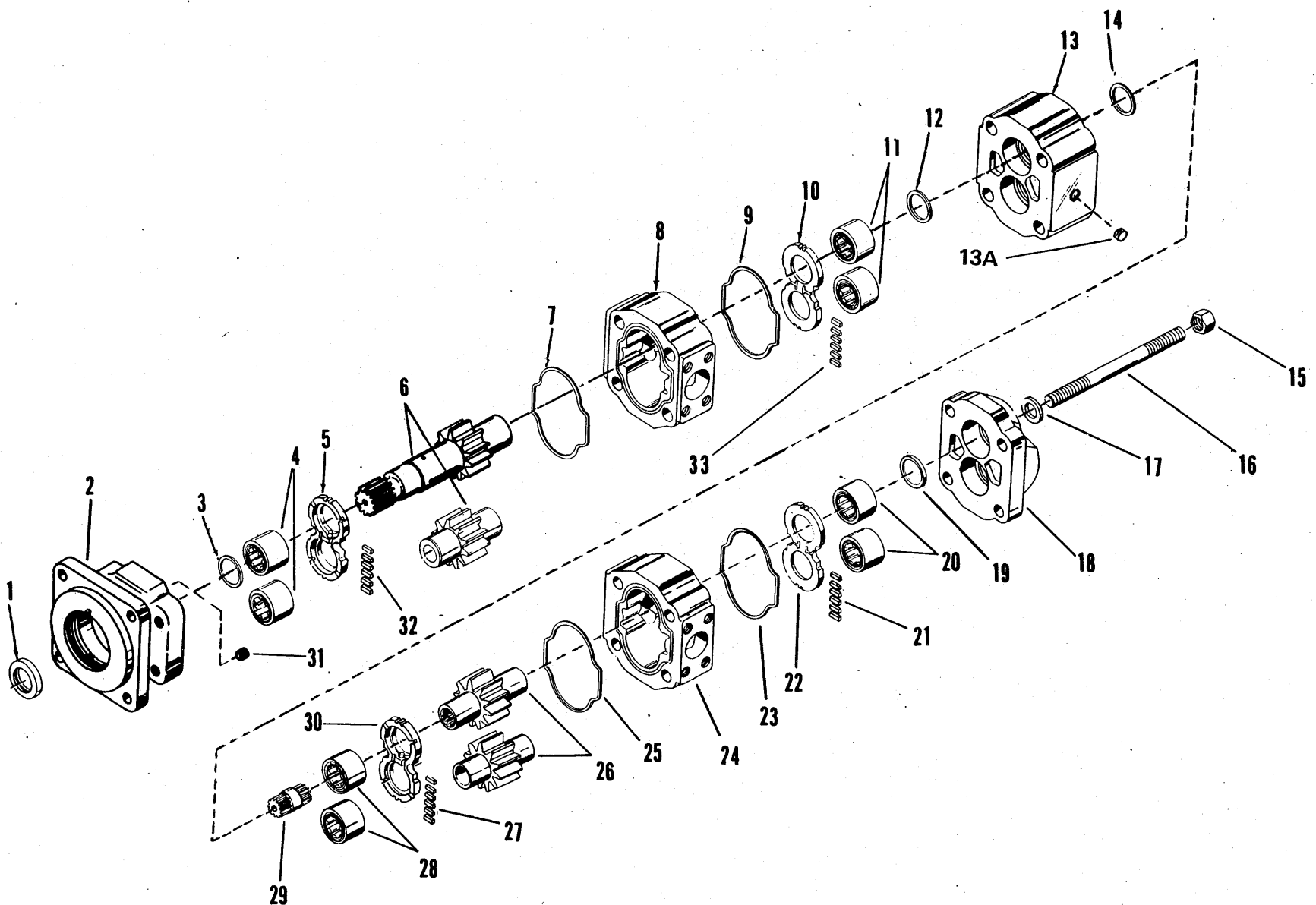
# CLARK EQUIPMENT COMPANY

## PUMP – ELEVATOR

Item	Part No.	Description	Qty.	Item	Part No.	Description	Qty.
A	1586502	PUMP, Elevator (Inc 1 thru 87) . . .	1	38	6518764	SPRING – See "D" . . . . .	2
B	6518531	CHECK VALVE KIT (Inc 5 & 6) . . .	2	39	6518448	PISTON – See "D" . . . . .	2
C	6518525	SERVO SLEEVE KIT (Inc 32, 33A, 33, 34) . . . . .	2	40	1579768	PIN – See "D" . . . . .	2
D	1577491	SERVO PISTON KIT (Inc 35 thru 42) . . . . .	2	41	710777	RING – See "D" . . . . .	4
E	963725	CYLINDER BLOCK KIT (Inc 16 thru 29) . . . . .	1	42	6518453	LINK – See "D" . . . . .	2
F	6518528	SEAL KIT ((Inc 71 thru 77) . . . . .	1	43	6518454	PLATE, Swash . . . . .	1
G	-----	CONTROL VALVE KIT (Inc 78 thru 85)–See Index . . . . .	1	44	1579768	PIN. . . . .	2
H	-----	CHARGE PUMP KIT (Inc 1 thru 4) See Index. . . . .	1	45	710777	RING . . . . .	4
1	1C-456	BOLT – See "H" . . . . .	4	46	6518455	PIN. . . . .	1
2	6518479	WASHER – See "H" . . . . .	4	47	1315140	RETAINER . . . . .	2
3	-----	PUMP, Charge–See "H"–See Index	1	48	6518655	LINK . . . . .	1
4	6418481	GASKET – See "H" . . . . .	1	49	1577492	SHAFT . . . . .	1
5	6518482	VALVE, Check – See "B" . . . . .	2	50	1577496	BEARING . . . . .	1
6	58K-015	O-RING – See "B" . . . . .	2	51	6518459	GASKET . . . . .	1
7	1C-736	BOLT . . . . .	4	52	6518460	PIN. . . . .	2
8	1C-752	BOLT . . . . .	4	53	6518461	COVER. . . . .	1
9	6518418	WASHER. . . . .	8	54	6518418	WASHER. . . . .	12
10	1577494	CAP, End. . . . .	1	55	1C-724	SCREW . . . . .	12
11	963573	‡SHIM . . . . .	-	56	6518509	ARROW, Direction . . . . .	1
12	6518421	GASKET . . . . .	1	57	6C-403	DRIVE SCREW . . . . .	4
13	1577497	BEARING . . . . .	1	58	6518462	NAMEPLATE. . . . .	1
14	6518423	PIN. . . . .	1	59	91F-03	O-RING. . . . .	1
15	1577493	PLATE . . . . .	1	60	24K-03	PLUG . . . . .	1
16	6518425	PLATE – See "E" . . . . .	1	61	6518510	PLUG . . . . .	1
17	961348	PILOT – See "E" . . . . .	1	62	963567	HOUSING . . . . .	1
18	1301186	RETAINER – See "E" . . . . .	1	63	1309831	O-RING. . . . .	1
19	6518427	RETAINER – See "E" . . . . .	1	64	6518460	PIN. . . . .	2
20	6518428	GUIDE – See "E" . . . . .	1	65	1C-716	SCREW . . . . .	6
21	6519766	SPRING – See "E" . . . . .	1	66	6518418	WASHER. . . . .	6
22	6518430	SEAT – See "E" . . . . .	1	67	6518465	TRUNNION. . . . .	2
23	961349	SPRING – See "E" . . . . .	6	68	963572	‡GASKET . . . . .	-
24	6518438	PIN – See "E" . . . . .	1	69	25K-40224	O-RING. . . . .	2
25	961350	BLOCK, Cylinder – See "E" . . . . .	1	70	1577495	BEARING . . . . .	2
26	6518440	GUIDE – See "E" . . . . .	1	71	6518468	O-RING – See "F" . . . . .	2
27	6518441	RETAINER – See "E" . . . . .	1	72	6518469	SEAL KIT – See "F" . . . . .	1
28	963566	PISTON – See "E" . . . . .	9	73	6518470	PIN – See "F" . . . . .	1
29	6518443	PLATE . . . . .	1	74	6518471	SPRING – See "F" . . . . .	6
30	6518444	BOLT . . . . .	4	75	25K-40216	O-RING – See "F" . . . . .	1
31	6518445	RETAINER . . . . .	2	76	6518472	RETAINER – See "F" . . . . .	1
32	6518446	SLEEVE – See "C" . . . . .	2	77	1320110	RING – See "F" . . . . .	1
32A	961390	† PLUG – See "C" . . . . .	4	78	-----	GASKET – See "G" . . . . .	1
33	25K-30216	O-RING – See "C" . . . . .	2	79	-----	O-RING – See "G" . . . . .	3
34	25K-30212	O-RING – See "C" . . . . .	2	80	-----	ORIFICE – See "G" . . . . .	1
35	963718	SCREW – See "D" . . . . .	2	81	-----	VALVE, Elevator Control – See Index . . . . .	1
36	963720	WASHER – See "D" . . . . .	2	82	-----	SPACER – See "G" . . . . .	1
37	6518502	GUIDE – See "D" . . . . .	2	83	-----	HANDLE – See "G" . . . . .	1
				84	-----	WASHER – See "G" . . . . .	1
				85	-----	NUT – See "G" . . . . .	1
				86	6518479	WASHER. . . . .	6
				87	1C-436	SCREW. . . . .	6

‡ As Required

**WHEN ORDERING PARTS, ALWAYS STATE MODEL AND SERIAL NO. OF MACHINE**



PUMP - LIFT, EJECTION AND STEERING SYSTEM

# CLARK EQUIPMENT COMPANY

## PUMP – LIFT – EJECTION AND STEERING SYSTEM

Item	Part No.	Description	Qty.
A	1584891	**PUMP ASSY (Inc 1 thru 33)	1
B	962270	REPAIR KIT (Inc 1, 3, 4, 5, 7, 9, 10, 11, 12, 14, 19, 20, 21, 22, 23, 25, 27, 28, 30, 32 & 33)	1
1	946632	SEAL, Double Lip – See "B"	1
2	1566791	COVER, Shaft End	1
3	-----	SRING, Seal – See "B"	1
4	-----	SBEARING, Roller – See "B"	2
5	-----	SPLATE, Thrust – See "B"	1
6	5209581	*SHAFT & GEAR SET, Matched	1
7	-----	SSEAL, Gasket – See "B"	1
8	1566794	HOUSING, Gear	1
9	-----	SSEAL, Gasket – See "B"	1
10	-----	SPLATE, Thrust – See "B"	1
11	-----	SBEARING, Roller – See "B"	2
12	-----	SRING, Seal – See "B"	1
13	1566795	CARRIER, Bearing	1
13A	5293771	PLUG	1
14	-----	SRING, Seal – See "B"	1
15	61D-10	NUT	4
16	948267	STUD	4
17	946401	WASHER	4
18	946635	COVER, Port End	1
19	-----	SRING, Seal – See "B"	1
20	-----	SBEARING, Roller – See "B"	2
21	-----	SSEAL, Pocket – See "B"	1
22	-----	SPLATE, Thrust – See "B"	1
23	-----	SSEAL, Gasket – See "B"	1
24	962269	HOUSING, Gear	1
25	-----	SSEAL, Gasket – See "B"	1
26	5290910	*GEAR SET, Matched	1
27	-----	SSEAL, Pocket – See "B"	1
28	-----	SBEARING, Roller – See "B"	2
29	1566796	SHAFT, Connecting	1
30	-----	SPLATE, Thrust – See "B"	1
31	1566881	PLUG	1
32	-----	SSEAL, Pocket – See "B"	1
33	-----	SSEAL, Pocket – See "B"	1

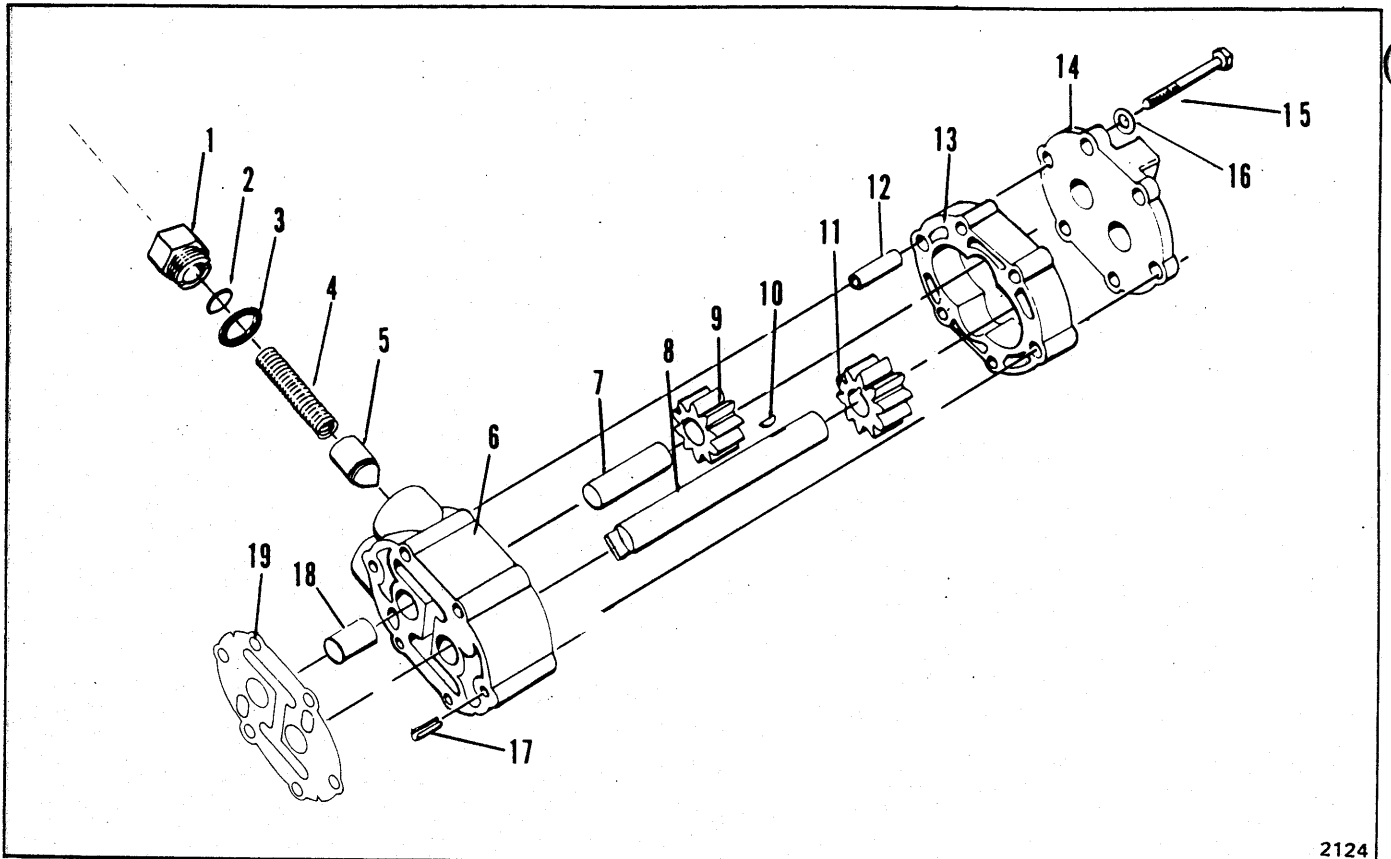
\*NOTE: Sold in Sets Only

\*\*NOTE: Front half of Pump is steering; Rear half is lift & eject.

§ Not Sold Separately

**WHEN ORDERING PARTS, ALWAYS STATE MODEL AND SERIAL NO. OF MACHINE**

# CLARK EQUIPMENT COMPANY



**PUMP – ELEVATOR CHARGING**

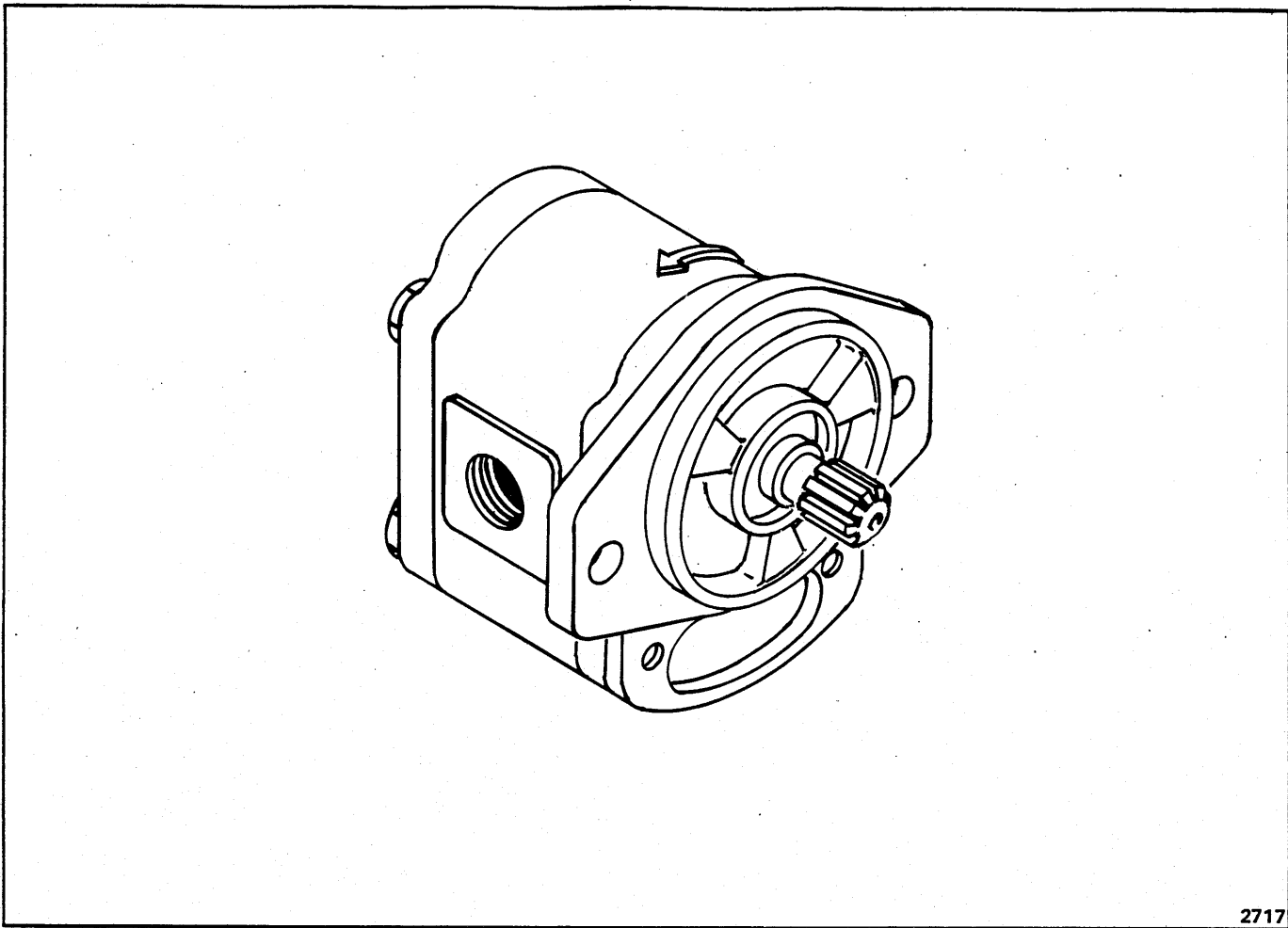
2124

Item	Part No.	Description	Qty.
A	963726	PUMP ASSY (Inc 1 thru 19) . . . . .	1
1	4149486	PLUG . . . . .	1
2	6598058	‡SHIM . . . . .	—
3	91F-7	O-RING. . . . .	1
4	6518657	SPRING . . . . .	1
5	6518656	VALVE, Relief. . . . .	1
6	—	§BODY ASSY – See "A". . . . .	1
7	—	§PIN – See "A". . . . .	1
8	—	§SHAFT, Drive – See "A". . . . .	1
9	—	§GEAR – See "A". . . . .	1
10	—	§KEY – See "A". . . . .	1
11	—	§GEAR – See "A". . . . .	1
12	—	§PIN – See "A". . . . .	1
13	—	§SPACER – See "A". . . . .	1
14	—	§END CAP – See "A". . . . .	1
15	9007201	BOLT . . . . .	2
16	6518479	WASHER. . . . .	2
17	6514514	PIN. . . . .	1
18	961445	SPACER . . . . .	1
19	6518481	GASKET. . . . .	1

‡ As Required

§ Not Sold Separately

**WHEN ORDERING PARTS, ALWAYS STATE MODEL AND SERIAL NO. OF MACHINE**




2717

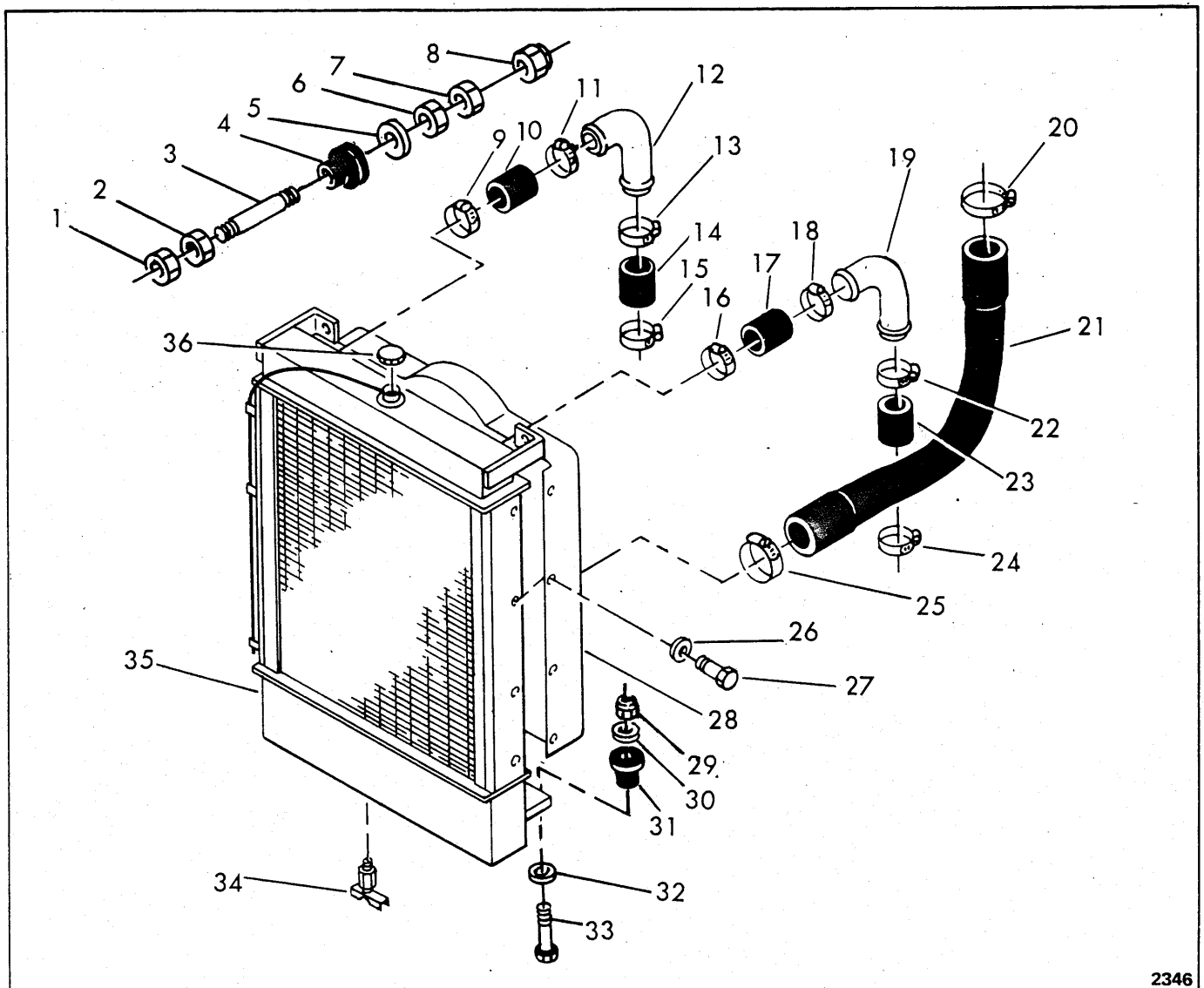
PUMP – SUSPENSION CHARGING

Item	Part No.	Description	Qty.
A	1586519	PUMP ASSEMBLY .....	1
B	963430	SERVICE KIT .....	1

WHEN ORDERING PARTS, ALWAYS STATE MODEL AND SERIAL NO. OF MACHINE



# CLARK EQUIPMENT COMPANY




2346

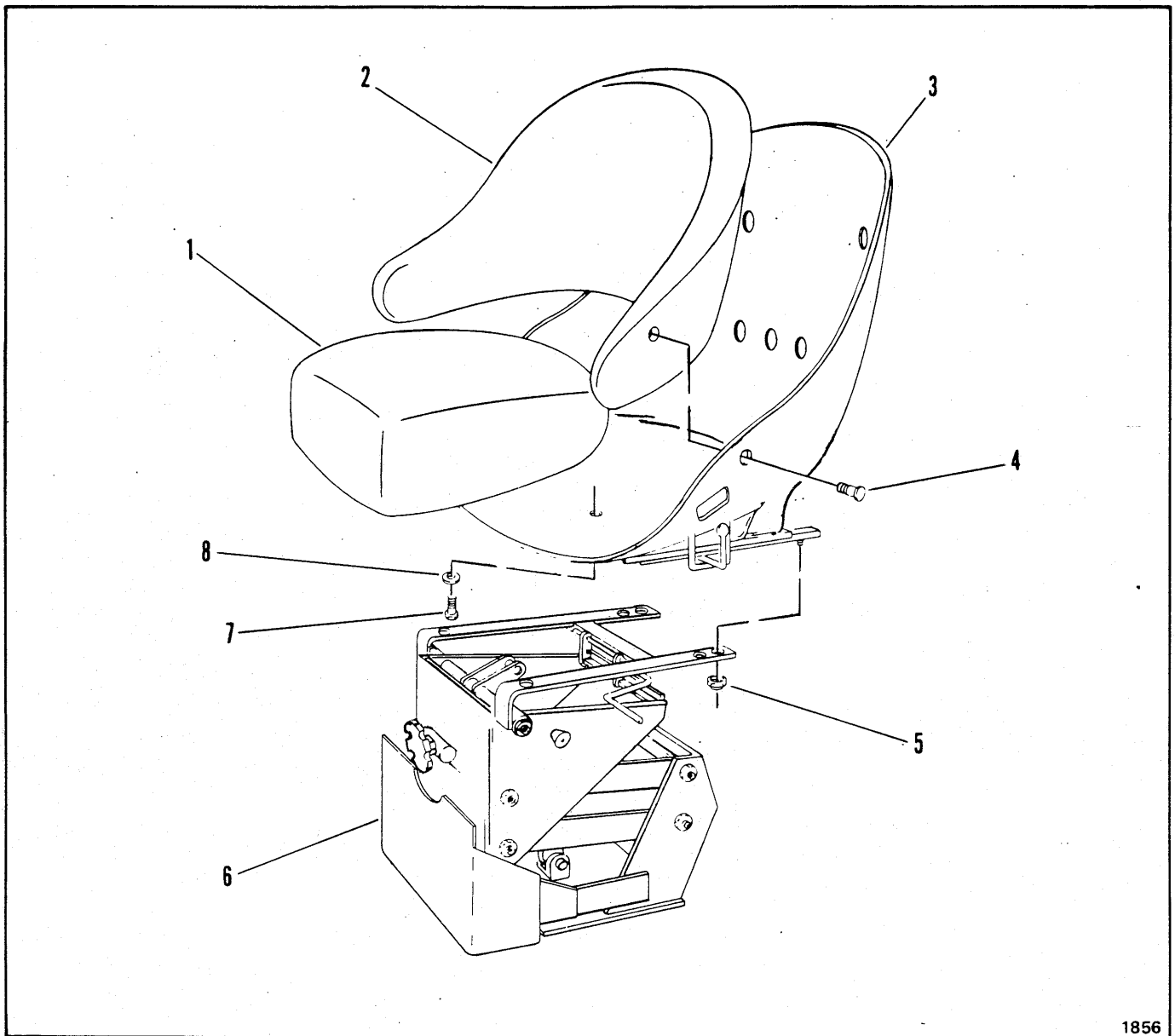
## RADIATOR, OIL COOLER AND CONNECTIONS

Item	Part No.	Description	Qty.	Item	Part No.	Description	Qty.
1	7D-08	NUT, Jam	2	19	1530208	TUBE	1
2	7D-08	NUT, Jam	2	20	43H-1319	CLAMP	1
3	1576814	ROD	2	21	1572278	HOSE	1
4	584501	PAD	2	22	43H-1262	CLAMP	1
5	584502	WASHER	2	23	1M-18054	HOSE	1
6	7D-08	NUT, Jam	2	24	43H-1262	CLAMP	1
7	7D-08	NUT, Jam	2	25	43H-1319	CLAMP	1
8	59D-08	NUT	2	26	25E-13	LKWSHR	8
9	43H-1262	CLAMP	1	27	1C-408	BOLT	8
10	1M-18040	HOSE	1	28	1580454	SHROUD	1
11	43H-1262	CLAMP	1	29	59D-10	NUT	2
12	1530208	TUBE	1	30	25E-25	WASHER	2
13	43H-1262	CLAMP	1	31	1527276	PAD	2
14	1M-18054	HOSE	1	32	569070	WASHER	2
15	43H-1262	CLAMP	1	33	17C-1056	BOLT	2
16	43H-1262	CLAMP	1	34	72F-02	DRAINCOCK	1
17	1M-18040	HOSE	1	35	1575903	RADIATOR (Inc Oil Cooler)	1
18	43H-1262	CLAMP	1	36	863364	CAP, Radiator	1

WHEN ORDERING PARTS, ALWAYS STATE MODEL AND SERIAL NO. OF MACHINE





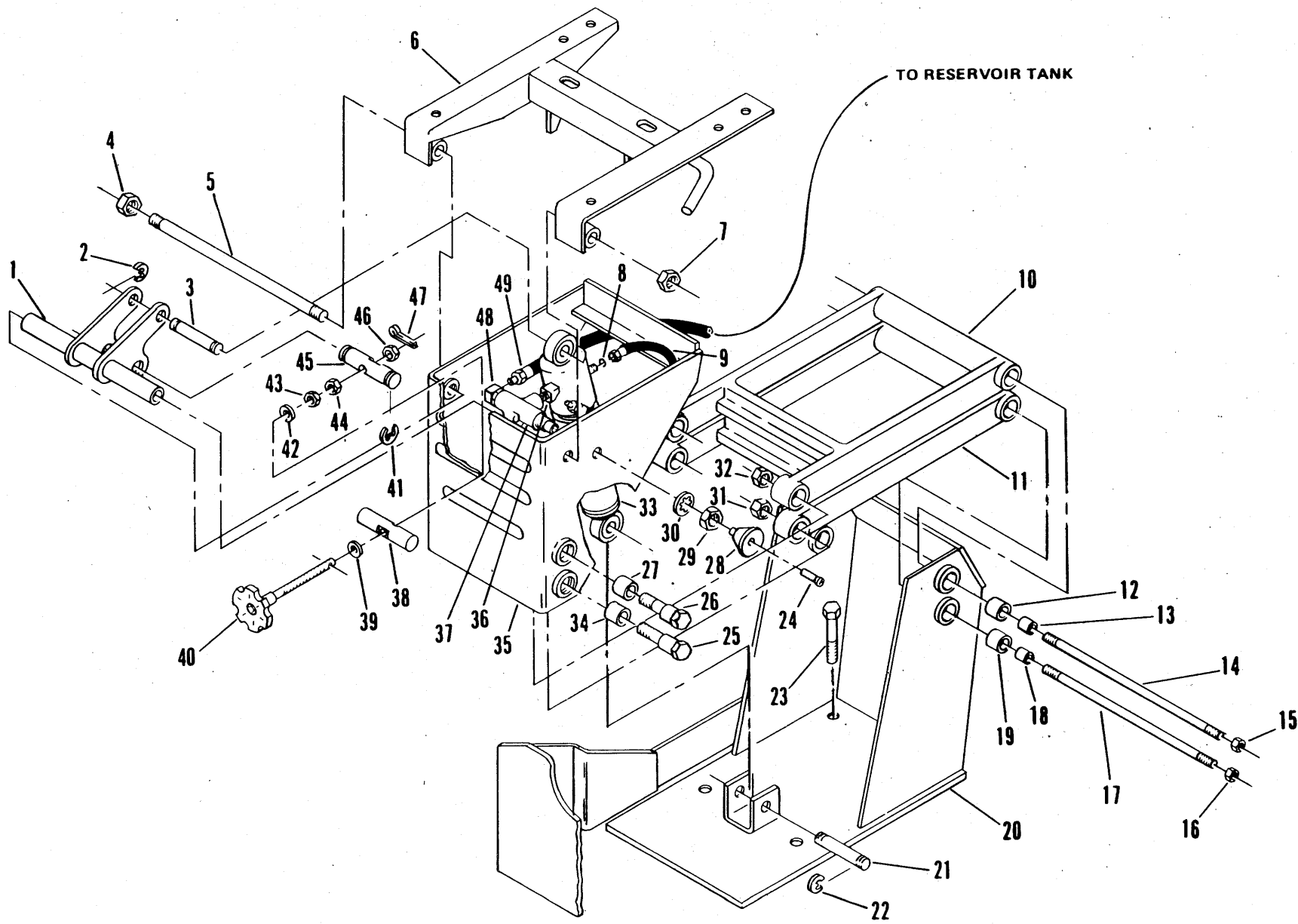


1856

SEAT ASSEMBLY

Item	Part No.	Description	Qty.
1	1584855	CUSHION .....	1
2	944981	BACKREST .....	1
3	944982	SHELL .....	1
4	1574048	BOLT .....	7
5	59D-05	NUT .....	4
6	---	SUSPENSION, Seat - See Index .....	1
7	17C-610	BOLT .....	4
8	1E-06	LKWSHR. ....	4

WHEN ORDERING PARTS, ALWAYS STATE MODEL AND SERIAL NO. OF MACHINE



SUSPENSION, AIR - SEAT

# CLARK EQUIPMENT COMPANY

## SUSPENSION, AIR – SEAT

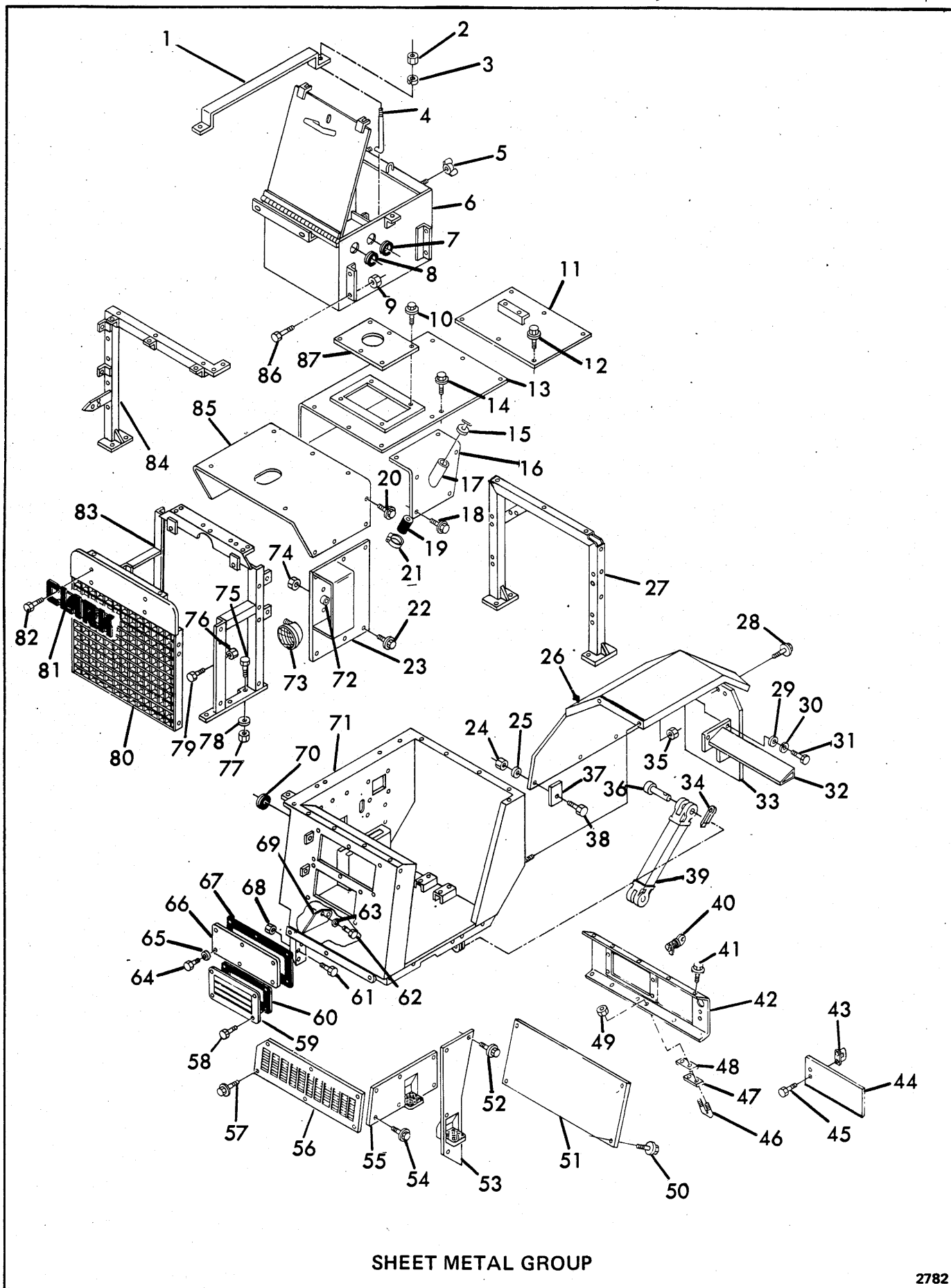
Item	Part No.	Description	Qty.
A	1549444	SUSPENSION, Seat .....	1
B	962318	AIR CONTROL KIT (Inc. 8, 9, 24, 28, 29, 30, 36, 37, 48) .....	1
C	1550573	*ARM KIT (Inc. 12, 13, 14, 15, 15A) .....	2
D	960136	HANDLE ADJUSTMENT KIT (Inc. 38, 39, 40, 41, 42, 43, 44, 46, 47) .....	1
E	960138	KNOB CONTROL KIT (Inc. 24, 28) .....	1
1	1550569	ARM, Pivot .....	1
2	799119	RING, Retainer .....	2
3	1550095	SHAFT .....	1
4	43D-08	NUT .....	1
5	1566872	SHAFT .....	1
6	1550571	TILT ASSY .....	1
7	43D-08	NUT .....	1
8	947166	GASKET – See "B" .....	1
9	947084	HOSE – See "B" .....	1
10	-----	*ARM – See "C" .....	1
11	-----	*ARM – See "C" .....	1
12	945798	BEARING .....	2
13	1550584	SPACER – See "C" .....	2
14	1550585	SHAFT – See "C" .....	1
15	43D-08	NUT – See "C" .....	2
15A	25E-08	†LKWSHR – See "C" .....	2
16	43D-08	NUT .....	2
16A	23E-08	†LKWSHR .....	2
17	1550585	SHAFT .....	1
18	1550584	SPACER.....	2
19	945798	BEARING .....	2
20	960134	BASE ASSY .....	1
21	1550095	SHAFT .....	1
22	799119	RING, Retainer .....	2
23	17C-820	BOLT.....	4
23A	-----	OMIT .....	4
23B	59D-08	NUT .....	4
24	41G-610	SCREW, Machine – See "E" .....	1
25	945804	BOLT, Shoulder .....	2
26	945804	BOLT, Shoulder .....	2
27	945798	BEARING .....	2
28	-----	SKNOB – See "B" & "E" .....	1
29	8D-10	NUT, Panel – See "B" .....	1
30	9E-10	LKWSHR – See "B" .....	1
31	43D-08	NUT .....	2
32	43D-08	NUT .....	2
33	1550570	AIR SHOCK ABSORBER .....	1
34	945798	BEARING .....	2
35	1550567	UPPER SUPPORT ASSY .....	1
36	730618	ELBOW – See "B" .....	1
37	-----	§ VALVE – See "B" .....	1
38	1550094	SHAFT – See "D" .....	1
39	25E-21	WASHER – See "D" .....	1
40	-----	§ HANDLE & SHAFT – See "D" .....	1
41	799759	RING, Retainer .....	2
42	25E-21	WASHER – See "D" .....	1
43	7D-08	NUT – See "D" .....	1
44	7D-08	NUT – See "D" .....	1
45	1550092	SHAFT .....	1
46	3D-08	NUT – See "D" .....	1
47	1F-312	COTTER – See "D" .....	1
48	31F-1	FITTING – See "B" .....	1
49	1567157	HOSE .....	1

\*NOTE: Quantity listed in Kit 1550573 is for one (1) Arm only.

†Not Illustrated

§Not Sold Separately

**WHEN ORDERING PARTS, ALWAYS STATE MODEL AND SERIAL NO. OF MACHINE**



SHEET METAL GROUP

2782

# CLARK EQUIPMENT COMPANY


## SHEET METAL GROUP

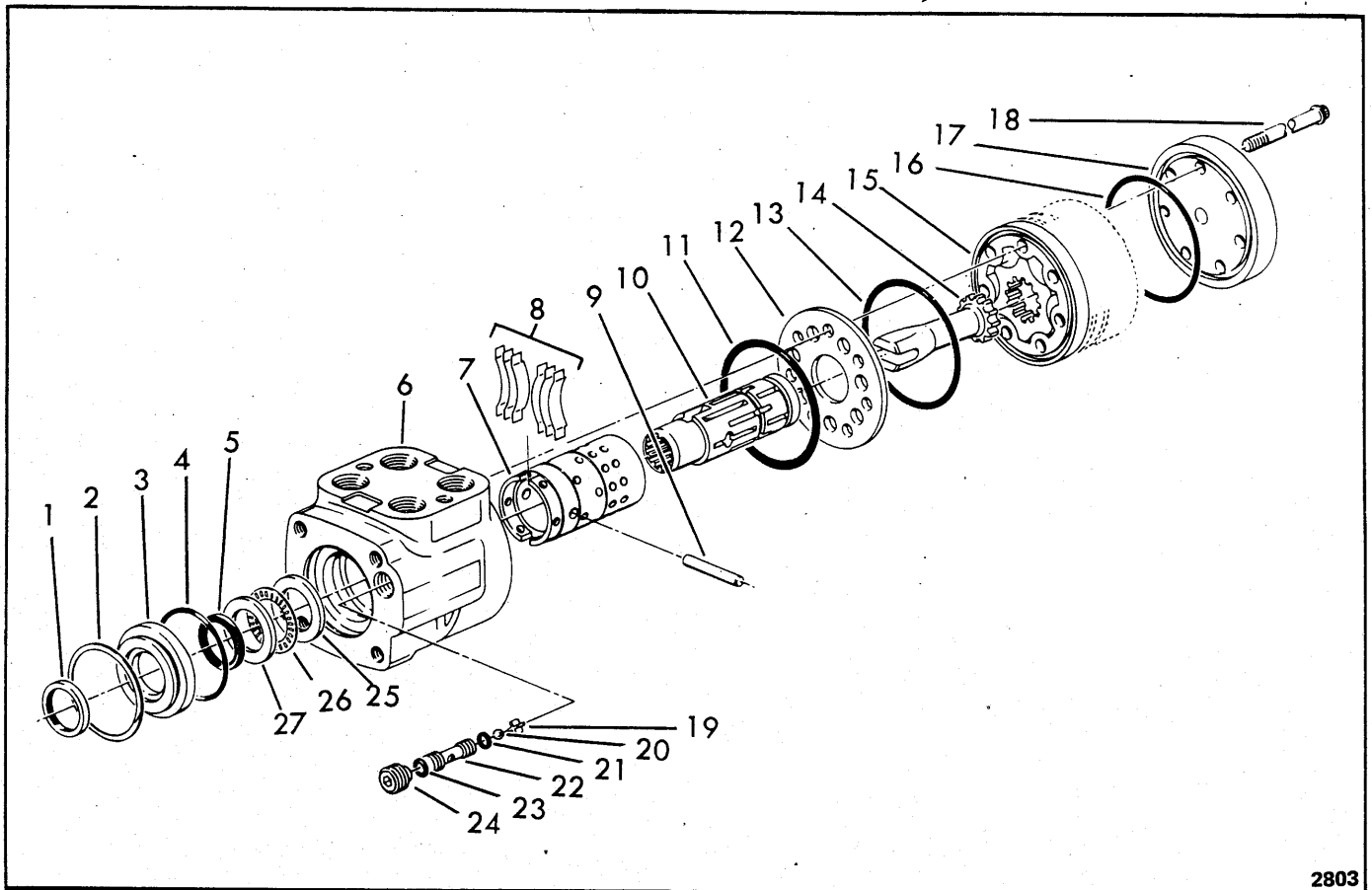
Item	Part No.	Description	Qty.	Item	Part No.	Description	Qty.
1	1558821	CLAMP, Battery	2	44	1574860	COVER	1
2	59D-06	NUT	4	45	18G-808	SCREW	2
3	4E-06	LKWSHR.	4	46	1575132	U-BOLT (Inc 49)	1
4	1555455	"J" BOLT	4	47	1580958	#SPACER	-
5	16D-06	WING NUT	2	48	1580883	#SPACER	-
6	1573248	BOX, Battery	1	49	51D-06	NUT	2
7	1551008	GROMMET	1	50	84G-3716	SCREW	4
8	1551008	GROMMET	1	51	1564152	PANEL, Rear Access	1
9	59D-08	NUT	4	52	84G-3716	SCREW	4
10	17C-608	BOLT	6	53	1575267	STEP	1
11	1576115	HOOD, Rear	1	54	84G-3716	SCREW	6
12	84G-3716	SCREW	6	55	1574730	STEP	1
13	1584939	PANEL	1	56	1574686	PANEL, Louvered	1
14	84G-3716	SCREW	8	57	84G-3716	SCREW	6
15	----	CAP, Oil (G.M. No. 5117682)	1	58	17C-616	BOLT	4
16	1584923	PANEL	1	59	1581639	SHUTTER	1
17	1575447	TUBE, Oil Filler	1	60	1581632	GASKET	1
18	84G-3716	SCREW	5	61	17C-820	BOLT	4
19	1585728	HOSE	1	62	17C-610	BOLT	4
20	84G-3716	SCREW	12	63	4E-06	LKWSHR.	4
21	42H-40	CLAMP	2	64	17C-616	BOLT	6
22	84G-3716	SCREW	6	65	4E-06	LKWSHR.	6
23	1584943	PANEL, L.H.	1	66	1578806	PLATE	1
23A	1584942	† PANEL, R.H.	1	67	1578808	GASKET	1
24	59D-06	NUT	2	68	59D-08	NUT	4
25	25E-17	WASHER	2	69	1586457	PLATE	2
26	1578289	FENDER, Tractor, L.H.	1	70	652402	GROMMET	1
26A	1578288	† FENDER, Tractor, R.H.	1	71	1586170	COCKPIT	1
27	1573268	SUPPORT, Rear	1	72	626718	SPACER	2
28	17C-624	BOLT	8	73	548088	HEADLIGHT ASSY (Inc 73A & 73B)	4
29	25E-22	WASHER	8	73A	944872	† RETAINER	4
30	4E-08	LKWSHR.	8	73B	551244	† HEADLAMP	4
31	17C-820	BOLT	8	74	60D-08	NUT	4
32	1577952	SUPPORT, Tractor, L.H.	1	75	17C-628	BOLT	8
32A	1577951	† SUPPORT, Tractor, R.H.	1	76	59D-06	NUT	4
33	1579268	GUARD, Mud	2	77	59D-06	NUT	6
34	1F-640	COTTER	2	78	25E-18	WASHER	6
35	59D-06	NUT	2	79	17C-616	BOLT	4
36	1564317	PIN	2	80	1567402	GRILLE	1
37	1584965	PLATE	2	81	2511546	NAMEPLATE (Clark)	1
38	17C-616	BOLT	2	82	8G-420	SCREW	4
39	1578891	SUPPORT	1	83	1584920	SUPPORT	1
40	1564674	LOCK (Key Included)	1	84	1573264	SUPPORT, Center	1
41	84G-3716	SCREW	9	85	1577363	COWLING	1
42	1574861	DASHBOARD	1	86	17C-848	BOLT	4
43	1574859	HANDLE	1	87	1576117	PANEL	1

† Not Illustrated

# As Required

**WHEN ORDERING PARTS, ALWAYS STATE MODEL AND SERIAL NO. OF MACHINE**





2803

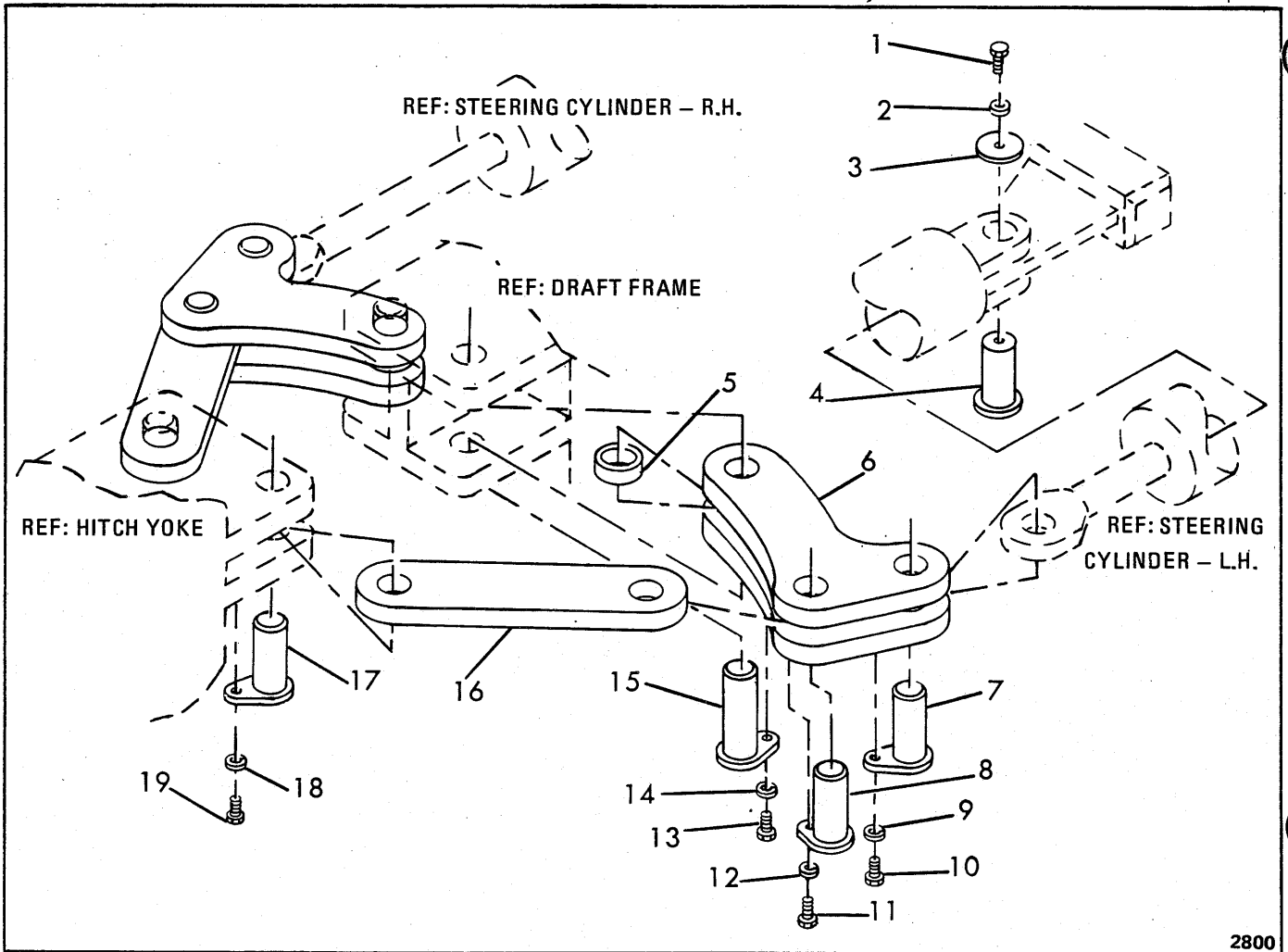
- STEERING PUMP

Item	Part No.	Description	Qty.
A	2529357	PUMP, Steering (Inc 1 thru 27)	1
B	905074	SEAL KIT (Inc 1, 4, 5, 11, 13, 16, 21 & 23)	1
1	---	SSEAL	1
2	5299628	BUSHING	1
3	996374	BUSHING	1
4	---	SSEAL	1
5	---	SSEAL	1
6	---	SHOUSING	1
7	---	SSLEEVE	1
8	896497	SPRING	6
9	896544	PIN	1
10	---	SSPOOL	1
11	---	SSEAL	1
12	5295072	PLATE, Spacer	1
13	---	SSEAL	1
14	1567085	DRIVE	1
15	963831	GEROTOR	1
16	---	SSEAL	1
17	5295070	CAP, End	1
18	94G-522	CAPSCREW	7
19	5295074	RETAINER, Check Ball	1
20	5295075	BALL, Check	1
21	---	SSEAL	1
22	5295076	SEAT, Check Ball	1
23	---	SSEAL	1
24	906138	SCREW, Set	1
25	906137	RACE, Bearing	1
26	3292657	BEARING	1
27	906137	RACE	1

§ Not Sold Separately

WHEN ORDERING PARTS, ALWAYS STATE MODEL AND SERIAL NO. OF MACHINE

# CLARK EQUIPMENT COMPANY




2800

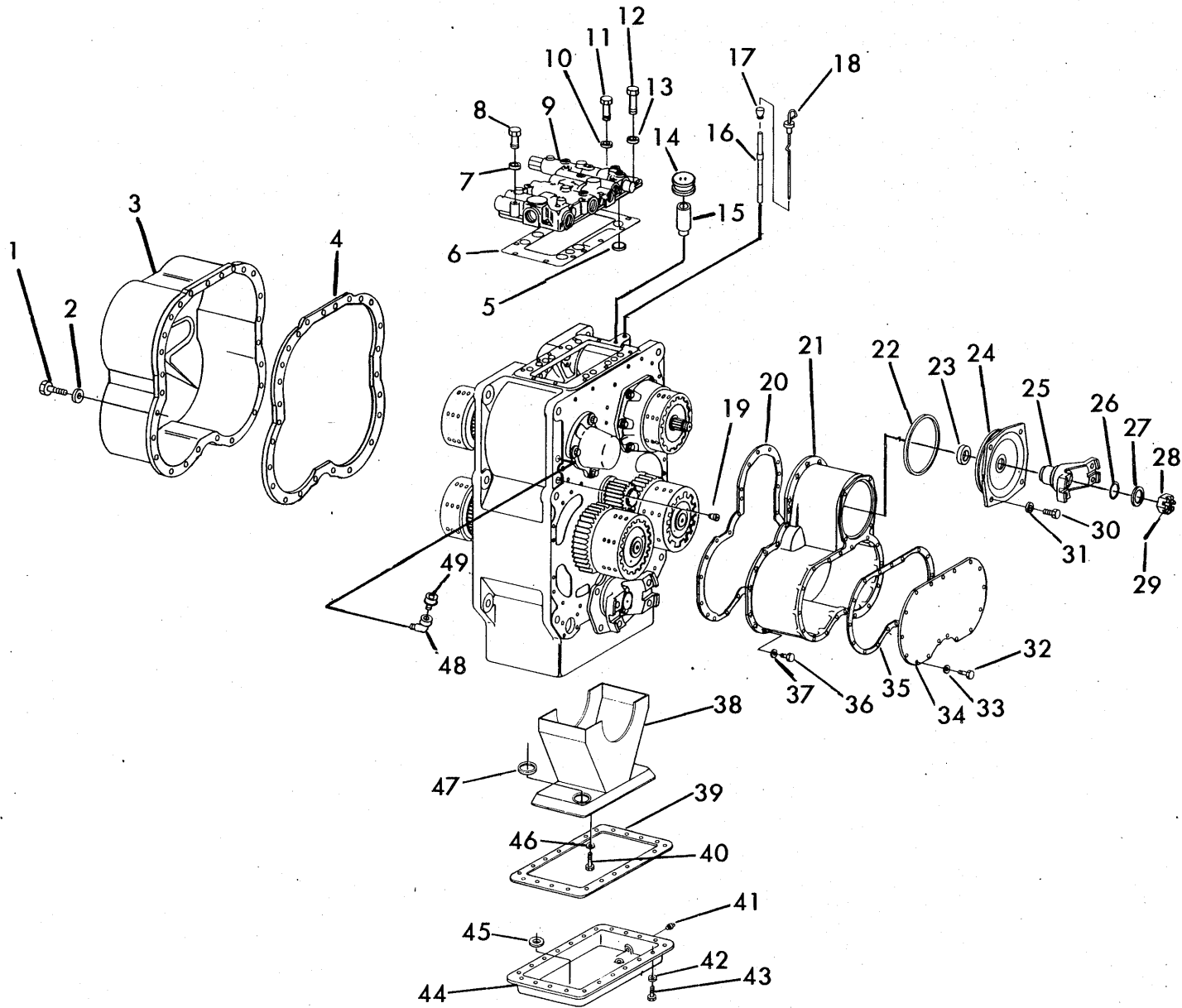
## STEERING LINKAGE

Item	Part No.	Description	Qty.
1	17C-816	BOLT .....	2
2	4E-08	LKWSHR. ....	2
3	25E-28	WASHER. ....	2
4	1586123	PIN. ....	2
5	1586423	SPACER .....	2
6	1586156	LINK, Steering .....	2
7	1586125	PIN. ....	2
8	1586125	PIN. ....	2
9	4E-10	LKWSHR. ....	2
10	17C-1016	BOLT .....	2
11	17C-1016	BOLT .....	2
12	4E-10	LKWSHR. ....	2
13	17C-1016	BOLT .....	2
14	4E-10	LKWSHR. ....	2
15	1586126	PIN. ....	2
16	1586343	LINK, Steering .....	2
17	1586124	PIN. ....	2
18	4E-10	LKWSHR. ....	2
19	17C-1016	BOLT .....	2

**WHEN ORDERING PARTS, ALWAYS STATE MODEL AND SERIAL NO. OF MACHINE**







TRANSMISSION ASSEMBLY AND CLUTCH COVER GROUP

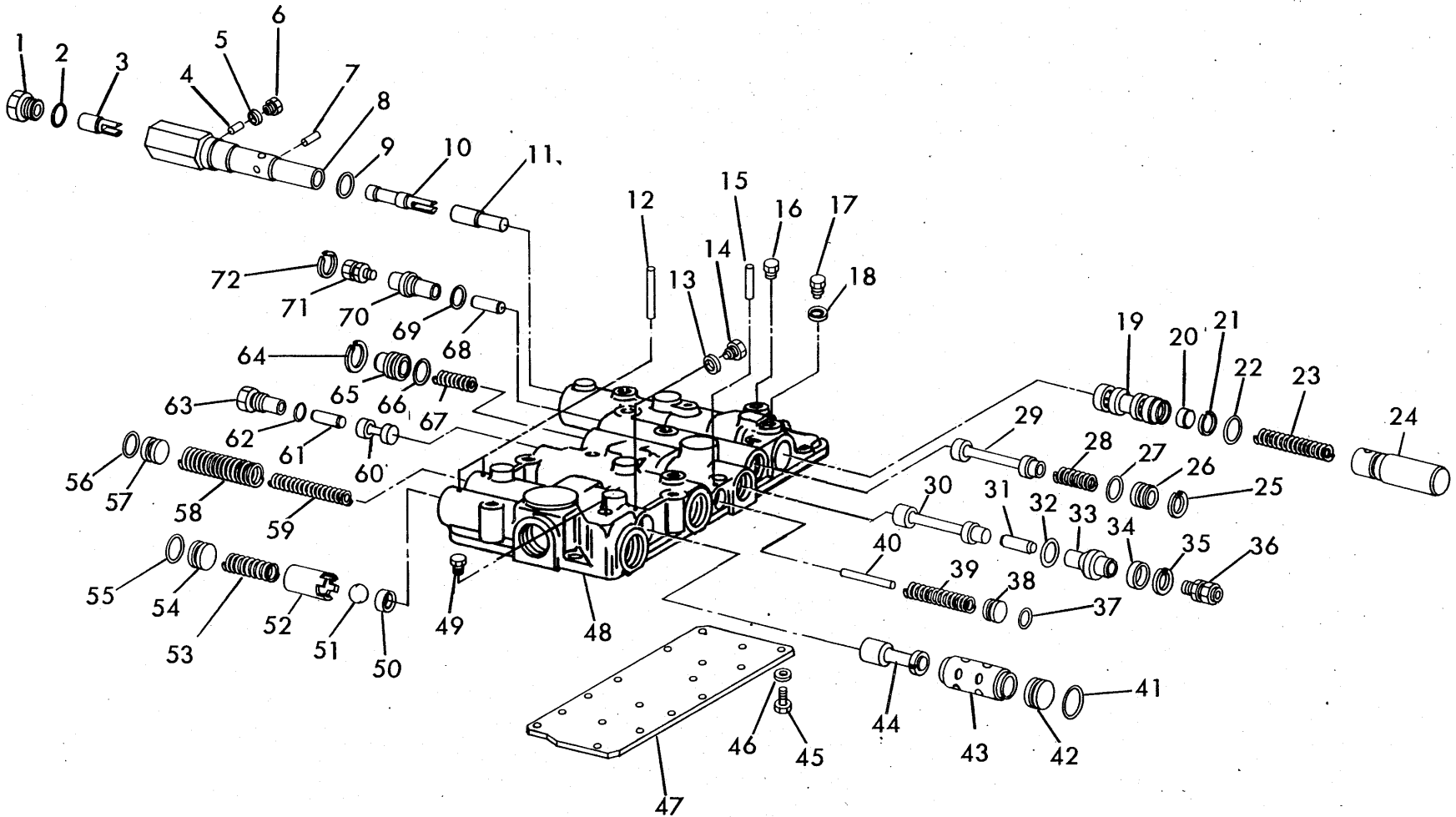
# CLARK EQUIPMENT COMPANY

## TRANSMISSION ASSEMBLY & CLUTCH COVER GROUP

Item	Part No.	Description	Qty.
A	285604	*TRANSMISSION ASSY (5828-100) . . . . .	1
		*Transmission Assembly includes Items 1 thru 49 and all items listed on pages thru . . . . .	
1	21C-612	BOLT . . . . .	26
2	237328	WASHER. . . . .	26
3	217619	COVER, Forward & Reverse, 3rd & 4th Clutch. . . . .	1
4	237158	GASKET . . . . .	1
5	25K-40026	O-RING. . . . .	8
6	217653	GASKET. . . . .	1
7	4E-06	LKWSHR. . . . .	4
8	5C-616	BOLT . . . . .	4
9	---	CONTROL VALVE ASSY - See Index. . . . .	-
10	4E-06	LKWSHR. . . . .	6
11	1C-640	BOLT . . . . .	6
12	1C-624	BOLT . . . . .	2
13	4E-06	LKWSHR. . . . .	2
14	22F-6	CAP . . . . .	1
15	5K-824	NIPPLE. . . . .	1
16	230606	TUBE, Dipstick. . . . .	1
16A	230610	† HOUSING, Dipstick (Inc 17). . . . .	1
17	92F-7	FITTING, Dipstick Tube . . . . .	1
18	230613	DIPSTICK . . . . .	1
19	11F-12	PLUG, Drain . . . . .	1
20	217519	GASKET. . . . .	1
21	217518	COVER, 1st & 2nd Clutch . . . . .	1
22	25K-40816	O-RING. . . . .	1
23	225851	SEAL . . . . .	1
24	217499	PLATE . . . . .	1
25	222233	FLANGE, Input . . . . .	1
26	25K-60116	O-RING. . . . .	1
27	222179	WASHER. . . . .	1
28	205928	NUT . . . . .	1
29	1F-636	COTTER. . . . .	1
30	5C-616	BOLT . . . . .	4
31	4E-06	LKWSHR. . . . .	4
32	5C-616	BOLT . . . . .	17
33	4E-06	LKWSHR. . . . .	17
34	217536	PLATE, Clutch Cover. . . . .	1
35	217537	GASKET. . . . .	1
36	5C-616	BOLT . . . . .	23
37	4E-06	LKWSHR. . . . .	23
38	218358	FRAME & SCREEN ASSY, Oil Sump . . . . .	1
39	237154	GASKET . . . . .	1
40	1C-636	BOLT . . . . .	3
41	11F-12	PLUG . . . . .	1
42	237328	WASHER. . . . .	18
43	21C-612	BOLT . . . . .	18
44	217562	SUMP ASSY, Oil. . . . .	1
45	525293	MAGNET, Sump. . . . .	2
46	4E-06	LKWSHR. . . . .	3
47	218376	GASKET. . . . .	1
48	26F-3	ELBOW. . . . .	1
49	211433	BREATHER. . . . .	1

† Not Illustrated

**WHEN ORDERING PARTS, ALWAYS STATE MODEL AND SERIAL NO. OF MACHINE**



TRANSMISSION - CONTROL VALVE AND COVER ASSEMBLY

# CLARK EQUIPMENT COMPANY

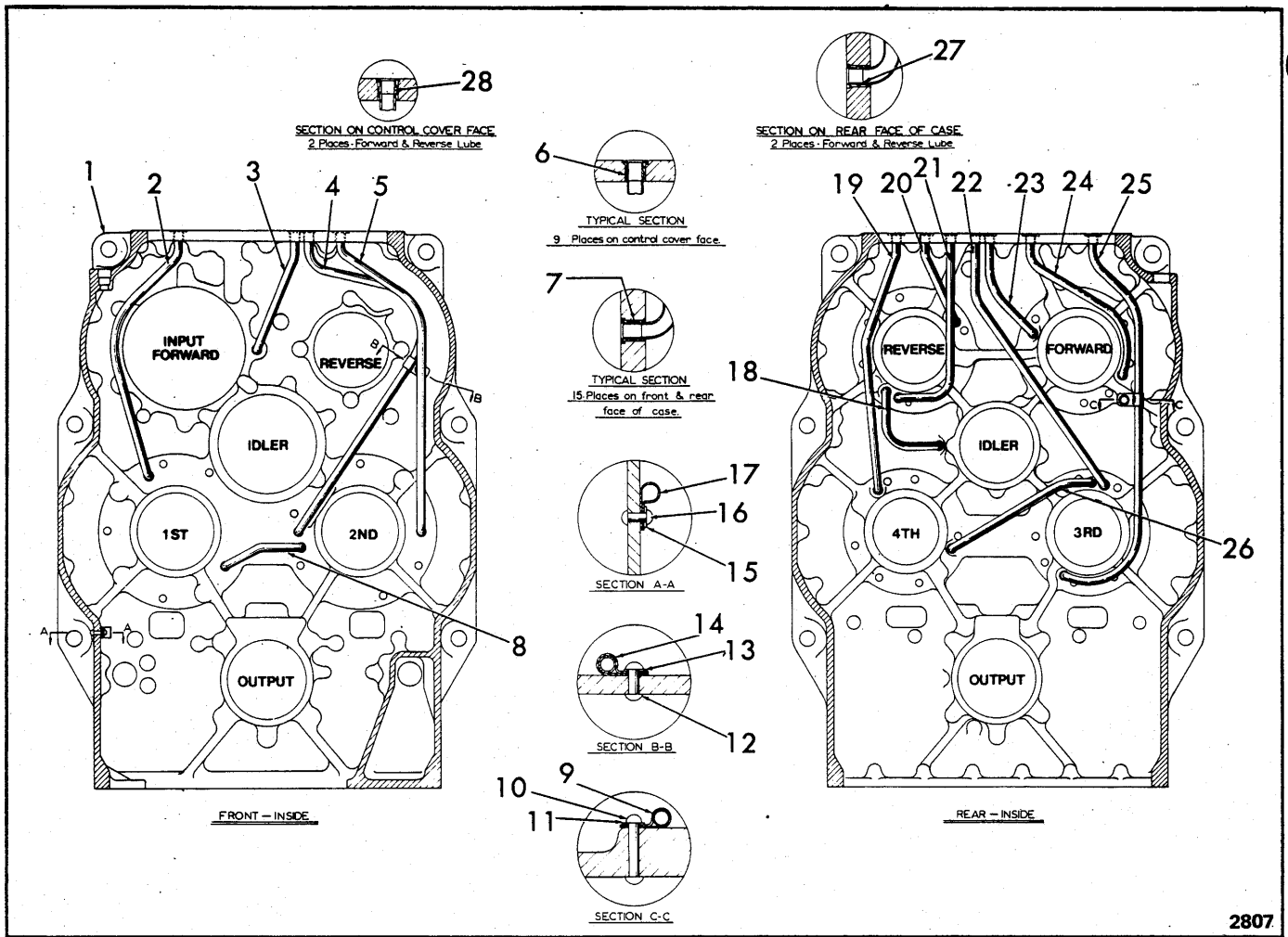
## TRANSMISSION – CONTROL VALVE AND COVER ASSEMBLY

Item	Part No.	Description	Qty.	Item	Part No.	Description	Qty.
A	230100	COVER ASSY (Inc 1 thru 72) . . . . .	1	37	25K-30018	O-RING, Shut-Off Valve Stop . . . . .	1
1	227418	PLUG, Shift Cyl. Housing . . . . .	1	38	220983	STOP, Shut-Off Valve . . . . .	1
2	91F-07	O-RING, Plug . . . . .	1	39	231134	SPRING, Shut-Off Valve . . . . .	1
3	228096	VALVE, 3rd Speed . . . . .	1	40	230520	PIN, Shut-Off Valve Stop . . . . .	1
4	106358	PIN, 3rd Speed Valve Stop . . . . .	1	41	58K-210	O-RING, Valve Spool . . . . .	1
5	743314	WASHER, Stop Pin Retaining . . . . .	1	42	222041	STOP, Reg. Valve Spool . . . . .	1
6	227423	PLUG, Stop Pin Retaining . . . . .	1	43	---	SSLEEVE, Reg. Valve Spool . . . . .	-
7	106358	PIN, 2nd Speed Valve Stop . . . . .	1	44	232731	SPOOL KIT, Regulator Valve (Inc 43) . . . . .	1
8	228094	HOUSING, Shift Cylinder . . . . .	1	45	17C-512	BOLT, Plate to Cover . . . . .	17
9	25K-30030	O-RING, Housing . . . . .	1	46	5E-05	LKWSHR, Plate to Cover . . . . .	17
10	228095	VALVE, 2nd Speed . . . . .	1	47	217632	PLATE, Control Cover . . . . .	1
11	227550	VALVE, 1st Speed . . . . .	1	48	230101	HOUSING, Control Cover . . . . .	1
12	815971	PIN, Valve Spool Stop Roll . . . . .	3	49	40K-04	PLUG, Pipe . . . . .	2
13	731964	WASHER, Plug Sealing . . . . .	1	50	217650	SEAT, Safety Valve . . . . .	1
14	227422	PLUG, Shift Cyl. Housing Lock . . . . .	1	51	10J-24	BALL, Safety Valve . . . . .	1
15	654724	PIN, Shut-Off Valve Stop Roll . . . . .	1	52	217652	SPACER, Safety Valve Seat Retainer	1
16	40K-02	PLUG, Pipe . . . . .	1	53	217651	SPRING, Safety Valve . . . . .	1
17	227422	PLUG, Shift Cyl. Housing Lock . . . . .	1	54	222041	STOP, Safety Valve . . . . .	1
18	731964	WASHER, Plug Sealing . . . . .	1	55	58K-210	O-RING, Safety Valve Stop . . . . .	1
19	227555	VALVE, Selector . . . . .	1	56	58K-210	O-RING, Valve Spool Stop . . . . .	1
20	227556	PLUG, Selector . . . . .	1	57	222041	STOP, Reg. Valve Spool . . . . .	1
21	659041	RING, Selector Valve Retaining . . . . .	1	58	217649	SPRING, Outer Reg. Valve . . . . .	1
22	25K-30030	O-RING, Housing Plug . . . . .	1	59	217648	SPRING, Inner Reg. Valve . . . . .	1
23	227558	SPRING, Selector Valve . . . . .	1	60	230105	SPOOL, Shut-Off Valve . . . . .	1
24	227557	PLUG, Housing End Cover . . . . .	1	61	227562	PISTON, Shut-Off Valve . . . . .	1
25	664140	RING, Piston Stop Retaining . . . . .	1	62	91F-07	O-RING, Plug . . . . .	1
26	227560	STOP, Piston . . . . .	1	63	230104	GUIDE, Valve Spool . . . . .	1
27	25K-30030	O-RING, Piston Stop . . . . .	1	64	666587	RING, Spring Cap Snap . . . . .	1
28	227564	SPRING, Range Valve . . . . .	1	65	230103	CAP, Forward-Reverse . . . . .	1
29	227563	VALVE, High-Low . . . . .	1	66	25K-30030	O-RING, Housing . . . . .	1
30	230102	VALVE, Forward-Reverse . . . . .	1	67	227564	SPRING, Forward-Reverse . . . . .	1
31	227562	PISTON, Forward-Reverse . . . . .	1	68	227562	PISTON, High-Low . . . . .	1
32	25K-30030	O-RING, Piston Guide . . . . .	1	69	25K-30030	O-RING, Piston Guide . . . . .	1
33	227561	GUIDE, Piston . . . . .	1	70	227561	GUIDE, Piston . . . . .	1
34	230106	SPACER, Piston Guide . . . . .	1	71	36F-01	ADAPTER UNION . . . . .	1
35	664140	RING, Piston Guide Retaining . . . . .	1	72	664140	RING, Piston Guide Retaining . . . . .	1
36	31F-01	ADAPTER UNION . . . . .	1				

§ Not Sold Separately

**WHEN ORDERING PARTS, ALWAYS STATE MODEL AND SERIAL NO. OF MACHINE**

# CLARK EQUIPMENT COMPANY

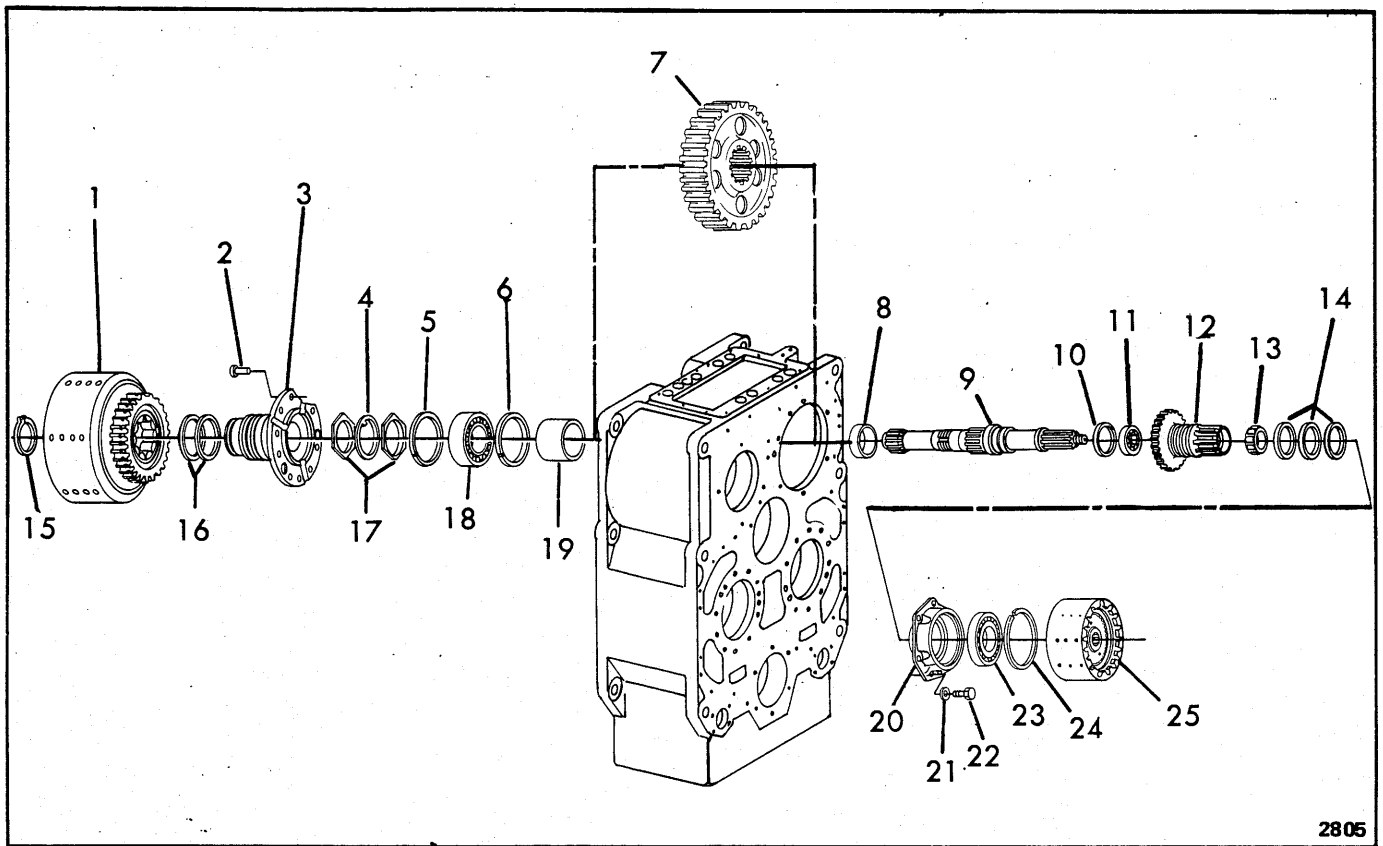


## TRANSMISSION CASE AND INTERNAL TUBING

Item	Part No.	Description	Qty.	Item	Part No.	Description	Qty.
1	239184	CASE ASSY, Trans (Inc 1 thru 28) . . .	1	15	25E-13	WASHER, Clip to Case . . . . .	1
2	217708	*TUBE, 1st Clutch Pressure . . . . .	1	16	1H-414	RIVET, Clip to Case . . . . .	1
3	217711	*TUBE, Splitter Clutch Lube . . . . .	1	17	6H-32	CLIP, Dipstick Tube . . . . .	1
4	217710	*TUBE, 2nd Clutch Lube . . . . .	1	18	217704	*TUBE, Reverse to Idler X-Over Lube. . . . .	1
5	217709	*TUBE, 2nd Clutch Pressure . . . . .	1	19	217706	*TUBE, 4th Clutch Pressure . . . . .	1
6	222067	SLEEVE, Tube . . . . .	9	20	217699	*TUBE, Reverse Clutch Pressure . . . . .	1
7	222067	SLEEVE, Tube . . . . .	15	21	238748	*TUBE, Reverse Clutch Lube . . . . .	1
8	217698	*TUBE, 2nd to 1st Crossover Lube. . . . .	1	22	239182	*TUBE, 3rd Clutch Lube . . . . .	1
9	6H-29	CLIP, Tube . . . . .	1	23	238747	*TUBE, Input Lube. . . . .	1
10	1H-534	RIVET, Clip to Case . . . . .	1	24	217700	*TUBE, Input Clutch Pressure. . . . .	1
11	25E-15	WASHER, Clip to Case . . . . .	1	25	217705	*TUBE, 3rd Clutch Pressure . . . . .	1
12	1H-518	RIVET, Clip to Case . . . . .	1	26	217702	*TUBE, 3rd to 4th Crossover Lube. . . . .	1
13	25E-15	WASHER, Clip to Case . . . . .	1	27	221871	*SLEEVE, Tube . . . . .	2
14	6H-29	CLIP, Tube . . . . .	1	28	221871	*SLEEVE, Tube . . . . .	2

\*NOTE: Use two (2) 222067 Sleeve (Item 6 or 7) when replacing any of the above tubes, one at each end of the tube. Use 943374 tube expander to expand tube into sleeve.

**WHEN ORDERING PARTS, ALWAYS STATE MODEL AND SERIAL NO. OF MACHINE**



2805

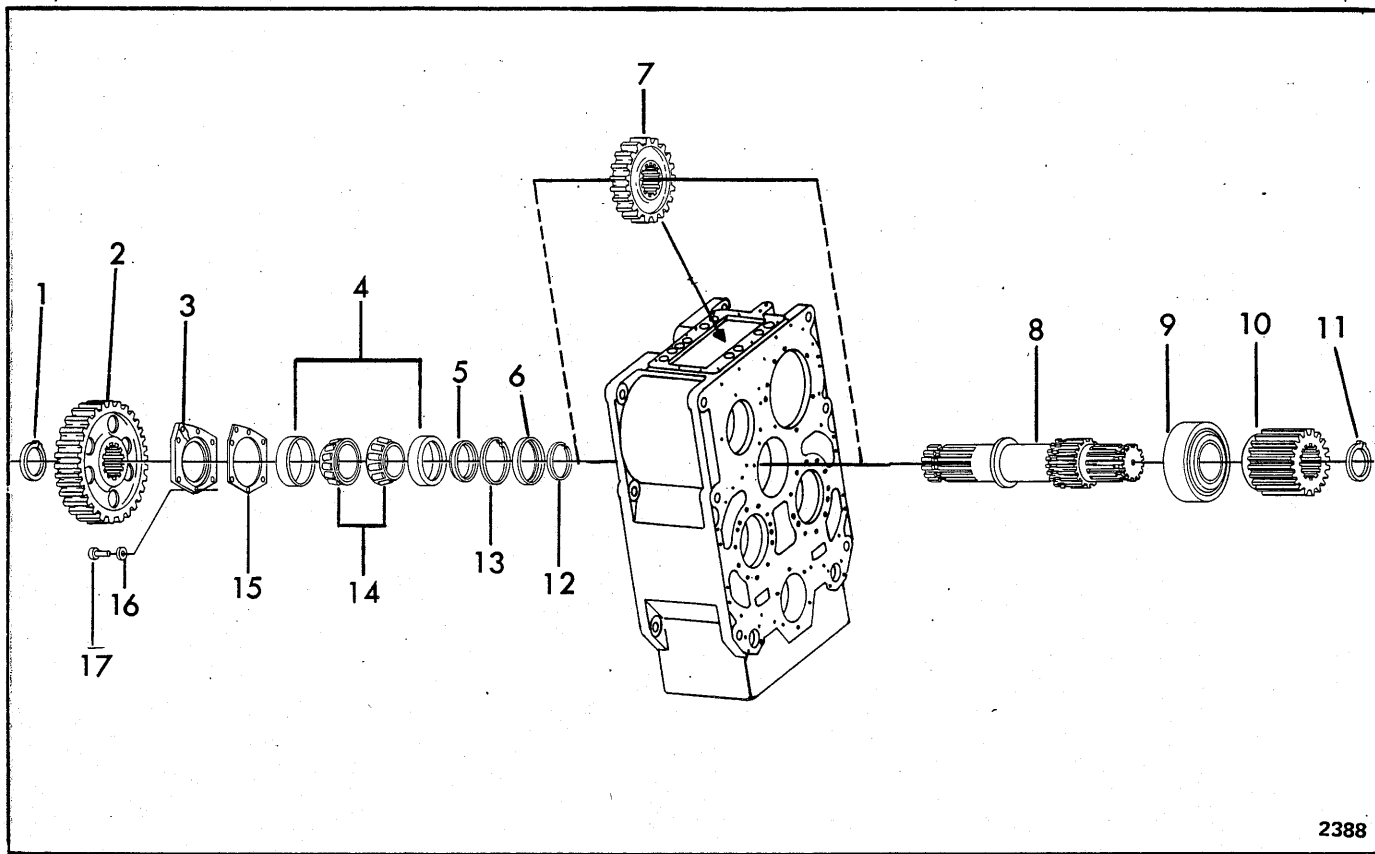
TRANSMISSION INPUT SHAFT GROUP

Item	Part No.	Description	Qty.
1	----	CLUTCH ASSY, Input—See Index	1
2	8C-820	BOLT, Clutch Support to Case	8
3	237169	SUPPORT, Input Clutch	1
4	217507	LOCK, Bearing Nut	1
5	223856	RING, Rear Bearing Snap	1
6	223856	RING, Rear Bearing Snap	1
7	229063	GEAR, Input Shaft (50T)	1
8	217500	SPACER, Input Shaft Gear	1
9	217544	SHAFT, Input	1
10	223901	RING, Rear Bearing Snap	1
11	223387	BEARING, Rear Clutch Support	1
12	233824	SLEEVE ASSY, Splitter Clutch Support	1
13	225846	BEARING, Front Clutch Support	1

Item	Part No.	Description	Qty.
14	233949	RING, Piston	3
14A	233406	PISTON RING EXPANDER	3
15	659764	RING, Disc Hub Snap	1
16	223740	RING, Clutch Support Piston	2
17	217506	NUT, Bearing Lock	2
18	225840	BEARING, Rear Drive Shaft	1
19	217508	SPACER, Input Shaft Gear	1
20	217386	CARRIER, Bearing	1
21	4E-08	LKWSHR, Bearing Carrier to Case	6
22	1C-820	BOLT, Bearing Carrier to Case	6
23	225841	BEARING, Splitter Clutch	1
24	217693	RING, Bearing Snap	1
25	----	CLUTCH ASSY, Splitter—See Index	—

WHEN ORDERING PARTS, ALWAYS STATE MODEL AND SERIAL NO. OF MACHINE

# CLARK EQUIPMENT COMPANY



2388

## TRANSMISSION IDLER SHAFT GROUP

Item	Part No.	Description	Qty.
1	711161	RING, Gear Retaining Snap .....	1
2	217398	GEAR, Idler to Low Forward (46T) .....	1
3	217629	CAP, Bearing.....	1
4	730503	CUP, Idler Shaft Tapered Bearing .....	2
5	217628	SPACER, Tapered Bearing .....	1
6	217598	BAFFLE, Bearing Oil .....	1
7	253323	GEAR, Idler to High Forward .....	1
8	235325	SHAFT, Idler .....	1
9	235322	BEARING, Idler Shaft .....	1
9A	10J-12	†BALL, Bearing Lock .....	1
10	235321	GEAR, Idler to 1st .....	1
11	507688	RING, Gear Retaining Snap .....	1
12	214337	RING, Gear Retaining Snap .....	1
13	223879	RING, Bearing Retaining Snap .....	1
14	710791	CONE, Idler Shaft .....	2
15	217689	‡SHIM, Bearing Cap - .004" .....	-
15A	217690	†‡SHIM, Bearing Cap - .007" .....	-
15B	217691	†‡SHIM, Bearing Cap - .010" .....	-
16	4E-08	LKWSHR, Bearing Cap .....	5
17	1C-820	BOLT, Bearing Cap .....	5

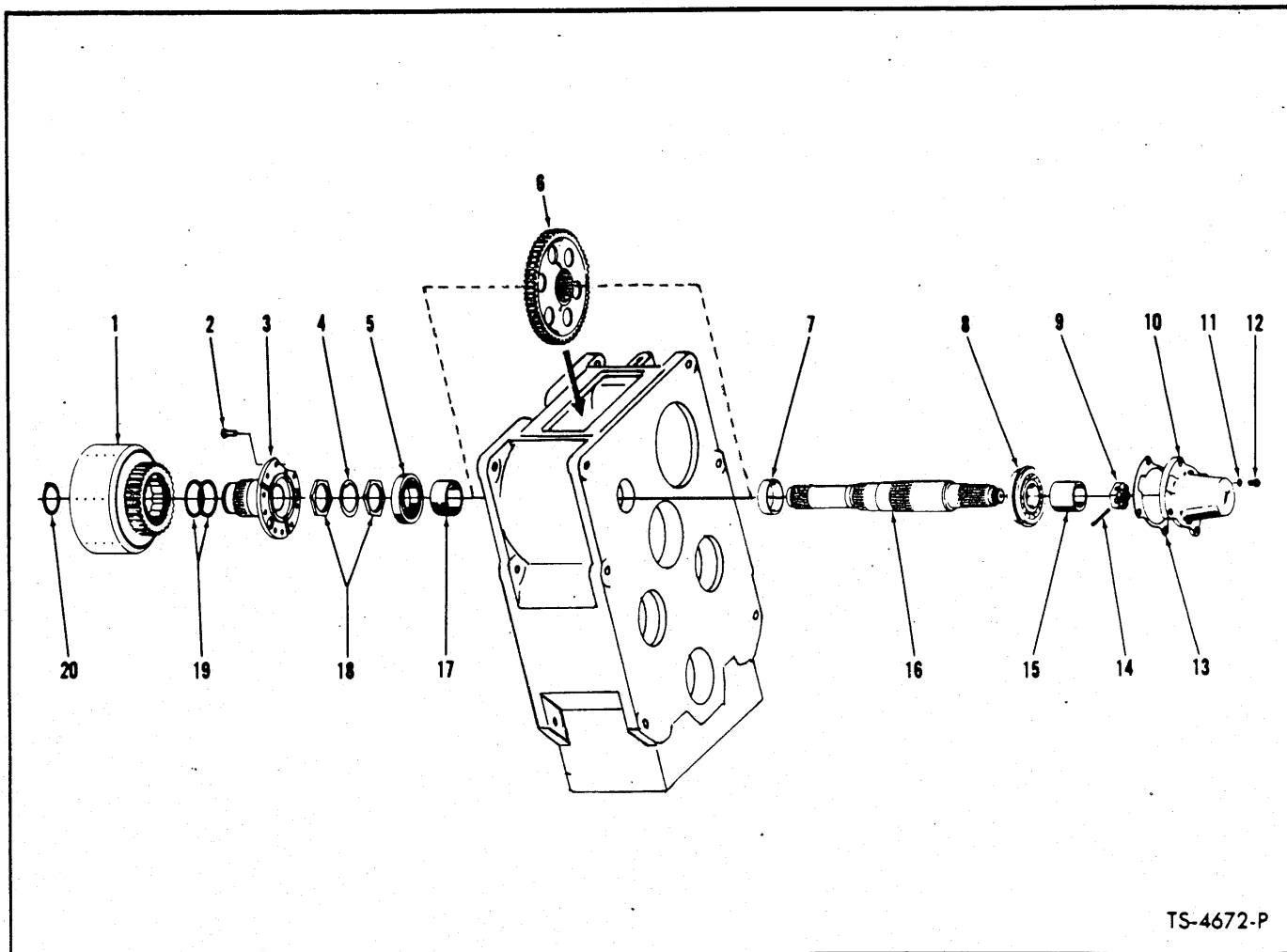
† Not Illustrated

‡ As Required

**WHEN ORDERING PARTS, ALWAYS STATE MODEL AND SERIAL NO. OF MACHINE**



# CLARK EQUIPMENT COMPANY



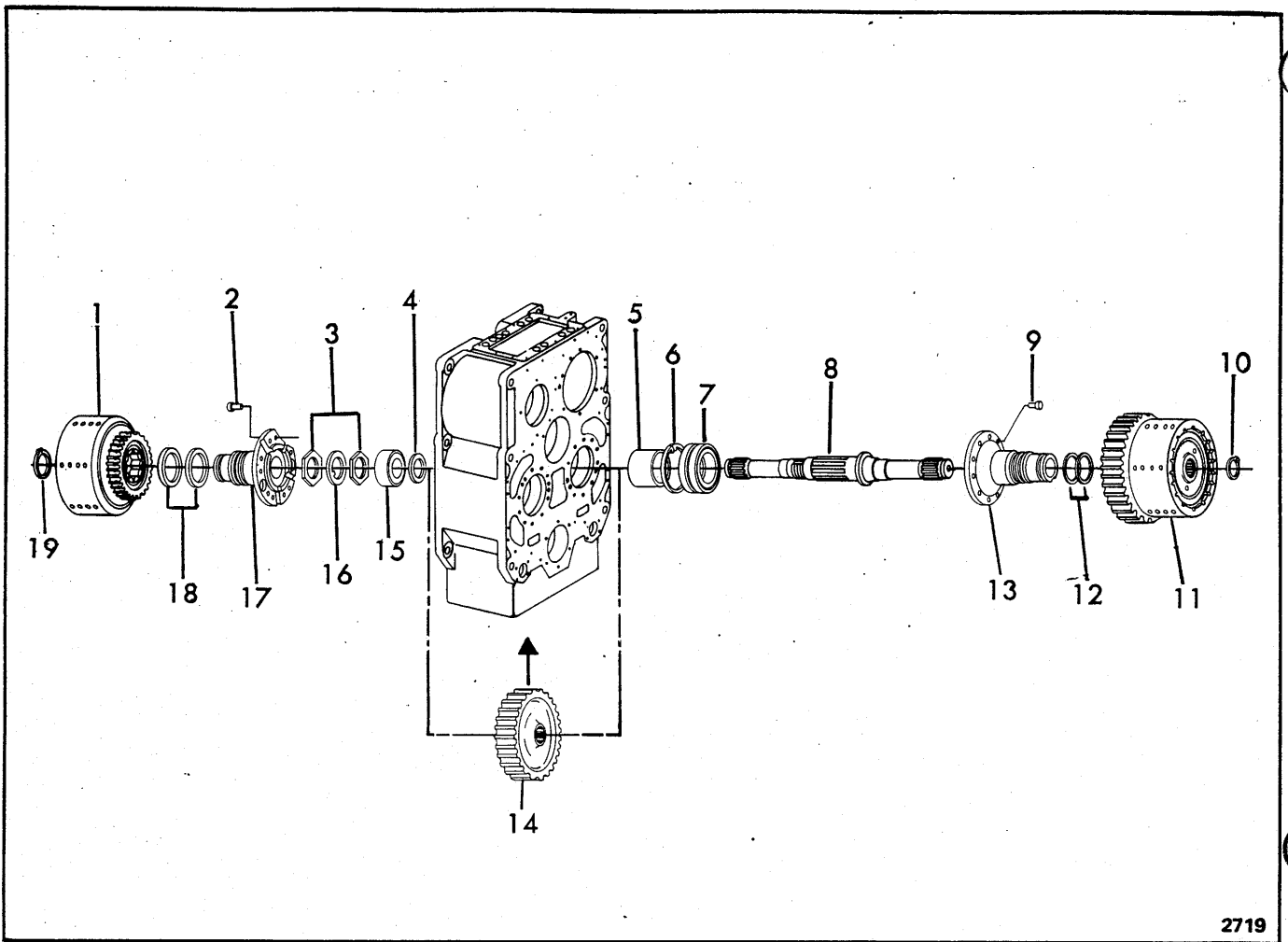
TS-4672-P

## TRANSMISSION REVERSE SHAFT GROUP

Item	Part No.	Description	Qty.
1	----	CLUTCH ASSY, Reverse-See Index ....	1
2	8C-820	BOLT, Clutch Support to Case .....	8
3	237169	SUPPORT, Reverse .....	1
4	217507	LOCK, Bearing Nut .....	1
5	225840	BEARING, Rear Drive Shaft .....	1
6	229065	GEAR, Reverse Shaft (43T) .....	1
7	217500	SPACER, Reverse Shaft Gear .....	1
8	225842	BEARING, Front Drive Shaft .....	1
9	205928	NUT, Reverse Drive Shaft .....	1
10	217488	CAP, Bearing .....	1

Item	Part No.	Description	Qty.
11	4E-08	LKWSHR, Bearing Cap .....	4
12	1C-820	BOLT, Bearing Cap .....	4
13	217490	GASKET, Bearing Cap .....	1
14	1F-636	COTTER, Reverse Drive Shaft .....	1
15	217504	SPACER, Bearing .....	1
16	217545	SHAFT, Reverse .....	1
17	217508	SPACER, Reverse Shaft Gear .....	1
18	217506	NUT, Bearing Lock .....	2
19	223740	RING, Clutch Support Piston .....	2
20	659764	RING, Disc Hub Snap .....	1

# CLARK EQUIPMENT COMPANY

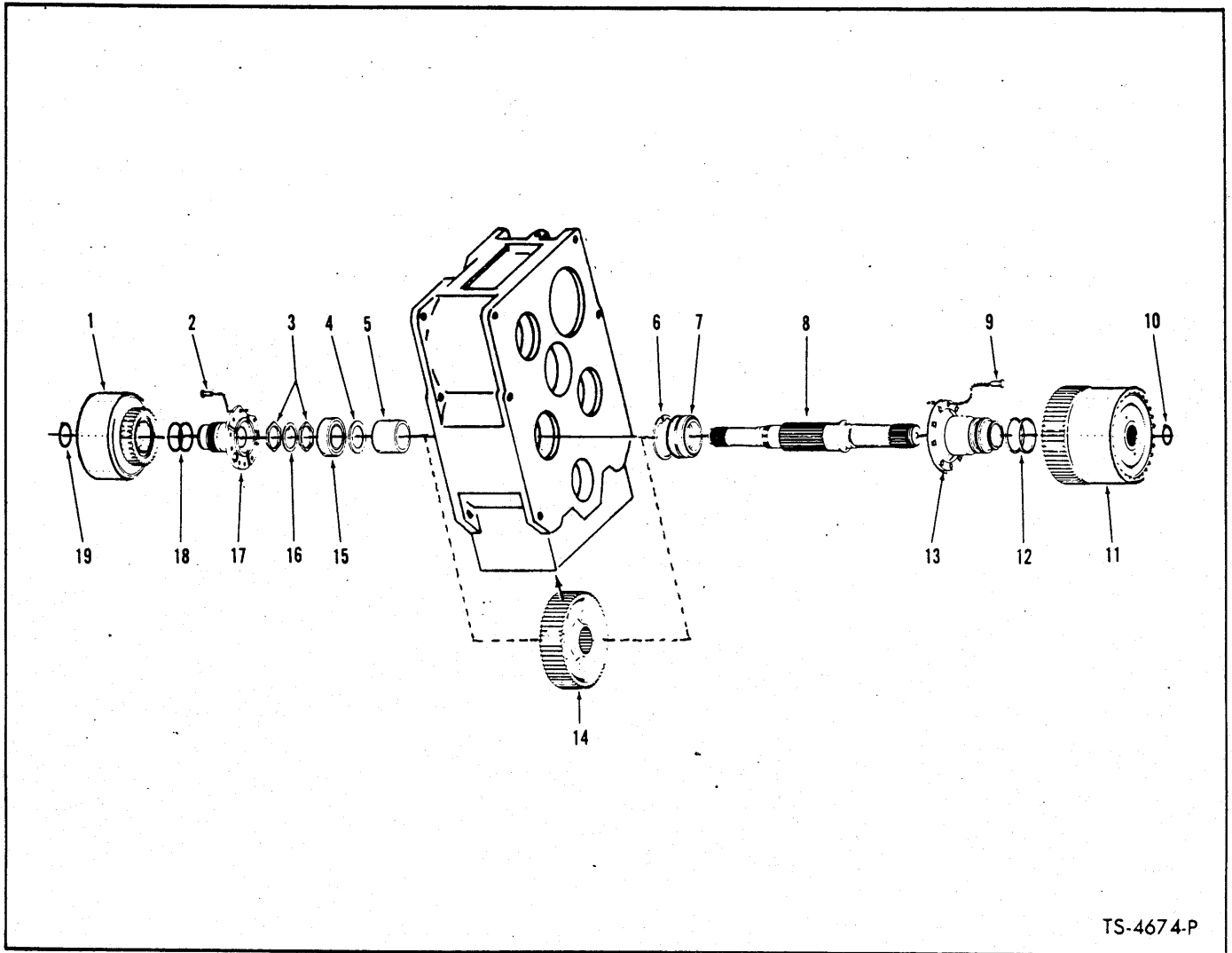


## TRANSMISSION FIRST & THIRD SHAFT GROUP

Item	Part No.	Description	Qty.
1	----	CLUTCH ASSY, 3rd Clutch—See Index	1
2	8C-820	BOLT, Clutch Support to Case .....	8
3	217506	NUT, Bearing Lock .....	2
4	222181	SPACER, Bearing .....	1
5	217502	SPACER, 1st & 3rd Shaft Gear .....	1
6	223982	RING, Bearing Retaining Snap .....	1
7	225400	BEARING, 1st & 3rd Shaft .....	1
8	217341	SHAFT, 1st & 3rd .....	1
9	8C-820	BOLT, Clutch Support to Case .....	8
10	660516	RING, Disc Hub Snap .....	1

Item	Part No.	Description	Qty.
11	----	CLUTCH ASSY, 1st Clutch—See Index	1
12	233948	RING, Clutch Support Piston .....	2
12A	233947	PISTON RING EXPANDER .....	2
13	217128	SUPPORT, 1st Clutch .....	1
14	217343	GEAR, 1st & 3rd Shaft (45T) .....	1
15	225844	BEARING, 1st & 3rd Shaft .....	1
16	217507	LOCK, Bearing Nut .....	1
17	237169	SUPPORT, 3rd Clutch .....	1
18	223740	RING, Clutch Support Piston .....	2
19	659764	RING, Disc Hub Snap .....	1

**WHEN ORDERING PARTS, ALWAYS STATE MODEL AND SERIAL NO. OF MACHINE**



TS-4674-P

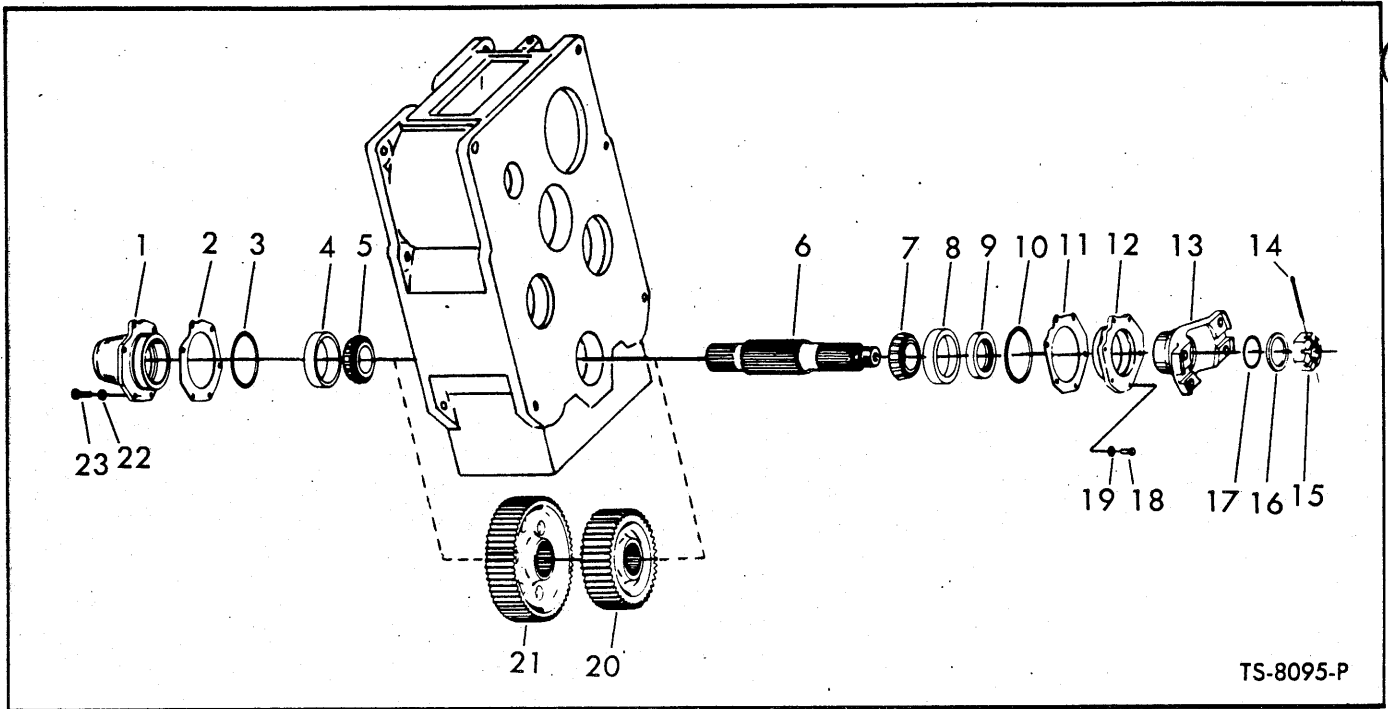
TRANSMISSION SECOND & FOURTH SHAFT GROUP

Item	Part No.	Description	Qty.
1	---	CLUTCH ASSY, 4th Clutch—See Index	1
2	8C-820	BOLT, Clutch Support to Case .....	8
3	217506	NUT, Bearing Lock .....	2
4	222181	SPACER, Bearing .....	1
5	217502	SPACER, 2nd & 4th Shaft Gear .....	1
6	223982	RING, Bearing Retaining Snap .....	1
7	225400	BEARING, 2nd & 4th Shaft .....	1
8	217341	SHAFT, 2nd & 4th .....	1
9	8C-820	BOLT, Clutch Support to Case .....	8
10	660516	RING, Disc Hub Snap .....	1

Item	Part No.	Description	Qty.
11	---	CLUTCH, 2nd Clutch—See Index .....	1
12	233948	RING, Clutch Support Piston .....	2
12A	233947	PISTON RING EXPANDER .....	2
13	217128	SUPPORT, 2nd Clutch .....	1
14	235324	GEAR, 2nd & 4th Shaft .....	1
15	225844	BEARING, 2nd & 4th Shaft .....	1
16	217507	LOCK, Bearing Nut .....	1
17	237169	SUPPORT, 4th Clutch .....	1
18	223740	RING, Clutch Support Piston .....	2
19	659764	RING, Disc Hub Snap .....	1

WHEN ORDERING PARTS, ALWAYS STATE MODEL AND SERIAL NO. OF MACHINE

# CLARK EQUIPMENT COMPANY



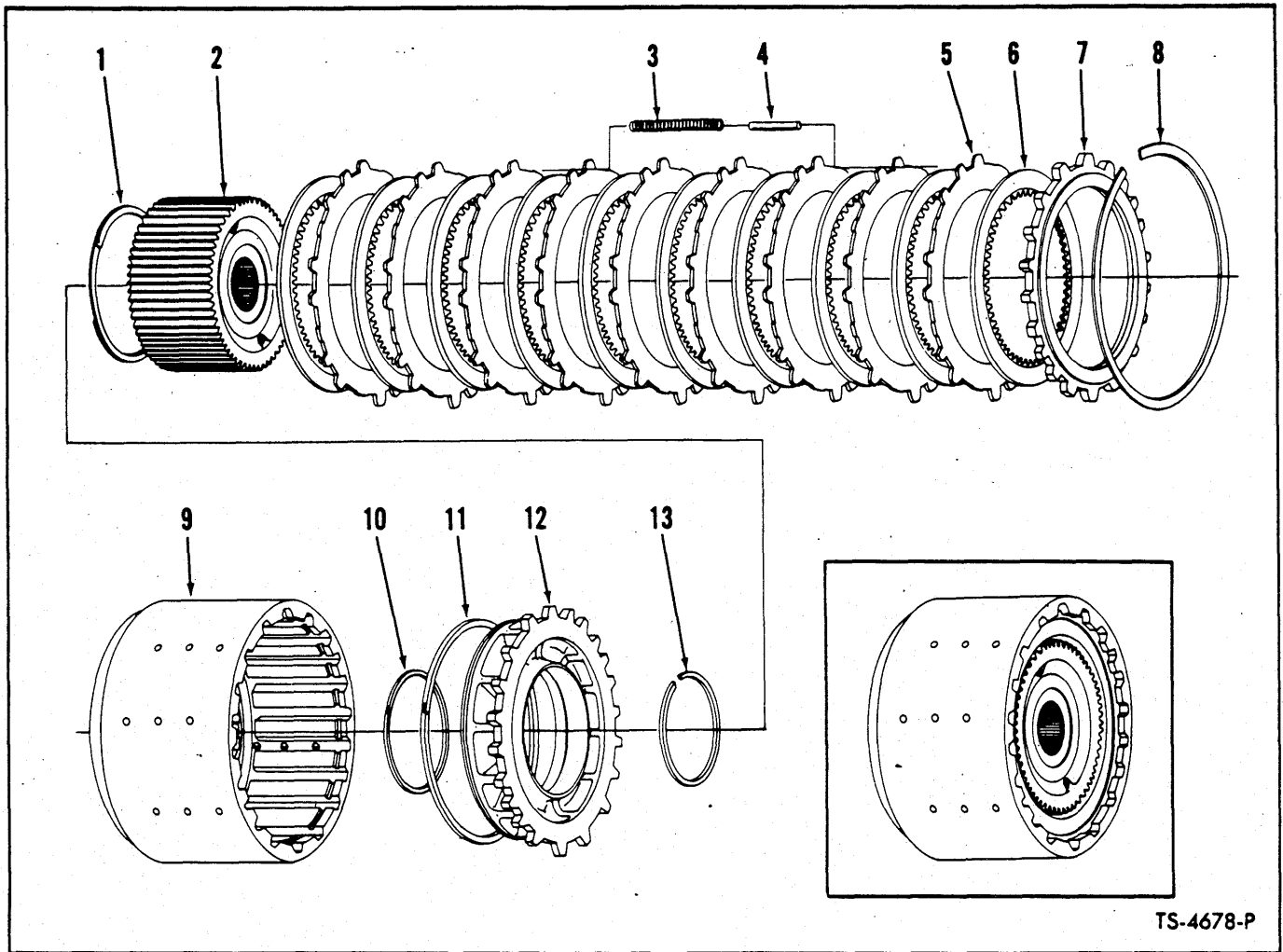
**TRANSMISSION OUTPUT SHAFT GROUP**

Item	Part No.	Description	Qty.
1	217715	CAP, Output Shaft Bearing . . . . .	1
2	217686	‡SHIM, Bearing Cap — .004" . . . . .	—
2A	217687	‡SHIM, Bearing Cap — .007" . . . . .	—
2B	217688	‡SHIM, Bearing Cap — .010" . . . . .	—
3	25K-40408	O-RING, Bearing Cap . . . . .	1
4	742243	CUP, Output Shaft Bearing . . . . .	1
5	225850	CONE, Output Shaft Bearing . . . . .	1
6	218703	OUTPUT SHAFT . . . . .	1
7	225850	CONE, Output Shaft Bearing . . . . .	1
8	742243	CUP, Output Shaft Bearing . . . . .	1
9	225763	SEAL, Output Shaft Oil . . . . .	1
10	25K-40408	O-RING, Bearing Cap . . . . .	1
11	217686	‡SHIM, Bearing Cap — .004" . . . . .	—
11A	217687	‡SHIM, Bearing Cap — .007" . . . . .	—
11B	217688	‡SHIM, Bearing Cap — .010" . . . . .	—
12	217626	CAP ASSY, Output Shaft Bearing (Inc. 10) . . . . .	1
13	218745	FLANGE, Output . . . . .	1
14	1F-632	COTTER, Output Shaft Flange Nut . . . . .	1
15	201262	NUT, Output Shaft Flange . . . . .	1
16	222181	WASHER, Output Shaft Flange . . . . .	1
17	25K-60204	O-RING, Output Shaft Flange . . . . .	1
18	1C-820	BOLT, Output Shaft Cap Assy . . . . .	6
19	4E-08	LKWSHR, Output Shaft Cap Assy . . . . .	6
20	217343	GEAR, Output Shaft (43T) . . . . .	1
21	217342	GEAR, Output Shaft (60T) . . . . .	1
22	4E-08	LKWSHR, Output Shaft Cap . . . . .	6
23	1C-820	BOLT, Output Shaft Cap . . . . .	6

‡ As Required

**WHEN ORDERING PARTS, ALWAYS STATE MODEL AND SERIAL NO. OF MACHINE**

# CLARK EQUIPMENT COMPANY



TS-4678-P

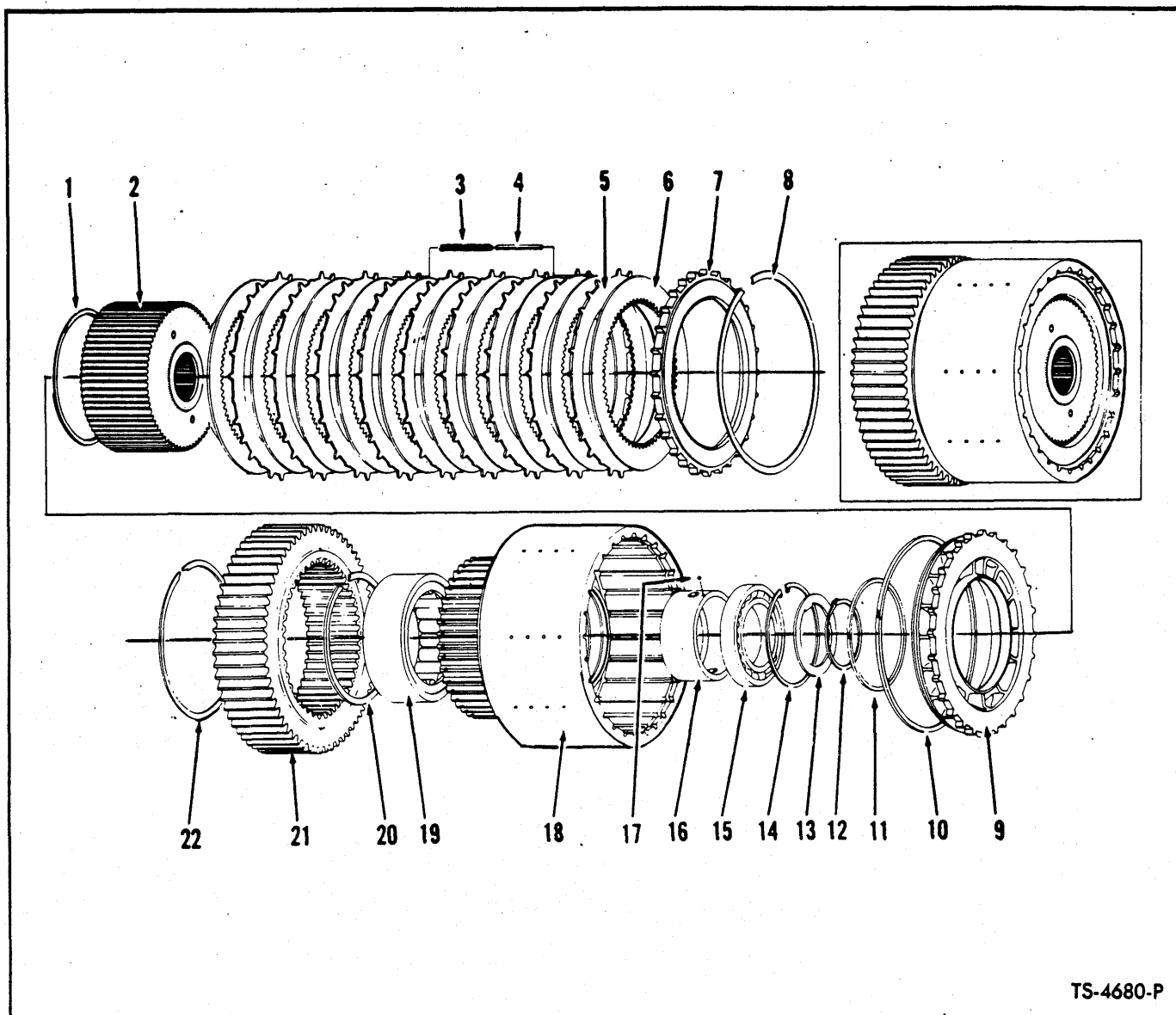
## TRANSMISSION SPLITTER CLUTCH GROUP

Item	Part No.	Description	Qty.
1	217509	RING, Oil Baffle Retaining .....	1
2	217388	HUB, Disc .....	1
3	217334	SPRING, Clutch Disc Release .....	6
4	217599	PIN, Release Spring Guide .....	6
5	232394	DISC, Clutch Outer .....	9
6	227495	DISC, Clutch Inner .....	10
7	217161	PLATE, Clutch Disc End .....	1
8	217099	RING, End Plate Retaining .....	1
9	217280	DRUM ASSY, Clutch (Inc. 9A, 9B) .....	1
9A	233124	†HOUSING, Bleed Valve .....	1
9B	10J-10	†BALL, Bleed Valve .....	1
10	217411	RING, Inner Piston Sealing .....	1
11	217361	RING, Outer Piston Sealing .....	1
12	217164	PISTON, Clutch .....	1
13	743670	RING, Drum Hub Retaining .....	1

† Not Illustrated

**WHEN ORDERING PARTS, ALWAYS STATE MODEL AND SERIAL NO. OF MACHINE**

# CLARK EQUIPMENT COMPANY



TS-4680-P

## TRANSMISSION FIRST & SECOND CLUTCH GROUP

2 Clutches used in Transmission — Quantity Indicated is for 1 Clutch

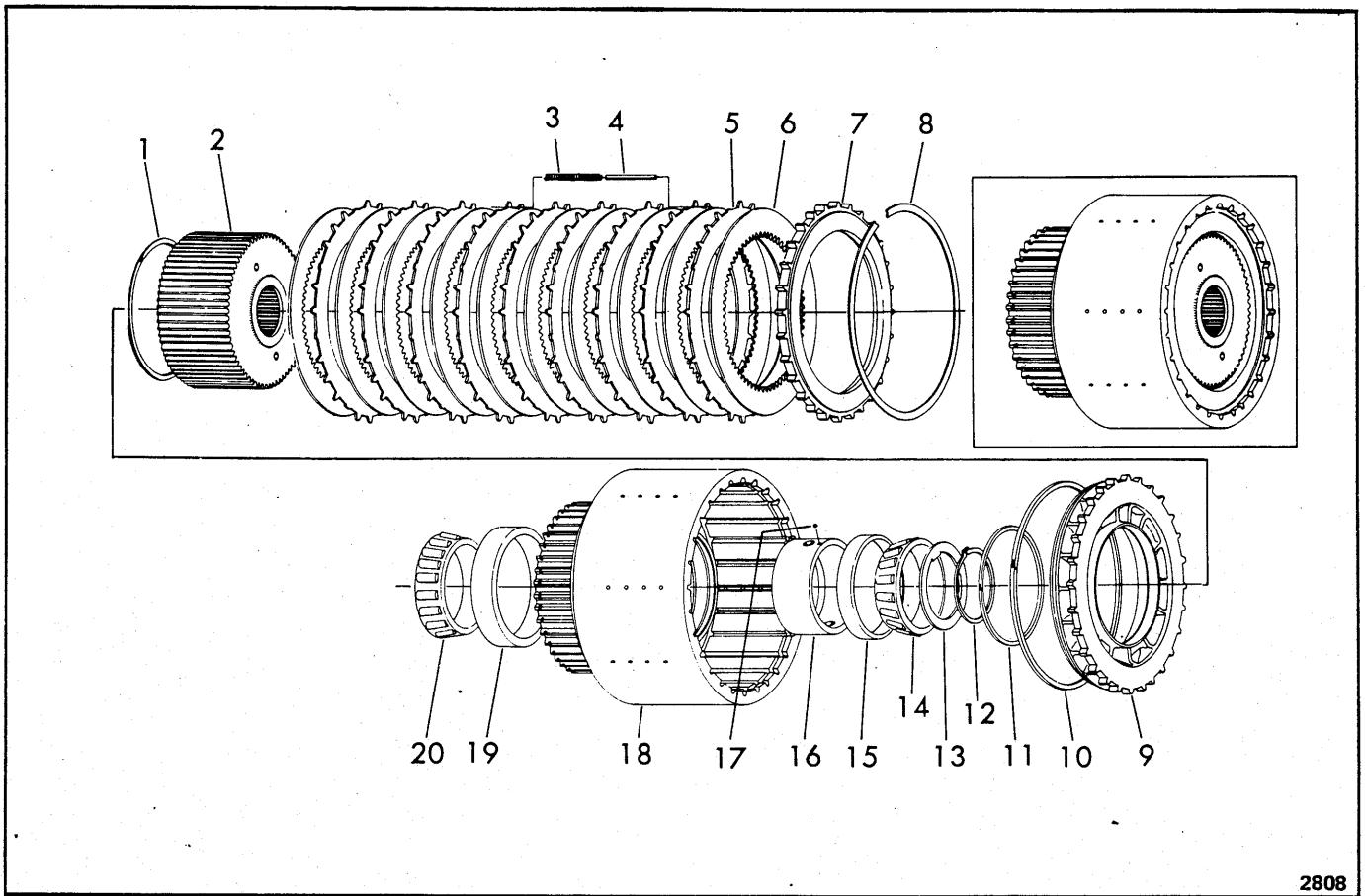
Item	Part No.	Description	Qty.
1	217510	RING, Oil Baffle Retaining .....	1
2	217133	HUB ASSY, Clutch Disc .....	1
3	217334	SPRING, Clutch Disc Release ....	8
4	217599	PIN, Clutch Disc Release Spring....	8
5	232285	DISC, Clutch — Outer .....	9
6	232779	DISC, Clutch — Inner .....	10
7	217137	PLATE, Clutch Disc End .....	1
8	217416	RING, End Plate Retaining .....	1
9	217138	PISTON, Clutch .....	1
10	217415	RING, Outer Piston .....	1
11	217420	RING, Inner Piston .....	1
12	791018	RING, Washer Retaining .....	1
13	237520	WASHER, Bearing .....	1

Item	Part No.	Description	Qty.
14	223982	RING, Bearing Retaining .....	1
15	225768	BEARING, Clutch Support .....	1
16	217136	RACE, Outer Piston Ring .....	1
17	10J-08	BALL, Outer Race .....	1
18	217130	DRUM ASSY, Clutch (Inc. 16, 17, 18A, 18B) .....	1
18A	217141	†HOUSING, Bleed Valve .....	1
18B	10J-10	†BALL, Bleed Valve .....	1
19	236781	BEARING, Clutch Support Roller	1
20	223852	RING, Bearing Retaining .....	1
21	217397	GEAR, Clutch Drum Hub (53T)	1
22	217692	RING, Gear Retaining .....	1

† Not Illustrated

**WHEN ORDERING PARTS, ALWAYS STATE MODEL AND SERIAL NO. OF MACHINE**

# CLARK EQUIPMENT COMPANY



2808

## INPUT, REVERSE, THIRD & FOURTH CLUTCH GROUP


Item	Part No.	Description	Qty.
1	217509	RING, Retaining . . . . .	1
2	217158	HUB ASSY . . . . .	1
3	217334	SPRING, Clutch . . . . .	6
4	217599	PIN, Clutch Spring. . . . .	6
5	232394	DISC, Outer. . . . .	9
6	227495	DISC, Inner . . . . .	10
7	217161	PLATE, End. . . . .	1
8	217099	RING, Snap . . . . .	1
9	217164	PISTON. . . . .	1
10	217361	RING, Outer . . . . .	1
11	217411	RING, Inner. . . . .	1
12	237170	‡WASHER, Snap Ring. . . . .	—

Item	Part No.	Description	Qty.
12A	237171	† ‡WASHER, Snap Ring. . . . .	—
12B	237172	† ‡WASHER, Snap Ring. . . . .	—
12C	237174	† ‡WASHER, Snap Ring. . . . .	—
13	237175	WASHER, Bearing. . . . .	1
14	237181	CONE, Bearing . . . . .	1
15	237182	CUP, Bearing . . . . .	1
16	217155	RACE, Outer . . . . .	1
17	10J-08	BALL, Outer Race. . . . .	1
18	237179	DRUM ASSY, Clutch (Inc 16 & 17). . . . .	1
19	237184	CUP, Bearing . . . . .	1
20	237183	CONE, Bearing . . . . .	1

† Not Illustrated

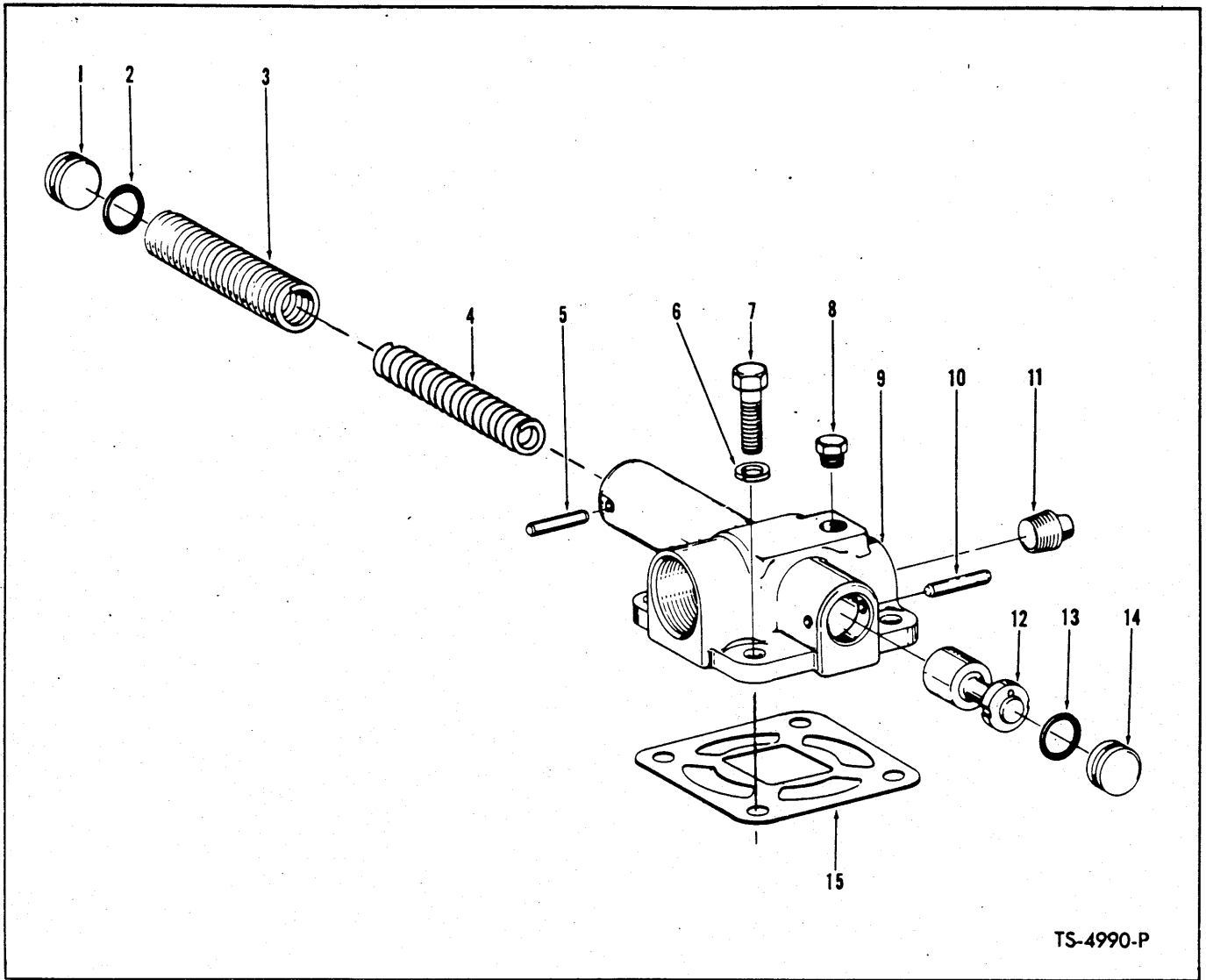
‡ As Required

**WHEN ORDERING PARTS, ALWAYS STATE MODEL AND SERIAL NO. OF MACHINE**





# CLARK EQUIPMENT COMPANY

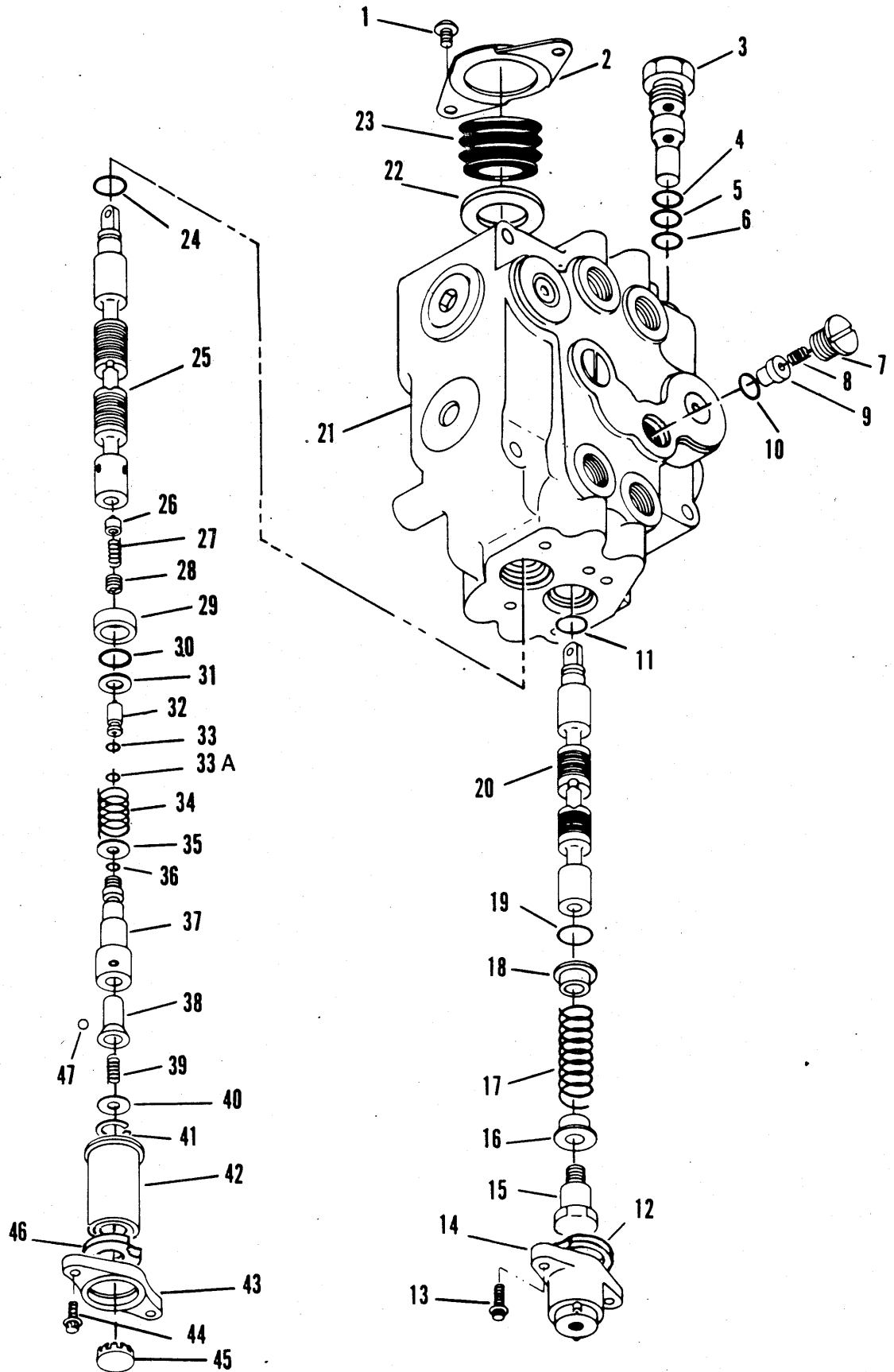


TS-4990-P

## VALVE ASSEMBLY – CONVERTER PRESSURE REGULATING

Item	Part No.	Description	Qty.
A	228499	VALVE ASSY (Inc. 1 thru 5, 8 thru 14)	1
1	222041	STOP, Piston	1
2	58K-210	O-RING, Piston Stop	1
3	214668	SPRING, Outer Pressure	1
4	227292	SPRING, Inner Regulator	1
5	633157	PIN	1
6	4E-07	LKWSHR	4
7	17C-720	BOLT	4
8	40K-04	PLUG	1
9	227076	BODY, Pressure Regulating Valve	1
10	633157	PIN	1
11	13F-08	PLUG, Pipe	1
12	228500	PISTON, Regulating Valve	1
13	58K-210	O-RING	1
14	222041	STOP, Piston	1
15	227087	GASKET	1

**WHEN ORDERING PARTS, ALWAYS STATE MODEL AND SERIAL NO. OF MACHINE**



VALVE ASSEMBLY - LIFT AND EJECTION CONTROL

# CLARK EQUIPMENT COMPANY

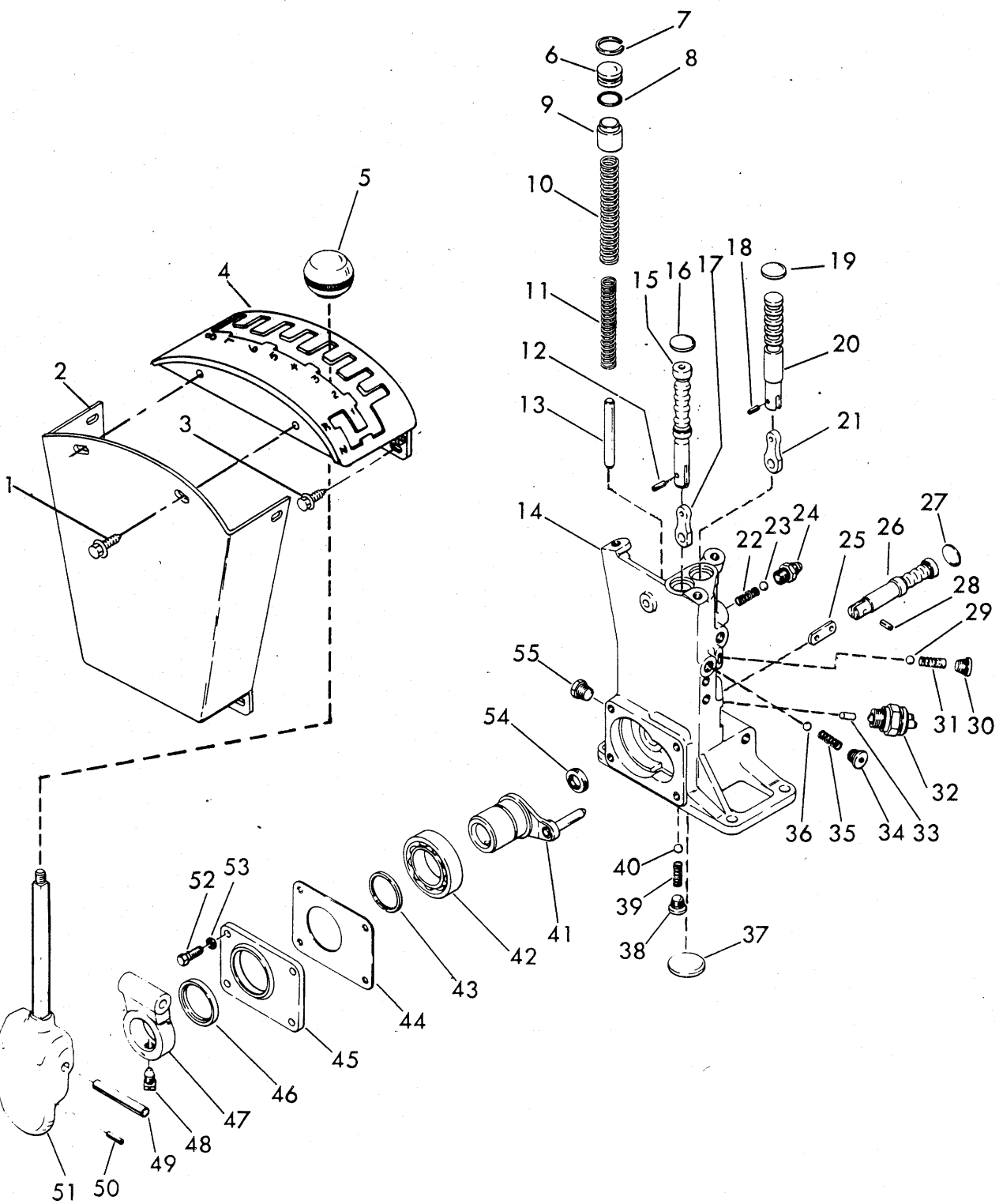
## VALVE ASSEMBLY – LIFT & EJECTION CONTROL

Item	Part No.	Description	Qty.
A	1581334	CONTROL VALVE ASSY (Inc 1 thru 47) .....	1
B	1577556	SEAL KIT (Inc 4, 5, 6, 10, 11, 19, 24, 30, 32,33, 33A, 36) .....	1
1	92G-408	SCREW .....	4
2	947752	RETAINER .....	2
3	963277	RELIEF VALVE ASSY (Inc 4) .....	1
4	25K-30028	O-RING – See "B" .....	1
5	73K-119	WASHER – See "B" .....	1
6	25K-30030	O-RING – See "B" .....	1
7	1566428	PLUG ASSY (Inc 10) .....	2
8	1550482	SPRING .....	2
9	1550481	PLUNGER .....	2
10	58K-114	O-RING – See "B" .....	2
11	-----	SO-RING – See "B" .....	1
12	963276	RETAINER .....	1
13	72G-414	CAPSCREW .....	2
14	1550483	CAP .....	1
15	1550385	SCREW, Spool .....	1
16	1551126	WASHER .....	1
17	1577552	SPRING .....	1
18	1551126	WASHER .....	1
19	-----	SO-RING – See "B" .....	1
20	-----	SSPOOL & BODY ASSY – See "A" .....	1
21	-----	SBODY & SPOOL ASSY – See "A" .....	1
22	947746	WASHER .....	2
23	949092	SEAL, Dust .....	2
24	-----	SO-RING, Detent – See "B" .....	1
25	-----	SSPOOL & BODY ASSY – See "A" .....	1
26	949079	POPPET, Detent .....	1
27	1577575	SPRING, Detent .....	1
28	949088	GUIDE, Detent .....	1
29	949089	SLEEVE, Detent .....	1
30	-----	SO-RING, Detent – See "B" .....	1
31	949081	WASHER, Detent .....	1
32	-----	SPISTON, Detent – See "B" .....	1
33	-----	SO-RING, Detent – See "B" .....	1
33A	-----	SRING – See "B" .....	1
34	949084	SPRING, Detent .....	1
35	949083	WASHER, Detent .....	1
36	-----	SO-RING, Detent – See "B" .....	1
37	949085	RETAINER, Detent .....	1
38	949086	PLUNGER, Detent .....	1
39	949077	SPRING, Detent .....	1
40	949082	WASHER, Detent .....	1
41	659041	RING, Retaining .....	1
42	949090	CAP, Detent .....	1
43	949091	RETAINER, Cap .....	1
44	72G-414	CAPSCREW, Detent .....	2
45	730335	PLUG, Button .....	1
46	963276	RETAINER, Detent .....	1
47	949093	BALL .....	3

† Not Illustrated

§ Not Sold Separately

**WHEN ORDERING PARTS, ALWAYS STATE MODEL AND SERIAL NO. OF MACHINE**



VALVE ASSEMBLY—SHIFT CONTROL

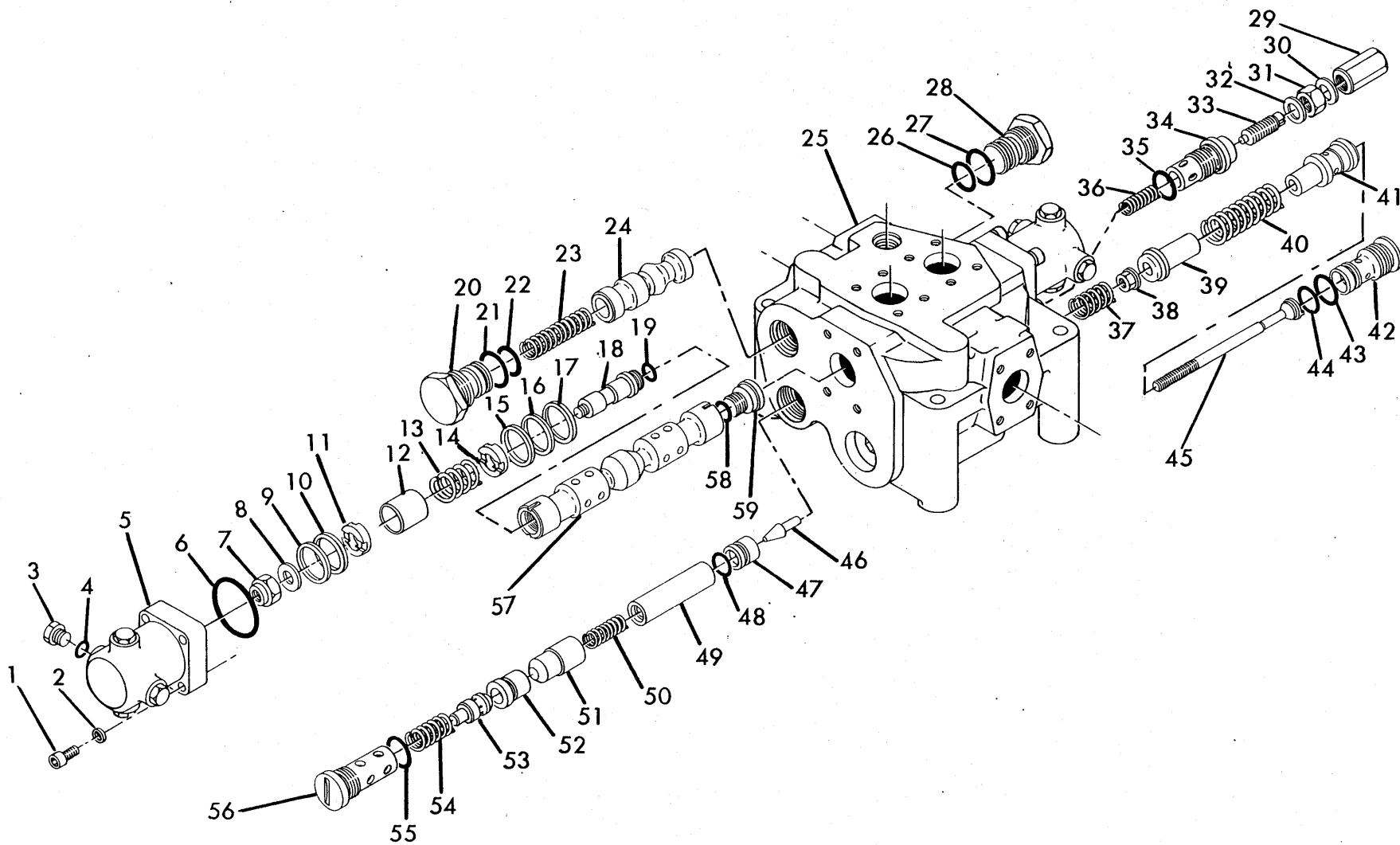
2774

# CLARK EQUIPMENT COMPANY

## VALVE ASSEMBLY - SHIFT CONTROL

Item	Part No.	Description	Qty.
A	235590	VALVE ASSY (Inc 5 thru 55)	1
1	84G-3112	SCREW	6
2	1578802	COVER, Shift Control	1
3	84G-3716	SCREW,	3
4	1586481	PLATE, Control Position Stop	1
5	201401	KNOB, Shift	1
6	222041	STOP, Piston	1
7	662770	RING, Piston Stop Retaining	1
8	25K-40024	O-RING, Piston Stop	1
9	230111	PISTON, Accumulator	1
10	230113	SPRING, Accumulator Piston Outer	1
11	233112	SPRING, Accumulator Piston Inner	1
12	660821	PIN, Selector Spool Link	1
13	230114	PIN, Accumulator Piston Stop	1
14	230084	HOUSING, Shift Control	1
15	230591	SPOOL, Selector	1
16	12F-100	PLUG, Welch	1
17	230091	LINK, Selector Spool	1
18	660821	PIN, Hi-Lo Range Spool Link	1
19	12F-100	PLUG, Welch	1
20	230092	SPOOL, Hi-Lo Range	1
21	230091	LINK, Selector Spool	1
22	230697	SPRING	1
23	10J-12	BALL	1
24	230088	CHECK VALVE	1
25	230099	LINK, Reverse & Neutral Lock-Up Spool	1
26	230098	SPOOL, Reverse & Neutral Lock-Up	1
27	12F-14	PLUG, Welch	1
28	1302554	PIN, Reverse & Neutral	1
29	10J-12	BALL, Poppet	1
30	47K-03	PLUG, Poppet Spring	1
31	230086	SPRING, Poppet	1
32	---	SWITCH, Neutral (See Electrical System)	1
33	230089	PIN, Neutral Switch Actuating	1
34	47K-03	PLUG, Poppet Spring	1
35	230086	SPRING, Poppet	1
36	10J-12	BALL, Poppet	1
37	12F-113	PLUG, Welch	1
38	47K-03	PLUG, Poppet Spring	1
39	230086	SPRING, Poppet	1
40	10J-12	BALL, Poppet	1
41	230093	SHAFT & PIN ASSY, Speed Selector (Inc 55)	1
42	743459	BEARING, Speed Select Shift	1
43	659065	RING, Bearing Retainer	1
44	230097	GASKET, Bearing Cap	1
45	230096	CAP, Bearing	1
46	225310	SEAL, Bearing Cap Oil	1
47	230107	BRACKET, Control Lever	1
48	201566	SCREW, Control Lever Bracket Lock	1
49	731714	PIN, Control Lever Roll	1
50	1304732	PIN, Control Lever Roll	1
51	235009	CONTROL LEVER & HOUSING ASSY	1
52	1C-514	BOLT	4
53	4E-05	LKWSHR	4
54	231515	SEAL, Oil	1
55	40K-04	PLUG, Housing	1

**WHEN ORDERING PARTS, ALWAYS STATE MODEL AND SERIAL NO. OF MACHINE**



VALVE - STEERING

# CLARK EQUIPMENT COMPANY

## VALVE ASSEMBLY – STEERING

Item	Part No.	Description	Qty.
A	1586712	VALVE, Steering (Inc 1 thru 59).....	1
B	963208	RELIEF ASSY (Inc 38 thru 41, 45) .	2
1	11G-624	SCREW.....	8
2	4E-06	LKWSHR.....	8
3	24K-06	PLUG.....	8
4	91F-06	O-RING.....	8
5	963216	COVER.....	2
6	25K-40200	O-RING.....	2
7	8D-12	NUT.....	1
8	960835	WASHER.....	1
9	963217	‡SHIM.....	—
9A	963218	‡SHIM.....	—
9B	963219	‡SHIM.....	—
10	963221	WASHER.....	1
11	963229	WASHER.....	1
12	963228	SPACER.....	1
13	963981	SPRING.....	1
14	963229	WASHER.....	1
15	963221	WASHER.....	1
16	963217	‡SHIM.....	—
16A	963218	‡SHIM.....	—
16B	963219	‡SHIM.....	—
17	963221	WASHER.....	1
18	963226	CAP.....	1
19	25K-30022	O-RING.....	1
20	963214	CAP.....	1
21	25K-40114	O-RING.....	1
22	25K-40104	O-RING.....	1
23	963980	SPRING.....	1
24	—	§SEAT – See "A".....	—
25	—	§BODY – See "A".....	—
26	25K-40104	O-RING.....	1

Item	Part No.	Description	Qty.
27	25K-40114	O-RING.....	1
28	963214	CAP.....	1
29	94D-08	NUT, Aconr.....	1
30	613750	WASHER.....	1
31	8D-08	NUT.....	1
32	613750	WASHER.....	1
33	980834	SCREW, Adjustment.....	1
34	963213	CAP.....	1
35	25K-40024	O-RING.....	1
36	886753	SPRING.....	1
37	963223	SPRING.....	2
38	—	§NUT – See "B".....	—
39	—	§SEAT, Spring – See "B".....	—
40	—	§SPRING – See "B".....	—
41	—	§CHECK – See "B".....	—
42	963210	SEAT, Relief.....	2
43	25K-40024	O-RING.....	2
44	25K-20012	O-RING.....	2
45	—	§POPPET – See "B".....	—
46	886739	POPPET.....	1
47	960964	SEAT.....	1
48	25K-30020	O-RING.....	1
49	963220	SPACER.....	1
50	894085	SPRING.....	1
51	960965	CHECK.....	1
52	963209	SEAT.....	1
53	963211	CHECK.....	1
54	963222	SPRING.....	1
55	25K-40024	O-RING.....	1
56	963212	CAP.....	1
57	—	§SPOOL – See "A".....	—
58	25K-30022	O-RING.....	1
59	963227	PLUG.....	1

‡ As Required

§ Not Sold Separately

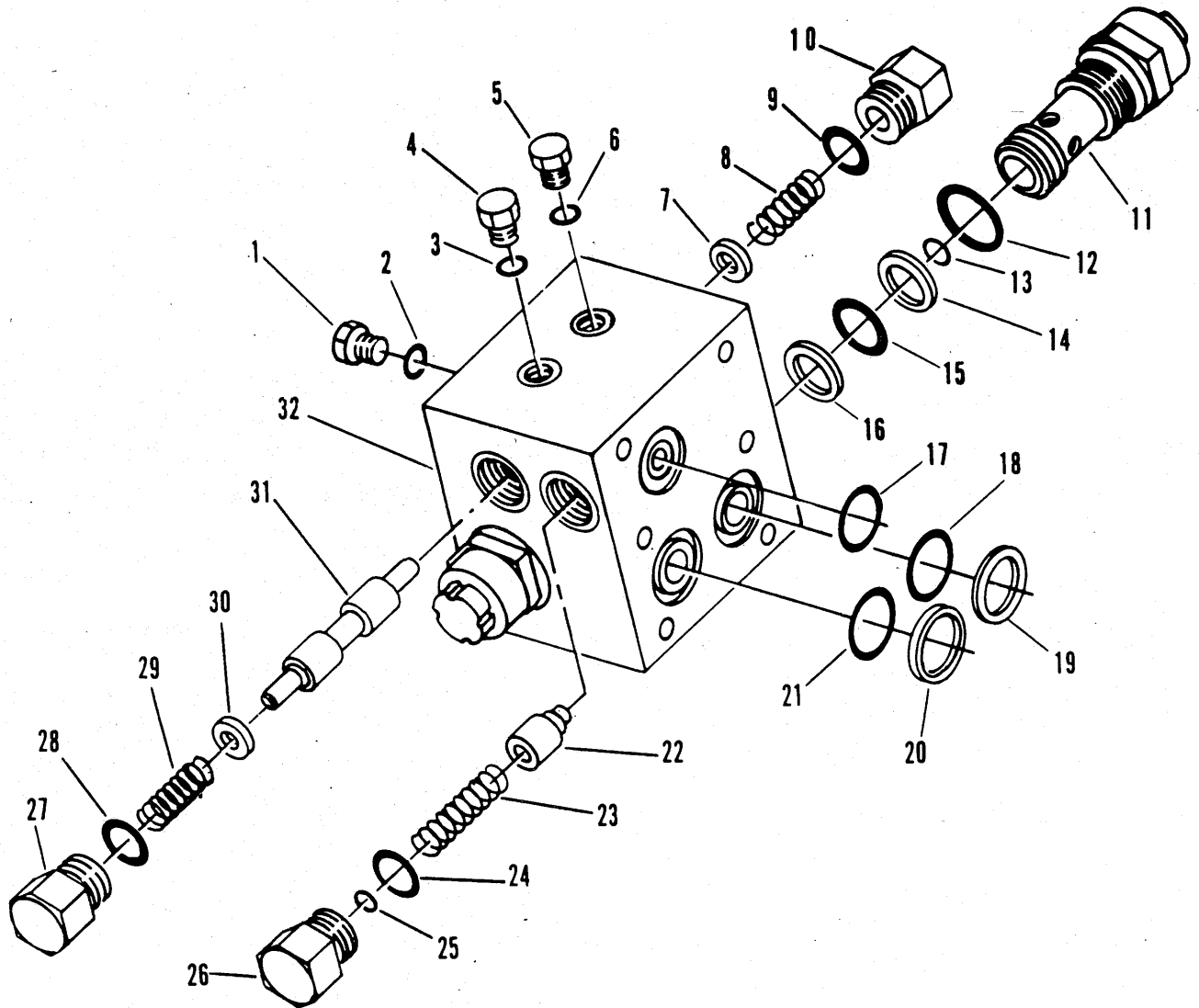
**WHEN ORDERING PARTS, ALWAYS STATE MODEL AND SERIAL NO. OF MACHINE**

PM 4082

Printed in U.S.A.

(1J20)

V9



VALVE - ELEVATOR MANIFOLD

2114



# CLARK EQUIPMENT COMPANY

## VALVE – ELEVATOR MANIFOLD

Item	Part No.	Description	Qty.
A	6518452	MANIFOLD VALVE KIT (Inc B thru 34) .....	1
B	-----	MANIFOLD VALVE ASSY (Inc 1 thru 32) .....	-
1	24K-03	PLUG (Inc 2) .....	1
2	91F-03	O-RING .....	1
3	91F-03	O-RING .....	1
4	24K-03	PLUG (Inc 3) .....	1
5	24K-03	PLUG (Inc 6) .....	1
6	91F-03	O-RING .....	1
7	6518727	WASHER .....	1
8	6518650	SPRING .....	1
9	91F-07	O-RING .....	1
10	961451	PLUG ASSY (Inc 9) .....	1
11	6518416	VALVE, Relief (Inc 12 thru 16) .....	2
12	91F-09	O-RING .....	2
13	995493	‡SHIM .....	-
14	6518728	RING, Back-Up .....	2
15	58K-117	O-RING .....	2
16	5618728	RING, Back-Up .....	2
17	5290879	O-RING .....	1
18	58K-119	O-RING .....	1
19	6518417	RING, Back-Up .....	1
20	6518417	RING, Back-Up .....	1
21	58K-119	O-RING .....	1
22	961441	PISTON .....	1
23	961442	SPRING .....	1
24	91F-07	O-RING .....	1
25	6518642	‡SHIM .....	-
26	4149486	PLUG (Inc 24) .....	1
27	961451	PLUG (Inc 28) .....	1
28	91F-07	O-RING .....	1
29	6518650	SPRING .....	1
30	6518727	WASHER .....	1
31	-----	§SHUTTLE—See 'A' .....	1
32	-----	§HOUSING —See 'A' .....	1
33	1C-560	†BOLT .....	6
34	6518414	†WASHER .....	6

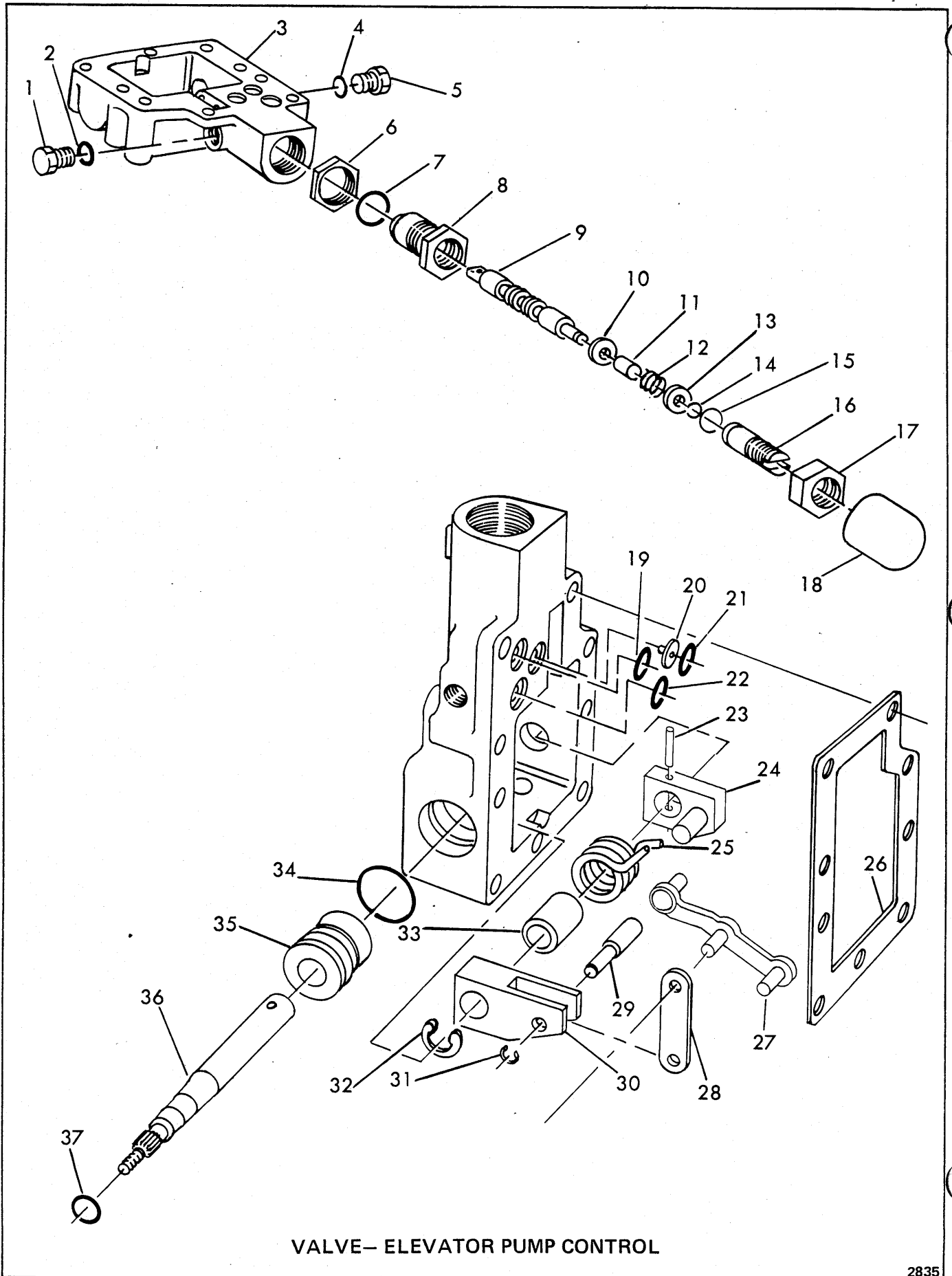
‡As Required

§Not Sold Separately

†Not Illustrated

**WHEN ORDERING PARTS, ALWAYS STATE MODEL AND SERIAL NO. OF MACHINE**

CLARK EQUIPMENT COMPANY



VALVE- ELEVATOR PUMP CONTROL

2835

# CLARK EQUIPMENT COMPANY

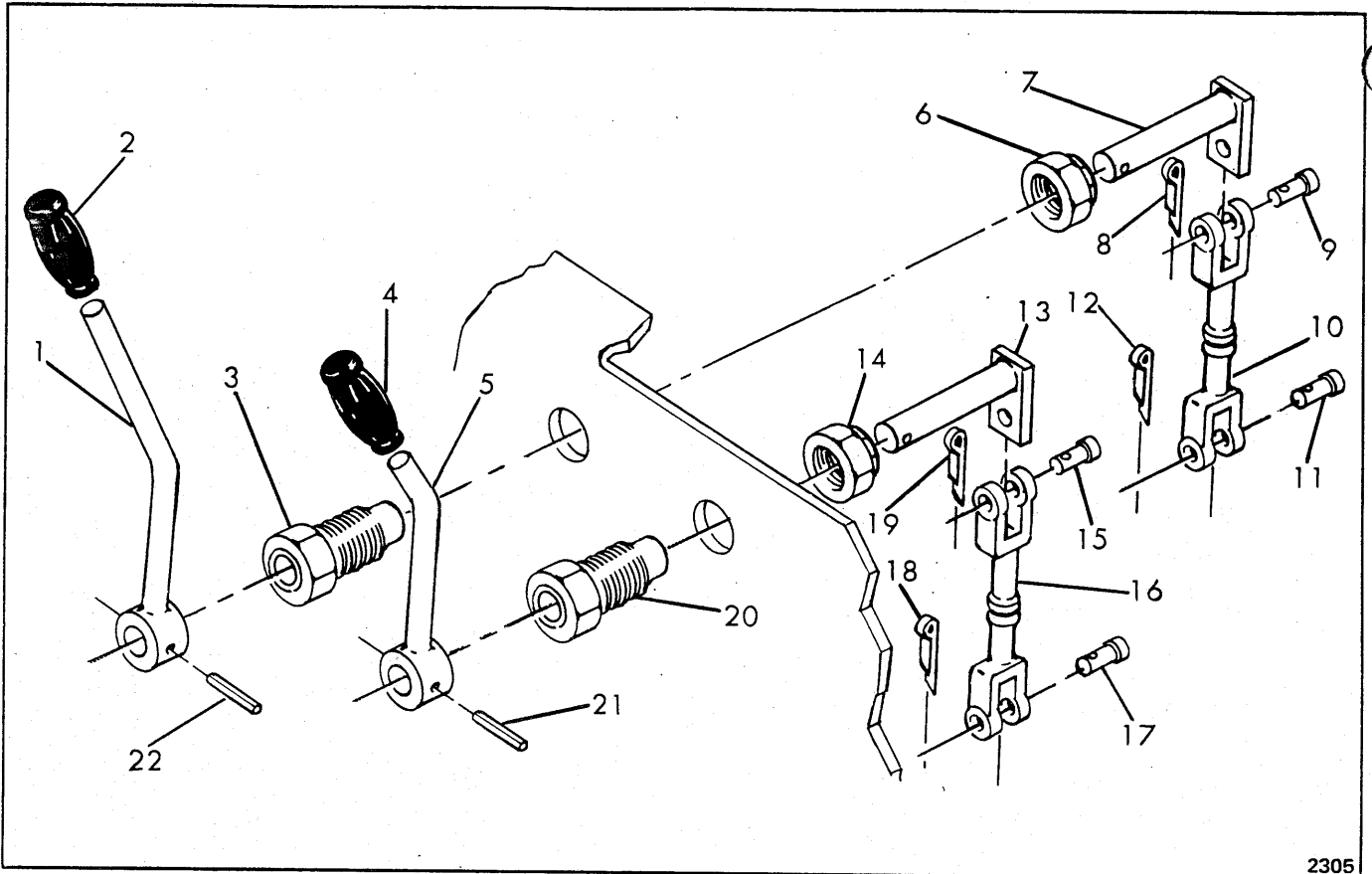
## VALVE-ELEVATOR PUMP CONTROL

Item	Part No.	Description	Qty.
A	963727	VALVE KIT (Inc 1 thru 37)	1
1	24K-3	PLUG	1
2	91F-3	O-RING	1
3	-----	§ HOUSING	-
4	91F3	O-RING	1
5	24K-3	PLUG	1
6	6518723	NUT	1
7	5290880	O-RING	1
8	6518646	HOUSING; SPRING	1
9	6518647	SPOOL	1
10	6518725	WASHER	1
11	961443	SLEEVE	1
12	6518659	SPRING	1
13	6518725	WASHER	1
14	4149759	RETAINER	1
15	58K014	O-RING	1
16	6518726	SCREW, ADJ.	1
17	8D12	JAM NUT	1
18	6518653	COVER	1
19	58K014	O-RING	1
20	1579767	ORIFICE	1
21	58K014	O-RING	1
22	58K014	O-RING	1
23	305307	PIN	1
24	6518645	ACTUATOR	1
25	964013	SPRING	1
26	963957	GASKET	1
27	963956	LINK	1
28	6518654	LINK	1
29	6518655	STOP	1
30	6518661	LINK	1
31	1315140	RETAINER	1
32	6519023	RETAINER	1
33	964014	SLEEVE	1
34	25K-30102	O-RING	1
35	6518658	BUSHING	1
36	6518644	SHAFT	1
37	58K-012	O-RING	1

§ Not Sold Separately

**WHEN ORDERING PARTS, ALWAYS STATE MODEL AND SERIAL NO. OF MACHINE**

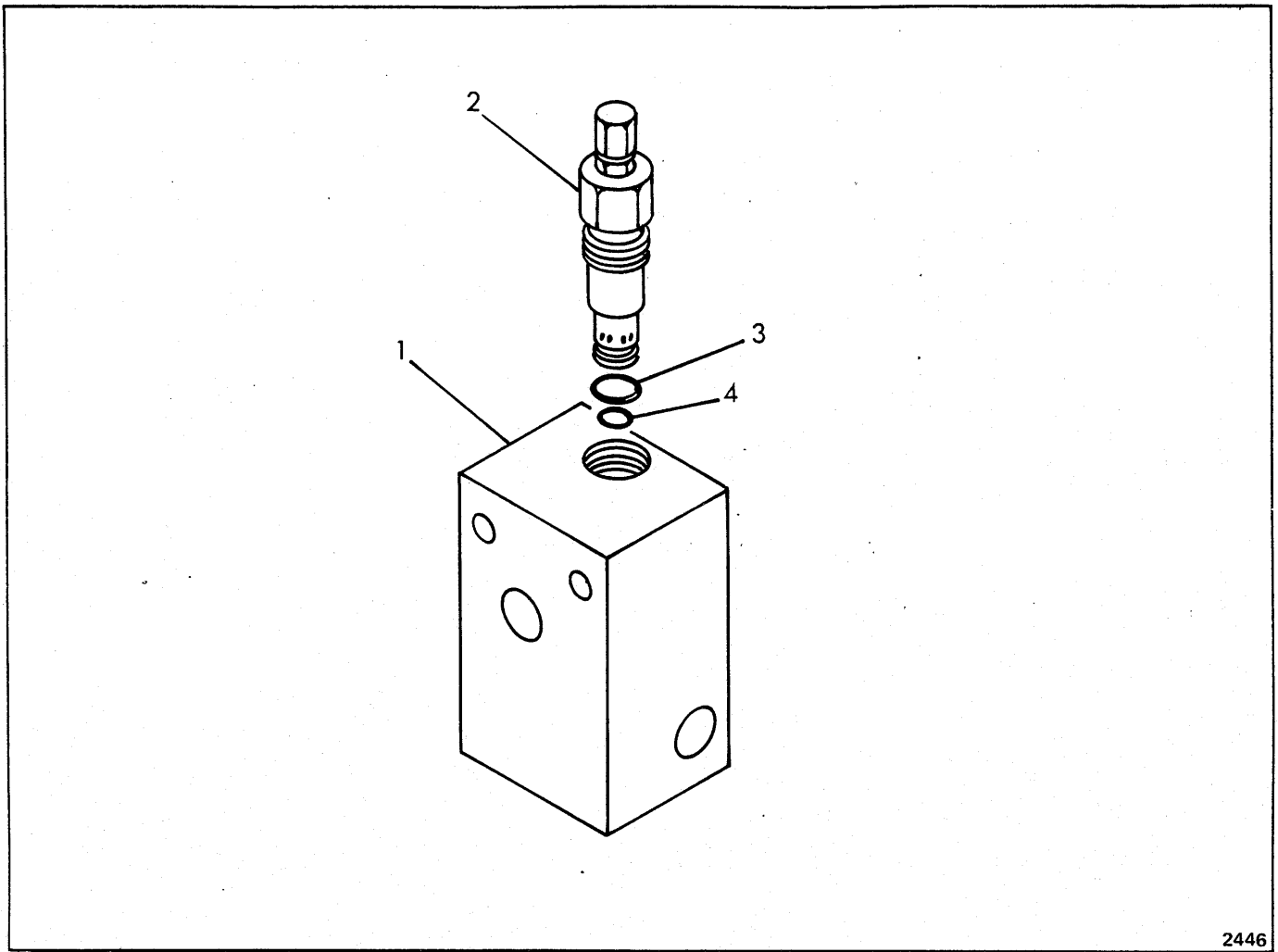
# CLARK EQUIPMENT COMPANY



## VALVE CONTROL LINKAGE – LIFT & EJECTION

Item	Part No.	Description	Qty.
1	1579473	LEVER, Lift .....	1
2	1550390	GRIP .....	1
3	1579464	HOUSING ASSY .....	1
4	1550390	GRIP .....	1
5	1579474	LEVER – Ejection .....	1
6	66D-20	NUT .....	1
7	1579467	SHAFT ASSY .....	1
8	1F-308	COTTER .....	1
9	4F-05062	PIN .....	1
10	1579466	LINK .....	1
11	4F-05062	PIN .....	1
12	1F-308	COTTER .....	1
13	1579467	SHAFT ASSY .....	1
14	66D-20	NUT .....	1
15	4F-05062	PIN .....	1
16	1579466	LINK .....	1
17	4F-05062	PIN .....	1
18	1F-308	COTTER .....	1
19	1F-308	COTTER .....	1
20	1579464	HOUSING ASSY .....	1
21	660178	PIN, Roll .....	1
22	660178	PIN, Roll .....	1

**WHEN ORDERING PARTS, ALWAYS STATE MODEL AND SERIAL NO. OF MACHINE**



2446

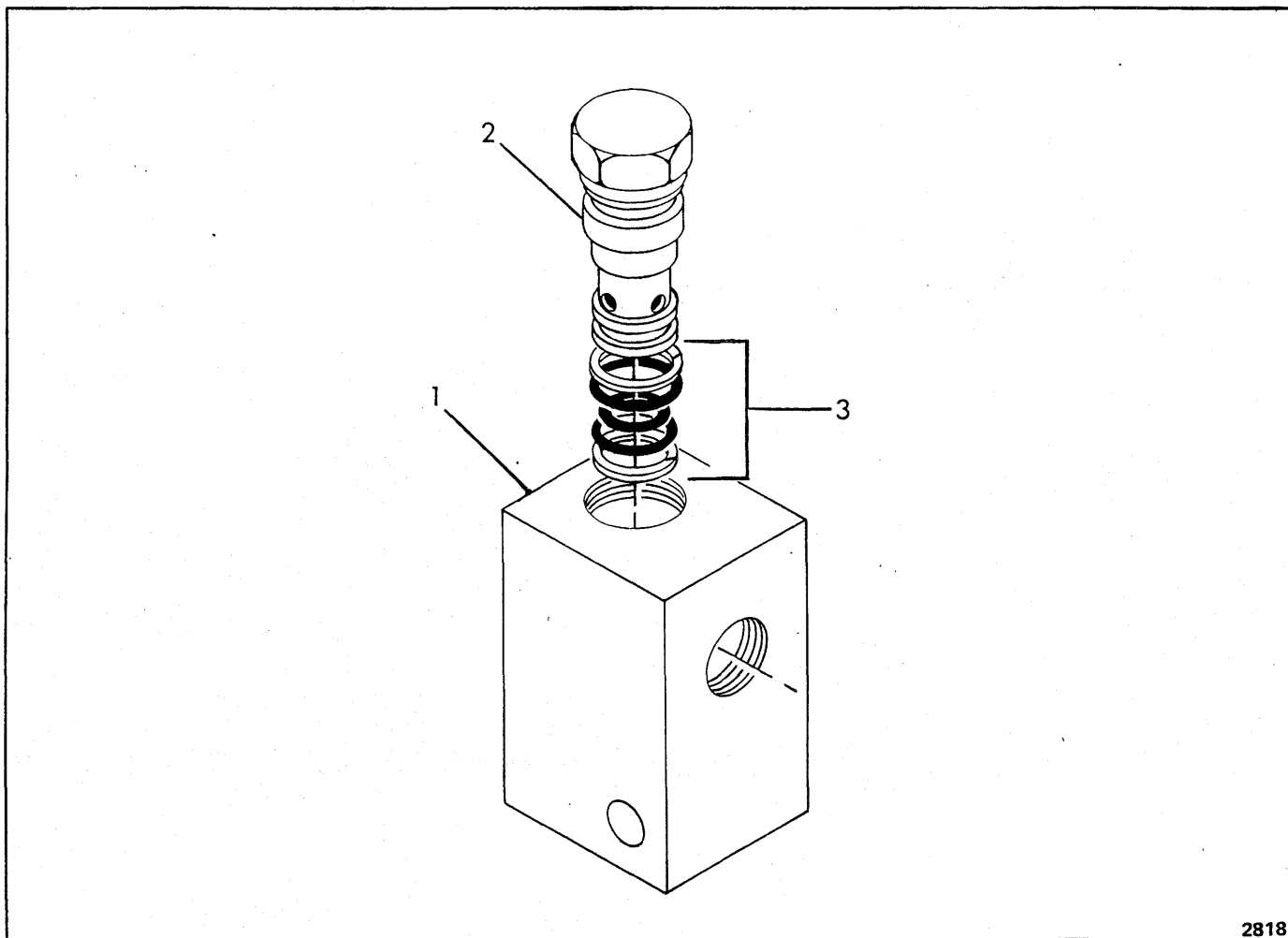
VALVE – PRESSURE RELIEF SUSPENSION – TRACTOR

Item	Part No.	Description	Qty.
A	2305159	VALVE ASSY (Inc 1 thru 4).....	1
1	---	SBODY.....	1
2	993642	VALVE, Relief.....	1
3	25K-40026	O-RING.....	1
4	742864	O-RING.....	1

§ Not Sold Separately

WHEN ORDERING PARTS, ALWAYS STATE MODEL AND SERIAL NO. OF MACHINE

CLARK EQUIPMENT COMPANY



2818

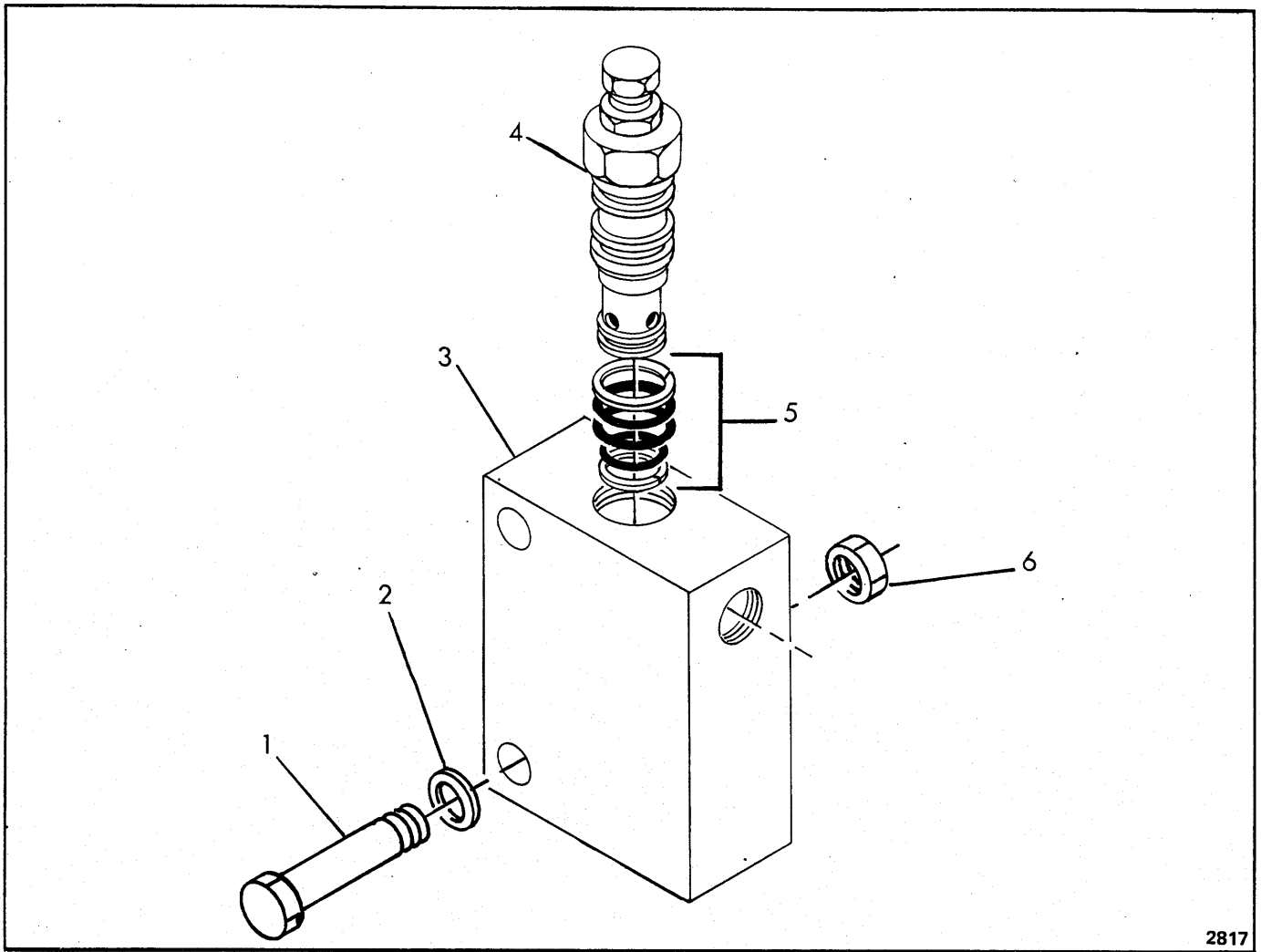
VALVE – BLEED – SUSPENSION

Item	Part No.	Description	Qty.
A	1586552	VALVE, Bleed (Inc 1, 2 & 3).....	1
1	---	SBODY (See "A") .....	1
2	963315	KIT, Cartridge .....	1
3	963316	KIT, Seal.....	1

§ Not Sold Separately

WHEN ORDERING PARTS, ALWAYS STATE MODEL AND SERIAL NO. OF MACHINE

# CLARK EQUIPMENT COMPANY



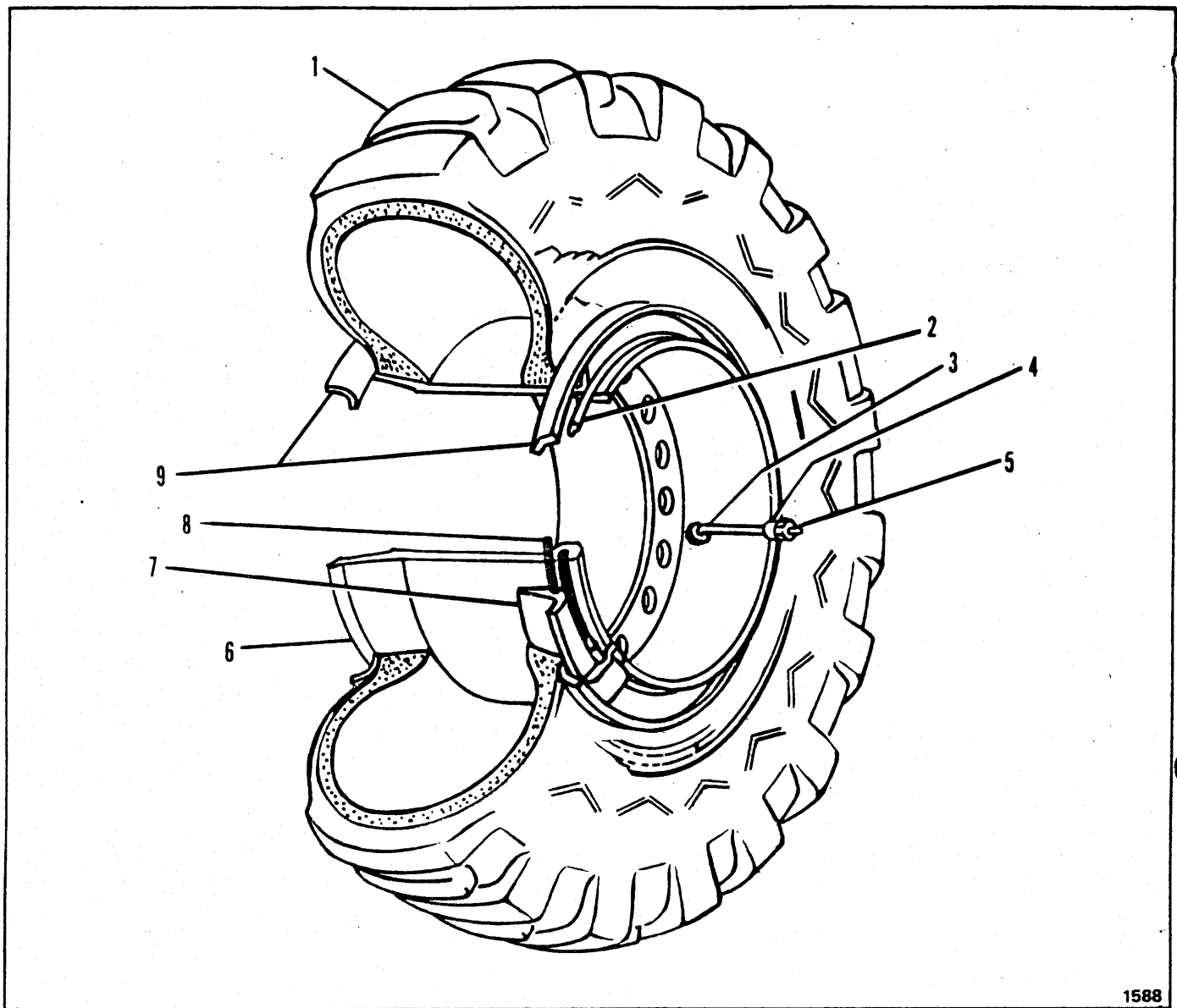
**VALVE – PRESSURE REDUCING – STEERING**

Item	Part No.	Description	Qty.
A	1586196	VALVE, Pressure Reducing (Inc 3, 4 & 5) .....	1
1	17C-532	BOLT .....	2
2	25E-16	WASHER .....	2
3	---	SBODY, Valve (See "A") .....	1
4	963241	KIT, Cartridge .....	1
5	963243	KIT, Seal .....	1
6	59D-05	LOCKNUT .....	2

5 Not Sold Separately

**WHEN ORDERING PARTS, ALWAYS STATE MODEL AND SERIAL NO. OF MACHINE**

# CLARK EQUIPMENT COMPANY



1588

## WHEEL AND TIRE DATA – SCRAPER AND TRACTOR

Item	26.5 x 29	26.5 x 25	Description	Qty.
------	-----------	-----------	-------------	------

NOTE: Quantities listed below are for two (2) Tire and Wheel Assemblies.

1	-----	-----	§TIRE .....	2
2	523253	580274	RING, Lock .....	2
3	509445	509445	VALVE STEM (Inc. 4 & 5) .....	2
4	551684	551684	ADAPTER, Valve Stem .....	2
5	551685	551685	CAP, Valve Stem .....	2
6	1568578	1533167	WHEEL .....	2
7	523252	553956	BAND, Bead Seat .....	2
8	513117	580278	O-RING .....	2
9	580479	516784	FLANGE .....	4
10	529310	529310	†PLUG, Water Filling .....	2
11	15G-1416	15G-1416	†SCREW .....	3

† Not Illustrated

§ Not Sold Separately

**WHEN ORDERING PARTS, ALWAYS STATE MODEL AND SERIAL NO. OF MACHINE**

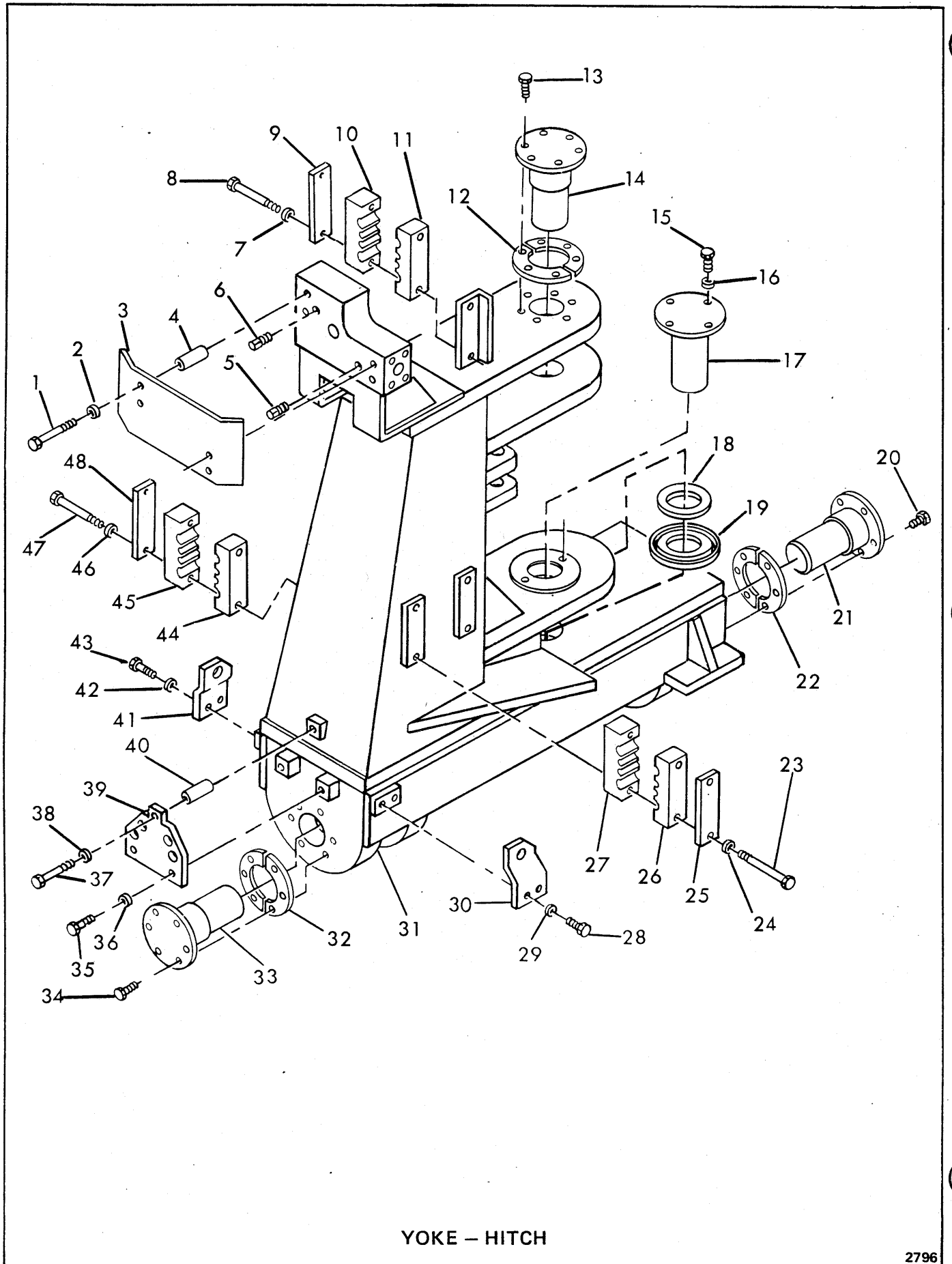


C

C

C

# CLARK EQUIPMENT COMPANY



YOKE - HITCH

2796

# CLARK EQUIPMENT COMPANY

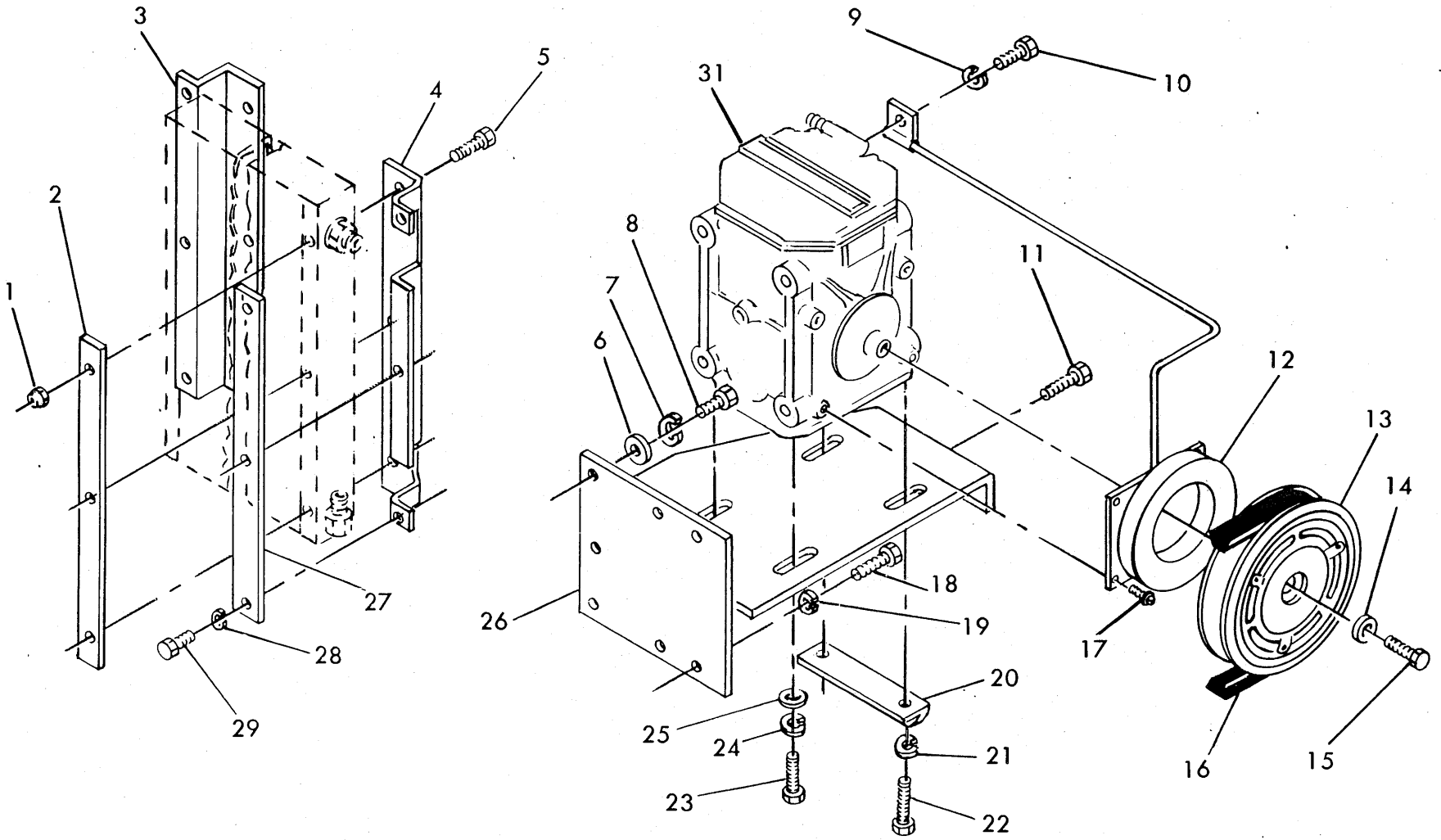
## YOKE -- HITCH

Item	Part No.	Description	Qty.
1	17C-652	BOLT . . . . .	4
2	4E-06	LKWSHR. . . . .	4
3	1586188	SHIELD . . . . .	1
4	1576977	SPACER . . . . .	4
5	16F-2	PLUG . . . . .	1
6	16F-2	PLUG . . . . .	1
7	4E-06	LKWSHR. . . . .	2
8	17C-648	BOLT . . . . .	2
9	1568641	FLAT . . . . .	1
10	1568305	CLAMP . . . . .	1
11	1568305	CLAMP . . . . .	1
12	1553153	‡SHIM . . . . .	—
13	33C-1036	BOLT . . . . .	6
14	1579403	PIN. . . . .	1
15	17C-1024	BOLT . . . . .	2
16	4E-10	LKWSHR. . . . .	2
17	1553152	PIN. . . . .	1
18	1553146	SEAL . . . . .	1
19	1553149	PLATE . . . . .	1
20	33C-1036	BOLT . . . . .	6
21	1579403	PIN. . . . .	1
22	1553153	‡SHIM . . . . .	—
23	17C-648	BOLT . . . . .	4
24	4E-06	LKWSHR. . . . .	4
25	1568641	FLAT . . . . .	2
26	1568305	CLAMP . . . . .	2
27	1568305	CLAMP . . . . .	2
28	17C-618	BOLT . . . . .	2
29	4E-06	LKWSHR. . . . .	2
30	1586431	PLATE . . . . .	1
31	1586098	YOKE, Hitch . . . . .	1
32	1553153	‡SHIM . . . . .	—
33	1579403	PIN. . . . .	1
34	33C-1036	BOLT . . . . .	6
35	17C-618	BOLT . . . . .	2
36	4E-06	LKWSHR. . . . .	2
37	17C-650	BOLT . . . . .	1
38	4E-06	LKWSHR. . . . .	1
39	1586430	PLATE . . . . .	1
40	1586487	SPACER . . . . .	1
41	1586484	PLATE . . . . .	1
42	4E-06	LKWSHR. . . . .	2
43	17C-618	BOLT . . . . .	2
44	1568305	CLAMP . . . . .	2
45	1568305	CLAMP . . . . .	2
46	4E-06	LKWSHR. . . . .	4
47	17C-648	BOLT . . . . .	4
48	1568641	FLAT . . . . .	2

‡ As Required

**WHEN ORDERING PARTS, ALWAYS STATE MODEL AND SERIAL NO. OF MACHINE**

COMPRESSOR ATTACHING PARTS



# CLARK EQUIPMENT COMPANY

## COMPRESSOR – ATTACHING PARTS

Item	Part No.	Description	Qty.
1	59D-4	NUT .....	6
2	1580414	STRAP .....	2
3	1580379	BRACKET, R.H. ....	1
4	1580378	BRACKET, L.H. ....	1
5	1C-428	BOLT .....	6
6	25E-18	WASHER .....	5
7	4E-06	LKWSHR .....	8
8	1C-616	BOLT .....	3
9	4E-06	LKWSHR .....	1
10	17C-612	BOLT .....	1
11	1C-624	BOLT .....	4
12	-----	SCOIL CLUTCH (See Item 30) .....	-
13	-----	SPULLEY, Clutch (See Item 30) .....	-
14	-----	SWASHER (See Item 30) .....	-
15	-----	SBOLT (See Item 30) .....	-
16	1580587	V-BELT .....	1
17	-----	SSCREW (See Item 30) .....	-
18	1C-716	BOLT .....	4
19	4E-07	LKWSHR .....	4
20	1580413	ANGLE, Adjusting .....	1
21	4E-06	LKWSHR .....	4
22	1580487	BOLT .....	4
23	-----	BOLT (See Item 22) .....	-
24	-----	LKWSHR (See Item 21) .....	-
25	25E-18	WASHER .....	2
26	1580586	BRACKET .....	1
27	1580380	STRAP .....	2
28	1E-04	LKWSHR .....	6
29	1C-428	BOLT .....	6
30	1581678	CLUTCH (Includes Item 12, 13, 14, 15 & 17) .....	1
31	1580373	COMPRESSOR .....	1

§ Not Sold Separately

**WHEN ORDERING PARTS, ALWAYS STATE MODEL AND SERIAL NO. OF MACHINE**



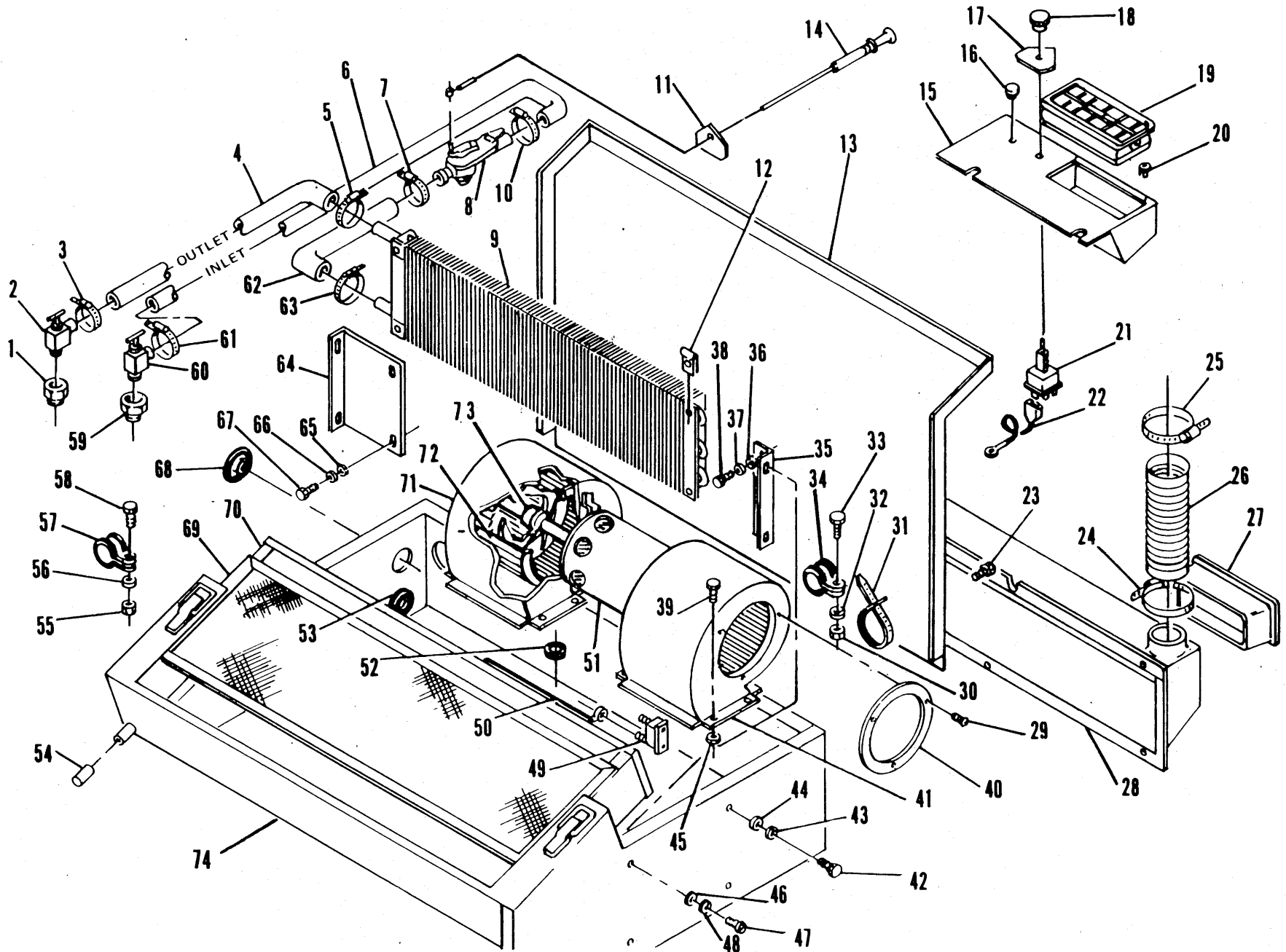
# CLARK EQUIPMENT COMPANY

## AIR CONDITIONER

Item	Part No.	Description	Qty.	Item	Part No.	Description	Qty.
1	1580399	CONDENSER .....	1	32B	1583425	HOSE, Drain .....	1
2	1580483	FITTING .....	1	33	1583417	CLAMP .....	1
3	1580372	CLAMP .....	1	34	1583430	TEE .....	1
4	1583422	HOSE .....	1	35	1580427	CLAMP .....	1
5	1580372	CLAMP .....	1	36	13E-10	LKWSHR .....	1
6	1580412	HOSE .....	1	37	85G-1012	SCREW .....	1
7	1583423	HOSE .....	1	38	1580427	CLAMP .....	1
8	1580372	CLAMP .....	1	39	12D-10	NUT .....	1
9	-----	STAPE .....	1	40	1583417	CLAMP .....	1
10	1580375	CLAMP .....	1	41	1580477	SCREW .....	2
11	1583429	BRACKET .....	1	42	1C-412	BOLT .....	1
12	1583432	COIL .....	1	43	5E-04	LKWSHR .....	1
13	61D-04	NUT .....	1	44	1581701	PLUG .....	2
14	5E-04	LKWSHR .....	1	45	1030299	GROMMET .....	1
15	25E-13	WASHER .....	1	46	1583431	TUBE .....	1
16	5E-04	LKWSHR .....	1	47	1580395	CLAMP .....	1
17	1C-408	BOLT .....	1	48	1580402	DRYER .....	1
18	1580368	KNOB .....	1	49	1580369	FITTING .....	1
19	1579898	DECAL, Temp. ....	1	50	1580372	CLAMP .....	1
20	1579054	SWITCH, Cold .....	1	51	-----	HOSE (See Item 4) .....	-
21	1580482	WIRE ASSY .....	1	52	1580371	VALVE, Expansion .....	1
22	1580430	WIRE ASSY .....	1	53	-----	HOSE (See Item 7) .....	-
23	1580639	TUBE .....	1	54	1580372	CLAMP .....	1
24	1583428	BRACKET .....	1	55	-----	COMPRESSOR (See Compressor - Attaching Parts) .....	1
25	1C-616	BOLT .....	1	56	1580372	CLAMP .....	1
26	30H-59	CLAMP .....	1	57	-----	HOSE (See Item 6) .....	-
27	4E-06	LKWSHR .....	1	58	12D-10	NUT .....	2
28	1580367	TIE, Strap .....	4	59	13E-10	LKWSHR .....	2
29	61D-06	NUT .....	1	60	1581700	CLAMP .....	2
30	25E-13	WASHER .....	2	61	85G-1012	SCREW .....	2
31	1C-408	BOLT .....	2	62	-----	BLOWER ASSY (See Heater, Pressurizer & Defroster Parts) .....	-
32	1583426	HOSE, Drain .....	1				
32A	1583427	HOSE, Drain .....	1				

§ Not Sold Separately

**WHEN ORDERING PARTS, ALWAYS STATE MODEL AND SERIAL NO. OF MACHINE**



HEATER, PRESSURIZER AND DEFROSTER PARTS



# CLARK EQUIPMENT COMPANY

## HEATER, PRESSURIZER AND DEFROSTER PARTS

Item	Part No.	Description	Qty.
1	19F-4	BUSHING .....	1
2	1580349	VALVE .....	1
3	1583417	CLAMP .....	1
4	1580428	HOSE .....	1
5	1583417	CLAMP .....	1
6	1580429	HOSE .....	1
7	1583417	CLAMP .....	1
8	1580386	VALVE, Inline .....	1
9	1579977	COIL .....	1
10	1583417	CLAMP .....	1
11	1579968	DECAL, Heat .....	1
12	1579995	NUT .....	4
13	961329	COVER .....	1
14	1580355	CABLE .....	1
15	961330	PLENUM EXTENSION .....	1
16	1580210	PLUG .....	1
17	1579967	DECAL, Fan Speed .....	1
18	1580357	KNOB, Switch .....	1
19	1579901	LOUVER ASSY .....	1
20	1580376	CLIP .....	4
21	1581559	SWITCH .....	1
22	1580480	WIRE ASSY .....	1
23	1C-408	BOLT .....	4
24	1545004	CLAMP .....	1
25	1545004	CLAMP .....	1
26	1580534	HOSE .....	1
27	1579897	LOUVER .....	1
28	961331	CHAMBER .....	1
29	58K-408	SCREW .....	6
30	61D-06	NUT .....	1
31	1736910	TIE .....	1
32	4E-06	LKWSHR .....	1
33	1C-616	BOLT .....	1
34	30H-50	CLAMP .....	1
35	1583428	BRACKET .....	1
36	25E-18	WASHER .....	2
37	8E-04	LKWSHR .....	2
38	1C-408	BOLT .....	2

Item	Part No.	Description	Qty.
39	1580477	BOLT .....	8
40	961250	PLATE, End .....	2
41	961248	HOUSING, R.H. ....	1
42	85G-1012	SCREW .....	6
43	14E-10	LKWSHR .....	6
44	25E-10	WASHER .....	6
45	12D-10	NUT .....	8
46	25E-14	WASHER .....	4
47	1C-408	BOLT .....	4
48	4E-04	LKWSHR .....	4
49	5209680	CIRCUIT BREAKER (20 Amp) ....	1
50	1580481	WIRE ASSY .....	1
51	1579059	BLOWER ASSY (Inc 29, 40, 71 thru 73) .....	1
51A	961139	†MOTOR, Replacement .....	1
52	1011708	GROMMET .....	1
53	1030229	GROMMET .....	1
54	---	CAP .....	2
55	12D-10	NUT .....	1
56	15E-10	LKWSHR .....	1
57	1581700	CLAMP .....	1
58	85G-1012	SCREW .....	1
59	19F-6	BUSHING .....	1
60	1580349	VALVE .....	1
61	1583417	CLAMP .....	1
62	---	HOSE .....	1
63	1583417	CLAMP .....	1
64	---	BRACKET .....	1
65	25E-14	WASHER .....	2
66	8E-04	LKWSHR .....	2
67	1C-408	BOLT .....	2
68	1581701	PLUG .....	2
69	1580224	SCREEN, Filter .....	1
70	1579050	CARTRIDGE, Filter .....	1
71	961249	HOUSING, L.H. ....	1
72	961246	WHEEL .....	2
73	961247	RETAINER .....	2
74	962646	HOUSING .....	1

† Not Illustrated

**WHEN ORDERING PARTS, ALWAYS STATE MODEL AND SERIAL NO. OF MACHINE**

# CLARK EQUIPMENT COMPANY

## OPTIONS AND ACCESSORIES

Item	Part No.	Description	Qty.	Item	Part No.	Description	Qty.
A	1585370	MIRROR KIT (Inc 1 thru 3)	1	3	1580595	DRIVE KIT	1
1	1585368	KIT, Mirror	1	4	1577737	PANEL	1
2	1585369	BLOCK, Tapped	2	5	1580478	WIRING & PLUMBING SCHEMATIC	1
3	1585371	DRAWING, Installation	1	6	1580592	INSTALLATION DWG	1
B	1575838	LOADING LIGHT KIT (Inc 1 thru 10)	1	F	1580594	HEATER, DEFROSTER & PRESSURIZER KIT (Inc 1 thru 5)	1
1	548088	FLOODLITE	2	1	1580404	HEATER ASSY KIT	1
2	1575834	ANGLE	2	2	1580406	PLENUM ASSY	1
3	1575835	BLOCK	2	3	1577737	PANEL	1
4	1575837	WIRE	1	4	1580478	WIRING & PLUMBING SCHEMATIC	1
5	4E-08	LKWSHR.	2	5	1580592	INSTALLATION DWG	1
6	60D-08	NUT	4	G	1581745	TURN SIGNAL & STOP LIGHT OPTION (Inc 1 thru 20)	1
7	17C-816	BOLT	2	1	1573020	WIRE	1
8	1579912	SWITCH	1	2	1558891	WIRE	1
9	1584310	FUSE HOLDER - 5 MAP.	1	3	5K-224	NIPPLE	1
10	1575838	INSTALLATION DWG	1	4	516775	CONNECTOR	1
C	1578305	DOME LIGHT OPTION (Inc 1 thru 9)	1	5	18F-02	TEE	1
1	1569947	DOME LIGHT	1	6	1551751	SWITCH, Stop Light	1
2	1550730	WIRE	1	7	1575639	WIRE, Tractor	1
3	1307187	GROMMET	1	8	1581718	WIRE, Scraper	1
4	85G-612	SCREW	3	9	1574438	DISCONNECT	6
5	1578304	PLATE	1	10	1571788	SIGNAL LIGHT	2
6	50D-06	NUT	3	11	1572776	TAIL LIGHT	2
7	30H-08	CLIP	8	12	85G-812	SCREW	2
8	1307834	LOCKSCREW	8	13	1582686	BRACKET, Tail Light	2
9	1578305	INSTALLATION DWG	1	14	1736910	TIE STRAP	18
D	1579241	QUICK START KIT (Inc 1 thru 5)	1	15	50D-08	NUT	6
1	1566028	QUICK START AID	1	16	1584320	PLATE	1
2	17C-416	BOLT	2	17	41G-816	SCREW	4
3	59D-04	NUT	2	18	884415	TERMINAL BOARD	1
4	1572143	PRESSURIZED CYLINDER	1	19	1580306	TURN SIGNAL SWITCH ASSY.	1
5	1579240	INSTALLATION DWG	1	20	1581719	INSTALLATION DWG	1
E	1580593	AIR CONDITIONER, HEATER, DEFROSTER & PRESSURIZER KIT (Inc 1 thru 6)	1	H	1582347	WINDSHIELD & WIPER KIT (Inc 1 thru 22)	1
1	1580405	AIR CONDITIONER KIT	1	1	1582336	WINDSHIELD ASSY (Inc 1A & 1B)	1
2	1580406	PLENUM EXTENSION ASSY	1				

**WHEN ORDERING PARTS, ALWAYS STATE MODEL AND SERIAL NO. OF MACHINE**

# CLARK EQUIPMENT COMPANY

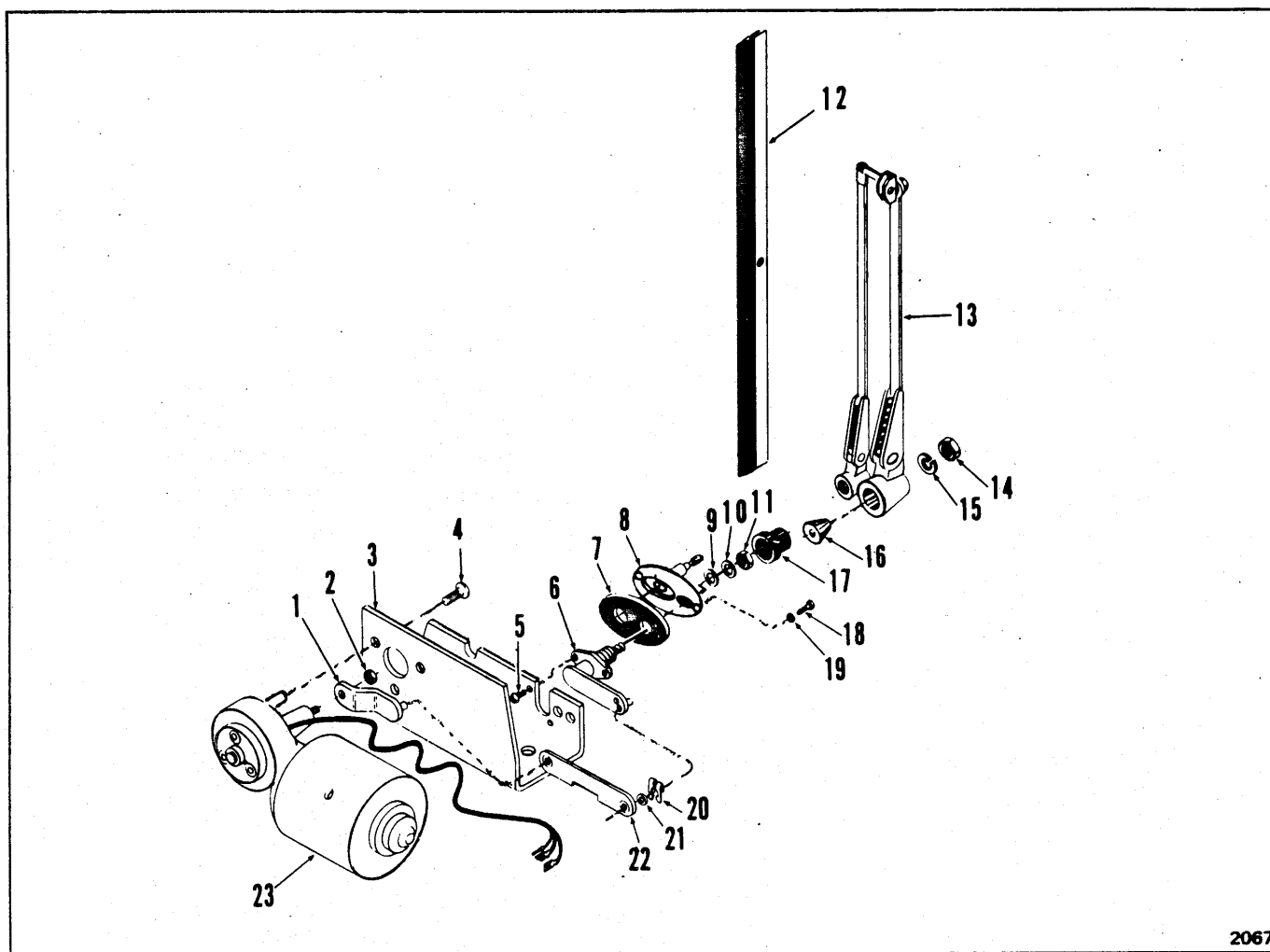
## OPTIONS AND ACCESSORIES

Item	Part No.	Description	Qty.	Item	Part No.	Description	Qty.
1A	1574522	GLASS . . . . .	1	19	1576101	TURN STOP INSTALLATION DWG. . . . .	1
1B	569694	MOLDING . . . . .	9'	20	1584140	INSTALLATION DWG . . . . .	1
2	17C-840	BOLT . . . . .	4	K	1584407	TACHOMETER OPTION (Inc 1 thru 8). . . . .	1
3	17C-616	BOLT . . . . .	1	1	1550983	TACHOMETER . . . . .	1
4	59D-08	NUT . . . . .	6	2	329659	ANGLE DRIVE JOINT . . . . .	1
5	59D-06	NUT . . . . .	1	3	1552006	FLEXIBLE SHAFT . . . . .	1
6	18C-436	BOLT . . . . .	2	4	1584404	TACHOMETER DRIVE ADAPTER	1
7	17C-856	BOLT . . . . .	1	5	1584403	TACH DRIVE SHAFT . . . . .	1
8	562698	SPACER . . . . .	1	6	1584406	RUBBER WASHER . . . . .	1
9	1582335	SUPPORT . . . . .	1	7	1584535	DRIVE ADAPTER, 90° . . . . .	1
10	17C-820	BOLT . . . . .	1	8	1584407	INSTALLATION DWG . . . . .	1
11	1580689	MOTOR & BRACKET ASSY. . . . .	1	L	1584662	COACH & CAR SEAT KIT (Inc 1 thru 26) . . . . .	1
12	1572979	PANTOGRAPH ADAPTER KIT . . . . .	1	1	1583721	SUSPENSION . . . . .	1
13	1572973	BRACKET . . . . .	1	2	1583222	FLAT . . . . .	2
14	1572978	PANTOGRAPH ARM . . . . .	1	3	1584985	HOSE . . . . .	1
15	1572977	WIPER BLADE . . . . .	1	4	1584986	HOSE . . . . .	1
16	672464	SPACER . . . . .	2	5	1584987	HOSE . . . . .	1
17	30H-14	CLAMP . . . . .	3	6	1303621	ADAPTER . . . . .	1
18	41G-1012	SCREW . . . . .	3	7	15K-03	ADAPTER . . . . .	1
19	25E-11	WASHER . . . . .	3	8	11K-03	ADAPTER . . . . .	1
20	50D-10	NUT . . . . .	3	9	15K-04	ADAPTER . . . . .	1
21	1579996	WIRE . . . . .	1	10	11K-04	ADAPTER . . . . .	1
22	1582334	INSTALLATION DWG . . . . .	1	11	17F-03	TEE . . . . .	1
J	1584086	ROPS, Canopy & Seat Belt Kit (Open Type) (Inc 1 thru 20) . . . . .	1	12	83F-05	ADAPTER . . . . .	1
1	1583975	CANOPY & WINDSHIELD ASSY . . . . .	1	13	30F-01	SERVICE TEE . . . . .	1
2	1581677	SEAT BELT KIT . . . . .	1	14	4E-05	LKWSHR. . . . .	2
3	1555673	TURN STOP . . . . .	1	15	669499	ELBOW . . . . .	2
4	1574948	SUPPORT . . . . .	1	16	19F-13	BUSHING . . . . .	1
5	652606	‡SHIM (.250) . . . . .	—	17	17C-524	BOLT . . . . .	6
6	604037	‡SHIM (.375) . . . . .	—	18	25E-15	WASHER . . . . .	4
7	655067	‡SHIM (.500) . . . . .	—	19	17C-812	BOLT . . . . .	4
8	1564317	PIN . . . . .	2	20	4E-08	LKWSHR. . . . .	4
9	1579996	WIRE . . . . .	1	21	1583702	SPACER . . . . .	8
10	1574927	WEATHER STRIP . . . . .	1	22	1583698	RAIL, Rear . . . . .	1
11	1573939	WEATHER STRIP . . . . .	1	23	1583699	RAIL, Front. . . . .	1
12	18C-856	BOLT . . . . .	6	24	59D-05	NUT . . . . .	6
13	18C-872	BOLT . . . . .	16	25	17C-520	BOLT . . . . .	2
14	18C-1032	BOLT . . . . .	5	26	585309	GROMMET . . . . .	3
15	1569335	BODY . . . . .	1	27	1584984	INSTALLATION DWG . . . . .	1
16	60D-08	NUT . . . . .	22				
17	60D-10	NUT . . . . .	5				
18	25E-21	WASHER . . . . .	44				

‡ As Required

**WHEN ORDERING PARTS, ALWAYS STATE MODEL AND SERIAL NO. OF MACHINE**

# CLARK EQUIPMENT COMPANY



2067

## WINDSHIELD WIPER ASSEMBLY

Item	Part No.	Description	Qty.
A	1580689	WIPER ASSY (Inc. 1 thru 6, 9 thru 11, 14 thru 23)	1
1	949308	ARM, Drive	1
2	949144	NUT	1
3	992892	BRACKET, Mounting	1
4	992896	SCREW	3
5	949143	SCREW	2
6	961140	SHAFT ASSY (Inc. 9 thru 11, 14 thru 17)	1
7	---	§GASKET	1
8	1572979	ADAPTER KIT (Inc. 7)	1
9	949180	WASHER (Fiber)	1
10	949181	WASHER	1
11	949182	NUT	1
12	1572977	BLADE, Wiper	1
13	1572978	ARM, Wiper	1
14	522028	NUT	1
15	9E-05	LKWSHR	1
16	949184	DRIVER (Knurled)	1
17	949183	CAP (Rubber)	1
18	90G-412	BOLT	2
19	8E-04	LKWSHR	2
20	890374	CLIP	2
21	890375	WASHER	2
22	890373	LINK	1
23	1580724	MOTOR, Replacement	1

§Not Sold Separately

**WHEN ORDERING PARTS, ALWAYS STATE MODEL AND SERIAL NO. OF MACHINE**

**Numerical Index  
Index Numérique  
Nummern-Verzeichnis  
Indice Numérico  
Indice Numérico**

**CLARK**

100675	A11	122701	A3	205928	T3, T9	217628	T8
100838	C9	122996	A11	207873	C9	217629	T8
100970	A5	123382	A9	208261	C7	217632	T5
101411	A11	123746	A11	209673	C7	217648	T5
101424	A11	123793	A3	209791	C7	217649	T5
102313	A5	123839	A3, A7	211433	T3	217650	T5
102314	A5	123840	A3	214084	H13	217651	T5
102359	A11	123848	A5	214337	T8	217652	T5
102360	A11	123849	A5	214668	V3	217653	T3
102381	A11	123850	A11	214925	C9	217686	T12
102382	A11	123851	A11	215502	E22	217687	T12
102384	A11	123856	A5	215909	H15, P5	217688	T12
103216	A5	123859	A5	216095	C9	217689	T8
104412	A3, A7	123860	A5	216355	C9	217690	T8
104645	B5	123865	A9	216615	C9	217691	T8
106358	T5	123870	A9	217099	T13, T15	217692	T14
106547	A3, A9	123871	A9	217128	T10, T11	217693	T7
106572	A5	123872	A9	217130	T14	217698	T6
106750	F9	123873	A9	217133	T14	217699	T6
106762	A5, A11, E11	123876	A9	217136	T14	217700	T6
107348	A5	124090	A9	217137	T14	217702	T6
107481	A9, B4	124095	A5	217138	T14	217704	T6
107897	F7	124241	A9	217141	T14	217705	T6
107977	A9	124243	A9	217155	T15	217706	T6
107978	A9	124244	A9	217158	T15	217708	T6
110522	A9	124246	A9	217161	T13, T15	217709	T6
110543	A9	124472	A3	217164	T13, T15	217710	T6
111437	A11	124543	A7	217280	T13	217711	T6
111656	A3, A7	124573	A5	217334	T13, T14, T15	217715	T12
111691	A9	124574	A5	217341	T10, T11	218358	T3
111695	A9	124575	A5	217342	T12	218376	T3
111696	B4	124576	A5	217343	T10, T12	218703	T12
111750	A9	124577	A5	217361	T13, T15	218713	C9
111785	A11	124578	A5	217386	T7	218714	C9
112278	A3, A11	124579	A5	217388	T13	218715	C9
113124	A11	125069	A9	217397	T14	218716	C9
114259	A9	125496	A11	217398	T8	218717	C9
117225	A3	125573	A9	217411	T13, T15	218719	C9
117336	A3	125574	A9	217415	T14	218721	C9
118773	A12	125575	A9	217416	T14	218722	C9
118774	A12	126415	A11	217420	T14	218723	C7
118775	A12	126468	A9	217475	C7	218725	C7
118776	A12	127781	A5	217488	T9	218728	C7
118782	A3	127819	A3	217490	T9	218729	C7
118783	A3	128037	A9	217499	T3	218731	C7
118785	A3	128038	A9	217500	T7, T9	218733	C7
118787	A3	128379	A3, A7	217502	T10, T11	218734	C7
118790	A3	128852	B6	217504	T9	218737	C7
118791	A3	128853	B7	217506	T7, T9, T10, T11	218738	C7
118803	A12	129312	A11	217507	T7, T9, T10, T11	218739	C7
118982	A9	129313	A11	217508	T7, T9	218740	C7
119141	A3, A7	129317	A11	217509	T13, T15	218741	C7
119217	A3	129319	A11	217510	T14	218742	C7
119218	A3	129549	A11	217518	T3	218743	C7
119469	A3, A5	187986	A5	217519	T3	218744	C7
120546	A5	189007	A3	217536	T3	218745	T12
120707	A3	200216	H5	217537	T3	218749	C9
120771	A3, A7	201262	C7, T12	217544	T7	218750	C9
121166	A5	201398	C7	217545	T9	218757	C9
121214	A3	201401	V7	217562	T3	218777	C9
121933	A12	201566	V7	217598	T8	218778	C9
121934	A12	202459	C7	217599	T13, T14, T15	218779	C7
122443	A11	203253	C9	217619	T3	218782	C9
122444	A11	204347	C7	217626	T12	218791	C7

218855	C9	226056	C7	232285	T14	516784	W2
218859	C9	226595	C9	232394	T13, T15	517089	H15
218861	C7	226858	A3	232731	T5	522028	Z10
219413	P4	227064	C7	232779	T14	523252	W2
220965	B4	227076	V3	233112	V7	523253	W2
220968	B4	227087	V3	233124	T13	525293	T3
220969	B4	227292	V3	233249	P4	527684	B11
220983	T5	227418	T5	233406	T7	529310	W2
221391	C9	227422	T5	233598	C7	529792	H2
221478	C9	227423	T5	233715	C7	531684	E11, H7
221871	T6	227495	T13, T15	233824	T7	533463	H7
221992	C9	227550	T5	233947	T10, T11	539481	B11
222008	C9	227555	T5	233948	T10, T11	540888	B11
222019	C9	227556	T5	233949	T7	546803	H17
222027	C7	227557	T5	234777	H17	547007	H17
222031	C7	227558	T5	235009	V7	548088	S7, Z8
222038	C9	227560	T5	235050	C9	551015	E23
222041	T5, V3, V7	227561	T5	235321	T8	551090	E23
222067	T6	227562	T5	235322	T8	551244	S7
222179	T3	227563	T5	235324	T11	551251	E7
222181	C7, T10, T11, T12	227564	T5	235325	T8	551684	W2
222221	C9	228094	T5	235590	V7	551685	W2
222223	C9	228095	T5	235593	C9	552161	C9, P4
222233	T3	228096	T5	235961	C9	553956	W2
222263	C9	228499	V3	236395	E7	554843	H5
222265	C9	228500	V3	236781	T14	559173	H17
222266	C9	228987	C9	236986	C9	559192	H17
223378	A5	229063	T7	236987	C9	559194	H17
223387	T7	229065	T9	237154	T3	562698	Z9
223570	C7	230084	V7	237158	T3	566092	H17
223740	T7, T9, T10, T11	230086	V7	237167	C9	569070	R3
223852	T14	230088	V7	237169	T7, T9, T10, T11	569694	C3, Z9
223856	T7	230089	V7	237170	T15	569909	F7
223862	A11	230091	V7	237171	T15	570988	E11
223866	C9	230092	V7	237172	T15	572876	F9
223879	T8	230093	V7	237174	T15	573071	H3
223900	C7	230096	V7	237175	T15	574442	H8
223901	T7	230097	V7	237179	T15	580274	W2
223961	C9	230098	V7	237181	T15	580278	W2
223982	T10, T11, T14	230099	V7	237182	T15	580479	W2
223988	C9	230100	T5	237183	T15	582702	E7
224009	C7	230101	T5	237184	T15	584501	R3
224031	A5	230102	T5	237231	C9	584502	R3
224036	C9	230103	T5	237328	T3	584891	E7
224039	C9	230104	T5	237520	T14	585309	Z9
224066	A3	230105	T5	238747	T6	586853	H19
224083	A9	230106	T5	238748	T6	588399	H17
225310	V7	230107	V7	239182	T6	591896	H15
225385	C9	230111	V7	239184	T6	593026	B8
225400	T10, T11	230113	V7	253323	T8	593027	B5
225763	C7, T12	230114	V7	285468	C7	593028	B5
225768	T14	230520	T5	285604	T3	593227	E7
225778	C9	230591	V7	302602	C9	593388	B11
225781	C9	230594	C9	305307	V13	593449	B11
225840	T7, T9	230606	T3	329659	Z9	593465	H17
225841	T7	230610	T3	356612	B9	593650	B11
225842	T9	230613	T3	356624	H19	600259	E3
225844	T10, T11	230697	V7	425413	B11	604037	Z9
225846	T7	230777	H19	507688	T8	604617	H9, H15
225850	T12	231134	T5	507815	B11	609926	H9
225851	T3	231515	V7	509445	W2	613226	H9
226025	C9	231592	C7	510452	B11	613750	V9
226026	C7	232166	C9	513117	W2	614667	H15
226027	C7	232167	C9	516775	Z8	616786	C9

**Numerical Index  
Index Numérique  
Nummern-Verzeichnis  
Indice Numérico  
Indice Numérico**

**CLARK**

616792	P4	742864	V15	943957	F10	949144	Z10
616800	E11, F9	743108	H13	944640	H3	949173	E13
626582	B11	743314	T5	944688	P2	949174	E13
626718	S7	743459	V7	944744	H2	949175	E13
632336	E5	743670	T13	944745	H2	949176	E13
633157	V3	755754	H7	944746	H2	949180	Z10
633332	H17	763653	H13	944872	S7	949181	Z10
648334	A11	774024	A3	944981	S3	949182	Z10
652402	S7	774197	A9	944982	S3	949183	Z10
652606	Z9	774198	A9	945019	E19	949184	Z10
654154	E11	774199	A9	945021	E19	949308	Z10
654724	T5	786207	E23	945029	B9	949325	H2
655067	Z9	791018	T14	945034	B9	949370	B8
658019	A11	791085	E11	945035	B9	949543	H3, E3
658987	E11	791457	L3	945036	B9	955249	E3
659041	T5, V5	799119	S5	945037	B9	955321	B9
659065	V7	799759	S5	945038	B9	955323	B9
659624	B3, B11	801851	E22, H17	945040	B9	955326	B9
659764	T7, T9, T10, T11	815377	A9	945041	B9	960111	P3
659924	B11	815423	A11	945042	B9	960134	S5
660178	V14	815971	T5	945043	B9	960136	S5
660181	E11	816018	A9	945044	B9	960138	S5
660516	T10, T11	840535	B6, B7	945047	B4	960203	H3
660821	V7	850786	A7, B3	945051	B4	960204	H3
661427	H15	857933	B9	945798	S5	960205	H3
661428	H17	862648	B8	945804	S5	960206	H3
661433	H15	862652	B8	946187	P2	960207	H3
662487	H13	862653	B8	946401	P9	960695	P3
662770	V7	862655	B8	946632	P9	960700	P3
663834	C9	862656	B8	946635	P9	960835	V9
664140	P4, T5	862738	B8	946936	B8	960837	B6, B7
666587	T5	863364	R3	946937	B8	960964	V9
666848	H17	872712	B4	946938	B8	960965	V9
667279	A11	873039	B11	946939	B8	961139	Z7
669499	Z9	875012	B11	946940	B8	961140	Z10
672464	Z9	884415	Z8	947084	S5	961246	Z7
672907	A5	886719	B4	947166	S5	961247	Z7
675543	C7	886739	V9	947740	B9	961248	Z7
675745	H15	886753	V9	947746	V5	961249	Z7
710034	A9	887590	P4	947752	V5	961250	Z7
710035	A9	890373	Z10	947926	B6, B7	961329	Z7
710777	P7	890374	Z10	947928	B6, B7	961330	Z7
710790	C7	890375	Z10	947931	B6, B7	961331	Z7
710791	C7, T8	892287	B9	947932	B6, B7	961348	P7
711053	H15	894085	V9	947933	B6, B7	961349	P7
711153	A7	896152	H4	947934	B6, B7	961350	P7
711154	A7	896153	H4	947935	B6, B7	961371	E17
711161	C9, T8	896497	S9	948267	P9	961372	E17
711257	A7, B3, B11	896544	S9	948983	E22, H4	961390	P7
712204	H13	899605	P3	949077	V5	961441	V11
730135	E24	905074	S9	949079	V5	961442	V11
730335	V5	906137	S9	949081	V5	961443	V13
730468	H11	906138	S9	949082	V5	961445	P10
730503	T8	940250	P2	949083	V5	961451	V11
730618	S5	940251	P2	949084	V5	961901	B6, B7
731163	H19	940256	P3	949085	V5	962269	P9
731235	H13	940257	P3	949086	V5	962270	P9
731283	C7	940259	P3	949088	V5	962318	S5
731284	E11	941238	B8	949089	V5	962369	B11
731714	V7	942405	B4	949090	V5	962551	E17
731964	T5	942646	B11	949091	V5	962552	E17
731978	H11	942735	P2	949092	V5	962553	E17
737143	H15	942749	P2	949093	V5	962554	E17
742243	T12	943374	T6	949143	Z10	962555	E17

962646	Z7	1313653	A7	1550481	V5	1564742	H15
963208	V9	1313685	A7	1550482	V5	1564752	P5
963029	V9	1315109	H13	1550483	V5	1564782	E11
963210	V9	1315140	P7, V13	1550567	S5	1564802	E19
963211	V9	1315531	E11	1550569	S5	1564803	E19
963212	V9	1318334	A5	1550570	S5	1564804	E19
963213	V9	1318335	A5	1550571	S5	1564831	E19
963214	V9	1318336	A5	1550573	S5	1564832	E19, E22
963216	V9	1318337	A5	1550584	S5	1564833	E19, E22
963217	V9	1319539	H13	1550585	S5	1564834	E19
963218	V9	1320110	P7	1550730	Z8	1564835	E19
963219	V9	1320111	E17	1550754	E11	1564836	E19
963220	V9	1320113	E17	1550842	A7	1564837	E19
963221	V9	1323191	L3	1550899	B11	1564838	E19
963222	V9	1503465	C10, C11,	1550934	B11	1564844	E11
963223	V9		C12, C13, C14	1550963	E7	1564927	E3
963226	V9	1503830	H17	1550973	A7	1565036	F9
963227	V9	1505580	B11	1550974	A7	1566028	Z8
963228	V9	1508222	C10	1550983	Z9	1566413	H19
963229	V9	1508568	F3	1550987	F5	1566422	B11
963241	V17	1511539	C11, C12, C13, C14	1551008	S7	1566428	V5
963243	V17	1513244	E21	1551022	B11	1566481	E13
963276	V5	1513548	E3	1551024	L4	1566619	H4
963277	V5	1516076	E24	1551126	V5	1566622	E22, H4
963315	V16	1519195	C10	1551321	B11	1566791	P9
963316	V16	1520566	H17	1551476	H17	1566794	P9
963430	P11	1523210	E25	1551751	Z8	1566795	P9
963566	P7	1524268	E24	1552006	Z9	1566796	P9
963567	P7	1525205	E21	1552071	F7	1566872	S5
963572	P7	1525908	C14	1552075	F7	1566881	P9
963573	P7	1527092	F9	1553146	Y3	1566957	H8
963718	P7	1527276	R3	1553149	Y3	1567065	H4
963720	P7	1527543	B5	1553152	Y3	1567066	H4
963725	P7	1529233	E7	1553153	Y3	1567085	S9
963726	P10	1529315	E21	1555455	S7	1567103	F10
963727	V13	1529624	E21	1555673	Z9	1567152	B11
963831	S9	1530208	R3	1557540	H17	1567154	B11
963956	V13	1530638	H19	1557961	F10	1567156	H5
963957	V13	1533167	W2	1557962	F10, H5	1567157	B11, S5
963980	V9	1533888	B3	1558143	H17	1567162	B11
963981	V9	1534136	E5	1558167	H17	1567176	F5, F9
964013	V13	1534305	E3	1558644	F10	1567182	B3, B11
964014	V13	1535938	E23	1558674	H5	1567189	B3, B11
980834	V9	1536030	E23	1558821	S7	1567200	B11
992892	Z10	1536095	H19	1558891	Z8	1567402	S7
992896	Z10	1536118	H19	1559162	A7	1567584	H15
993642	V15	1536234	C10, C11,	1559172	A7	1568305	Y3
995493	V11		C12, C13, C14	1559315	A7	1568499	F9
996374	S9	1536235	C10, C11,	1559774	A7	1568578	W2
1011127	B11		C12, C13, C14	1559775	A7	1568581	H17
1011708	Z7	1542966	E7, E9	1562568	H19	1568641	Y3
1030229	Z7	1543010	E26	1563297	C3	1569335	Z9
1030299	Z5	1543286	E3	1563766	N2	1569676	E3
1301186	P7	1544899	F9	1564152	S7	1569947	Z8
1302554	V7	1545004	Z7	1564161	E11	1571023	F9
1303621	Z9	1545186	B11	1564254	E25, N2	1571025	F9
1304047	A3	1545818	P5	1564317	C3, S7, Z9	1571745	E23
1304048	A3	1545824	P5	1564651	E25	1571788	Z8
1304732	V7	1549444	S5	1564674	S7	1572117	F10
1306005	E15	1550092	S5	1564690	H7, H8	1572143	Z8
1307187	Z8	1550094	S5	1564694	F7	1572218	H17
1307834	Z8	1550095	S5	1564710	H13	1572223	E23
1309831	P7	1550385	V5	1564729	B11	1572229	H17
1310121	E7	1550390	V14	1564730	B11	1572235	H17



Numerical Index  
Index Numérique  
Nummern-Verzeichnis  
Indice Numérico  
Indice Numérico

1572245	H17	1575041	E7, E9	1578289	S7	1580379	Z3
1572253	F9	1575082	E11	1578304	Z8	1580380	Z3
1572262	A7	1575083	E11	1578305	Z8	1580386	Z7
1572278	R3	1575102	E11	1578310	E7	1580395	Z5
1572396	E25	1575132	S7	1578330	H5	1580399	Z5
1572397	E25	1575267	S7	1578376	F9	1580402	Z5
1572776	Z8	1575353	F10	1578398	E9	1580404	Z8
1572811	A3	1575443	H7	1578618	B9	1580405	Z8
1572820	A3	1575447	S7, P5	1578619	B11	1580406	Z8
1572836	F7	1575639	Z8	1578774	B3, B9	1580412	Z5
1572837	F7	1575834	Z8	1578799	H17	1580413	Z3
1572890	F7	1575835	Z8	1578802	V7	1580414	Z3
1572915	C14	1575837	Z8	1578806	S7	1580427	Z5
1572973	Z9	1575838	Z8	1578808	S7	1580428	Z7
1572977	Z9, Z10	1575903	R3	1578891	S7	1580429	Z7
1572978	Z9, Z10	1576101	Z9	1579050	Z7	1580430	Z5
1572979	Z9, Z10	1576115	S7	1579054	Z5	1580454	R3
1573020	Z8	1576117	S7	1579059	Z7	1580477	Z5, Z7
1573248	S7	1576197	H7	1579240	Z8	1580478	Z8
1573264	S7	1576479	H7	1579241	Z8	1580480	Z7
1573268	S7	1576480	H8	1579268	S7	1580481	Z7
1573286	A5, E11	1576774	E3	1579403	Y3	1580482	Z5
1573325	F3	1576799	P4	1579464	V14	1580483	Z5
1573571	E23	1576814	R3	1579466	V14	1580487	Z3
1573854	C3	1576815	F9	1579467	V14	1580534	Z7
1573856	C3	1576816	H19	1579473	V14	1580586	Z3
1573858	C3	1576977	Y3	1579474	V14	1580587	Z3
1573869	C3	1577124	E24	1579478	E15	1580592	Z8
1573916	C3	1577127	E24	1579527	B11	1580593	Z8
1573917	C3	1577190	E24	1579569	E15	1580594	Z8
1573933	C3	1577267	N2	1579586	E11	1580595	Z8
1573939	Z9	1577290	E15	1579612	E15	1580617	E15
1573946	C3	1577320	F9	1579767	V13	1580639	Z5
1574048	S3	1577321	F9	1579768	P7	1580689	Z9, Z10
1574262	C3	1577345	N2	1579802	P3	1580724	Z10
1574263	C3	1577363	S7	1579803	P2	1580790	E11
1574308	B3, B11	1577381	A7	1579828	F3, F7	1580883	S7
1574438	Z8	1577382	A7	1579829	F7	1580933	A7
1574448	H5	1577404	E11	1579830	F7	1580958	S7
1574465	F7	1577435	E23	1579897	Z7	1580961	E15
1574466	C3, C12, C13, C14, E26, F5, F9	1577437	E15	1579898	Z5	1580971	E15
1574492	E11, F7	1577491	P7	1579901	Z7	1581081	E11
1574522	Z9	1577492	P7	1579912	E3, Z8	1581226	E11
1574686	S7	1577493	P7	1579913	E3	1581334	V5
1574699	C11, C12, C13, C14	1577494	P7	1579967	Z7	1581536	E23
1574700	C11, C12, C13, C14	1577495	P7	1579968	Z7	1581545	E23
1574730	S7	1577496	P7	1579977	Z7	1581559	Z7
1574737	C11	1577497	P7	1579995	Z7	1581632	S7
1574738	C11	1577552	V5	1579996	Z9	1581639	S7
1574827	F7	1577556	V5	1580210	Z7	1581677	Z9
1574832	E15	1577571	P3	1580224	Z7	1581678	Z3
1574846	E13	1577575	V5	1580306	Z8	1581700	Z5, Z7
1574859	S7	1577602	H4	1580349	Z7	1581701	Z5, Z7
1574860	S7	1577737	Z8	1580355	Z7	1581718	Z8
1574861	S7	1577810	A3	1580357	Z7	1581719	Z8
1574927	C3, Z9	1577936	C14	1580367	Z5	1581745	Z8
1574941	E9	1577951	S7	1580368	Z5	1581830	E7
1574948	C3, Z9	1577952	S7	1580369	Z5	1581831	F7
1575031	B11	1578130	H4	1580371	Z5	1581832	E7
1575033	B11	1578180	F5, F7	1580372	Z5	1582015	F9
1575035	B11	1578184	F5, F7	1580373	Z3	1582262	L3
1575037	B11	1578186	F5	1580375	Z5	1582263	L4
1575039	B11	1578197	F5	1580376	Z7	1582264	L3
		1578288	S7	1580378	Z3	1582265	L4

1582266	E5, L4	1584238	E5	1585307	H7, H11	1586107	F7
1582334	Z9	1584239	E5	1585368	Z8	1586111	F7
1582335	Z9	1584240	E5	1585369	Z8	1586112	F7
1582336	Z8	1584241	E5	1585370	Z8	1586123	S10
1582347	Z8	1584242	E5	1585371	Z8	1586124	S10
1582616	F10	1584243	E5	1585430	H7	1586125	S10
1582622	F10	1584244	E5	1585441	B11	1586126	S10
1582672	B11	1584245	E5	1585616	F7	1586128	F7
1582686	Z8	1584246	E5	1585631	H15	1586156	S10
1582732	E11	1584247	E5, E7	1585668	A7	1586170	S7
1582764	B11, E5	1584249	E3, E5	1585673	C13	1586172	F7
1583222	Z9	1584251	E7	1585674	C14	1586174	F3
1583417	Z5, Z7	1584252	E7	1585681	C13	1586188	Y3
1583422	Z5	1584254	E3	1585682	C14	1586196	V17
1583423	Z5	1584256	E5	1585683	C11, C12, C13, C14	1586197	F7
1583425	Z5	1584265	E5, E7	1585684	C11	1586208	B3
1583426	Z5	1584274	E3, E5	1585685	H15	1586209	B3
1583427	Z5	1584275	E7	1585686	H15	1586210	B3
1583428	Z5, Z7	1584310	Z8	1585687	H15	1586211	B3
1583429	Z5	1584320	Z8	1585689	H15	1586212	B3
1583430	Z5	1584403	Z9	1585693	H15	1586213	B3
1583431	Z5	1584404	Z9	1585694	H15	1586219	B3
1583432	Z5	1584406	Z9	1585695	H15	1586228	H9
1583494	F5	1584407	Z9	1585721	C14	1586233	E11
1583616	E11	1584424	E21	1585724	C14	1586238	H9
1583698	Z9	1584426	E21	1585727	C11, C12, C13, C14	1586239	B3
1583699	Z9	1584429	E21	1585728	S7	1586240	B3
1583702	Z9	1584535	Z9	1585731	C14	1586241	B3
1583721	Z9	1584620	E13	1585732	C13	1586242	B3
1583727	E11	1584629	E11	1585735	F9	1586244	H9
1583730	E11	1584632	E11	1585741	C11	1586245	H9
1583741	E11	1584658	E17	1585766	C10	1586248	H9
1583744	E11	1584662	Z9	1585826	C10	1586250	H9
1583746	E11	1584727	E11	1585829	C10	1586252	H8
1583750	E11	1584784	E11	1585830	C10	1586253	B3
1583755	E11	1584786	E11	1585831	C10	1586254	H9
1583763	E11	1584855	S3	1585832	C10	1586279	C12
1583765	E11	1584891	P9	1585836	F3	1586287	C12
1583766	E11	1584920	S7	1585841	F3	1586288	H9
1583768	E11	1584923	S7	1585863	E26	1586289	H9
1583781	E11	1584939	S7	1585864	E26	1586290	B3
1583782	E11	1584942	S7	1585865	E26, F3	1586291	B3
1583843	N2	1584943	S7	1585876	F3	1586292	C12
1583944	N2	1584945	H17	1585877	F3	1586297	H8
1583950	N2	1584965	S7	1585902	E26	1586299	H8
1583951	N2	1584966	H17	1585906	C10	1586305	E26
1583952	N2	1584969	L4	1585908	F7	1586312	C10
1583975	Z9	1584970	L4	1585916	F3	1586314	H8
1583976	E7, E9	1584974	L4	1585924	F3	1586315	C11
1583984	E3	1584984	Z9	1585926	H17	1586334	E11
1584015	N2	1584985	Z9	1585928	H17	1586337	E11
1584048	N2	1584986	Z9	1585951	H9	1586339	E11
1584086	Z9	1584987	Z9	1585959	F7	1586343	S10
1584114	H15	1585078	E11, F5	1586027	H13	1586347	B3
1584140	Z9	1585088	E23	1586037	F5	1586348	B3
1584174	E11	1585095	E11	1586075	F7	1586349	H8
1584229	E3, E5	1585097	E11	1586077	F3	1586352	H9
1584231	E5	1585104	E11	1586078	F3	1586353	H9
1584232	E5	1585216	H15	1586081	F3	1586357	H9
1584233	E5	1585272	N2	1586088	F3	1586358	B3
1584234	E5	1585281	N2	1586095	F7	1586359	H9
1584235	E5	1585295	A5	1586098	Y3	1586362	H9
1584236	E5	1585299	H15	1586104	F7	1586365	H9
1584237	E5	1585300	H15	1586105	H13	1586366	B3

**Numerical Index  
Index Numérique  
Nummern-Verzeichnis  
Indice Numérico  
Indice Numérico**

**CLARK**

1586394	L3	1586819	C12, C13, C14	5209581	P9	6518481	P10
1586395	L3	1586834	C12, C13, C14	5209680	Z7	6518482	P7
1586396	L3	1586835	C12, C13, C14	5253000	N2	6518483	E17
1586401	F7	1671132	P5	5290063	H11	6518485	E17
1586402	F7	1671133	P5	5290879	E17, V11	6518486	E17
1586407	F7	1671474	E9	5290880	V13	6518489	E17
1586412	H9	1736910	H19, L3, L4, Z7, Z8	5290910	P9	6418491	E17
1586423	S10	1752627	P5	5293771	P9	6518492	E17
1586430	Y3	1782699	E7	5295070	S9	6518494	E17
1586431	Y3	1990616	P2	5295072	S9	6518497	E17
1586436	H13	2105447	E11	5295074	S9	6518498	E17
1586437	H13	2105940	A5	5295075	S9	6518500	E17
1586440	H11	2106027	A3	5295076	S9	6518502	P7
1586441	H11	2106352	A3	5299628	S9	6518509	P7
1586442	H11	2106375	A3	5307245	N2	6518510	E17, P7
1586444	H13	2106682	A3	5618728	V11	6518515	E17
1586445	H13	2106683	A3	6418481	P7	6518516	E17
1586456	H13	2106955	A3	6514514	P10	6518517	E17
1586457	S7	2305159	V15	6518414	E17, V11	6518525	P7
1586458	H13	2502552	E7	6518416	V11	6518528	P7
1586461	H13	2503216	E3	6518417	E17, V11	6518531	P7
1586466	F9	2511546	N2, S7	6518418	P7	6518534	E17
1586481	V7	2513351	N2	6518421	P7	6518642	V11
1586482	H11	2513628	N2	6518423	E17, P7	6518644	V13
1586484	Y3	2513630	N2	6518425	P7	6518645	V13
1586485	H7	2516995	N2	6518427	P7	6518646	V13
1586487	Y3	2520346	E23	6518428	P7	6518647	V13
1586493	H13	2520765	F3	6518430	P7	6518650	V11
1586494	H7	2524590	E7	6518438	E17, P7	6518653	V13
1586495	H11, H13	2526426	H17	6518440	P7	6518654	V13
1586496	H11	2529357	S9	6518441	P7	6518655	P7, V13
1586498	H7	3215964	B11	6518443	P7	6518656	P10
1586502	P7	3292657	S9	6518444	P7	6518657	P10
1586510	H11	3575883	E7	6518445	P7	6518658	V13
1586519	P11	3576059	E22	6518446	P7	6518659	V13
1586524	C3	3576061	E22	6518448	P7	6518661	V13
1586541	C3	3677674	E19	6518452	V11	6518723	V13
1586542	C3	3678221	E22	6518453	P7	6518725	V13
1586543	C3	3739636	E19	6518454	P7	6518726	V13
1586544	C3	3984431	E19	6518455	P7	6518727	V11
1586545	C3	4148124	A9	6518459	P7	6518728	V11
1586546	C3	4148127	A9	6518460	E17, P7	6518764	P7
1586548	C3	4149450	E17	6518461	P7	6519023	V13
1586552	V16	4149486	P10, V11	6518462	E17, P7	6519756	E17
1586553	H15	4149707	E17	6518465	P7	6519757	E17
1586555	H15	4149759	V13	6518468	P7	6519760	E17
1586564	F9	4149822	E17	6518469	P7	6519762	E17
1586565	F9	4149825	E17	6518470	E17, P7	6519766	P7
1586636	F7	4149826	E17	6518471	E17, P7	6598058	P10
1586712	V9	4480142	N2	6518472	P7	9007201	P10
1586715	H13	5209551	H13	6518479	P7, P10		

