

631 669 7559

MICHIGAN

PARTS MANUAL

No. 4039 R-2

Michigan

Model 110-11B

ELEVATING SCRAPER

Information contained herein pertains to Tractor Serial Numbers 226A-101 and after. Also, Scraper Serial Numbers 227A-101 and after.

Record Your Machine
Serial Number Here

CLARK EQUIPMENT COMPANY
Construction Machinery Division



CLARK EQUIPMENT COMPANY

WHEN ORDERING REPAIR PARTS

To assure the best results and to maintain the original quality built into the machine it is important that only Clark-Approved Parts be used when new parts are required.

IMPORTANT: Always furnish the distributor with the machine serial number when ordering parts.

Order through your nearest Clark Distributor, for THE MICHIGAN LINE.
Always give serial number of machine.

Furnish: Quantity, Part Number and Description.

WHEN PARTS ARE RECEIVED

Check immediately for quantity, correctness and condition.

Advise your Michigan Distributor of any error.

Claims for damages, during shipment, should be made to the carrier immediately.

PARTS MANUAL ARRANGEMENT

The various parts groups involved in this equipment are arranged in this manual in alphabetical order. Each alphabetical parts group is page numbered separately with the page numbers prefixed by the alphabetical letter designated for that group, i.e., A1, A2, B1, B2, etc. Following the alphabetical and page number designation, and separated therefrom by a hyphen (-), is the page version number, i.e., A1-1, A1-2, etc. This designation indicates the revision number assigned to incorporate design changes in the equipment covered by that page.

Parts Groups "A" thru "Y" include all items furnished as standard equipment at date of this publication. All optional and accessory items are listed under Group "Z" in the rear of this manual. An alphabetical index is given below to permit locating individual parts and items. In addition, each alphabetical parts group contains a separate index on the first page thereof, listing the parts groups contained therein.

INDEX MODEL 110-11B

A		B	
Accelerator Pedal & Linkage	E21-1	Battery	E7-1
Accessories & Options	C3-1, Z2-1	Battery Cables	E7-1
Accumulator Assy	H3-1	Battery Compartment	S7-1
Air Brake Valve	B3-1	Battery Hold Down	S7-1
Air Cleaner	E17-1	Belts	E20-1
Air Cleaner Connections	E19-1	Brake Assy, Parking	B4-1
Air Cleaner Element	E17-1, E20-1	Brake Controls, Parking	B5-1
Air Horn	B9-1	Brake Disc	A5-1, A7-1
Air Lines, Brake	B3-1, B9-1, B11-1	Brake Head Assy	B6-1, B7-1
Air Pressure, Warning Device	E3-1	Brake Lever Assy, Parking	B12-1
Air Pressure Sender Unit	E7-1	Brake, Power Cluster	B13-1
Air System, Scraper	B3-1	Brake Valve, Air	B9-1, B11-1
Air System, Tractor	B9-1, B11-1	Brake Valve, Emergency Air	B9-1, B11-1
Attaching Parts – Hydraulic Pumps	C10-1, P3-1	Breather, Axle Housing	A7-1
Axle Group:		Breather, Converter	C7-1
Axle Assy – Elevator	A3-1	Breather, Transmission	T3-1
Axle Assy – Scraper	A5-1	By-Pass Filter, Engine	E20-1
Axle Assy – Drive	A7-1	Brake Valve Relief	B9-1, B11-1
Axle Differential & Carrier Assy – Drive	A9-1		
Axle Bevel Gear Carrier & Flywheel Assy-Elevator	A11-1	C	
Axle Planet Carrier Assy – Tractor	A12-1	Cab Assy	C3-1

CLARK EQUIPMENT COMPANY

INDEX MODEL 110-11B

Cables, Battery	E7-1	Elevator Motor	E15-1
Cables & Wiring Harness	E7-1	Endgate and Stabilizer	E16-1
Cap, Fuel Filter	F12-1	Engine Group:	
Cap, Radiator	R2-1	Engine & Accessories	E20-1
Carrier Assy, Differential	A9-1	Engine Air Cleaner & Connections	E19-1
Carrier Assy, Planet	A12-1	Engine & Hydraulic Replacement Elements	E20-1
Case, Transmission	T3-1	Engine Controls	E21-1
Chain, Elevator	E11-1	Engine Exhaust Pipe, Muffler & Connections ...	E22-1
Charging Pump, Converter & Transmission	H17-1	Engine Fan	E20-1
Cleaner, Air	E17-1, E19-1	Engine Filter & Elements	E20-1
Clips – Wiring, Pipe & Hose	C5-1	Engine Hourmeter Switch	E7-1
Cluster, Brake Power	B13-1	Engine Oil Pressure Switch.....	E7-1
Cockpit	S9-1	Engine Temperature Switch	E7-1
Cockpit Hydraulic Shift Control Linkage	T10-1	Engine Support Bracket	P3-1
Compartment, Battery	S7-1		
Control Valve Assy, Transmission	V5-1	F	
Control Valve Assy, Main	V3-1	Fan Belt.....	E20-1
Control Valve Assy, Transmission Hydraulic Shift ...	V5-1	Fan, Defroster - Optional	C3-1, Z2-1
Controls, Brake Parking	B5-1, B12-1	Fan, Engine	E20-1
Controls, Engine	E21-1	Fan Shroud, Radiator	R2-1
Converter Group:		Fenders	S7-1, S9-1
Converter Assy.....	C7-1	Filter Element, Hydraulic Reservoir	E20-1, H4-1
Converter Charging Pump	H17-1	Filter Elements	E20-1
Converter Housing, Torque	C7-1	Filters & Element, Engine	E20-1
Converter Pressure Regulating Valve Assy	C7-1	Filter, Transmission Oil	H17-1
Converter Temperature Switch	E7-1	Floorboards	S7-1, S9-1
Core, Radiator.....	R2-1	Floor Roller	F3-1
Cushions, Seat & Backrest	S2-1	Floor, Scraper Rolling	F5-1, F7-1
Cylinder Group:		Flywheel, Elevator	A11-1
Lift & Ejection Floor Cylinder	C8-1	Frame Group:	
Steering Cylinder	C9-1	Frame, Transmission Mounts	F11-1
		Frame, Guards	F11-1
D		Frame, Scraper Main	F9-1
Dash Bulbs	E3-1	Fuel Tank, Fuel Lines	F12-1
Decals & Nameplates	N2-1	Front Brake Assy	B6-1, B7-1
Defroster Fan Assy – Optional	C3-1, Z2-1	Front Drive Planet Carrier Assy	A12-1
Defroster Fan Installation – Optional	Z2-1	Fuel Filler Cap	F12-1
Differential & Carrier Assy, Tractor	A9-1	Fuel Tank Strainer	F12-1
Dipstick, Transmission	T3-1		
Disc Brake	A5-1, A7-1	G	
Downstream Pressure Regulating Valve, Converter ...	C7-1	Gauges, Instrument Panel	E3-1
		Gear Shift Lever, Transmission	T10-1
E		Grille, Hood, Firewall & Side Panels	S7-1, S9-1
Electrical Group:		Guard, Engine	F11-1
Electrical Gauges & Instrument Panel	E3-1, E5-1	Guard, Transmission	F11-1
Electrical System, Tractor	E7-1		
Wiring Diagram	E7-1	H	
Wiring Harness & Cables	E7-1	Headlight Assy	E7-1, S9-1
Element, Air Cleaner.....	E17-1, E20-1	Heater Assy – Optional	C3-1, Z2-1
Element, Hydraulic Reservoir	E20-1, H4-1	Heater Installation – Optional	Z2-1
Elements, Filter	E20-1, H4-1	Hitch Yoke	Y2-1
Elevator Group:		Hood	S7-1, S9-1
Elevator Assembly	E9-1	Horn, Air	B9-1
Elevator Axle	A3-1	Horn Valve	B9-1
Elevator Control Lever	E13-1	Hourmeter, Engine	E7-1
Elevator Chain.....	E11-1	Housing, Axle	A7-1
Elevator Flywheel	A11-1	Housing, Torque Converter	C7-1

CLARK EQUIPMENT COMPANY

INDEX MODEL 110-11B

Hydraulic Group:

Hydraulic Accumulator Assy, Elevator	H3-1
Hydraulic Motor, Elevator	E15-1
Hydraulic Oil Reservoir	H5-1
Hydraulic System, Ejection	H7-1
Hydraulic System, Scraper Yoke-Lift & Elev. Sys.	H9-1
Hydraulic System, Steering	H11-1
Hydraulic System, Tractor Elevator	H13-1
Hydraulic System, Lift & Ejection, Tractor	H15-1
Hydraulic System, Converter & Transmission ...	H17-1
Hydraulic System, Transmission Shifting	H19-1
Hydraulic Pump Attaching Parts	C10-1, P3-1
Hydraulic Pump, Converter Charging	H17-1
Hydraulic Pump, Elevator	P7-1
Hydraulic Pump, Steering, Lift & Ejection	P8-1
Hydraulic Shift Control Valve Assy	V5-1
Hydraulic Valve, Converter Regulating	C7-1
Hydraulic Valve, Steering	S13-1

I

Ignition Switch	E3-1
Indicator, Air Cleaner Restrictor	E19-1
Instrument Panel — Front	E3-1
Instrument Panel — Rear	E5-1

L

Lift & Ejection Control Valve	V3-1
Light, Head Assy	E7-1, S9-1
Light Switch	E3-1
Links, Steering Assy	S11-1
Lubrication, Scraper Central	L3-1

M

Motor, Elevator Hydraulic	E15-1
Mount, Engine	F11-1, P3-1
Mount, Transmission	F9-1
Muffler & Connections	E22-1

N

Nameplates Group	
Nameplates & Decals, Tractor	N2-1

O

Oil Cooler, Radiator & Connections	R2-1
Oil Filter, Transmission	H17-1
Oil Pressure Switch, Engine	E7-1
Oil Reservoir, Hydraulic	H5-1
Options & Accessories Group	C3-1, Z2-1

P

Panel, Instrument	E3-1, E5-1
Panels, Side	S7-1, S9-1
Parking Brake Controls	B5-1
Parking Brake Lever Assy	B12-1
Pedal, Accelerator	E21-1
Planet Carrier Assy	A12-1
Power Cluster, Brake	B13-1

Pressure Switch, Air	E7-1
Pressure Regulating Valve, Converter	C7-1
Propeller Shafts & Pump Group:	
Propeller Shafts	P2-1
Charging Pump, Converter & Transmission	H17-1
Pump, Lift, Ejection & Steering	P8-1
Pump, Elevator	P5-1, P7-1
Pump Attaching Parts	P3-1

R

Radiator Group:	
Radiator Cap	R2-1
Radiator Connections	R2-1
Radiator Core	R2-1
Receiver, Hitch Yoke	Y2-1
Regulating Valve, Converter Pressure	C7-1
Regulator, Voltage	E7-1
Reservoir, Hydraulic Oil	H5-1
Roller, Rolling Floor	F3-1
Rolling Floor	F5-1

S

Seat Belt Assy	S3-1
Selector Assy, Elevator	E13-1
Sender Unit, Air Pressure	E7-1
Sender Unit, Engine Oil Pressure	E7-1
Sender Unit, Engine Temperature	E7-1
Shafts, Propeller	P2-1
Sheetmetal & Steering Group:	
Seat	S2-1
Seat Suspension Valve	S5-1
Sheetmetal Group	S7-1, S9-1
Steering Linkage	S11-1
Steering Column & Valve Assy	S13-1
Shift Control Hydraulic System, Transmission	H19-1, V5-1
Shroud, Fan	R2-1
Shutter, Ventilator	S9-1
Side Panels	S7-1, S9-1
Starter	E7-1, E20-1
Steering Cylinder Assy	C9-1
Steering Hydraulic System	H11-1
Steering Linkage	S11-1
Steering Valve & Column Assy	S13-1
Steering Wheel	S13-1
Strainer, Fuel Tank	F12-1
Switch, Fan	E3-1
Switch, Ignition	E3-1
Switch, Light	E3-1
Switch, Windshield Wiper	E3-1

T

Tank Hydraulic	H5-1
Tank, Fuel	F10-1
Temperature Switch, Converter	E7-1
Temperature Switch, Engine	E7-1
Tire & Wheel Data	W2-1, W3-1
Torque Converter Assy	C7-1
Torque Converter Housing	C7-1
Tractor Air Valve Group:	
Valve, Air Check	B11-1

CLARK EQUIPMENT COMPANY

INDEX MODEL 110-11B

Valve, Air Drain	B3-1, B9-1
Valve, Air Horn	B9-1
Valve, Air Seat	B9-1
Valve, Air Relay	B3-1, B9-1, B11-1
Valve, Air Relief	B9-1
Valve, Emergency Air	B9-1
Transmission & Converter Hydraulic System	H17-1
Transmission Group:	
Transmission Assy	T3-1, T5-1, T7-1
Transmission Case & Internal Tubing	T3-1
Transmission Control Valve Assy	H19-1, V5-1
Transmission Clutch Group	T9-1
Transmission Shift Control Linkage	T10-1
Transmission Dipstick	T3-1
Transmission Mount	F9-1
Transmission Shift Control Hydraulic System ...	H19-1
Transmission Shift Lever	T10-1

V

Valve, Air Brake	B3-1
Valve Group:	
Valve Assy, Hydraulic Shift Control	H19-1, V5-1
Valve Assy, Lift & Ejection Control	V3-1
Valve Assy, Steering	S13-1
Valve Control Assy, Lift & Ejection.....	V6-1
Valve, Converter Pressure Regulating	C7-1
Valve Air Group:	
Valve, Air Check	B9-1
Valve, Air Drain	B3-1, B9-1, B11-1

Valve, Air Horn	B9-1
Valve, Air Seat	B9-1, S5-1
Valve, Air Relay	B3-1, B9-1, B11-1
Valve, Air Relief	B9-1, B11-1
Valve, Emergency Air	B9-1, B11-1
Valve, Quick Release	B9-1, B11-1
Ventilator Shutter	S9-1
Voltage Regulator	E7-1

W

Water Pump Belt	E19-1
Wheel & Winshield Group:	
Wheel & Tire Data	W2-1, W3-1
Windshield & Wiper	C3-1
Windshield Wiper Motor Assy	C3-1
Wheel, Steering	S13-1
Wiring & Battery Cables	E7-1
Wiring Diagram	E7-1
Wiring, Pipe & Hose Clips	C5-1

Y

Yoke Group:	
Yoke, Hitch	Y2-1
Yoke, Scraper	Y3-1

Z

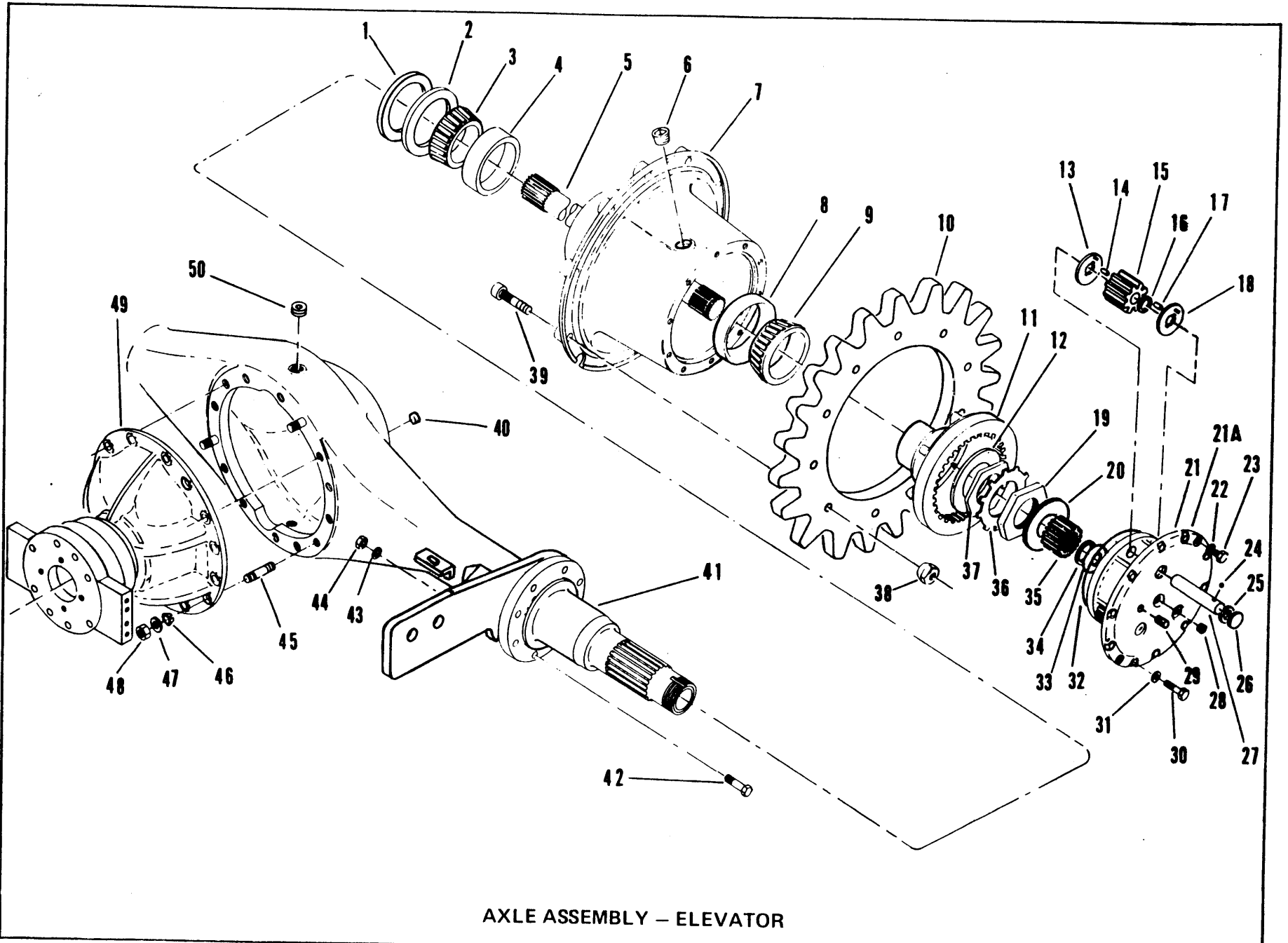
Options & Accessories	Z2-1
-----------------------------	------

CLARK EQUIPMENT COMPANY

**"A" GROUP
CONTENTS**

Axle Group:

Axle Assembly – Elevator	A3
Axle Assembly – Scraper	A5
Axle Assembly – Drive	A7, A9
Axle Differential & Carrier Assembly – Front Drive	A11
Axle Bevel Gear Carrier & Flywheel Assembly – Elevator	A13
Axle Planet Carrier Assembly – Tractor	A14



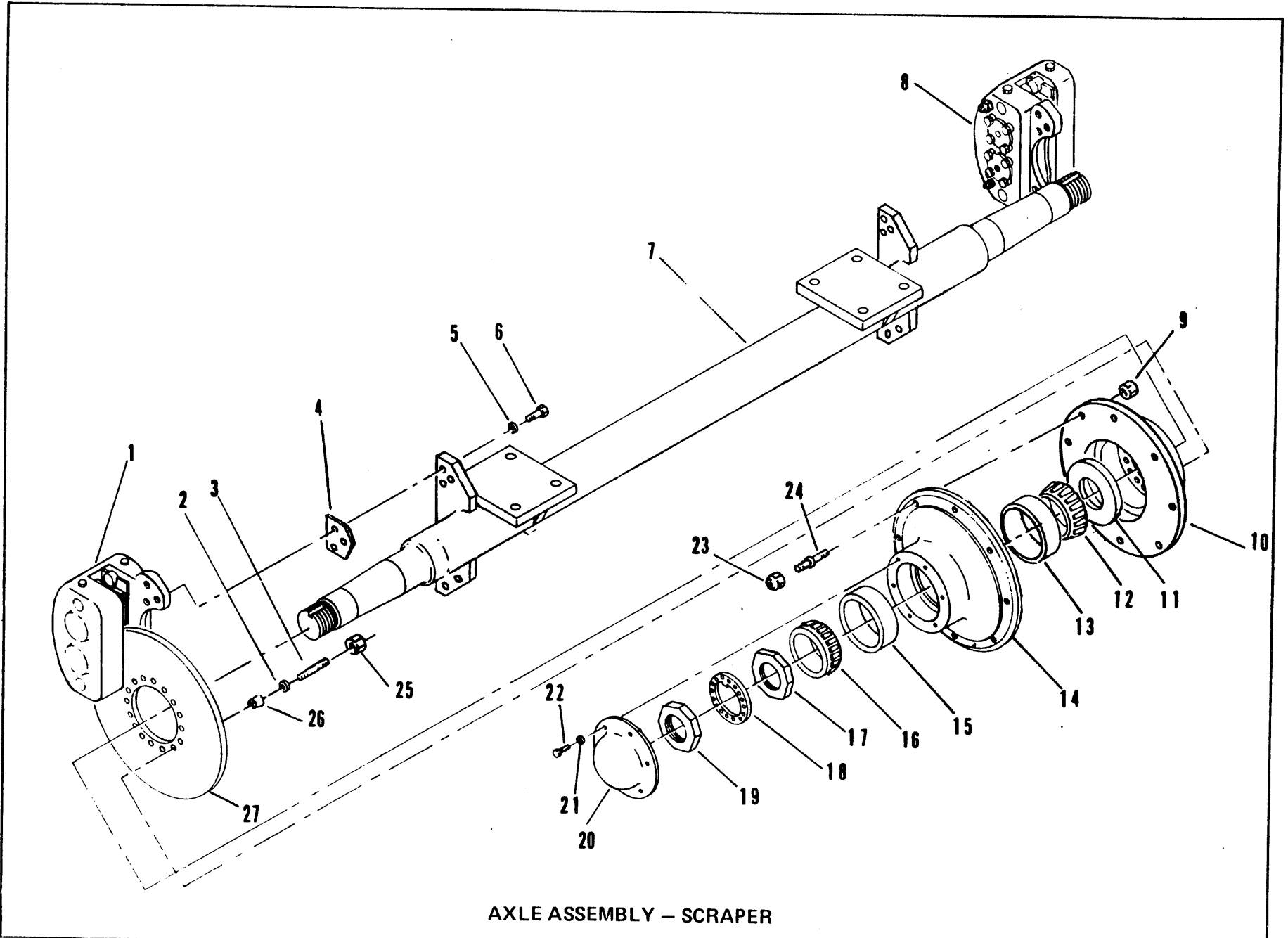
AXLE ASSEMBLY - ELEVATOR

CLARK EQUIPMENT COMPANY

AXLE ASSEMBLY – ELEVATOR

Item	Part No.	Description	Qty.
A	1580898	AXLE KIT (Inc. 1 thru 9, 11 thru 37, 40 thru 50)	1
1	123849	PROTECTOR, Hub Oil Seal	2
2	123848	SEAL, Hub Oil	2
3	1318334	CONE, Hub Bearing – Inner	2
4	1318336	CUP, Bearing – Inner	2
5	123847	SHAFT, Axle	2
6	119469	PLUG, Hub Drain	2
7	123856	HUB ASSY (Inc. 4, 8)	2
8	1318337	CUP, Bearing – Outer	2
9	1318335	CONE, Hub Bearing – Outer	2
10	1573286	SPROCKET.....	2
11	123860	HUB, Internal Gear	2
12	106572	WASHER, Housing Tube	2
13	106350	WASHER, Planet	2
14	121792	ROLLER, Planet Gear	87
15	121790	GEAR, Planet	3
16	106352	SPACER, Roller	3
17	121792	ROLLER, Planet Gear	87
18	106350	WASHER, Planet	3
19	102313	NUT, Outer Spindle	2
20	119983	WASHER, Sun Gear Thrust	2
21	123844	PLANET CARRIER ASSY (Inc. 13 thru 18, 21A, 24 thru 29, 34).....	1
21A	123855	SPIDER, Planet Carrier	2
22	4E-08	LKWSHR	4
23	1C-808	BOLT, Planet Carrier Puller	4
24	10J-12	BALL, Planet Shaft	3
25	868744	RING, Planet Shaft Retaining.....	3
26	12F-112	PLUG, Planet Expansion	3
27	123270	SHAFT, Planet	3
28	10F-02	PLUG, Planet Carrier	2
29	11F-04	PLUG, Planet Oil Level	2
30	100970	BOLT, Planet Carrier	24
31	106762	WASHER	24
32	107348	O-RING, Planet Carrier	2
33	121166	WASHER, Axle Shaft Thrust	2
34	224031	RING, Sun Gear Retaining	2
35	124095	GEAR, Sun	2
36	102314	LOCK, Spindle Nut	2
37	102313	NUT, Inner Spindle	2
38	17D-09	LOCKNUT	20
39	23C-1048	BOLT	20
40	11F-12	PLUG, Housing Drain	1
41	----	HOUSING, Axle See "A"	1
42	23C-1040	BOLT	16
43	4E-10	LKWSHR	16
44	61D-10	NUT	16
45	120546	STUD, Carrier to Housing	12
46	103216	DOWEL, Carrier Stud	3
47	112278	WASHER, Carrier Stud	12
48	64D-07	NUT, Carrier Stud	12
49	----	BEVEL GEAR CARRIER & FLYWHEEL ASSY – See Index	1
50	119469	PLUG, Housing	1

WHEN ORDERING PARTS, ALWAYS STATE MODEL AND SERIAL NO. OF MACHINE



AXLE ASSEMBLY - SCRAPER

CLARK EQUIPMENT COMPANY

AXLE ASSEMBLY - SCRAPER

Item	Part No.	Description	Qty.
------	----------	-------------	------

A	1579322	AXLE ASSY (inc. 1 thru 27)	1
1	---	BRAKE HEAD ASSY - See Index	1
2	104412	LKWSHR	32
3	120771	STUD	32
4	1580992	SHIM 1580992 C.C. 173-84	-
5	111656	WASHER	12
6	110305	BOLT	12
7	1574101	AXLE	1
8	---	BRAKE HEAD ASSY - See Index	1
9	1574614	NUT	20
10	1578882	ADAPTER	2
11	1563277	SEAL	2
12	662739	CONE	2
13	711368	CUP	2
14	1579309	HUB ASSY (inc. 13, 15, 24)	2
15	710990	CUP	2
16	1313683	CONE	2
17	1568668	NUT, Spindle	2
18	1552013	LKWSHR	2
19	1552279	NUT, Spindle	2
20	1574612	CAP, Hub	2
21	4E-07	LKWSHR	14
22	23C-712	BOLT	14
23	1563274	NUT	20
24	1574615	STUD	20
25	124543	NUT	32
26	119141	DOWEL (For Serial: 227A-234 & After)	4
27	125438	DISC (For Serial: 227A-234 & After)	2

‡ As Required

WHEN ORDERING PARTS, ALWAYS STATE MODEL AND SERIAL NO. OF MACHINE

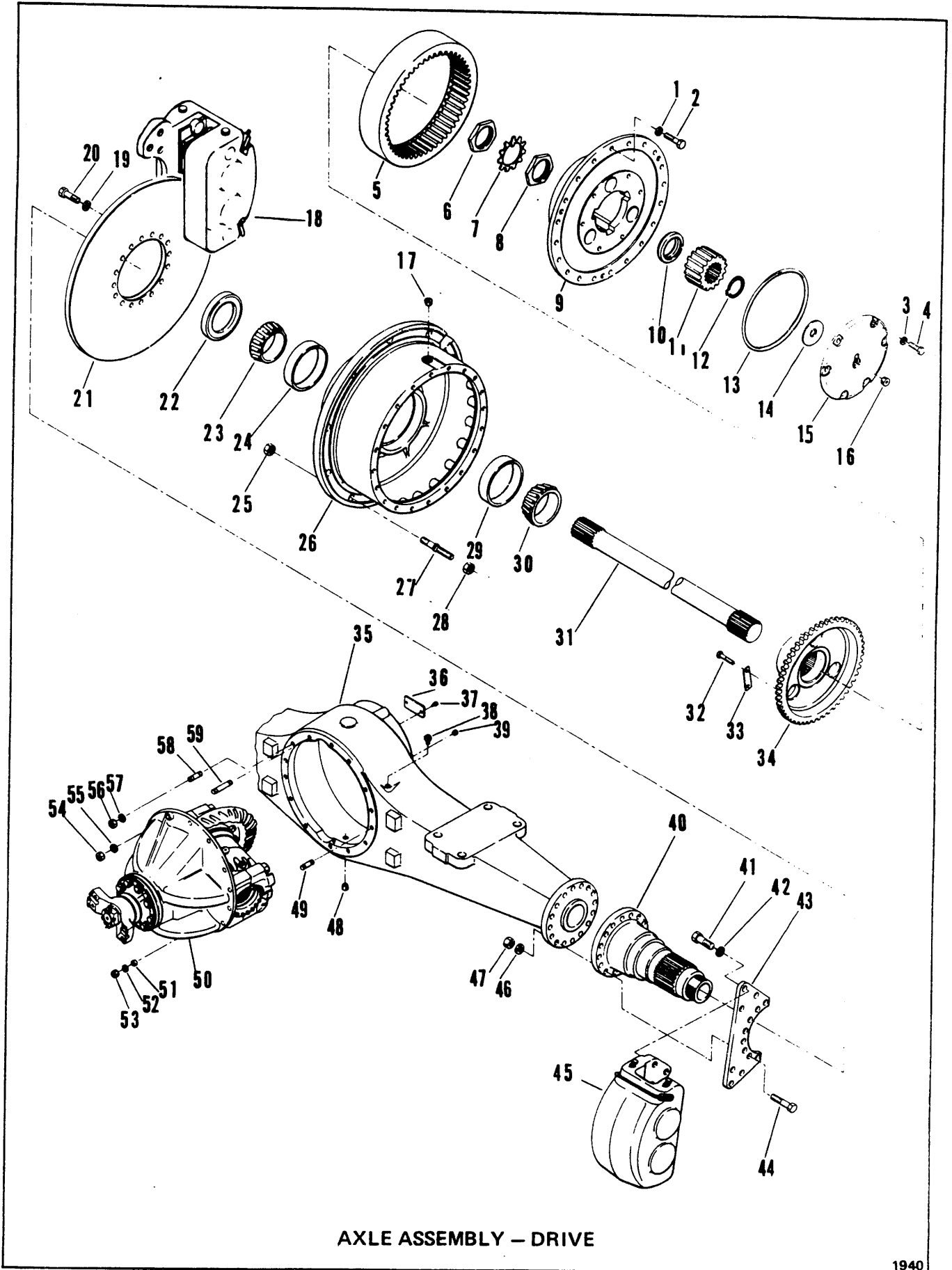
PM 4039

Printed in U.S.A.

(1A8)

AS-2

CLARK EQUIPMENT COMPANY



AXLE ASSEMBLY - DRIVE

1940

CLARK EQUIPMENT COMPANY

AXLE ASSEMBLY – DRIVE

For Serial: 226A-101 thru 184, 186 thru 190, 192 thru 196

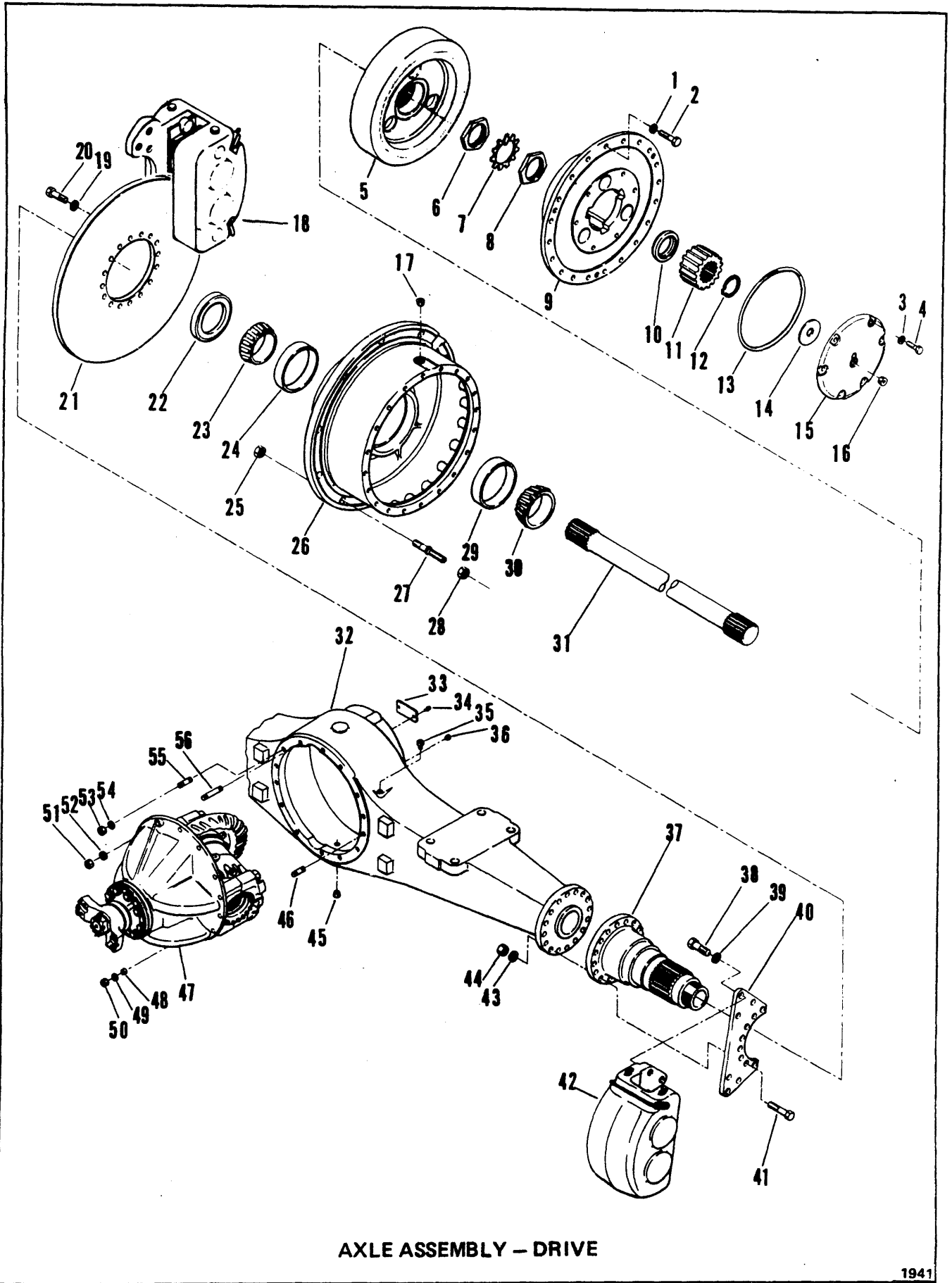
Item	Part No.	Description	Qty.	Item	Part No.	Description	Qty.
A	191545	AXLE ASSY (Inc. 1 thru 27, 29 thru 59)	1	30	742263	CONE	2
1	106547	WASHER	40	31	125122	AXLE SHAFT	2
2	117225	BOLT	40	32	2C-820	BOLT	24
3	112278	WASHER	12	33	122701	PLATE, Retainer	12
4	1C-720	BOLT	12	34	119213	GEAR, Hub	2
5	119211	GEAR, Ring	2	35	123987	HOUSING	1
6	110559	NUT, Spindle	2	36	120707	NAMEPLATE	1
7	118786	LOCK, Spindle Nut	2	37	6C-605	SCREW	2
8	110559	NUT, Spindle	2	38	121214	BREATHER	1
9	-----	PLANET CARRIER ASSY – See Index	2	39	16F-12	PLUG	1
10	119853	RING, Thrust	2	40	816039	*SPINDLE & SLEEVE KIT	2
11	117448	GEAR, Sun	2	41	110305	BOLT, Brake Attaching	24
12	224023	RING, Snap	2	42	110656	WASHER	24
13	113292	“O” RING	2	43	122559	PLATE, Adapter – Brake	4
14	106457	WASHER	2	44	121781	BOLT, Brake Attaching	32
15	113289	CAP ASSY, Thrust (Inc. 14)	2	45	-----	BRAKE HEAD ASSY – See Index	2
16	16F-12	PLUG	2	46	104412	WASHER	32
17	119469	PLUG	2	47	106998	NUT	32
18	-----	BRAKE HEAD ASSY – See Index	2	48	119469	PLUG	1
19	104412	WASHER	32	49	112587	STUD, Differential Carrier	10
20	117336	STUD	32	50	-----	DIFF. CARRIER ASSY – See Index	1
20A	124543	†NUT	32	51	112295	DOWEL	3
20B	119141	†DOWEL, Tapered	2	52	106547	WASHER	10
21	125438	DISC, Brake	2	53	64D-09	NUT	10
22	125248	SEAL	2	54	64D-09	NUT	2
23	774025	CONE	2	55	106547	WASHER	2
24	774024	CUP	2	56	64D-09	NUT	2
25	121062	NUT	20	57	106547	WASHER	2
26	121773	HUB & CUP ASSY (Inc. 24, 29)	2	58	119931	STUD	2
27	120218	STUD, Wheel	20	59	119889	STUD	2
28	103522	NUT, Wheel	20	60	125436	†HUB & DISC ASSY (Inc. 19, 20, 21, 24 thru 27, 29)	2
29	742262	CUP	2	61	119209	†GEAR & HUB ASSY (Inc. 5, 32 thru 34)	2

†Not Illustrated

*NOTE: Spindle & Wear Sleeve Kit includes 1 – 125768 Spindle & 1 – 123947 Sleeve

WHEN ORDERING PARTS, ALWAYS STATE MODEL AND SERIAL NO. OF MACHINE

CLARK EQUIPMENT COMPANY



AXLE ASSEMBLY - DRIVE

1941

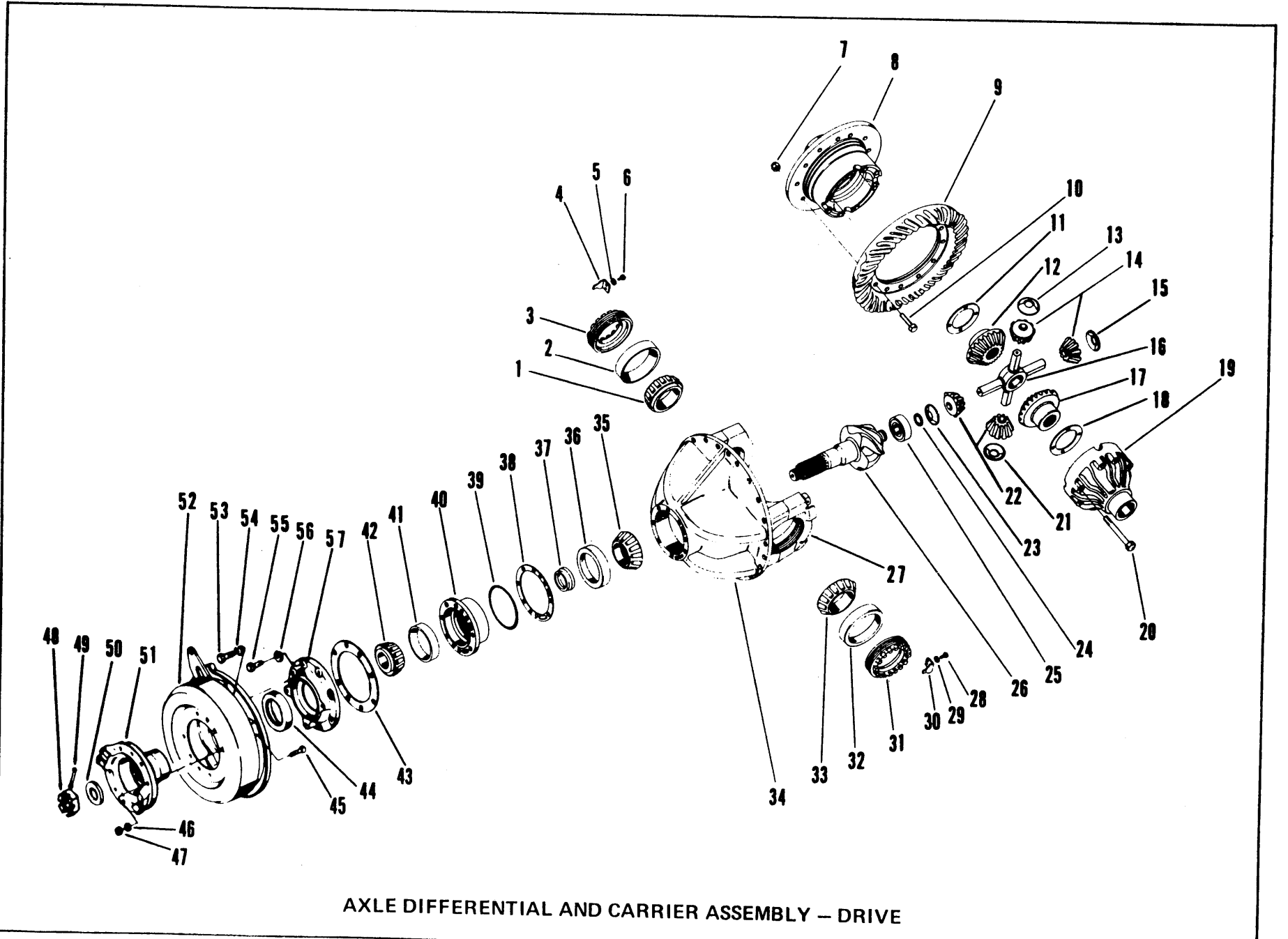
CLARK EQUIPMENT COMPANY

AXLE ASSEMBLY – DRIVE For Serial: 226A-185, 191, 193, 197 & After

Item	Part No.	Description	Qty.
A	192285	AXLE ASSY (Inc. 1 thru 27, 29 thru 56)	1
1	106547	WASHER	40
2	117225	BOLT	40
3	112278	WASHER	12
4	1C-720	BOLT	12
5	125602	INTERNAL GEAR & HUB ASSY	2
6	110559	NUT, Spindle	2
7	118786	LOCK	2
8	110559	NUT, Spindle	2
9	-----	PLANET CARRIER ASSY – See Index	2
10	119853	RING, Thrust	2
11	117448	GEAR, Sun	2
12	224023	RING, Snap	2
13	113292	“O” RING	2
14	106457	WASHER	2
15	113289	CAP ASSY, Thrust (Inc. 14)	2
16	16F-12	PLUG	2
17	119469	PLUG	2
18	-----	BRAKE HEAD ASSY – See Index	2
19	104412	WASHER	32
20	117336	STUD	32
20A	124543	†NUT, Brake Stud	32
20B	119141	†DOWEL, Tapered	4
21	125438	DISC, Brake	2
22	125248	SEAL	2
23	774025	CONE	2
24	774024	CUP	2
25	121062	NUT, Wheel Stud	20
26	121773	HUB & CUP ASSY (Inc. 24, 29)	2
27	120218	STUD, Wheel	20
28	103522	NUT, Wheel	20
29	742262	CUP	2
30	742263	CONE	2
31	120430	AXLE SHAFT	2
32	123987	HOUSING	1
33	120707	NAMEPLATE	1
34	6C-605	SCREW	2
35	106656	BREATHER	1
36	16F-12	PLUG	1
37	125768	SPINDLE	2
37A	123947	†SLEEVE, Spindle Wear	2
38	125596	BOLT, Brake Attaching	25
39	111656	WASHER	12
40	122559	PLATE, Adapter – Brake	4
41	121781	BOLT, Brake Attaching	32
42	-----	BRAKE HEAD ASSY – See Index	2
43	104412	WASHER	32
44	106998	NUT	32
45	119469	PLUG	1
46	112587	STUD, Differential Carrier	10
47	-----	DIFFERENTIAL CARRIER ASSY – See Index	1
48	112295	DOWEL	3
49	106547	WASHER	10
50	64D-09	NUT	10
51	64D-09	NUT	2
52	106547	WASHER	2
53	64D-09	NUT	2
54	106547	WASHER	2
55	119931	STUD	2
56	119889	STUD	2
57	125436	HUB & DISC ASSY (Inc. 19, 20, 21, 24 thru 29)	2

†Not Illustrated

WHEN ORDERING PARTS, ALWAYS STATE MODEL AND SERIAL NO. OF MACHINE



AXLE DIFFERENTIAL AND CARRIER ASSEMBLY - DRIVE

CLARK EQUIPMENT COMPANY

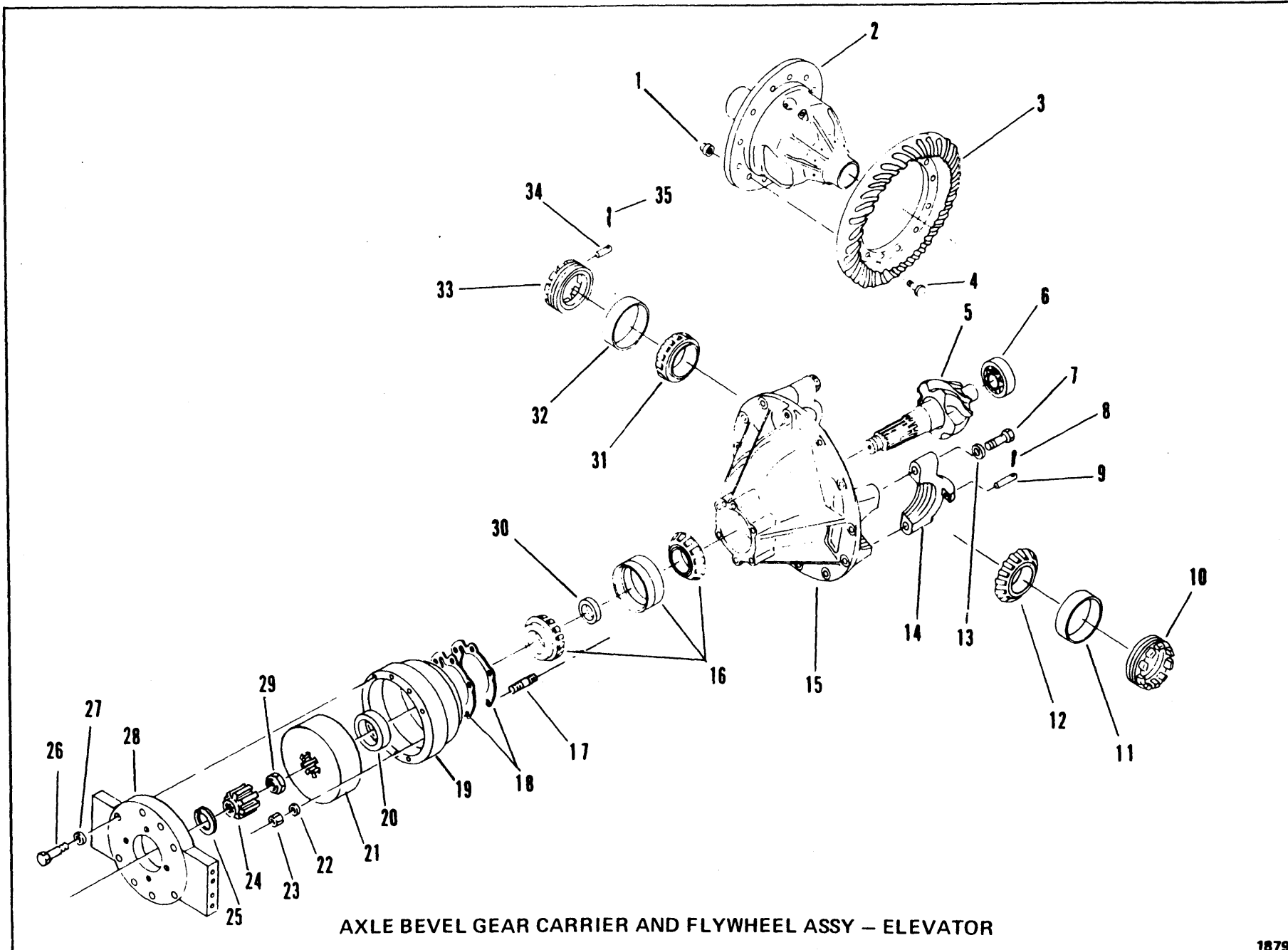
AXLE DIFFERENTIAL AND CARRIER ASSEMBLY – FRONT DRIVE

Item	Part No.	Description	Qty.	Item	Part No.	Description	Qty.
A	123276	DIFF. & CARRIER ASSY KIT (Inc. 1 thru 57, 60)	1	32	675252	CUP	1
1	675254	CONE	1	33	675254	CONE	1
2	675252	CUP	1	34	112292	*CARRIER ASSY KIT, Diff. (Inc. 27, 27A, 27B)	1
3	123748	NUT	1	35	675263	CONE	1
4	100941	LOCK	1	36	675262	CUP	1
5	4E-06	LKWSHR	1	37	101225	SPACER.....	1
6	1C-614	BOLT	1	38	114351	‡ SHIM (.004)	—
7	104168	NUT	12	38A	114352	‡ SHIM (.007)	—
8	-----	§ DIFF. CASE, Flange Half – See 59	1	38B	114353	‡ SHIM (.010)	—
9	-----	§ RING GEAR – See 60	1	39	-----	OMIT	—
10	101196	BOLT	12	40	107477	CAGE ASSY (Inc. 36, 41)	1
11	118478	WASHER	1	41	675259	CUP	1
12	106206	GEAR	1	42	675260	CONE	1
13	101204	WASHER	1	43	107483	GASKET	1
14	117044	PINION, Diff.	4	44	111721	SEAL	1
15	101204	WASHER	1	45	104471	BOLT	8
16	117105	SPIDER	1	46	4E-07	LKWSHR	8
17	106206	GEAR	1	47	2D-07	NUT	8
18	118478	WASHER	1	48	101223	NUT	1
19	-----	§ DIFF. CASE, Plain Half – See 59	1	49	1F-740	COTTER	1
20	118479	BOLT	8	50	101224	WASHER	1
20A	110523	NUT	8	51	112911	FLANGE	1
21	101204	WASHER	1	52	-----	PARKING BRAKE – See Index –	—
22	-----	OMIT	—	52A	107481	† DRUM, Brake	1
23	101204	WASHER	1	53	1C-924	BOLT	4
24	224083	RING	1	54	4E-09	LKWSHR	4
25	675265	BEARING, Inner	1	55	1C-1040	BOLT	7
26	-----	† PINION – See 60	1	55A	1C-836	BOLT	1
27	-----	§ CAP, Diff. – See 34	2	56	4E-10	LKWSHR	7
27A	123831	† BOLT	4	57	107482	RETAINER	1
27B	3E-14	† LKWSHR	4	58	-----	OMIT	—
28	1C-614	BOLT	1	59	121237	† DIFF. BODY SUB-ASSY (Inc. 8, 11 thru 23)	1
29	4E-06	LKWSHR	1	60	122015	GEAR & PINION SET (Inc 9, 26) 1	1
30	100941	LOCK	1	61	-----	OMIT	1
31	123748	NUT	1				

*NOTE: 112292 Kit also includes: 4 – 117336 Stud; 4 – 119141 Dowel; and 4 – 64D-10 Nut for mounting Differential and Carrier Assy to Axle Housing.

- † Not Illustrated
- ‡ As Required
- § Not Sold Separately

WHEN ORDERING PARTS, ALWAYS STATE MODEL AND SERIAL NO. OF MACHINE



AXLE BEVEL GEAR CARRIER AND FLYWHEEL ASSY - ELEVATOR

A12-1

(1B1)

PM 4039
Printed in U.S.A.

CLARK EQUIPMENT COMPANY

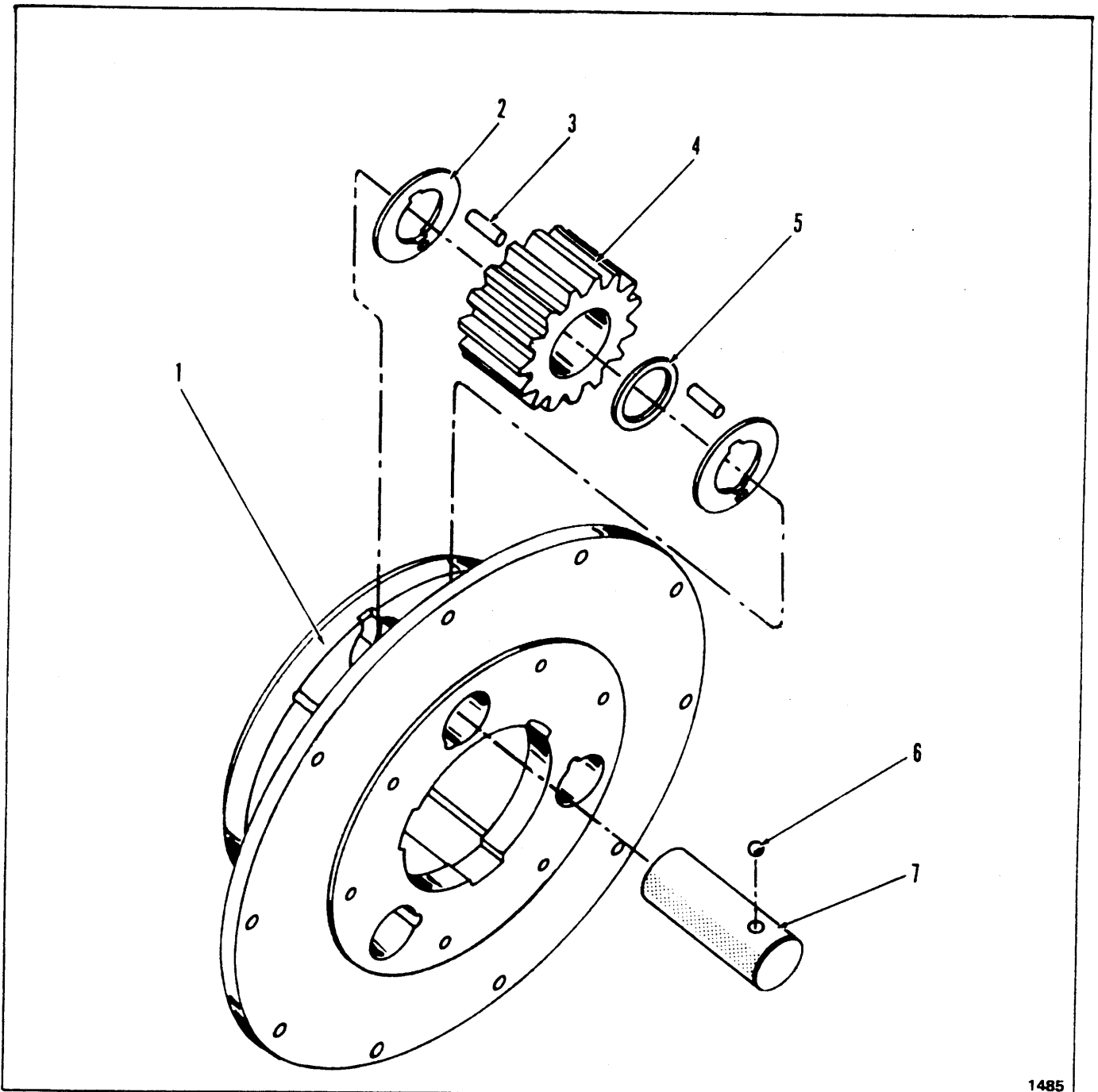
AXLE BEVEL GEAR CARRIER & FLYWHEEL ASSEMBLY – ELEVATOR

Item	Part No.	Description	Qty.
A	192458	BEVEL GEAR & CARRIER ASSY (Inc. 1 thru 35)	1
1	109389	NUT	12
2	123851	CARRIER	1
3	122443	RING GEAR & PINION SET (Inc. 5)	1
4	101424	BOLT	12
5	-----	§ PINION – See 3	—
6	111437	BEARING	1
7	1C-1040	BOLT	4
8	1F-428	COTTER	1
9	101411	PIN	1
10	123746	NUT, Adjusting	1
11	667279	CUP	1
12	648334	CONE	1
13	3E-10	LKWSHR	4
14	-----	§ CAP	2
15	113124	CARRIER (Inc. 7, 13, 14)	1
16	111735	BEARING ASSY	1
17	112923	STUD	6
18	102359	‡ SHIM	—
18A	102360	‡ SHIM	—
19	125492	HOUSING	1
20	111646	SEAL	1
21	125493	FLYWHEEL ASSY	1
22	106762	WASHER	6
23	64D-08	NUT	6
24	125496	COUPLING	1
25	223862	RETAINER	1
26	17C-828	BOLT	8
27	106762	WASHER	8
28	125497	ADAPTER	1
29	216058	NUT	1
30	101409	SPACER	1
31	648334	CONE	1
32	667279	CUP	1
33	123746	NUT	1
34	101411	PIN	1
35	1F-428	COTTER	1

‡ As Required

WHEN ORDERING PARTS, ALWAYS STATE MODEL AND SERIAL NO. OF MACHINE

CLARK EQUIPMENT COMPANY



1485

AXLE PLANET CARRIER ASSEMBLY – TRACTOR

Item	Part No.	Description	Qty.
A	119021	PLANET CARRIER ASSY (Inc. 1 thru 7)	2

NOTE: Two (2) Planet Carriers are used per tractor – Quantities listed below are for one (1) Planet Carrier.

Item	Part No.	Description	Qty.
1	117505	SPIDER, Planet	1
2	106357	WASHER, Thrust	6
3	106358	ROLL, Pinion Needle	150
4	116584	PINION, Planet	3
5	106359	SPACER, Pinion Roll	3
6	10J-12	BALL, Pinion Shaft Lock	3
7	106355	SHAFT, Pinion	3

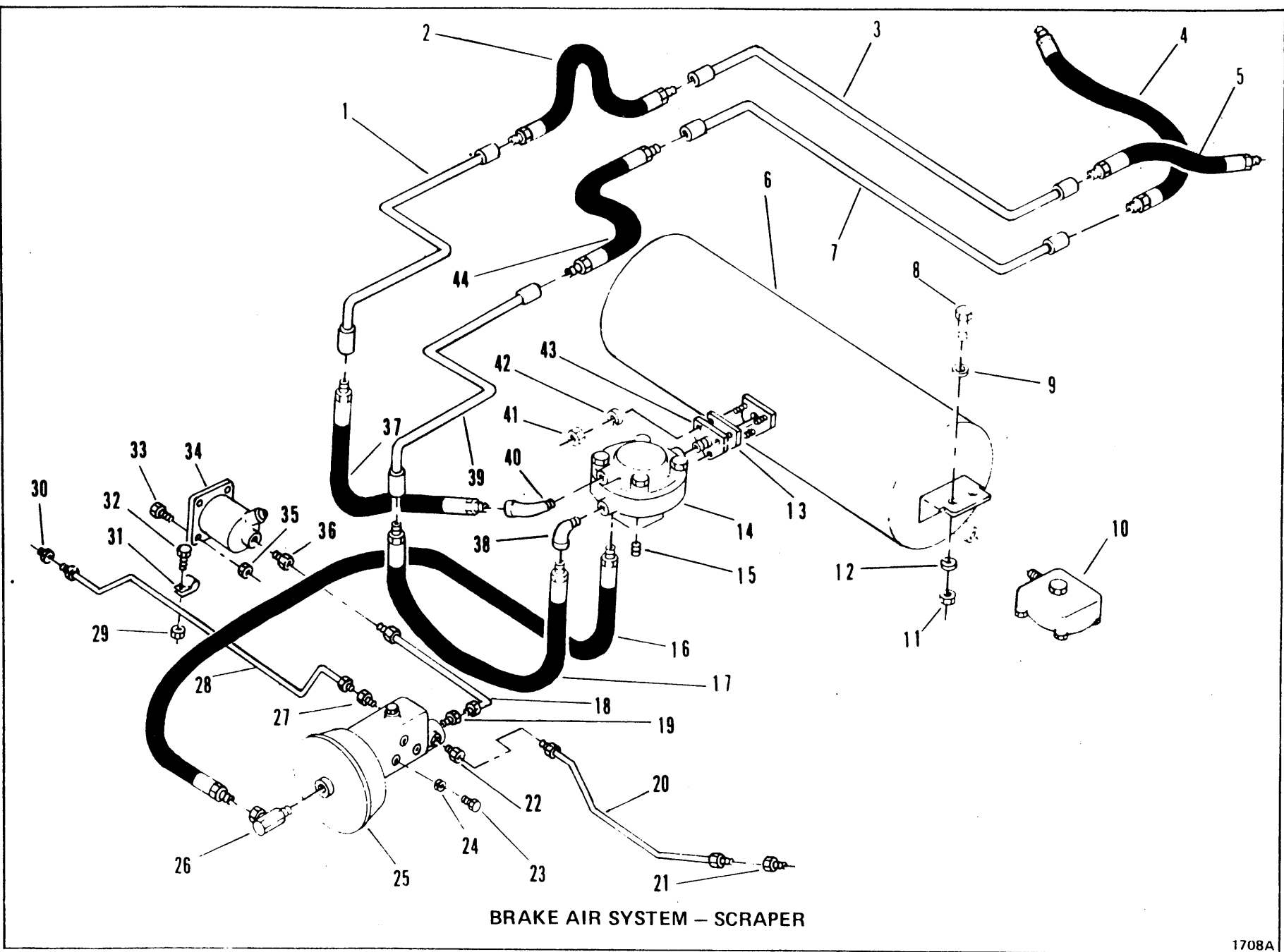
WHEN ORDERING PARTS, ALWAYS STATE MODEL AND SERIAL NO. OF MACHINE

CLARK EQUIPMENT COMPANY

**"B" GROUP
CONTENTS**

Brake Group:

Brake Air System – Scraper	B3
Brake Assembly – Parking	B4
Brake Controls – Parking	B5
Brake Head Assembly – Tractor & Scraper	B6, B7
Brake, Seat & Horn Air System – Tractor	B9
Brake Lever Assembly – Parking	B10
Brake Power Cluster Assembly	B11



BRAKE AIR SYSTEM - SCRAPER

B2-1

(1B8)

PM 4039
Printed in U.S.A.

1708A

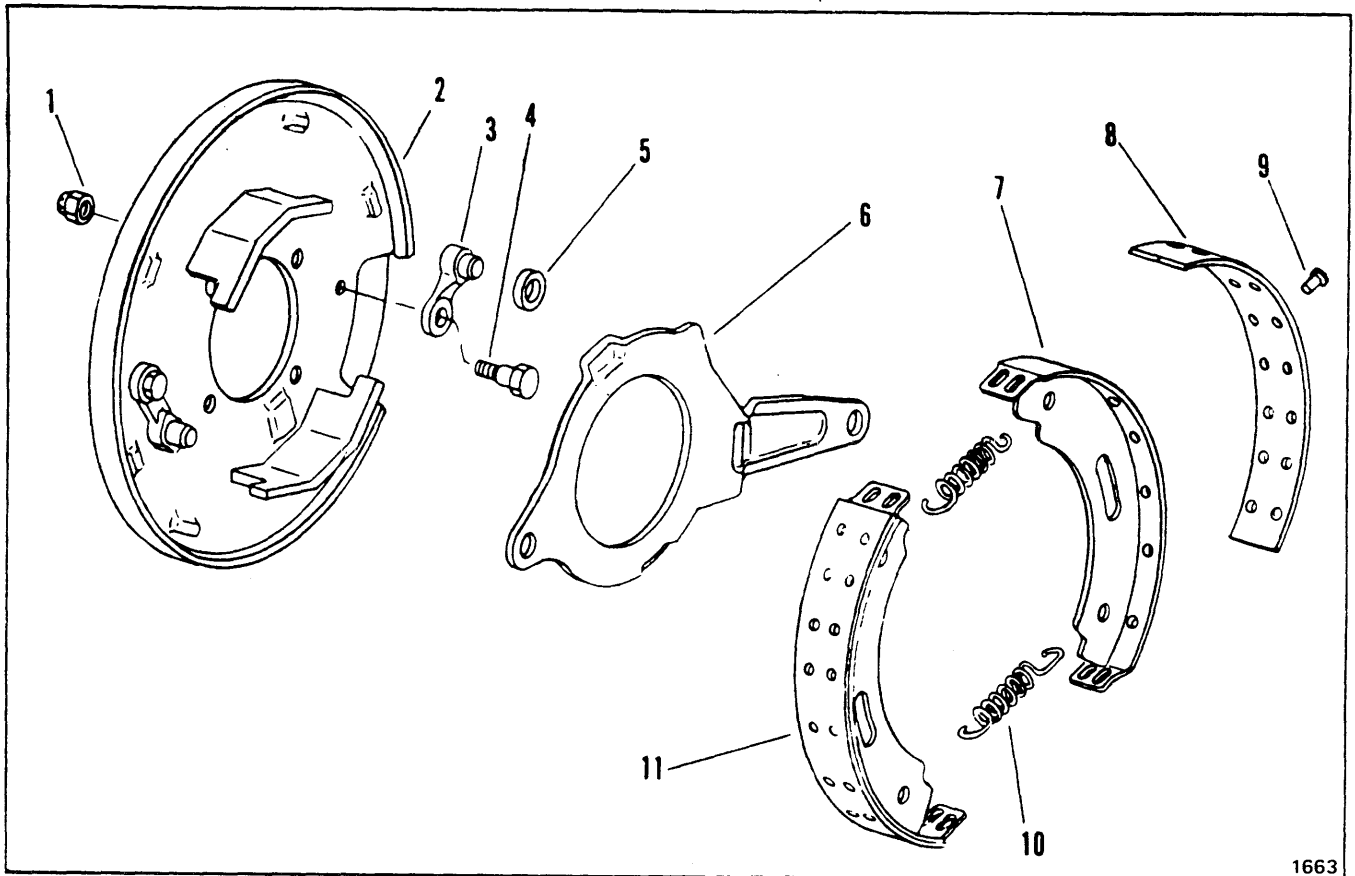
CLARK EQUIPMENT COMPANY

BRAKE AIR SYSTEM – SCRAPER

Item	Part No.	Description	Qty.
1	1575188	TUBE	1
2	1564725	HOSE	1
3	1575325	TUBE	1
4	1564726	HOSE	1
5	1564726	HOSE	1
6	1567189	AIR TANK ASSY	1
7	1575324	TUBE	1
8	23C-620	BOLT	4
9	25E-18	WASHER	4
10	1574308	VALVE, Auto Drain	1
11	61D-06	NUT	4
12	4E-06	LKWSHR	4
13	1551321	GASKET, Adapter	1
14	1567182	VALVE, Relay (B.W. #281865)	1
15	13F-04	PLUG	1
16	1564725	HOSE	1
17	1564725	HOSE	1
18	1578660	TUBE ASSY	1
19	711257	ADAPTER	1
20	1578663	TUBE ASSY	1
21	711257	ADAPTER	1
22	711257	ADAPTER	1
23	23C-712	BOLT	3
24	4E-07	LKWSHR	3
25	----	POWER CLUSTER ASSY – See Index	1
26	26F-02	ELBOW	1
27	711257	ADAPTER	1
28	1578662	TUBE ASSY	1
29	17D-01	LOCKNUT	2
30	711257	ADAPTER	1
31	30H-18	CLIP	2
32	23C-412	BOLT	2
33	23C-624	BOLT	4
34	1578666	DISPLACEMENT CYLINDER	1
35	17D-03	LOCKNUT	4
36	699000	ADAPTER <i>1675961 2 CPB-84</i>	1
37	1564725	HOSE	1
38	26F-02	ELBOW, Street	1
39	1575187	TUBE	1
40	26F-02	ELBOW, Street	1
41	61D-06	NUT	3
42	4E-06	LKWSHR	3
43	1011127	ADAPTER	1
44	1564725	HOSE	1

WHEN ORDERING PARTS, ALWAYS STATE MODEL AND SERIAL NO. OF MACHINE

CLARK EQUIPMENT COMPANY



1663

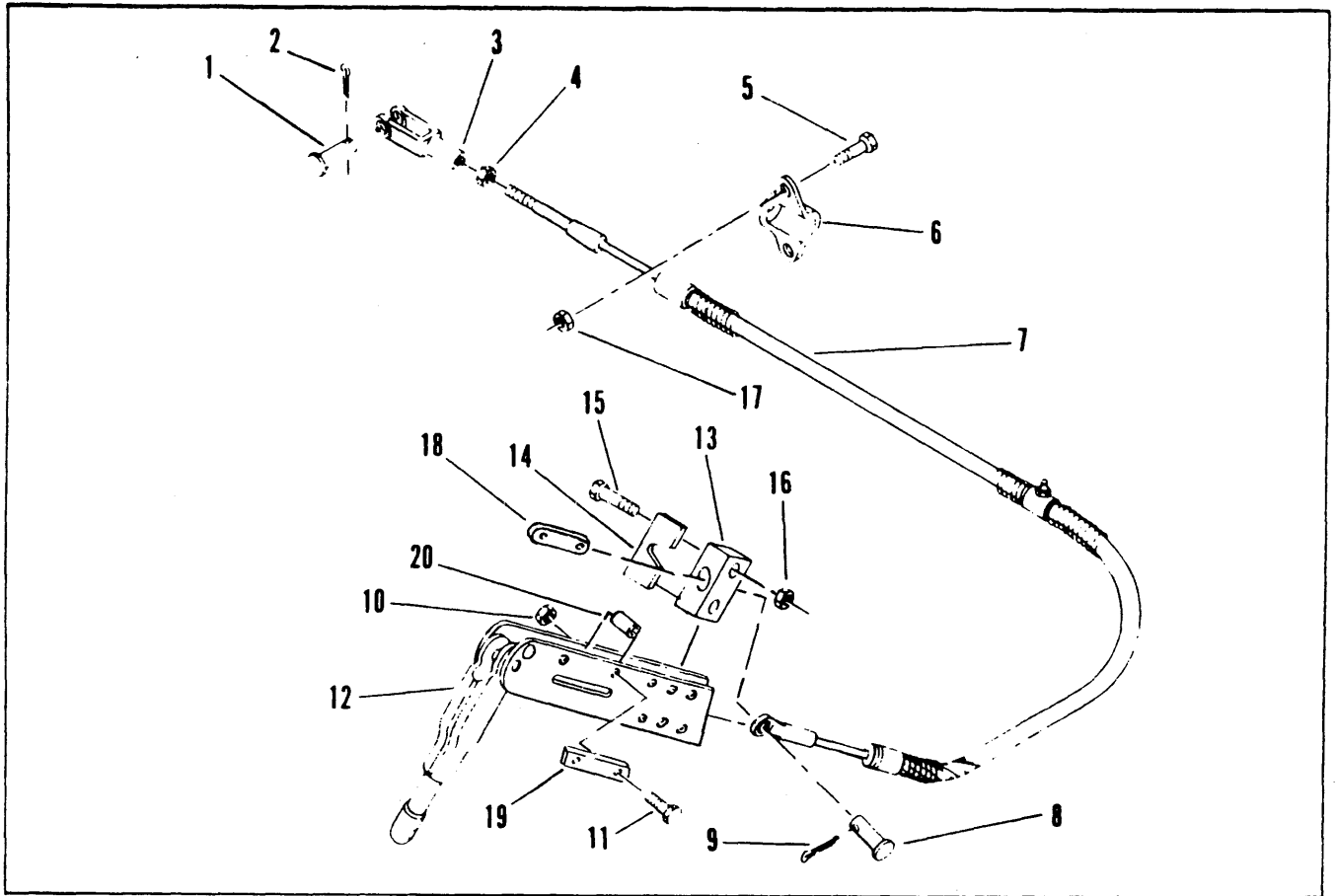
BRAKE ASSEMBLY – PARKING

Item	Part No.	Description	Qty.
A	111696	BRAKE ASSY (Inc.1 thru 11)	1
1	----	§NUT, Pawl to Plate – See 3	2
2	945047	PLATE, Brake Backing	1
3	886719	BRAKE PAWL KIT (Inc.1, 4 & 5)	2
4	----	§BOLT, Pawl to Plate – See 3	2
5	220968	ROLLER, Brake Actuating	1
6	220965	LEVER, Cam Operating	1
7	----	§SHOE, Brake – See 11	2
8	942405	LINING KIT, Brake Shoe (Inc.9)	1
9	945051	RIVET, Lining to Shoe	28
10	220969	SPRING, Shoe Return	2
11	872712	SHOE ASSY, Brake (Inc. 7, 8 & 9)	2

§ Not Sold Separately

WHEN ORDERING PARTS, ALWAYS STATE MODEL AND SERIAL NO. OF MACHINE

CLARK EQUIPMENT COMPANY

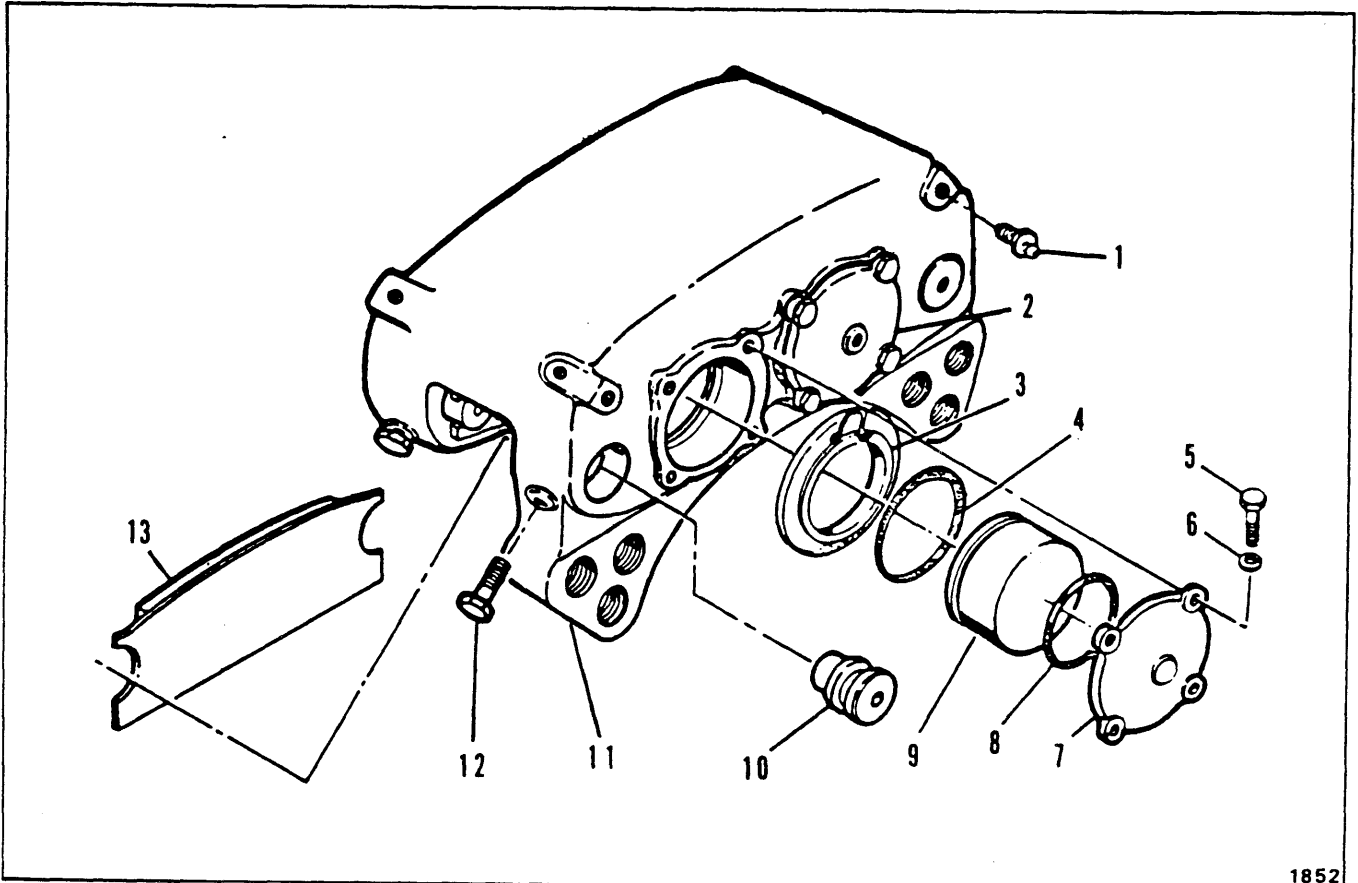


BRAKE CONTROLS – PARKING

Item	Part No.	Description	Qty.
1	4F-060106	PIN	1
2	1F-312	COTTER	1
3	2J-6208	CLEVIS	1
4	18D-06	NUT, Jam	1
5	18C-514	BOLT	2
6	104645	CLAMP, Cable	1
7	1527543	CABLE, Parking Brake	1
8	4F-04051	PIN	1
9	1F-208	COTTER	1
10	8D-05	LOCKNUT	4
11	8C-520	BOLT	4
12	544998	LEVER, Brake	1
13	593027	BLOCK	1
14	593028	RETAINER	1
15	18C-528	BOLT	2
16	18D-05	LOCKNUT	2
17	18D-05	LOCKNUT	2
18	1550296	LINK	2
19	1575219	FLAT	1
20	545005	SPACER	2

WHEN ORDERING PARTS, ALWAYS STATE MODEL AND SERIAL NO. OF MACHINE

CLARK EQUIPMENT COMPANY



1852

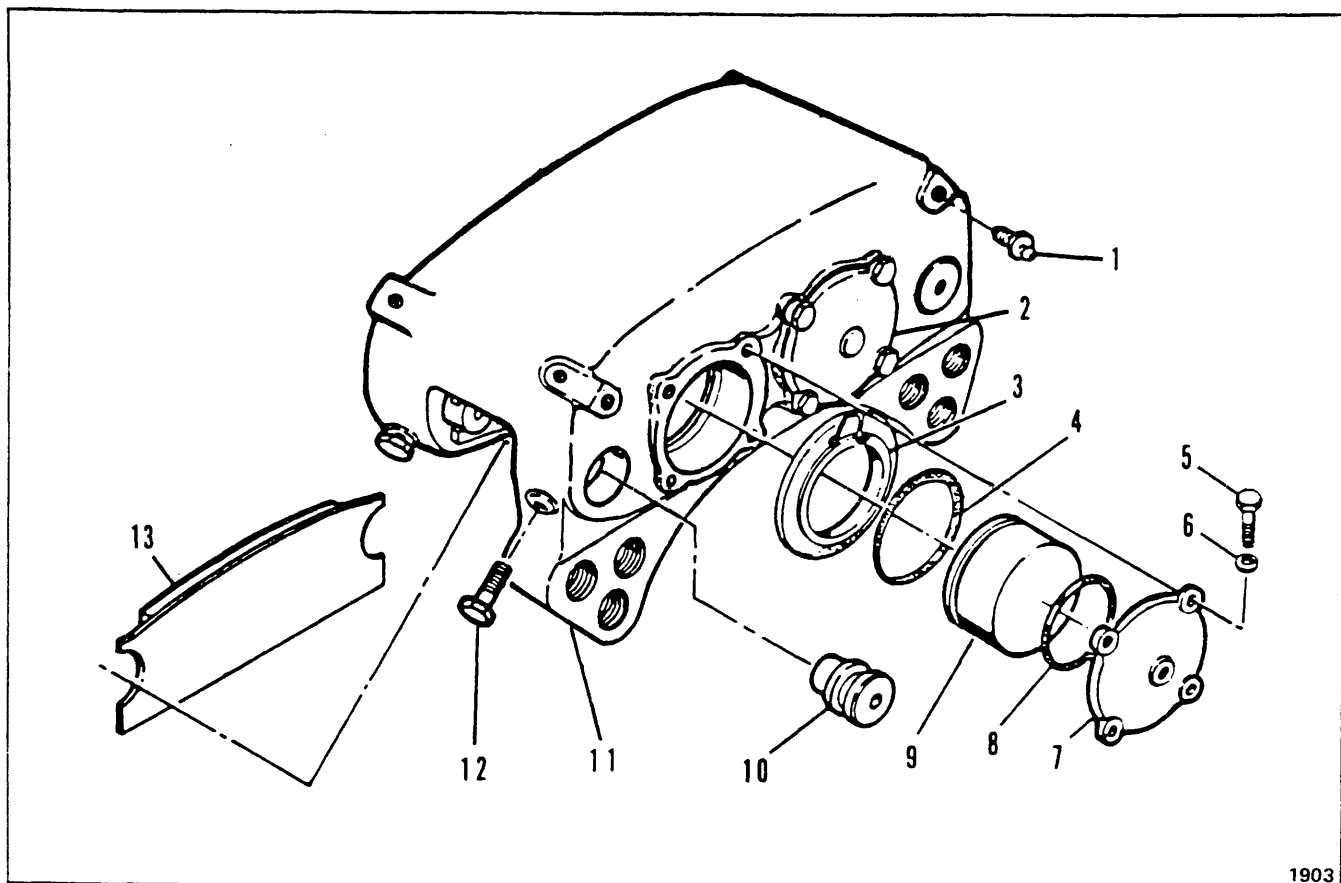
BRAKE HEAD ASSEMBLY – TRACTOR & SCRAPER
Tractor – L.H. Front of Axle & R.H. Rear of Axle – Scraper R.H.

Item	Part No.	Description	Qty.
A	124999	BRAKE HEAD ASSY (Inc. 1 thru 13)	1
NOTE: Quantities listed are for one (1) Brake Head Assembly.			
B	840476	REPAIR KIT (Inc. 3, 4, 8)	1
1	947927	VALVE, Bleeder	2
2	947933	CAP, Inlet	1
3	----	BOOT – See "B"	4
4	----	PACKING – See "B"	4
5	1C-620	BOLT	8
6	25E-17	WASHER	8
7	947934	CAP	1
8	----	PACKING – See "B"	2
9	947935	PISTON	4
10	947931	PIN	4
11	840469	TORQUE PLATE ASSY	1
12	947930	BOLT	4
13	947932	CARRIER & LINING ASSY	2
14	947926	†TUBE & NUT ASSY (Use where applicable)	1
15	947928	†VALVE, Bleeder (Use where applicable)	1

†Not Illustrated

WHEN ORDERING PARTS, ALWAYS STATE MODEL AND SERIAL NO. OF MACHINE

CLARK EQUIPMENT COMPANY



1903

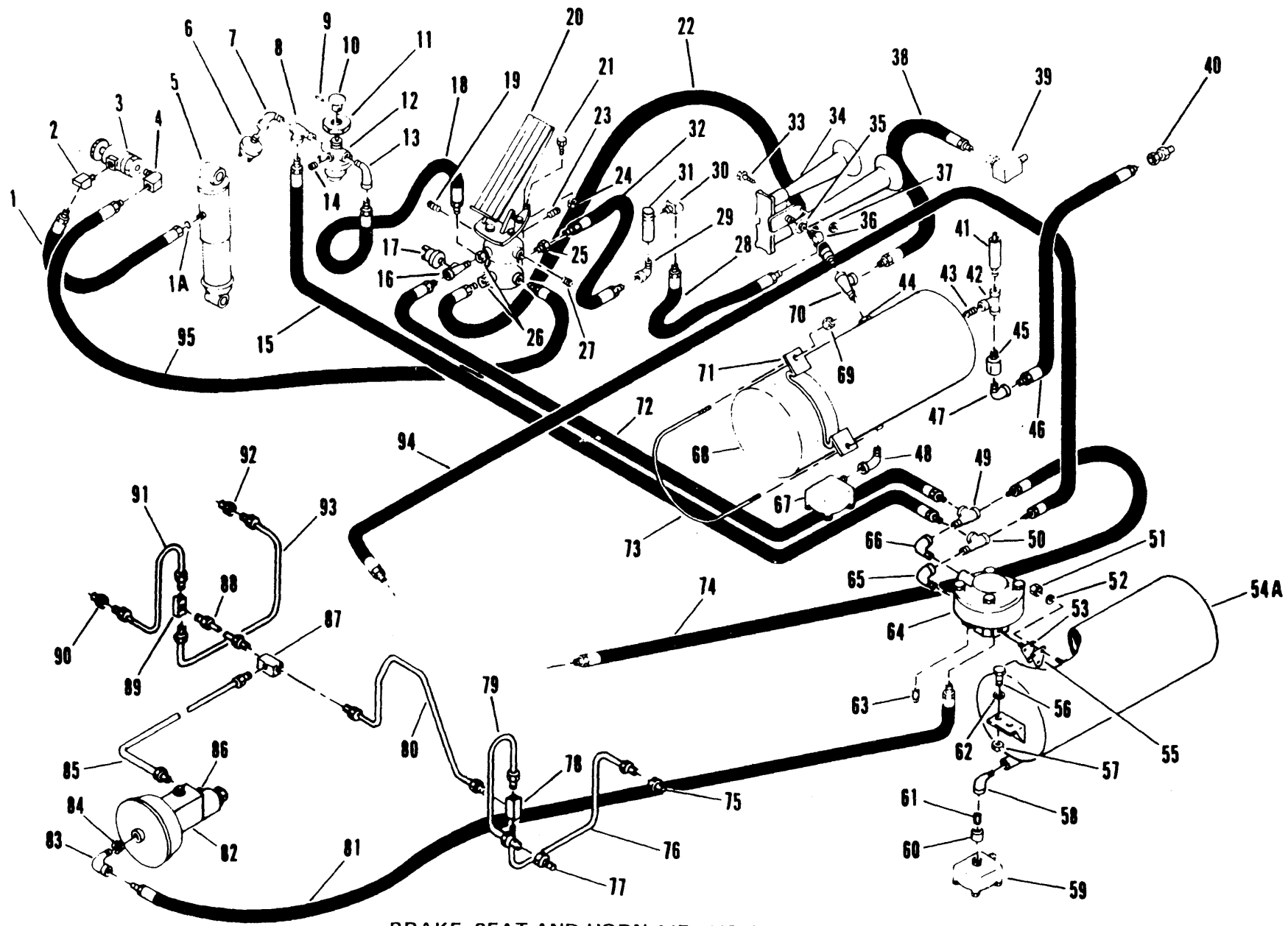
BRAKE HEAD ASSEMBLY – TRACTOR & SCRAPER

Tractor – L.H. Rear of Axle & R.H. Front of Axle – Scraper L.H.

Item	Part No.	Description	Qty.
A	125006	BRAKE HEAD ASSY (Inc. 1 thru 13)	1
NOTE: Quantities listed are for one (1) Brake Head Assembly.			
B	840476	REPAIR KIT (Inc. 3, 4, 8)	1
1	947927	VALVE, Bleeder	2
2	947934	CAP	1
3	----	BOOT – See "B"	4
4	----	PACKING – See "B"	4
5	1C-620	BOLT	8
6	25E-17	WASHER	8
7	947933	CAP, Inlet	1
8	----	PACKING – See "B"	2
9	947935	PISTON	4
10	947931	PIN	4
11	840469	TORQUE PLATE ASSY	1
12	947930	BOLT	4
13	947932	CARRIER & LINING ASSY	2
14	947926	†TUBE & NUT ASSY (Use where applicable)	1
15	947928	†VALVE, Bleeder (Use where applicable)	1

†Not Illustrated

WHEN ORDERING PARTS, ALWAYS STATE MODEL AND SERIAL NO. OF MACHINE



BRAKE, SEAT AND HORN AIR SYSTEM - TRACTOR

CLARK EQUIPMENT COMPANY

BRAKE, SEAT & HORN AIR SYSTEM – TRACTOR

Item	Part No.	Description	Qty.	Item	Part No.	Description	Qty.
1	947084	HOSE	1	49	17F-02	TEE	1
1A	947166	GASKET	1	50	17F-02	TEE	1
2	620559	ELBOW	1	51	61D-06	NUT	3
3	-----	VALVE, Seat – See Index	1	52	4E-06	LKWSHR	3
4	31F-1	ELBOW	1	53	1011127	ADAPTER	1
5	-----	ABSORBER—See Seat Susp.	1	54	1574407	†TANK ASSY (Inc. 51, 52, 53, 54A, 54B, 55 & 64)	1
6	1537354	SWITCH, Low Air	1	54A	1568684	TANK, Modified	1
7	25F-01	ELBOW	1	54B	16F-06	†PLUG (Inc. w/54)	1
8	626582	TEE	1	55	1551321	GASKET	1
9	-----	§PIN (Inc. w/12)	1	56	23C-620	BOLT.....	4
10	-----	§KNOB (Inc. w/12)	1	57	17D-3	NUT	4
11	-----	§NUT (Inc. w/12)	1	58	26F-02	ELBOW	1
12	1567200	VALVE, Emerg. (Inc. 9, 10, 11)	1	59	1505580	VALVE, Drain	1
12A	-----	*†REPAIR KIT (B.W. #281126)	—	60	75F-02	COUPLING	1
13	26F-01	ELBOW	1	61	5K-207	NIPPLE	1
14	15F-02	PLUG	1	62	25E-18	WASHER	4
15	1564730	HOSE	1	63	40K-04	PLUG	3
16	17F-02	TEE	1	64	1567182	VALVE , Relay (B.W. #281865)	1
17	1551751	SWITCH	1	65	26F-02	ELBOW	1
18	1564729	HOSE.....	1	66	26F-02	ELBOW	1
19	13F-08	PLUG	1	67	1574308	VALVE, Drain	1
20	1550935	VALVE, Brake	1	68	527684	RESERVOIR	1
21	23C-520	BOLT	3	69	17D-01	NUT	4
22	1567154	HOSE	1	70	17F-02	TEE	1
23	13F-08	PLUG	1	71	1551022	BRACKET, Saddle	2
24	17D-02	NUT	3	72	1567152	HOSE.....	1
25	19F-05	BUSHING	1	73	1550899	“U” BOLT	2
26	19F-05	BUSHING	2	74	1564726	HOSE	1
27	13F-08	PLUG	1	75	711257	ADAPTER	1
28	1564727	HOSE	1	76	1578719	TUBE	1
29	26F-02	ELBOW	1	77	711257	ADAPTER	1
30	1550519	ELBOW	1	78	659624	TEE	1
31	1550934	VALVE, Horn	1	79	1578721	TUBE	1
32	1567162	HOSE	1	80	1578725	TUBE	1
33	23C-520	BOLT	1	81	593275	HOSE	1
34	593388	HORN (Inc. 35)	1	82	-----	POWER CLUSTER – See Index	1
35	-----	ADAPTER, Retainer (Inc. w/34)....	1	83	26F-02	ELBOW	1
36	1550519	ELBOW	1	84	19F-3	BUSHING	1
37	23C-520	NUT	1	85	1578726	TUBE.....	1
38	1567152	HOSE	1	86	711257	ADAPTER	1
39	1311154	ADAPTER	1	87	659624	TEE	1
40	36F-04	ADAPTER UNION	1	88	1578723	TUBE	1
41	427101	VALVE , Relief	1	89	659624	TEE	1
42	18F-03	TEE	1	90	711257	ADAPTER	1
43	5K-308	NIPPLE	1	91	1578720	TUBE	1
44	19F-03	BUSHING	1	92	711257	ADAPTER	1
45	425413	VALVE, Check	1	93	1578722	TUBE	1
46	1564731	HOSE	1	94	1564726	HOSE	1
47	580239	ELBOW	1	95	1567157	HOSE	1
48	26F-02	ELBOW	1				

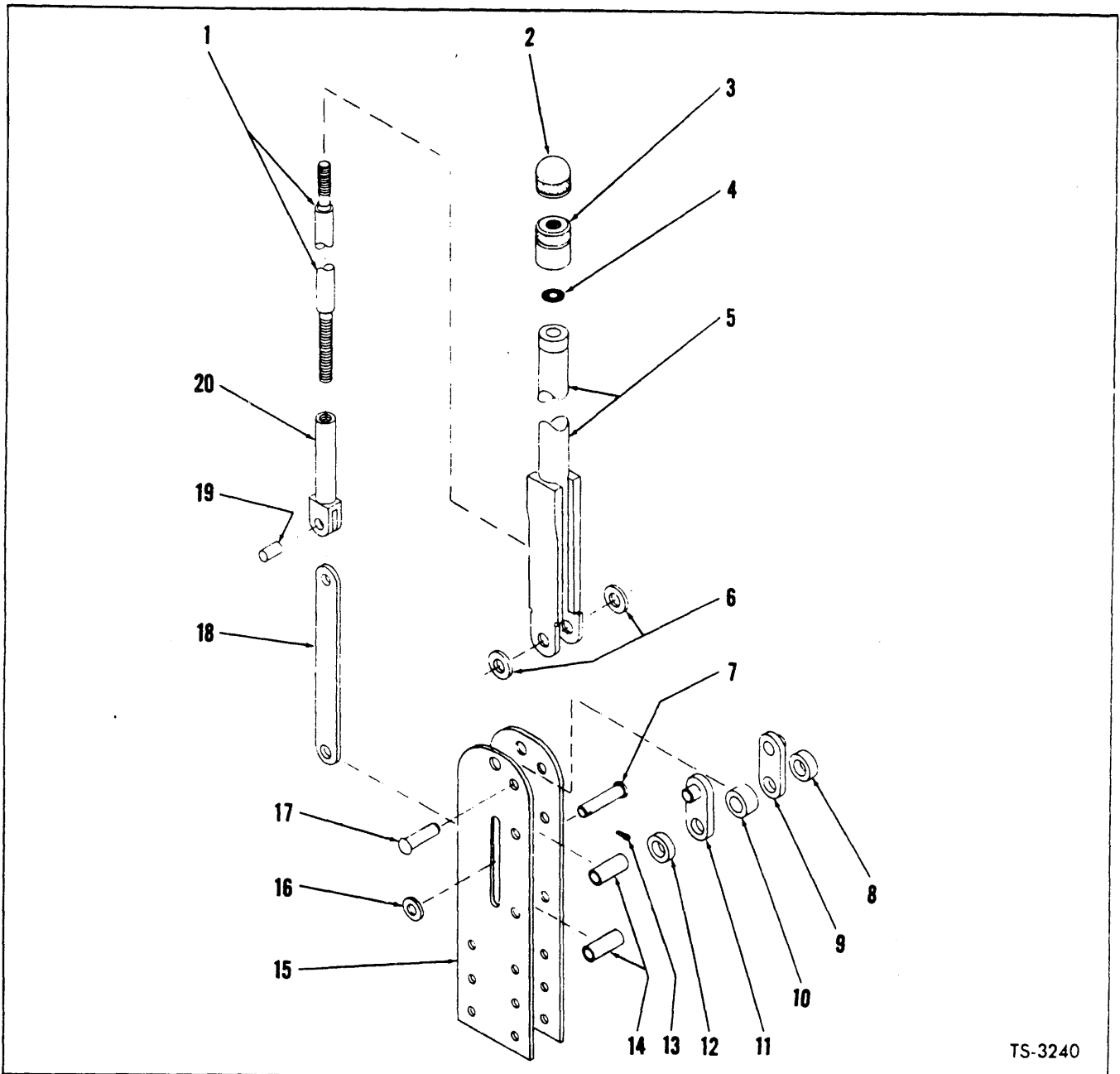
* NOTE: Your local authorized Bendix-Westinghouse Distributor is equipped to service components of this part.

† Not Illustrated

§ Not Sold Separately

WHEN ORDERING PARTS, ALWAYS STATE MODEL AND SERIAL NO. OF MACHINE

CLARK EQUIPMENT COMPANY



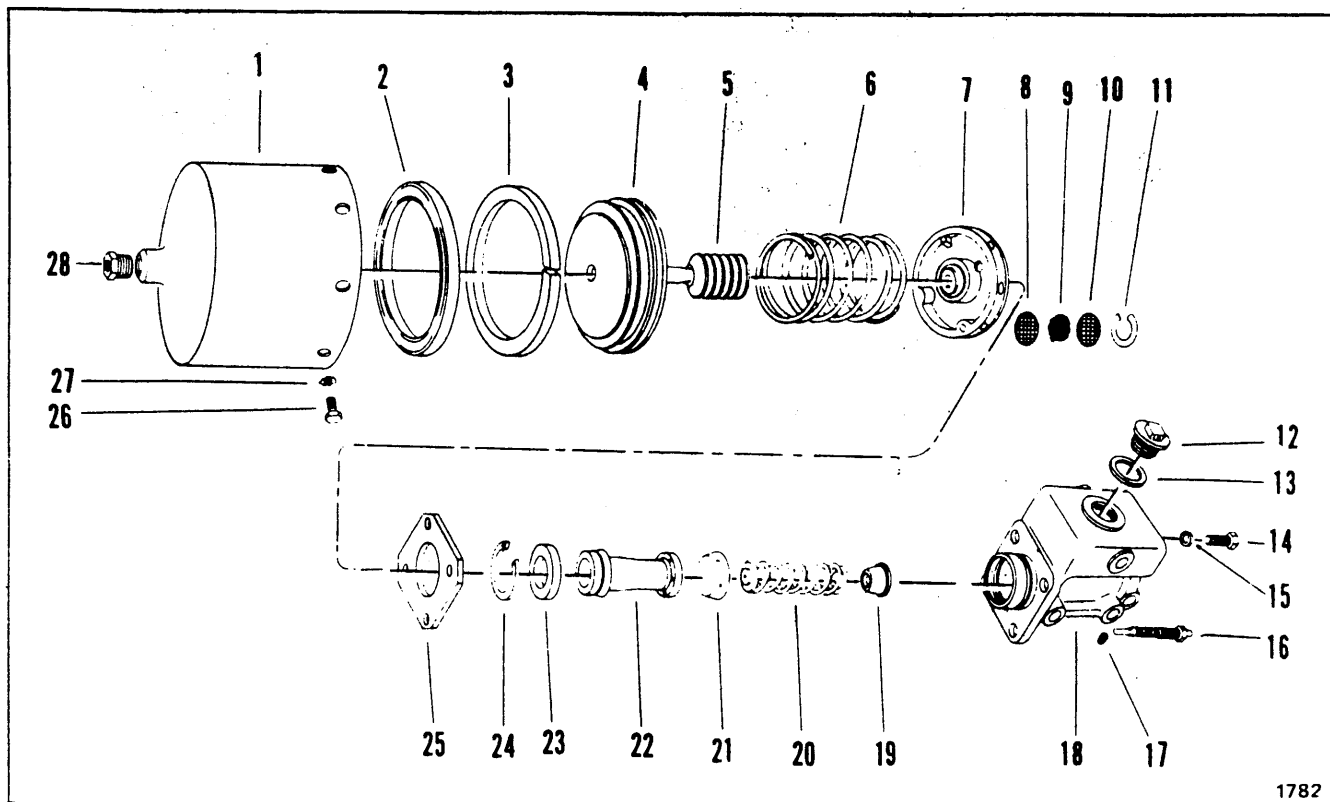
TS-3240

BRAKE LEVER ASSEMBLY - PARKING

Item No.	Part No.	Description	No. Req'd.	Item No.	Part No.	Description	No. Req'd.
A	544998	LEVER ASSY (Inc. 1 thru 20)	1	11	862653	BRACKET, Pivot	1
1	866349	SCREW, Adjusting	1	12	862656	SPACER, Pivot Bracket	1
2	941227	CAP, Adjusting Knob	1	13	1F-312	COTTER, Link Pivot Pin	1
3	941226	BASE, Adjusting Knob	1	14	645095	SPACER, Mounting Bracket	2
4	-----	OMIT	---	15	944969	BRACKET, Lever Mounting	2
5	866348	BODY, Brake Lever	1	16	619019	WASHER, Link Pivot Pin	1
6	619024	WASHER, Body to Bracket	2	17	944054	RIVET, Pivot Bracket	1
7	862738	PIN, Adjusting Screw Link Pivot	1	18	862652	LINK, Adjusting Screw	1
8	862656	SPACER, Pivot Bracket	1	19	941238	PIN, Link to Tube	1
9	862653	BRACKET, Pivot	1	20	944968	TUBE, Adjusting Screw	1
10	862655	SPACER, Pivot Bracket	1				

WHEN ORDERING PARTS, ALWAYS STATE MODEL AND SERIAL NO. OF MACHINE

CLARK EQUIPMENT COMPANY



1782

BRAKE POWER CLUSTER ASSEMBLY

Item	Part No.	Description	Qty.
A	1578774	POWER CLUSTER ASSY (Inc. 1 thru 28)	1
B	945041	REPAIR KIT (Inc. 2, 3, 5, 21, 22)	1
1	945034	SHELL	1
2	-----	§ CUP	1
3	-----	§ WIPER	1
4	945035	PISTON	1
5	-----	§ BOOT	1
6	945036	SPRING	1
7	945037	HEAD ASSY (Inc. 8 thru 11)	1
8	945029	SCREEN	1
9	945044	FILTER	1
10	945029	SCREEN	1
11	945043	RING, Retainer	1
12	892287	CAP	1
13	857933	GASKET	1
14	1C-624	BOLT	3
15	4E-06	LKWSHR	3
16	945038	INDICATOR	1
17	10F-02	PLUG	1
18	947740	HOUSING	1
19	945042	RETAINER	1
20	955321	SPRING	1
21	-----	§ CUP	1
22	-----	§ PISTON ASSY	1
23	955326	PLATE	1
24	955323	RING, Retainer	1
25	945040	PLATE	1
26	1C-510	BOLT	8
27	6E-05	LKWSHR	8
28	356612	BUSHING	1

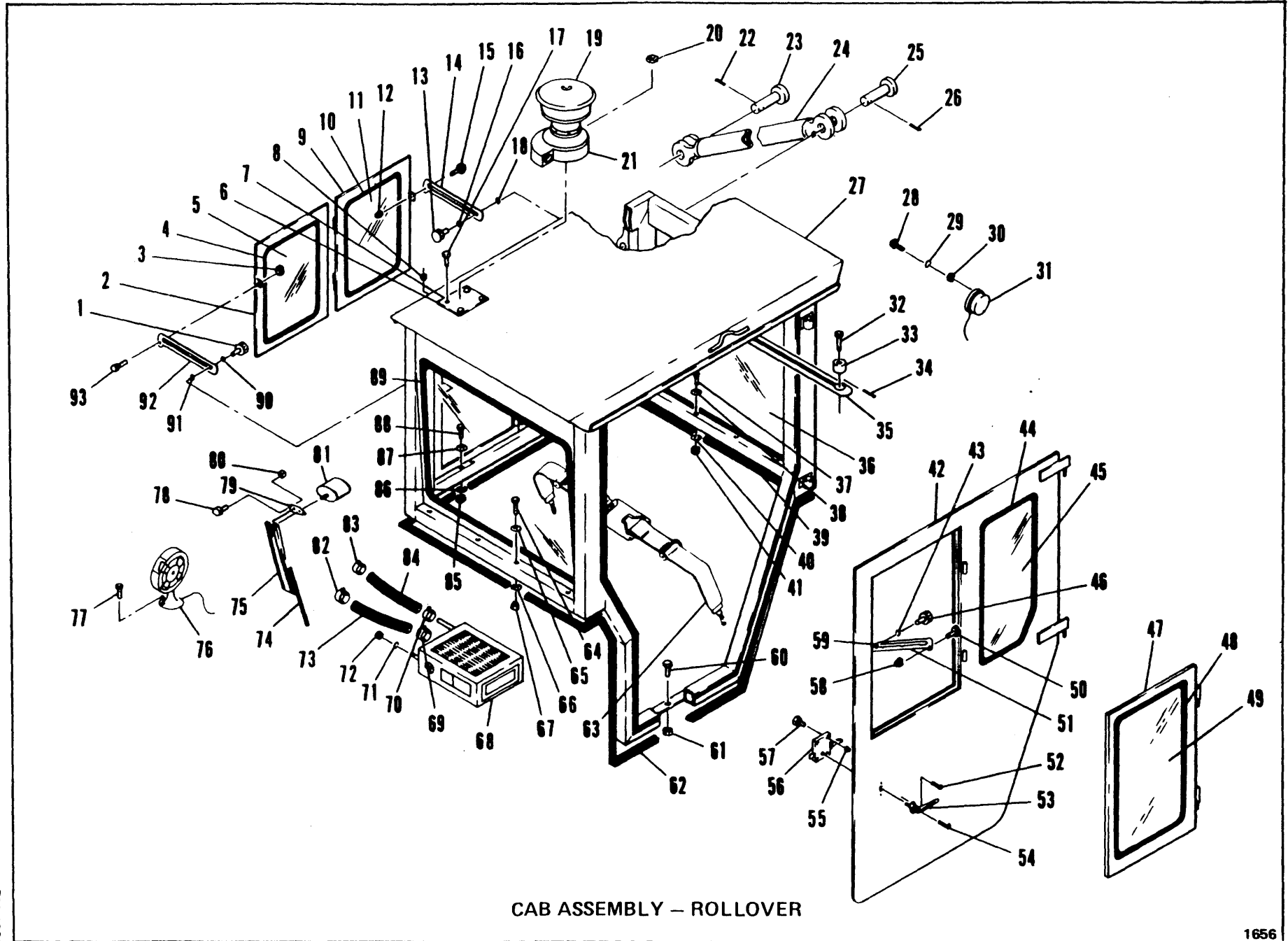
§ Not Sold Separately

WHEN ORDERING PARTS, ALWAYS STATE MODEL AND SERIAL NO. OF MACHINE

CLARK EQUIPMENT COMPANY

**"C" GROUP
CONTENTS**

Cab Assembly – Rollover	C3
Wiring, Pipe & Hose Clips	C5
Torque Converter	C7
Cylinder Assembly – 4" Lift & Ejection	C8
Cylinder Assembly – 4" Steering	C9
Regulating Valve & Pump Attaching Parts – Converter	C10



CAB ASSEMBLY - ROLLOVER

CLARK EQUIPMENT COMPANY

CAB ASSEMBLY – ROLLOVER

Item	Part No.	Description	Qty.	Item	Part No.	Description	Qty.
A	1575450	ROLLOVER CAB & BELT OPTION ASSY (Inc. 1 thru 18, 22 thru 27, 32 thru 67, 74, 75 thru 81, 85 thru 93)	1	45	1573877	GLASS	1
1	1573946	KNOB	1	46	1573946	KNOB	1
2	1573858	WINDOW FRAME ASSY	1	47	1573856	WINDOW FRAME ASSY	1
3	17D-01	NUT	1	48	569694	MOULDING	7'
4	569694	MOULDING	7'	49	1573854	GLASS	1
5	1573854	GLASS	1	50	23C-412	BOLT	1
6	1569959	CAULKING	1	51	1573933	ARM, Window Adjuster	1
7	1550135	PLATE, Cover	1	52	32G-1010	SCREW	2
8	17D-01	NUT	1	53	1573917	HANDLE, Key.....	1
9	1573856	WINDOW FRAME ASSY	1	54	-----	KEY	2
10	569694	MOULDING	7'	55	50D-12	NUT	4
11	1573854	GLASS	1	56	1563297	LATCH AND HANDLE, Door ...	1
12	17D-01	NUT	1	57	85G-1216	BOLT	4
13	1573946	KNOB	1	58	17D-01	NUT	1
14	1573933	ARM, Window Adjuster	1	59	25E-18	WASHER	1
15	23C-412	BOLT	1	60	24C-1040	BOLT	5
16	25E-18	WASHER	1	61	18D-10	NUT	5
17	23C-412	BOLT	1	62	1574927	MOULDING	1
18	25E-18	WASHER	1	63	-----	SEAT BELT ASSY – See Index ...	1
19	-----	PRECLEANER – See Index	1	64	24C-880	BOLT	4
20	-----	NUT – See Index	4	65	25E-21	WASHER	4
21	-----	BLOWER ASSY – See Index	1	66	25E-21	WASHER	4
22	1F-740	COTTER	1	67	18D-08	NUT	4
23	1564317	PIN	1	68	-----	HEATER – See Index	1
24	1574948	SUPPORT ASSY	1	69	-----	CLAMP – See Index	1
25	1564317	PIN	1	70	-----	CLAMP – See Index	1
26	1F-740	COTTER	1	71	-----	LKWSHR – See Index	2
27	1574918	ROLLOVER CAB ASSY (Inc. 1 thru 18, 32 thru 62, 64 thru 67, 85 thru 93)	1	72	-----	NUT	2
28	-----	SCREW, Machine – See Options	3	73	-----	HOSE, Heater	1
29	-----	WASHER	3	74	1572977	BLADE, Wiper.....	1
30	-----	NUT	3	75	1572978	WIPER ARM ASSY	1
31	-----	LIGHT, Dome (Inc 28, 29 & 30)....	1	76	-----	FAN, Defrost – See Index.....	1
32	2F-06106	PIN, Clevis	1	77	-----	BOLT – See Index	4
33	1574262	BUSHING	2	78	-----	BOLT – See Index	2
34	1F-316	COTTER	1	79	1572979	WIPER ADAPTER KIT.....	1
35	1574263	ADJUSTER	1	80	-----	NUT	2
36	1573869	GLASS – Front & Rear.....	2	81	-----	WIPER, MOTOR & BRACKET ASSY – See Index	1
37	24C-880	BOLT	4	82	-----	CLAMP – See Index	1
38	25E-21	WASHER	4	83	-----	CLAMP – See Index	1
39	569694	MOULDING	9'	84	-----	HOSE, Heater – See Index	1
40	25E-21	WASHER	4	85	18D-08	NUT	6
41	18D-08	LOCKNUT	4	86	25E-21	WASHER	6
42	1574849	DOOR	1	87	25E-21	WASHER	6
43	25E-18	WASHER	1	88	24C-856	BOLT	6
44	569694	MOULDING	7'	89	569694	MOULDING	9'
				90	25E-18	WASHER	1
				91	25E-18	WASHER	1
				92	1573933	ADJUSTER, Window	1
				93	23C-412	BOLT	1

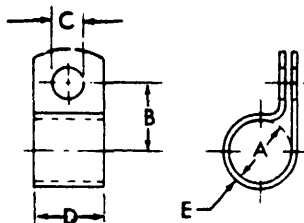
WHEN ORDERING PARTS, ALWAYS STATE MODEL AND SERIAL NO. OF MACHINE

CLARK EQUIPMENT COMPANY

WIRING, PIPE AND HOSE CLIPS

The following types of clips are used in connection with the various wiring, fuel, air and hydraulic piping systems employed in this unit. When replacing clips identification can be made by checking type and physical dimensions listed to obtain part number.

CLOSED CLIP



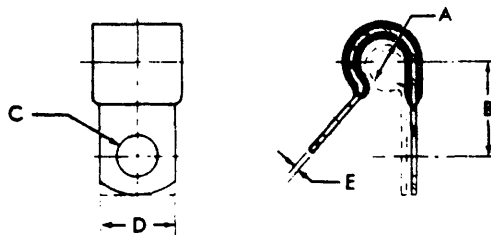
TS-5009-P

Item No.	PART NUMBER	A	B	C	D	E
1	6H-9	5/16	21/32	13/32	3/4	.032
2	6H-11	7/16	25/32	15/32	7/8	.032
3	6H-16	5/8	13/16	13/32	3/4	.048
4	6H-18	3/4	31/32	13/32	3/4	.060
5	6H-23	1 3/4	1 5/8	13/32	1	.060
6	6H-29	1/2	11/16	11/32	5/8	.048
7	6H-32	9/16	21/32	9/32	1/2	.048
8	6H-35	1 5/8	1 9/16	13/32	7/8	.060
9	6H-41	7/8	1 1/16	13/32	3/4	.060

WIRING, PIPE AND HOSE CLIPS

The following types of clips are used in connection with the various wiring, fuel, air and hydraulic piping systems employed in this unit. When replacing clips identification can be made by checking type and physical dimensions listed to obtain part number.

INSULATED CLIP

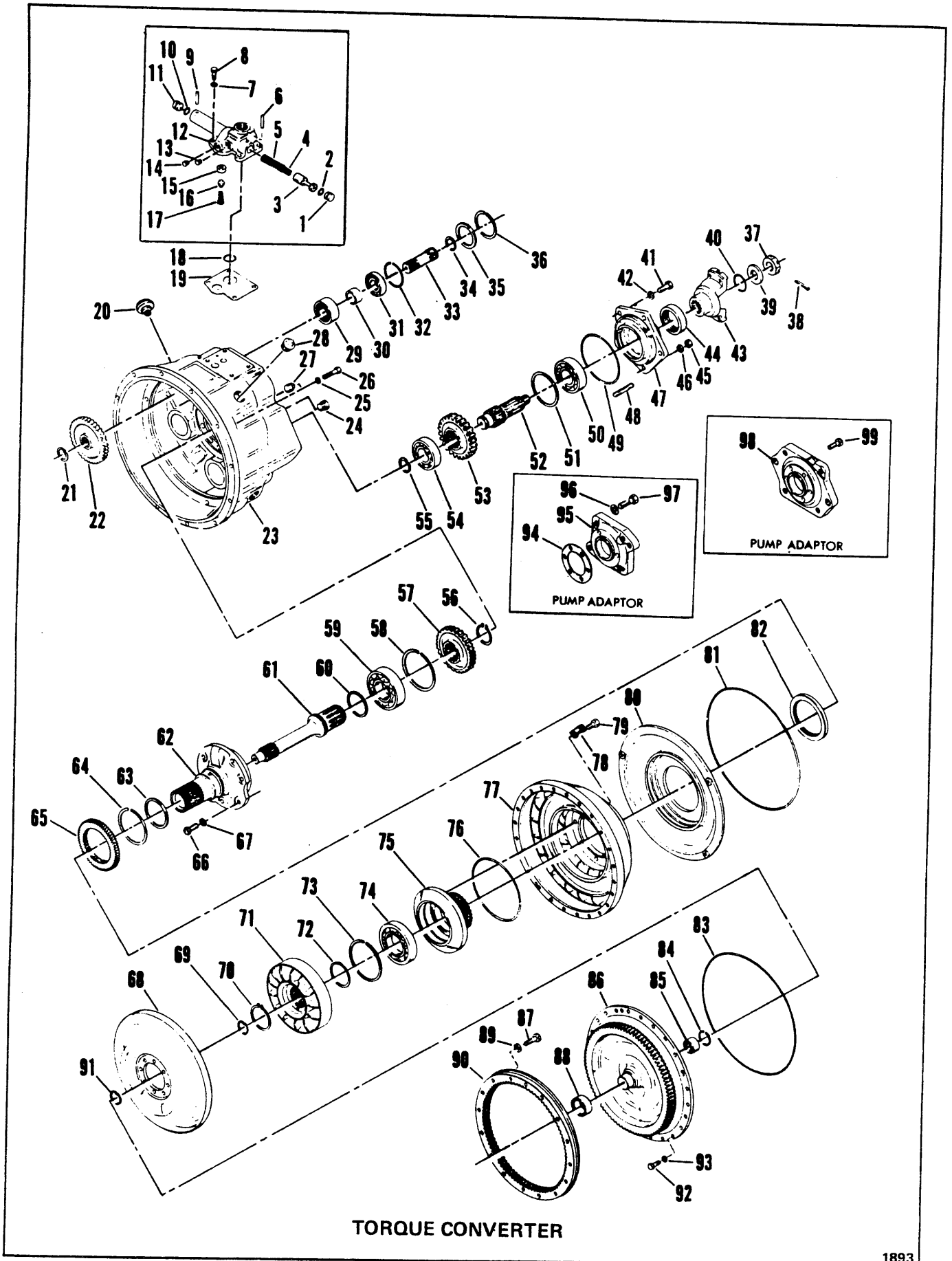


TS-5008-P

Item No.	PART NUMBER	A	B	C	D	E
1	30H-8	1/8	17/32	11/32	5/8	.025
2	30H-10	3/16	1/2	9/32	1/2	.032
3	30H-14	1/4	17/32	9/32	1/2	.032
4	30H-20	5/16	11/16	13/32	3/4	.036
5	30H-26	7/16	11/16	11/32	5/8	.048
6	30H-38	5/8	27/32	13/32	3/4	.050
7	30H-46	13/16	15/16	13/32	3/4	.048

WHEN ORDERING PARTS, ALWAYS STATE MODEL AND SERIAL NO. OF MACHINE

CLARK EQUIPMENT COMPANY



1893

CLARK EQUIPMENT COMPANY

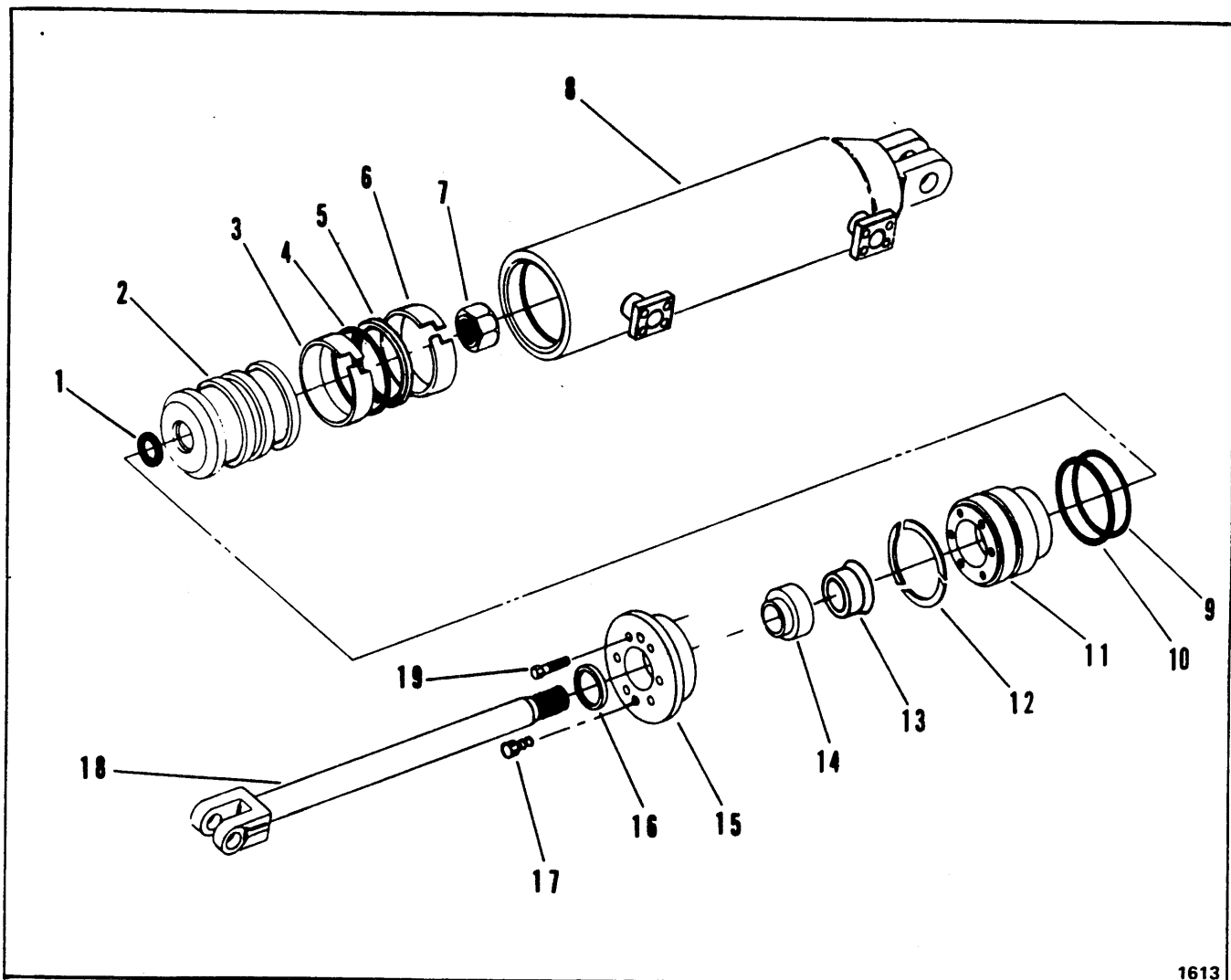
TORQUE CONVERTER

Item	Part No.	Description	Qty.	Item	Part No.	Description	Qty.
A	283729	TORQUE CONVERTER ASSY (C272.5-1) (Inc. 1 thru 99)	1	50	743439	BEARING, Rear	1
1	220983	STOP, Valve	1	51	223901	RING, Snap	1
2	25K-30018	O-RING	1	52	214937	SHAFT	1
3	224466	PISTON, Valve	1	53	216268	GEAR	1
4	224368	SPRING, Inner	1	54	235057	BEARING, Front	1
5	224369	SPRING, Outer	1	55	214955	RING, Snap	1
6	660178	PIN, Roll	1	56	224026	RING, Snap	1
7	-----	§ LKWSHR	-	57	214269	GEAR <i>216268 S.H.F.G-1</i>	1
8	5C-616	SCREW (Inc. 7)	4	58	214953	RETAINER	1
9	660178	PIN, Roll	1	59	231554	BEARING	1
10	25K-30018	O-RING	1	60	222079	RING, Piston	1
11	220983	STOP, Valve	1	61	214833	SHAFT	1
12	214943	VALVE ASSY, Regulating (Inc. 1 thru 6, 9 thru 11, 15)	1	62	214832	SUPPORT & SLEEVE ASSY	1
13	40K-02	PLUG, Pipe	1	63	221653	RING, Piston	1
14	40K-02	PLUG, Pipe	1	64	224009	RETAINER	1
15	214946	SEAT, Valve	1	65	231904	GEAR	1
16	222318	PLUNGER, Valve	1	66	1C-820	BOLT	6
17	222312	SPRING, Valve	1	67	7E-08	LKWSHR	6
18	25K-40104	O-RING	1	68	801878	TURBINE	1
19	214949	GASKET	1	69	233059	RING, Snap	1
20	233598	BREATHING, Air	1	70	743035	RING, Snap	1
21	711298	RING, Snap	2	71	233058	MEMBER, Reaction	1
22	231905	GEAR, Drive	2	72	229566	SPACER	1
23	214950	HOUSING, Converter	1	73	214953	RETAINER	1
24	40K-02	PLUG	1	74	214596	BEARING	1
25	4E-06	LKWSHR	3	75	214923	HUB, Impeller	1
26	1C-628	SCREW	3	76	60K-40616	O-RING	1
27	16F-08	PLUG	1	77	233056	IMPELLER	1
28	13F-16	PLUG	4	78	26E-19	WASHER	8
29	225930	BEARING	2	79	4C-714	BOLT	8
30	216914	SPACER	2	80	233840	BAFFLE, Oil <i>214925 S.H.F.G-1</i>	1
31	214956	BEARING	2	81 ^r	214939	O-RING <i>214941 S.H.F.G-1</i>	1
32	214954	RING, Snap	2	82	233839	SEAL, Oil <i>214941 P.C.C.B.S.Y</i>	1
33	214928	SHAFT	2	83	232535	O-RING	1
34	224039	RING, Snap	2	84	666542	RING, Snap	1
35	214929	WASHER	2	85	214988	BEARING	1
36	713186	RING, Snap	2	86	234503	COVER, Impeller	1
37	201951	NUT	1	87	233092	BOLT	16
38	1F-424	COTTER	1	88	222006	SLEEVE	1
39	102745	WASHER	1	89	215909	WASHER	16
40	25K-40112	O-RING	1	90	801780	GEAR KIT, Flywheel Ring (Inc. 87, 89)	1
41	1C-720	SCREW	3	91	233059	RING, Snap	1
42	4E-07	LKWSHR	3	92	233128	SCREW (Inc. 93)	24
43	214985	FLANGE, Companion	1	93	-----	§ LKWSHR	-
44	206864	SEAL, Oil	1	94	551906	GASKET	1
45	8D-07	NUT	2	95	230502	ADAPTER, Pump	1
46	4E-07	LKWSHR	2	96	4E-06	LKWSHR	3
47	214942	RETAINER, Bearing	1	97	1C-616	BOLT	3
48	214730	STUD	2	98	228685	COVER, Adapter	1
49	25K-40512	O-RING	1	99	1C-816	BOLT	2
				99A	4E-08	‡ LKWSHR	2

† Not Illustrated
§ Not Sold Separately

WHEN ORDERING PARTS, ALWAYS STATE MODEL AND SERIAL NO. OF MACHINE

CLARK EQUIPMENT COMPANY



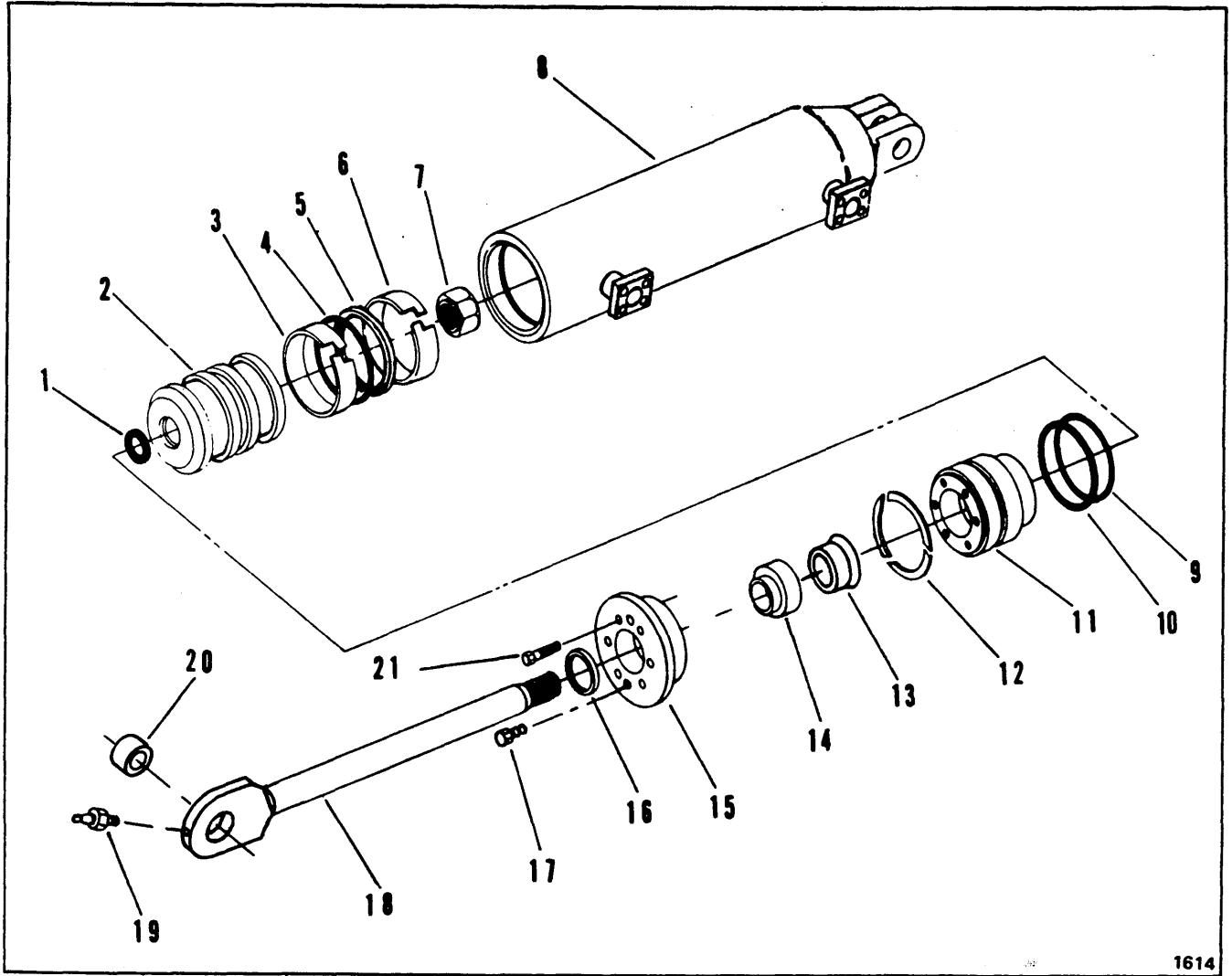
1613

CYLINDER ASSEMBLY – 4" LIFT & EJECTION

Item	Part No.	Description	Qty.
A	1575107	CYLINDER ASSY (Inc. 1 thru 19)	4
B	1577635	REPAIR KIT (Inc.1, 3, 4, 5, 6, 9, 10, 12, 13, 14 & 16)	—
<p>NOTE: Two (4) Cylinder Assy's required per machine – Quantities listed below are for one (1) Cylinder Assembly only.</p>			
1	25K-40104	O-RING	1
2	1575027	PISTON	1
3	1503012	RING, Wear	1
4	1503463	RING, Inner	1
5	1503018	RING, Outer	1
6	1503012	RING, Wear	1
7	1576229	LOCKNUT	1
8	1575106	BARREL, Cylinder	1
9	25K-40324	O-RING	1
10	743816	RING	1
11	1575021	HEAD	1
12	1575024	RETAINER	3
13	1569520	MONOSEAL	1
14	1575023	BUSHING	1
15	1575025	FLANGE.....	1
16	1564612	WIPER	1
17	21C-512	BOLT	2
18	1571812	ROD, Cylinder (Inc. 19, 20)	1
19	21C-520	BOLT	6

WHEN ORDERING PARTS, ALWAYS STATE MODEL AND SERIAL NO. OF MACHINE

CLARK EQUIPMENT COMPANY



1614

CYLINDER ASSEMBLY - 4" STEERING

Item	Part No.	Description	Qty.
A	1575015	CYLINDER ASSY (Inc.1 thru 21)	2
B	1577635	REPAIR KIT (Inc.1, 3, 4, 5, 6, 9, 10, 12, 13, 14 & 16)	-
NOTE: Two (2) Cylinder Assy's required per machine - Quantities listed below are for one (1) Cylinder Assembly only.			
1	25K-40104	O-RING	1
2	1575027	PISTON, Cylinder	1
3	1503012	RING, Wear	1
4	1503463	RING, Inner	1
5	1503018	RING, Outer	1
6	1503012	RING, Wear	1

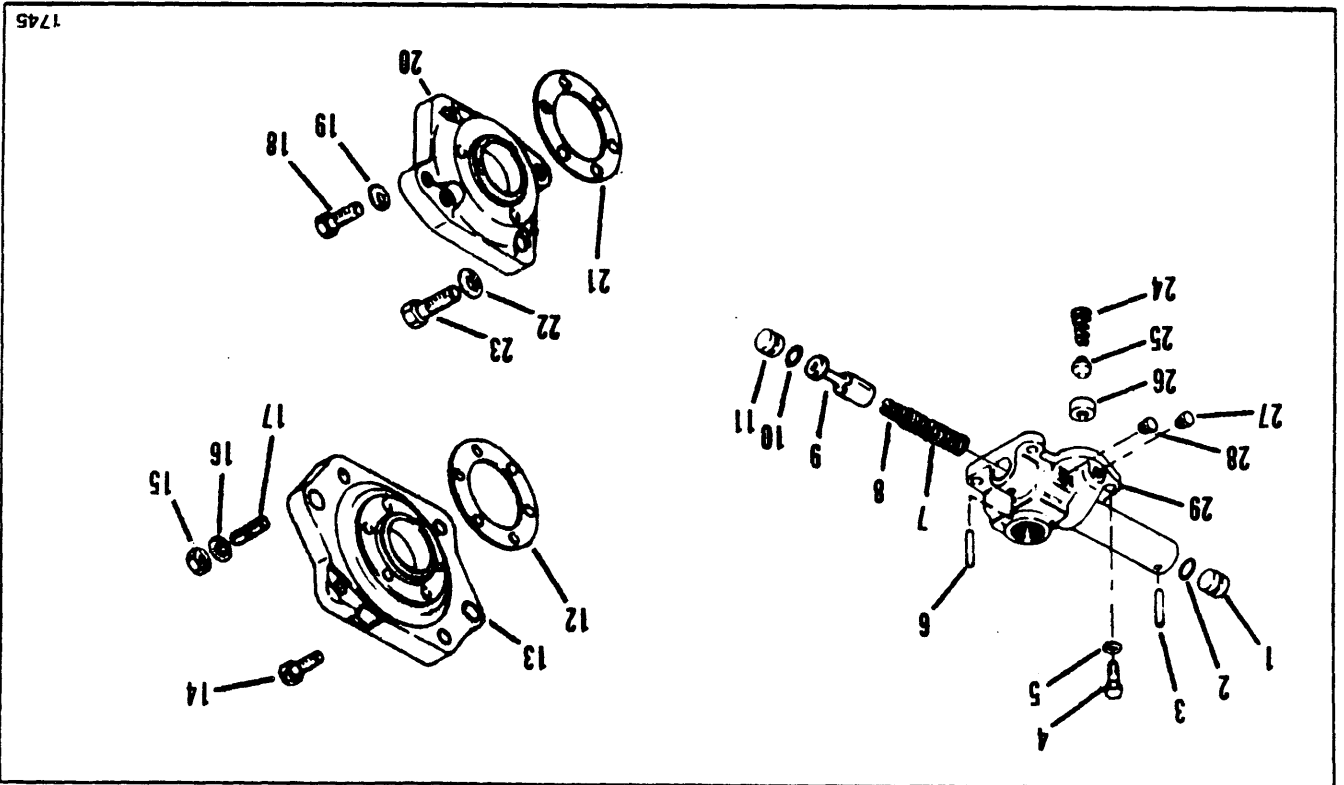
Item	Part No.	Description	Qty.
7	1576229	LOCKNUT	1
8	1575016	BARREL, Cylinder	1
9	25K-40324	O-RING	1
10	743816	RING	1
11	1575021	HEAD	1
12	1575024	RETAINER	3
13	1569520	MONOSEAL	1
14	1575023	BUSHING	1
15	1575025	FLANGE	1
16	1564612	WIPER	1
17	21C-512	BOLT	2
18	1571804	ROD, Cylinder (Inc. 19, 20)	1
19	10H-25	FITTING, Grease	1
20	1564670	BUSHING	1
21	21C-520	BOLT	6

WHEN ORDERING PARTS, ALWAYS STATE MODEL AND SERIAL NO. OF MACHINE

WHEN ORDERING PARTS, ALWAYS STATE MODEL AND SERIAL NO. OF MACHINE

Item	Part No.	Description	Qty.
1	220983	STOP	1
2	25K-30018	O-RING	1
3	660178	PIN	1
4	5C-616	BOLT & LKWSHR ASSY (Inc. 5)	4
5	---	LKWSHR	4
6	660178	PIN	1
7	224369	SPRING, Outer	1
8	224368	SPRING, Inner	1
9	224466	PISTON	1
10	25K-30018	O-RING	1
11	220983	STOP	1
12	25K-40212	O-RING	1
13	231727	ADAPTER	1
14	1C-616	BOLT	6
15	---	OMIT	---
16	5E-06	LKWSHR	6
17	---	OMIT	---
18	---	OMIT	---
19	---	OMIT	---
20	230502	ADAPTER	1
21	551906	GASKET	1
22	4E-06	LKWSHR	3
23	1C-616	BOLT	3
24	222312	SPRING	1
25	222318	PLUNGER	1
26	214946	SEAT, Valve	1
27	40K-02	PLUG	1
28	40K-02	PLUG	1
29	214943	REGULATING VALVE ASSY	1

REGULATING VALVE AND PUMP ATTACHING PARTS - CONVERTER



1745

CLARK EQUIPMENT COMPANY

**"E" GROUP
CONTENTS**

Electrical Group:

Electrical Switches & Instrument Panel – Front E3, E7
Electrical Switches & Instrument Panel – Rear E5, E9
Electrical System & Wiring Diagram E11

Elevator Group:

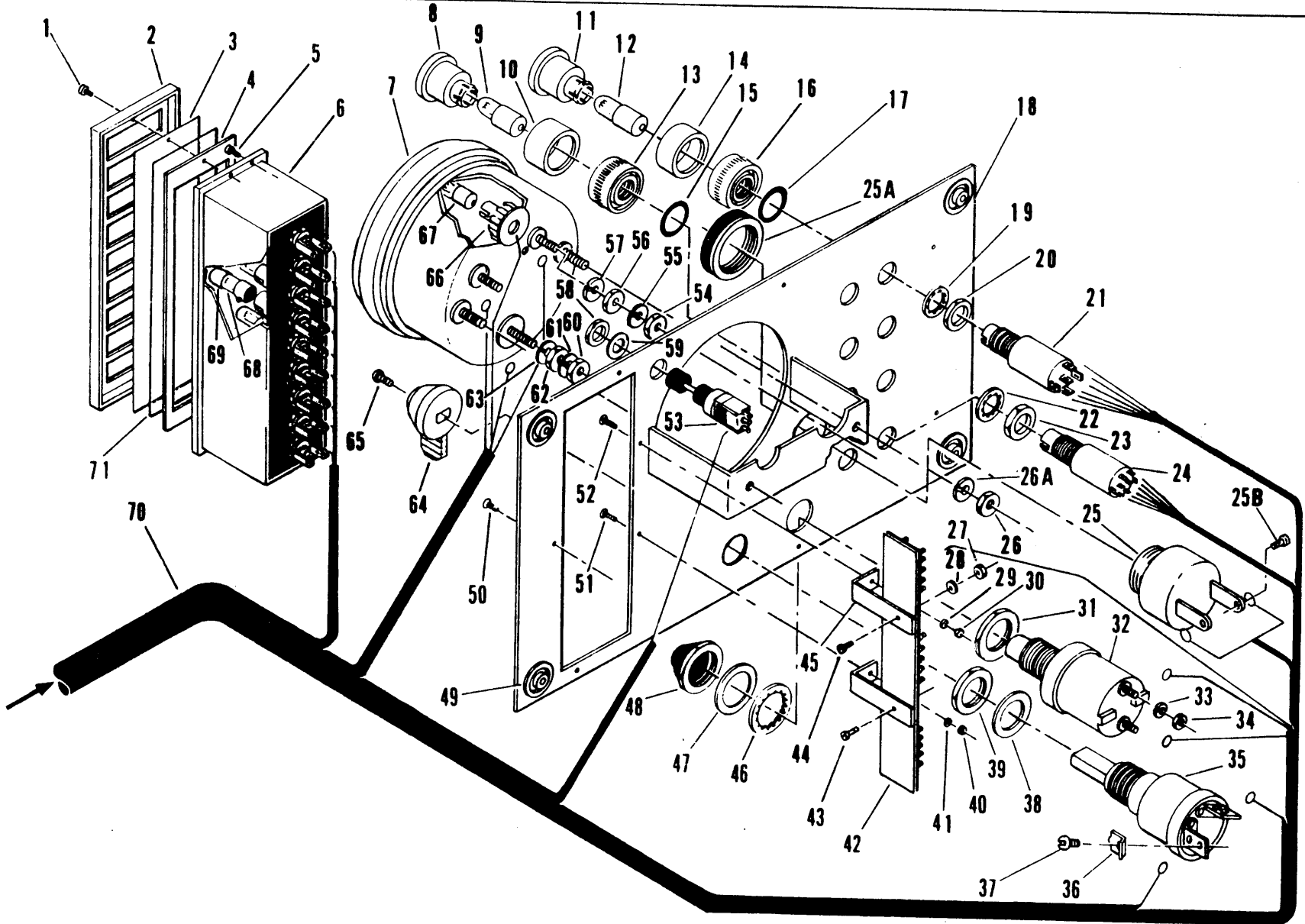
Elevator Assembly E13
Elevator Chain E15
Elevator Control E17
Elevator Motor Assembly E19

Endgate & Stabilizer Group E20

Engine Group:

Air Cleaner Assembly E21
Engine Air Cleaner & Connections E22
Engine & Accessories E23
Engine Controls E25

Exhaust Group E27



ELECTRICAL SWITCHES AND INSTRUMENT PANEL (FRONT)

CLARK EQUIPMENT COMPANY

ELECTRICAL SWITCHES AND INSTRUMENT PANEL – FRONT

For Serial: 226A-101 thru 226A-234

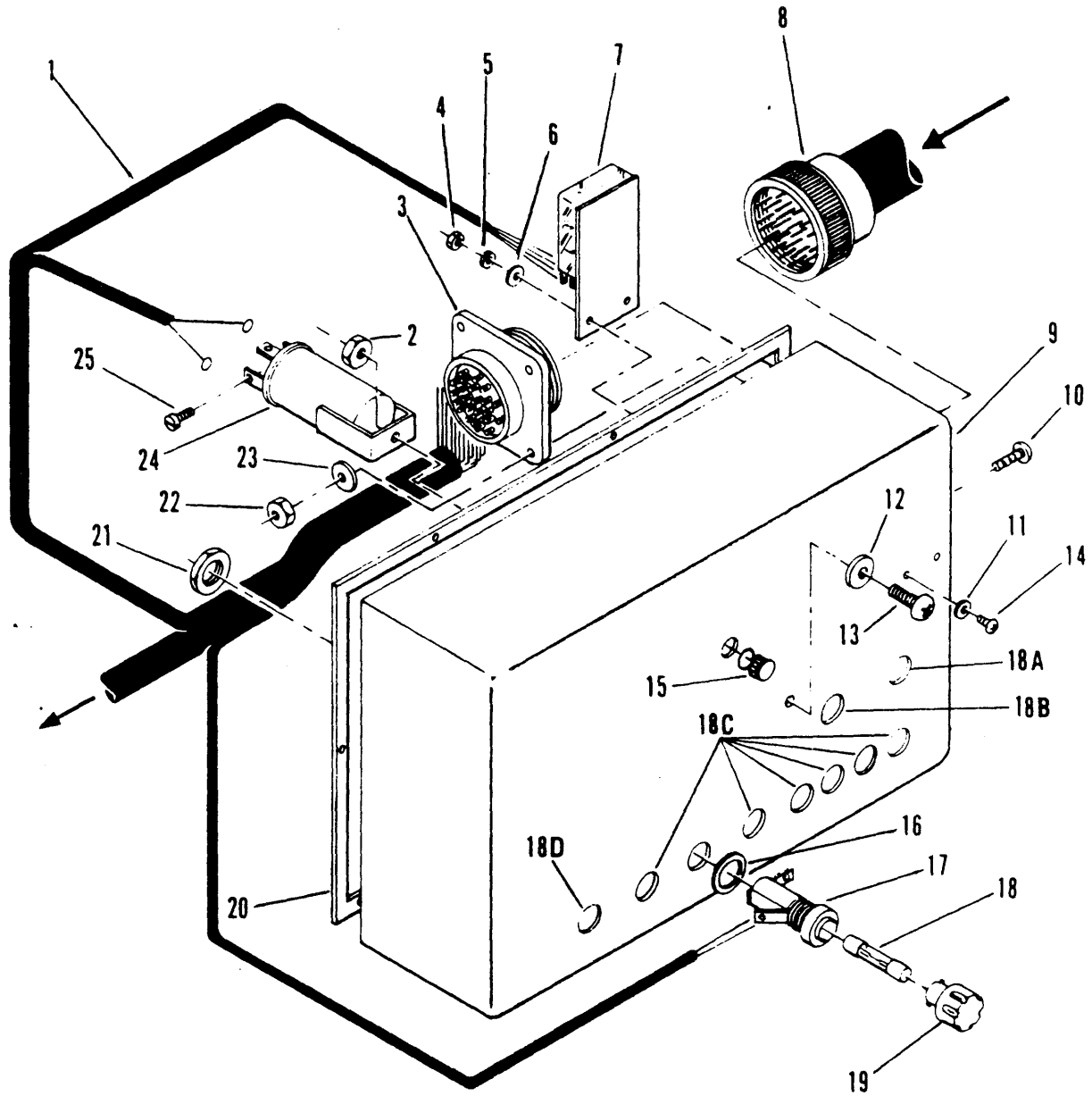
Item	Part No.	Description	Qty.	Item	Part No.	Description	Qty.
A	1574450	*INSTRUMENT PANEL (Inc. Front & Rear)	1	33	-----	§ LKWSHR	2
1	85G-405	BOLT	2	34	-----	§ NUT (Inc. w/32)	2
2	1564618	COVER	1	35	1576774	SWITCH, Ignition (Inc. 36, 37, 38, 39, 64, 65)	1
3	1564619	LENS	1	36	-----	§ LKWSHR (Inc. w/35)	1
4	1564621	SEAL	1	37	-----	§ BOLT (Inc. w/35)	1
5	87G-408	BOLT	2	38	-----	§ WASHER (Inc. w/35)	1
6	1576819	BOX, Lamp	1	39	-----	§ NUT (Inc. w/35)	1
7	1574862	TACHOMETER	1	40	50D-06	NUT	1
8	1564623	CAP, Left	1	41	763143	WASHER	1
8A	1564624	CAP, Right	1	42	1564680	BOARD, Terminal	1
9	1718767	BULB	2	43	-----	§ BOLT (Inc. w/42)	1
10	1564625	COVER, Rubber	2	44	-----	§ BOLT (Inc. w/42)	1
11	1564622	CAP	6	45	-----	§ STRAP (Inc. w/42)	2
12	1718767	BULB	6	46	-----	§ LKWSHR (Inc. w/32)	1
13	-----	§ CAP (Inc. w/24)	2	47	-----	§ FLATWASHER (Inc. w/32)	1
14	1564625	COVER, Rubber	6	48	-----	§ COVER (Inc. w/32)	1
15	-----	§ O-RING (Inc. w/24)	2	49	1564616	MOUNT, Shock	4
16	-----	§ CAP (Inc. w/21)	6	50	1G-406	BOLT	6
17	-----	O-RING (Inc. w/21)	6	51	87G-405	BOLT	1
18	1564679	PANEL	1	52	87G-405	BOLT	1
19	-----	§ LKWSHR (Inc. w/21)	6	53	1564617	SWITCH, Test (Inc. 58, 59)	1
20	-----	§ NUT (Inc. w/21)	6	54	-----	§ NUT (Inc. w/7)	1
21	1564682	SWITCH (Inc. 11, 12, 14, 16, 17, 19, 20)	6	55	-----	§ LKWSHR (Inc. w/7)	1
22	-----	§ LKWSHR (Inc. w/24)	2	56	-----	§ NUT (Inc. w/7)	1
23	-----	§ NUT (Inc. w/24)	2	57	-----	§ LKWSHR (Inc. w/7)	1
24	1564683	SWITCH, L.H. (Inc. 8, 9, 10, 13, 15, 22, 23)	1	58	-----	§ NUT (Inc. w/53)	1
24A	1564684	SWITCH, R.H. (Inc. 8, 9, 10, 13, 15, 22, 23)	1	59	-----	§ FLATWASHER (Inc. w/53)	1
25	1782699	WARNING DEVICE, Air	1	60	-----	§ NUT (Inc. w/7)	1
25A	-----	§ NUT (Inc. w/25)	1	61	-----	§ LKWSHR (Inc. w/7)	1
25B	-----	§ BOLT (Inc. w/25)	2	62	-----	§ NUT (Inc. w/7)	1
26	-----	§ NUT (Inc. w/7)	1	63	-----	§ NUT (Inc. w/7)	1
27	-----	§ NUT	2	64	-----	§ LEVER (Inc. w/35)	1
28	-----	§ FLATWASHER	2	65	-----	§ BOLT (Inc. w/35)	1
29	763143	FLATWASHER	1	66	-----	§ TACHOMETER LIGHT ASSY (Inc. w/7)	1
30	50D-06	NUT	1	67	-----	§ BULB (Inc. w/7)	1
31	-----	§ NUT (Inc. w/32)	1	68	1564615	BULB	9
32	600259	SWITCH, Starter	1	69	OMIT	CAP, Rubber	—
				70	-----	§ WIRE, Bundle (Inc. w/Panel)	1
				71	1564620	LEGEND, Film	1

*NOTE: For complete replacement use 1579722, Instrument Panel Assy, and 1580472, Wiring Harness.

§ Not Sold Separately

See page E7-1 for components of 1579722.

WHEN ORDERING PARTS, ALWAYS STATE MODEL AND SERIAL NO. OF MACHINE



ELECTRICAL SWITCHES AND INSTRUMENT PANEL - REAR

1608C

PM 4039
Printed in U.S.A.

CLARK EQUIPMENT COMPANY

ELECTRICAL SWITCHES AND INSTRUMENT PANEL - REAR

For Serial: 226A-101 thru 226A-234

Item Part No. Description Qty.

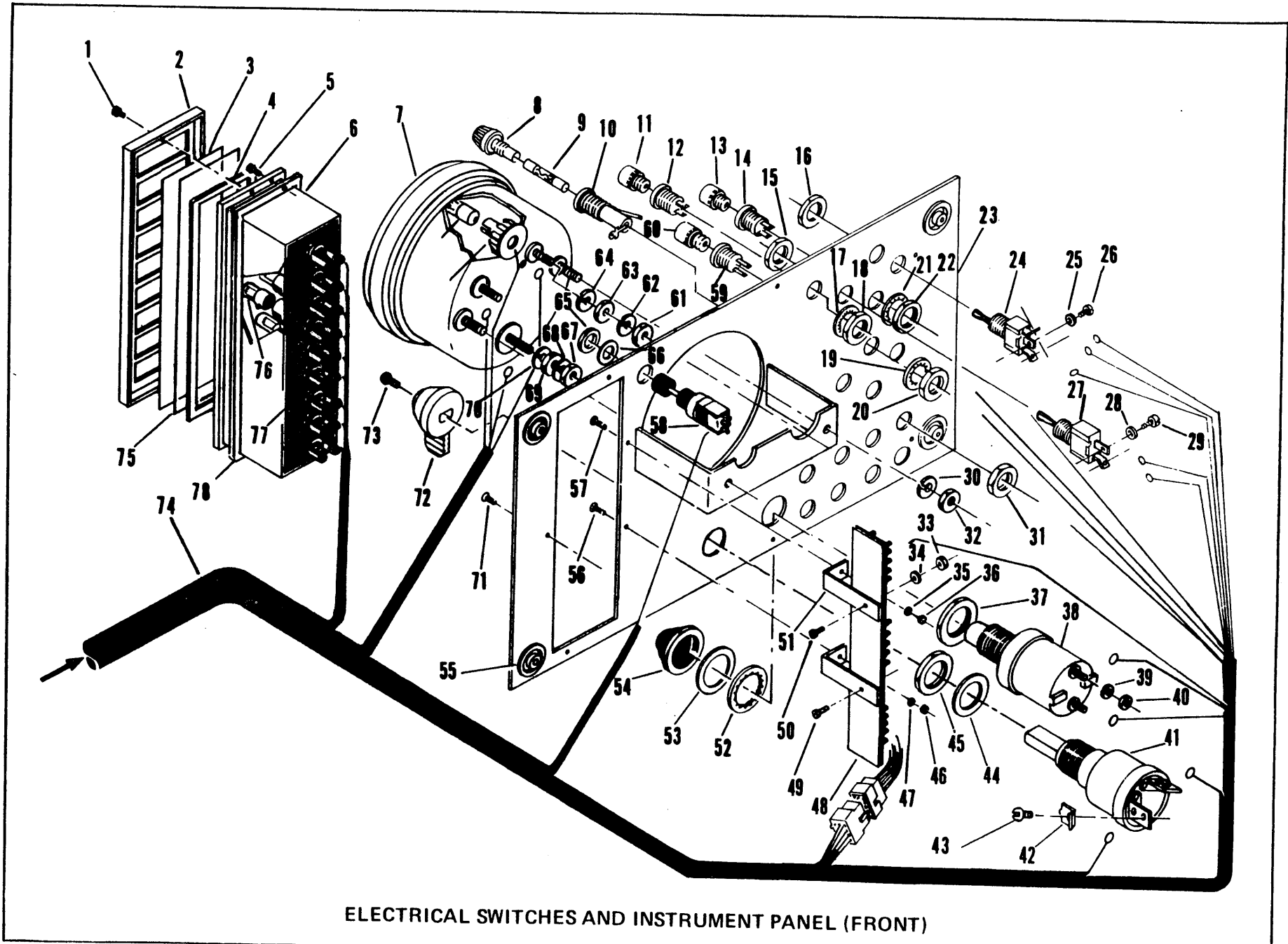
1	---	§ WIRE BUNDLE (Inc. w/Panel)	1
2	50D-04	NUT	1
3	1564668	CONNECTOR	1
4	50D-02	NUT	2
5	---	§ LKWSHR	2
6	25E-02	FLATWASHER	2
7	1564776	RELAY	1
8	1575912	WIRING HARNESS	1
9	1564678	BOX, Panel Back	1
10	87G-608	BOLT	4
11	25E-02	FLATWASHER	2
12	791855	WASHER	1
13	87G-405	BOLT	1
14	87G-206	BOLT	2
15	1577738	PLUG	1
16	---	§ WASHER (Inc. w/17)	10
17	1577568	HOLDER, Fuse (Inc. 16, 19, 21)	10
18	1319451	FUSE	1
18A	1319451	FUSE	1
18B	1319452	FUSE	1
18C	601390	FUSE	6
18D	1319451	FUSE	1
19	---	§ CAP (Inc. w/17)	19
20	---	§ SEAL (Inc. w/10)	1
21	---	§ NUT (Inc. w/17)	10
22	50D-06	NUT	4
23	712093	FLATWASHER	4
24	1539031	FLASHER (Inc. 25)	1
25	---	§ SCREW (Inc. w/24)	3

§ Not Sold Separately

WHEN ORDERING PARTS, ALWAYS STATE MODEL AND SERIAL NO. OF MACHINE

(1D6)

ES-2



ELECTRICAL SWITCHES AND INSTRUMENT PANEL (FRONT)

CLARK EQUIPMENT COMPANY

ELECTRICAL SWITCHES AND INSTRUMENT PANEL – FRONT

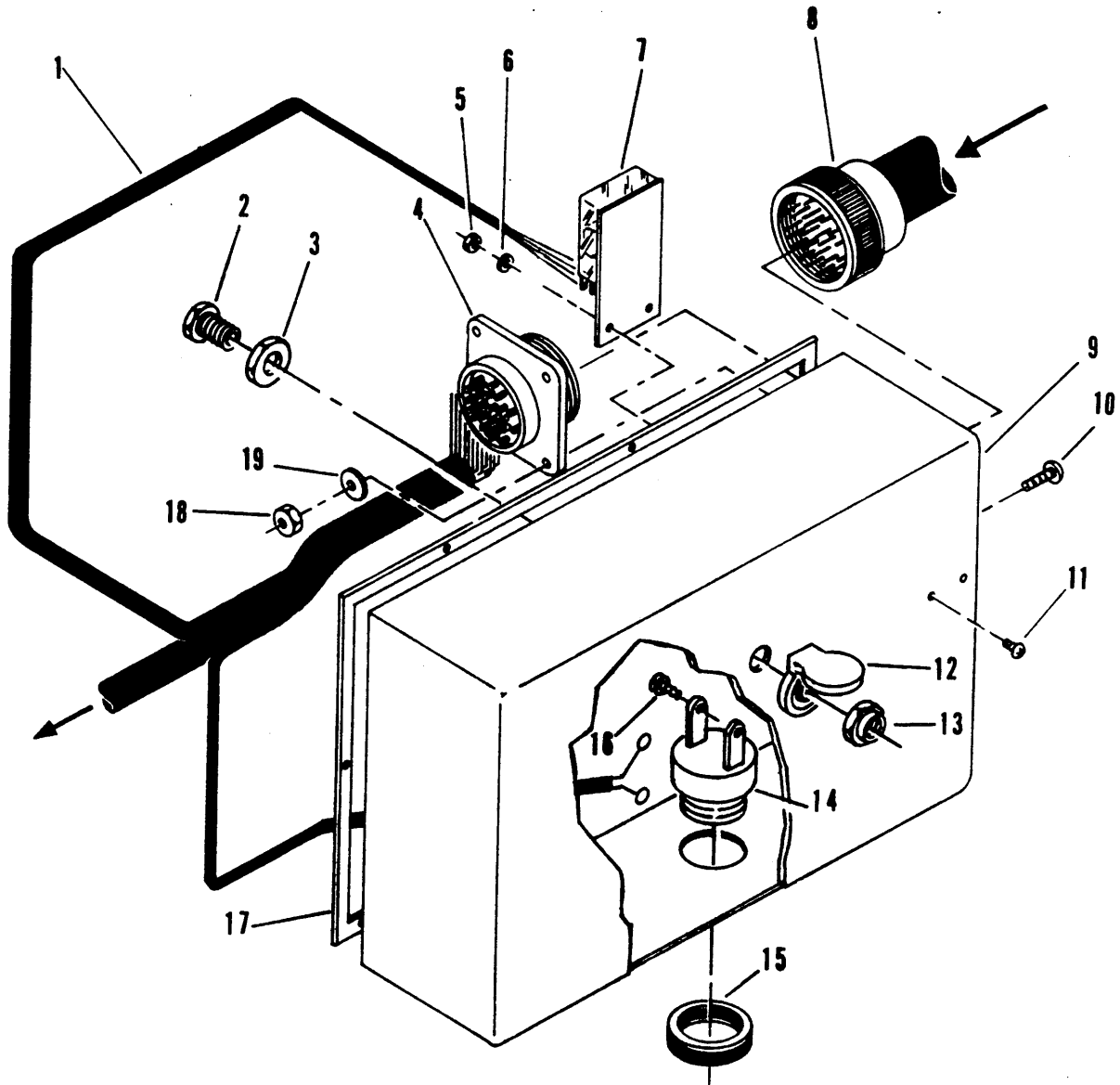
For Serial: 226A-235 & After

Item	Part No.	Description	Qty.	Item	Part No.	Description	Qty.
A	1579722	INSTRUMENT PANEL ASSY (Inc. Front & Rear)	1	38	600259	SWITCH, Starter (Inc. 37, 39, 40, 52, 53, 54)	1
1	87G-403	SCREW, Pan Head	2	39	---	§ LKWSHR (Inc. w/ 38)	2
2	1564618	COVER, Bezel	1	40	---	§ NUT (Inc. w/ 38)	2
3	1579935	GLASS, Lens	1	41	1576724	SWITCH, Ignition	1
4	1579936	SEAL, Rubber	1	42	---	§ LKWSHR (Inc. w/ 41)	2
5	75G-408	SCREW	2	43	85G-604	SCREW (Inc. w/ 41)	2
6	1579932	BOX, Lamp	1	44	---	§ WASHER (Inc. w/ 41)	1
7	1574862	TACHOMETER, Hour	1	45	---	§ NUT (Inc. w/ 41)	1
8	---	§ CAP, Fuseholder (Inc. w/ 10)	8	46	50D-06	NUT	1
9	601390	FUSE (10 Amp)	2	47	763143	WASHER	1
9A	1310700	† FUSE (2 Amp)	2	48	1564680	BOARD, Terminal	1
9B	1319451	† FUSE (25 Amp)	3	49	---	§ SCREW, Pan Head (Inc. w/ 48)	1
9C	1319452	† FUSE (35 Amp)	1	50	---	§ SCREW, Pan Head (Inc. w/ 48)	1
10	6519914	FUSEHOLDER	8	51	---	§ STRAP, Steel (Inc. w/ 48)	2
11	---	§ BULB (ON) (Inc. w/ 12)	2	52	---	§ LKWSHR (Inc. w/ 38)	1
12	1579893	LIGHT ASSY (Inc. 11)	2	53	---	§ WASHER (Inc. w/ 38)	1
13	---	§ BULB (LO) (Inc. w/ 14)	2	54	---	§ COVER, Start Button (Inc. w/ 38)	1
14	1579892	LIGHT ASSY (Inc. 13)	2	55	1564616	MOUNT, Shock	4
15	---	§ NUT (Inc. w/ 27)	2	56	75G-406	SCREW	1
16	---	§ NUT (Inc. w/ 24)	2	57	75G-406	SCREW	1
17	---	§ LKWSHR (Inc. w/ 12)	2	58	1564617	SWITCH, Test (Inc. 65, 66)	1
18	---	§ NUT (Inc. w/ 12)	2	59	1579891	LIGHT (Inc. 17, 18, 60)	2
19	---	§ LKWSHR (Inc. w/ 59)	2	60	---	§ BULB, Light (Hi) (Inc. w/ 59)	2
20	---	§ NUT (Inc. w/ 59)	2	61	---	§ NUT (Inc. w/ 7)	1
21	---	§ LKWSHR (Inc. w/ 14)	2	62	---	§ LKWSHR (Inc. w/ 7)	1
22	---	§ NUT (Inc. w/ 14)	2	63	---	§ NUT (Inc. w/ 7)	1
23	1579917	PANEL	1	64	---	§ LKWSHR (Inc. w/ 7)	1
24	1579913	SWITCH (SPDT) (Inc. 16)	3	65	---	§ NUT (Inc. w/ 58)	1
25	15E-06	LKWSHR (Inc. w/ 24)	3	66	---	§ WASHER (Inc. w/ 58)	1
26	85G-604	SCREW (Inc. w/ 24)	3	67	---	§ NUT (Inc. w/ 7)	1
27	1579912	SWITCH (SPST) (Inc. 15)	2	68	---	§ LKWSHR (Inc. w/ 7)	1
28	15E-06	LKWSHR (Inc. w/ 27)	2	69	---	§ NUT (Inc. w/ 7)	1
29	85G-604	SCREW (Inc. w/ 27)	2	70	---	§ LKWSHR (Inc. w/ 7)	1
30	---	§ LKWSHR (Inc. w/ 7)	1	71	75G-406	SCREW	5
31	---	§ NUT (Inc. w/ 10)	1	72	---	§ LEVER (Inc. w/ 41)	1
32	---	§ NUT (Inc. w/ 7)	1	73	---	§ SCREW (Inc. w/ 41)	1
33	---	§ NUT (Inc. w/ 48)	2	74	---	§ WIRE BUNDLE (Inc. w/ Inst. Panel)	1
34	---	§ WASHER (Inc. w/ 48)	2	75	1579937	LEGEND, Film	1
35	763143	WASHER	1	76	1564615	LAMP	9
36	50D-06	NUT	1	77	1579933	SOCKET, Strip	1
37	---	§ NUT (Inc. w/ 38)	1	78	1576821	GASKET, Box	1

† Not Illustrated

§ Not Sold Separately

WHEN ORDERING PARTS, ALWAYS STATE MODEL AND SERIAL NO. OF MACHINE



ELECTRICAL SWITCHES AND INSTRUMENT PANEL - REAR

CLARK EQUIPMENT COMPANY

ELECTRICAL SWITCHES AND INSTRUMENT PANEL - REAR

For Serial: 226A-236 & After

Item Part No. Description Qty.

Item	Part No.	Description	Qty.
1	---	§ WIRE BUNDLE (Inc. w/ Instrument Panel)	1
2	1579929	BUSHING (Inc. 3)	1
3	---	§ NUT (Inc. w/ 2)	1
4	---	CONNECTOR (Inc. w/ 1)	1
5	50D-02	NUT	2
6	15E-4	LKWSHR	2
7	1564776	RELAY ASSY	1
8	1580472	WIRING HARNESS	1
9	1579927	BOX, Panel Back (Inc. w, 3, 12, 13)	1
10	87G-608	SCREW, Pan Head	4
11	87G-406	SCREW	2
12	1579928	COVER (Inc. 13)	1
13	---	§ NUT (Inc. w/ 12)	1
14	1782699	ALARM (Inc. 15, 16)	1
15	---	§ RETAINER (Inc. w/ 14)	1
16	85G-604	SCREW (Inc. w/ 14)	2
17	---	SEAL (Inc. w/ 9)	1
18	50D-06	NUT	4
19	712093	WASHER	4

§ Not Sold Separately

WHEN ORDERING PARTS, ALWAYS STATE MODEL AND SERIAL NO. OF MACHINE

(1D10)

E9-1

CLARK EQUIPMENT COMPANY

ELECTRICAL SYSTEM

Item	Part No.	Description	Qty.
1	-----	HEADLIGHT, L.H. - See Index	2
2	-----	HEADLIGHT, R.H. Lower - See Index	1
3	-----	HEADLIGHT, R.H. - See Index.....	1
4	653967	WIRE.....	2
5	-----	§ PLUG, Cannon	1
6	-----	** HARNESS, Loom (Inc. 9, 10, 28, 31, 32, 33, 38, 40, 42, 43, 44, 46, 47 & 49)	1
7	1526006	RELAY	1
8	-----	REGULATOR (Inc. w/ Engine)	1
9	-----	§ WIRE (Inc. w/ 6)	1
10	-----	§ WIRE (Inc. w/ 6)	1
11	-----	ALTERNATOR (Inc. w/ Engine)	1
12	524209	CABLE, Battery	1
13	1551008	GROMMET	1
14	1558910	CABLE, Ground	1
15	1558821	CLAMP, Battery	2
16	4E-06	LKWSHR	4
17	16D-06	NUT, Wing	4
18	1555455	"J" BOLT	4
19	584891	CABLE, Battery	1
20	1310121	BATTERY	2
21	1551008	GROMMET	1
22	-----	BOLT (Inc. w/ Engine)	-
23	30H-36	CLAMP	1
24	-----	BOLT (Inc. w/ Engine)	-
25	30H-36	CLAMP	1
26	581063	STRAP, Ground	1
27	-----	STARTER (Inc. w/ Engine)	1
28	-----	WIRE (Inc. w/ 6)	1
29	-----	SOLENOID (Inc. w/ Engine)	1
30	-----	§ WIRE	1
31	-----	§ WIRE (Inc. w/ 6)	1
32	-----	§ WIRE (Inc. w/ 6)	1
33	-----	§ WIRE (Inc. w/ 6)	1
34	1550963	SWITCH, Hourmeter Pressure	1
34A	19F-1	† BUSHING	1
34B	542646	* † NIPPLE	1
34C	18F-01	* † TEE	1
35	229729	SWITCH, Neutral Safety	1
36	583458	SWITCH, Oil Pressure	1
37	1564604	SWITCH, Water Temperature	1
38	-----	§ WIRE (Inc. w/ 6)	1
39	1578310	SWITCH, Low Brake Pressure.....	1
40	-----	§ WIRE (Inc. w/ 6)	1
41	1564604	SWITCH, Converter Temperature	1
42	-----	§ WIRE (Inc. w/ 6)	1
43	-----	§ WIRE (Inc. w/ 6)	1
44	-----	§ WIRE (Inc. w/ 6)	1
45	1545617	VALVE, Shutdown (Inc. w/ Engine)	1
46	-----	§ WIRE (Inc. w/ 6)	1
47	-----	§ WIRE (Inc. w/ 6)	1
48	1564671	BOARD, Terminal	1
49	-----	§ WIRE (Inc. w/ 6)	1
50	1551751	SWITCH, Brake Input	1
51	1568675	WIRE	1

† Not Illustrated

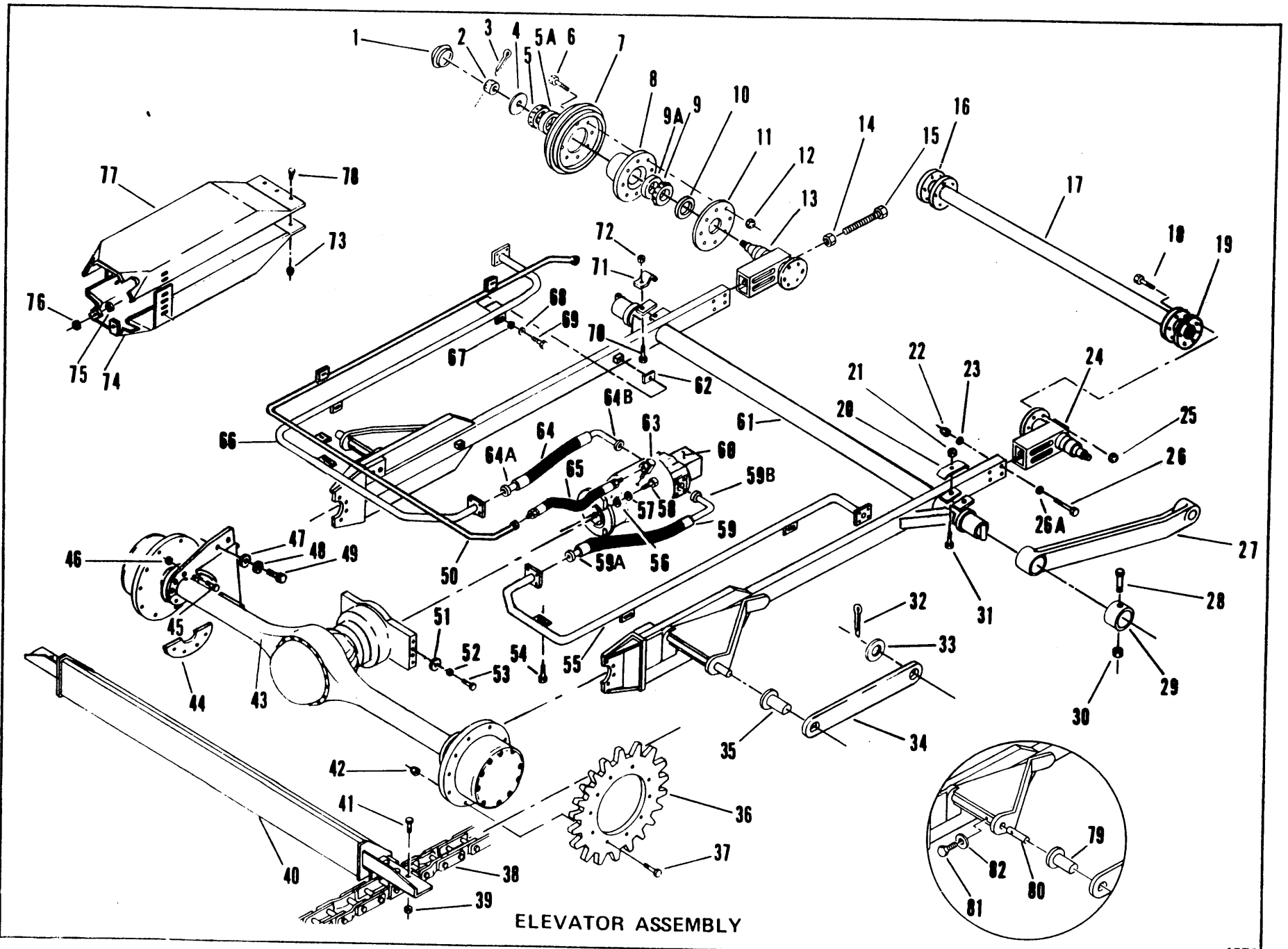
§ Not Sold Separately

**NOTE: 1575912, Harness & 1574450, Instrument Panel - For Serial: 226A-101 thru 226A-234; use 1580472.

Harness & 1579722 Instrument Panel - For Serial: 226A-235 & After.

*NOTE: 34B & 34C Connect Hourmeter & Oil Pressure Switches to Engine.

WHEN ORDERING PARTS, ALWAYS STATE MODEL AND SERIAL NO. OF MACHINE



ELEVATOR ASSEMBLY

E12-1

(1D13)

PM 4039
Printed in U.S.A.

CLARK EQUIPMENT COMPANY

ELEVATOR ASSEMBLY

Item	Part No.	Description	Qty.	Item	Part No.	Description	Qty.
A	1579420	ELEVATOR ASSY (Inc. 1 thru 26A, 31, 36 thru 78)	1	43	-----	AXLE KIT - See Index	1
1	1577404	CAP, Hub	2	44	1577504	BRACE	2
2	4D-14	NUT, Castle	2	45	23C-1040	BOLT	16
3	1F-728	COTTER	2	46	17D-09	NUT	16
4	1575083	WASHER	2	47	23C-1040	WASHER	4
5	1575082	CONE	2	48	4E-16	LKWSHR	4
5A	654154	CUP	2	49	23C-1636	BOLT	4
6	24C-928	BOLT	16	50	1579396	TUBE	1
7	1575164	ROLLER, Idler	2	51	25E-19	WASHER	8
8	1575173	HUB	2	52	4E-07	LKWSHR	8
9	731284	CONE	2	53	23C-716	BOLT	8
9A	660181	CUP	2	54	23C-820	BOLT	4
10	111965	SEAL	2	54A	1575820 †SHIM		-
11	1575102	PLATE, Cover	2	54B	1575821 †SHIM		-
12	66D-09	NUT	16	55	1579395	TUBE	1
13	1575159	HANGER - R.H.	1	56	616792	WASHER	4
14	7D-16	NUT, Jam	2	57	4E-08	LKWSHR	4
15	1574255	BOLT	2	58	23C-832	BOLT	4
16	1577559	‡SHIM	-	59	1576059	HOSE	1
17	1577561	MEMBER, Cross	1	59A	-----	FLANGE HALF - See Group "A"	-
18	23C-840	BOLT	12	59B	-----	FLANGE HALF - See Group "A"	-
19	1577559	‡SHIM	-	60	-----	HYDRAULIC MOTOR ASSY - See Index	1
20	1574253	CLAMP	1	61	1579675	FRAME, Elevator	1
21	17D-03	NUT	2	62	523921	‡SHIM	-
22	17D-10	NUT	8	63	531684	ADAPTER	1
23	152676	WASHER	8	64	1576059	HOSE	1
24	1575159	HANGER, L.H.	1	64A	-----	FLANGE HALF - See Group "A"	-
25	17D-06	NUT	12	64B	-----	FLANGE HALF - See Group "A"	-
26	23C-1288	BOLT	8	65	1564782	HOSE ASSY	1
26A	1574492	WASHER	8	66	1579394	TUBE ASSY	1
27	1573633	ARM, Upper Elevator	2	67	25E-18	WASHER	6
28	23C-680	BOLT	2	68	4E-06	LKWSHR	6
29	1574643	RETAINER	2	69	24C-620	BOLT	6
30	17D-03	NUT	2	70	23C-648	BOLT	1
31	23C-623	BOLT	1	71	1574254	CLAMP	2
32	1F-1648	COTTER	2	72	17D-03	NUT	1
33	25E-47	WASHER	2	73	17D-03	NUT	3
34	1561001	ARM, Lower Elevator	2	74	1579272	MOTOR GUARD	1
35	1562382	*BUSHING	2	75	25E-19	WASHER	2
36	1573286	SPROCKET	2	76	25E-19	WASHER	2
37	23C-1052	BOLT	20	77	1579480	MOTOR GUARD	1
38	-----	CHAIN SET - See Index	1	78	23C-616	BOLT	3
39	17D-06	NUT	128	79	1579586	BUSHING	2
40	1579008	DRAG	16	80	1579583 **	ARM	2
41	23C-824	BOLT	128	81	23C-1052**	BOLT	2
42	17D-09	NUT	20	82	25E-26 **	LKWSHR	2

*NOTE: For Serial 227A-101 thru 227A-233

**NOTE: For Serial 227A-234 & After

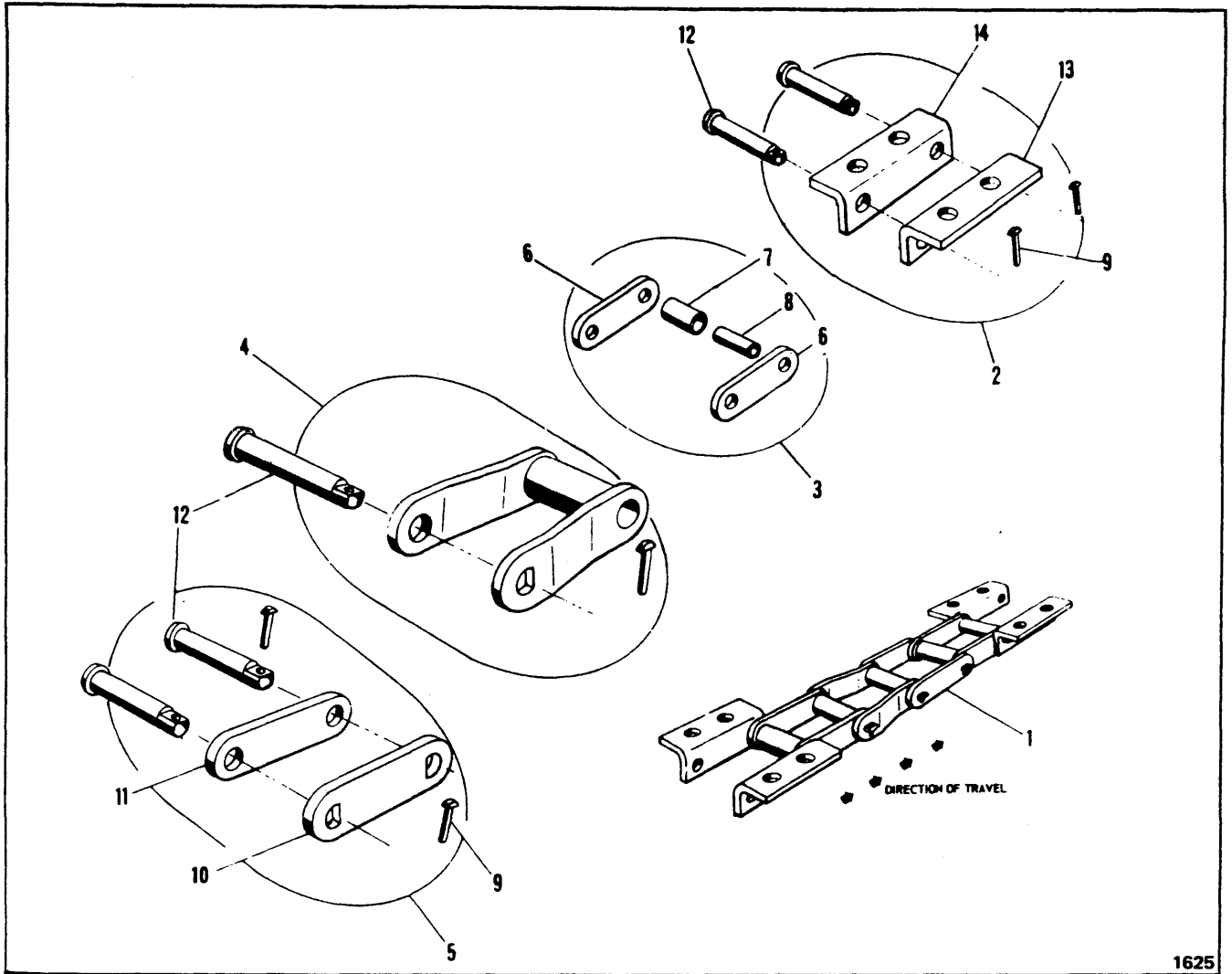
†Not Illustrated

‡As Required

GROUP	FLANGE HALF	O-RING	BOLT	LKWSHR	SIZE
No. Req'd Per Connection	2	1	4	4	
A	1563278	58K-219	23C-720	4E-07	1"

WHEN ORDERING PARTS, ALWAYS STATE MODEL AND SERIAL NO. OF MACHINE

CLARK EQUIPMENT COMPANY

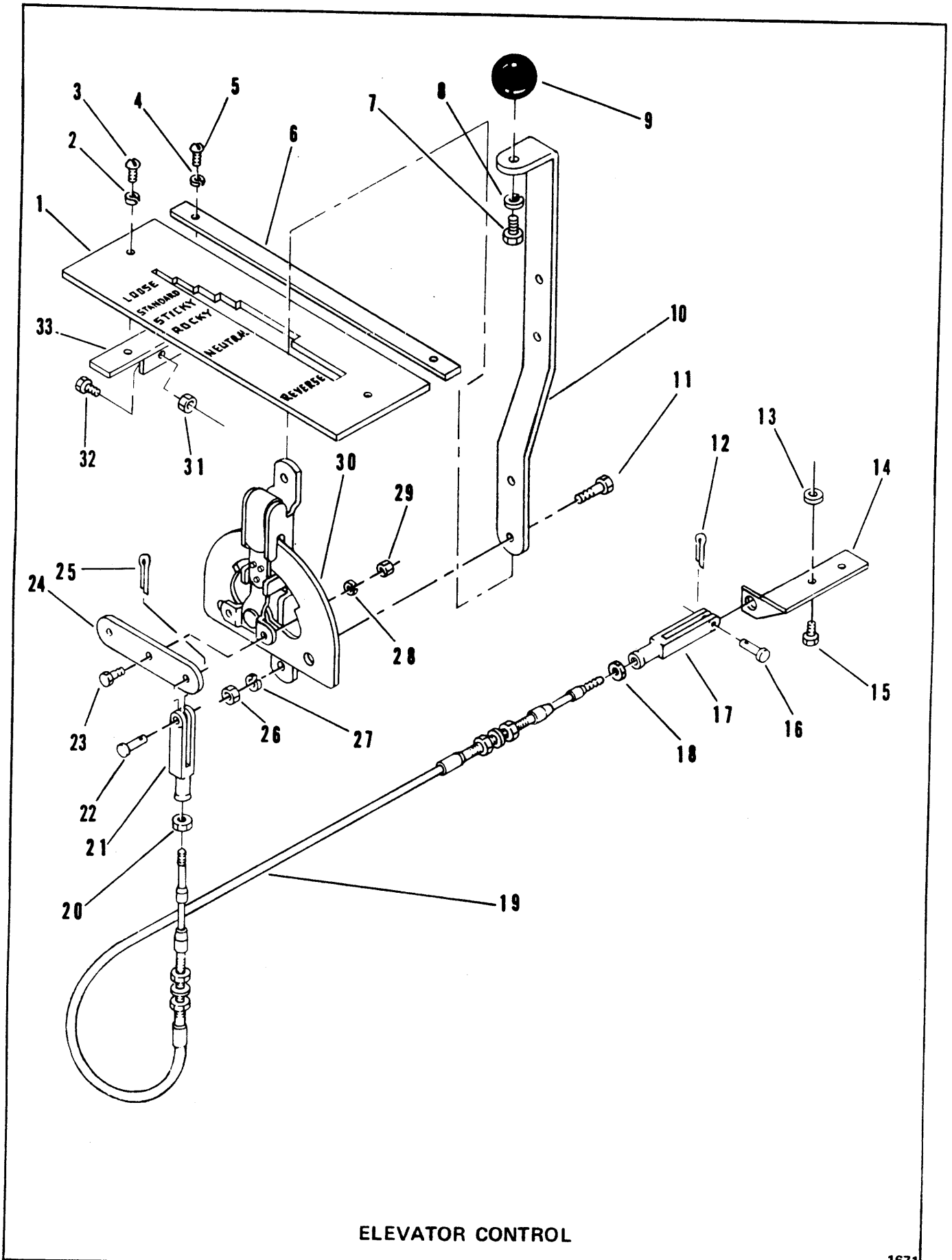


ELEVATOR CHAIN

Item	Part No.	Description	Qty.
1	1564790	CHAIN SET (Inc. L.H. Assy & R.H. Assy)	1
NOTE: One (1) Chain Set required per Elevator — Quantities listed below are for one (1) Chain Assembly. It is recommended that chains be installed in sets to assure equal lengths.			
2	949176	LINK ATTACHMENT ASSY (Inc. 9, 12, 13 & 14)	16
3	949175	LINK BLOCK ASSY (Inc. 6, 7 & 8)	32
4	949173	LINK MASTER ASSY (Inc. 9, 12)	16

Item	Part No.	Description	Qty.
5	949174	LINK CONNECTING ASSY (Inc. 9, 10, 11 & 12)	16
6	1574843	LINK	32
7	1574848	ROLLER	80
8	1574847	BUSHING	80
9	1566481	KEY	80
10	1574842	LINK, Key Side	16
11	1574841	LINK, Head Side	16
12	1574846	PIN	80
13	1574845	LINK, Key Side	16
14	1574844	LINK, Head Side	16

WHEN ORDERING PARTS, ALWAYS STATE MODEL AND SERIAL NO. OF MACHINE



ELEVATOR CONTROL

1671

CLARK EQUIPMENT COMPANY

ELEVATOR CONTROL

Item	Part No.	Description	Qty.
1	1577338	CONSOLE	1
2	4E-04	LKWSHR	2
3	89G-416	SCREW	2
4	4E-04	LKWSHR	2
5	89G-416	SCREW	2
6	1577354	SPACER	1
7	24C-608	BOLT	1
8	4E-06	LKWSHR	1
9	201401	KNOB	1
10	1575933	LEVER	1
11	23C-416	BOLT	2
12	1F-412	COTTER	1
13	1577437	SPACER	2
14	1574832	BRACKET	1
15	23C-440	BOLT	2
16	1306005	PIN	1
17	1577290	CLEVIS	1
18	8D-04	NUT, Jam	1
19	1564650	CABLE	1
20	8D-04	NUT, Jam	1
21	2J-4200	CLEVIS	1
22	4F-04051	PIN	1
23	24C-436	BOLT	2
24	1575931	ARM	1
25	1F-207	COTTER	1
26	8D-04	NUT	2
27	4E-04	LKWSHR	2
28	4E-04	LKWSHR	2
29	8D-04	NUT	2
30	1564843	CONTROL, Lever	1
31	17D-01	LOCKNUT	2
32	23C-416	BOLT	2
33	1577347	ANGLE	1

WHEN ORDERING PARTS, ALWAYS STATE MODEL AND SERIAL NO. OF MACHINE

CLARK EQUIPMENT COMPANY

MOTOR ASSEMBLY - ELEVATOR

Item Part No. Description Qty.

A	1579117	MOTOR ASSY, Elevator (Inc. 1 thru 51)	1
B	1579713	CYLINDER BLOCK KIT (Inc. 16 thru 28) (For Serial: 227A-193 & After)	1
C	6518508	CYLINDER BLOCK KIT (Inc. 16 thru 28) (For Serial: 227A-101 thru 227A-192)	1
D	6518528	SEAL KIT (Inc. 40 thru 47)	1
E	6518500	SEAL KIT (Inc. 4, 5 & 6)	1
F	1579678	MANIFOLD VALVE KIT (Inc. 1, 2, 3, 3A, 4, 5 & 6) (For Serial: 227A-193 & After)	1
G	6518452	MANIFOLD VALVE KIT (Inc. 1, 2, 3, 3A, 4, 5 & 6) (For Serial: 227A-101 thru 227A-192)	1
1	1C-560	SCREW	6
2	6518414	WASHER	6
3	1579714	MANIFOLD, Valve	1
3A	1579751	VALVE, Relief - See "F" (For Serial: 227A-193 & After)	1
3B	6518416	VALVE, Relief - See "G" (For Serial: 227A-101 thru 227A-192)	1
4	25K-20028	O-RING	1
5	58K-119	O-RING	1
6	6518417	RING, Back-Up	2
7	1C-736	SCREW	2
8	1C-752	SCREW	4
9	6518418	WASHER	4
10	1577841	END CAP	8
11	6518420	SHIM †	1
12	6518421	GASKET	1
13	1577497	BEARING	1
14	6518423	PIN	1
15	6518424	PLATE	1
16	---	PLATE - See "B"	1
17	---	PILOT - See "B"	1
18	---	RING - See "B"	1
19	---	RETAINER - See "B"	1
20	---	GUIDE - See "B"	1
21	---	SPRING - See "B"	1
22	---	SEAT - See "B"	1
23	---	SPRING - See "B"	1
24	---	PIN - See "B"	6
25	---	BLOCK, Cylinder - See "B"	1
26	---	GUIDE - See "B"	1
27	---	RETAINER - See "B"	1
28	---	PISTON - See "B"	1
29	5201879	PLATE, Swash	9
30	1577492	SHAFT	1
31	1577496	BEARING	1
32	6518460	PIN	1
33	24K-07	PLUG	2
34	91F-07	O-RING	1
35	5201880	HOUSING	1
36	6518462	NAMEPLATE	1
37	6C-403	SCREW, Drive	1
38	1577531	PIN	2
39	6518510	PLUG	1
40	6518468	O-RING	1
41	6518469	SEAL KIT	1
42	6518468	O-RING	1
43	6518470	PIN	1
44	6518471	SPRING	1
45	25K-40316	O-RING	8
46	6518472	RETAINER	1
47	1320110	RING	1
48	91F-9	O-RING	1
49	6518728	RING, Back-Up	1
50	58K-117	O-RING	1
51	6518728	RING, Back-Up	1

† As Required
‡ Not Sold Separately

WHEN ORDERING PARTS, ALWAYS STATE MODEL AND SERIAL NO. OF MACHINE

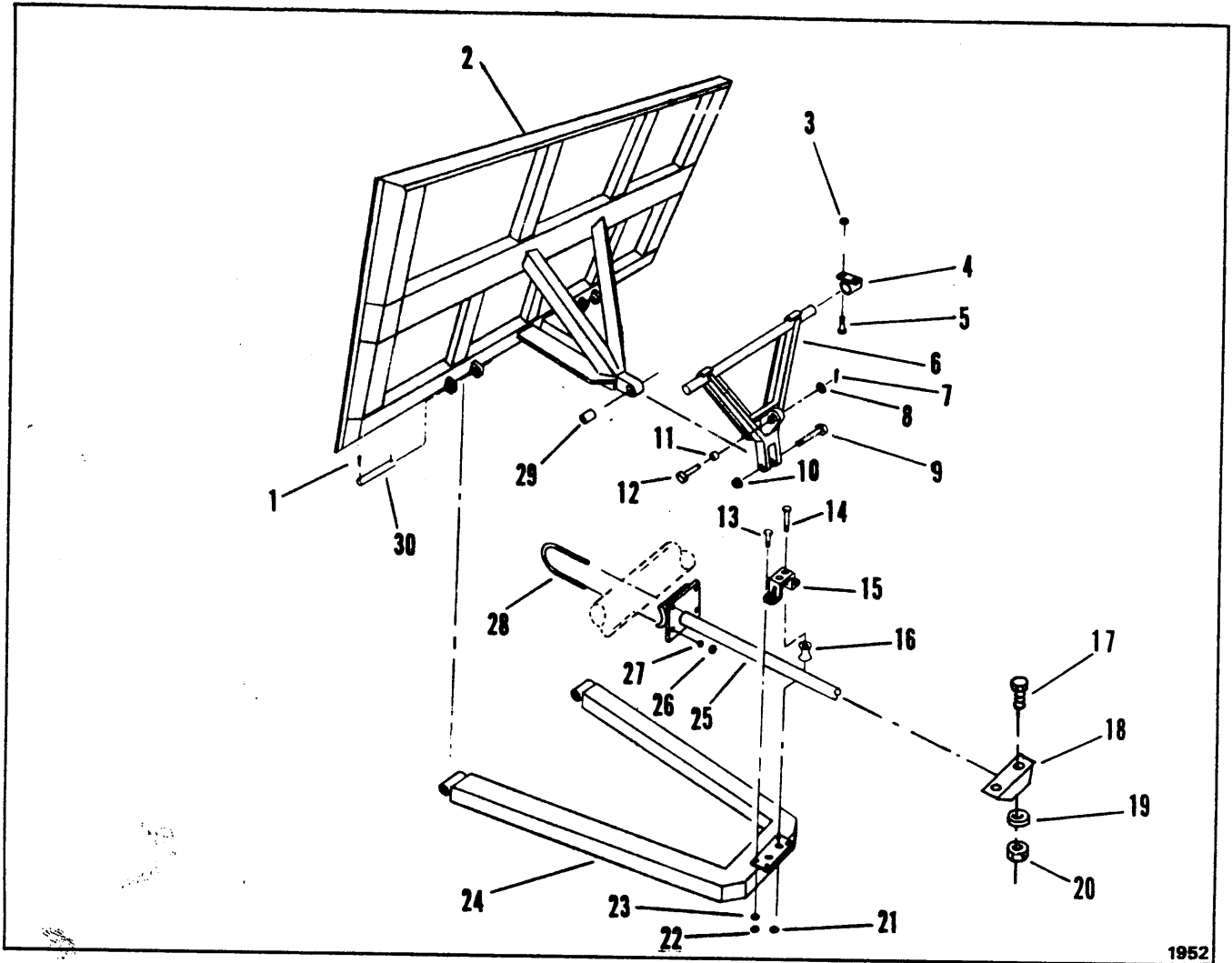
PM 4039

Printed in U.S.A.

(1E6)

E19-1

CLARK EQUIPMENT COMPANY



ENDGATE & STABILIZER GROUP

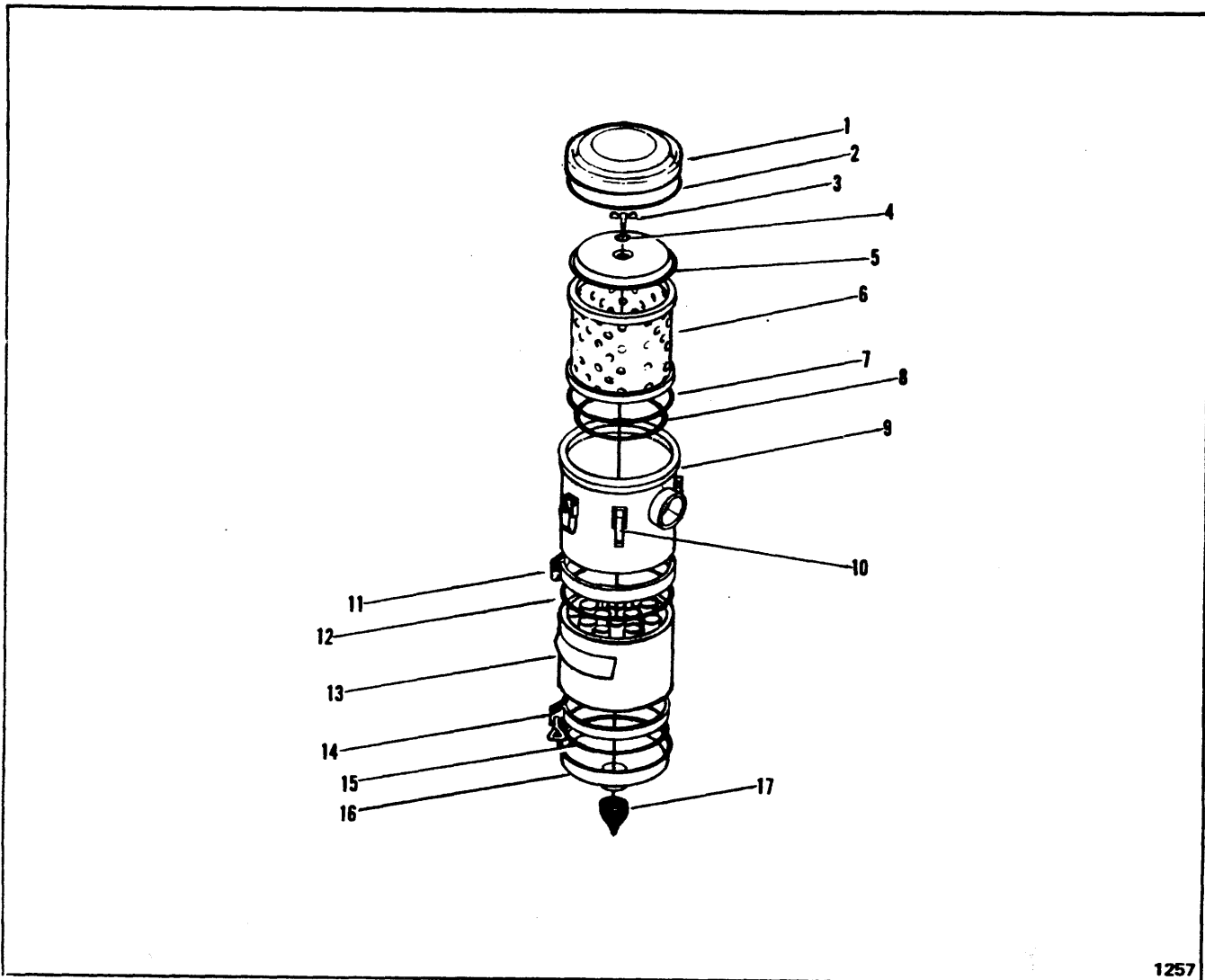
Item	Part No.	Description	Qty.
1	1F-832	COTTER	4
2	1575271	ENDGATE (For Serial: 227A-101 thru 125)	1
2A	1578943	†ENDGATE (For Serial: 227A-126 & After)	1
3	17D-10	NUT	4
4	1553690	BEARING	2
5	23C-1232	BOLT	4
6	1555872	ACTUATOR	1
7	1F-832	COTTER	1
8	25E-32	WASHER	1
9	1555882	PIN	1
10	18D-22	NUT	1
11	665199	BUSHING	1
12	1562797	PIN	1
13	23C-620	BOLT	4
14	23C-12112	BOLT	2
15	1569154	BRACKET	1

Item	Part No.	Description	Qty.
16	1555785	ROLLER	2
17	23C-1240	BOLT	2
18	1555899	HANGER	1
19	1520748	WASHER	2
20	17D-10	NUT	2
21	17D-10	NUT	2
22	61D-06	NUT	4
23	4E-06	LKWSHR	4
24	1552023	YOKE (For Serial: 227A-101 thru 125)	1
24A	1578925	†YOKE (For Serial: 227A-126 & After)	1
25	1555893	TRACK	1
26	61D-08	NUT	4
27	4E-08	LKWSHR	4
28	1555901	"U" BOLT	2
29	1555857	BUSHING	1
30	1550951	PIN	2

† Not Illustrated

WHEN ORDERING PARTS, ALWAYS STATE MODEL AND SERIAL NO. OF MACHINE

CLARK EQUIPMENT COMPANY



1257

AIR CLEANER ASSEMBLY

Item	Part No.	Description	Qty.
A	1727552	AIR CLEANER ASSY (Inc 1 thru 17)	1
1	892195	COVER, Top	1
2	892194	GASKET, Cover	1
3	886285	NUT	1
4	886287	GASKET, Washer	1
5	892193	COVER, Inner	1
6	892129	ELEMENT, Replacement	1
7	892192	GASKET, Inner Cover	1
8	892130	GASKET, Element	1

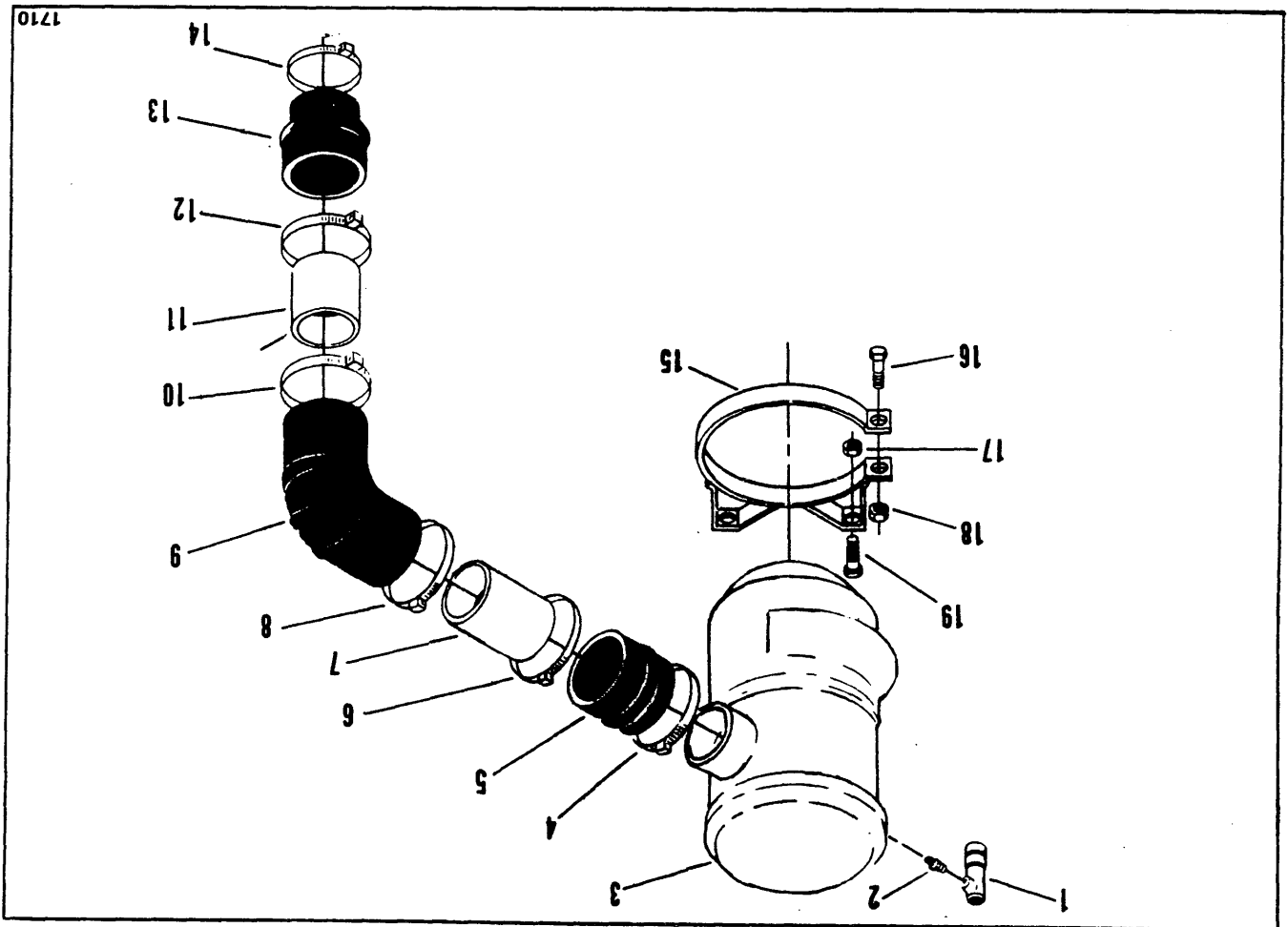
Item	Part No.	Description	Qty.
9	892845	BODY, Upper	1
10	1550813	SPRING, Clips	6
11	892191	CLAMP, Body	1
12	944404	GASKET, Body & Cup	1
13	892844	BODY, Lower	1
14	944810	CLAMP, Cup	1
15	944404	GASKET, Body & Cup	1
16	990022	CUP, Vertical	1
17	946860	VALVE, Evacuator	1

WHEN ORDERING PARTS, ALWAYS STATE MODEL AND SERIAL NO. OF MACHINE

WHEN ORDERING PARTS, ALWAYS STATE MODEL AND SERIAL NO. OF MACHINE

Item	Part No.	Description	Qty.
1	1522782	INDICATOR, Restriction	1
2	---	OMIT	---
3	---	AIR CLEANER - See Index	---
4	540797	CLAMP	1
5	1522452	HOSE	1
6	539042	CLAMP	1
7	1573698	TUBE	1
8	539042	CLAMP	1
9	515425	ELBOW, Hose	1
10	539042	CLAMP	1
11	1573694	TUBE	1
12	539042	CLAMP	1
13	1522455	HOSE	1
14	539042	CLAMP	1
15	1530004	BAND, Mounting (Inc. 16, 18)	1
16	23C-424	BOLT	2
17	17D-02	NUT	4
18	17D-01	NUT	2
19	23C-516	BOLT	4

ENGINE AIR CLEANER AND CONNECTIONS



CLARK EQUIPMENT COMPANY

ENGINE AND ACCESSORIES

Item	Part No.	Description	Qty.
------	----------	-------------	------

All orders for engine assembly or components thereof should be placed with the nearest Cummins Distributor. Always give model, specifications and serial number of the engine when ordering parts. This data will be found on option plate attached to the side of the rocker cover.

ENGINE ACCESSORIES

1	1564608	ALTERNATOR – 24 Volt, 45 Amp.	1
1A	992648	ALTERNATOR FAN	1
1B	1669846	ALTERNATOR PULLEY	1
2	556703	VOLTAGE REGULATOR	1
3	----	*STARTING MOTOR – 24 Volt (Cummins 197127)	1
4	----	*FAN (Cummins 203416)	1

ALTERNATOR, FAN AND WATER PUMP DRIVE BELTS

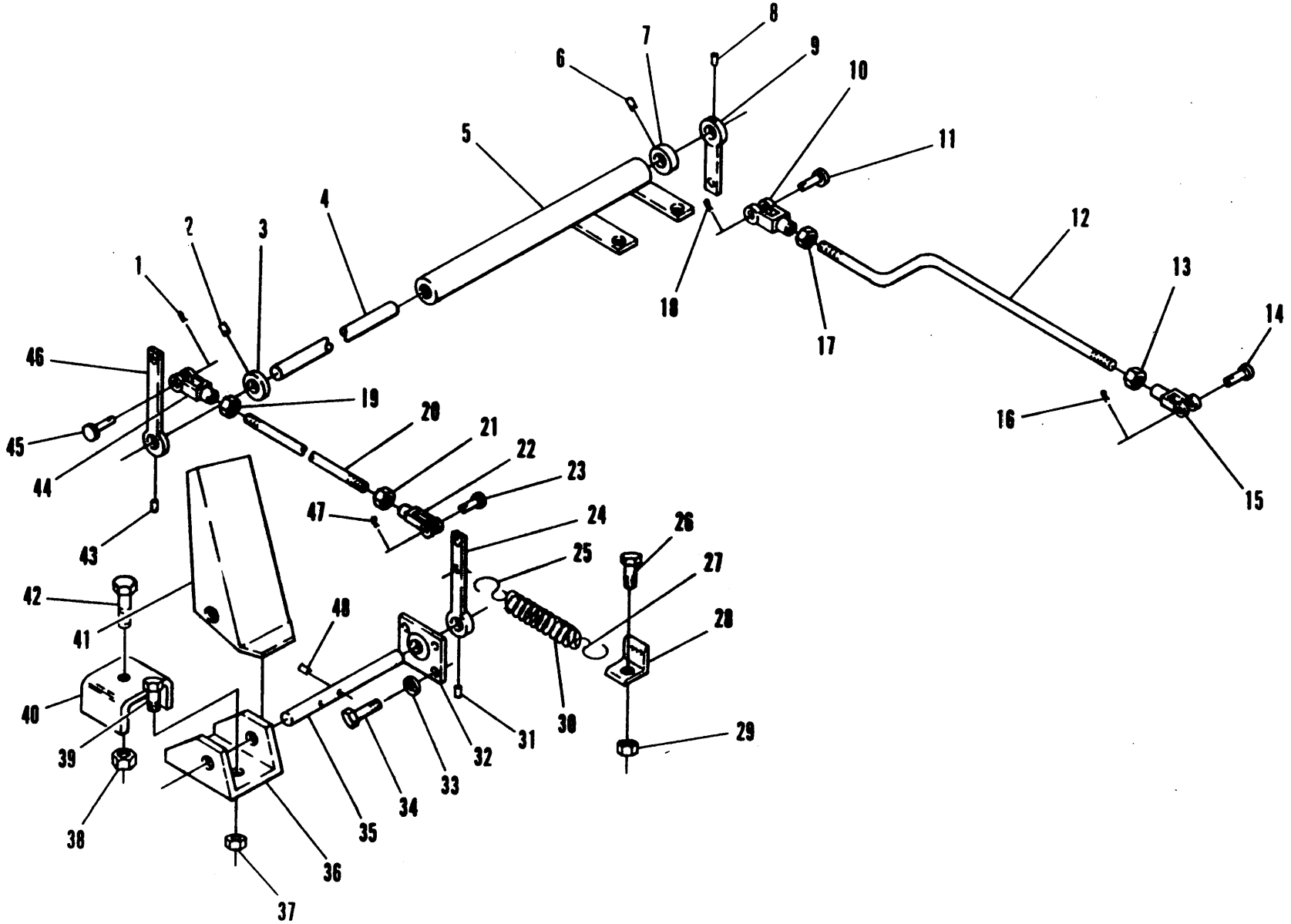
5	----	BELT, Alternator (Cummins 178375)	1
6	----	BELT, Air Compressor & Fan (Cummins 178602) (Set of 2)	1

REPLACEMENT FILTERS AND ELEMENTS

7	892129	ELEMENT, Air Cleaner	1
8	1614188	FILTER, By-Pass (Cummins 159707)	1
9	215502	ELEMENT, Transmission & Converter Hydraulic	1
10	948983	ELEMENT, Hydraulic	2
11	3679734	ELEMENT, Fuel	1
12	949095	FILTER, Fuel	1
13	949096	ELEMENT, Engine Oil	1
14	949098	ELEMENT, Fuel By-Pass Filter	1
15	583458	UNIT, Oil Pressure	1
16	949056	ELEMENT, Corrosion Inhibitor	1

* The above listed accessory items are serviced by the engine manufacturer. Specifications on these items are subject to change without notice. It is, therefore, recommended that complete model, specifications and serial number of the engine be provided to your Cummins Distributor when ordering these parts.

WHEN ORDERING PARTS, ALWAYS STATE MODEL AND SERIAL NO. OF MACHINE



ENGINE CONTROLS

E24-1

(1E11)

PM 4038
Printed in U.S.A.

CLARK EQUIPMENT COMPANY

ENGINE CONTROLS

Item Part No. Description Qty.

Item	Part No.	Description	Qty.
1	1F-316	COTTER	1
2	666888	PIN	1
3	1556801	BUSHING	1
4	1573713	ROD	1
5	1576794	BRACKET	1
6	666888	PIN	1
7	1556801	BUSHING	1
8	666888	PIN	1
9	1573714	ARM ASSY	1
10	2J-5204	CLEVIS	1
11	2F-05062	PIN, Clevis	1
12	1573710	ROD	1
13	7D-05	NUT	1
14	2F-05062	PIN, Clevis	1
15	2J-5204	CLEVIS	1
16	1F-316	COTTER	1
17	7D-05	NUT	1
18	1F-316	COTTER	1
19	7D-05	NUT	1
20	1573716	ROD	1
21	7D-05	NUT	1
22	2J-5204	CLEVIS	1
23	2F-05062	PIN, Clevis	1
24	1573717	ARM ASSY	1
25	1551007	HOOK	1
26	23C-616	BOLT	1
27	1551007	HOOK	1
28	1556800	ANGLE	1
29	17D-03	NUT	1
30	1563772	SPRING	1
31	666888	PIN	1
32	1556794	BUSHING	1
33	4E-04	LKWSHR	4
34	23C-412	BOLT	4
35	1573719	ROD	1
36	1556798	BRACKET	1
37	17D-03	NUT	2
38	7D-09	NUT	1
39	23C-620	BOLT	1
40	---	BRACKET	1
41	1556797	PEDAL	1
42	786207	BOLT	1
43	666888	PIN	1
44	2J-5204	CLEVIS	1
45	2F-05062	PIN, Clevis	1
46	1573714	ARM	1
47	1F-316	COTTER	1
48	209968	PIN	2

§ Not Sold Separately

WHEN ORDERING PARTS, ALWAYS STATE MODEL AND SERIAL NO. OF MACHINE

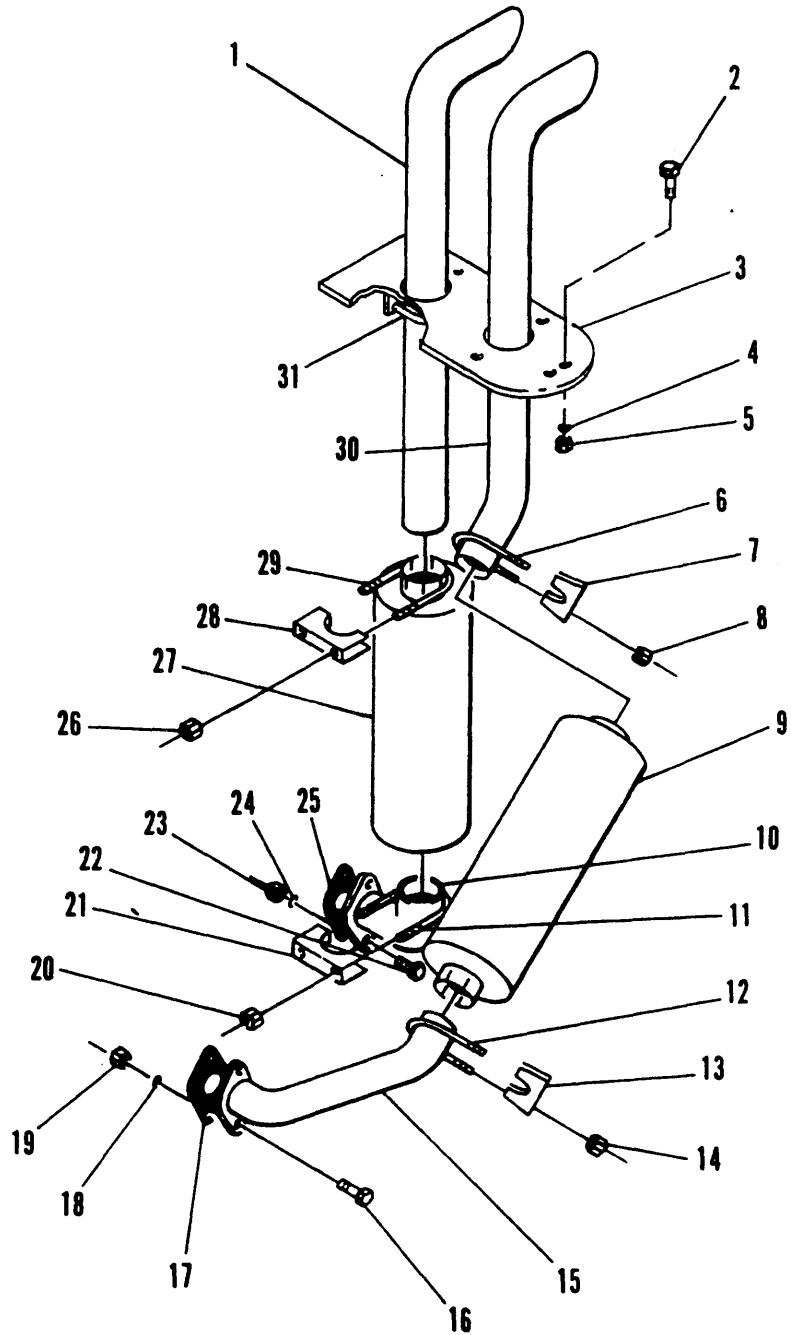
PM 4039

Printed in U.S.A.

(1E12)

E25-1

CLARK EQUIPMENT COMPANY



EXHAUST GROUP

1692A

CLARK EQUIPMENT COMPANY

EXHAUST GROUP

Item Part No. Description Qty.

1	1573567	TUBE, Exhaust	1
2	23C-620	BOLT	6
3	1578450	PLATE	1
4	25E-18	WASHER	6
5	17D-03	NUT	6
6		§"U" BOLT	1
6A	507068	† CLAMP ASSY (Inc. 6, 7, 8)	1
7		§BASE, Clamp	1
8		§NUT	2
9	1579133	MUFFLER	1
10	1564689	TUBE, Exhaust	1
11		§"U" BOLT	1
11A	507068	† CLAMP ASSY (Inc. 11, 20, 21)	1
12		§"U" BOLT	1
12A	507068	† CLAMP ASSY (Inc. 12, 13, 14)	1
13		§BASE, Clamp	1
14		§NUT	2
15	1573570	TUBE, Exhaust	1
16	23C-620	NUT	2
17	1990274	GASKET	1
18	4E-06	LKWSHR	2
19	63D-06	NUT	2
20		§NUT	2
21		§BASE, Clamp	1
22	23C-620	BOLT	2
23	63D-06	NUT	2
24	4E-06	LKWSHR	2
25	1990274	GASKET	1
26		§NUT	2
27	1579133	MUFFLER	1
28		§BASE, Clamp	1
29		§"U" BOLT	1
29A	507068	† CLAMP ASSY (Inc. 26, 28, 29)	1
30	1573568	TUBE, Exhaust	1
31	507068	CLAMP ASSY (Inc. 31A, 31B, 31C)	2
31A		§BASE, Clamp	2
31B		§"U" BOLT	2
31C		§NUT	4

† Not Illustrated
§ Not Sold Separately

WHEN ORDERING PARTS, ALWAYS STATE MODEL AND SERIAL NO. OF MACHINE

PM 4039

Printed in U.S.A.

(TE14)

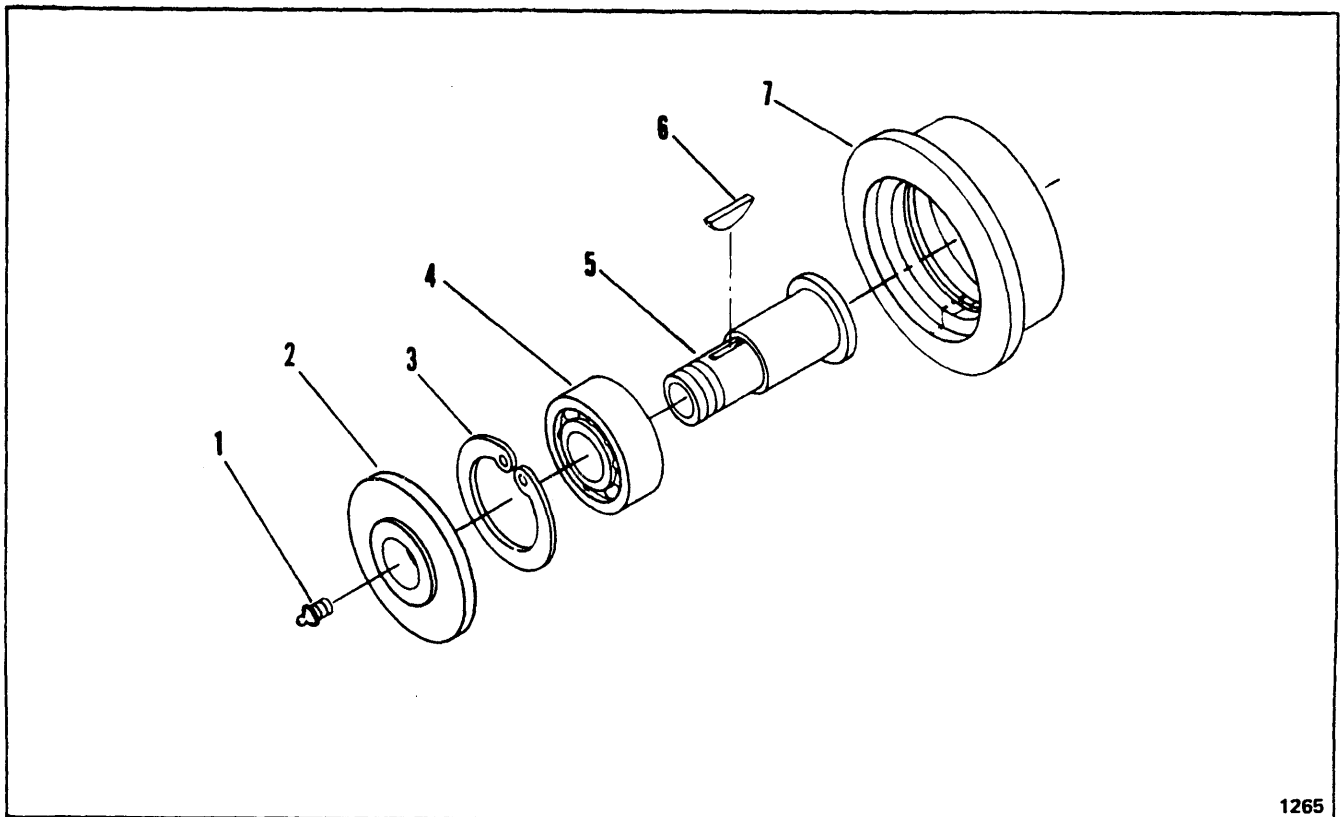
E27-1

CLARK EQUIPMENT COMPANY

**"F" GROUP
CONTENTS**

Floor Roller	F3
Rolling Floor Group	F5
Frame – Scraper Main	F7
Frame – Tractor Main	F9
Fuel Tank & Lines	F10

CLARK EQUIPMENT COMPANY

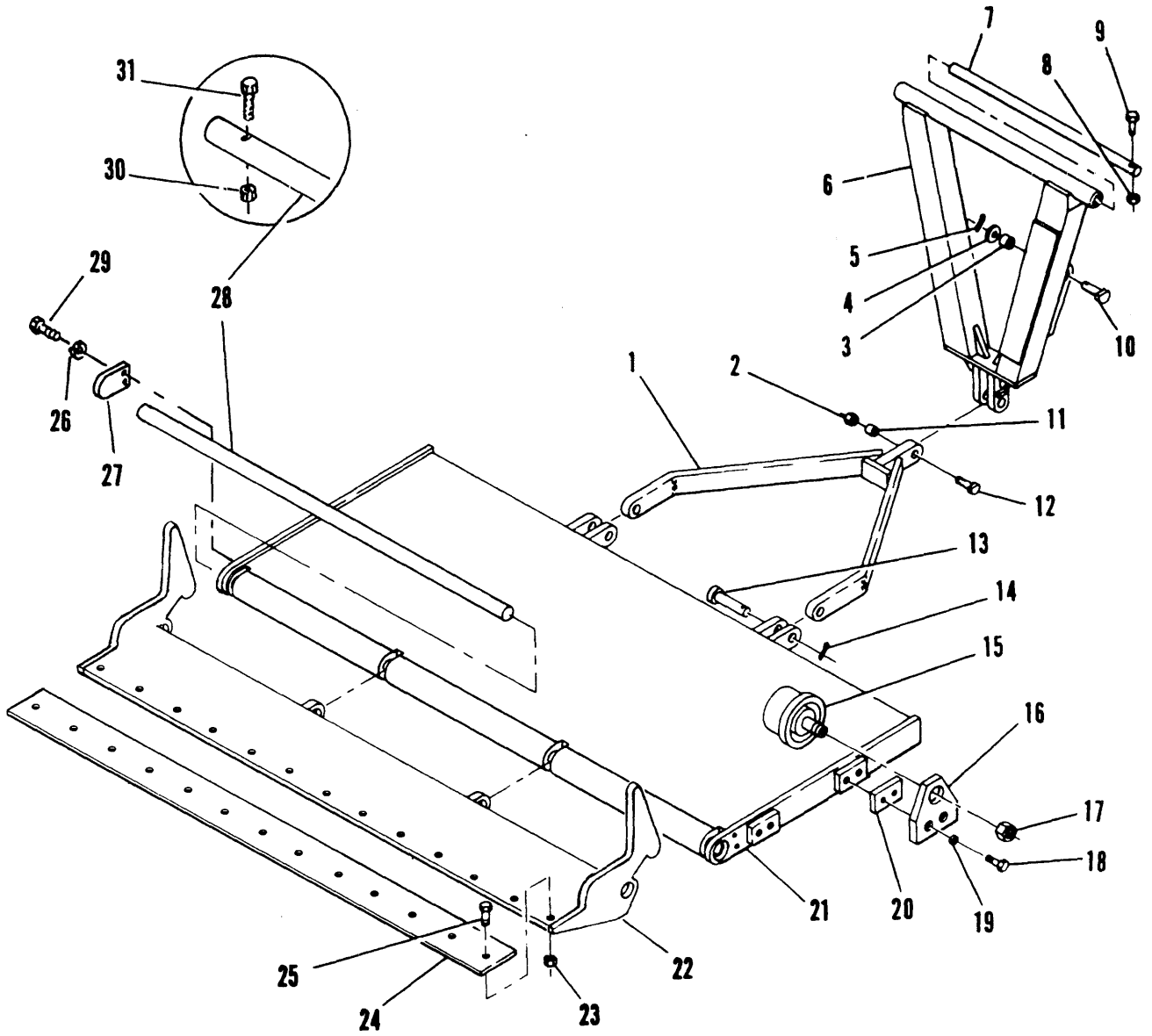


1265

FLOOR ROLLER

Item	Part No.	Description	Qty.
A	1556403	ROLLER, Rolling Floor (Inc.1 thru 7).....	4
NOTE: Four (4) Rollers are used on machine — Quantities listed below are for one (1) Roller.			
1	1550756	FITTING, Grease	1
2	1556401	SPACER, Roller	1
3	711406	RING, Bearing Retaining	1
4	1566152	BEARING, Roller	1
5	1556395	AXLE, Roller	1
6	5J-606	KEY, Woodruff	1
7	1556402	ROLLER	1

WHEN ORDERING PARTS, ALWAYS STATE MODEL AND SERIAL NO. OF MACHINE



ROLLING FLOOR GROUP

1968

CLARK EQUIPMENT COMPANY

ROLLING FLOOR GROUP

Item	Part No.	Description	Qty.
------	----------	-------------	------

1	1573628	YOKE, Connecting	1
2	18D-22	NUT	1
3	665199	BUSHING	1
4	25E-31	WASHER	1
5	1F-840	COTTER	1
6	1555844	ACTUATOR, Floor	1
7	1555766	ROD, Actuator	1
8	17D-01	NUT	1
9	23C-440	BOLT	1
10	1562797	PIN	1
11	1555857	BUSHING	1
12	1555882	PIN	1
13	1550948	PIN	2
14	1F-840	COTTER	2
15	----	ROLLER, Floor - See Index	4
16	1573366	HANGER	4
17	5290493	NUT	4
18	23C-1240	BOLT	8
19	4E-12	LKWSHR	8
20	1574814	‡SHIM	-
21	1573619	FLOOR, Rolling	1
22	1580588	FRAME, Strike-Off	1
23	17D-06	NUT	11
24	1573575	BLADE, Strike-Off	1
25	23C-828	BOLT	11
26	4E-06	LKWSHR	4
27	1578918	FLAT	1
28	1573634	ROD, Hinge	1
29	23C-620	BOLT	4
30	17D-01	NUT	1
31	23C-436	BOLT	1
32	1573369	‡ROLLER ASSY (Inc. 15, 16, 18)	4

‡ Not Illustrated
‡ As Required

WHEN ORDERING PARTS, ALWAYS STATE MODEL AND SERIAL NO. OF MACHINE

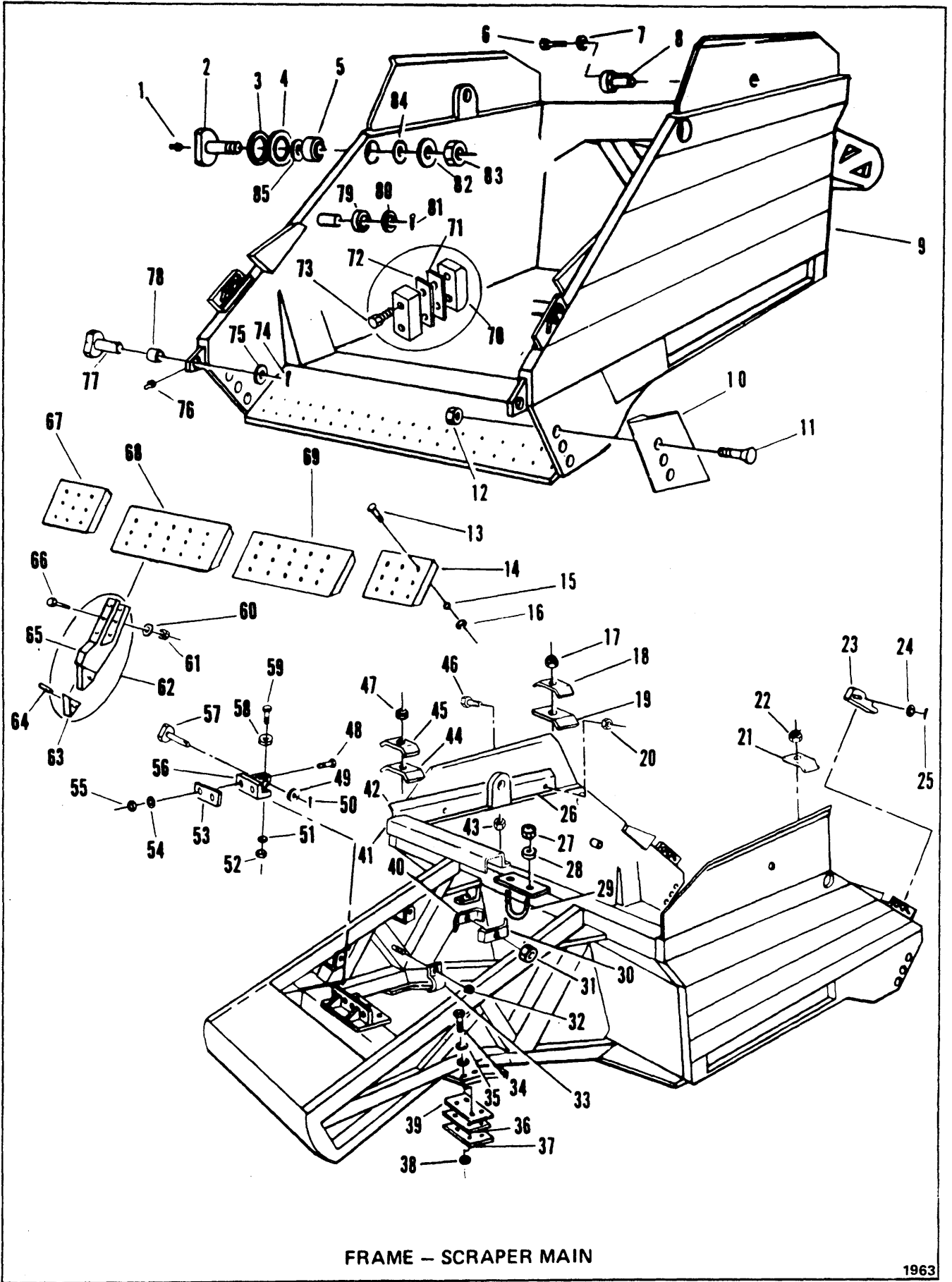
PM 4039

Printed in U.S.A.

(1F7)

FS-1

CLARK EQUIPMENT COMPANY



FRAME - SCRAPER MAIN

1963

CLARK EQUIPMENT COMPANY

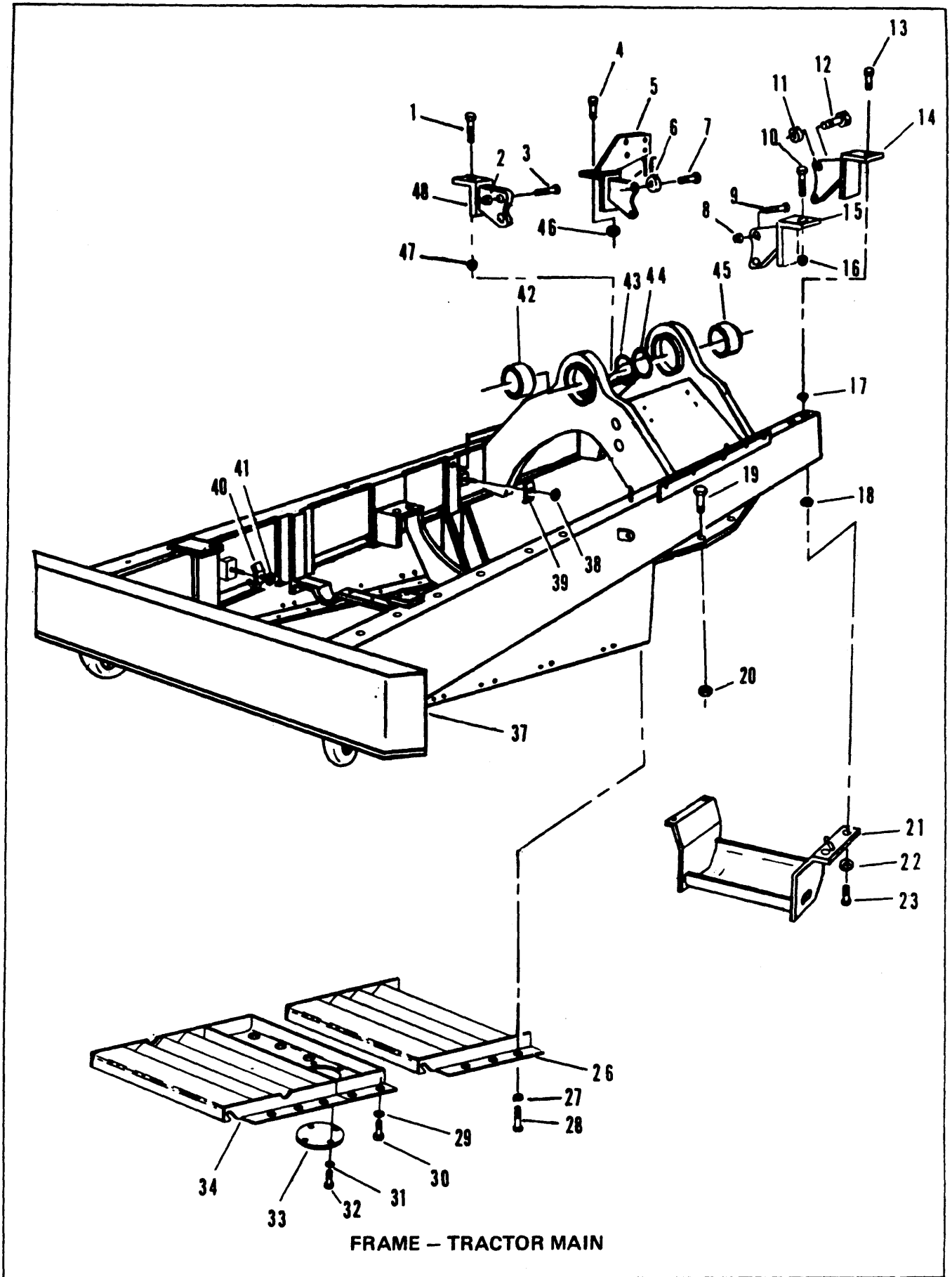
FRAME – SCRAPER MAIN

Item	Part No.	Description	Qty.	Item	Part No.	Description	Qty.
1	10H-25	FITTING	2	49	1520748	WASHER	2
2	1554833	PIN	2	50	1F-840	COTTER	2
3	1554856	‡SHIM	—	51	1520748	WASHER	4
4	1554857	‡SHIM	—	52	61D-12	NUT	4
5	1573309	BUSHING	2	53	1553883	‡SHIM 1"	—
6	23C-612	BOLT	4	53A	1553884	‡‡SHIM ½"	—
7	4E-06	LKWSHR	4	53B	1553885	‡‡SHIM 3/8"	—
8	1573636	PIN	2	53C	1553886	‡‡SHIM ¼"	—
9	1573528	FRAME, Main	1	53D	1553887	‡‡SHIM 1/8"	—
10	1573685	CUTTER	2	54	25E-26	WASHER	4
11	1552069	PLOWBOLT	6	55	17D-10	NUT	4
12	17D-10	NUT	6	56	1573790	HANGER	2
13	1552070	PLOWBOLT	22	57	1562797	PIN	2
14	1574483	BLADE	1	58	4E-12	LKWSHR	2
15	4E-12	LKWSHR	22	59	23C-1240	BOLT	4
16	61D-12	NUT	22	60	4E-12	LKWSHR	12
17	17D-03	*NUT	1	61	61D-12	NUT	12
18	1574554	*CLAMP	1	62	1572837	CHISEL ASSY (Inc. 63, 64, 65).....	4
19	1574555	*CLAMP	1	63	1572836	POINT	1
20	17D-03	*NUT	10	64	1572890	PIN	1
21	1558167	*CLAMP	2	65	-----	§SHANK — See 62	1
22	17D-03	*NUT	2	66	1552074	PLOWBOLT	12
23	1560945	BLOCK, R.H.	1	67	1574483	BLADE	1
23A	1560944	†BLOCK, L.H.	1	68	1576032	BLADE	1
24	25E-28	WASHER	2	69	1576032	BLADE	1
25	654722	PIN	2	70	1579829	BLOCK (For Serial: 227A-236 & After)	2
26	1578933	*GUARD	1	70A	1573458	†BLOCK (For Serial: 227A-101 thru 227A-235)	2
26A	1578934	†*GUARD	1	71	1579830	‡SHIM (For Serial: 227A-236 & After)	—
27	17D-01	NUT	2	71A	1575462	‡‡SHIM (For Serial: 227A-101 thru 227A-235)	—
28	25E-13	WASHER	2	72	1579828	‡SHIM (For Serial: 227A-236 & After)	—
29	654602	"U" BOLT	1	72A	1577442	‡‡SHIM (For Serial: 227A-101 thru 227A-235)	—
30	1557908	CLAMP	1	73	1575463	‡BOLT	—
31	17D-03	NUT	1	74	1F-832	COTTER	2
32	17D-03	NUT	1	75	25E-32	WASHER	2
33	1558167	CLAMP	1	76	10H-25	FITTING, Grease	2
34	23C-1256	BOLT	8	77	1562797	PIN	2
35	1520748	WASHER	8	78	1564692	BEARING	2
36	1574627	‡SHIM ¼"	—	79	1561002	BUSHING	2
37	1575358	‡SHIM 1/16"	—	80	25E-49	WASHER	2
38	17D-10	NUT	8	81	1F-1648	COTTER	2
39	1575359	‡SHIM 1/8"	—	82	1554832	WASHER	2
40	1575134	CLAMP	1	83	65D-24	NUT	2
41	1578931	*GUARD	1	84	1575366	SPACER	2
41A	1578931	†*GUARD	1	85	1575366	SPACER	2
42	1578937	*GUARD	1				
42A	1578938	†*GUARD	1				
43	17D-03	*NUT	6				
44	1574555	*CLAMP	1				
45	1574554	*CLAMP	1				
46	23C-628	*BOLT	10				
47	17D-03	*NUT	1				
48	23C-1240	BOLT	4				

*NOTE: Order as applicable. †Not Illustrated
‡As Required §Not Sold Separately

WHEN ORDERING PARTS, ALWAYS STATE MODEL AND SERIAL NO. OF MACHINE

CLARK EQUIPMENT COMPANY



CLARK EQUIPMENT COMPANY

FRAME - TRACTOR MAIN

Item Part No. Description Qty.

1	23C-1444	BOLT	1
2	4E-12	LKWSHR	2
3	23C-1232	BOLT	2
4	23C-1444	BOLT	1
5	1574602	MOUNT - R.H. Rear	1
6	4E-12	LKWSHR	2
7	23C-1232	BOLT	2
8	4E-12	LKWSHR	2
9	23C-1232	BOLT	2
10	23C-1444	BOLT	1
11	4E-12	LKWSHR	2
12	23C-1232	BOLT	2
13	23C-1444	BOLT	1
14	1574047	MOUNT - L.H. Rear	1
15	1574045	MOUNT - L.H. Front	1
16	17D-11	NUT	1
17	17D-11	NUT	1
18	17D-09	NUT	1
19	23C-16144	BOLT	4
20	17D-12	NUT	8
21	1579196	GUARD, Rear	8
22	25E-26	WASHER	1
23	23C-1028	BOLT	4
24	OMIT	GUARD, Front	4
25	OMIT	BOLT	-
26	1565036	PAN, Belly	1
27	25E-20	WASHER	8
28	23C-720	BOLT	8
29	25E-20	WASHER	10
30	23C-720	BOLT	10
31	4E-06	LKWSHR	4
32	23C-616	BOLT	4
33	1559738	PLATE, Inspection	1
34	1578376	PAN, Front Belly	1
35	OMIT	WASHER	-
36	OMIT	NUT	-
37	1572738	FRAME, Tractor Main	1
38	17D-03	NUT	1
39	1557540	CLAMP	1
40	1557540	CLAMP	1
41	17D-03	NUT	1
42	1301478	BUSHING	1
43	104450	SEAL	1
44	104450	SEAL	1
45	1301478	BUSHING	1
46	17D-11	NUT	1
47	17D-11	NUT	1
48	1574045	MOUNT - R.H. Front	1

WHEN ORDERING PARTS, ALWAYS STATE MODEL AND SERIAL NO. OF MACHINE

PM 4039

Printed in U.S.A.

(1F11)

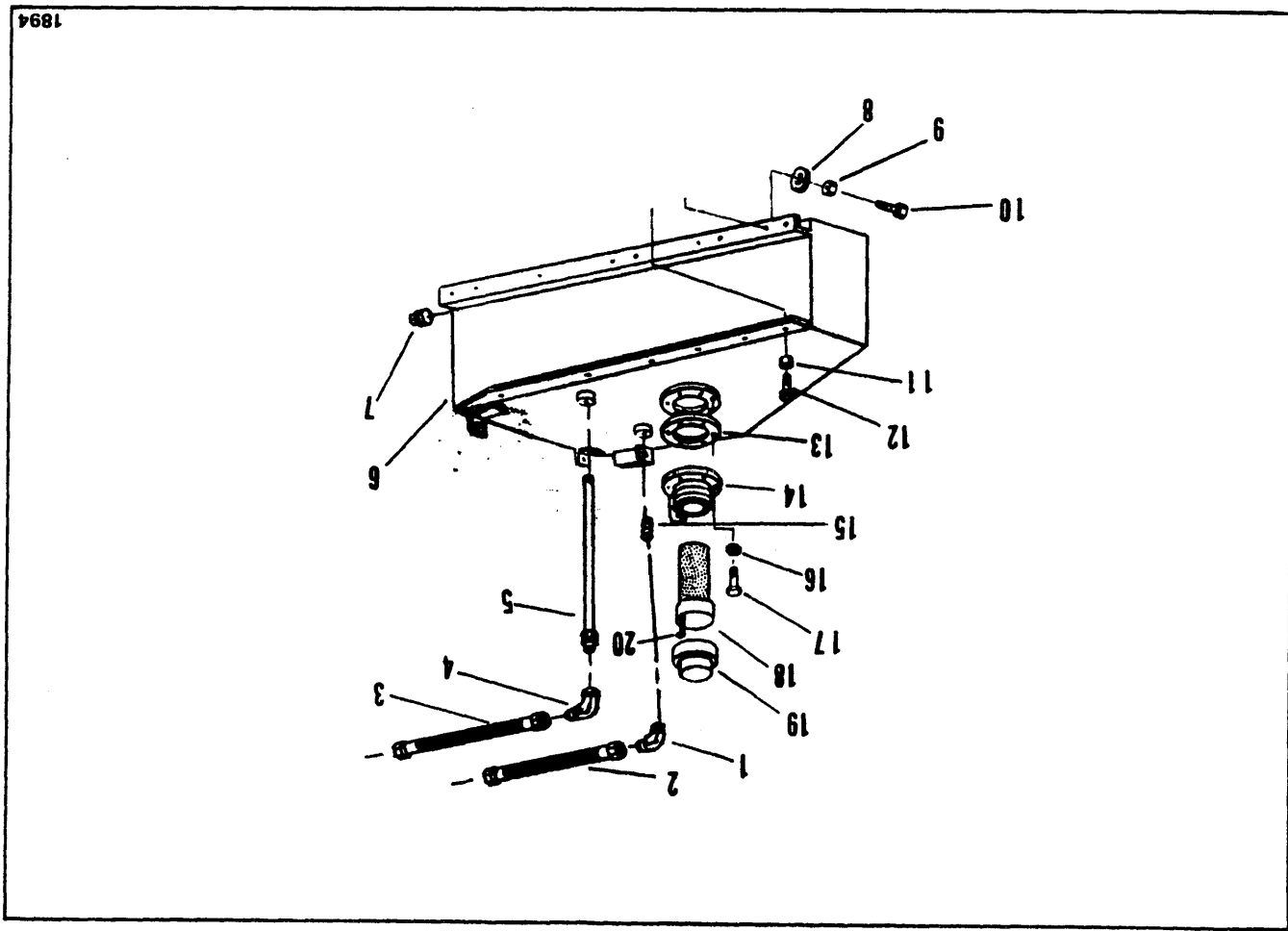
F9-1

WHEN ORDERING PARTS, ALWAYS STATE MODEL AND SERIAL NO. OF MACHINE

1	ELBOW	83F-06	1
1	HOSE, Return	1502811	2
1	HOSE, Supply	1547050	3
1	ELBOW	85F-07	4
1	LINE, Supply	1558645	5
1	TANK, Fuel	1575345	6
1	PLUG	200216	7
1	WASHER	25E-18	8
7	NUT	17D-03	9
7	BOLT	23C-620	10
7	NUT	17D-06	11
5	BOLT	23C-828	12
5	GASKET, Filter Neck	1557962	13
1	NECK, Filter	1557153	14
1	BUSHING	19F-06	15
1	WASHER	202321	16
8	BOLT	23C-612	17
8	SCREEN	943957	18
1	CAP, Fuel	1558644	19
1	DIPSTICK	1579603	20

Item Part No. Description Qty.

FUEL TANK AND LINES

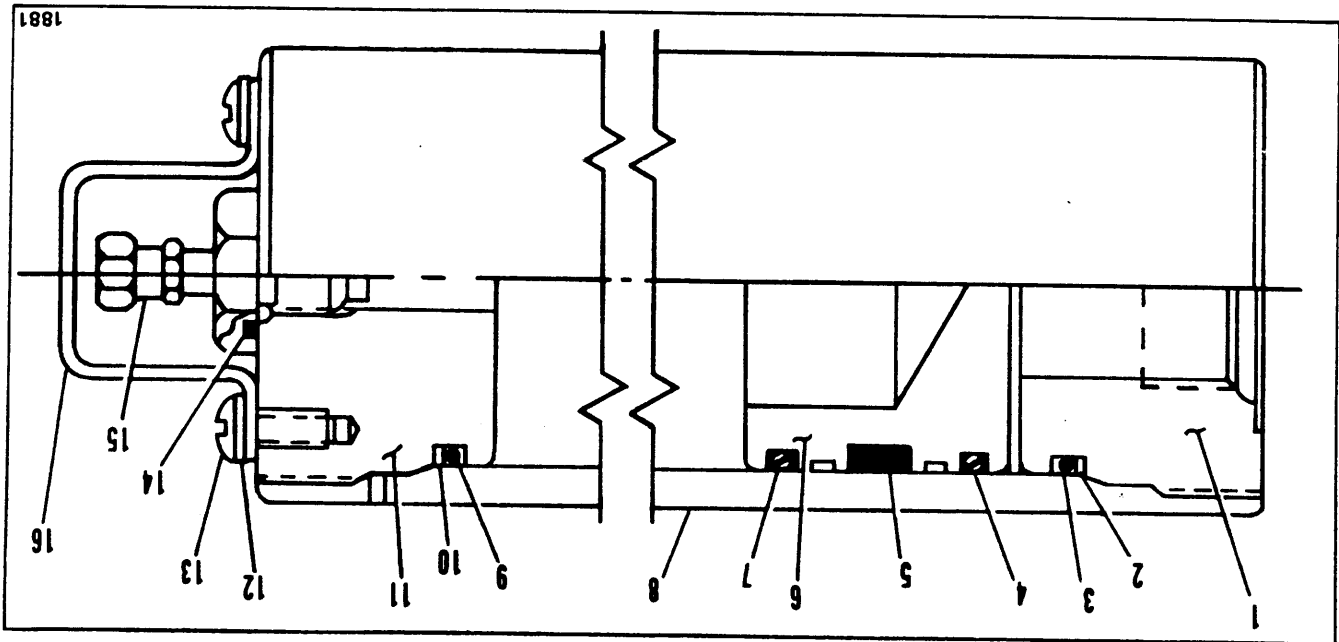


CLARK EQUIPMENT COMPANY

**"H" GROUP
CONTENTS**

Hydraulic Group:

Hydraulic Accumulator – Elevator	H3
Hydraulic Filter Assembly	H4
Hydraulic Tank	H5
Hydraulic System – Ejection	H7
Hydraulic System – Lift & Elevator – Scraper Yoke	H9
Hydraulic System – Steering	H11
Hydraulic System – Tractor Elevator	H13
Hydraulic System – Lift & Ejection – Tractor	H15
Hydraulic System – Converter	H17
Hydraulic System – Transmission Shifting	H19



ACCUMULATOR - ELEVATOR

Item	Part No.	Description	Qty.
------	----------	-------------	------

A	1579134	ACCUMULATOR ASSY (Inc. 1 thru 16)	1
B	1580648	KIT, Seal (inc. 2, 3, 4, 5, 7, 9, 10)	1
1	1580654	CAP	1
2	---	§ WASHER, Back-Up - See "B"	1
3	---	§ O-RING - See "B"	1
4	1580649	RING - See "B"	1
5	---	§ V-O Ring - See "B"	1
6	1580652	PISTON	1
7	1580649	RING - See "B"	1
8	1580651	CYLINDER	1
9	---	§ O-RING - See "B"	1
10	---	§ WASHER, Back-Up - See "B"	1
11	1580653	CAP, Gas	1
12	17E-10	WASHER	2
13	85G-1008	SCREW	2
14	---	§ O-RING	1
15	1580650	VALVE (inc. 14, 15A)	1
15A	---	§ O-RING	1
16	1580655	PROTECTOR	1

§ Not Sold Separately
 † Not Illustrated

WHEN ORDERING PARTS, ALWAYS STATE MODEL AND SERIAL NO. OF MACHINE

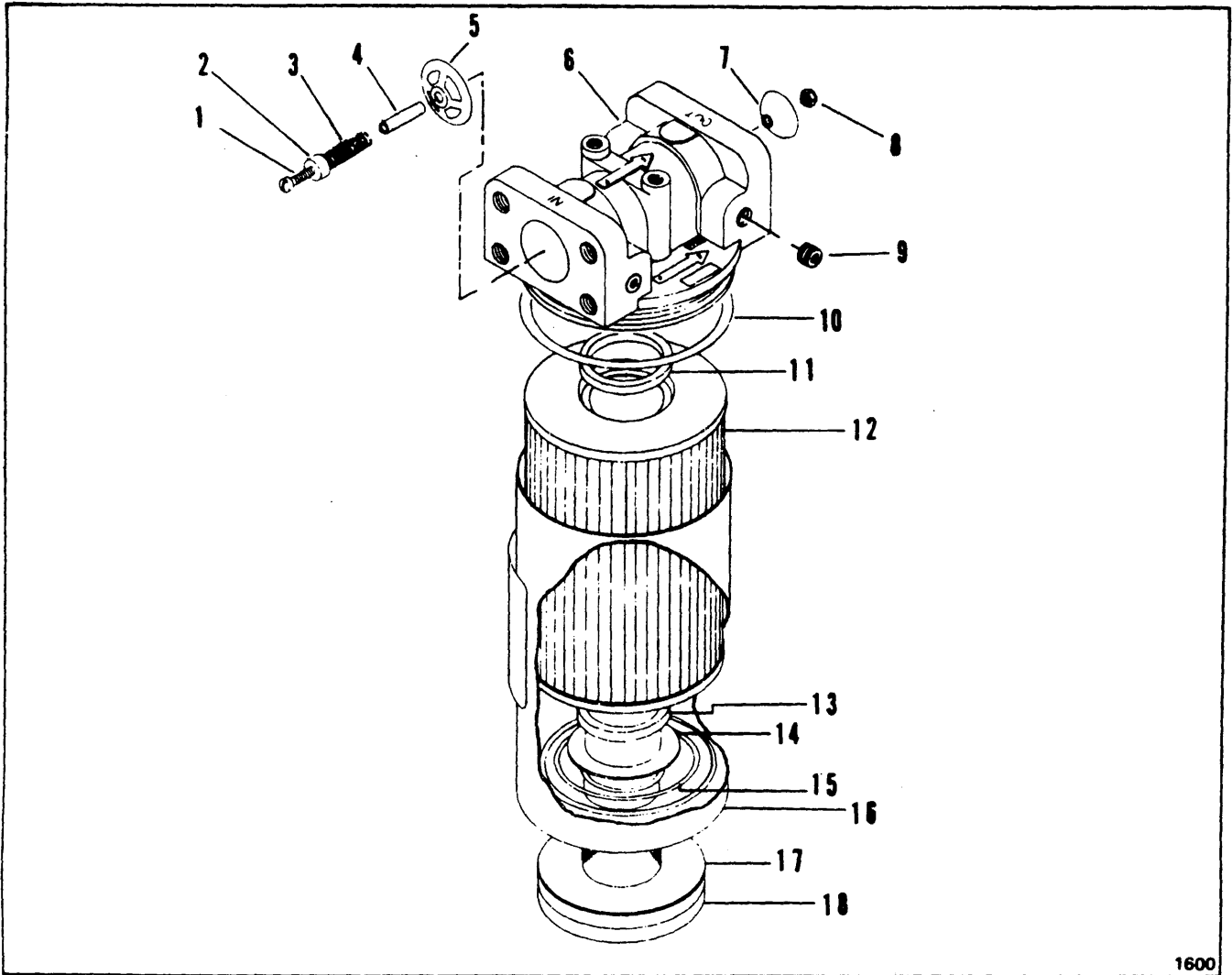
PM 4039

Printed in U.S.A.

(2A5)

H3-2

CLARK EQUIPMENT COMPANY



1600

HYDRAULIC – FILTER ASSEMBLY

Item	Part No.	Description	Qty.
A	1577602	FILTER ASSY (Inc. 1 thru 18)	1
B	948983	ELEMENT KIT (Inc. 10, 11, 12, 13 & 17)	1
C	1566622	ELEMENT KIT (Inc. 11, 12 & 17)	1
D	1578130	BYPASS KIT (Inc. 1 thru 5, 7 & 8)	1
1	-----	§ SCREW, Bypass – See “D”	1
2	-----	§ CAP, Stem Bypass – See “D”	1
3	-----	§ SPRING, Bypass – See “D”	1
4	-----	§ SPACER, Bypass – See “D”	1
5	-----	GUIDE, Bypass – See “D”	1
6	-----	HEAD – See “A”	1
7	-----	VALVE, Bypass – See “D”	1

Item	Part No.	Description	Qty.
8	-----	LOCKNUT, Bypass – See “D”	1
9	16F-02	PLUG	2
10	25K-60412	O-RING – See “B”	1
11	-----	SEAL – See “B”	1
12	-----	ELEMENT – See “B”	1
13	-----	SEAL – See “B”	1
14	1566619	WASHER	1
15	896152	SPRING, Conical	1
16	1567065	HOUSING	1
17	1567066	GASKET	1
18	896153	POST, Center	1

§ Not Sold Separately

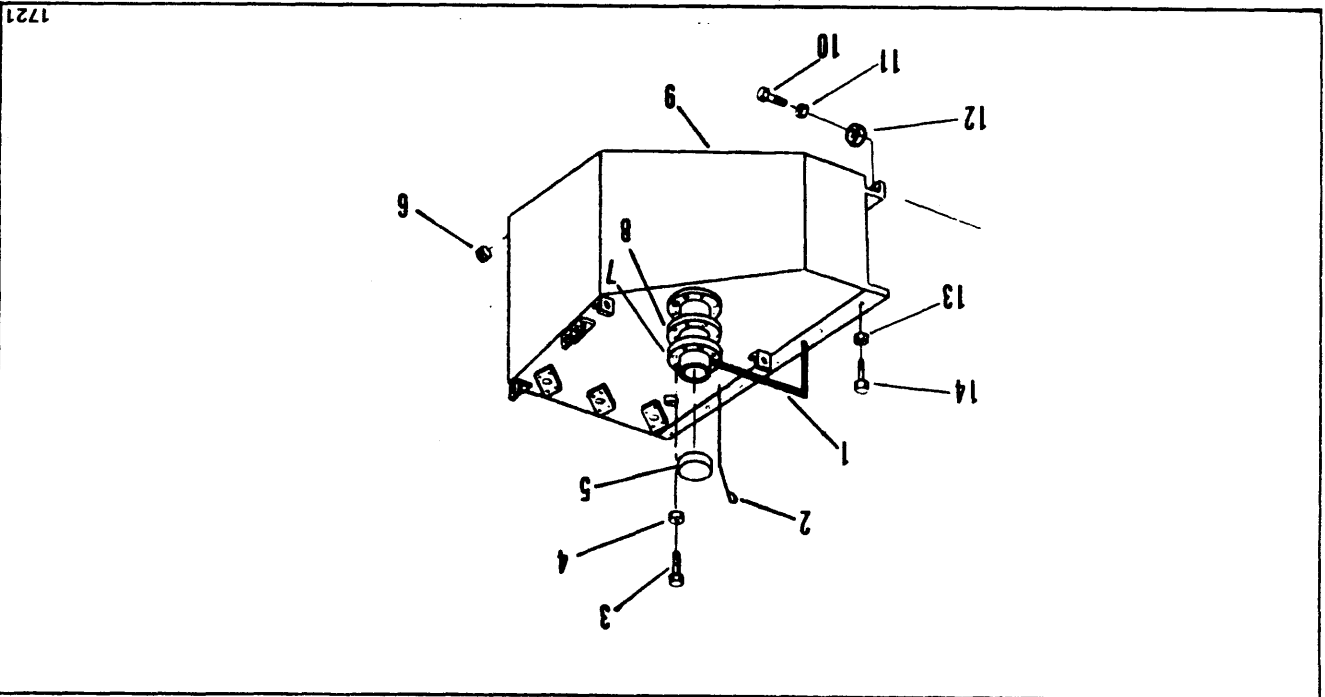
WHEN ORDERING PARTS, ALWAYS STATE MODEL AND SERIAL NO. OF MACHINE

WHEN ORDERING PARTS, ALWAYS STATE MODEL AND SERIAL NO. OF MACHINE

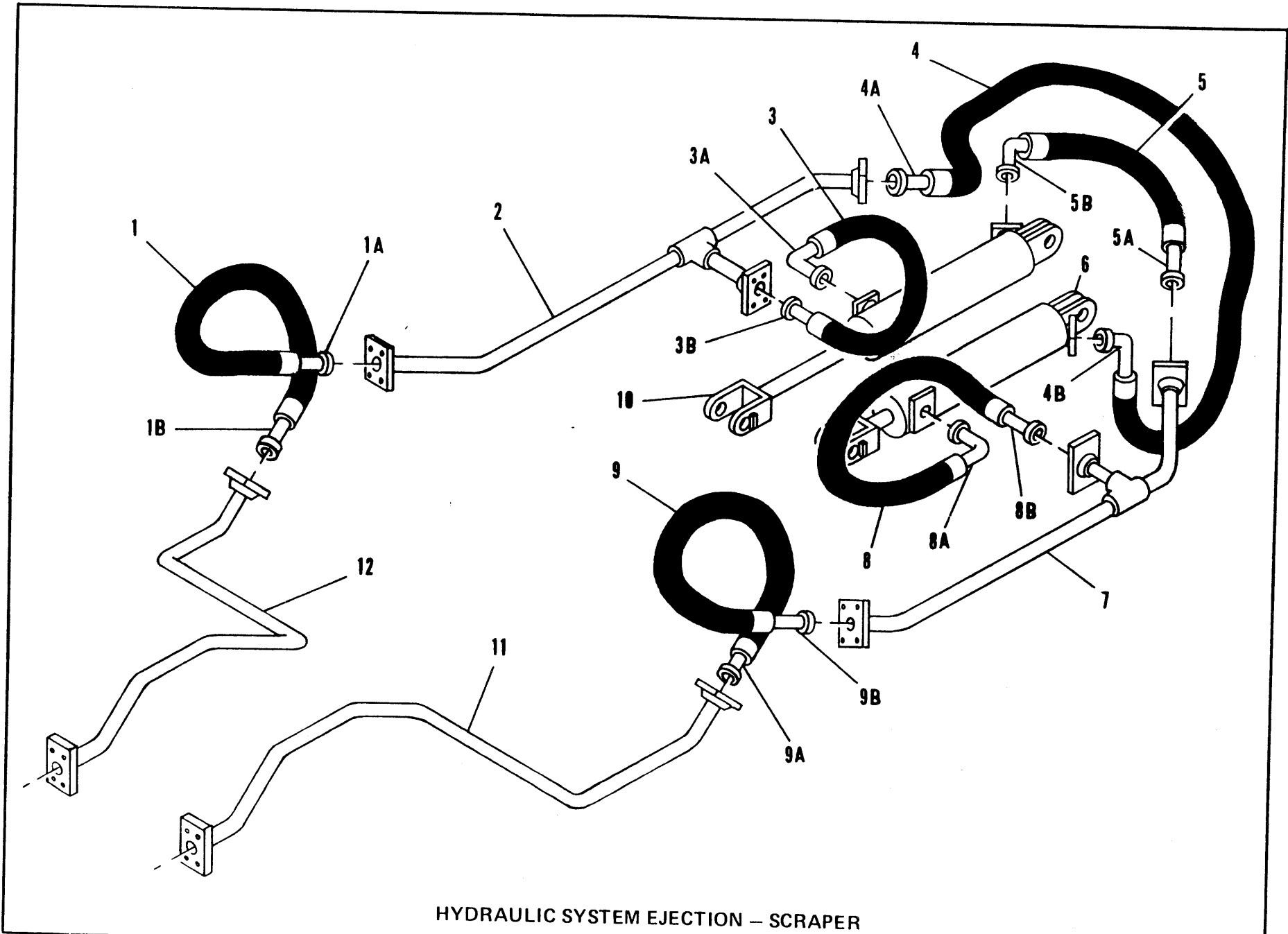
Item	Part No.	Description	Qty.
1	1550864	HOSE	1
2	1558674	DIPSTICK	1
3	23C-612	BOLT	8
4	202321	WASHER	8
5	554843	CAP	1
6	200216	PLUG	2
7	1576160	FILTER, Neck	1
8	1557962	GASKET, Filler	1
9	1571503	TANK	1
10	23C-620	BOLT	7
11	25E-18	WASHER	7
12	17D-03	NUT	7
13	17D-06	NUT	5
14	23C-828	BOLT	5

1571503 C.P.R.S. - 54

HYDRAULIC TANK



1721



HYDRAULIC SYSTEM EJECTION - SCRAPER

CLARK EQUIPMENT COMPANY

HYDRAULIC SYSTEM - EJECTION

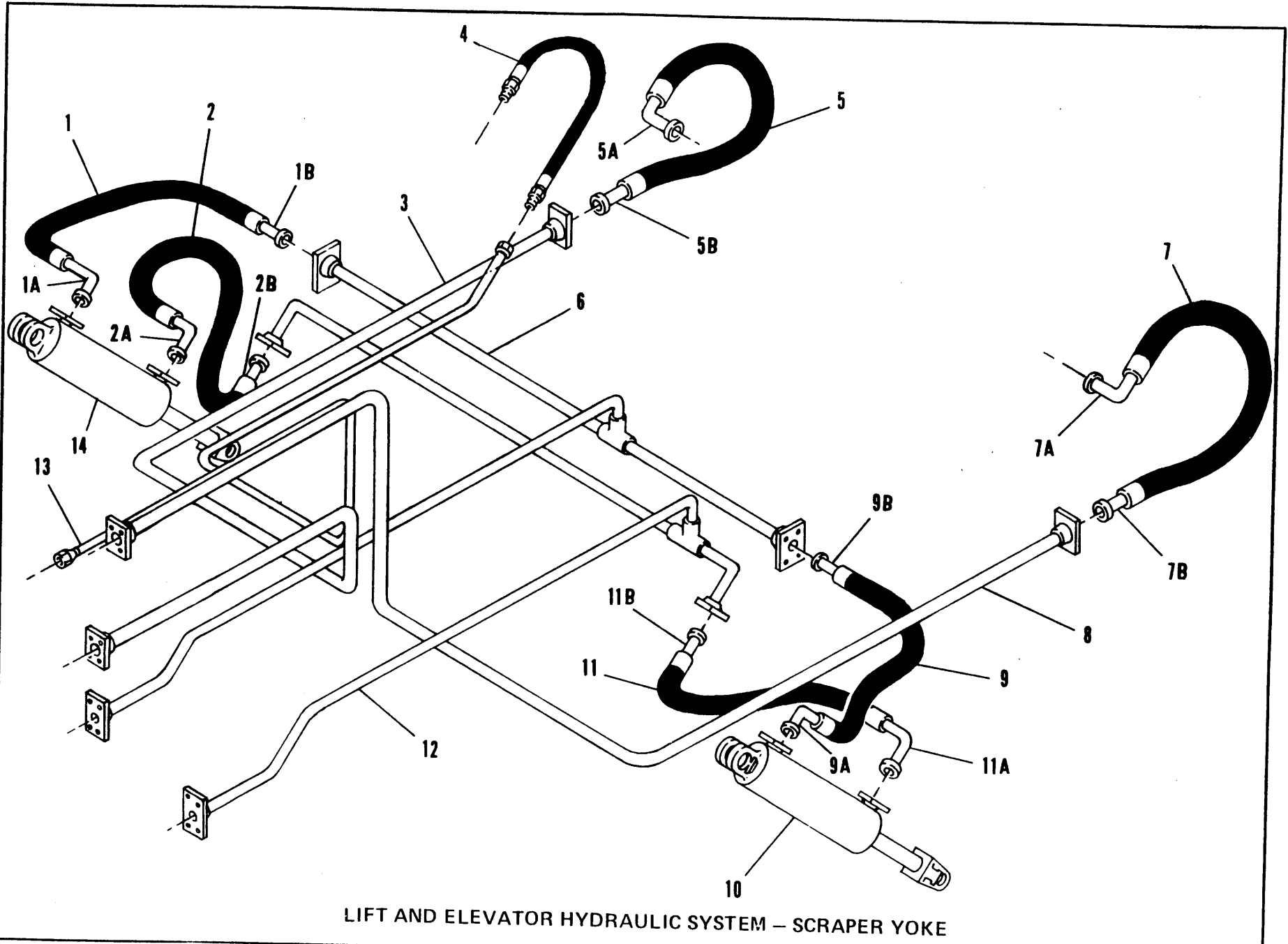
Item	Part No.	Description	Qty.
------	----------	-------------	------

1	1562537	HOSE	1
1A	---	† FLANGE HALF - See Group "A"	-
1B	---	† FLANGE HALF - See Group "A"	-
2	1575194	TUBE ASSY	1
3	1562536	HOSE	1
3A	---	† FLANGE HALF - See Group "A"	-
3B	---	† FLANGE HALF - See Group "A"	-
4	1562536	HOSE	1
4A	---	† FLANGE HALF - See Group "A"	-
4B	---	† FLANGE HALF - See Group "A"	-
5	1562536	HOSE	1
5A	---	† FLANGE HALF - See Group "A"	-
5B	---	† FLANGE HALF - See Group "A"	-
6	---	CYLINDER ASSY - See Index	1
7	1575189	TUBE ASSY	1
8	1562536	HOSE	1
8A	---	† FLANGE HALF - See Group "A"	-
8B	---	† FLANGE HALF - See Group "A"	-
9	1562537	HOSE	1
9A	---	† FLANGE HALF - See Group "A"	-
9B	---	† FLANGE HALF - See Group "A"	-
10	---	CYLINDER ASSY - See Index	1
11	1575310	TUBE ASSY	1
12	1575309	TUBE ASSY	1

† Not Illustrated

GROUP	No. Req'd Per Connection	△
FLANGE HALF	2	663092
O-RING	1	58K-214
BOLT	4	23C-620
LKWSHR	4	4E-06
SIZE		%

WHEN ORDERING PARTS, ALWAYS STATE MODEL AND SERIAL NO. OF MACHINE



LIFT AND ELEVATOR HYDRAULIC SYSTEM – SCRAPER YOKE

H8-1

(2A10)

PM 4039
Printed in U.S.A.

CLARK EQUIPMENT COMPANY

LIFT AND ELEVATOR SYSTEMS - SCRAPER YOKE

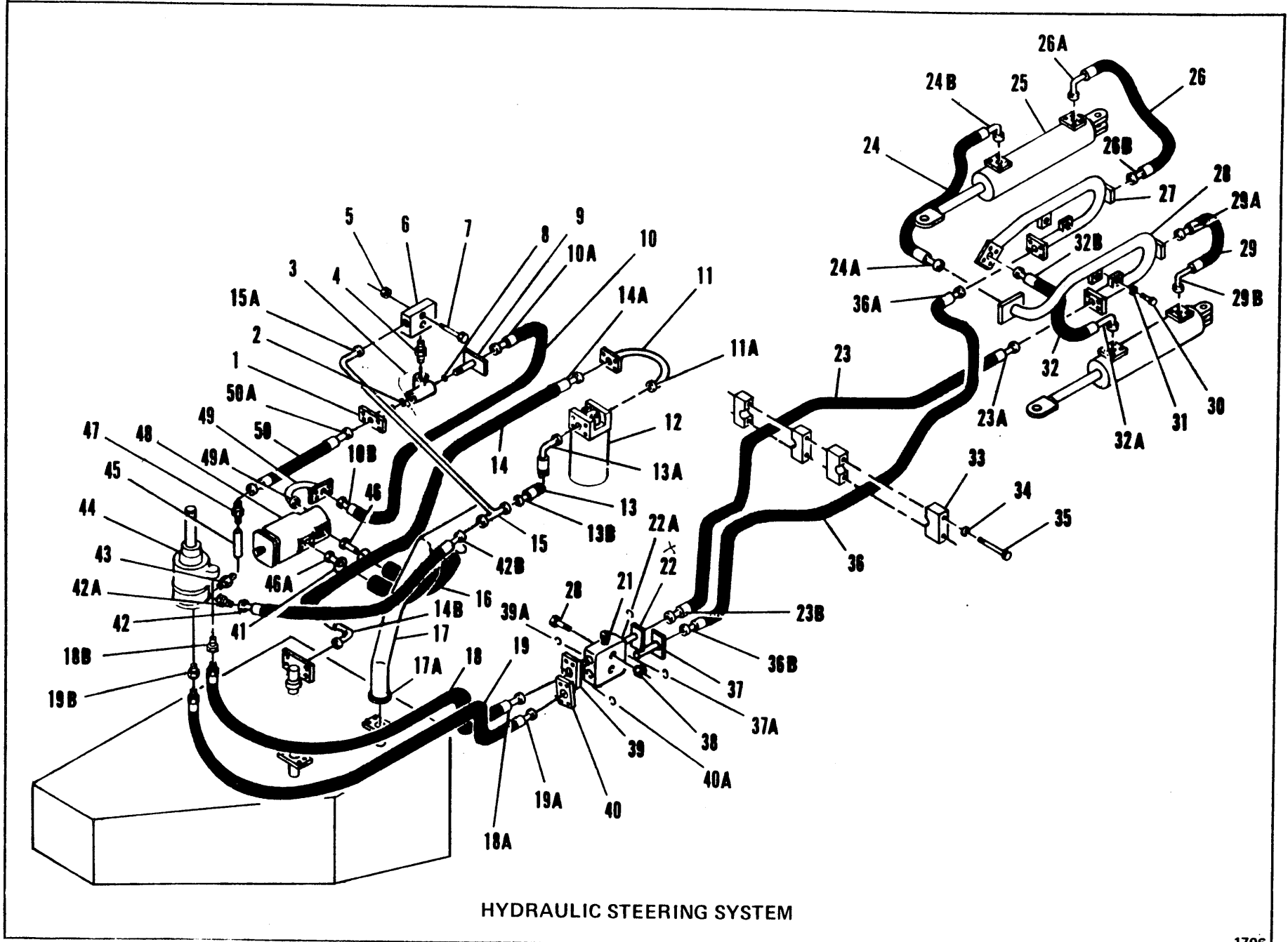
Item	Part No.	Description	Qty.
------	----------	-------------	------

1	1564841	HOSE	1
1A	---	† FLANGE HALF - See Group "A"	---
1B	---	† FLANGE HALF - See Group "A"	---
2	1564631	HOSE	1
2A	---	† FLANGE HALF - See Group "A"	---
2B	---	† FLANGE HALF - See Group "A"	---
3	1575320	TUBE ASSY	1
4	1564688	HOSE	1
5	1564690	HOSE	1
7A	---	† FLANGE HALF - See Group "B"	---
7B	---	† FLANGE HALF - See Group "B"	---
8	1575323	TUBE ASSY	1
9	1564841	HOSE	1
9A	---	† FLANGE HALF - See Group "A"	---
9B	---	† FLANGE HALF - See Group "A"	---
10	---	CYLINDER, Lift - See Index	1
11	1564631	HOSE	1
11A	---	† FLANGE HALF - See Group "A"	---
11B	---	† FLANGE HALF - See Group "A"	---
12	1575302	TUBE ASSY	1
13	1575318	TUBE ASSY	1
14	---	CYLINDER, Lift - See Index	1

† Not Illustrated

GROUP	FLANGE HALF	O-RING	BOLT	LKWSHR	SIZE
No. Req'd Per Connection	2	1	4	4	
A	663092	58K-214	23C-620	4E-06	3"
B	663093	58K-219	23C-620	4E-06	1"
C	1511520	58K-222	23C-724	4E-07	1 1/2"

WHEN ORDERING PARTS, ALWAYS STATE MODEL AND SERIAL NO. OF MACHINE



HYDRAULIC STEERING SYSTEM

CLARK EQUIPMENT COMPANY

HYDRAULIC STEERING SYSTEM

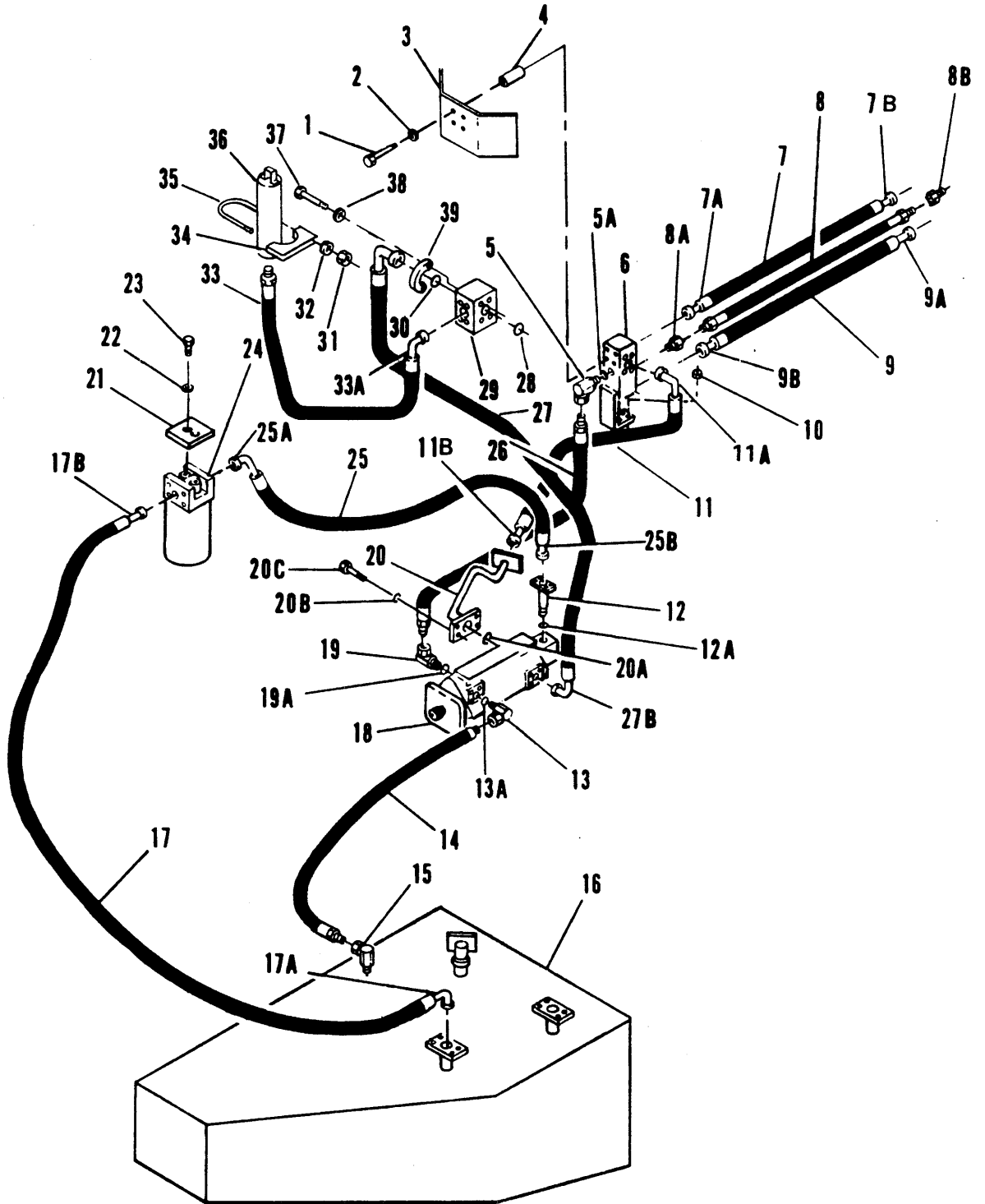
Item	Part No.	Description	Qty.		Item	Part No.	Description	Qty.
1	1552293	ADAPTER <i>1552293, 2, C.P.B.S.Y</i>	1		24B	-----	† FLANGE HALF - See Group "A"	-
2	91F-08	O-RING	1		25	-----	CYLINDER STEERING - See Index	2
3	948370	VALVE, Relief	1		26	1562536	HOSE	1
4	1551739	ADAPTER (Inc. 4A)	1		26A	-----	† FLANGE HALF - See Group "A"	-
4A	91F-08	O-RING	2		26B	-----	† FLANGE HALF - See Group "A"	-
5	17D-03	NUT	2		27	1567944	TUBE, L.H.	1
6	1562531	BLOCK, Junction	1		28	1567943	TUBE, R.H.	1
7	23C-648	BOLT.....	2		29	1562536	HOSE	1
8	91F-08	O-RING	1		29A	-----	FLANGE HALF - See Group "A"	-
9	1552293	ADAPTER	1		29B	-----	FLANGE HALF - See Group "A"	-
10	1564629	HOSE.....	1		30	23C-628	BOLT	4
10A	-----	† FLANGE HALF - See Group "A"	-		31	4E-06	LKWSHR	4
10B	-----	† FLANGE HALF - See Group "A"	-		32	1562536	HOSE	1
11	1575114	TUBE	1		32A	-----	† FLANGE HALF - See Group "A"	-
11A	-----	† FLANGE HALF - See Group "D"	-		32B	-----	† FLANGE HALF - See Group "A"	-
12	-----	FILTER ASSY (Inc. 12A) - See Index	1		33	1567216	CLAMP	4
12A	-----	ELEMENT, Filter	1		34	4E-06	LKWSHR	4
13	1564635	HOSE	1		35	23C-648	BOLT	4
13A	-----	† FLANGE HALF - See Group "C"	-		36	1564721	HOSE	1
13B	-----	† FLANGE HALF - See Group "B"	-		36A	-----	† FLANGE HALF - See Group "A"	-
14	1564634	HOSE	1		36B	-----	† FLANGE HALF - See Group "A"	-
14A	-----	† FLANGE HALF - See Group "B"	-		37	1558161	ADAPTER	1
14B	-----	† FLANGE HALF - See Group "C"	-		37A	91F-08	O-RING	1
15	1575112	TUBE, Return	1		38	17D-02	NUT	1
15A	-----	† FLANGE HALF - See Group "A"	-		39	1552293	ADAPTER	1
16	774458	HOSE	2		39A	91F-08	O-RING	1
16A	1577912	SPRING GUARD	2		40	1558161	ADAPTER	1
17	1575240	TUBE ASSY	1		40A	91F-08	O-RING	1
17A	-----	† FLANGE HALF - See Group "E"	-		41	540130	CLAMP	4
18	573938	HOSE	1		42	1564813	HOSE	1
18A	-----	† FLANGE HALF - See Group "A"	-		42A	15K-08	ADAPTER	1
18B	763322	ADAPTER	1		42B	-----	† FLANGE HALF - See Group "A"	-
19	573938	HOSE	1		43	89F-08	FITTING	1
19A	-----	† FLANGE HALF - See Group "A"	-		44	-----	VALVE & COLUMN ASSY - See Index	1
19B	763322	ADAPTER	1		45	1577769	VALVE, Check	1
20	23C-540	BOLT	2		46	799019	TUBE	2
21	1567164	VALVE, Cushion	1		46A	-----	† FLANGE HALF - See Group "C"	2
22	1552293	ADAPTER <i>1551244, 2, C.P.B.S.Y</i>	1		47	1900453	FITTING	1
22A	91F-08	O-RING	1		48	-----	PUMP, Steering - See Index	1
23	1564721	HOSE	1		49	1575239	TUBE	1
23A	-----	† FLANGE HALF - See Group "A"	-		49A	-----	† FLANGE HALF - See Group "D"	-
23B	-----	† FLANGE HALF - See Group "A"	-		50	1564812	HOSE	1
24	1562536	HOSE	1		50A	-----	† FLANGE HALF - See Group "A"	-
24A	-----	† FLANGE HALF - See Group "A"	-					

† Not Illustrated

GROUP	FLANGE HALF	O-RING	BOLT	LKWSHR	SIZE
No. Req'd Per Connection	2	1	4	4	
A	663092	58K-214	23C-620	4E-06	¾"
B	663093	58K-219	23C-620	4E-06	1"
C	1511520	58K-222	23C-724	4E-07	1¼"
D	1511521	58K-225	23C-824	4E-08	1½"
E	1511522	58K-228	23C-824	4E-08	2"

WHEN ORDERING PARTS, ALWAYS STATE MODEL AND SERIAL NO. OF MACHINE

CLARK EQUIPMENT COMPANY



HYDRAULIC SYSTEM TRACTOR ELEVATOR

CLARK EQUIPMENT COMPANY

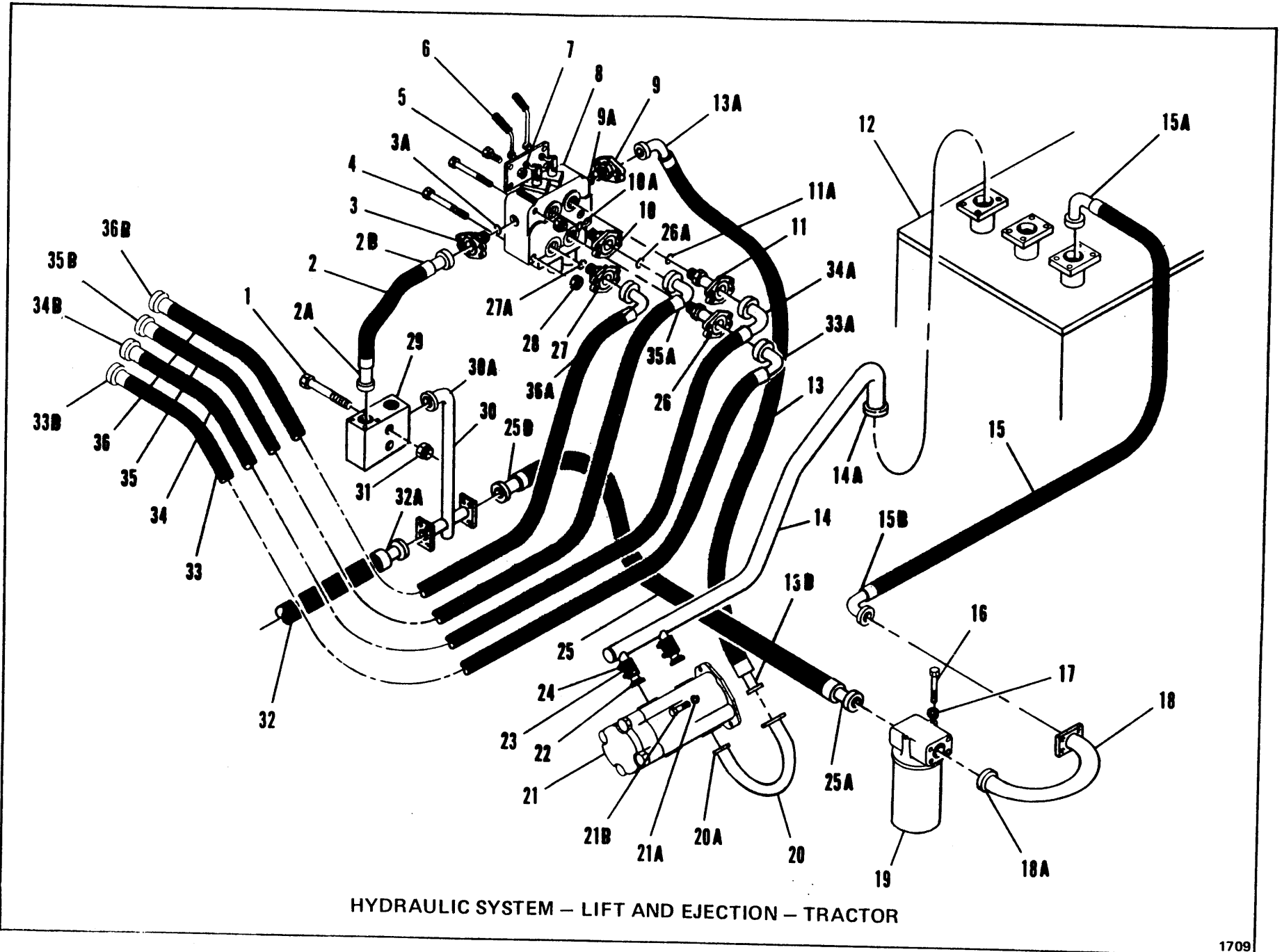
HYDRAULIC SYSTEM – TRACTOR ELEVATOR

Item	Part No.	Description	Qty.	Item	Part No.	Description	Qty.
1	23C-652	BOLT	4	19	531684	ADAPTER (Inc. 19A)	1
2	4E-06	LKWSHR	4	19A	91F-07	O-RING	1
3	1576978	SHIELD	1	20	1575117	TUBE	1
4	1576977	SPACER	4	20A	1306622	O-RING	1
5	531684	ADAPTER (Inc. 5A)	1	20B	4E-07	LKWSHR	4
5A	91F-07	O-RING	1	20C	23C-728	BOLT	4
6	1574782	MANIFOLD ASSY	1	21	1571717	SPACER <i>1576977 23C128 29</i>	1
7	1575443	HOSE, Pressure	1	22	4E-05	LKWSHR	2
7A	-----	†FLANGE HALF – See Group "A"	-	23	23C-524	BOLT	2
7B	-----	†FLANGE HALF – See Group "A"	-	24	-----	FILTER ASSY – See Index	1
8	1566959	HOSE, Drain	1	24A	-----	†ELEMENT, Filter – See Index	1
8A	36F-05	ADAPTER	1	25	1564705	HOSE, Suction	1
8B	36F-05	ADAPTER	1	25A	-----	†FLANGE HALF – See Group "B"	-
9	1575443	HOSE	1	25B	-----	†FLANGE HALF – See Group "A"	-
9A	-----	†FLANGE HALF – See Group "A"	-	26	1564633	HOSE, Drain	1
9B	-----	†FLANGE HALF – See Group "A"	-	27	1576996	HOSE	1
10	17D-06	NUT	4	27A	-----	†FLANGE HALF – See Group "A"	-
11	1576997	HOSE	1	27B	-----	†FLANGE HALF – See Group "A"	-
11A	-----	†FLANGE HALF – See Group "A"	-	28	1306622	O-RING	1
11B	-----	†FLANGE HALF – See Group "A"	-	29	1579208	MANIFOLD	1
12	1577986	ADAPTER	1	30	1306622	O-RING	1
12A	91F-07	†O-RING	1	31	-----	NUT	4
13	531684	ADAPTER (Inc. 13A)	1	32	-----	LKWSHR	4
13A	91F-07	†O-RING	1	33	1579211	HOSE	1
14	1566955	HOSE, Drain	1	33A	-----	†FLANGE HALF – See Group "C"	-
15	31F-05	ADAPTER	1	34	-----	BRACKET	2
16	-----	TANK, Hydraulic – See Index	1	35	507070	"U" BOLT (Inc. 31, 32, 34)	2
17	1564735	HOSE, Suction	1	36	-----	ACCUMULATOR – See Index	1
17A	-----	†FLANGE HALF – See Group "A"	-	37	23C-760	BOLT	4
17B	-----	†FLANGE HALF – See Group "B"	-	38	4E-07	LKWSHR	4
18	-----	PUMP, Elevator – See Index	1	39	1563278	FLANGE HALF	2

† Not Illustrated

GROUP	FLANGE HALF	O-RING	BOLT	LKWSHR	SIZE
No. Req'd Per Connection	2	1	4	4	
A	1563278	58K-219	23C-724	4E-07	1"
B	1511521	58K-225	23C-824	4E-08	1½"
C	663091	58K-210	23C-520	4E-05	½"

WHEN ORDERING PARTS, ALWAYS STATE MODEL AND SERIAL NO. OF MACHINE



HYDRAULIC SYSTEM - LIFT AND EJECTION - TRACTOR

CLARK EQUIPMENT COMPANY

HYDRAULIC SYSTEM – LIFT AND EJECTION – TRACTOR

Item	Part No.	Description	Qty.
1	23C-648	BOLT	2
2	1564814	HOSE	1
2A	-----	†FLANGE HALF – See Group "A" –	–
2B	-----	†FLANGE HALF – See Group "A" –	–
3	1575905	ADAPTER (Inc. 3A).....	1
3A	91F-08	O-RING	1
4	23C-656	BOLT	3
5	23C-620	BOLT	4
6	-----	CONTROL ASSY – See Index	1
7	17D-03	NUT	4
8	-----	CONTROL VALVE ASSY-See Index	1
9	1575907	ADAPTER (Inc. 9A).....	1
9A	91F-08	O-RING	1
10	1552293	ADAPTER (Inc. 10A)	1
10A	91F-08	O-RING	1
11	1575906	ADAPTER (Inc. 11A)	1
11A	91F-08	O-RING	1
12	-----	HYDRAULIC TANK – See Index	1
13	1564822	HOSE	1
13A	-----	†FLANGE HALF – See Group "A" –	–
13B	-----	†FLANGE HALF – See Group "A" –	–
14	1575240	SUCTION LINE ASSY	1
14A	-----	†FLANGE HALF – See Group "E" –	–
15	1564634	HOSE	1
15A	-----	†FLANGE HALF – See Group "C" –	–
15B	-----	†FLANGE HALF – See Group "B" –	–
16	17C-620	BOLT	2
17	4E-06	LKWSHR	2
18	1575114	TUBE	1
18A	-----	†FLANGE HALF – See Group "D" –	–
19	-----	FILTER ASSY – See Index	1
19A	-----	ELEMENT, Filter – See Index	1
20	1575239	TUBE	1
20A	-----	†FLANGE HALF – See Group "C" –	–

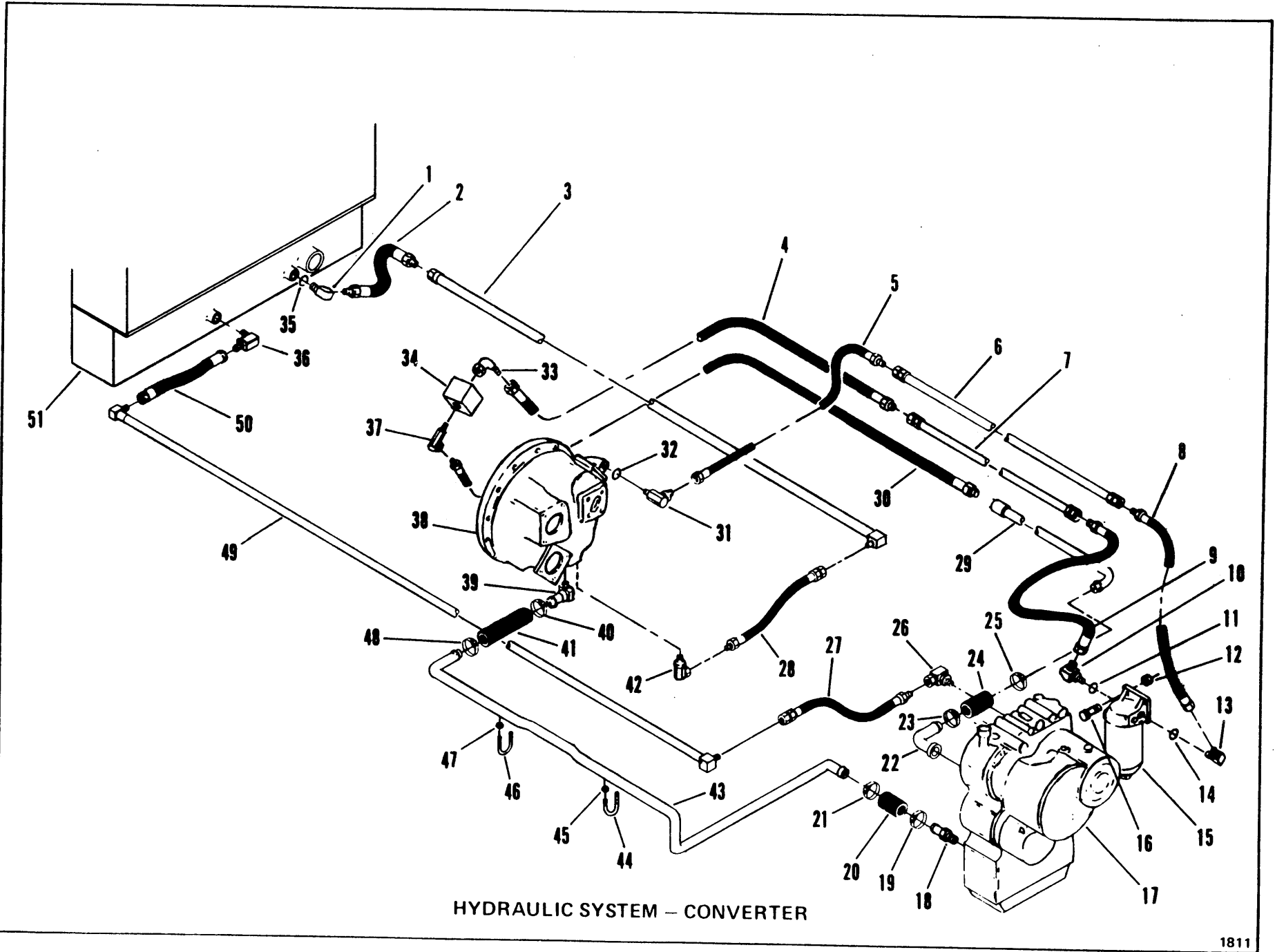
Item	Part No.	Description	Qty.
21	-----	PUMP ASSY – See Index	1
21A	4E-08	LKWSHR	4
21B	23C-824	BOLT	4
22	799019	ADAPTER	2
22A	-----	†FLANGE HALF – See Group "C" –	–
23	774458	HOSE	2
24	540130	CLAMP	4
25	1564635	HOSE	1
25A	-----	FLANGE HALF – See Group "D" –	–
25B	-----	FLANGE HALF – See Group "B" –	–
26	1575906	ADAPTER (Inc. 26A)	1
26A	91F-08	O-RING	1
27	1552293	ADAPTER (Inc. 27A)	1
27A	91F-08	O-RING	1
28	17D-03	NUT	3
29	1562531	BLOCK, Junction	1
30	1575112	TUBE ASSY	1
30A	-----	†FLANGE HALF – See Group "A" –	1
31	17D-03	NUT	2
32	1564813	HOSE	1
32A	-----	†FLANGE HALF – See Group "A" –	–
33	1564720	HOSE	1
33A	-----	†FLANGE HALF – See Group "A" –	–
33B	-----	†FLANGE HALF – See Group "A" –	–
34	1564720	HOSE	1
34A	-----	†FLANGE HALF – See Group "A" –	–
34B	-----	†FLANGE HALF – See Group "A" –	–
35	1564720	HOSE	1
35A	-----	†FLANGE HALF – See Group "A" –	–
35B	-----	†FLANGE HALF – See Group "A" –	–
36	1564720	HOSE	1
36A	-----	FLANGE HALF – See Group "A" –	–
36B	-----	FLANGE HALF – See Group "A" –	–
37	1577912	*†SPRING, Guard	2

*NOTE: Insert in Item 23 before installation.

†Not Illustrated

GROUP	FLANGE HALF	O-RING	BOLT	LKWSHR	SIZE
No. Req'd Per Connection	2	1	4	4	
A	663092	58K-214	23C-620	4E-06	¾"
B	663093	58K-219	23C-620	4E-06	1"
C	1511520	58K-222	23C-724	4E-07	1¼"
D	1511521	58K-225	23C-824	4E-08	1½"
E	1511522	58K-228	23C-824	4E-08	2"

WHEN ORDERING PARTS, ALWAYS STATE MODEL AND SERIAL NO. OF MACHINE



HYDRAULIC SYSTEM - CONVERTER

CLARK EQUIPMENT COMPANY

HYDRAULIC SYSTEM - CONVERTER

Item Part No. Description Qty.

1	1580769	ADAPTER	1
2	595086	HOSE	2
3	1565109	TUBE	3
4	1566956	HOSE	4
5	587493	HOSE	5
6	1564251	TUBE	6
7	1564251	TUBE	7
8	587493	HOSE	8
9	587493	HOSE	9
10	17K-08	ADAPTER	10
11	91F-08	O-RING	11
12	17D-03	NUT	12
13	17K-08	ADAPTER	13
14	91F-08	O-RING	14
15	1533614	FILTER	15
15A	215502	ELEMENT, Filter	15A
16	23C-624	BOLT	16
17	---	TRANSMISSION - See Index	17
18	667290	ADAPTER	18
19	540129	CLAMP	19
20	585884	HOSE	20
21	540129	CLAMP	21
22	1312337	ADAPTER	22
23	540129	CLAMP	23
24	585884	HOSE	24
25	540129	CLAMP	25
26	526676	ADAPTER	26
27	1562566	HOSE	27
28	1557471	HOSE	28
29	1574908	TUBE	29
30	539763	HOSE	30
31	17K-08	ADAPTER (Inc 32)	31
32	91F-08	O-RING	32
33	31F-5	ADAPTER	33
34	450249	CHARGE PUMP	34
34A	551906	GASKET	34A
34B	23C-616	BOLT	34B
34C	4E-06	†LKWSHR	34C
35	91F-08	O-RING	35
36	1580770	ADAPTER	36
37	31F-06	ADAPTER	37
38	---	CONVERTER - See Index	38
39	666847	ADAPTER	39
40	540129	CLAMP	40
41	1568661	HOSE	41
42	31F-06	ADAPTER	42
43	1574910	TUBE	43
44	563693	"U" BOLT	44
45	18D-04	NUT	45
46	563693	"U" BOLT	46
47	18D-04	NUT	47
48	540129	CLAMP	48
49	1574905	TUBE	49
50	559194	HOSE	50
51	---	OIL COOLER, Radiator - See Index	51

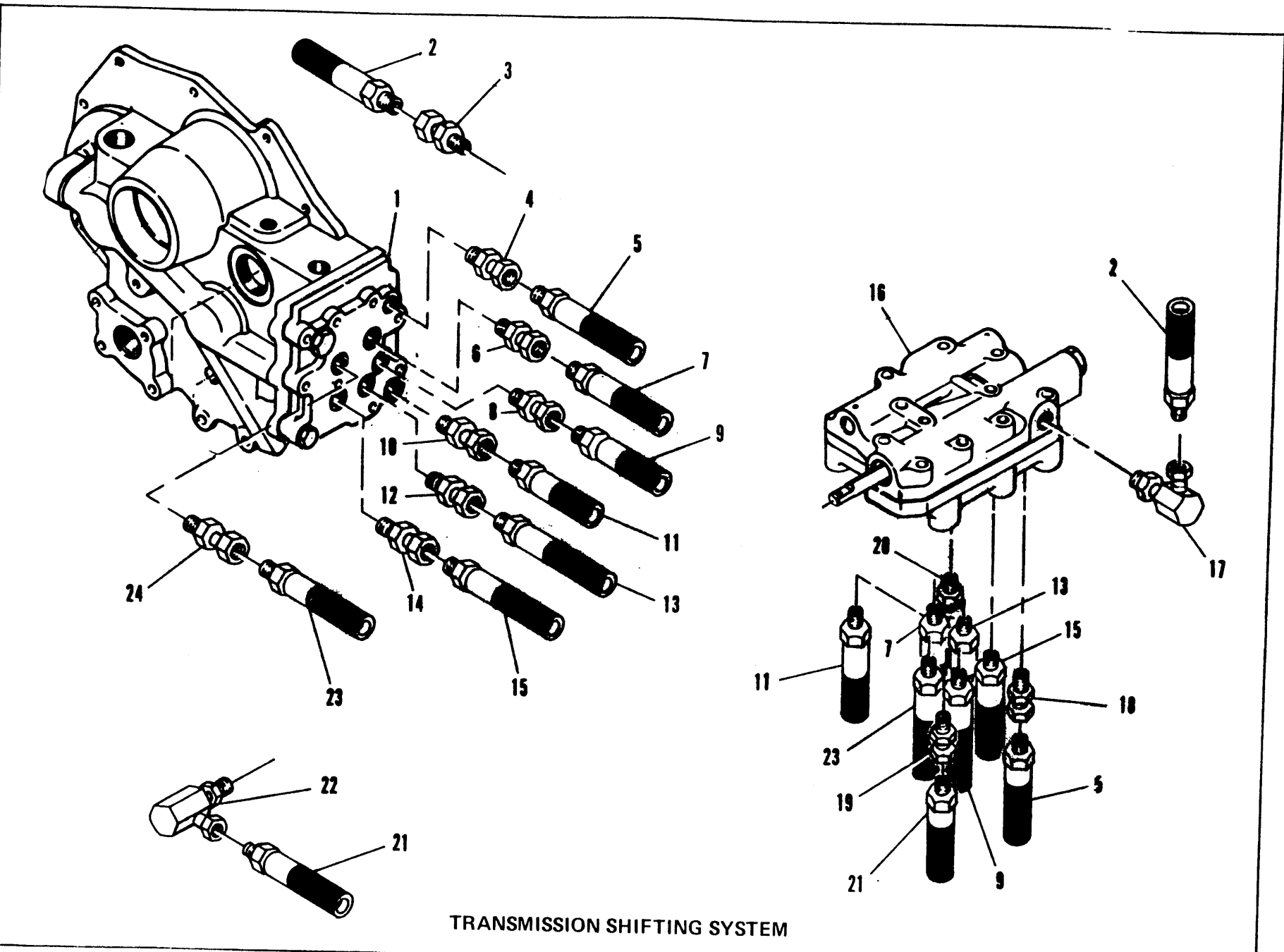
†Not Illustrated

WHEN ORDERING PARTS, ALWAYS STATE MODEL AND SERIAL NO. OF MACHINE

PM 4039
Printed in U.S.A.

(2B6)

H17-2



TRANSMISSION SHIFTING SYSTEM

CLARK EQUIPMENT COMPANY

TRANSMISSION SHIFTING SYSTEM

Item	Part No.	Description	Qty.
------	----------	-------------	------

1	231038	PLATE, Valve Cover	1
2	1563299	HOSE ASSY, Lo-Lo	1
3	1319393	ADAPTER	1
4	711328	ADAPTER	1
5	1564600	HOSE ASSY, Drain	1
6	1319393	ADAPTER	1
7	1563298	HOSE ASSY, First	1
8	1319393	ADAPTER	1
9	1563298	HOSE ASSY, Second	1
10	1319393	ADAPTER	1
11	1563298	HOSE ASSY, Fourth	1
12	1319393	ADAPTER	1
13	1563298	HOSE ASSY, Third	1
14	1319393	ADAPTER	1
15	1563298	HOSE ASSY, Reverse	1
16	---	CONTROL VALVE - See Index	1
17	775561	ADAPTER	1
18	711328	ADAPTER	1
19	661564	ADAPTER	1
20	1319393	ADAPTER	1
21	559645	HOSE ASSY, Supply	1
22	517089	ADAPTER	1
23	1563298	HOSE ASSY, Forward	1
24	1319393	ADAPTER	1

WHEN ORDERING PARTS, ALWAYS STATE MODEL AND SERIAL NO. OF MACHINE

PM 4039

Printed in U.S.A.

(2B8)

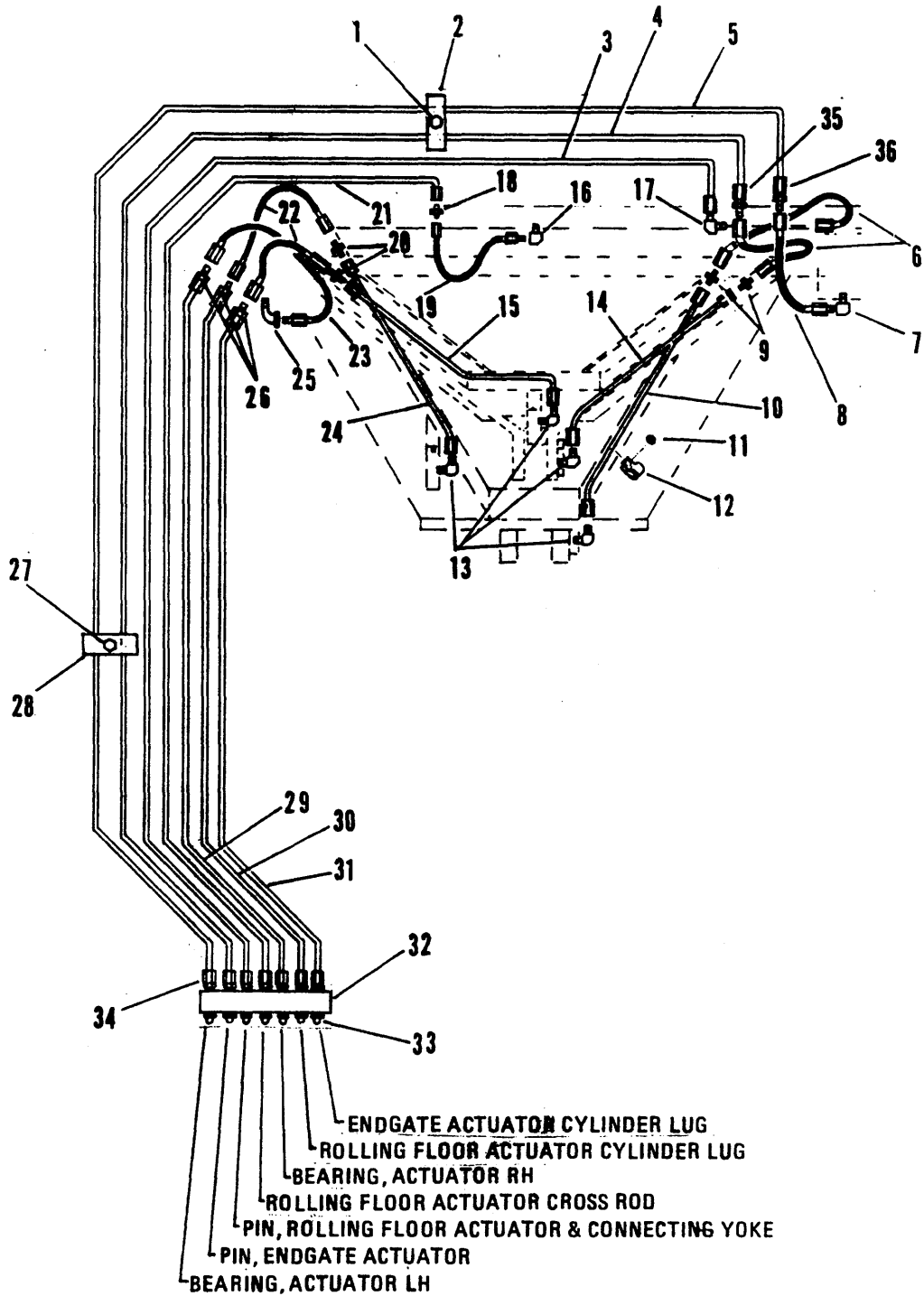
H19-1

CLARK EQUIPMENT COMPANY

**"L" GROUP
CONTENTS**

Lubrication – Scraper Central L3

CLARK EQUIPMENT COMPANY



LUBRICATION - SCRAPER CENTRAL

1953

CLARK EQUIPMENT COMPANY

LUBRICATION - SCRAPER CENTRAL

Item Part No. Description Qty.

1	23C-416	BOLT	2
2	1554860	BRACKET	2
3	1558445	*TUBE	1
4	1558446	*TUBE	1
5	1558447	*TUBE	1
6	1550843	HOSE	2
7	672202	ADAPTER	1
8	1550844	HOSE	1
9	1551024	FITTING	2
10	1558451	*TUBE	1
11	17D-01	NUT	10
12	30H-14	CLAMP	10
13	1551025	FITTING	4
14	1558452	*TUBE	1
15	1558449	*TUBE	1
16	672202	ADAPTER	1
17	1551025	FITTING	1
18	1551024	FITTING	1
19	1550844	HOSE	1
20	1551024	FITTING	2
21	1558444	*TUBE	1
22	1550843	HOSE	2
23	1550844	HOSE	1
24	1558450	*TUBE	1
25	31F-01	FITTING	1
26	1551024	FITTING	3
27	23C-416	BOLT	3
28	1554860	BRACKET	3
29	1558443	*TUBE	1
30	1558442	*TUBE	1
31	1558441	*TUBE	1
32	1558453	BLOCK	1
33	14H-15	FITTING	7
34	1551024	FITTING	7
35	1551024	FITTING	1
36	1551024	FITTING	1

*NOTE: Tubes do not include fittings. Fitting include Nuts & Ferrules.

WHEN ORDERING PARTS, ALWAYS STATE MODEL AND SERIAL NO. OF MACHINE

PM 4039

Printed in U.S.A.

(2C2)

L3-2



CLARK EQUIPMENT COMPANY

**"N" GROUP
CONTENTS**

Nameplates & Decals N2

CLARK EQUIPMENT COMPANY

NAMEPLATES AND DECALS

Item	Part No.	Description	Qty.
1	1563758	PLATE, Oil Specification	1
2	6C-705	DRIVE SCREW	18
3	1577383	DECAL, 110-11B	4
4	1563766	PLATE, Lift and Ejection Control	1
5	547852	DECAL, "MICHIGAN" Tractor	4
6	547851	DECAL, "Clark Equipment"	5
7	1567980	PLATE, Lube	1
8	1507422	PLATE, Tractor Serial Number	1
9	1577267	ROPS Plate	1

WHEN ORDERING PARTS, ALWAYS STATE MODEL AND SERIAL NO. OF MACHINE

CLARK EQUIPMENT COMPANY

**"P" GROUP
CONTENTS**

Propeller Shafts P2

Pump Group:

Pump – Attaching Parts & Engine Mounts P3

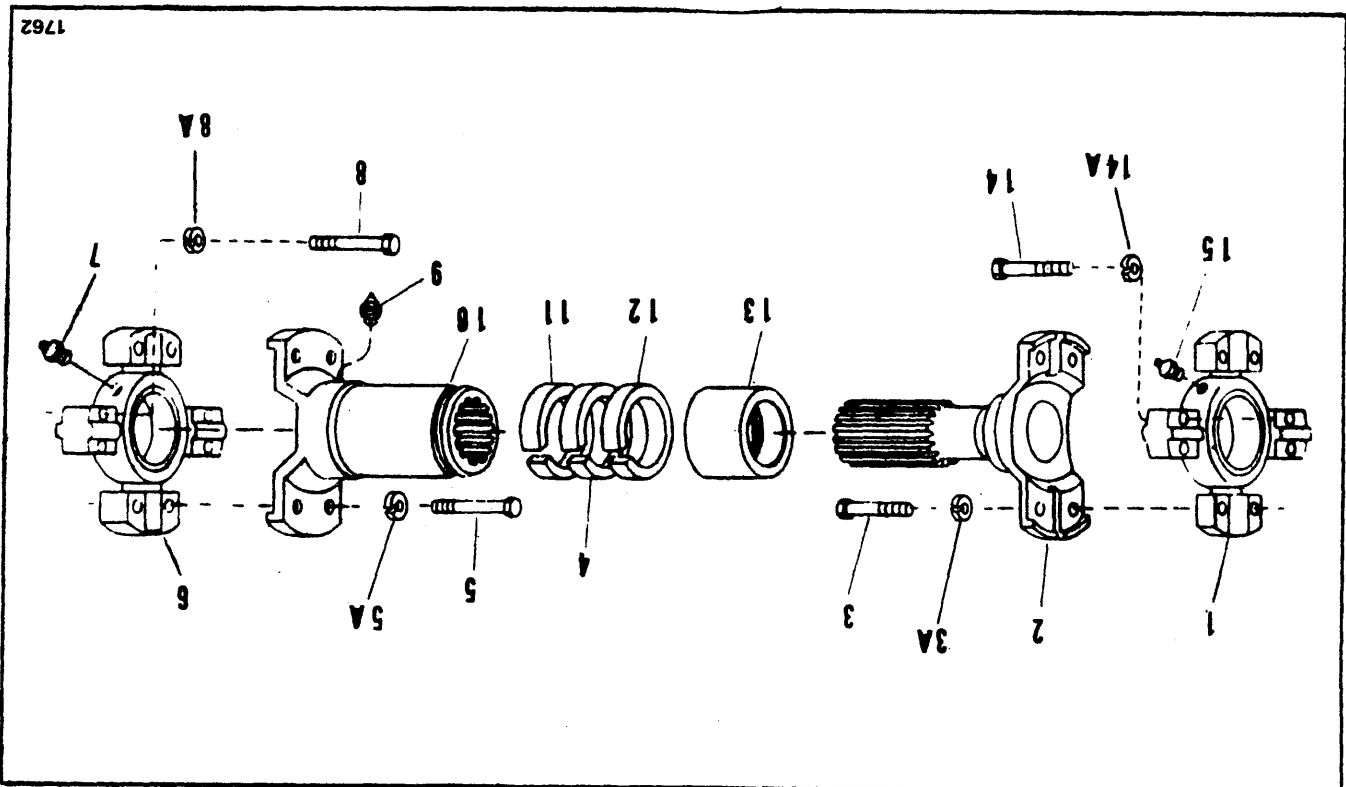
Pump – Elevator P5, P7

Pump – Lift, Ejection & Steering Hydraulic P8

WHEN ORDERING PARTS, ALWAYS STATE MODEL AND SERIAL NO. OF MACHINE

Item	Transmission to Axle	Converter to Transmission	Description	Qty.
A	157366	1573651	PROP SHAFT ASSY	1
1	1577604	891046	SPIDER AND BEARING ASSY	1
2	1577003	1577606	TUBE & YOKE	1
3	892851	872382	BOLT	4
3A	4E-07	3E-06	LKWSHR	4
4	992714	1577608	FELTWASHER	1
5	892851	872382	BOLT	4
5A	4E-07	3E-06	LKWSHR	4
6	1577604	891046	SPIDER AND BEARING ASSY	1
7	10H-25	10H-25	FITTING	1
8	940229	891047	BOLT	4
8A	3E-08	3E-06	LKWSHR	4
9	10H-25	10H-25	FITTING	1
10	948362	1577610	SLIP YOKE	1
11	952547	858197	WASHER	1
12	952547	858197	WASHER	1
13	1577605	1577607	DUST CAP	1
14	940229	891047	BOLT	4
14A	3E-08	3E-06	LKWSHR	4
15	10H-25	10H-25	FITTING	1

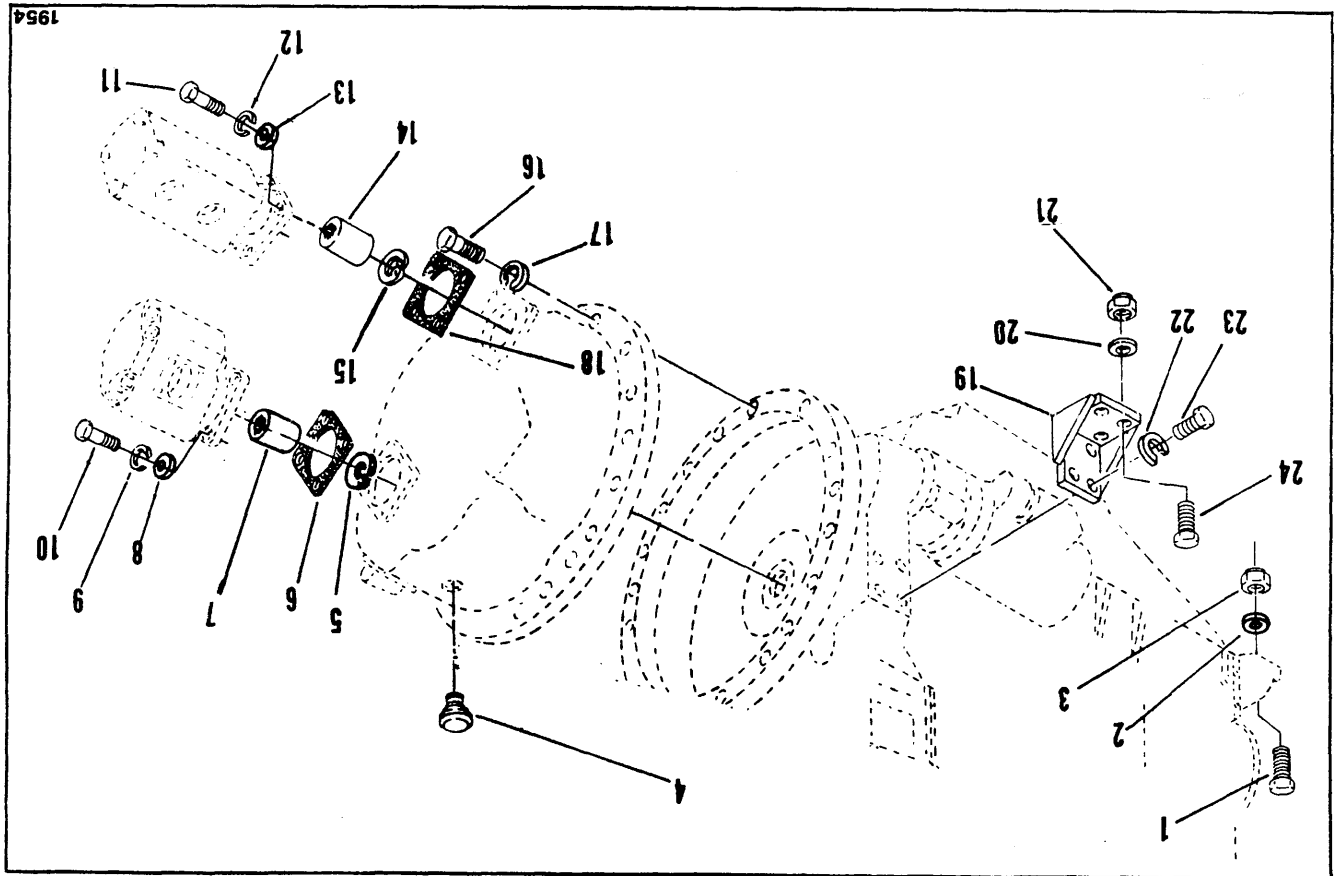
PROPELLER SHAFTS

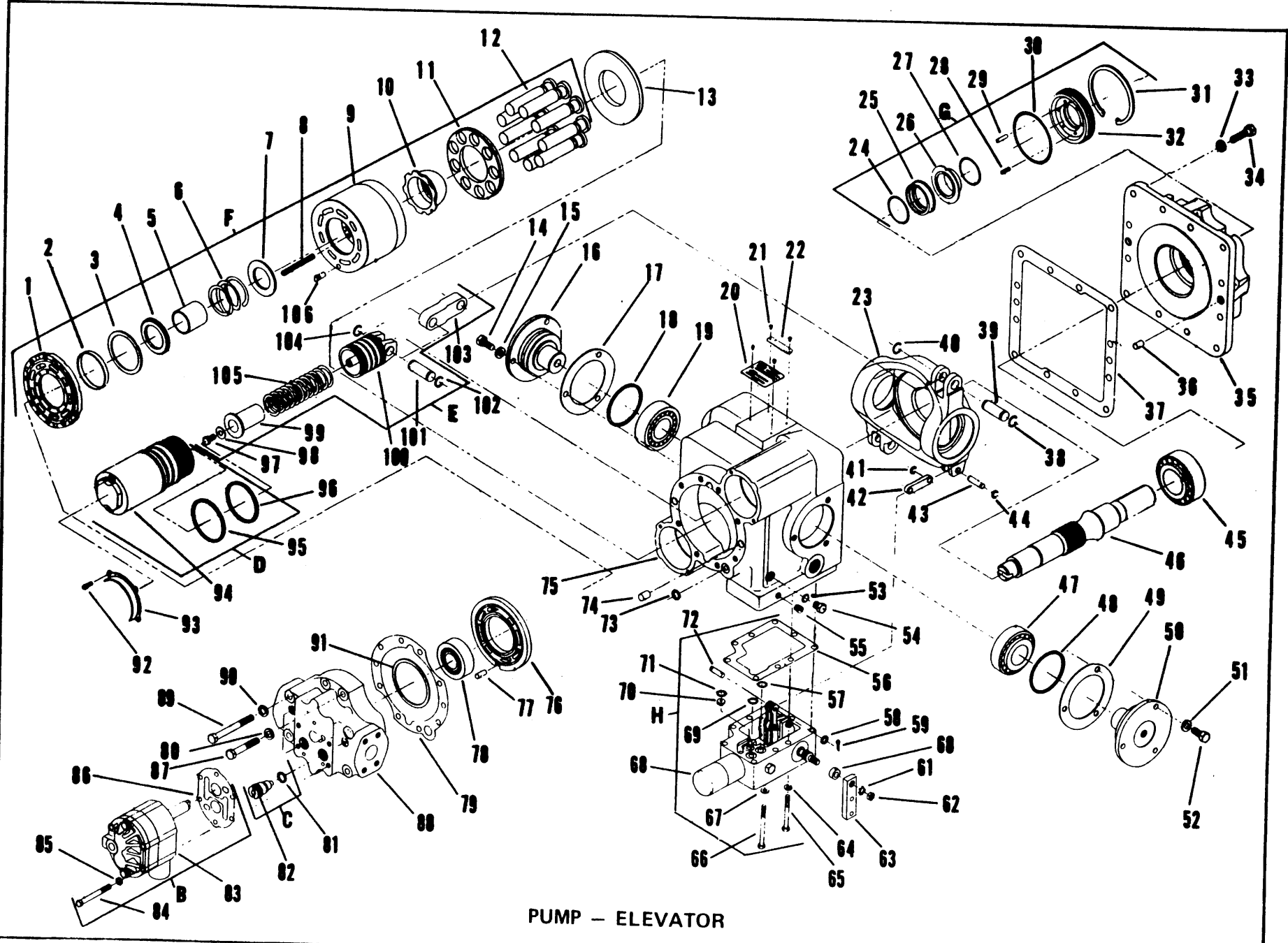


WHEN ORDERING PARTS, ALWAYS STATE MODEL AND SERIAL NO. OF MACHINE

Item	Part No.	Description	Qty.
1	23C-1032	BOLT	1
2	25E-26	WASHER	1
3	17D-09	NUT	1
4	233598	BREATHER	1
5	664140	RING, Retainer	1
6	1568681	GASKET	1
7	221992	SLEEVE	1
8	616792	WASHER	4
9	4E-08	LKWSHR	4
10	23C-824	BOLT	4
11	23C-824	BOLT	4
12	4E-08	LKWSHR	4
13	616792	WASHER	4
14	801346	SLEEVE	1
15	664140	RING	1
16	23C-620	BOLT	12
17	4E-06	LKWSHR	12
18	552161	GASKET	1
19	1567631	MOUNT, Engine	2
20	619032	WASHER	4
21	17D-06	NUT	4
22	4E-08	LKWSHR	8
23	23C-824	BOLT	8
24	23C-832	BOLT	4

PUMP - ATTACHING PARTS AND ENGINE MOUNTS





PUMP - ELEVATOR

PA-1

(2C8)

PM 4039
Printed in U.S.A.

CLARK EQUIPMENT COMPANY

PUMP – ELEVATOR

For Serial: 226A-101 thru 226A-192

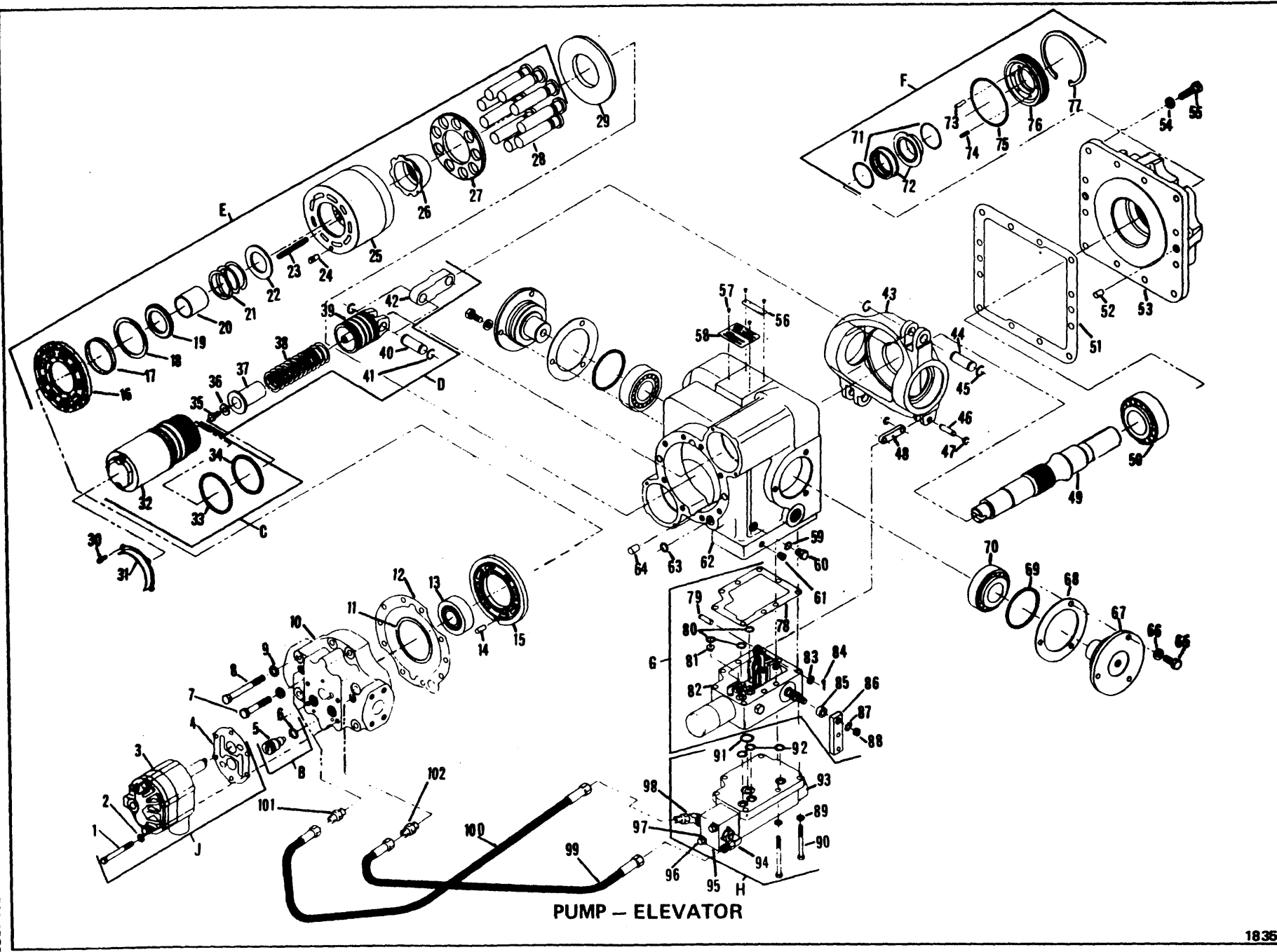
Item	Part No.	Description	Qty.	Item	Part No.	Description	Qty.
A	1564610	*PUMP ASSY (Inc. 1 thru 106)	1	48	25K-40216	O-RING	1
B	1577490	CHARGING PUMP KIT (Inc. 78, 83, 84, 85, 86)	1	49	6518513	‡GASKET	—
C	6518531	CHECK VALVE KIT (Inc. 81, 82)	2	50	6518512	TRUNNION	1
D	6518525	SERVO SLEEVE KIT (Inc. 94, 95, 96)	2	51	6518483	WASHER	3
E	6518533	SERVO PISTON KIT (Inc. 97 thru 105)	2	52	1C-612	BOLT	3
F	6518532	CYLINDER BLOCK KIT (Inc. 1 thru 12, 106).....	1	53	91F-03	O-RING	1
G	6518534	SEAL KIT (Inc. 24 thru 32)	1	54	24K-03	PLUG	1
H	6518535	CONTROL VALVE KIT (Inc. 56 thru 72)	1	55	6518510	PLUG	1
1	----	PLATE – See "F"	1	56	6518473	GASKET – See "H"	1
2	----	PILOT – See "F"	1	57	1309831	O-RING – See "H"	1
3	----	RETAINER – See "F"	1	58	6518479	WASHER – See "H"	1
4	----	RETAINER – See "F"	1	59	5201861	COTTER – See "H"	1
5	----	GUIDE – See "F"	1	60	6518477	SPACER – See "H"	1
6	----	SPRING – See "F"	1	61	5E-04	WASHER – See "H"	1
7	----	SEAT – See "F"	1	62	7D-04	NUT – See "H"	1
8	----	SPRING – See "F"	9	63	6518478	HANDLE, Control – See "H"	1
9	----	BLOCK, Cylinder – See "F"	1	64	6518479	WASHER – See "H"	4
10	----	GUIDE – See "F"	1	65	1C-436	BOLT – See "H"	4
11	----	RETAINER – See "F"	1	66	1C-436	BOLT – See "H"	5
12	----	PISTON – See "F"	9	67	6518479	WASHER – See "H"	5
13	6518522	PLATE, Thrust	1	68	----	§ VALVE, Control – See "H"	1
14	1C-612	BOLT	3	69	1309831	O-RING – See "H"	1
15	6518483	WASHER	3	70	6518475	PLUG – See "H"	1
16	6518512	TRUNNION	1	71	1309831	O-RING – See "H"	1
17	6518513	‡GASKET	—	72	6518474	PIN – See "H"	1
18	25K-40216	O-RING	1	73	1309831	O-RING	1
19	6519758	BEARING	1	74	6518460	PIN	2
20	6518462	NAMEPLATE	1	75	6518511	HOUSING	1
21	6C-003	DRIVE SCREW	4	76	1577843	PLATE	1
22	6518509	ARROW, Direction	1	77	6518423	PIN	1
23	6518454	PLATE, Variable Swash	1	78	6519756	BEARING, Rear	1
24	----	O-RING – See "G"	1	79	6518986	GASKET	1
25	----	SEAL KIT (Inc. 25, 26) – See "G"	1	80	1577844	CAP	1
26	----	SEAL KIT – See 25	1	81	1309830	O-RING – See "C"	2
27	----	O-RING – See "G"	1	82	----	§ VALVE, Check – See "C"	2
28	----	SPRING – See "G"	8	83	----	§ PUMP, Charging – See "B"	1
29	----	PIN – See "G"	1	84	1C-448	BOLT – See "B"	4
30	----	O-RING – See "G"	1	85	6518479	WASHER – See "B"	4
31	----	RETAINER – See "G"	1	86	6518481	GASKET – See "B"	1
32	----	RETAINER, Seal – See "G"	1	87	1C-628	BOLT	4
33	6518483	WASHER	12	88	6518418	WASHER	4
34	1C-622	BOLT	8	89	1C-636	BOLT	4
35	6518507	COVER, Front	1	90	6518483	WASHER	4
36	6518460	PIN	2	91	6518485	‡SHIM	—
37	6518506	GASKET	1	92	6518444	SCREW	4
38	1320112	RETAINER	2	93	6518445	RETAINER, Sleeve	2
39	6518449	PIN	2	94	----	§ PLUG – See "D"	4
40	1320112	RETAINER	2	94A	----	§ SLEEVE, Servo – See "D"	2
41	1315140	RETAINER	1	95	----	§ O-RING – See "D"	2
42	6518456	LINK	1	96	----	§ O-RING – See "D"	2
43	6518455	PIN	1	97	----	§ SCREW – See "E"	2
44	1315140	RETAINER	1	98	----	§ WASHER – See "E"	2
45	6519757	BEARING, Front	1	99	----	§ GUIDE, Spring – See "E"	2
46	1577842	SHAFT	1	100	----	§ PISTON, Servo – See "E"	2
47	6519758	BEARING	1	101	----	§ PIN – See "E"	2
				102	----	§ RING, Retaining – See "E"	2
				103	----	§ LINK, Servo – See "E"	2
				104	----	§ RING, Retaining – See "E"	2
				105	----	§ SPRING, Servo – See "E"	2
				106	----	§ PIN – See "F"	1

*NOTE: For complete replacement use 1579119. See page P7-1 for components of 1579119.

‡As Required

§Not Sold Separately

WHEN ORDERING PARTS, ALWAYS STATE MODEL AND SERIAL NO. OF MACHINE



PUMP - ELEVATOR

CLARK EQUIPMENT COMPANY

PUMP – ELEVATOR For Serial: 226A-193 & After

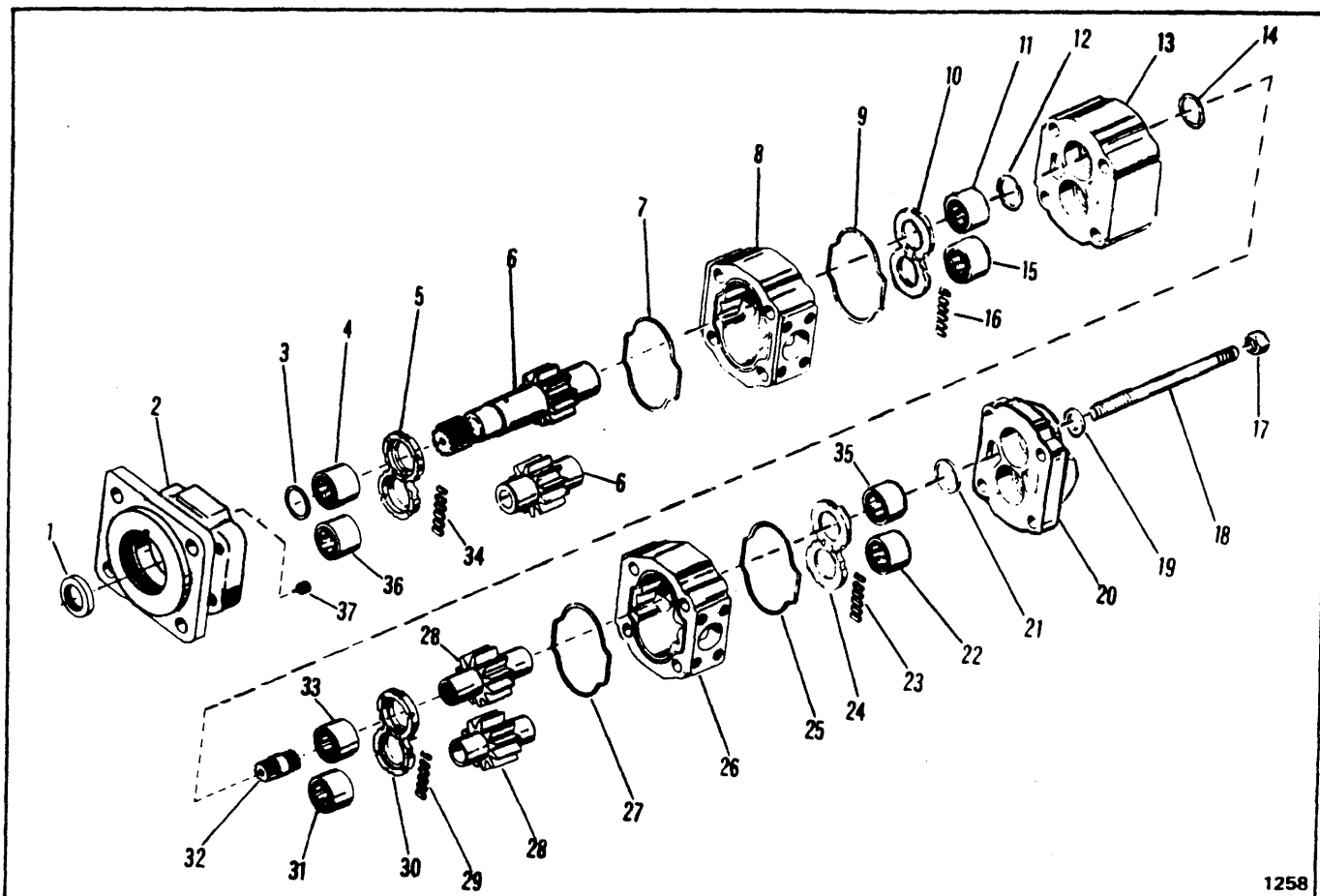
Item	Part No.	Description	Qty.	Item	Part No.	Description	Qty.
A	1579119	PUMP ASSY, Elevator (Inc. 1 thru 102A)	1	47	1315140	RETAINER	2
B	6518531	CHECK VALVE KIT (Inc. 5, 6)	2	48	6518456	LINK	1
C	6518525	SERVO SLEEVE KIT (Inc. 32, 32A, 33 & 34)	2	49	1577842	SHAFT	1
D	6519761	SERVO PISTON KIT (Inc. 35 thru 42)	2	50	6519757	BEARING	1
E	1579715	CYLINDER BLOCK KIT (Inc. 16 thru 29)	1	51	6518506	GASKET	1
F	6518534	SEAL KIT (Inc. 71 thru 77)	1	52	6518460	PIN	2
G	1579716	CONTROL VALVE KIT (Inc. 78 thru 88)	1	53	6518507	COVER	1
H	1579717	* PRESSURE OVERRIDE VALVE KIT (Inc. 89 thru 98)	1	54	6518483	WASHER	12
J	1577490	CHARGE PUMP KIT (Inc. 1 thru 4)	1	55	1C-622	SCREW	12
1	1C-456	BOLT – See "J"	4	56	6518509	ARROW, Direction	1
2	6518479	WASHER – See "J"	4	57	6C-403	SCREW, Drive	4
3	1579718	PUMP, Charge – See "J"	1	58	6518462	NAMEPLATE	1
4	6518481	GASKET – See "J"	1	59	91F-03	O-RING	1
5	-----	§ VALVE, Check – See "B"	2	60	24K-003	PLUG	1
6	1309830	O-RING – See "B"	2	61	6518510	PLUG	1
7	1C-628	BOLT	3	62	6518511	HOUSING	1
8	1C-636	BOLT	5	63	1309831	O-RING	1
9	6518483	WASHER	8	64	6518460	PIN	2
10	1579719	END CAP	1	65	1C-612	SCREW	6
11	6518485	± SHIM	-	66	6518483	WASHER	6
12	6518486	GASKET	1	67	6518512	TRUNNION	2
13	6519756	BEARING	1	68	6518513	± GASKET	-
14	6518423	PIN	1	69	25K40216	O-RING	2
15	1577843	PLATE	1	70	6519758	BEARING	2
16	-----	§ PLATE – See "E"	1	71	-----	§ O-RING – See "F"	2
17	-----	§ PILOT – See "E"	1	72	-----	§ SEAL KIT – See "F"	1
18	-----	§ RETAINER – See "E"	1	73	-----	§ PIN – See "F"	1
19	-----	§ RETAINER – See "E"	1	74	-----	§ SPRING – See "F"	6
20	-----	§ GUIDE – See "E"	1	75	-----	§ O-RING – See "F"	1
21	-----	§ SPRING – See "E"	1	76	-----	§ RETAINER – See "F"	1
22	-----	§ SEAT – See "E"	1	77	-----	§ RING – See "F"	1
23	-----	§ SPRING – See "E"	6	78	6518473	GASKET – See "G"	1
24	-----	§ PIN – See "E"	1	79	6518474	PIN – See "G"	1
25	-----	§ BLOCK, Cylinder – See "E"	1	80	1309831	O-RING – See "G"	3
26	-----	§ GUIDE – See "E"	1	81	1579767	PLUG – See "G"	1
27	-----	§ RETAINER – See "E"	1	82	-----	§ CONTROL – See "G"	1
28	-----	§ PISTON – See "E"	9	83	6518479	WASHER – See "G"	1
29	6518522	PLATE	1	84	5201861	PIN – See "G"	1
30	6518444	BOLT	4	85	6518477	SPACER – See "G"	1
31	6518445	RETAINER	2	86	6518478	HANDLE – See "G"	1
32	-----	§ SLEEVE – See "C"	2	87	-----	WASHER – See "G"	1
32A	-----	± PLUG – See "C"	4	88	7D-04	NUT – See "G"	1
33	-----	§ O-RING – See "C"	2	89	6518479	WASHER – See "G"	9
34	-----	§ O-RING – See "C"	2	90	1C-436	SCREW – See "G"	9
35	-----	§ SCREW – See "D"	2	91	1309831	O-RING – See "H"	1
36	-----	§ WASHER – See "D"	2	92	58K-012	O-RING – See "H"	3
37	-----	§ GUIDE – See "D"	2	93	-----	§ VALVE, Pressure Override – See "H"	1
38	-----	§ SPRING – See "D"	2	94	17K-03	CONNECTOR (Inc. 94A) – See "H"	1
39	-----	§ PISTON – See "D"	2	94A	91F-03	± O-RING – See "H"	1
40	-----	§ PIN – See "D"	2	95	-----	BLOCK – See "H"	1
41	-----	§ RING – See "D"	4	96	-----	BOLT – See "H"	2
42	-----	§ LINK – See "D"	2	97	-----	LKWSHR – See "H"	2
43	6518593	PLATE, Swash	1	98	18K-3	CONNECTOR (Inc. 98A) – See "H"	1
44	1579768	PIN	2	98A	91F-3	± O-RING – See "H"	1
45	710777	RETAINER	4	99	1579692	HOSE	1
46	6518455	PIN	1	100	1579692	HOSE	1
				101	15K-3	CONNECTOR (Inc. 101A)	1
				101A	91F-3	± O-RING	1
				102	15K-3	CONNECTOR (Inc. 102A)	1
				102A	91F-3	± O-RING	1

† Not Illustrated
‡ As Required

§ Not Sold Separately *NOTE: Kit includes 1 – 1580759 Steel Ball

WHEN ORDERING PARTS, ALWAYS STATE MODEL AND SERIAL NO. OF MACHINE

CLARK EQUIPMENT COMPANY



1258

PUMP – LIFT, EJECTION AND STEERING HYDRAULIC

Item	Part No.	Description	Qty.	Item	Part No.	Description	Qty.
A	1564818	PUMP ASSY (Inc 1 thru 37)	1	16	---	§SEAL, Pocket (See 'B')	1
B	946394	* ‡REPAIR KIT, Minor (Inc 1, 3, 5, 7, 9, 10, 14, 16 & 34)	—	17	63D-10	NUT	4
C	946395	* ‡REPAIR KIT, Major (Inc 1, 4, 11, 12, 15, 21, 22, 23, 24, 25, 27, 29, 30, 31, 33, 35, 34 & 36)	—	18	1566705	STUD	4
1	946397	SEAL, Double Lip	1	19	946401	WASHER	4
2	946636	COVER, Shaft End	1	20	946400	COVER, Port End	1
3	---	§SEAL (See 'B')	1	21	---	§SEAL (See 'C')	1
4	---	§BEARING (See 'C')	1	22	---	§BEARING (See 'C')	1
5	---	§PLATE, Thrust (See 'B')	1	23	---	§SEAL, Pocket (See 'C')	1
6	1577648	GEAR SET	1	24	---	§PLATE, Thrust (See 'C')	1
7	---	§GASKET (See 'B')	1	25	---	§GASKET (See 'C')	1
8	1566713	HOUSING, Gear	1	26	1566713	HOUSING, Gear	1
9	---	§GASKET (See 'B')	1	27	---	§GASKET (See 'C')	1
10	---	§PLATE, Thrust (See 'B')	1	28	1566712	GEAR SET	1
11	---	§BEARING (See 'C')	1	29	---	§SEAL, Pocket (See 'C')	1
12	---	§SEAL (See 'C')	1	30	---	§PLATE, Thrust (See 'C')	1
13	1566701	CARRIER, Bearing	1	31	---	§BEARING (See 'C')	1
14	---	§SEAL (See 'B')	1	32	898706	SHAFT, Connecting	1
15	---	§BEARING	1	33	---	§BEARING (See 'C')	1
				34	---	§SEAL, Pocket (See 'C')	1
				35	---	§BEARING (See 'C')	1
				36	---	§BEARING (See 'C')	1
				37	33G-706	SCREW, Set	1

* NOTE: For complete repair of Pump, order 'B' and 'C'.

‡ As Required

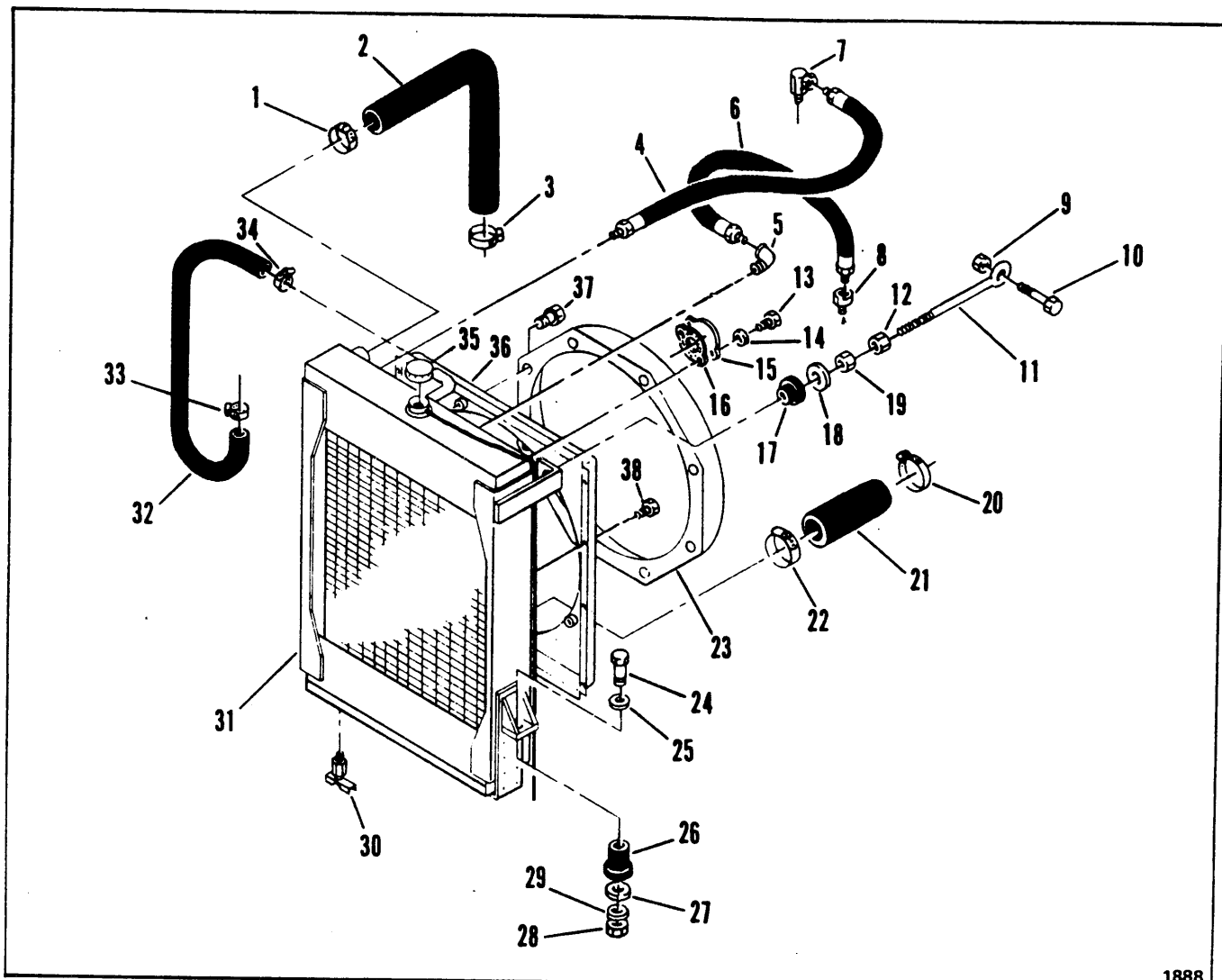
§ Not Sold Separately

WHEN ORDERING PARTS, ALWAYS STATE MODEL AND SERIAL NO. OF MACHINE

**"R" GROUP
CONTENTS**

Radiator, Oil Cooler & Connections R2

CLARK EQUIPMENT COMPANY



1888

RADIATOR, OIL COOLER AND CONNECTIONS

Item	Part No.	Description	Qty.
1	540108	CLAMP	1
2	420262	HOSE	1
3	540108	CLAMP	1
4	1564627	HOSE	1
5	26F-02	ELBOW	1
6	1564626	HOSE	1
7	1311154	ADAPTER	1
8	593297	ADAPTER	1
9	18D-06	NUT	2
10	571609	BOLT	2
11	574302	ROD	2
12	8D-08	NUT	2
13	23C-612	BOLT	2
14	4E-06	LKWSHR	2
15	1576833	COVER	1
16	692450	GASKET	1
17	584501	DAMPENER	2
18	584502	WASHER	4
19	8D-08	NUT	2
20	540104	CLAMP	1
21	420262	HOSE	1

Item	Part No.	Description	Qty.
22	540104	CLAMP	1
23	1580459	SHROUD, Ring	1
24	24C-1056	BOLT	2
25	569070	WASHER	2
26	1527276	PAD	2
27	675613	WASHER	2
28	18D-10	NUT	2
29	675613	WASHER	2
30	72F-02	DRAIN COCK.....	2
31	1573255	RADIATOR & OIL COOLER.....	1
32	1M-08360	HOSE	1
33	540103	CLAMP	1
34	540103	CLAMP	1
35	863364	CAP, Radiator	1
36	1580450	SHROUD, Box	1
37	1C-512	BOLT	8
37A	4E-05	†LKWSHR	8
37B	25E-15	†WASHER	8
38	1C-508	BOLT	8
38A	4E-05	†LKWSHR	8

† Not Illustrated

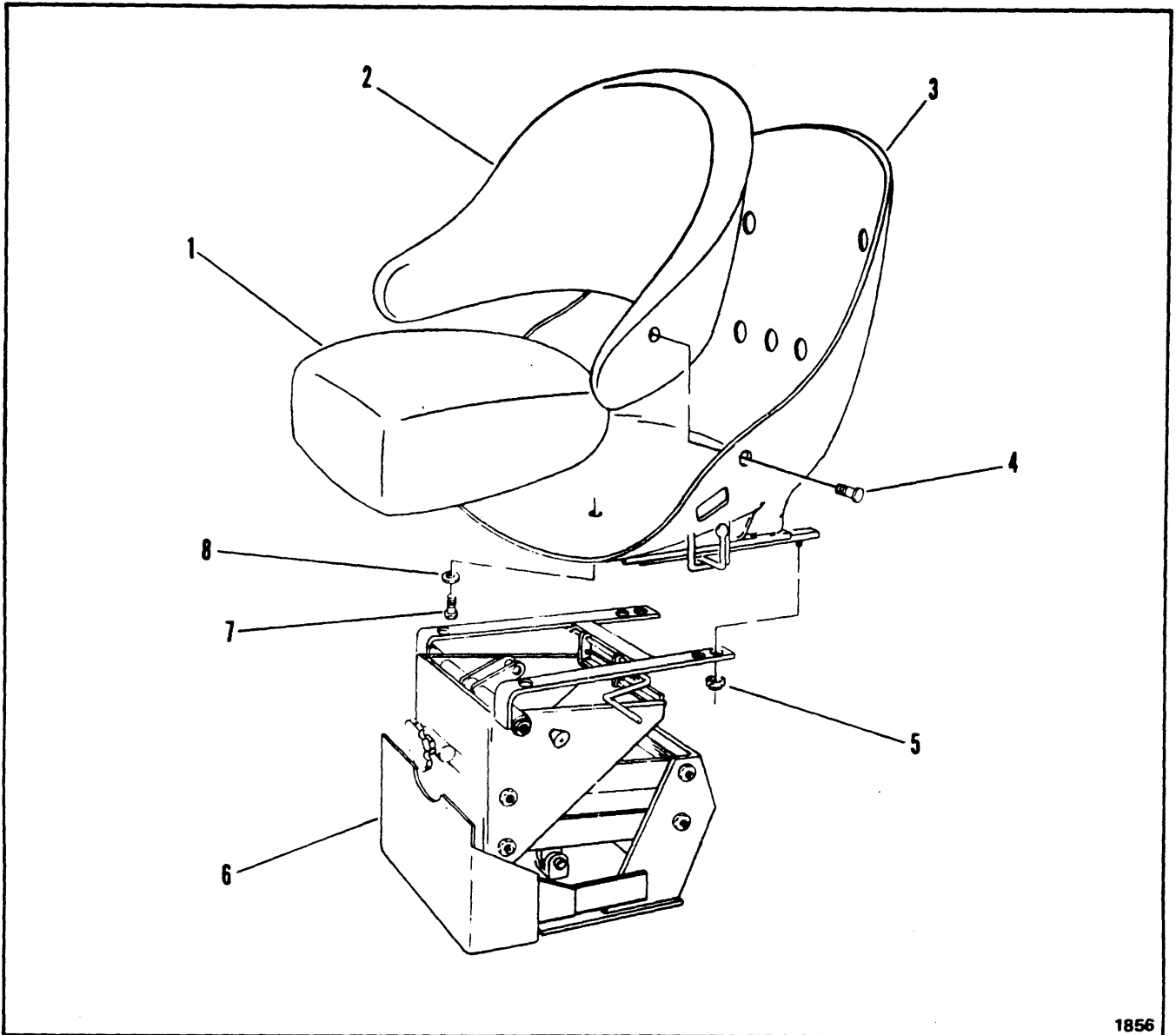
WHEN ORDERING PARTS, ALWAYS STATE MODEL AND SERIAL NO. OF MACHINE

CLARK EQUIPMENT COMPANY

**"S" GROUP
CONTENTS**

Seat Assembly	S2
Seat Belt Assembly	S3
Seat – Suspension, Air	S5
Sheetmetal Group	S7, S9
Steering Linkage Group	S11
Steering Column & Valve Assembly	S13

CLARK EQUIPMENT COMPANY

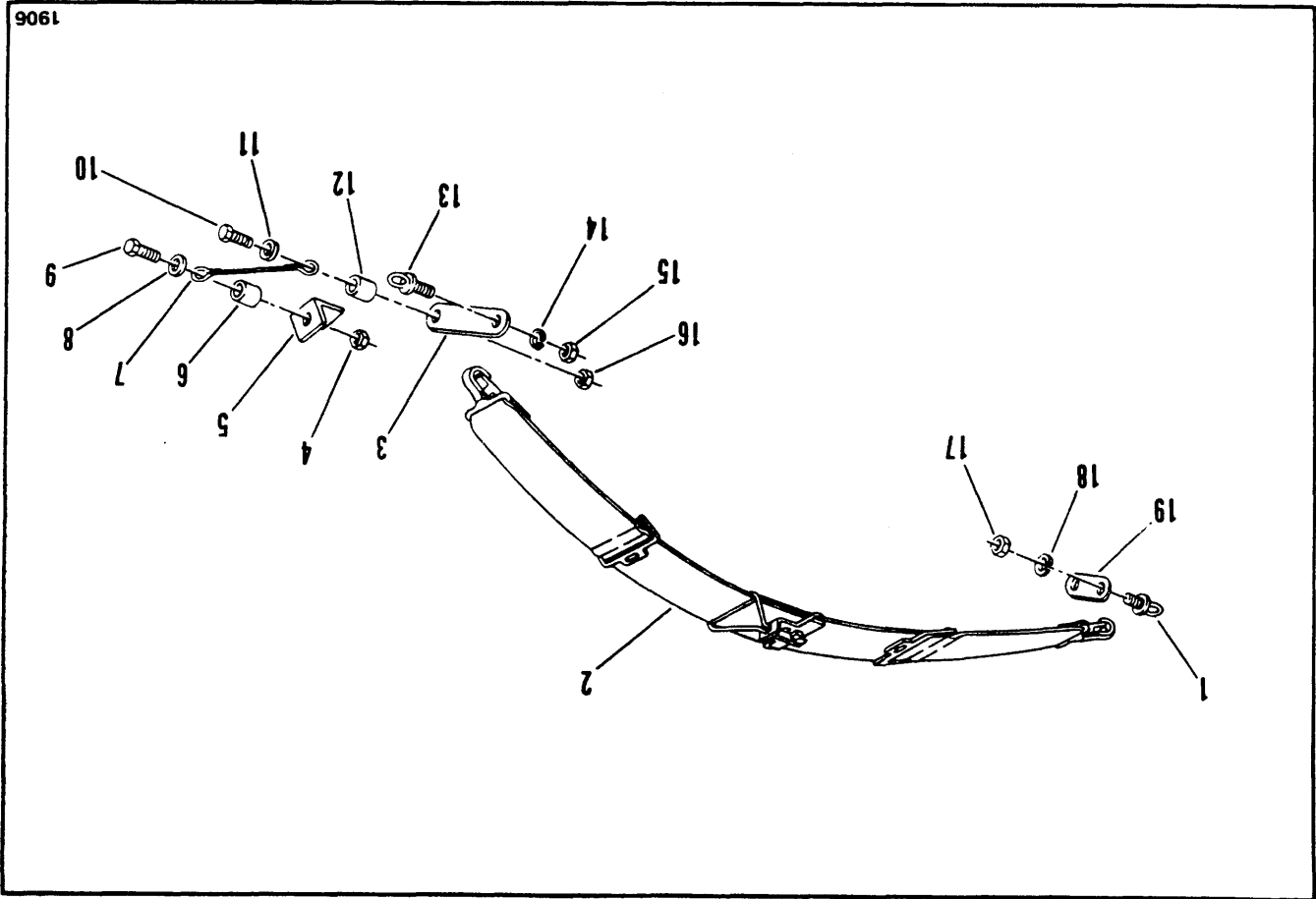


1856

SEAT ASSEMBLY

Item	Part No.	Description	Qty.
A	1507663	TRACTOR SEAT ASSY (Inc. 1, 2, 3, 4, 7 & 8)	1
1	948144	CUSHION	1
2	948143	BACKREST	1
3	944982	SHELL	1
4	1574048	BOLT.....	7
5	17D-2	NUT	4
6	----	SUSPENSION, Seat - See Index.....	1
7	17C-610	BOLT	4
8	4E-06	LKWSHR	4

WHEN ORDERING PARTS, ALWAYS STATE MODEL AND SERIAL NO. OF MACHINE



SEAT BELT ASSEMBLY

Item Part No. Description Qty.

1	1573723	§BOLT, Eye	1
2	1573720	§BOLT, Eye, Seat (Inc. 1, 13 thru 15, 17, 18)	1
3	18D-04	LINK, L.H.	1
4	1573722	NUT	1
5	626073	ANGLE	2
6	1573684	SPACER	2
7	25E-21	SLING	2
8	23C-828	WASHER	2
9	23C-828	BOLT	2
10	25E-21	BOLT	2
11	626073	WASHER	2
12	18D-04	SPACER	2
13	---	§BOLT, Eye	1
14	---	§WASHER	1
15	---	§NUT	1
16	18D-04	NUT	2
17	---	§NUT	1
18	---	§WASHER	1
19	1573721	LINK, R.H.	1

§ Not Sold Separately

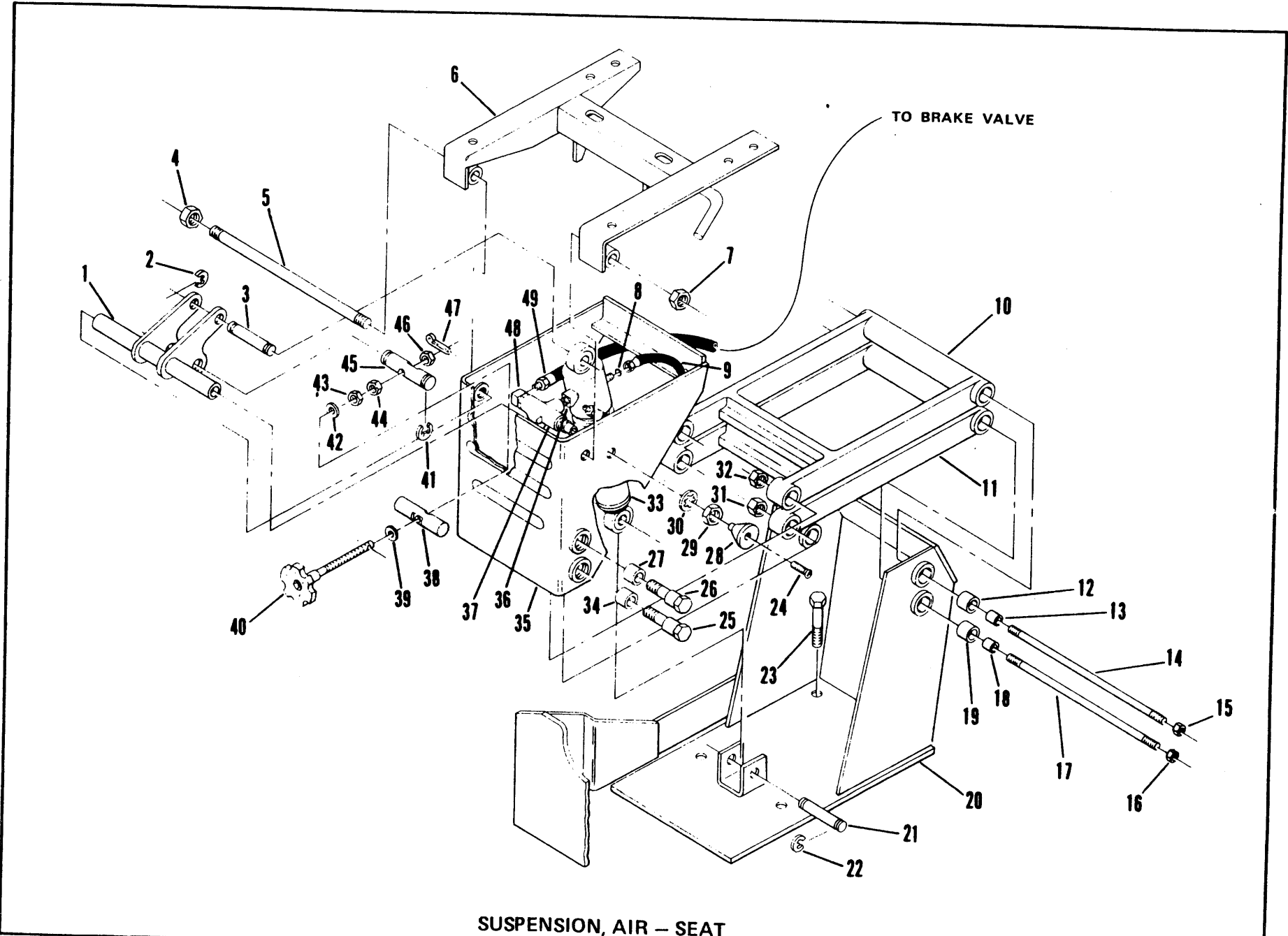
WHEN ORDERING PARTS, ALWAYS STATE MODEL AND SERIAL NO. OF MACHINE

PM 4039

Printed in U.S.A.

(2D6)

S3-1



S4-1
(2D7)
PM 4039
Printed in U.S.A.

CLARK EQUIPMENT COMPANY

SUSPENSION, AIR – SEAT

Item	Part No.	Description	Qty.
A	1549444	SUSPENSION, Seat (Inc. 1 thru 22, 24 thru 48)	1
B	1536340	AIR CONTROL KIT (Inc. 8, 9, 24, 28, 29, 30, 36, 37, 48)	1
C	1550573	* ARM KIT (Inc. 12, 13, 14, 15, 15A)	2
D	960136	HANDLE ADJUSTMENT KIT (Inc. 38, 39, 40, 41, 42, 43, 44, 46, 47)	1
E	960138	KNOB CONTROL KIT (Inc. 24, 28)	1
1	1550569	ARM, Pivot	1
2	799119	RING, Retainer	2
3	1550569	SHAFT <i>1550095 2.CP13-89</i>	1
4	43D-08	NUT	1
5	1566872	SHAFT	1
6	1550571	TILT ASSY	1
7	43D-08	NUT	1
8	947166	GASKET – See "B"	1
9	947084	HOSE – See "B"	1
10	-----	* § ARM – See "C"	1
11	-----	* § ARM – See "C"	1
12	945798	BEARING	2
13	1550584	SPACER – See "C"	2
14	1550585	SHAFT – See "C"	1
15	43D-08	NUT – See "C"	2
15A	23C-08	† LKWSHR – See "C" <i>23E-08 2.CP13-89</i>	2
16	43D-08	NUT	2
16A	23E-08	† LKWSHR	2
17	1550585	SHAFT	1
18	1550584	SPACER	2
19	945798	BEARING	2
20	960134	BASE ASSY	1
21	1550095	SHAFT	1
22	799119	RING, Retainer	2
23	23C-816	BOLT	4
23A	4E-08	WASHER	4
23B	63D-08	NUT	4
24	41G-610	SCREW, Machine – See "E"	1
25	945804	BOLT, Shoulder	2
26	945804	BOLT, Shoulder	2
27	945798	BEARING	2
28	947329	KNOB – See "B" & "E"	1
29	8D-10	NUT, Panel – See "B"	1
30	9E-10	LKWSHR – See "B"	1
31	43D-08	NUT	2
32	43D-08	NUT	2
33	1550570	AIR SHOCK ABSORBER	1
34	945798	BEARING	2
35	1550567	UPPER SUPPORT ASSY	1
36	620559	ELBOW – See "B"	1
37	-----	§ VALVE – See "B"	1
38	1550094	SHAFT – See "D"	1
39	25E-21	WASHER – See "D"	1
40	-----	§ HANDLE & SHAFT – See "D"	1
41	799759	RING, Retainer	2
42	25E-21	WASHER – See "D"	1
43	7D-08	NUT – See "D"	1
44	7D-08	NUT – See "D"	1
45	1550092	SHAFT	1
46	3D-08	NUT – See "D"	1
47	1F-312	COTTER – See "D"	1
48	31F-1	FITTING – See "B"	1
49	1550847	HOSE	1

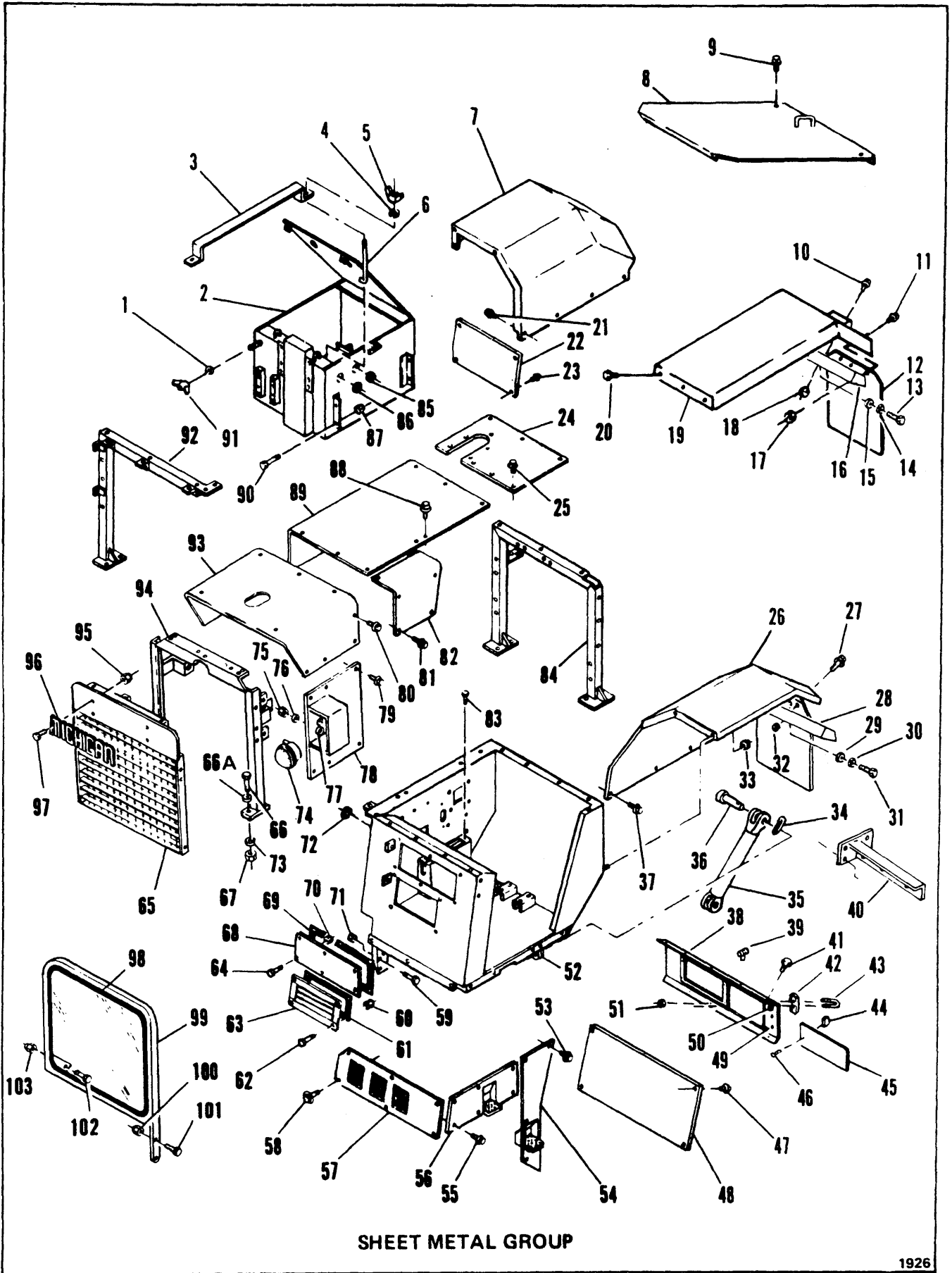
*NOTE: Quantity listed in Kit 1550573 is for one (1) Arm only.

† Not Illustrated

§ Not Sold Separately

WHEN ORDERING PARTS, ALWAYS STATE MODEL AND SERIAL NO. OF MACHINE

CLARK EQUIPMENT COMPANY



SHEET METAL GROUP

1926

CLARK EQUIPMENT COMPANY

SHEET METAL GROUP

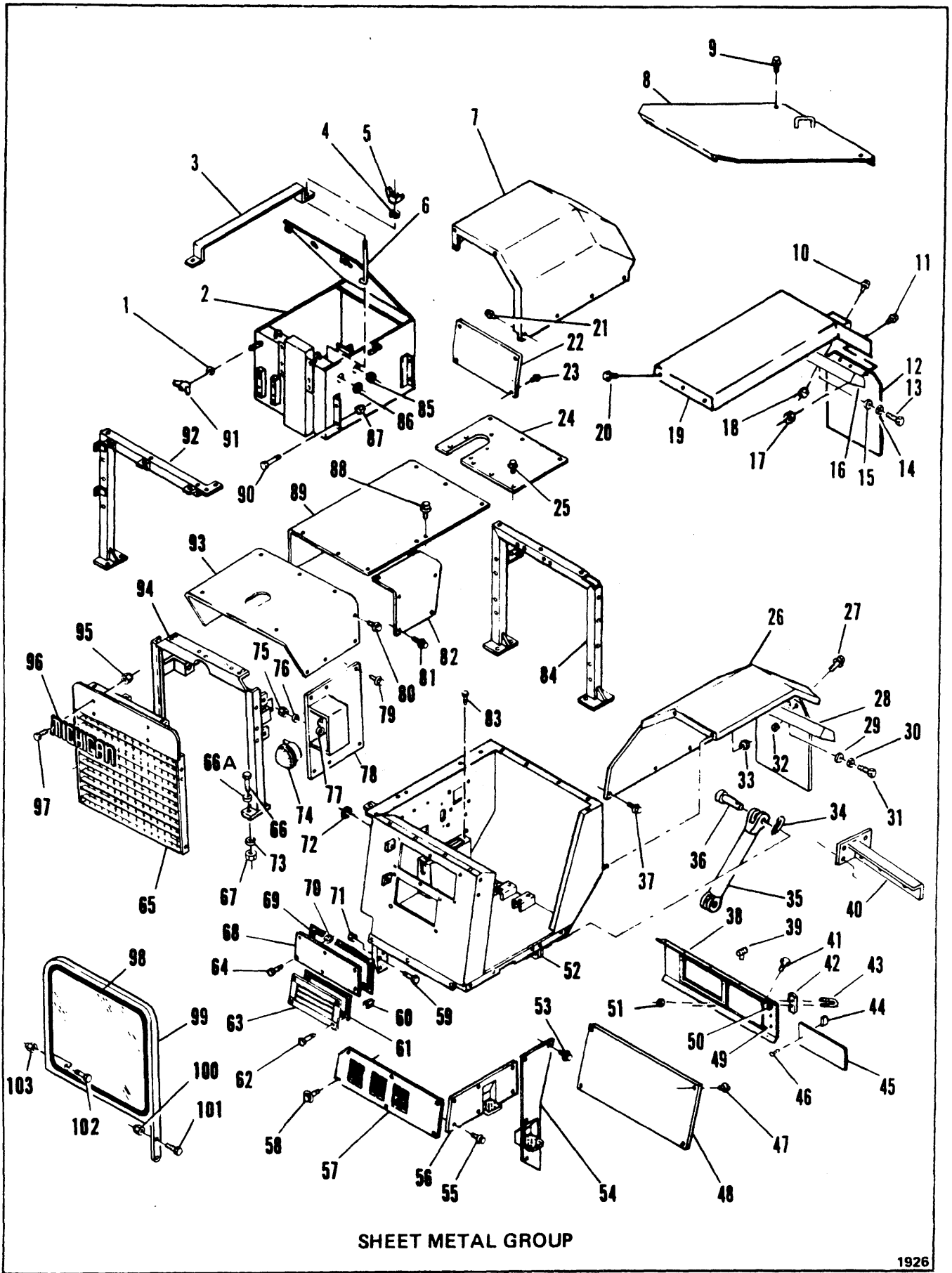
Item Part No. Description Qty.

1	25E-18	WASHER	1
2	1573743	BOX, Battery	2
3	1558821	CLAMP, Battery	3
4	4E-06	LKWSHR	4
4	61D-06	NUT	4
4	1555455	"J" BOLT	4
4	1578677	FENDER, R.H. Tractor (For Serial: 226A-101 thru 182)	4
1	1578677	FENDER, R.H. Tractor (For Serial: 226A-183 thru 239)	1
1	1579620	FENDER, R.H. Tractor (For Serial: 226A-240 & After)	1
1	1577860	COVER, Push Bar	1
1	1550938	BOLT	1
2	23C-616	BOLT	2
6	23C-616	BOLT	6
6	1579268	MUDGUARD	6
13	23C-616	BOLT (For Serial: 227A-183 & After)	13
14	25E-18	WASHER (For Serial: 227A-183 & After)	14
15	4E-06	LKWSHR (For Serial: 227A-183 & After)	15
16	1578783	SUPPORT, L.H. Scraper (For Serial: 227A-183 & After)	16
16A	1578784	SUPPORT, R.H. Scraper (For Serial: 227A-183 & After)	16A
17	17D-03	LOCKNUT	17
18	17D-03	LOCKNUT	18
19	1575551	FENDER, L.H. Scraper (For Serial: 227A-101 thru 182)	19
19A	1575556	FENDER, R.H. Scraper (For Serial: 227A-101 thru 182)	19A
19B	1578692	FENDER, L.H. Scraper (For Serial: 227A-182 & After)	19B
19C	1578695	FENDER, R.H. Scraper (For Serial: 227A-182 & After)	19C
20	1550938	BOLT	20
21	1550938	BOLT	21
22	1557116	PANEL, Battery Box	22
23	1550938	BOLT	23
24	1575243	HOOD	24
25	1550938	BOLT	25
26	1573256	FENDER, L.H. Tractor (For Serial: 226A-101 thru 182)	26
26A	1578679	FENDER, L.H. Tractor (For Serial: 226A-183 thru 239)	26A
26B	1579617	FENDER, L.H. Tractor (For Serial: 226A-240 & After)	26B
27	23C-616	BOLT	27
28	1578627	SUPPORT, L.H. Tractor (For Serial: 226A-183 thru 239)	28
28A	1578629	SUPPORT, R.H. Tractor (For Serial: 226A-183 thru 239)	28A
29	4E-06	LKWSHR (For Serial: 226A-183 & After)	29
30	25E-18	WASHER (For Serial: 226A-183 & After)	30
31	23C-616	BOLT (For Serial: 226A-183 & After)	31
32	17D-03	LOCKNUT	32
33	17D-03	LOCKNUT	33
34	1F-740	COTTER	34
35	1578892	SUPPORT	35
36	1564317	PIN	36
37	1550938	BOLT	37
38	1574533	DASHBOARD	38
39	1564674	LOCK (Inc. Key)	39
39A	---	KEY	39A
40	1579636	SUPPORT, L.H. Tractor (For Serial: 226A-240 & After)	40
40A	1579635	SUPPORT, R.H. Tractor (For Serial: 226A-240 & After)	40A
41	1550938	BOLT	41
42	1575130	SPACER	42
43	1575132	"U" BOLT	43
44	1574859	HANDLE	44
45	1574860	COVER	45
46	18G-808	BOLT	46
47	1550938	BOLT	47
48	1557108	PANEL, Lower Cockpit	48
49	---	OMIT	49

WHEN ORDERING PARTS, ALWAYS STATE MODEL AND SERIAL NO. OF MACHINE

PM 4039
Printed in U.S.A.

CLARK EQUIPMENT COMPANY



SHEET METAL GROUP

1926

CLARK EQUIPMENT COMPANY

SHEET METAL GROUP (Continued)

Item Part No. Description Qty.

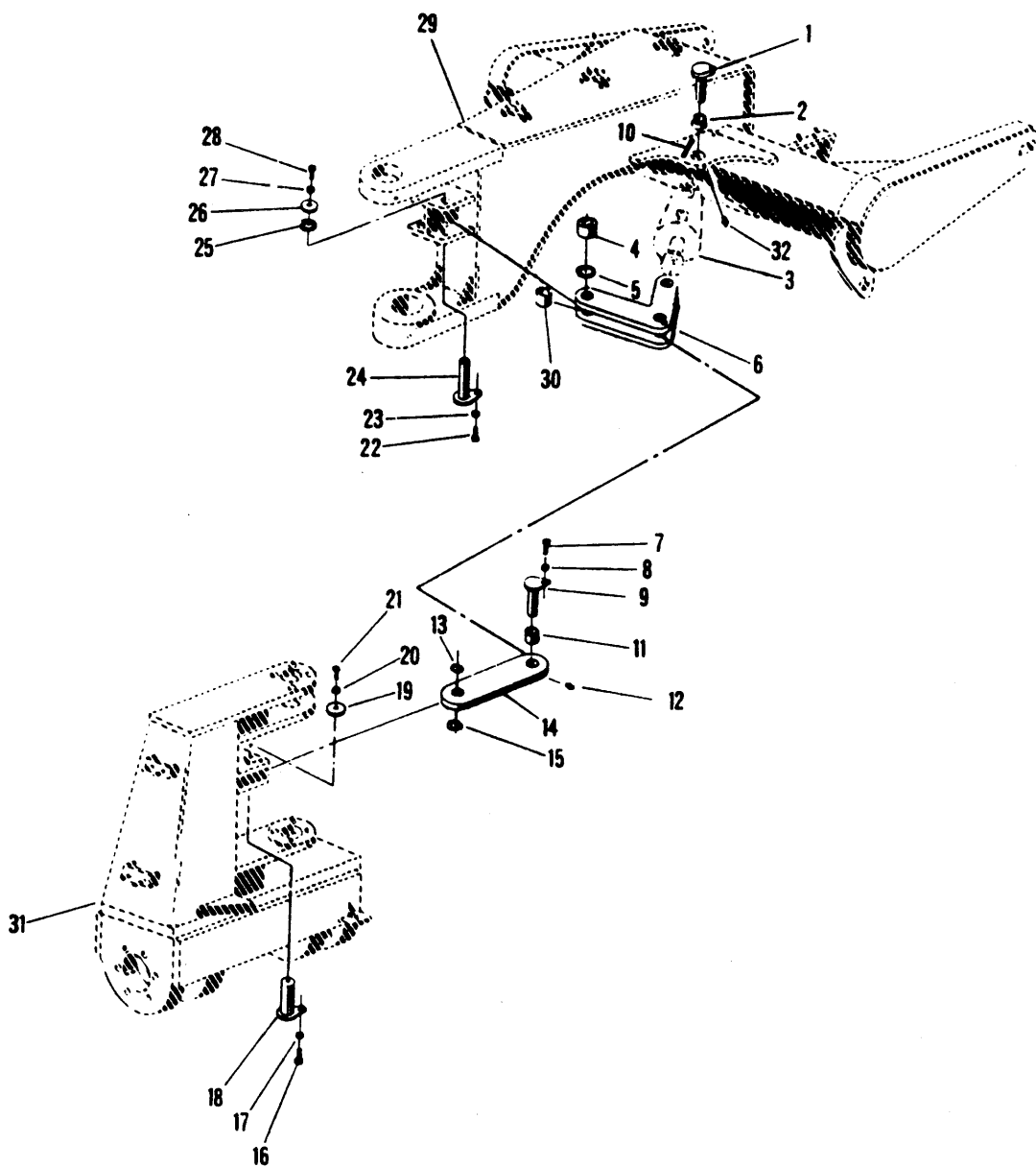
50	61D-06	VALVE, Emergency (Ret) - See Index	1
51	61D-06	NUT	1
52	1575246	COCKPIT 1575246 & CPB-84	2
53	1550938	BOLT	1
54	1575257	STEP ASSY 1575257 & CPB-84	1
55	1550938	BOLT	1
56	1574730	STEP ASSY	6
57	1575333	PANEL, Louvered	1
58	1550938	BOLT	1
59	23C-820	BOLT	6
60	17D-03	LOCKNUT	4
61	1575403	GASKET	4
62	23C-616	BOLT	1
63	1564698	SHUTTER	1
64	23C-616	BOLT	6
65	1567402	GRILLE	1
66	23C-624	BOLT	4
66A	25E-18	WASHER	4
67	17D-06	NUT	4
68	1575242	PLATE (For Serial: 226A-101 thru 228)	4
68A	1579745	PLATE (For Serial: 226A-229 & After)	1
69	1575403	GASKET (For Serial: 226A-101 thru 228)	1
69A	1579744	GASKET (For Serial: 226A-229 & After)	1
70	17D-03	LOCKNUT	1
71	17D-06	LOCKNUT	6
72	652402	GROMMET	4
73	4E-06	LKWSHR	1
74	548088	HEADLIGHT ASSY (Inc. 74A, 74B)	4
74A	944872	RETAINER, Headlight	4
74B	551244	SEALED UNIT, Headlight	4
75	18D-08	NUT	4
76	652448	WASHER	4
77	1307116	GROMMET	2
78	1567400	PANEL, L.H.	2
78A	1567401	PANEL, R.H.	1
79	1550938	BOLT	1
80	1550938	BOLT	6
81	1550938	BOLT	13
82	1575329	PANEL	5
83	89G-416	BOLT	1
84	1575220	SUPPORT, Rear	2
85	1551008	GROMMET	1
86	1551008	GROMMET	1
87	17D-06	NUT	1
88	1550938	BOLT	4
89	1573742	HOOD, Middle	12
90	23C-844	BOLT	4
91	61D-06	NUT	1
92	1575236	SUPPORT, Center	1
93	1575355	COWL	1
94	1573697	SUPPORT	1
95	18D-04	LOCKNUT	1
96	1530998	NAMERPLATE, Michigan	4
97	8G-424	BOLT	1
98	569694	MOULDING	4
99	1574902	WINDSHIELD ASSY (Inc. Glass)	9
100	17D-03	NUT	1
101	23C-616	BOLT	2
102	23C-616	BOLT	1
103	17D-03	NUT	1

† Not Illustrated
§ Not Sold Separately

WHEN ORDERING PARTS, ALWAYS STATE MODEL AND SERIAL NO. OF MACHINE

PM 4039

Printed in U.S.A.



STEERING LINKAGE GROUP

1346

CLARK EQUIPMENT COMPANY

STEERING LINKAGE GROUP

Item Part No. Description Qty.

1	1556729	PIN, Cylinder	4
2	1564670	BUSHING	4
3	----	CYLINDER - See Index	1
4	1564670	BUSHING	4
5	799087	WASHER	6
6	1556734	ARM	2
7	23C-1016	BOLT	2
8	4E-10	LKWSHR	2
9	1556722	PIN	2
10	1F-832	PIN, Cotter	2
11	1564670	BUSHING	2
12	10H-25	FITTING, Grease	4
13	799087	WASHER	4
14	1556715	ARM	2
15	1564670	BUSHING	2
16	23C-1016	BOLT	2
17	4E-10	LKWSHR	2
18	1556719	PIN	2
19	1556730	WASHER	2
20	4E-08	LKWSHR	2
21	23C-816	BOLT	2
22	23C-1016	BOLT	2
23	4E-10	LKWSHR	2
24	1556724	PIN	2
25	799087	WASHER	6
26	1556730	WASHER	2
27	4E-10	LKWSHR	2
28	23C-1016	BOLT	2
29	----	YOKE, Scraper - See Index	1
30	1556726	SPACER	2
31	----	RECEIVER - See Index	1
32	10H-25	FITTING, Grease	2

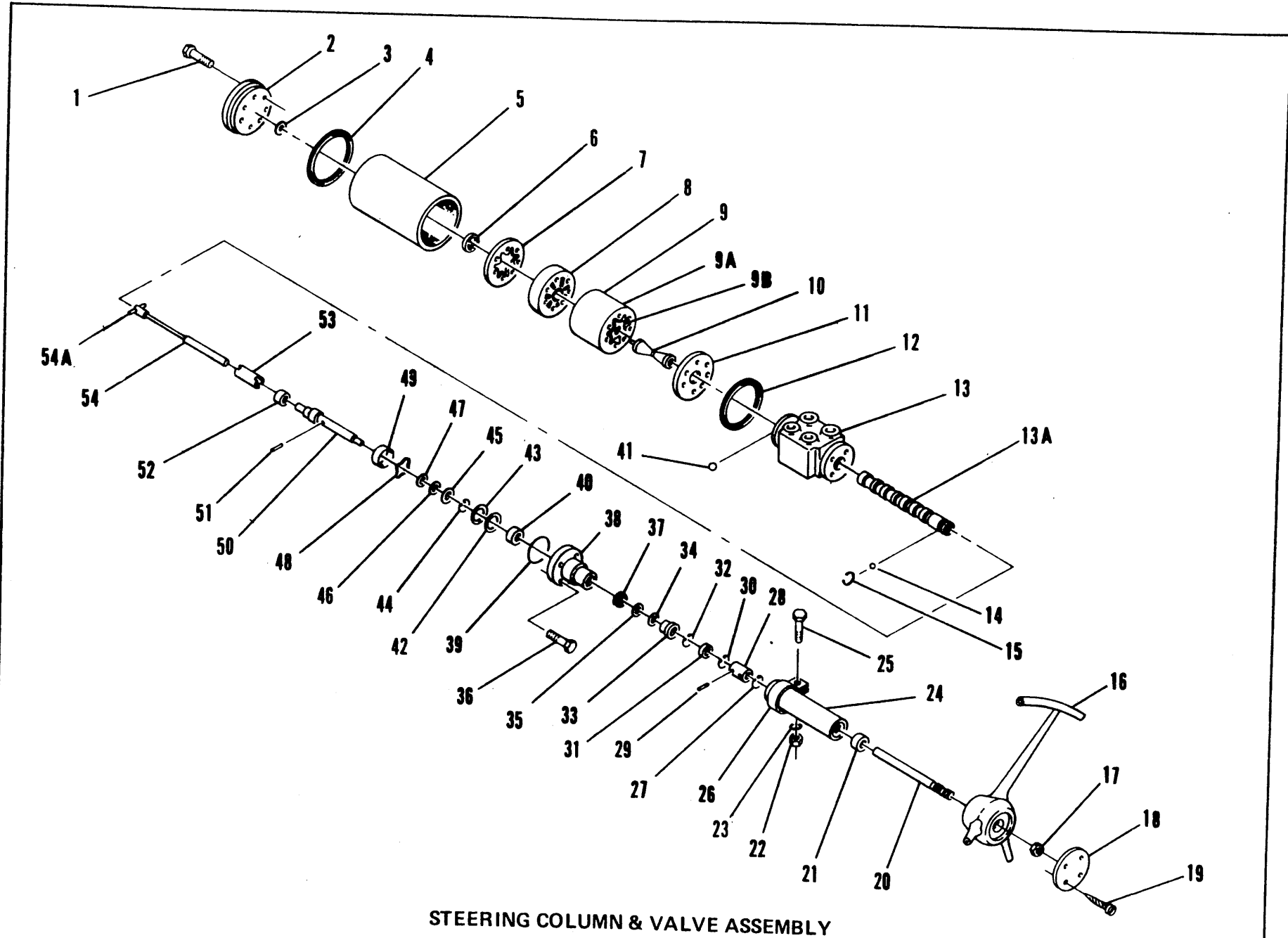
WHEN ORDERING PARTS, ALWAYS STATE MODEL AND SERIAL NO. OF MACHINE

PM 4039

Printed in U.S.A.

(2D14)

S11-1



STEERING COLUMN & VALVE ASSEMBLY

S12-1

(2E1)

PM 4039
Printed in U.S.A.

CLARK EQUIPMENT COMPANY

STEERING COLUMN & VALVE ASSEMBLY

Item	Part No.	Description	Qty.	Item	Part No.	Description	Qty.
A	1580998	COLUMN & VALVE ASSY (Inc. 1 thru 15, 17, 20 thru 54A)	1	24	1577686	TUBE (Inc. 21)	1
B	1577684	VALVE ASSY (Inc. 1 thru 15, 31, thru 54A)	1	25	2C-532	BOLT	1
C	1581051	SHAFT REPAIR KIT (Inc. 31, 34, 35, 37)	1	26	949065	CLAMP	1
D	994200	COMMUTATOR KIT (Inc. 6, 7)	1	27	949062	RING, Retainer	1
1	18C-692	BOLT	7	28	949060	COUPLING	1
2	1577694	COVER, End	1	29	949061	PIN	2
3	1577723	WASHER	1	30	949062	RING, Retainer	1
4	1577721	SEAL	1	31	-----	§ SEAL, Felt - See "C"	1
5	1577693	SLEEVE	1	32	954597	RING, Retainer	1
6	-----	§ COMMUTATOR - See "D"	1	33	1564762	WASHER	1
7	-----	§ COMMUTATOR RING - See "D"	1	34	-----	§ SPACER - See "C"	1
8	1577690	MANIFOLD	1	35	-----	§ WASHER - See "C"	1
9	1577689	ROTOR SET	1	36	3575195	BOLT	4
9A	-----	§ STATOR	1	37	-----	SEAL - See "C"	1
9B	-----	§ ROTOR	1	38	3575194	COVER, Upper	1
10	1577700	LINK, Drive	1	39	3575196	RING, Seal	1
11	1577688	PLATE, Wear	1	40	3575197	BEARING, Needle	1
12	1577721	SEAL	1	41	10J-26	BALL	1
13	-----	§ HOUSING ASSY - See "B"	1	42	3575198	‡ SHIM, Set	-
13A	-----	§ SPOOL, Valve - See "B"	1	43	3575198	‡ SHIM, Set	-
14	10J-10	BALL	1	44	1577720	RING, Retainer	1
15	3575212	SPRING, Ball Retain.	1	45	3575201	WASHER, Thrust	1
16	1542571	WHEEL, Steering	1	46	110571	BEARING, Thrust	1
17	852333	NUT, Wheel	1	47	990543	WASHER, Thrust	1
18	548074	CAP	1	48	1577719	WASHER, Wave Spring	1
19	65G-406	SCREW	4	49	1577698	SPACER	1
20	1577685	SHAFT	1	50	1577687	SHAFT, Input	1
21	949064	BEARING	1	51	3575208	PIN	1
22	62D-05	NUT	1	52	3575206	RING, Drive	1
23	6E-05	LKWSHR	1	53	1577696	SPACER	1
				54	1577695	BAR, Torsion (Inc. 54A)	1
				54A	3575208	PIN	1

† Not Illustrated
‡ As Required
§ Not Sold Separately

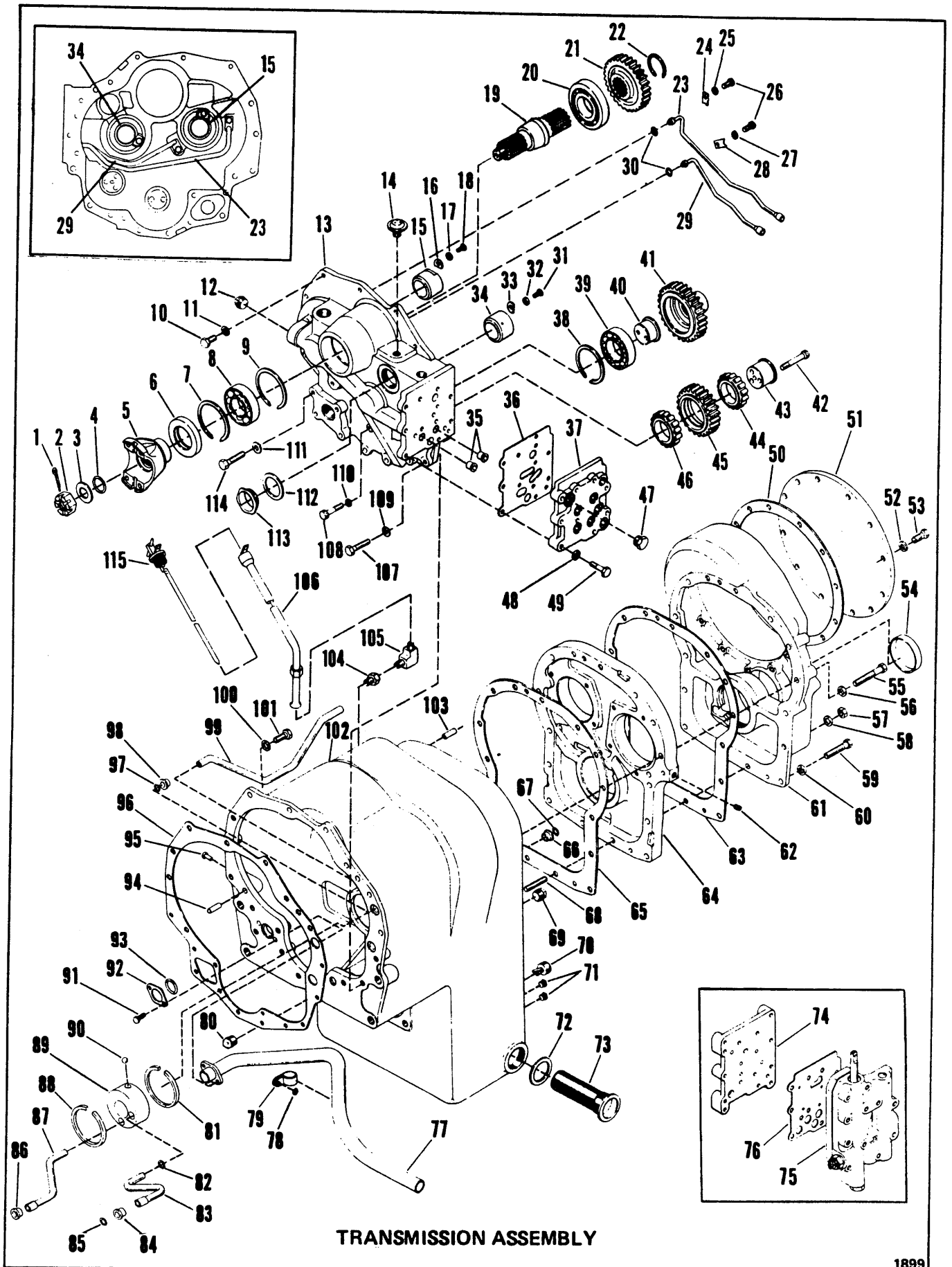
WHEN ORDERING PARTS, ALWAYS STATE MODEL AND SERIAL NO. OF MACHINE

**"T" GROUP
CONTENTS**

Transmission Group

Transmission Assembly	T3, T5, T7
Transmission Clutch Group	T9
Transmission Shift Control Linkage	T10

CLARK EQUIPMENT COMPANY



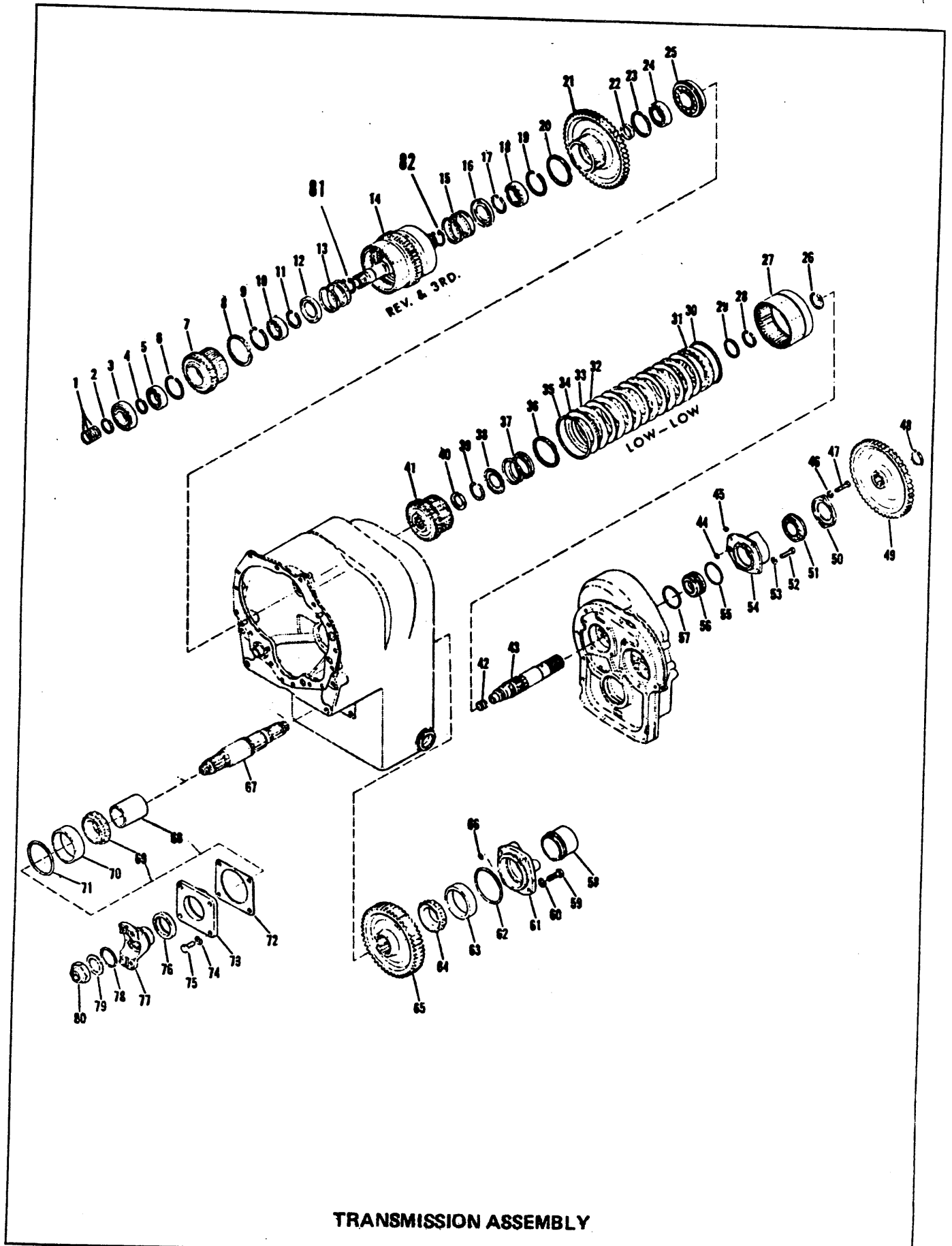
1899

CLARK EQUIPMENT COMPANY

TRANSMISSION ASSEMBLY

Item	Part No.	Description	Qty.	Item	Part No.	Description	Qty.
A	203565	TRANSMISSION (Model R28520-1)	1	58	4E-07	LKWSHR	2
1	1F-428	COTTER	1	59	1C-740	BOLT	10
2	201951	NUT	1	60	4E-07	LKWSHR	10
3	102745	WASHER	1	61	232927	HOUSING	1
4	25K-40112	O-RING	1	62	16F-02	PLUG	1
5	214985	FLANGE	1	63	232918	GASKET	1
6	231798	SEAL	1	64	232928	TRANS. CASE REAR COVER	1
7	223901	RETAINER	1	65	232918	GASKET <i>231751 231752 231753-54</i>	1
8	225603	BEARING	1	66	222067	SLEEVE	1
9	223901	RETAINER	1	67	25K-40024	O-RING	1
10	1C-720	BOLT	10	68	232914	STUD	2
11	4E-07	LKWSHR	10	69	13F-16	PLUG	1
12	16F-06	PLUG	1	70	215757	PLUG	1
13	231630	FRONT COVER & TUBE ASSY.....	1	71	40K-04	PLUG	2
14	233598	VALVE ASSY, Breather	1	72	219373	GASKET	1
15	231056	SLEEVE	1	73	231390	SCREEN ASSY	1
16	230851	LOCK	1	74	232788	MOUNTING PLATE	1
17	4E-05	LKWSHR	1	75	—	CONTROL VALVE ASSY-See Index	1
18	1C-510	BOLT	1	76	232787	SPACER	1
19	231782	SHAFT, Input	1	77	231612	SUCTION TUBE ASSY	1
20	231058	BEARING	1	78	619018	WASHER	1
21	214935	GEAR	1	79	6H-36	CLIP	1
22	224026	RING, Snap	1	80	13F-16	PLUG	1
23	231629	TUBE ASSY, 3rd	1	81	223901	RETAINER	1
24	231048	CLIP	1	82	25K-20012	O-RING	1
25	4E-05	LKWSHR	1	83	231619	PRESSURE TUBE, 4th	1
26	1C-510	BOLT	2	84	222067	SLEEVE	1
27	4E-05	LKWSHR	1	85	25K-40026	O-RING	1
28	231048	CLIP	1	86	222067	SLEEVE	1
29	231628	TUBE ASSY, Reverse	1	87	231620	LUBE TUBE, 4th Clutch	1
30	25K-30012	O-RING	2	88	223901	RETAINER	1
31	1C-510	BOLT	2	89	231621	DISTRIBUTOR, Oil	1
32	4E-05	LKWSHR	1	90	10J-08	BALL	1
33	230851	LOCK	1	91	4C-514	BOLT	2
34	231056	SLEEVE	1	92	230921	WASHER	1
35	222067	SLEEVE	2	93	25K-40104	O-RING	1
36	231040	GASKET	1	94	214295	DOWEL	2
37	231038	PLATE, Valve Cover	1	95	1H-418	RIVET	1
38	223925	RETAINER	1	96	231606	GASKET	1
39	225601	BEARING	1	97	25K-40026	O-RING	1
40	231636	SHAFT, Output	1	98	222067	SLEEVE	1
41	231635	GEAR	1	99	230900	TUBE, Pressure	1
42	3C-740	BOLT	3	100	4E-07	LKWSHR	13
43	231634	SHAFT, Idler	1	101	1C-720	BOLT	13
44	231624	BEARING	1	102	231618	TRANS. CASE & TUBE ASSY	1
45	231633	GEAR	1	103	214118	DOWEL	2
46	231624	BEARING	1	104	19F-12	BUSHING	1
47	24K-06	PLUG	1	105	83F-8	ADAPTER 90°	1
48	4E-06	LKWSHR	9	106	1579698	TUBE ASSY, Dipstick	1
49	1C-628	BOLT	9	107	1C-728	BOLT	4
50	217408	GASKET	1	108	4C-720	BOLT	2
51	217407	COVER	1	109	4E-07	LKWSHR	4
52	4E-06	LKWSHR	12	110	743039	LKWSHR	2
53	1C-614	BOLT	12	111	4E-07	LKWSHR	4
54	232911	PLUG	1	112	219373	GASKET	1
55	1C-748	BOLT	3	113	219370	PLUG	1
56	4E-07	LKWSHR	3	114	1C-744	BOLT	4
57	2D-07	NUT	2	115	1579699	DIPSTICK	1

WHEN ORDERING PARTS, ALWAYS STATE MODEL AND SERIAL NO. OF MACHINE



CLARK EQUIPMENT COMPANY

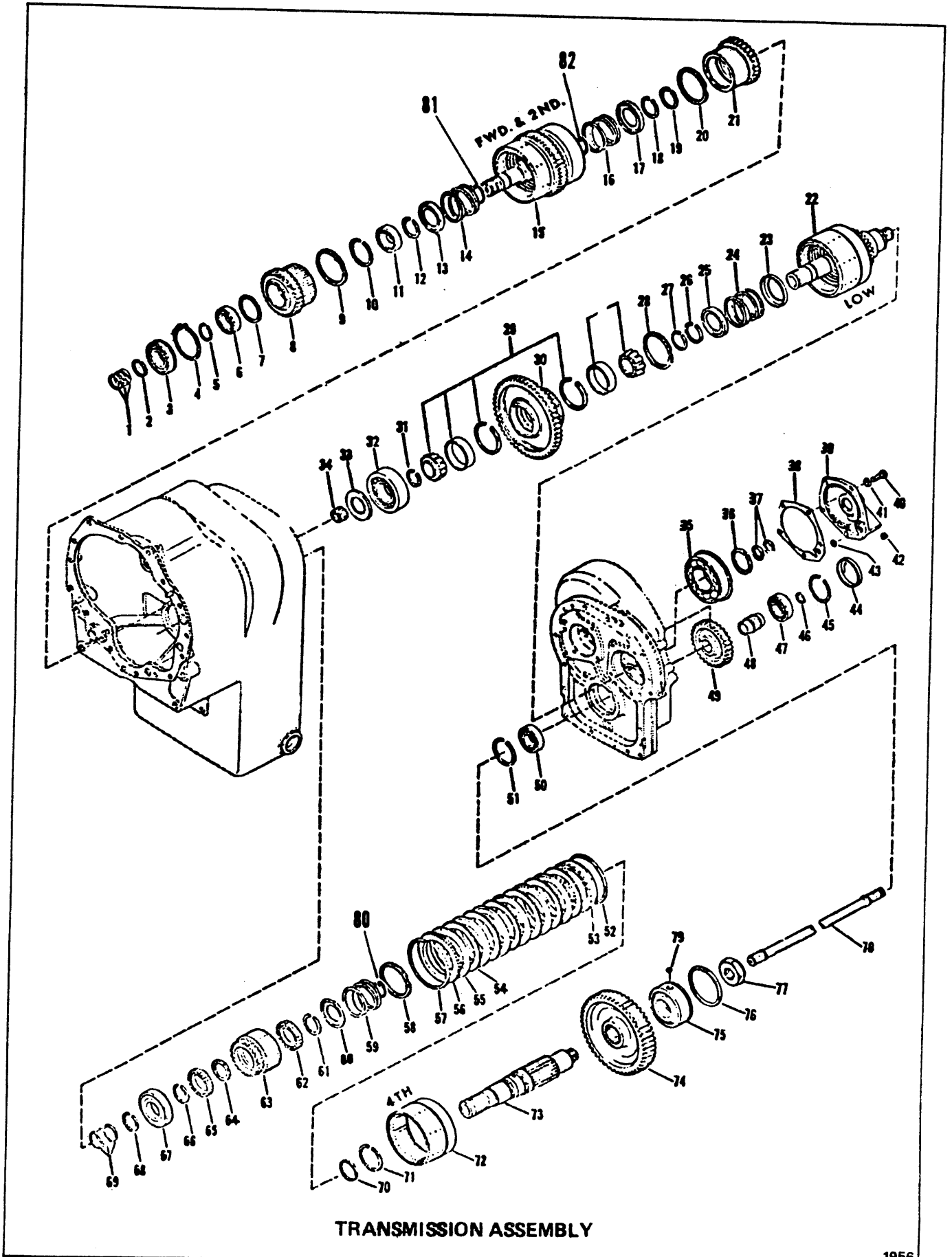
TRANSMISSION ASSEMBLY

Item	Part No.	Description	Qty.	Item	Part No.	Description	Qty.
1	215183	RING	3	43	233060	LOW-LOW SHAFT ASSY	1
2	224083	RING, Retainer	1	44	25K-30016	O-RING	1
3	225603	BEARING	1	45	16F-02	PLUG	1
4	224083	RING, Retainer	1	46	4E-06	LKWSHR.....	2
5	233389	BEARING	1	47	1C-618	BOLT	2
6	223877	RING, Retainer	1	48	224106	RING, Retainer	1
7	233702	GEAR (30T)	1	49	232924	GEAR (64T)	1
8	731160	RING	1	50	232916	RETAINER	1
9	223877	RING, Retainer	1	51	710092	BEARING	1
10	230829	BEARING	1	52	1C-618	BOLT	4
11	654613	RING, Retainer	1	53	4E-06	LKWSHR	4
12	232089	RETAINER, Spring	1	54	232917	CAP	1
13	230822	SPRING	1	55	220872	RING	1
14	232913	REV. & 3RD CLUTCH GROUP	1	56	232910	CARRIER	1
15	230822	SPRING.....	1	57	220872	RING	1
16	232089	RETAINER, Spring	1	58	228953	PLUG	1
17	654613	RING, Retainer	1	59	1C-928	BOLT	4
18	230860	BEARING	1	60	4E-09	LKWSHR	4
19	223874	RING, Retainer	1	61	231818	CAP	1
20	731160	RING	1	62	25K-40412	O-RING	1
21	231252	GEAR (52T)	1	63	742240	CUP	1
22	230906	SPACER.....	1	64	1315447	CONE	1
23	223874	RING, Retainer	1	65	232811	GEAR (48T)	1
24	230860	BEARING	1	66	25K-30026	O-RING	1
25	658038	BEARING	1	67	231406	OUTPUT SHAFT	1
26	224065	RING, Retainer	1	68	231405	SPACER	1
27	231241	LOW-LOW CLUTCH DRUM & HUB ASSY	1	69	1314713	CONE	1
28	224065	RING, Retainer	1	70	666697	CUP	1
29	230857	SEAL, Inner	1	71	25K-40400	O-RING	1
30	224771	RING, Outer	1	72	231848	‡SHIM (.004)	-
31	230850	CLUTCH PISTON ASSY	1	72A	231849	‡SHIM (.007)	-
32	224772	CLUTCH, Outer Disc	6	72B	231850	‡SHIM (.010)	-
33	233166	CLUTCH, Inner Disc	6	72C	231851	‡SHIM (.020)	-
34	224774	CLUTCH, Disc Backing Plate	1	73	234833	CAP	1
35	215190	RING, Retainer	1	74	4E-09	LKWSHR	4
36	731160	RING	1	75	1C-920	BOLT	4
37	230822	SPRING.....	1	76	230954	SEAL	1
38	232089	RETAINER	1	77	231749	FLANGE	1
39	654613	RING, Retainer	1	78	25K-80116	O-RING	1
40	224106	RING, Retainer	1	79	222179	WASHER	1
41	232922	LOW & 4TH CLUTCH DRIVE GEAR & CLUTCH DISC HUB (26T)....	1	80	222960	NUT	1
42	232912	BEARING	1	81	232088	RETAINER	1
				82	232088	RETAINER	1

‡As Required

WHEN ORDERING PARTS, ALWAYS STATE MODEL AND SERIAL NO. OF MACHINE

CLARK EQUIPMENT COMPANY



TRANSMISSION ASSEMBLY

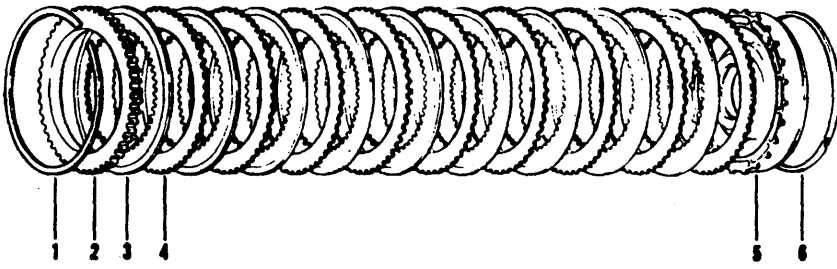
1956

CLARK EQUIPMENT COMPANY

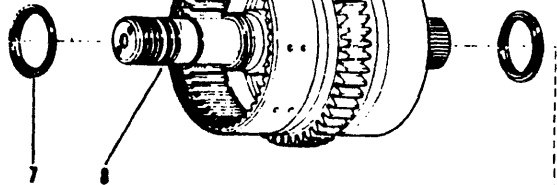

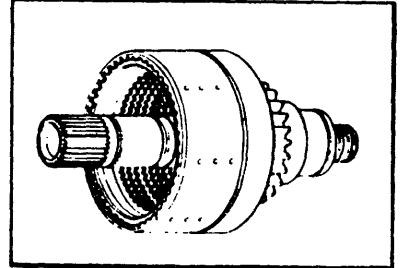
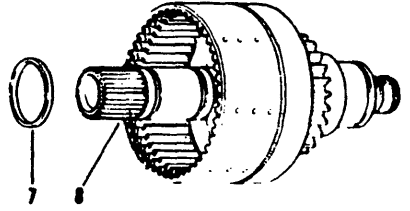
TRANSMISSION ASSEMBLY

Item	Part No.	Description	Qty.	Item	Part No.	Description	Qty.
1	215183	RING	3	42	16F-02	PLUG	1
2	224083	RING, Retainer	2	43	25K-30016	O-RING	1
3	223349	BEARING	1	44	232911	PLUG	1
4	230889	RING, Retainer	1	45	224203	RING, Retainer	1
5	224083	RING, Retainer	1	46	224172	RING, Retainer	1
6	233488	BEARING	1	47	710749	BEARING	1
7	231647	SPACER	1	48	232920	GEAR QUILL	1
8	231632	GEAR (30T)	1	49	232919	GEAR (27T)	1
9	731160	RING	1	50	710749	BEARING	1
10	223881	RING	1	51	224203	RING, Retainer	1
11	710749	BEARING	1	52	224771	RING, Outer	1
12	654613	RING, Retainer	1	53	230850	CLUTCH PISTON ASSY	1
13	232089	RETAINER	1	54	224772	DISC, Outer	6
14	230822	SPRING	1	55	233166	DISC, Inner	6
15	231090	FWD. & 2ND CLUTCH GROUP ...	1	56	224774	PLATE, Backing	1
16	230822	SPRING	1	57	215190	RING, Snap	1
17	232089	RETAINER	1	58	731160	RING	1
18	654613	RING, Retainer	1	59	230822	SPRING	1
19	654613	RING, Retainer	1	60	232089	RETAINER	1
20	731160	RING	1	61	230888	RING, Retainer	1
21	231239	2ND GEAR (30T)	1	62	231624	BEARING	1
22	232810	LOW CLUTCH GROUP	1	63	232452	GEAR	1
23	232088	RETAINER	1	64	232405	SPACER	1
24	230822	SPRING	1	65	231624	BEARING	1
25	232089	RETAINER	1	66	230888	RING, Retainer	1
26	654613	RING, Retainer	1	67	231687	BEARING	1
27	232076	RING, Retainer	1	68	230888	RING, Retainer	1
28	731160	RING	1	69	209560	RING	3
29	231780	LOW SPEED GEAR BEARING ASSY	1	70	230857	SEAL	1
30	232451	GEAR (55T)	1	71	224065	RING	1
31	231776	RING, Retainer	-	72	231241	4TH CLUTCH DRUM & HUB ASSY	1
31A	231777	RING, Retainer	-	73	232908	IDLER SHAFT & PLUG ASSY ...	1
31B	232076	RING, Retainer	-	74	234868	GEAR (58T)	1
32	231779	BEARING	1	75	231646	IDLER SHAFT REAR BEARING ASSY	1
33	231775	PLATE	1	76	230952	RING	1
34	230886	BEARING	1	77	231639	NUT	1
35	230968	BEARING	1	78	232921	LOW-LOW SHAFT	1
36	232081	RING, Retainer	1	79	10J-15	BALL	1
37	220079	RING	2	80	232088	RETAINER	1
38	231193	GASKET	1	81	232088	RETAINER	1
39	231176	CAP	1	82	232088	RETAINER	1
40	1C-618	BOLT	5				
41	4E-06	LKWSHR	5				

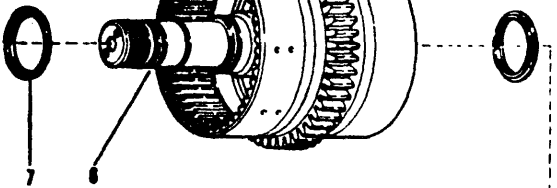
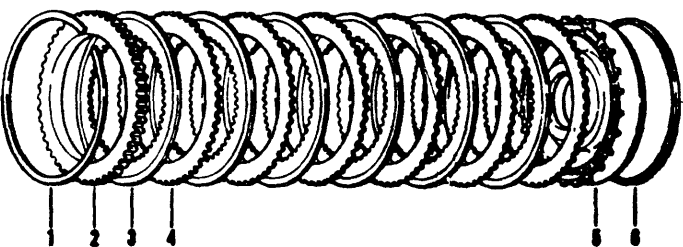
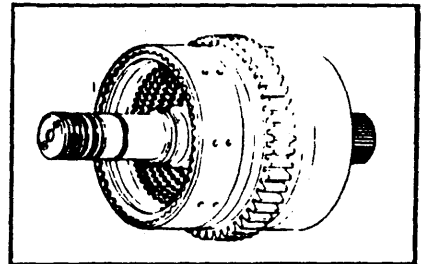

WHEN ORDERING PARTS, ALWAYS STATE MODEL AND SERIAL NO. OF MACHINE



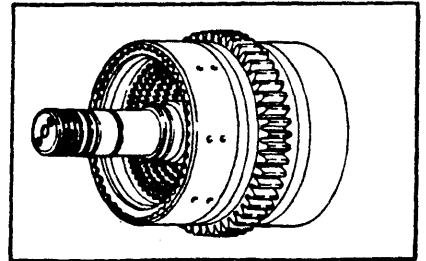

LOW CLUTCH GROUP



REVERSE & 3RD CLUTCH GROUP



FORWARD & 2ND CLUTCH GROUP



CLUTCH GROUP

CLARK EQUIPMENT COMPANY

CLUTCH GROUP

Item	Part No.	Description	Qty.
------	----------	-------------	------

1	215190	RING, Retainer	1
2	224774	PLATE, Backing	2
3	230911	DISC, Inner	3
4	224772	DISC, Outer	4
5	230850	CLUTCH PISTON ASSY	5
6	224771	RING, Outer	6
7	230857	SEAL, Inner	7
8	232810	LOW SPEED CLUTCH SHAFT DRUM & PLUG ASSY	1

1	215190	RING, Retainer	1
2	224774	PLATE, Backing	2
3	233166	DISC, Inner	3
4	224772	DISC, Outer	4
5	230850	CLUTCH PISTON ASSY	5
6	224771	RING, Outer	6
7	230857	SEAL, Inner	7
8	232913	REV. & THIRD SHAFT CLUTCH DRUM & PLUG ASSY	1

1	215190	RING, Retainer	1
2	224774	PLATE, Backing	2
3	233166	DISC, Inner	3
4	224772	DISC, Outer	4
5	230850	CLUTCH PISTON ASSY	5
6	224771	RING, Outer	6
7	230857	SEAL, Inner	7
8	231090	FWD. & SECOND SHAFT CLUTCH DRUM & PLUG ASSY	1

WHEN ORDERING PARTS, ALWAYS STATE MODEL AND SERIAL NO. OF MACHINE

PM 4039
Printed in U.S.A.

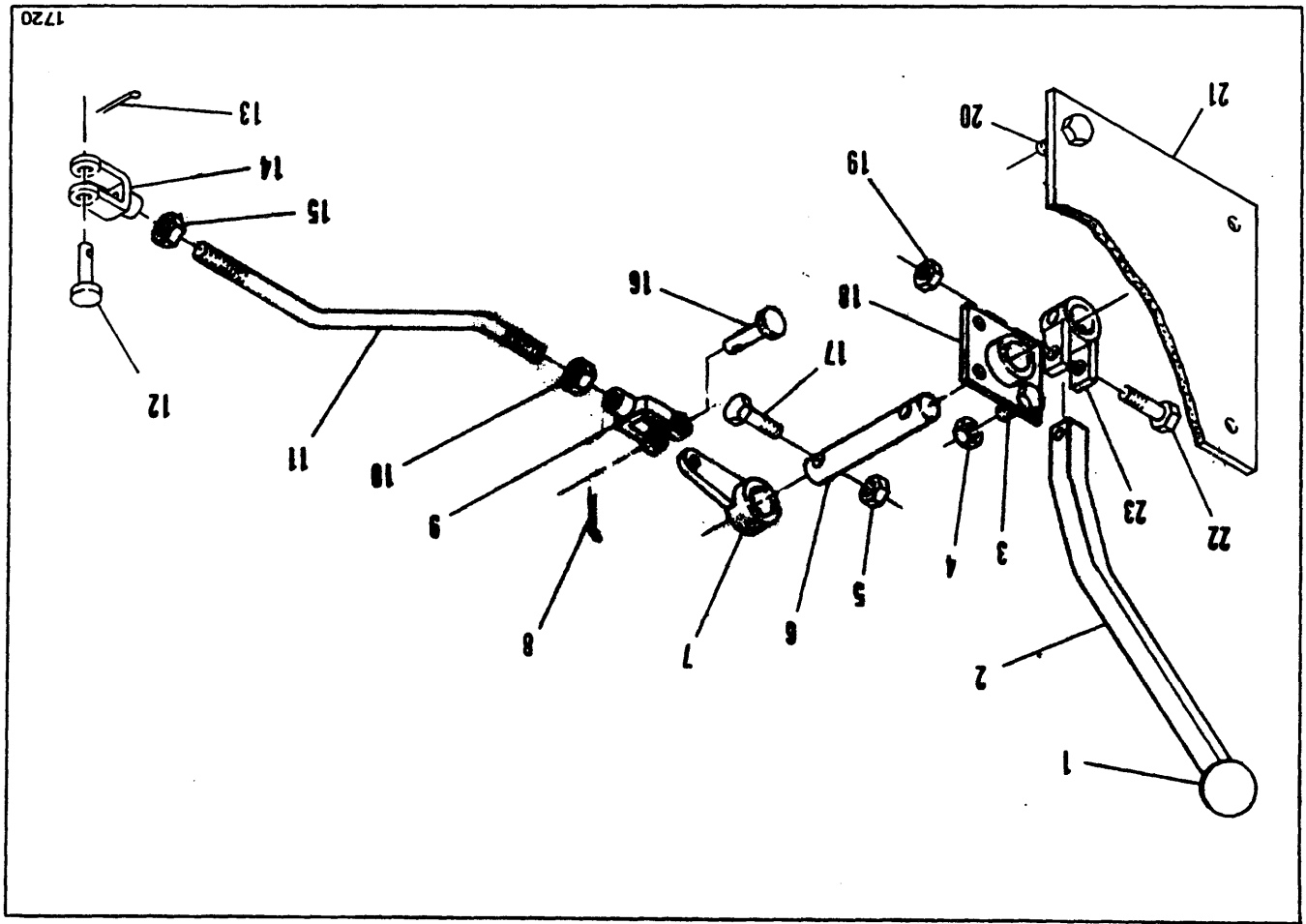
(2F8)

T9-1

WHEN ORDERING PARTS, ALWAYS STATE MODEL AND SERIAL NO. OF MACHINE

Item	Part No.	Description	Qty.
1	201401	KNOB, Shift	1
2	1573460	LEVER	1
3	23C-616	BOLT	4
4	17D-03	NUT	4
5	65D-05	NUT	2
6	1575138	ROD	1
7	1575122	ARM	1
8	1F-316	COTTER	1
9	2J-5204	CLEVIS	1
10	8D-05	NUT, Jam	1
11	1573459	ROD	1
12	2F-05062	PIN	1
13	1F-316	COTTER	1
14	2J-5204	CLEVIS	1
15	8D-05	NUT, Jam	1
16	2F-05062	PIN	1
17	23C-524	BOLT	2
18	1575135	BRACKET ASSY	1
19	65D-04	BOLT	1
20	23C-608	BOLT	4
21	1579111	PLATE, Cover	1
22	23C-420	BOLT	1
23	1574420	CLEVIS	1

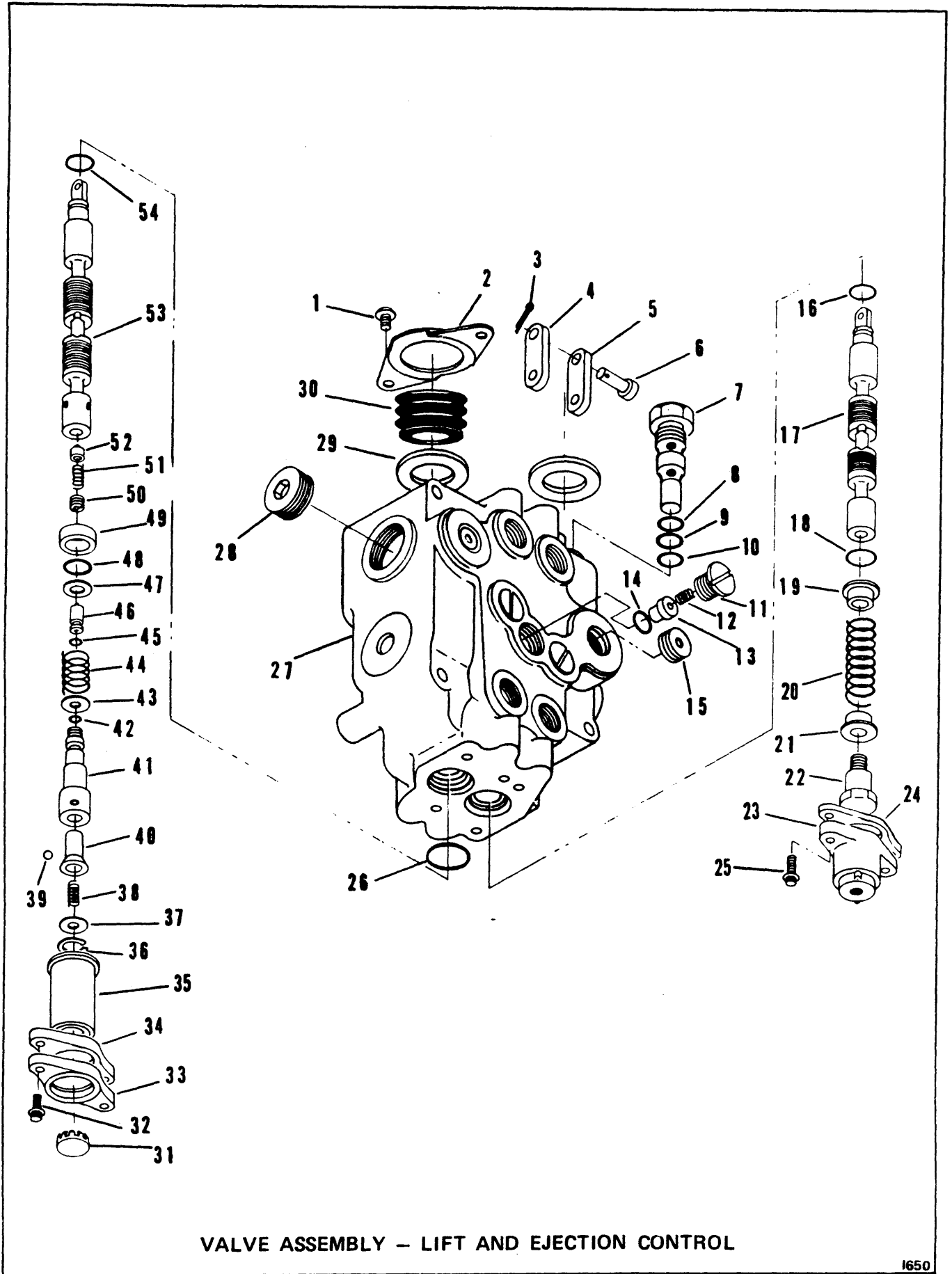
TRANSMISSION SHIFT CONTROL LINKAGE



**"V" GROUP
CONTENTS**

Valve Group:

Valve Assembly – Lift & Ejection Control	V3
Valve Controls – Transmission	V5
Valve Control Assembly – Lift & Ejection	V6



VALVE ASSEMBLY - LIFT AND EJECTION CONTROL

1650

CLARK EQUIPMENT COMPANY

VALVE ASSEMBLY - LIFT AND EJECTION CONTROL

For Serial: 226A-101 thru 255

Item Part No. Description Qty.

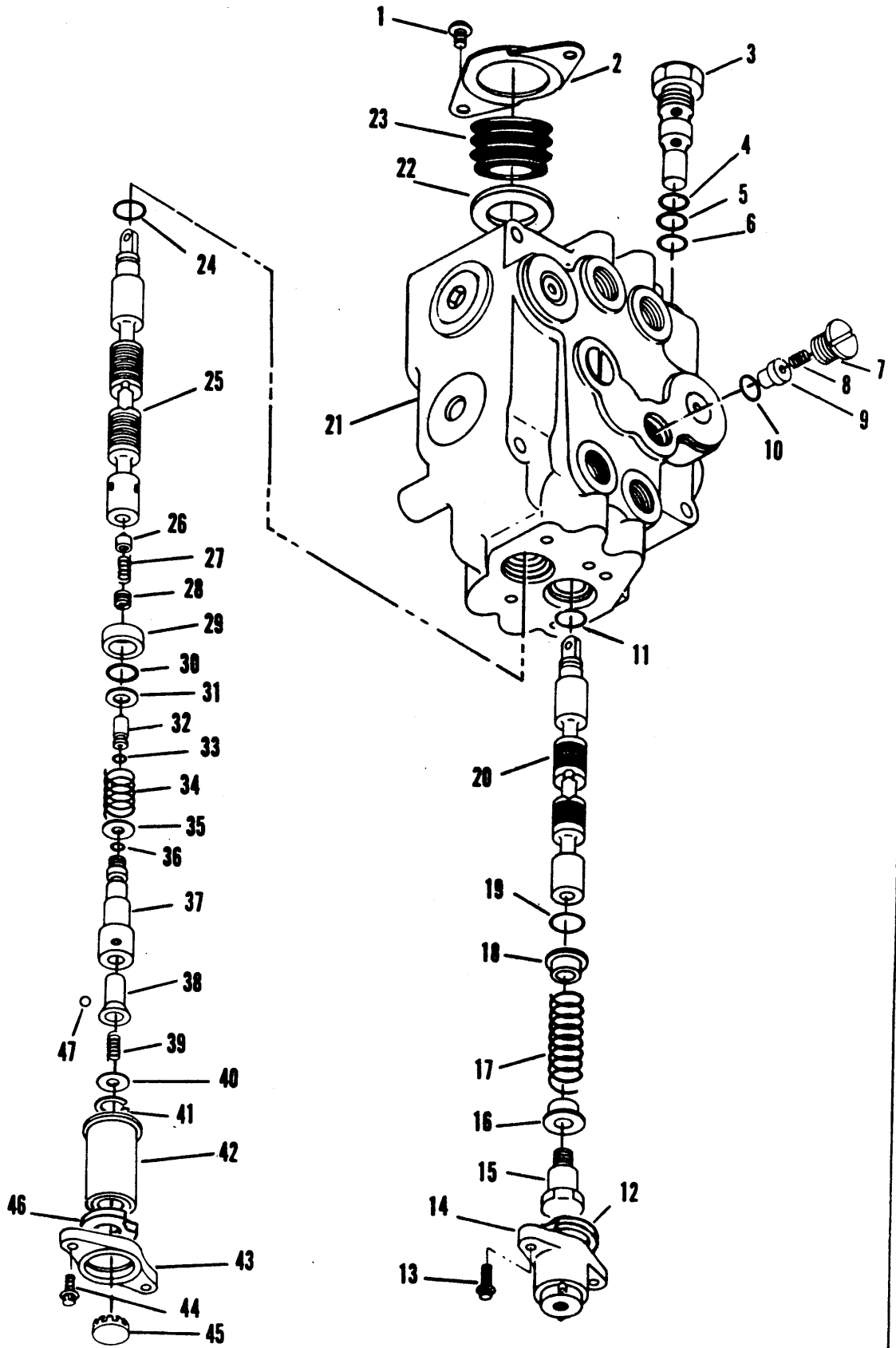
A	1564817	*CONTROL VALVE ASSY (Inc. 1, 2, 7 thru 54)	1
B	1577556	SEAL KIT (Inc. 8, 9, 10, 12, 16, 18, 42, 45, 48 & 54)	1
1	92G-408	SCREW, Machine	4
2	947752	RETAINER	2
3	---	OMIT	---
4	---	OMIT	---
5	---	OMIT	---
6	---	OMIT	---
7	1550498	RELIEF VALVE ASSY (Inc. 7, 8, 9 & 10)	1
8	---	§O-RING - See "B"	1
9	---	§WASHER, Back-Up - See "B"	1
10	---	§O-RING - See "B"	1
11	1566428	PLUG ASSY (Inc. 12)	2
12	1550482	SPRING	2
13	1550481	PLUNGER	2
14	---	§O-RING - See "B"	2
15	662647	PLUG	2
16	---	§O-RING - See "B"	1
17	---	§SPOOL & BODY ASSY - See "A"	1
18	---	§O-RING - See "B"	1
19	1551126	WASHER	1
20	1577552	SPRING	1
21	1551126	WASHER	1
22	1550385	SCREW, Spool	1
23	1550483	CAP	1
24	1551175	RETAINER	1
25	72G-414	BOLT	2
26	---	§O-RING - See "B"	1
27	---	§BODY & SPOOL ASSY - See "A"	1
28	---	PLUG, Shipping	---
29	947746	WASHER	2
30	949092	SEAL, Dust	2
31	730335	PLUG, Button	1
32	1577555	BOLT	2
33	1577574	CAP	1
34	1577554	BLOCK	1
35	1577553	CAP	1
36	659041	RING, Retaining	1
37	949082	WASHER	1
38	949077	SPRING	1
39	949093	BALL	3
40	949086	PLUNGER, Detent	1
41	949085	RETAINER, Detent	1
42	---	§O-RING - See "B"	1
43	949081	WASHER, Detent	1
44	949084	SPRING, Detent	1
45	---	§O-RING, Detent - See "B"	1
46	949087	PISTON, Detent	1
47	949083	WASHER, Detent	1
48	---	§O-RING - See "B"	1
49	949089	SLEEVE	1
50	949088	GUIDE, Detent	1
51	1577575	SPRING	1
52	949079	POCKET	1
53	---	§SPOOL & BODY ASSY - See "A"	1
54	---	§O-RING - See "B"	1

§ Not Sold Separately
 NOTE: For complete replacement of 1564817 use 1578983. See Page 55 for component breakdown.
 WHEN ORDERING PARTS, ALWAYS STATE MODEL AND SERIAL NO. OF MACHINE

PM 4039
 Printed in U.S.A.

(252)

V-3-2



VALVE ASSEMBLY - LIFT AND EJECTION CONTROL

CLARK EQUIPMENT COMPANY

VALVE ASSEMBLY - LIFT & EJECTION CONTROL

For Serial: 226A-256 & After

Item Part No. Description Qty.

A	1578983	CONTROL VALVE ASSY (Inc. 1 thru 47)	1
B	960536	SEAL KIT (Inc. 4, 5, 6, 10, 11, 19, 24, 30, 33, 36)	1
1	92G-408	SCREW	4
2	947752	RETAINER	2
3	1550498	RELIEF VALVE ASSY (Inc. 4)	1
4	25K-30028	O-RING - See "B"	1
5	946403	WASHER - See "B"	1
6	25K-30030	O-RING - See "B"	1
7	1566428	PLUG ASSY (Inc. 10)	2
8	1550482	SPRING	2
9	1550481	PLUNGER	2
10	799804	O-RING - See "B"	2
11	1551175	O-RING - See "B"	1
12	1551175	RETAINER	1
13	72G-414	CAPSCREW	2
14	1550483	CAP	1
15	1550385	SCREW, Spool	1
16	1551126	WASHER	1
17	1577552	SPRING	1
18	1551126	WASHER	1
19	---	O-RING - See "B"	1
20	---	§SPool & BODY ASSY - See "A"	1
21	---	§BODY & SPOOL ASSY - See "A"	1
22	947746	WASHER	2
23	949092	SEAL, Dust	2
24	---	O-RING, Detent - See "B"	1
25	---	§SPOOL & BODY ASSY - See "A"	1
26	949079	POPPET, Detent	1
27	1577575	SPRING, Detent	1
28	949088	GUIDE, Detent	1
29	949089	SLEEVE, Detent	1
30	---	O-RING, Detent - See "B"	1
31	949081	WASHER, Detent	1
32	949087	PISTON, Detent	1
33	---	O-RING, Detent - See "B"	1
34	949084	SPRING, Detent	1
35	949083	WASHER, Detent	1
36	---	O-RING, Detent - See "B"	1
37	949085	RETAINER, Detent	1
38	949086	PLUNGER, Detent	1
39	949077	SPRING, Detent	1
40	949082	WASHER, Detent	1
41	659041	RING, Retaining	1
42	949090	CAP, Detent	1
43	1577574	RETAINER, Cap	1
44	72G-414	CAPSCREW, Detent	2
45	730335	PLUG, Button	1
46	1551175	RETAINER, Detent	1
47	949093	BALL	3

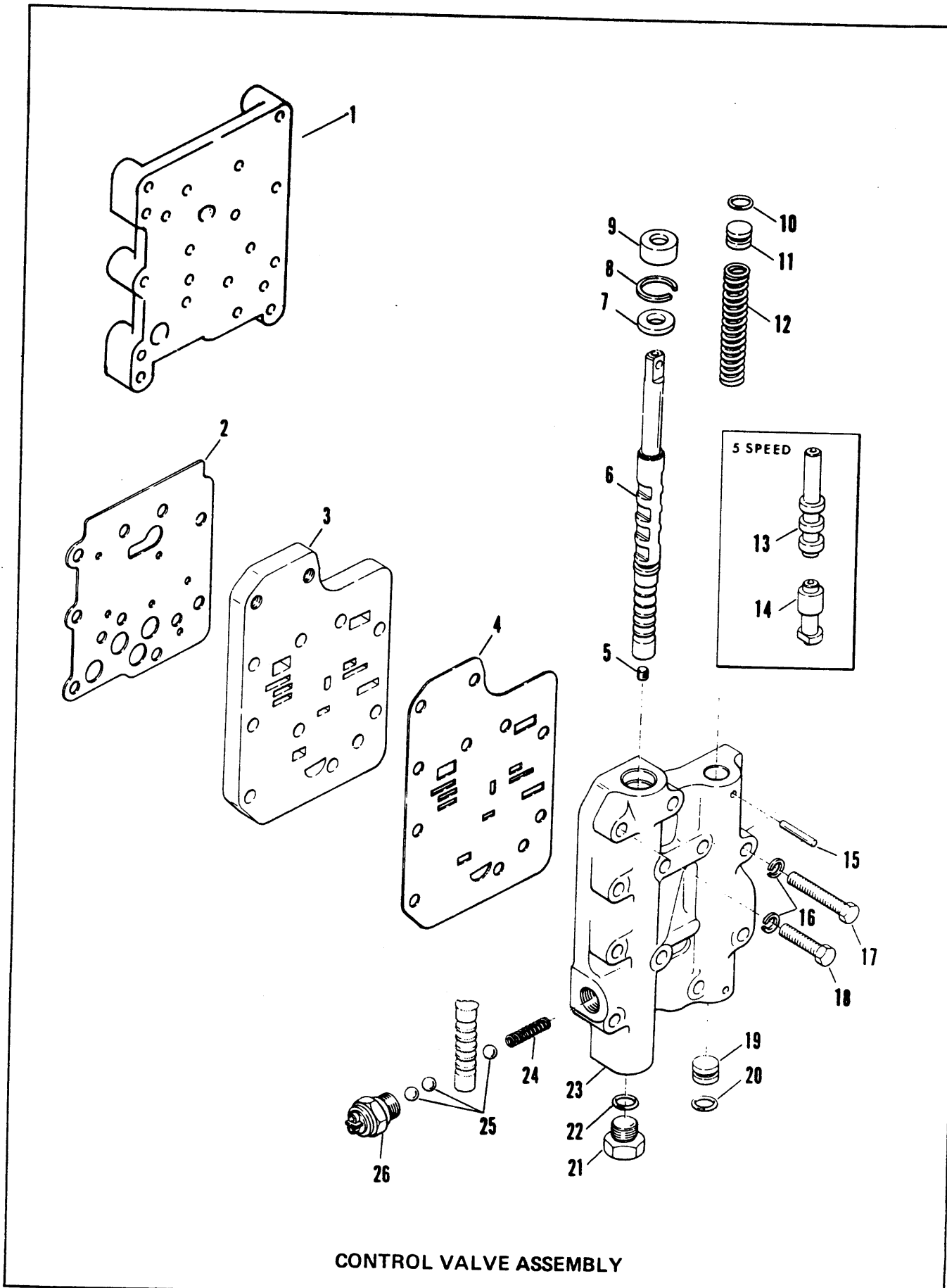
§ Not Sold Separately

WHEN ORDERING PARTS, ALWAYS STATE MODEL AND SERIAL NO. OF MACHINE

(264)

VS-1

PM 4039
Printed in U.S.A.



CONTROL VALVE ASSEMBLY

CLARK EQUIPMENT COMPANY

CONTROL VALVE ASSEMBLY

Item	Part No.	Description	Qty.
------	----------	-------------	------

A	232935	VALVE ASSY (Inc. B, 1 thru 26)	1
B	232930	VALVE (Inc. 5 thru 26)	1
1	232788	PLATE, Bottom	1
2	232787	GASKET	1
3	232784	PLATE	1
4	232786	GASKET	1
5	16F-01	PLUG	1
6	---	§SPOOL - See "B"	1
7	217657	WASHER	1
8	664140	RETAINER	1
9	233222	SEAL	1
10	25K-30018	O-RING	1
11	220983	PLUG	1
12	232660	SPRING	1
13	232656	SPOOL	1
14	232655	SPOOL	1
15	659648	PIN	2
16	4E-06	LKWSHR	11
17	1C-644	BOLT	9
18	1C-632	BOLT	2
19	220983	PLUG	1
20	25K-30018	O-RING	1
21	25K-7	PLUG (Inc. 22)	1
22	25K-30018	O-RING	1
23	---	§BODY - See "B"	1
24	232147	SPRING	1
25	10J-12	BALL	3
26	229729	SWITCH	1

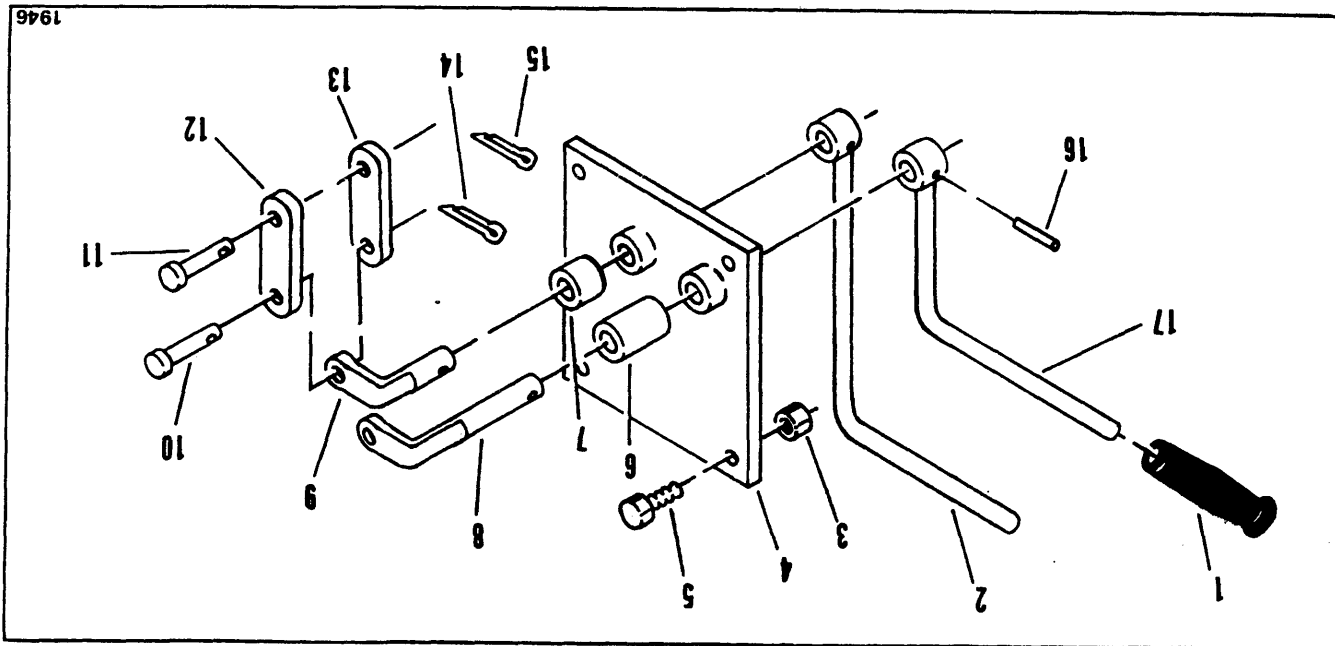
§ Not Sold Separately

WHEN ORDERING PARTS, ALWAYS STATE MODEL AND SERIAL NO. OF MACHINE

(266)

V7-1

VALVE CONTROL ASSEMBLY - LIFT & EJECTION



Item	Part No.	Description	Qty.
------	----------	-------------	------

A	1578796	VALVE CONTROL ASSY (Inc. 1, 2, 4, 6, 7, 8, 9, 16, 17)	1
1	1550390	GRIP	2
2	1558278	HANDLE	1
3	17D-03	NUT	4
4	1578789	PLATE ASSY	1
5	23C-632	BOLT	4
6	1314967	BUSHING	1
7	618341	BUSHING	2
8	1578779	LINKAGE	1
9	1578780	LINKAGE	1
10	1551127	PIN	2
11	1551127	PIN	2
12	1550296	LINK	2
13	1550296	LINK	2
14	1F-308	COTTER	2
15	1F-308	COTTER	2
16	302602	PIN, Roll	2
17	1558282	HANDLE	1

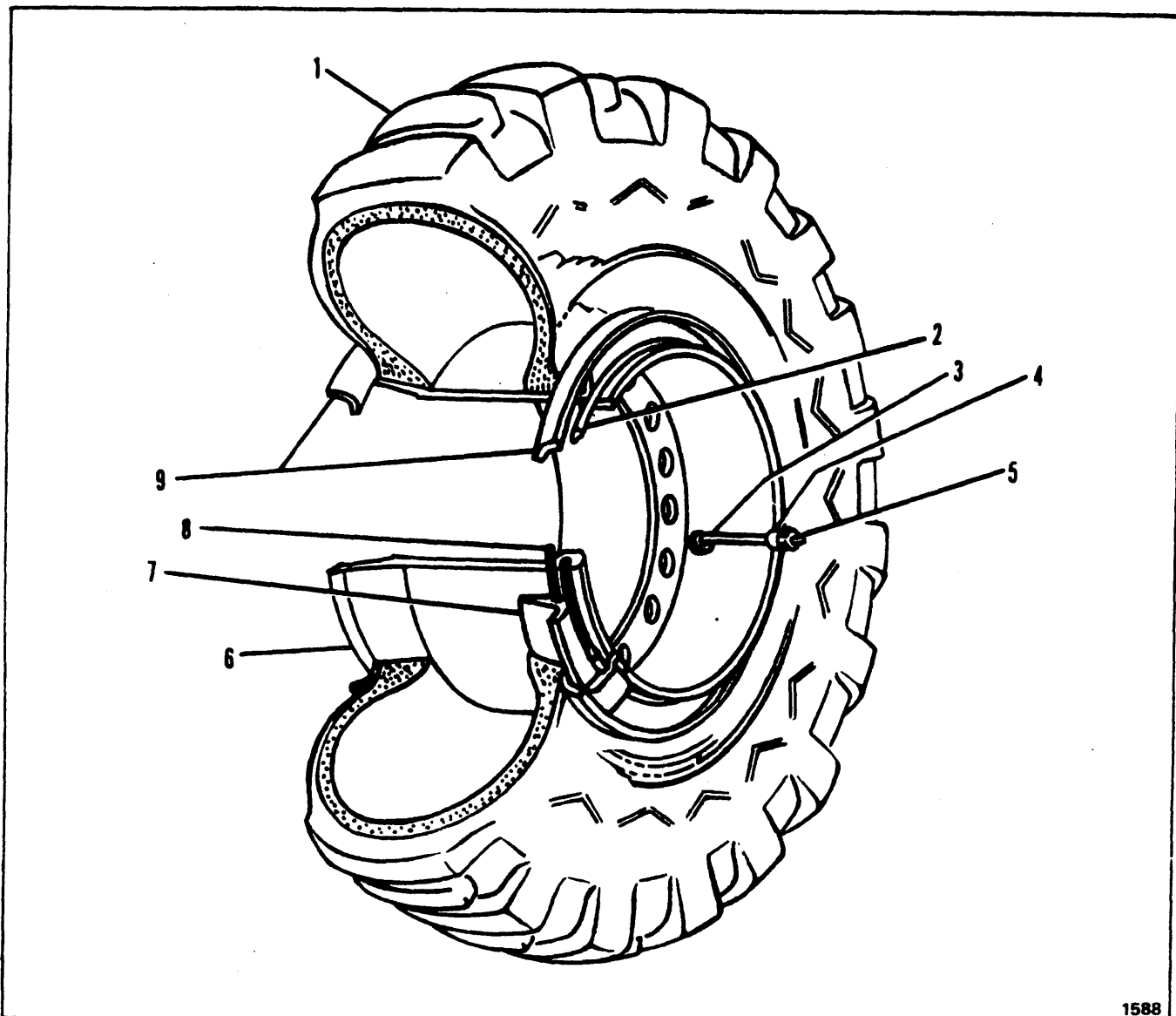
WHEN ORDERING PARTS, ALWAYS STATE MODEL AND SERIAL NO. OF MACHINE

CLARK EQUIPMENT COMPANY

**"W" GROUP
CONTENTS**

Wheel & Tire Data – Scraper	W2
Wheel & Tire Data – Tractor	W3

CLARK EQUIPMENT COMPANY



1588

WHEEL AND TIRE DATA – SCRAPER

Item	23.5 x 25	18.00 x 25	Description	Qty.
------	-----------	------------	-------------	------

NOTE: Quantities listed below are for two (2) Tire and Wheel Assemblies.

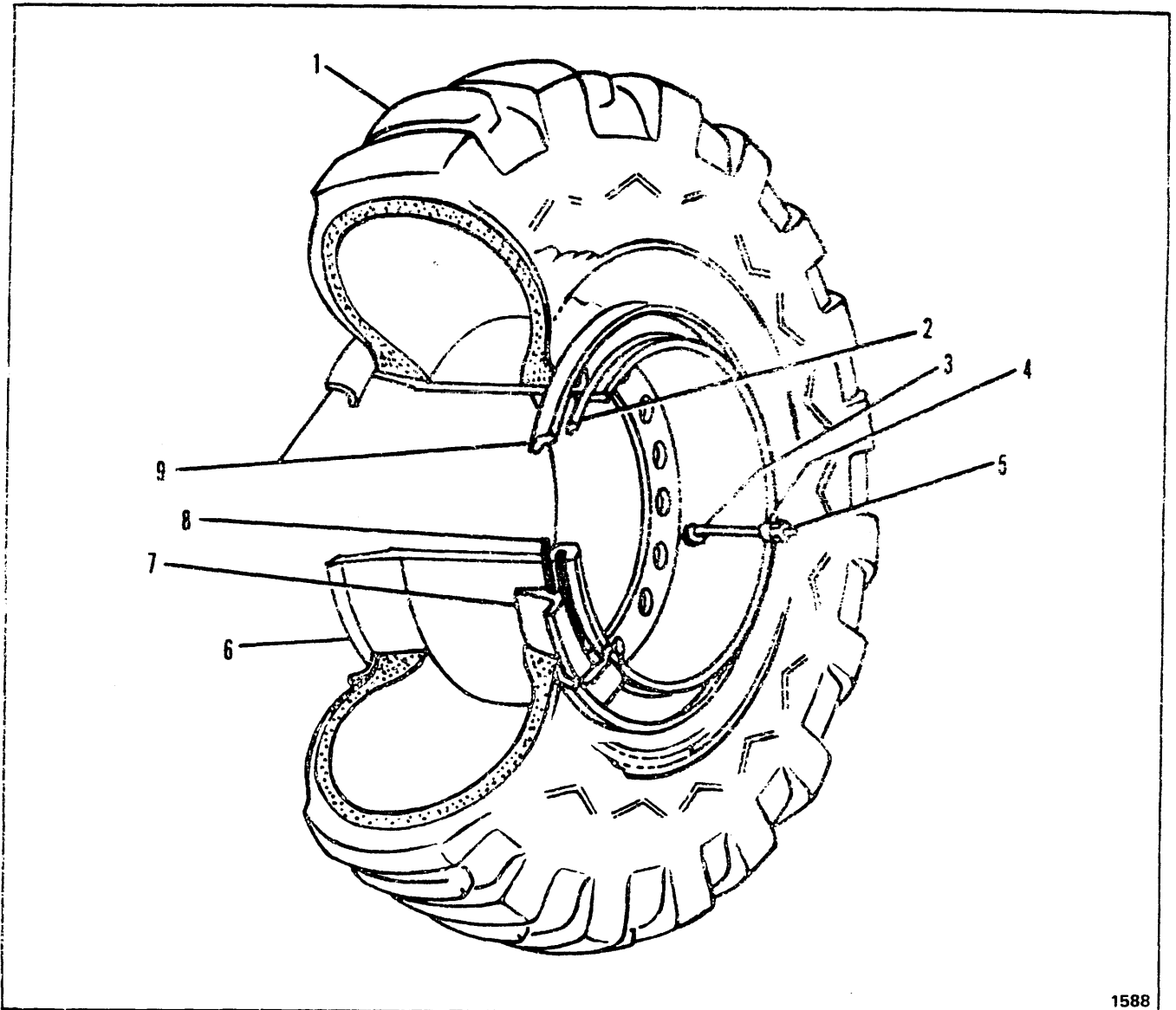
1	-----	-----	§TIRE	2
2	580274	580274	RING, Lock	2
3	509445	509445	VALVE STEM (Inc 4 & 5)	2
4	551684	551684	ADAPTER, Valve Stem	2
5	551685	551685	CAP, Valve Stem	2
6	1580637	1576075	WHEEL	2
7	553956	553956	BAND, Bead Seat	2
8	580278	580278	"O" RING	2
9	551341	551341	FLANGE	4
10	529310	529310	†PLUG, Water Filling	2
11		1551909	†VALVE	2
12		551684	†ADAPTER	2

† Not Illustrated

§ Not Sold Separately

WHEN ORDERING PARTS, ALWAYS STATE MODEL AND SERIAL NO. OF MACHINE

CLARK EQUIPMENT COMPANY



1588

WHEEL AND TIRE DATA – TRACTOR

Item	18.00 x 25	23.5 x 25	Description	Qty.
------	------------	-----------	-------------	------

NOTE: Quantities listed below are for two (2) Tire and Wheel Assemblies.

1	-----	-----	§TIRE	2
2	580274	580274	RING, Lock	2
3	509445	509445	VALVE STEM (Inc 4 & 5)	2
4	551684	551684	ADAPTER, Valve Stem	2
5	551685	551685	CAP, Valve Stem	2
6	1559735	1580638	WHEEL	2
7	553956	553956	BAND, Bead Seat	2
8	580278	580278	"O" RING	2
9	551341	551341	FLANGE	4
10	529310	529310	†PLUG, Water Filling	2

† Not Illustrated

§ Not Sold Separately

WHEN ORDERING PARTS, ALWAYS STATE MODEL AND SERIAL NO. OF MACHINE



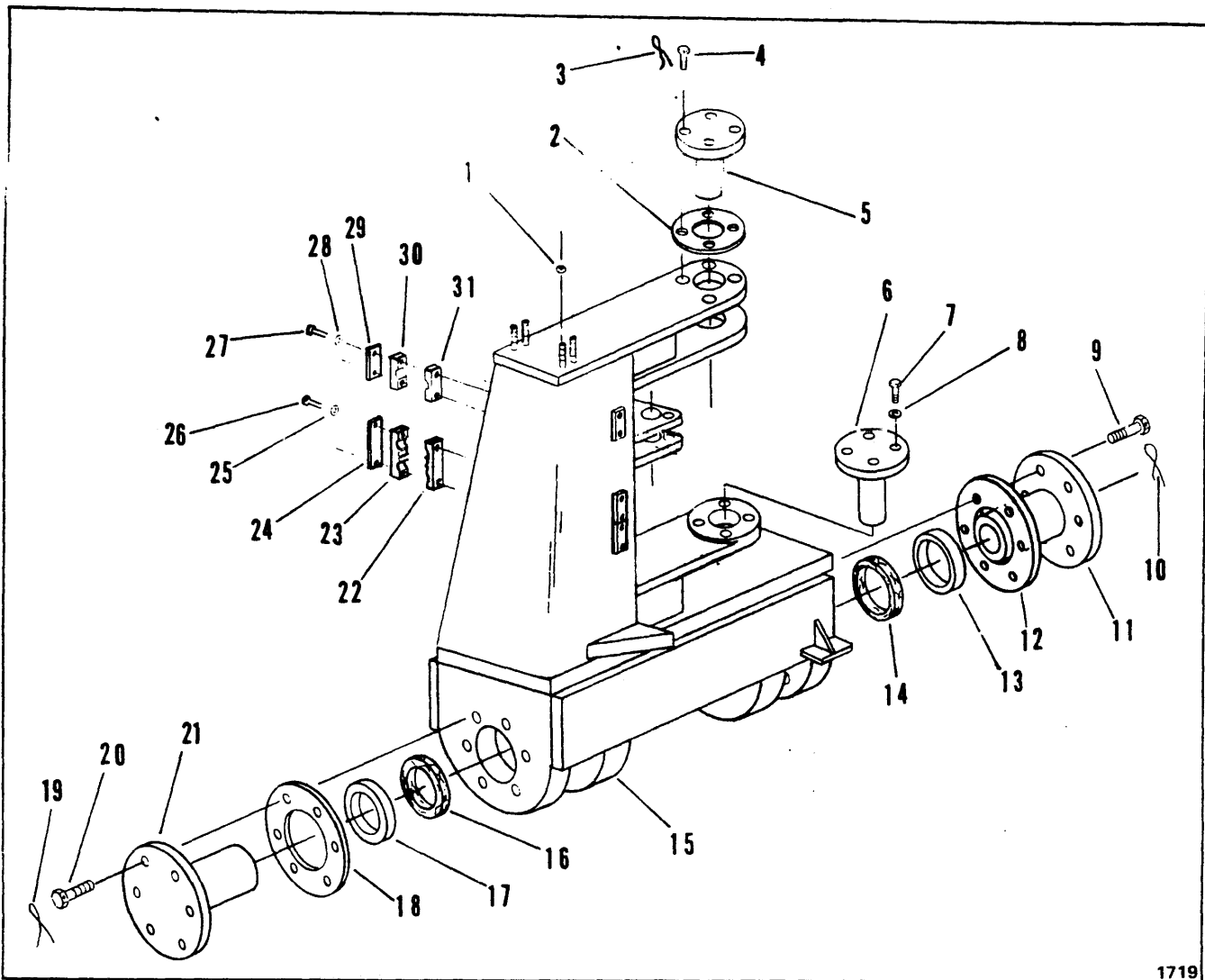
CLARK EQUIPMENT COMPANY

**"Y" GROUP
CONTENTS**

Yoke Group:

Yoke – Hitch	Y2
Yoke – Scraper	Y3

CLARK EQUIPMENT COMPANY



YOKE - HITCH

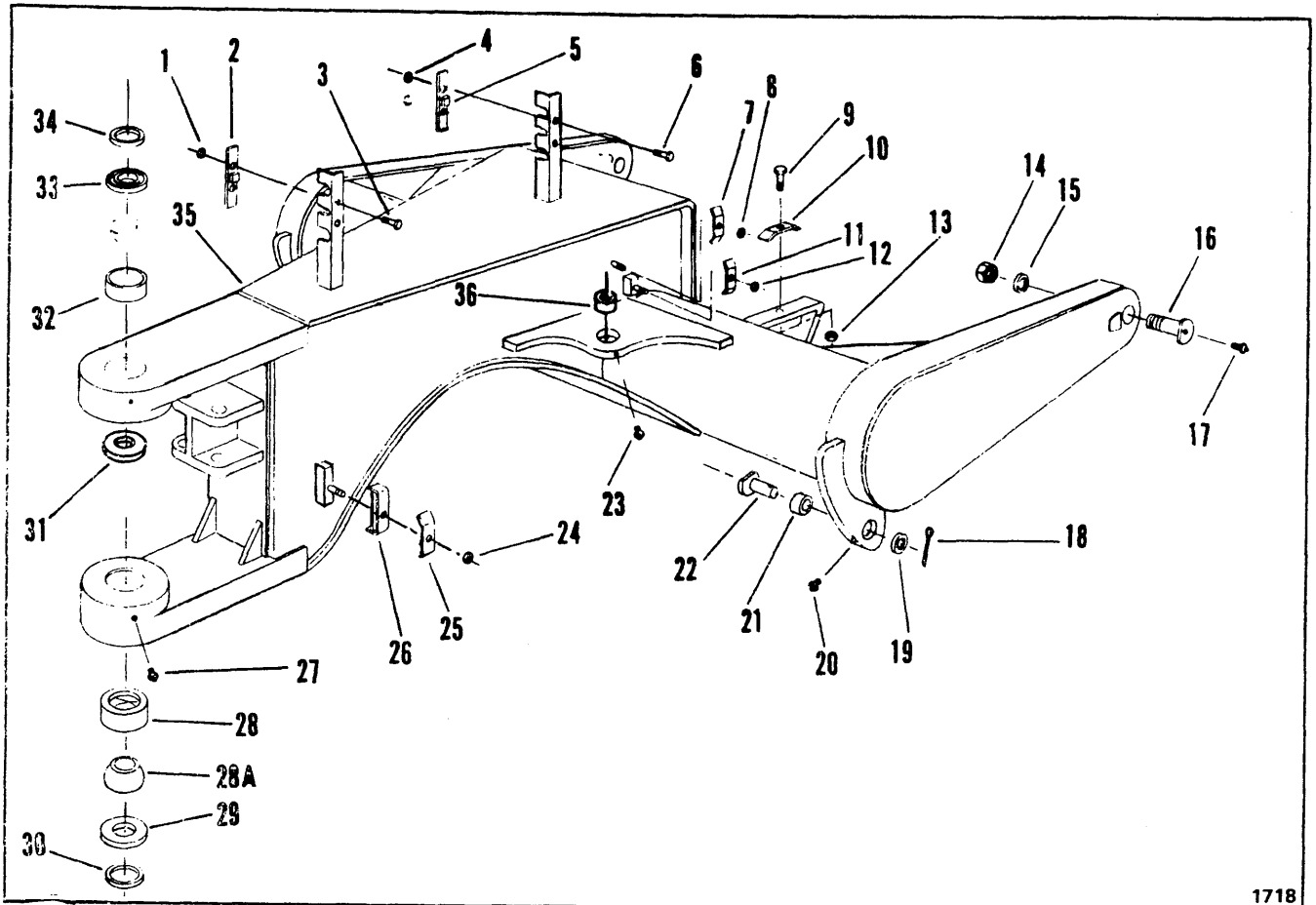
Item	Part No.	Description	Qty.
1	17D-06	NUT	4
2	1553153	‡PACK, Shim	—
3	—	‡LOCKWIRE (16 gauge)	—
4	3C-1036	BOLT	6
5	1553140	PIN	1
6	1553152	PIN	1
7	1C-1024	BOLT.....	2
8	4E-10	LKWSHR	2
9	3C-1028	BOLT	6
10	—	‡ LOCKWIRE (16 gauge)	—
11	1553140	PIN	1
12	1553153	‡PACK, Shim	—
13	1553148	PLATE, Thrust	1
14	1553147	SEAL, Felt	1
15	1553115	RECEIVER.....	1
16	1553147	SEAL, Felt	1

Item	Part No.	Description	Qty.
17	1553148	PLATE, Thrust	1
18	1553153	‡PACK, Shim	—
19	—	‡ LOCKWIRE (16 gauge)	—
20	3C-1028	BOLT, Pin to Receiver	6
21	1553140	PIN	1
22	1568305	CLAMP	1
23	1568305	CLAMP	1
24	1568641	FLAT	1
25	4E-06	LKWSHR	2
26	23C-648	BOLT.....	2
27	23C-648	BOLT.....	8
28	4E-06	LKWSHR	8
29	1567214	FLAT	4
30	1567216	CLAMP	4
31	1567216	CLAMP	4

‡As Required

WHEN ORDERING PARTS, ALWAYS STATE MODEL AND SERIAL NO. OF MACHINE

CLARK EQUIPMENT COMPANY



1718

YOKE - SCRAPER

Item	Part No.	Description	Qty.
1	17D-03	NUT	2
2	1574288	CLAMP	1
3	23C-648	BOLT	2
4	17D-03	NUT	2
5	1574288	CLAMP	1
6	23C-648	BOLT	2
7	1557395	CLAMP	1
8	17D-03	NUT	1
9	23C-640	BOLT	2
10	1557395	CLAMP	2
11	1557395	CLAMP	1
12	17D-03	NUT	1
13	17D-03	NUT	2
14	65D-24	NUT	2
15	1554832	WASHER	2
16	1554833	PIN, Yoke	2
17	10H-25	FITTING	2
18	1F-832	COTTER	2
19	25E-32	WASHER	2

Item	Part No.	Description	Qty.
20	710917	FITTING	2
21	713418	BUSHING	2
22	1562797	PIN, Cylinder	2
23	710917	FITTING	2
24	17D-03	NUT	2
25	1568304	CLAMP	2
26	1568303	CLAMP	1
27	10H-25	FITTING	1
28	1550987	BUSHING (Inc. 28A)	1
28A	1550987	BUSHING	1
29	1553149	PLATE, Thrust	1
30	1553146	SEAL, Felt	1
31	104450	SEAL	1
32	1301478	BUSHING	1
33	1553148	PLATE, Thrust	1
34	1553147	SEAL, Felt	1
35	1574016	YOKE, Scraper	1
36	1564670	BUSHING	2

WHEN ORDERING PARTS, ALWAYS STATE MODEL AND SERIAL NO. OF MACHINE

CLARK EQUIPMENT COMPANY

**"Z" GROUP
CONTENTS**

Options & Accessories Z2

CLARK EQUIPMENT COMPANY

OPTIONS AND ACCESSORIES

Item	Part No.	Description	Qty.	Item	Part No.	Description	Qty.
A	1576022	BACK-UP ALARM KIT	1	E	1575565	HEATER KIT OPTION	1
1	1542966	ALARM	2	1	1566699	HEATER ASSY PKG	1
2	1566390	SWITCH, Low Pressure	1	2	1575562	HOSE	1
3	711186	ADAPTER, Union	1	3	1575563	HOSE	1
4	1313402	ADAPTER	1	4	602297	TERMINAL BULLET	1
5	1313987	WELD STUD	1	5	516775	CONNECTOR	1
6	1574937	CONDUIT	1	6	30H-08	CLIP	3
7	1574941	BRACKET	1	7	1575564	WIRE ASSY	1
8	1575613	CABLE	1	8	1575565	INSTALLATION DWG	1
9	1575614	WIRE ASSY	1				
10	1671474	CONNECTOR	1	F	1552261	INFLATION OPTION	1
11	1736442	CABLE, Tie	16	1	1551703	CHUCK, Air	1
12	5K-208	NIPPLE	1	2	1306142	ADAPTER	1
13	17D-03	LOCKNUT	3	3	1551292	HOSE	1
14	18F-2	TEE	1	4	1306141	ADAPTER	1
15	19F-1	BUSHING	1	5	5K-216	NIPPLE	1
16	23C-624	BOLT	2	6	26F-02	ELBOW, Street	1
17	30H-39	CLIP	1	7	19F-03	BUSHING, Reducer	1
18	1575611	INSTALLATION DWG	1	8	1552261	INSTALLATION DWG	1
B	1577773	TURN SIGNAL & TAIL LIGHT KIT	1	G	1575612	PRECLEANER & BLOWER OPTION	1
1	1577832	TAIL LIGHT	4	1	514278	PRECLEANER	1
2	1574385	REFLECTOR	2	2	1566894	BLOWER ASSY (24V)	1
3	1577831	SIGNAL LIGHT	2	3	1558900	WIRE ASSY	1
4	1574381	PLATE ASSY	2	4	1569909	CLIP, Wire	2
5	1550938	BOLT.....	6	5	894777	BOLT, Self-Tapping	2
6	1671474	CONNECTOR	2	6	23C-416	BOLT.....	4
7	1578399	CONDUIT	1	7	17D-1	LOCKNUT	4
8	1574048	BOLT	4	8	1550685	RING, Black	1
9	1578400	CONDUIT	2	9	1550684	GASKET, Rubber	1
10	1575639	WIRE ASSY	1	10	516775	CONNECTOR	1
11	1575640	WIRE ASSY	1	11	1575612	INSTALLATION DWG	1
12	1G-816	BOLT	14				
13	30H-31	CLIP	8	H	1575838	LOADING LIGHT OPTION	1
14	50D-08	NUT	14	1	548008	FLOOD LIGHT	2
15	1577773	INSTALLATION DWG	1	2	1575835	BLOCK, Tapped	2
				3	1575837	WIRE ASSY	1
C	1577529	DEFROSTER FAN OPTION	1	4	18D-08	LOCKNUT	4
1	517847	DEFROSTER FAN	1	5	4E-08	LKWSHR	2
2	1570012	PLATE	1	6	23C-816	BOLT	2
3	655629	FLATWASHER	4	7	1575834	ANGLE	2
4	1569680	WIRE ASSY	1	8	1575838	INSTALLATION DWG	1
5	516775	CONNECTOR	1				
6	602297	TERMINAL BULLET	1	J	1573040	TOOL BOX OPTION	1
7	30H-08	CLIP, Insulated	8	1	1573037	TOOL BOX	1
8	894777	LOCKSCREW	8	2	1573448	BRACE	2
9	1577529	INSTALLATION DWG	1	3	23C-618	BOLT	4
				4	17D-03	LOCKNUT, nylon insert	4
D	1578305	DOME LIGHT OPTION	1	5	619024	FLATWASHER	4
1	1569947	DOME LIGHT	1	6	1573040	INSTALLATION DWG	1
2	1550730	WIRE ASSY	1				
3	1307187	GROMMET	1	K	1575901	CURB BIT KIT	1
4	85G-612	BOLT	3	1	1575602	CURB BIT, L.H.	1
5	1578304	PLATE	1	2	23C-1248	BOLT	6
6	50D-06	LOCKNUT	3	3	4E-12	LKWSHR	6
7	30H-08	CLIP, Insulated	8	4	61D-12	HEXNUT	6
8	894777	LOCKSCREW	8	5	1575603	CURB BIT, R.H.	1
9	1575404	WIRE ASSY	1	6	1576006	INSTALLATION DWG	1
10	1578305	INSTALLATION DWG	1				

WHEN ORDERING PARTS, ALWAYS STATE MODEL AND SERIAL NO. OF MACHINE

CLARK EQUIPMENT COMPANY

NUMERICAL INDEX

Part Number	Page	Part Number	Page	Part Number	Page	Part Number	Page
100941	A11	110559	A 7	119853	A 7		A 9
			A 9		A 9	125436	A 7
100970	A 3	110571	S13	119889	A 7		A 9
101196	A11	110656	A 7		A 9	125438	A 5
101204	A11	111437	A13	119931	A 7		A 7
101223	A11	111646	A13		A 9		A 9
101224	A11	111656	A 5	119983	A 3	125492	A13
101225	A11		A 9	120218	A 7	125493	A13
101409	A13	111696	B 4		A 9	125496	A13
101411	A13	111721	A11	120430	A 9	125497	A13
101424	A13	111735	A13	120546	A 3	125596	A 9
102313	A 3	111965	E13	120707	A 7	125602	A 9
102314	A 3	112278	A 3		A 9	125768	A 9
102359	A13		A 7	120771	A 5	152676	E13
102360	A13		A 9	121062	A 7	191545	A 7
102745	C 7	112292	A11		A 9	192285	A 9
	T 3	112295	A 7	121166	A 3	192458	A13
103216	A 3		A 9	121214	A 7	200216	F10
103522	A 7	112587	A 7	121237	A11		H 5
	A 9		A 9	121773	A 7	201401	E17
104168	A11	112911	A11		A 9		T10
104412	A 5	112923	A13	121781	A 7	201951	C 7
	A 7	113124	A13		A 9		T 3
	A 9	113289	A 7	121790	A 3	202321	F10
104450	F 9		A 9	121792	A 3		H 5
	Y 3	113292	A 7	122015	A11	206864	C 7
104471	A11		A 9	122443	A13	209560	T 7
104645	B 5	114351	A11	122559	A 7	209968	E25
106206	A11	114352	A11		A 9	214118	T 3
106350	A 3	114353	A11	122701	A 7	214269	C 7
106352	A 3	116584	A14	123270	A 3	214295	T 3
106355	A14	117044	A11	123276	A11	214596	C 7
106357	A14	117105	A11	123746	A13	214730	C 7
106358	A14	117225	A 7	123748	A11	214923	C 7
106359	A14		A 9	123831	A11	214928	C 7
106457	A 7	117336	A 7	123844	A 3	214929	C 7
	A 9		A 9	123847	A 3	214932	C 7
106547	A 7	117448	A 7	123848	A 3	214933	C 7
	A 9		A 9	123849	A 3	214935	T 3
106572	A 3	117505	A14	123851	A13	214937	C 7
106656	A 9	118478	A11	123855	A 3	214939	C 7
106762	A 3	118479	A11	123856	A 3	214942	C 7
	A13	118786	A 7	123860	A 3	214943	C 7
106998	A 7		A 9	123947	A 9		C10
	A 9	119021	A14	123987	A 7	214946	C 7
107348	A 3	119141	A 5		A 9		C10
107477	A11		A 7	124095	A 3	214949	C 7
107481	A11		A 9	124543	A 5	214950	C 7
107482	A11	119209	A 7		A 7	214953	C 7
107483	A11	119211	A 7		A 9	214954	C 7
109389	A13	119213	A 7	124999	B 6	214955	C 7
110305	A 5	119469	A 3	125006	B 7	214956	C 7
	A 7		A 7	125122	A 7	214985	C 7
110523	A11		A 9	125248	A 7		T 3

WHEN ORDERING PARTS, ALWAYS STATE MODEL AND SERIAL NO. OF MACHINE

CLARK EQUIPMENT COMPANY

NUMERICAL INDEX

Part Number	Page	Part Number	Page	Part Number	Page	Part Number	Page
214988	C 7		T 7	230968	T 7	231904	C 7
215183	T 5	224083	A11	231038	H19	231905	C 7
	T 7		T 5		T 3	232076	T 7
215190	T 5		T 7	231040	T 3	232081	T 7
	T 7	224106	T 5	231048	T 3	232088	T 5
	T 9	224172	T 7	231056	T 3		T 7
215502	E23	224203	T 7	231058	T 3	232089	T 5
	H17	224368	C 7	231090	T 7		T 7
215757	T 3		C10		T 9	232147	V 7
215909	C 7	224369	C 7	231176	T 7	232405	T 7
216058	A13		C10	231193	T 7	232451	T 7
216268	C 7	224466	C 7	231239	T 7	232452	T 7
216914	C 7		C10	231241	T 5	232535	C 7
217407	T 3	224771	T 5		T 7	232655	V 7
217408	T 3		T 7	231252	T 5	232656	V 7
217657	V 7		T 9	231390	T 3	232660	V 7
219370	T 3	224772	T 5	231405	T 5	232784	V 7
219373	T 3		T 7	231406	T 5	232786	V 7
220079	T 7		T 9	231554	C 7	232787	T 3
220872	T 5	224774	T 5	231606	T 3		V 7
220965	B 4		T 7	231612	T 3	232788	T 3
220968	B 4		T 9	231618	T 3		V 7
220969	B 4	225601	T 3	231619	T 3	232810	T 7
220983	C 7	225603	T 3	231620	T 3		T 9
	C10		T 5	231621	T 3	232811	T 5
	V 7	225930	C 7	231624	T 3	232908	T 7
221653	C 7	228685	C 7		T 7	232910	T 5
221992	P 3	228953	T 5	231628	T 3	232911	T 3
222006	C 7	229566	C 7	231629	T 3		T 7
222067	T 3	229729	E11	231630	T 3	232912	T 5
222079	C 7		V 7	231632	T 7	232913	T 5
222179	T 5	230502	C 7	231633	T 3		T 9
222312	C 7		C10	231634	T 3	232914	T 3
	C10	230822	T 5	231635	T 3	232916	T 5
222318	C 7		T 7	231636	T 3	232917	T 5
	C10	230829	T 5	231639	T 7	232918	T 3
222960	T 5	230850	T 5	231646	T 7	232919	T 7
223349	T 7		T 7	231647	T 7	232920	T 7
223862	A13		T 9	231687	T 7	232921	T 7
223874	T 5	230851	T 3	231727	C10	232922	T 5
223877	T 5	230857	T 5	231749	T 5	232924	T 5
223881	T 7		T 7	231775	T 7	232927	T 3
223901	C 7		T 9	231776	T 7	232928	T 3
	T 3	230860	T 5	231777	T 7	232930	V 7
223925	T 3	230886	T 7	231779	T 7	232935	V 7
224009	C 7	230888	T 7	231780	T 7	233056	C 7
224023	A 7	230889	T 7	231782	T 3	233058	C 7
	A 9	230900	T 3	231798	T 3	233059	C 7
224026	C 7	230906	T 5	231818	T 5	233060	T 5
	T 3	230911	T 9	231848	T 5	233092	C 7
224031	A 3	230921	T 3	231849	T 5	233128	C 7
224039	C 7	230952	T 7	231850	T 5	233166	T 5
224065	T 5	230954	T 5	231851	T 5		T 7

WHEN ORDERING PARTS, ALWAYS STATE MODEL AND SERIAL NO. OF MACHINE

CLARK EQUIPMENT COMPANY

NUMERICAL INDEX

Part Number	Page	Part Number	Page	Part Number	Page	Part Number	Page
	T 9	547852	N 2	618341	V 8	675259	A11
233222	V 7	548008	Z 2	619018	T 3	675260	A11
233389	T 5	548074	S13	619019	B10	675262	A11
233488	T 7	548088	S 9	619024	B10	675263	A11
233598	C 7	551244	S 9		Z 2	675265	A11
	P 3	551341	W 2	619032	P 3	675613	R 2
	T 3		W 3	620559	B 9	692450	R 2
233702	T 5	551684	W 2		S 5	699009	B 3
233839	C 7		W 3	626073	S 3	710092	T 5
233840	C 7	551685	W 2	626582	B 9	710749	T 7
234503	C 7		W 3	645095	B10	710777	P 7
234833	T 5	551906	C 7	648334	A13	710917	Y 3
234868	T 7		C10	652402	S 9	710990	A 5
235057	C 7		H17	652448	S 9	711186	Z 2
283565	T 3	552161	P 3	653967	E11	711257	R 3
283729	C 7	553956	W 2	654154	E13		B 9
302602	V 8		W 3	654602	F 7	711298	C 7
356612	B11	554843	H 5	654613	T 5	711328	H19
420262	R 2	556703	E23		T 7	711368	A 5
425413	B 9	559194	H17	654722	F 7	711406	F 3
427101	B 9	559645	H19	655629	Z 2	712093	E 5
450249	H17	563693	H17	658038	T 5		E 9
507068	E27	569070	R 2	659041	V 3	713186	C 7
507070	H13	569694	C 3		V 5	713418	Y 3
509445	W 2	571609	R 2	659624	B 9	730335	V 3
	W 3	573938	H11	659648	V 7		V 5
514278	Z 2	574302	R 2	660178	C 7	731160	T 5
515425	E22	580239	B 9		C10		T 7
516775	Z 2	580274	W 2	660181	E13	731284	E13
517089	H19		W 3	661564	H19	742240	T 5
517847	Z 2	580278	W 2	662647	V 3	742262	A 7
523921	E13		W 3	662739	A 5		A 9
524209	E11	581063	E11	663091	H13	742263	A 7
526676	H17	583458	E11	663092	H 7		A 9
527684	B 9		E23		H 9	743035	C 7
529310	W 2	584501	R 2		H11	743039	T 3
	W 3	584502	R 2		H15	743439	C 7
531684	E13	584891	E11	663093	H 9	743816	C 8
	H13	585884	H17		H11		C 9
539042	E22	587493	H17		H15	763143	E 3
539763	H17	593027	B 5	664140	P 3		E 7
540103	R 2	593028	B 5		V 7	763322	H11
540104	R 2	593275	B 9	665199	E20	774024	A 7
540108	R 2	593297	R 2		F 5		A 9
540129	H17	593388	B 9	666542	C 7	774025	A 7
540130	H11	595086	H17	666697	T 5		A 9
	H15	600259	E 3	666847	H17	774458	H11
540797	E22		E 7	666888	E25		H15
542646	E11	601390	E 5	667279	A13	775561	H19
544998	B 5		E 7	667290	H17	786207	E25
	B10	602297	Z 2	672202	L 3	791855	E 5
545005	B 5	616792	E13	675252	A11	799019	H11
547851	N 2		P 3	675254	A11		H15

WHEN ORDERING PARTS, ALWAYS STATE MODEL AND SERIAL NO. OF MACHINE

CLARK EQUIPMENT COMPANY

NUMERICAL INDEX

Part Number	Page	Part Number	Page	Part Number	Page	Part Number	Page
799087	S11	944054	B10		B 7	955321	B11
799119	S 5	944404	E21	947934	B 6	955323	B11
799759	S 5	944810	E21		B 7	955326	B11
799804	V 5	944872	S 9	947935	B 6	960134	S 5
801346	P 3	944968	B10		B 7	960136	S 5
801780	C 7	944969	B10	948143	S 2	960138	S 5
801878	C 7	944982	S 2	948144	S 2	960536	V 5
816039	A 7	945029	B11	948362	P 2	990022	E21
840469	B 6	945034	B11	948370	H11	990543	S13
	B 7	945035	B11	948983	E23	992648	E23
840476	B 6	945036	B11		H 4	992714	P 2
	B 7	945037	B11	949056	E23	994200	S13
852333	S13	945038	B11	949060	S13	1011127	B 3
857933	B11	945040	B11	949061	S13		B 9
858197	P 2	945041	B11	949062	S13	1301478	F 9
862652	B10	945042	B11	949064	S13		Y 3
862653	B10	945043	B11	949065	S13	1306005	E17
862655	B10	945044	B11	949077	V 3	1306141	Z 2
862656	B10	945047	B 4		V 5	1306142	Z 2
862738	B10	945051	B 4	949079	V 3	1306622	H13
863364	R 2	945798	S 5		V 5	1307116	S 4
866348	B10	945804	S 5	949081	V 3	1307187	Z 2
866349	B10	946394	P 8		V 5	1309830	P 5
868744	A 3	946395	P 8	949082	V 3		P 7
872382	P 2	946397	P 8		V 5	1309831	P 5
872712	B 4	946400	P 8	949083	V 3		P 7
886285	E21	946401	P 8		V 5	1310121	E11
886287	E21	946403	V 5	949084	V 3	1310700	E 7
886719	B 4	946636	P 8		V 5	1311154	B 9
891046	P 2	946860	E21	949085	V 3		R 2
891047	P 2	947084	B 9		V 5	1312337	H17
892129	E21		S 5	949086	V 3	1313402	Z 2
	E23	947166	B 9		V 5	1313683	A 5
892130	E21		S 5	949087	V 3	1313987	Z 2
892191	E21	947329	S 5		V 5	1314713	T 5
892192	E21	947740	B11	949088	V 3	1314967	V 8
892193	E21	947746	V 3		V 5	1315140	P 5
892194	E21		V 5	949089	V 3		P 7
892195	E21	947752	V 3		V 5	1315447	T 5
892287	B11		V 5	949090	V 5	1318334	A 3
892844	E21	947926	B 6	949092	V 3	1318335	A 3
892845	E21		B 7		V 5	1318336	A 3
892851	P 2	947927	B 6	949093	V 3	1318337	A 3
894777	Z 2		B 7		V 5	1319393	H19
896152	H 4	947928	B 6	949095	E23	1319451	E 5
896153	H 4		B 7	949096	E23		E 7
898706	P 8	947930	B 6	949098	E23	1319452	E 5
940229	P 2		B 7	949173	E15		E 7
941226	B10	947931	B 6	949174	E15	1320110	E19
941227	B10		B 7	949175	E15	1320112	P 5
941238	B10	947932	B 6	949176	E15	1502811	F10
942405	B 4		B 7	952547	P 2	1503012	C 8
943957	F10	947933	B 6	954597	S13		C 9

WHEN ORDERING PARTS, ALWAYS STATE MODEL AND SERIAL NO. OF MACHINE

CLARK EQUIPMENT COMPANY

NUMERICAL INDEX

Part Number	Page	Part Number	Page	Part Number	Page	Part Number	Page
1503018	C 8	1550569	S 5		H15	1556801	E25
	C 9	1550570	S 5	1553115	Y 2	1557108	S 7
1503463	C 8	1550571	S 5	1553140	Y 2	1557116	S 7
	C 9	1550573	S 5	1553146	Y 3	1557153	F10
1505580	B 9	1550584	S 5	1553147	Y 2	1557395	Y 3
1507422	N 2	1550585	S 5		Y 3	1557471	H17
1507663	S 2	1550684	Z 2	1553148	Y 2	1557540	F 9
1511520	H 9	1550685	Z 2		Y 3	1557908	F 7
	H11	1550730	Z 2	1553149	Y 3	1557962	F10
	H15	1550756	F 3	1553152	Y 2		H 5
1511521	H11	1550813	E21	1553153	Y 2	1558161	H11
	H13	1550843	L 3	1553690	E20	1558167	F 7
	H15	1550844	L 3	1553883	F 7	1558278	V 8
1511522	H11	1550847	S 5	1553884	F 7	1558282	V 8
	H15	1550864	H 5	1553885	F 7	1558441	L 3
1520748	E20	1550899	B 9	1553886	F 7	1558442	L 3
	F 7	1550934	B 9	1553887	F 7	1558443	L 3
1522452	E22	1550935	B 9	1554832	F 7	1558444	L 3
1522455	E22	1550938	S 7		Y 3	1558445	L 3
1522782	E22		S 9	1554833	F 7	1558446	L 3
1526006	E11		Z 2		Y 3	1558447	L 3
1527276	R 2	1550948	F 5	1554856	F 7	1558449	L 3
1527543	B 5	1550951	E20	1554857	F 7	1558450	L 3
1530004	E22	1550963	E11	1554860	L 3	1558451	L 3
1530078	S 9	1550987	Y 3	1555455	E11	1558452	L 3
1533614	H17	1551007	E25		S 7	1558453	L 3
1536340	S 5	1551008	E11	1555766	F 5	1558644	F10
1537354	B 9		S 7	1555785	E20	1558645	F10
1539031	E 5	1551009	S 7	1555844	F 5	1558674	H 5
1542571	S13	1551022	B 9	1555857	E20	1558821	E11
1542966	Z 2	1551024	L 3		F 5		S 7
1545617	E11	1551025	L 3	1555872	E20	1558900	Z 2
1547050	F10	1551126	V 3	1555882	E20	1558910	E11
1549444	S 5		V 5		F 5	1559735	W 3
1550092	S 5	1551127	V 8	1555893	E20	1559738	F 9
1550094	S 5	1551175	V 3	1555899	E20	1560944	F 7
1550095	S 5		V 5	1555901	E20	1560945	F 7
1550135	C 3	1551292	Z 2	1556395	F 3	1561001	E13
1550296	B 5	1551321	B 3	1556401	F 3	1561002	F 7
	V 8		B 9	1556402	F 3	1562382	E13
1550385	V 3	1551703	Z 2	1556403	F 3	1562531	H11
	V 5	1551739	H11	1556715	S11		H15
1550390	V 8	1551751	B 9	1556719	S11	1562536	H 7
1550481	V 3		E11	1556722	S11		H11
	V 5	1551909	W 2	1556724	S11	1562537	H 7
1550482	V 3	1552013	A 5	1556726	S11	1562566	H17
	V 5	1552023	E20	1556729	S11	1562797	E20
1550483	V 3	1552069	F 7	1556730	S11		F 5
	V 5	1552070	F 7	1556734	S11		F 7
1550498	V 3	1552074	F 7	1556794	E25		Y 3
	V 5	1552261	Z 2	1556797	E25	1563274	A 5
1550519	B 9	1552279	A 5	1556798	E25	1563277	A 5
1550567	S 5	1552293	H11	1556800	E25	1563278	E13

WHEN ORDERING PARTS, ALWAYS STATE MODEL AND SERIAL NO. OF MACHINE

CLARK EQUIPMENT COMPANY

NUMERICAL INDEX

Part Number	Page	Part Number	Page	Part Number	Page	Part Number	Page
	H13	1564684	E 3	1567154	B 9		E13
1563297	C 3	1564688	H 9	1567157	B 9	1573309	F 7
1563298	H19	1564689	E27	1567162	B 9	1573366	F 5
1563299	H19	1564690	H 9	1567164	H11	1573369	F 5
1563758	N 2	1564692	F 7	1567182	B 3	1573448	Z 2
1563766	N 2	1564698	S 9		B 9	1573458	F 7
1563772	E25	1564705	H13	1567189	B 3	1573459	T10
1564251	H17	1564720	H15	1567200	B 9	1573460	T10
1564317	C 3	1564721	H11	1567214	Y 2	1573528	F 7
	S 7	1564725	B 3	1567216	H11	1573567	E27
1564600	H19	1564726	B 3		Y 2	1573568	E27
1564604	E11		B 9	1567400	S 9	1573570	E27
1564608	E23	1564727	B 9	1567401	S 9	1573575	F 5
1564610	P 5	1564729	B 9	1567402	S 9	1573619	F 5
1564612	C 8	1564730	B 9	1567631	P 3	1573628	F 5
	C 9	1564731	B 9	1567943	H11	1573633	E13
1564615	E 3	1564735	H13	1567944	H11	1573634	F 5
	E 7	1564762	S13	1567980	N 2	1573636	F 7
1564616	E 3	1564776	E 5	1568303	Y 3	1573651	P 2
	E 7		E 9	1568304	Y 3	1573684	S 3
1564617	E 3	1564782	E13	1568305	Y 2	1573685	F 7
	E 7	1564790	E15	1568641	Y 2	1573694	E22
1564618	E 3	1564812	H11	1568661	H17	1573697	S 9
	E 7	1564813	H11	1568668	A 5	1573698	E22
1564619	E 3		H15	1568675	E11	1573710	E25
1564620	E 3	1564814	H15	1568681	P 3	1573713	E25
1564621	E 3	1564817	V 3	1568684	B 9	1573714	E25
1564622	E 3	1564818	P 8	1569154	E20	1573716	E25
1564623	E 3	1564822	H15	1569520	C 8	1573717	E25
1564624	E 3	1564841	H 9		C 9	1573719	E25
1564625	E 3	1564843	E17	1569680	Z 2	1573720	S 3
1564626	R 2	1565036	F 9	1569909	Z 2	1573721	S 3
1564627	R 2	1565109	H17	1569947	Z 2	1573722	S 3
1564629	H11	1566152	F 3	1569959	C 3	1573723	S 3
1564631	H 9	1566390	Z 2	1570012	Z 2	1573742	S 9
1564633	H13	1566428	V 3	1571503	H 5	1573743	S 7
1564634	H11		V 5	1571717	H13	1573766	P 2
	H15	1566481	E15	1571804	C 9	1573790	F 7
1564635	H11	1566619	H 4	1571812	C 8	1573854	C 3
	H15	1566622	H 4	1572738	F 9	1573856	C 3
1564650	E17	1566699	Z 2	1572836	F 7	1573858	C 3
1564668	E 5	1566701	P 8	1572837	F 7	1573869	C 3
1564670	C 9	1566705	P 8	1572890	F 7	1573877	C 3
	S11	1566712	P 8	1572977	C 3	1573917	C 3
	Y 3	1566713	P 8	1572978	C 3	1573933	C 3
1564671	E11	1566872	S 5	1572979	C 3	1573946	C 3
1564674	S 9	1566894	Z 2	1573037	Z 2	1574005	S 7
1564678	E 5	1566955	H13	1573040	Z 2	1574016	Y 3
1564679	E 3	1566956	H17	1573067	S 7	1574045	F 9
1564680	E 3	1566959	H13	1573255	R 2	1574047	F 9
	E 7	1567065	H 4	1573256	S 7	1574048	S 2
1564682	E 3	1567066	H 4	1573257	S 7		Z 2
1564683	E 3	1567152	B 9	1573286	A 3	1574072	S 7

WHEN ORDERING PARTS, ALWAYS STATE MODEL AND SERIAL NO. OF MACHINE

CLARK EQUIPMENT COMPANY

NUMERICAL INDEX

Part Number	Page	Part Number	Page	Part Number	Page	Part Number	Page
1574101	A 5	1575015	C 9	1575325	B 3	1576821	E 7
1574253	E13	1575016	C 9	1575329	S 9	1576833	R 2
1574254	E13	1575021	C 8	1575333	S 9	1576977	H13
1574255	E13		C 9	1575345	F 10	1576978	H13
1574262	C 3	1575023	C 8	1575355	S 9	1576996	H13
1574263	C 3		C 9	1575358	F 7	1576997	H13
1574288	Y 3	1575024	C 8	1575359	F 7	1577003	P 2
1574308	B 3		C 9	1575366	F 7	1577267	N 2
	B 9	1575025	C 8	1575403	S 9	1577290	E17
1574381	Z 2		C 9	1575404	Z 2	1577338	E17
1574385	Z 2	1575027	C 8	1575443	H13	1577347	E17
1574403	S 7		C 9	1575450	C 3	1577354	E17
1574407	B 9	1575082	E13	1575462	F 7	1577383	N 2
1574420	T10	1575083	E13	1575463	F 7	1577404	E13
1574450	E 3	1575102	E13	1575551	S 7	1577437	E17
1574483	F 7	1575106	C 8	1575556	S 7	1577442	F 7
1574492	E13	1575107	C 8	1575562	Z 2	1577490	P 5
1574533	S 9	1575112	H11	1575563	Z 2		P 7
1574554	F 7		H15	1575564	Z 2	1577492	E19
1574555	F 7	1575114	H11	1575565	Z 2	1577496	E19
1574602	F 9		H15	1575602	Z 2	1577497	E19
1574612	A 5	1575117	H13	1575603	Z 2	1577504	E13
1574614	A 5	1575122	T10	1575611	Z 2	1577529	Z 2
1574615	A 5	1575132	S 7	1575612	Z 2	1577531	E19
1574627	F 7	1575134	F 7	1575613	Z 2	1577552	V 3
1574643	E13	1575135	T10	1575614	Z 2		V 5
1574730	S 9	1575138	T10	1575639	Z 2	1577553	V 3
1574782	H13	1575159	E13	1575640	Z 2	1577554	V 3
1574814	F 5	1575164	E13	1575820	E13	1577555	V 3
1574832	E17	1575173	E13	1575821	E13	1577556	V 3
1574841	E15	1575187	B 3	1575834	Z 2	1577559	E13
1574842	E15	1575188	B 3	1575835	Z 2	1577561	E13
1574843	E15	1575189	H 7	1575837	Z 2	1577568	E 5
1574844	E15	1575194	H 7	1575838	Z 2	1577574	V 3
1574845	E15	1575219	B 5	1575901	Z 2		V 5
1574846	E15	1575220	S 7	1575905	H15	1577575	V 3
1574847	E15	1575236	S 7	1575906	H15		V 5
1574848	E15	1575239	H11	1575907	H15	1577602	H 4
1574849	C 3		H15	1575912	E 5	1577604	P 2
1574850	S 7	1575240	H11	1575931	E17	1577605	P 2
1574859	S 7		H15	1575933	E17	1577606	P 2
1574861	S 9	1575243	S 7	1576006	Z 2	1577607	P 2
1574862	E 3	1575246	S 9	1576022	Z 2	1577608	P 2
	E 7	1575257	S 7	1576032	F 7	1577610	P 2
1574902	S 7	1575271	E20	1576059	E13	1577635	C 8
1574905	H17	1575302	H 9	1576075	W 2		C 9
1574908	H17	1575304	H 9	1576160	H 5	1577648	P 8
1574910	H17	1575309	H 7	1576229	C 8	1577684	S13
1574918	C 3	1575310	H 7		C 9	1577685	S13
1574927	C 3	1575318	H 9	1576724	E 7	1577686	S13
1574937	Z 2	1575320	H 9	1576774	E 3	1577687	S13
1574941	Z 2	1575323	H 9	1576794	E25	1577688	S13
1574948	C 3	1575324	B 3	1576819	E 3	1577689	S13

WHEN ORDERING PARTS, ALWAYS STATE MODEL AND SERIAL NO. OF MACHINE

CLARK EQUIPMENT COMPANY

NUMERICAL INDEX

Part Number	Page	Part Number	Page	Part Number	Page	Part Number	Page
1577690	S13	1578784	S 7	1579830	F 7	3575212	S13
1577693	S13	1578789	V 8	1579891	E 7	3679734	E23
1577694	S13	1578796	V 8	1579892	E 7	5201861	P 5
1577695	S13	1578882	A 5	1579893	E 7		P 7
1577696	S13	1578918	F 5	1579912	E 7	5201879	E19
1577698	S13	1578925	E20	1579913	E 7	5201880	E19
1577700	S13	1578931	F 7	1579917	E 7	5290493	F 5
1577719	S13	1578933	F 7	1579927	E 9	6518414	E19
1577720	S13	1578934	F 7	1579928	E 9	6518416	E19
1577721	S13	1578937	F 7	1579929	E 9	6518417	E19
1577723	S13	1578938	F 7	1579932	E 7	6518418	E19
1577738	E 5	1578943	E20	1579933	E 7		P 5
1577769	H11	1578983	V 5	1579935	E 7	6518420	E19
1577773	Z 2	1579008	E13	1579936	E 7	6518421	E19
1577831	Z 2	1579111	T10	1579937	E 7	6518423	E19
1577832	Z 2	1579117	E19	1580450	R 2		P 5
1577841	E19	1579119	P 7	1580459	R 2		P 7
1577842	P 5	1579133	E27	1580472	E 9	6518424	E19
	P 7	1579134	H 3	1580588	F 5	6518444	P 5
1577843	P 5	1579196	F 9	1580637	W 2		P 7
	P 7	1579208	H13	1580638	W 3	6518445	P 5
1577844	P 5	1579211	H13	1580648	H 3		P 7
1577860	S 7	1579272	E13	1580649	H 3	6518449	P 5
1577912	H11	1579309	A 5	1580650	H 3	6518452	E19
	H15	1579322	A 5	1580651	H 3	6518454	P 5
1577986	H13	1579394	E13	1580652	H 3	6518455	P 5
1578130	H 4	1579395	E13	1580653	H 3		P 7
1578304	Z 2	1579396	E13	1580654	H 3	6518456	P 5
1578305	Z 2	1579420	E13	1580655	H 3		P 7
1578310	E11	1579480	E13	1580769	H17	6518460	E19
1578376	F 9	1579583	E13	1580770	H17		P 5
1578399	Z 2	1579586	E13	1580898	A 3		P 7
1578400	Z 2	1579603	F10	1580992	A 5	6518462	E19
1578450	E27	1579675	E13	1580998	S13		P 5
1578660	B 3	1579678	E19	1581051	S13		P 7
1578662	B 3	1579692	P 7	1614188	E23	6518468	E19
1578663	B 3	1579698	T 3	1669846	E23	6518469	E19
1578666	B 3	1579699	T 3	1671474	Z 2	6518470	E19
1578677	S 7	1579713	E19	1718767	E 3	6518471	E19
1578679	S 7	1579714	E19	1727552	E21	6518472	E19
1578692	S 7	1579715	P 7	1736442	Z 2	6518473	P 5
1578695	S 7	1579716	P 7	1782699	E 3		P 7
1578719	B 9	1579717	P 7		E 9	6518474	P 5
1578720	B 9	1579718	P 7	1900453	H11		P 7
1578721	B 9	1579719	P 7	1990274	E27	6518475	P 5
1578722	B 9	1579722	E 7	3575194	S13	6518477	P 5
1578723	B 9	1579744	S 9	3575195	S13		P 7
1578725	B 9	1579745	S 9	3575196	S13	6518478	P 5
1578726	B 9	1579751	E19	3575197	S13		P 7
1578774	B11	1579767	P 7	3575198	S13	6518479	P 5
1578779	V 8	1579768	P 7	3575201	S13		P 7
1578780	V 8	1579828	F 7	3575206	S13	6518481	P 5
1578783	S 7	1579829	F 7	3575208	S13		P 7

WHEN ORDERING PARTS, ALWAYS STATE MODEL AND SERIAL NO. OF MACHINE

CLARK EQUIPMENT COMPANY

NUMERICAL INDEX

Part Number	Page	Part Number	Page	Part Number	Page	Part Number	Page
6518483	P 5						
	P 7						
6518485	P 5						
	P 7						
6518486	P 7						
6518500	E19						
6518506	P 5						
	P 7						
6518507	P 5						
	P 7						
6518508	E19						
6518509	P 5						
	P 7						
6518510	E19						
	P 5						
	P 7						
6518511	P 5						
	P 7						
6518512	P 5						
	P 7						
6518513	P 5						
	P 7						
6518522	P 5						
	P 7						
6518525	P 5						
	P 7						
6518528	E19						
6518531	P 5						
	P 7						
6518532	P 5						
6518533	P 5						
6518534	P 5						
	P 7						
6518535	P 5						
6518593	P 7						
6518728	E19						
6518986	P 5						
6519756	P 5						
	P 7						
6519757	P 5						
	P 7						
6519758	P 5						
	P 7						
6519761	P 7						
6519914	E 7						

WHEN ORDERING PARTS, ALWAYS STATE MODEL AND SERIAL NO. OF MACHINE

