

MICHIGAN

PARTS MANUAL

No. 4025

MODEL 110-11

ELEVATING TRACTOR SCRAPER

Information contained herein pertains to Tractor Serial Numbers 414A-101 and after. Also Scraper Serial Numbers 414A-101 and after.

Record Your Machine
Serial Number Here

This manual supersedes Model 110-11 Parts Manual No. 4020.

CLARK EQUIPMENT COMPANY
Construction Machinery Division

THE HISTORY OF THE UNITED STATES

OF THE UNITED STATES OF AMERICA

BY JOHN B. HENNINGSEN

NEW YORK

1875

THE UNIVERSITY OF CHICAGO PRESS

CHICAGO

1875

THE UNIVERSITY OF CHICAGO PRESS
CHICAGO

THE UNIVERSITY OF CHICAGO PRESS
CHICAGO

THE UNIVERSITY OF CHICAGO PRESS
CHICAGO

THE UNIVERSITY OF CHICAGO PRESS
CHICAGO

THE UNIVERSITY OF CHICAGO PRESS
CHICAGO

THE UNIVERSITY OF CHICAGO PRESS
CHICAGO

WHEN ORDERING REPAIR PARTS

To assure the best results and to maintain the original quality built into the machine it is important that only Clark-Approved Parts be used when new parts are required.

IMPORTANT: Always furnish the distributor with the machine serial number when ordering parts.

Order through your nearest Clark Distributor, for THE MICHIGAN LINE.

Always give serial number of machine.

Furnish: Quantity, Part Number and Description.

WHEN PARTS ARE RECEIVED

Check immediately for quantity, correctness and condition.

Advise your Michigan Distributor of any error.

Claims for damages, during shipment, should be made to the carrier immediately.

INDEX MODEL 110-11

A	E
Accelerator Linkage 3	Electrical System 86
Accessories Group	Elevator Group
Cab and Accessories 110, 110B	Chain, Elevator 100, 101
Options and Accessories 108	Elevator 97
Air Cleaner Assembly 10	Gearbox, Elevator 103
Air System Group	Roller, Chain Idler 98
Air System, Scraper 55, 55B	Stub Spindle 99
Air System, Tractor 53, 53B	Endgate and Stabilizer Group 89
Axle Group	Engine Group
Axle Assembly, Tractor 45	Engine 2
Axle and Hub, Scraper 104	Engine and Accessories 1
Differential and Carrier Assembly 47	Exhaust and Air Cleaner Connections —
Planet Carrier Assembly 48	For Serial: 414A-101 thru 414A-179 6
	Exhaust and Air Cleaner Connections —
	For Serial: 414A-180 and After 9
B	F
Brake Group	Filter, Hydraulic 'See Hydraulic Group'
Brake, Scraper 51	First and Second Clutch
Brake, Tractor 49	Group 'See Transmission Group'
	First and Third Shaft
	Group 'See Transmission Group'
	Floor, Scraper Rolling 87
	Frame Group
	Frame, Scraper Main 91
	Frame, Tractor Main 15
C	G
Cab and Accessories 'See Accessories Group'	Gearbox, Elevator 'See Elevator Group'
Chain, Elevator 'See Elevator Group'	Gearbox, Steering 59
Cockpit, Cowling and Fenders 5	
Cooling System 11	
Cylinder, Lift & Ejection	
Hydraulic 'See Hydraulic Group'	
Cylinder, Steering Hydraulic ... 'See Hydraulic Group'	
D	H
Decals and Nameplates 111	Hydraulic Group
Differential and Carrier Assembly 'See Axle Group'	Cylinder, Lift and Ejection, Hydraulic 83
	Cylinder, Steering Hydraulic 82

Filter, Hydraulic — For Serial: 414A-101 thru 414A-179 78, 78A

Hydraulic System, Scraper Ejection 69

Hydraulic System, Scraper Elevator 75

Hydraulic System, Scraper Lift 68

Hydraulic System, Steering — For Serial: 414A-101 thru 414A-179 61

Hydraulic System, Steering — For Serial: 414A-180 and After 63, 63B

Hydraulic System, Tractor Elevator — For Serial: 414A-101 thru 414A-179 71

Hydraulic System, Tractor Elevator — For Serial: 414A-180 and After 73, 73B

Hydraulic System, Tractor Lift and Ejection — For Serial: 414A-101 thru 414A-179 65

Hydraulic System, Tractor Lift and Ejection — For Serial: 414A-180 and After 67, 67B

Hydraulic System, Transmission and Torque Converter 43

Hydraulic System, Transmission Shift Control 37

Motor, Elevator Hydraulic 81

Pump, Elevator Hydraulic 80

Pump, Lift, Ejection and Steering Hydraulic 79

Valve, Lift and Ejection Control 76, 76B

Valve, Elevator Relief 77

Valve, Steering 58A

I

Idler Shaft Group 'See Transmission Group'

Input Clutch Group 'See Transmission Group'

Input Shaft Group 'See Transmission Group'

Instruments, Tractor 84

L

Lubrication, Scraper Central 107

M

Motor, Elevator Hydraulic 'See Hydraulic Group'

O

Options and Accessories 'See Accessories Group'

Output Shaft Group 'See Transmission Group'

P

Planet Carrier Assembly 'See Axle Group'

Propeller Shafts 41

Pump, Elevator Hydraulic 'See Hydraulic Group'

R

Receiver Group 93

Reverse Clutch Group 'See Transmission Group'

Reverse Shaft Group 'See Transmission Group'

Roller, Chain Idler 'See Elevator Group'

Roller, Rolling Floor 88

S

Seat, Teactor 85

Second and Fourth Shaft Group 'See Transmission Group'

Steering Column Assy 58B

Steering Installation 57

Steering Linkage Group 95

Stub Spindle 'See Elevator Group'

T

Tank Group 13

Third and Fourth Clutch Group 'See Transmission Group'

Tire and Wheel Data 105

Tractor Seat 85

Torque Converter 39

Transmission Group

First and Second Clutch Group 27

First and Third Shaft Group 22

Idler Shaft Group 20

Input Clutch Group 26

Input Shaft Group 19

Output Shaft Group 24

Reverse Clutch Group 29

Reverse Shaft Group 21

Second and Fourth Shaft Group 23

Third and Fourth Clutch Group 28

Transmission Assembly and Clutch Cover Group 17

Transmission Case and Internal Tubing 18

Transmission Control Valve and Cover 33

Underdrive Clutch Group 31

Underdrive Group 25

Valve, Transmission Shift Control 35

U

Underdrive Clutch Group 'See Transmission Group'

Underdrive Group 'See Transmission Group'

V

Valve, Elevator Relief 77

Valve, Lift and Ejection Control 'See Hydraulic Group'

Valve, Transmission Control and Cover 'See Transmission Group'

Valve, Transmission Shift Control 'See Transmission Group'

W

Wheel and Tire Data 105

Wiring, Pipe and Hose Clips 112

Y

Yoke, Scraper 92



Item	Part No.	Description	Qty.
------	----------	-------------	------

All orders for engine assembly or components thereof should be placed with the nearest Detroit Diesel Engine Distributor. Always give model, specifications and serial number of the engine when ordering parts. This data will be found on option plate attached to the side of the rocker cover.

ENGINE ACCESSORIES

1	539825	* GENERATOR (24V, 20 Amp – GM 1106867)	1
2	----	* STARTER ASSY (24V, GM 1113938)	1
3	----	* AIR COMPRESSOR (B. W. No. 277055 or GM 5131512)	1
4	----	* VOLTAGE REGULATOR (DR 1118737)	1
5	----	* FAN – 22" (GM 3223656)	1

GENERATOR, FAN AND WATER PUMP DRIVE BELTS

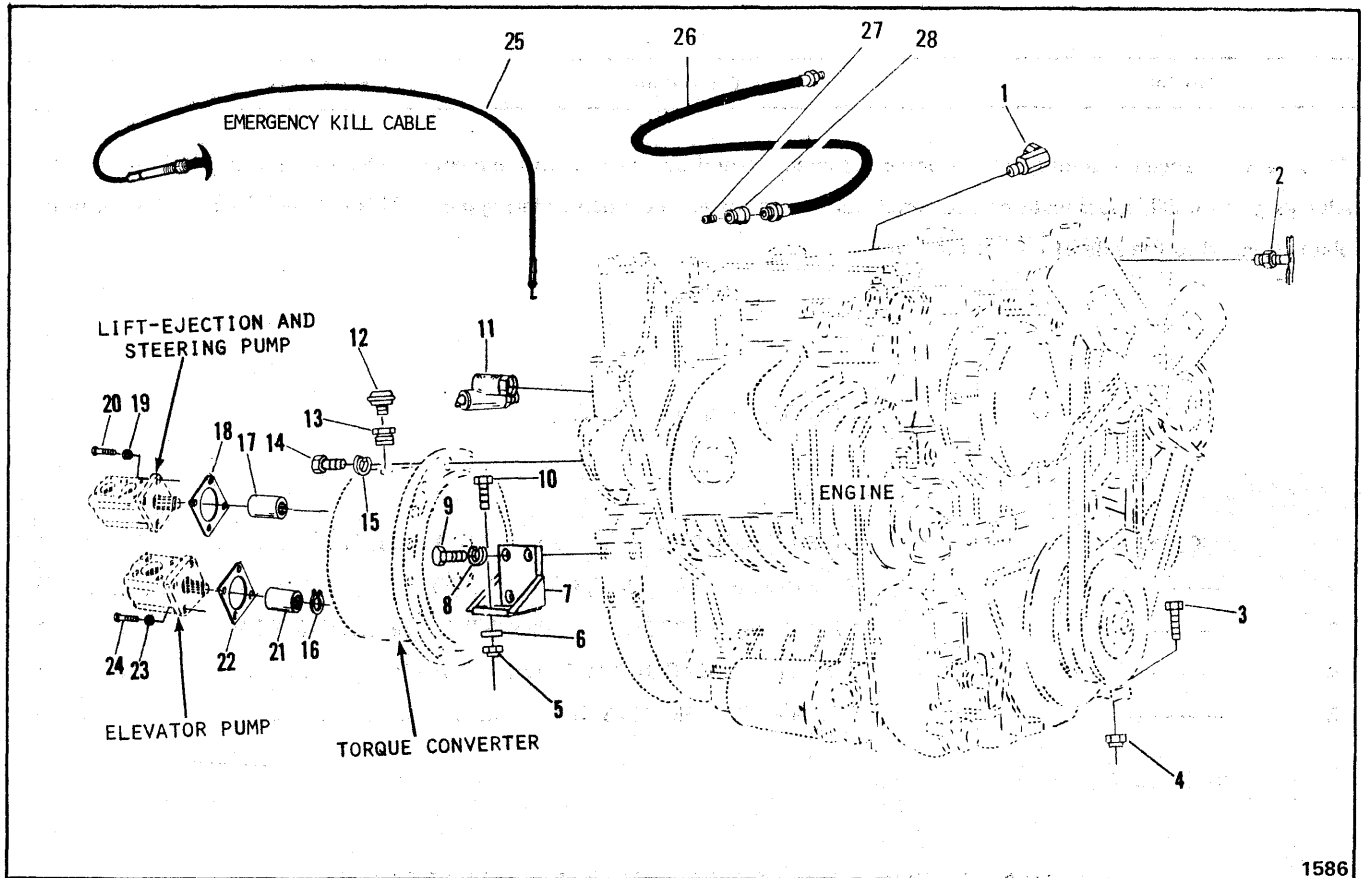
6	----	* BELT, Generator Drive (GM 5155911)	1
7	----	* BELT, Air Compressor and Fan (GM 5138868) – For Serial: 414A-101 thru 414A-241	1
8	1574082	BELT, Fan (Set of 2) – For Serial: 414A-242 & After	1

REPLACEMENT FILTERS AND ELEMENTS

9	892129	ELEMENT, Air Cleaner (48 Tube)	1
10	945444	* CARTRIDGE, Primary Fuel Strainer	1
11	945443	* CARTRIDGE, Engine Fuel Filter	1
12	215502	ELEMENT, Engine Oil	1
13	887764	CARTRIDGE, Hydraulic Reservoir Return Filter – For Serial: 414A-101 thru 414A-179	1
13A	948983	CARTRIDGE, Hydraulic Reservoir Return Filter – For Serial: 414A-180 & After	1
14	215502	CARTRIDGE, Transmission & Converter Hydraulic System	1

* The above listed accessory items are serviced by the engine manufacturer. Specifications on these items are subject to change without notice. It is, therefore, recommended that complete model, specifications and serial number of the engine be provided to your Detroit Diesel Engine Distributor when ordering these parts.

WHEN ORDERING PARTS, ALWAYS STATE MODEL AND SERIAL NO. OF MACHINE



1586

ENGINE GROUP

Item	Part No.	Description	Qty.
1	731163	ADAPTER, 90° Fuel Supply	1
2	72F-2	COCK, Water Drain	1
3	17C-1040	BOLT, Engine Mounting	2
4	17D-09	NUT	2
5	17D-06	NUT	4
6	25E-26	WASHER	4
7	1567931	MOUNT, Engine	2
8	4E-08	LKWSHR	4
9	17C-824	BOLT, Mount to Engine	4
10	17C-832	BOLT, Mount to Frame	4
11	1562853	DRIVE, Tachometer	1
12	233598	VALVE, Breather Assy	1
13	-----	OMIT	1
14	224795	BOLT, Converter to Engine	8
15	215909	WASHER	8
16	664140	RING, Pump Drive Sleeve	1

Item	Part No.	Description	Qty.
17	221992	SLEEVE, Pump Drive	1
18	1568681	GASKET, Pump Drive	1
19	4E-08	LKWSHR	4
20	17C-820	BOLT, Pump to Converter	4
21	801346	SLEEVE, Pump Drive (Inc 16)	1
22	552161	GASKET, Pump Drive	1
23	4E-08	LKWSHR	4
24	17C-824	BOLT, Pump to Converter	4
25	1550979	*CABLE, Engine Kill	2
25A	1550600	†PIN, Kill Cable Swivel – For Serial: 414A-180 and After	1
25B	1566499	*†CLIP, Kill Cable	2
26	1550855	HOSE, Oil Pressure	1
27	5K-106	NIPPLE, Close	1
28	76F-1	REDUCER, Bell	1

* NOTE: Machines 414A-101 thru 414A-179 require Quantity 1.

† Not Illustrated

WHEN ORDERING PARTS, ALWAYS STATE MODEL AND SERIAL NO. OF MACHINE

WHEN ORDERING PARTS, ALWAYS STATE MODEL AND SERIAL NO. OF MACHINE

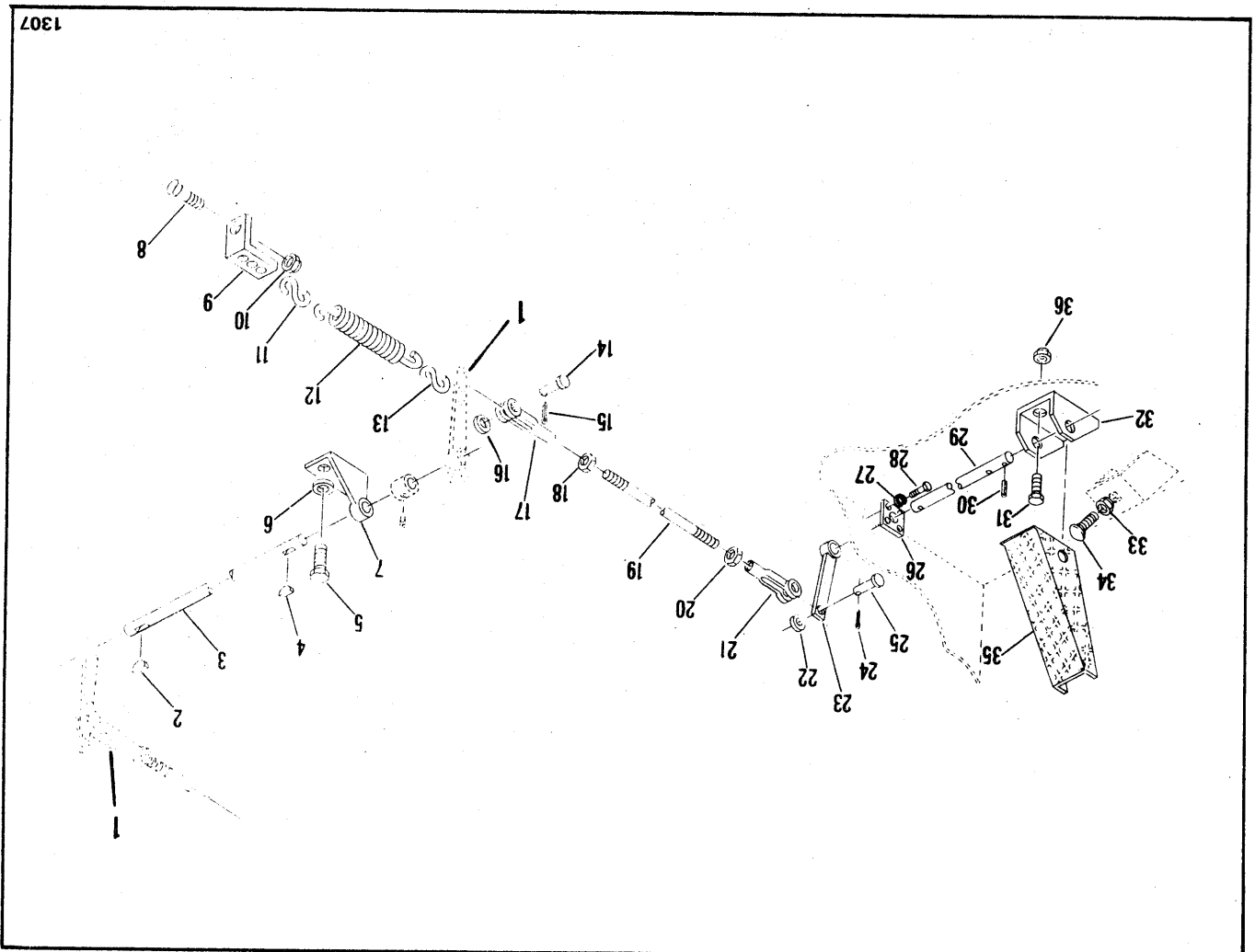
1	---	G.M. Engine Parts	1
2	5J-304	KEY, Woodruff	1
3	1556785	ROD	1
4	5J-304	KEY, Woodruff	1
5	17C-616	BOLT	2
6	4E-06	LKWSHR	2
7	1556788	BRACKET	1
8	17C-616	BOLT	1
9	1556800	BRACKET	1
10	17D-03	NUT	1
11	1551007	HOOK	1
12	1563772	SPRING	1
13	1551007	HOOK	1
14	1644934	PIN, Clevis	1
15	1F-208	PIN, Cotter	1
16	25E-18	WASHER	2
17	4J-5204	CLEVIS	1
18	62D-05	NUT	1

Item Part No. Description Qty.

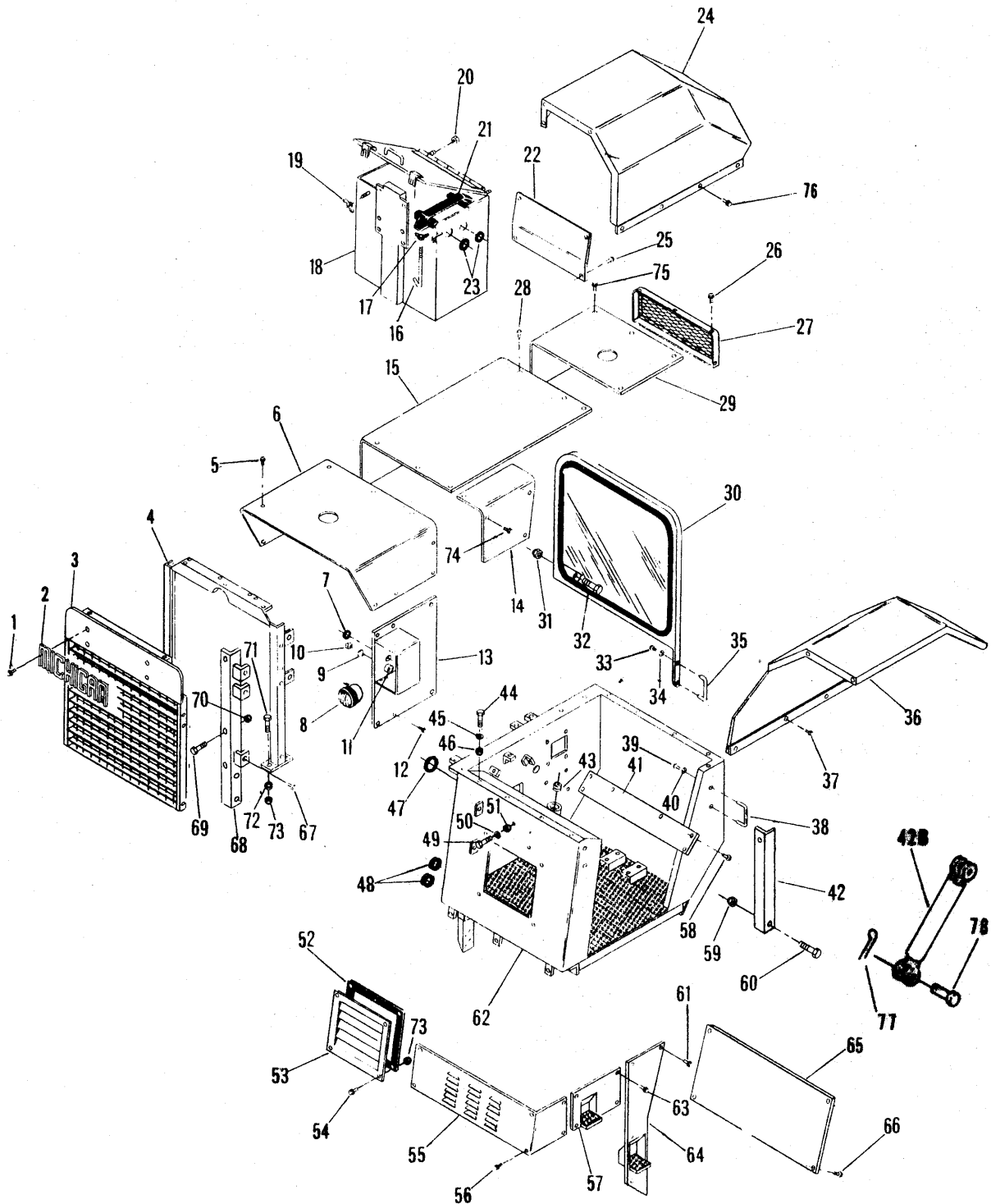
1	1556789	ROD, Link	1
2	62D-05	NUT	1
3	4J-5204	CLEVIS	1
4	25E-18	WASHER	2
5	1556803	ARM	1
6	1F-208	PIN, Cotter	1
7	1644934	PIN, Clevis	1
8	1556794	BUSHING	1
9	2E-04	LKWSHR	4
10	17C-416	BOLT	4
11	1556791	ROD	1
12	209968	PIN, Roll	3
13	17C-620	BOLT	2
14	1556798	BRACKET	1
15	7D-09	NUT	1
16	786207	BOLT	1
17	1556797	PEDAL, Foot	1
18	17D-03	NUT	2
19	1556789	ROD, Link	1

Item Part No. Description Qty.

ACCELERATOR LINKAGE



1307



COCKPIT AND COWLING

1232

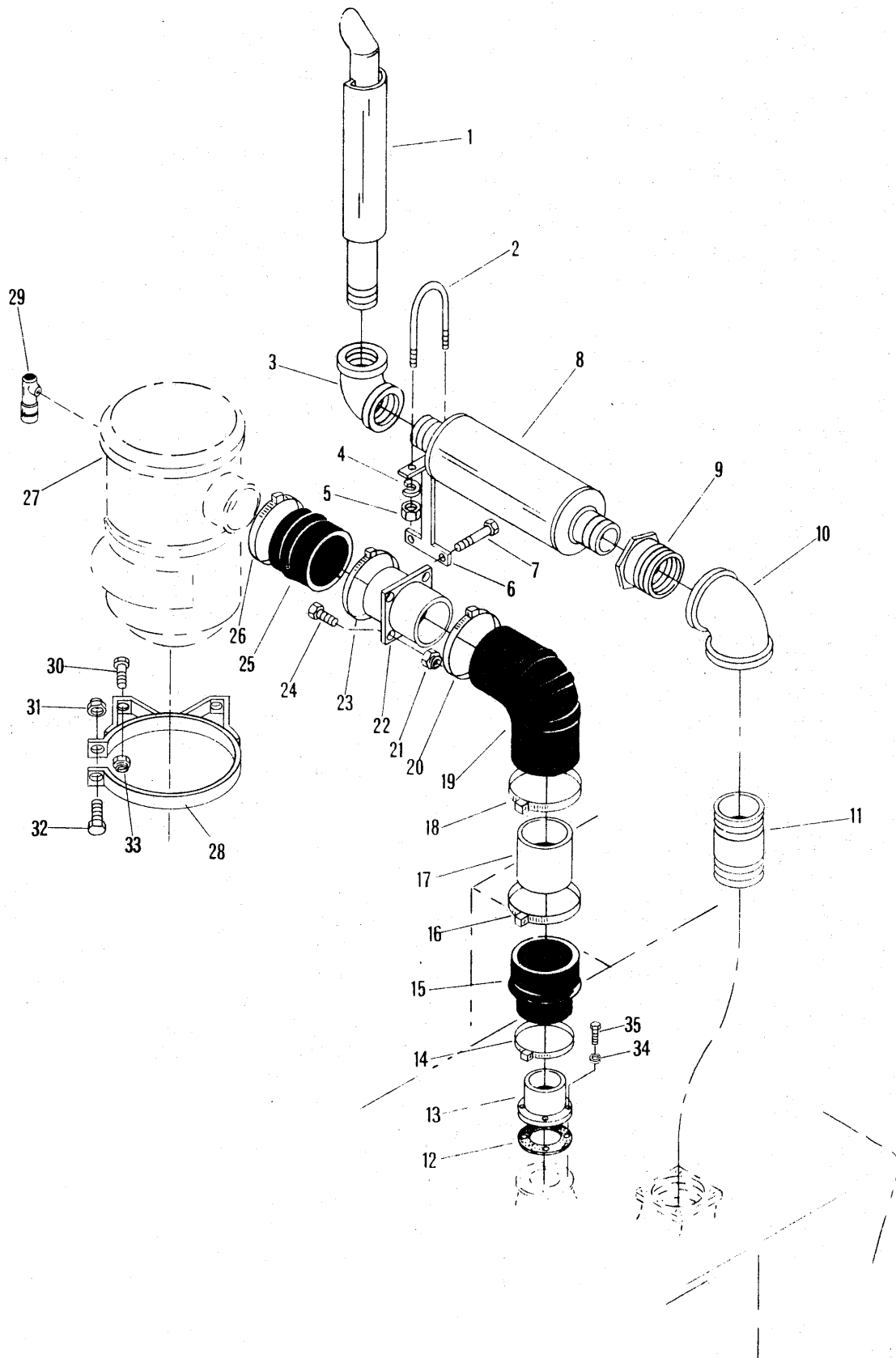
COCKPIT AND COWLING

Item	Part No.	Description	Qty.
1	8G-424	SCREW	4
2	1530098	NAMEPLATE, Michigan	1
3	1567402	GRILLE, Tractor	1
4	1556960	SUPPORT, Grille & Hood	1
5	1551741	BOLT	13
6	1556933	HOOD, Front	1
7	1307116	GROMMET	2
8	548088	HEADLIGHT ASSY (Inc 8A & 8B)	4
8A	944872	RETAINER, Sealed Unit	4
8B	551244	SEALED UNIT, Headlamp.....	4
9	635682	WASHER	2
10	18D-08	NUT	2
11	652448	SPACER	2
12	1551741	BOLT	12
13	1567400	PANEL - L.H.	1
13A	1567401	†PANEL - R.H.	1
14	1556970	PANEL, Side	1
15	1574413	HOOD, Center	1
16	1555455	J-BOLT	4
17	16D-06	WINGNUT	4
18	1563706	BOX, Battery (Inc 19)	1
19	16D-06	WINGNUT	2
20	17D-03	NUT	2
21	1558821	CLAMP, Battery	2
22	1557116	PANEL, Battery Box	1
23	1551008	GROMMET	2
24	1556930	FENDER - R.H.	1
25	1551741	BOLT	4
26	1551741	BOLT	6
27	1557014	SCREEN - For Serial: 414A-101 thru 414A-179	1
27A	1569836	†SCREEN - For Serial: 414A-180 & After	1
28	1551741	BOLT	6
29	1563590	HOOD, Rear - For Serial: 414A- 101 thru 414A-179	1
29A	1569953	†HOOD, Rear - For Serial: 414A- 180 & After	1
30	1569291	WINDSHIELD ASSY (Inc 30A thru 30C)	1
30A	1569290	FRAME	1
30B	1574522	GLASS	1
30C	569694	STRIP, Rubber	9'
31	17D-03	NUT	1
32	17C-616	BOLT.....	1
33	17C-640	BOLT.....	2
34	4E-06	LKWSHR	2
35	1557093	HANDLE	1
36	1556940	FENDER - L.H.	1
37	1551741	BOLT	6
38	1557093	HANDLE	1
39	17C-616	BOLT	2

Item	Part No.	Description	Qty.
40	4E-06	LKWSHR	2
41	1557086	PANEL, Dash	1
42	1556993	SUPPORT - For Serial: 414A- 101 thru 414A-179	1
42A	1570996	†SUPPORT - For Serial: 414A- 180 thru 414A-251	1
42B	1578892	SUPPORT - For Serial: 414A- 252 & After	1
43	763451	BUSHING	1
44	17C-640	BOLT	4
45	25E-18	WASHER	4
46	17D-03	NUT	4
47	652402	GROMMET.....	1
48	652402	GROMMET.....	2
49	17C-520	BOLT.....	4
50	25E-16	WASHER	4
51	17D-02	NUT	4
52	583887	GASKET, Shutter Vent	1
53	583886	VENT, Shutter	1
54	17C-416	BOLT	4
55	1556942	PANEL, Louvered	1
56	1551741	BOLT	7
57	1556939	STEP ASSY	1
58	1551741	BOLT	6
59	17D-08	NUT - For Serial: 414A-101 thru 414A-251	2
60	17C-824	BOLT - For Serial: 414A-101 thru 414A-251	2
61	1551741	BOLT	4
62	1571019	COCKPIT ASSY - For Serial: 414A- 101 thru 414A-251	1
62A	1574810	†COCKPIT ASSY - For Serial: 414A- 252 & After	1
63	1551741	BOLT	4
64	1556959	STEP ASSY	1
65	1557108	PANEL, Lower Cockpit	1
66	1551741	BOLT	4
67	1551741	BOLT	6
68	1562214	MOUNT, Radiator - L.H.	1
68A	1562215	†MOUNT, Radiator - R.H.	1
69	17C-616	BOLT.....	6
70	17D-03	NUT	6
71	17C-620	BOLT	4
72	4E-06	LKWSHR	4
73	61D-06	NUT	4
74	1551741	BOLT	6
75	1551741	BOLT	6
76	1551741	BOLT	6
77	1F-740	COTTER - For Serial: 414A-252 & After	1
78	1564317	PIN - For Serial: 414A-252 & After	1

†Not Illustrated

WHEN ORDERING PARTS, ALWAYS STATE MODEL AND SERIAL NO. OF MACHINE



EXHAUST AND AIR CLEANER CONNECTIONS

1289



CONSTRUCTION MACHINERY DIVISION



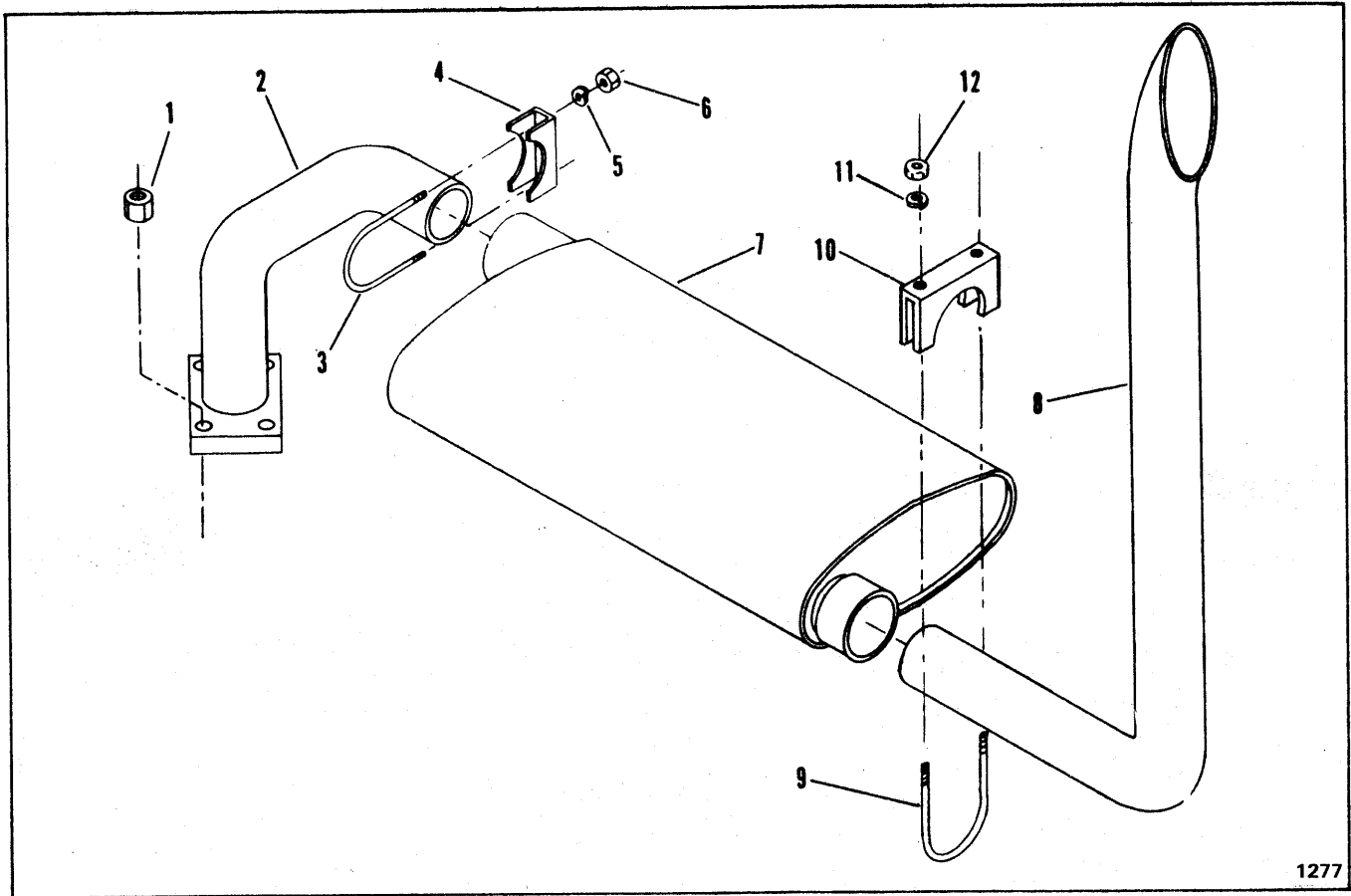
EXHAUST AND AIR CLEANER CONNECTIONS

For Serial: 414A-101 thru 414A-179

Item	Part No.	Description	Qty.
1	1557048	*STACK, Exhaust	1
2	1562288	*U-BOLT	1
3	24F-11	*ELBOW, Exhaust.....	1
4	4E-06	*LKWSHR	2
5	61D-06	*NUT	2
6	1562284	*SUPPORT, Exhaust	1
7	2C-672	*BOLT	2
8	507064	*MUFFLER	1
9	1305367	*BUSHING, Reducing	1
10	24F-12	*ELBOW, Exhaust.....	1
11	5K-2848	*NIPPLE, Exhaust.....	1
12	1550980	GASKET, Adapter	1
13	1562258	ADAPTER	1
14	517200	CLAMP	1
15	1522452	HOSE, Elbow to Adapter	1
16	528651	CLAMP	1
17	1562270	TUBE, Elbow to Adapter	1
18	528651	CLAMP	1
19	1550815	ELBOW, Hose	1
20	528651	CLAMP	1
21	61D-05	NUT	4
22	1556997	TUBE (For Serial: 414A-101 thru 414A-251)	1
22A	1574415	TUBE (For Serial: 414A-252 & After).....	1
23	528651	CLAMP	1
24	17C-514	BOLT, Tube to Cowling	4
25	1522457	HOSE	1
26	528651	CLAMP	1
27	-----	AIR CLEANER ASSY (See Index)	—
28	1530004	BAND, Mounting (Inc 31 & 32)	2
29	1522782	INDICATOR, Restriction	1
30	17C-516	BOLT, Air Cleaner Mounting	4
31	17D-01	NUT	2
32	17C-424	BOLT	2
33	17D-02	NUT	4
34	4E-05	LKWSHR	4
35	17C-510	BOLT, Adapter to Engine	4

*NOTE: Items 1 thru 11 for serial 414A-101 thru 414A-179.

WHEN ORDERING PARTS, ALWAYS STATE MODEL AND SERIAL NO. OF MACHINE



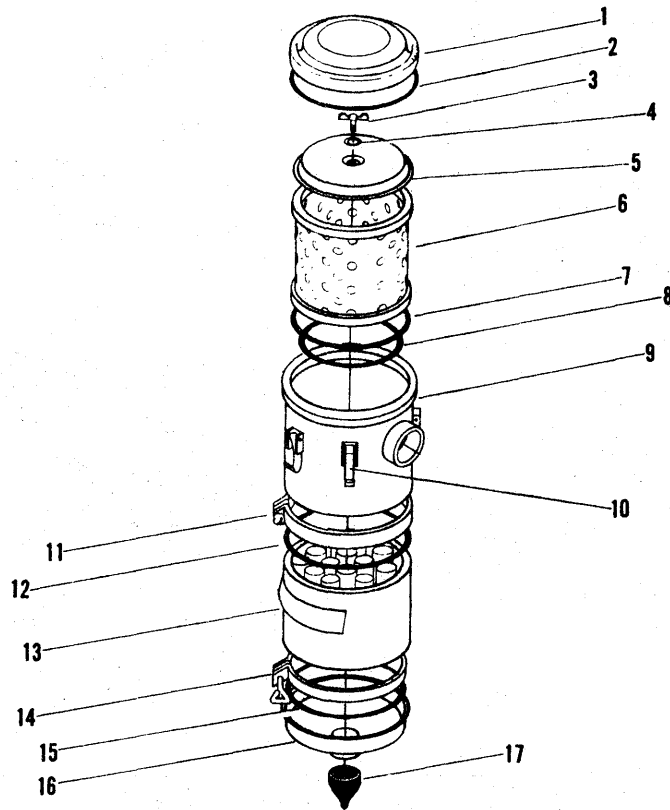
EXHAUST AND CONNECTIONS

For Serial: 414A-180 and After

Item	Part No.	Description	Qty.
1	-----	G. M. ENGINE PART	4
2	1569821	TUBE, Exhaust	1
3	580282	CLAMP ASSY (Inc 4, 5 & 6)	1
4	-----	§CLAMP (See 3)	1
5	-----	§LKWSHR (See 3)	2
6	-----	§NUT (See 3)	2
7	1566496	MUFFLER, Tractor Exhaust	1
8	1571381	STACK, Exhaust	1
9	507069	CLAMP ASSY (Inc 10, 11 & 12)	1
10	-----	§CLAMP (See 9)	1
11	-----	§LKWSHR (See 9)	2
12	-----	§NUT (See 9)	2

§ Not Sold Separately

WHEN ORDERING PARTS, ALWAYS STATE MODEL AND SERIAL NO. OF MACHINE



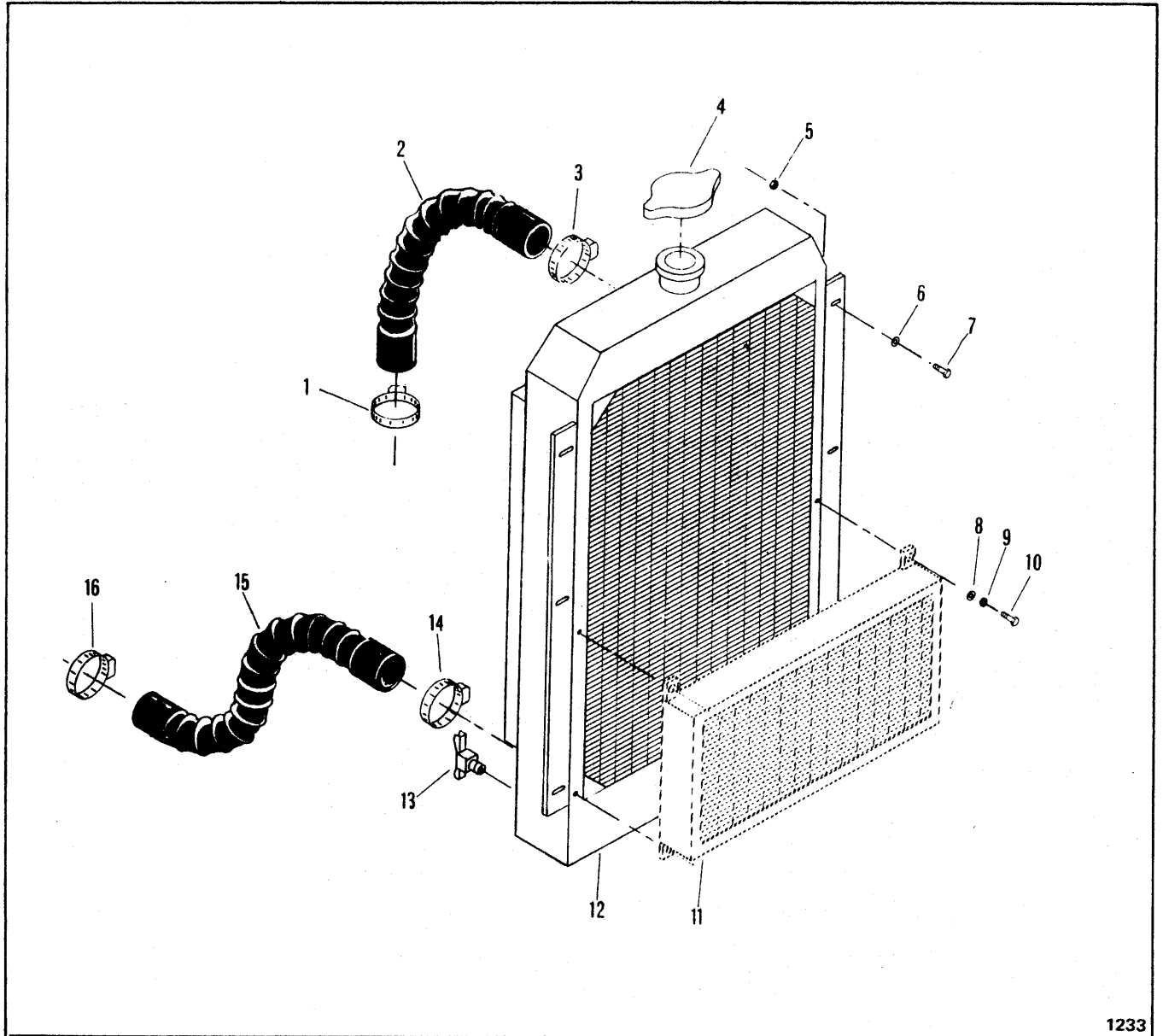
1257

AIR CLEANER ASSEMBLY

Item	Part No.	Description	Qty.
A	1727552	AIR CLEANER ASSY (Inc 1 thru 17)	1
1	892195	COVER, Top	1
2	892194	GASKET, Cover	1
3	886285	NUT	1
4	886287	GASKET, Washer	1
5	892193	COVER, Inner	1
6	892129	ELEMENT, Replacement	1
7	892192	GASKET, Inner Cover	1
8	892130	GASKET, Element	1

Item	Part No.	Description	Qty.
9	892845	BODY, Upper	1
10	1550813	SPRING, Clips	6
11	892191	CLAMP, Body	1
12	944404	GASKET, Body & Cup	1
13	892844	BODY, Lower	1
14	944810	CLAMP, Cup	1
15	944404	GASKET, Body & Cup	1
16	990022	CUP, Vertical	1
17	946860	VALVE, Evacuator	1

WHEN ORDERING PARTS, ALWAYS STATE MODEL AND SERIAL NO. OF MACHINE




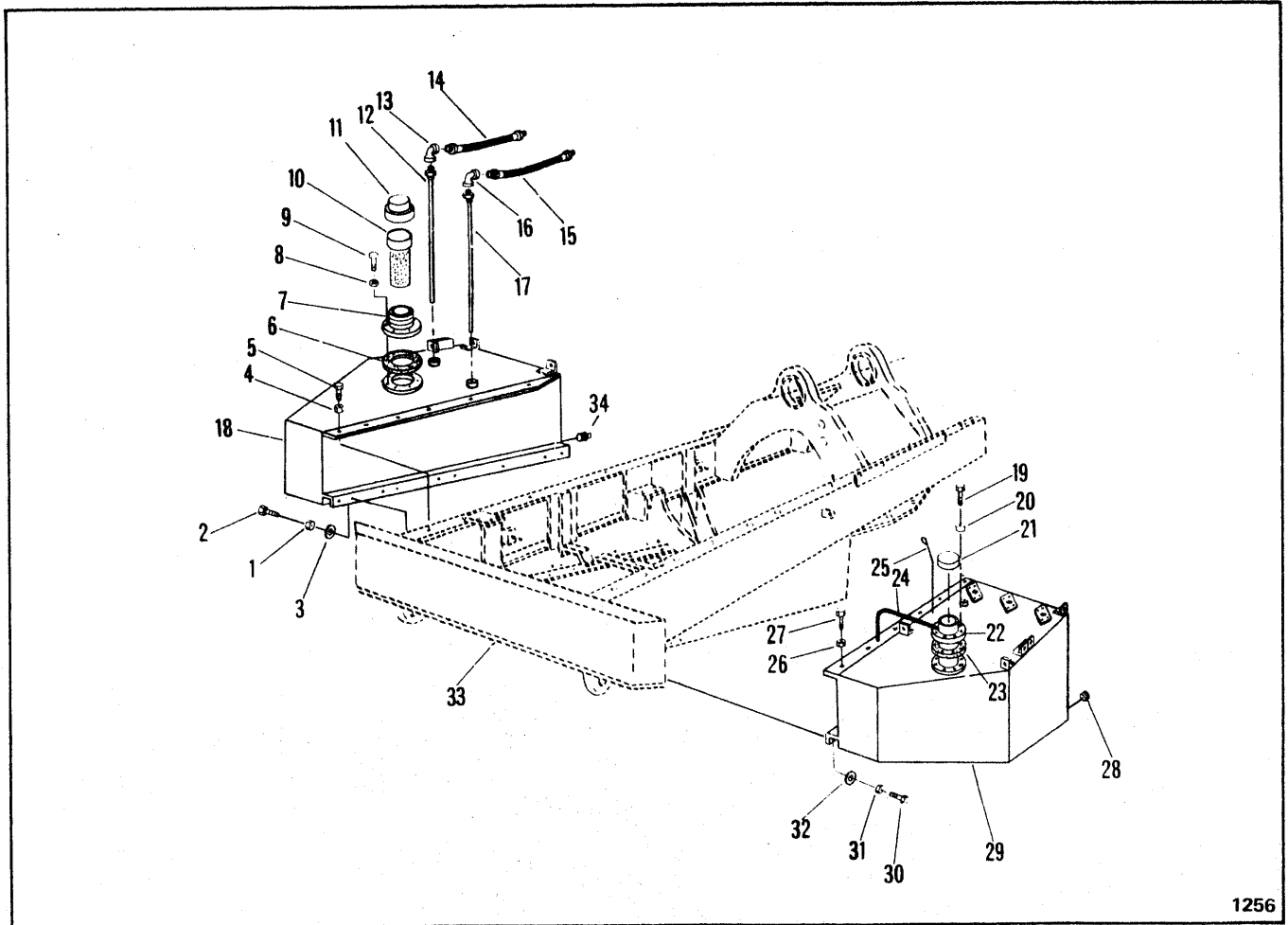
COOLING SYSTEM

Item	Part No.	Description	Qty.
1	784663	CLAMP	1
2	1550931	HOSE	1
3	784663	CLAMP	1
4	863364	CAP, Radiator	1
5	17D-03	NUT	6
6	25E-18	WASHER	6
7	17C-616	BOLT	6
8	655629	WASHER	8

Item	Part No.	Description	Qty.
9	4E-05	LKWSHR	4
10	17C-508	BOLT	4
11	-----	COOLER, Oil (See Index)	—
12	1568231	RADIATOR, Water (Inc 4)	1
13	72F-2	COCK, Drain	1
14	784663	CLAMP	1
15	1550930	HOSE	1
16	784663	CLAMP	1

WHEN ORDERING PARTS, ALWAYS STATE MODEL AND SERIAL NO. OF MACHINE





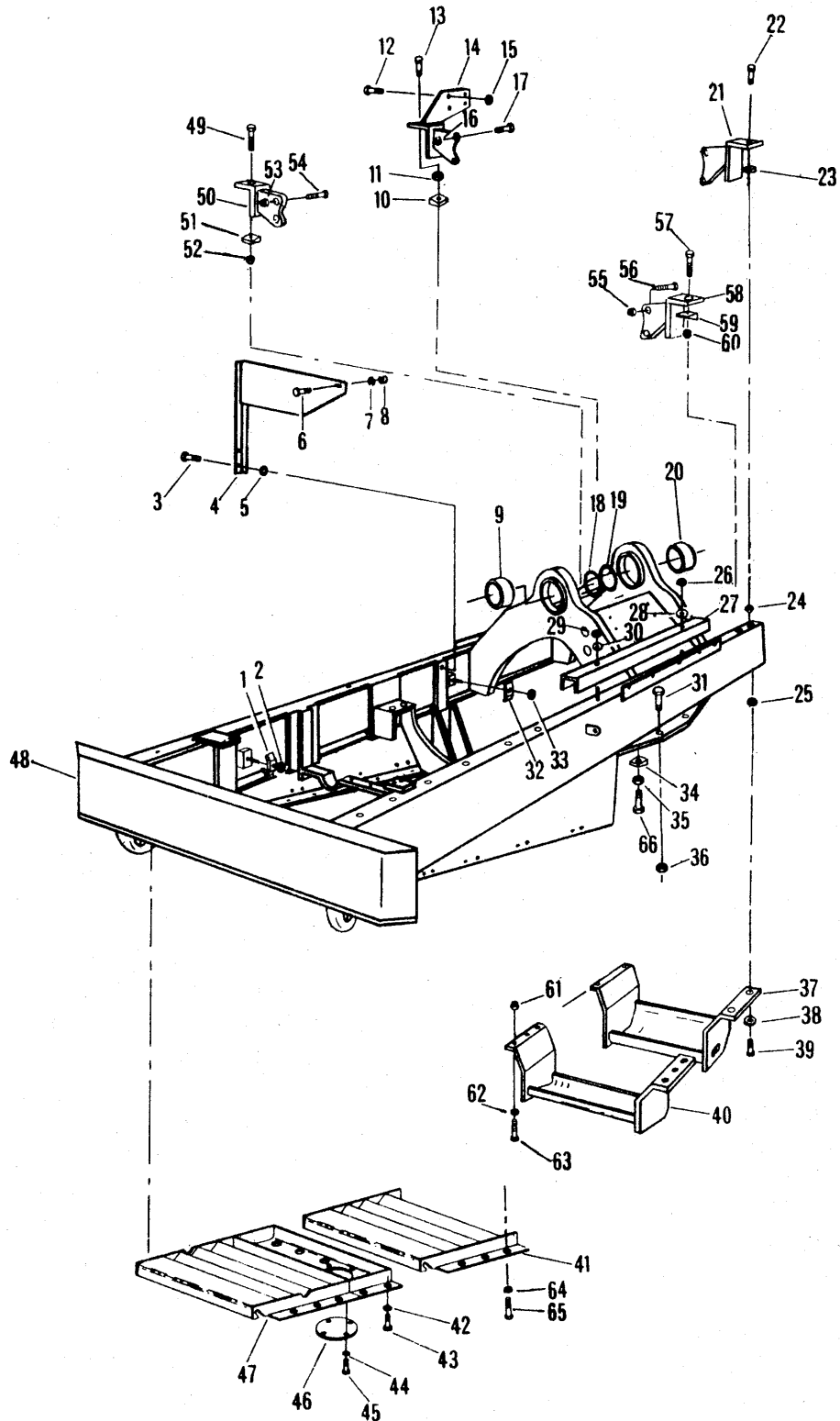
1256

TANK GROUP

Item	Part No.	Description	Qty.
1	17D-03	NUT	7
2	17C-620	BOLT	7
3	25E-18	WASHER	7
4	17D-06	NUT	5
5	17C-828	BOLT	5
6	1557962	GASKET, Filler Neck	1
7	1558642	NECK, Filler	1
8	202321	WASHER	8
9	17C-612	BOLT	8
10	943957	SCREEN	1
11	1558644	CAP, Fuel	1
12	1558645	LINE, Fuel	1
13	26K-204	ELBOW	1
14	1550857	HOSE - 1/4 x 27	1
15	1550863	HOSE - 3/8 x 27	1
16	1550958	ELBOW	1
17	1558645	LINE, Fuel	1
18	1558667	TANK, Fuel	1
19	17C-612	BOLT	8
20	202321	WASHER	8

Item	Part No.	Description	Qty.
21	554843	CAP	1
22	1576160	FILLER, Hydraulic	1
23	1557962	GASKET, Filler	1
24	1567156	HOSE - 3/8 x 16	1
25	1558674	DIPSTICK	1
26	17D-06	NUT	5
27	17C-828	BOLT	5
28	200216	PLUG, Magnet	1
29	1575076	TANK, Hydraulic - For Serial: 414A-252 & After	1
29A	1569441	TANK, Hydraulic - For Serial: 414A-180 thru 414A-251	1
29B	1558670	TANK, Hydraulic - For Serial: 414A-101 thru 414A-179	1
30	17C-620	BOLT	7
31	17D-03	NUT	7
32	25E-18	WASHER	7
33	-----	FRAME, Tractor Main - See Index	-
34	200216	PLUG, Magnet	1

WHEN ORDERING PARTS, ALWAYS STATE MODEL AND SERIAL NO. OF MACHINE



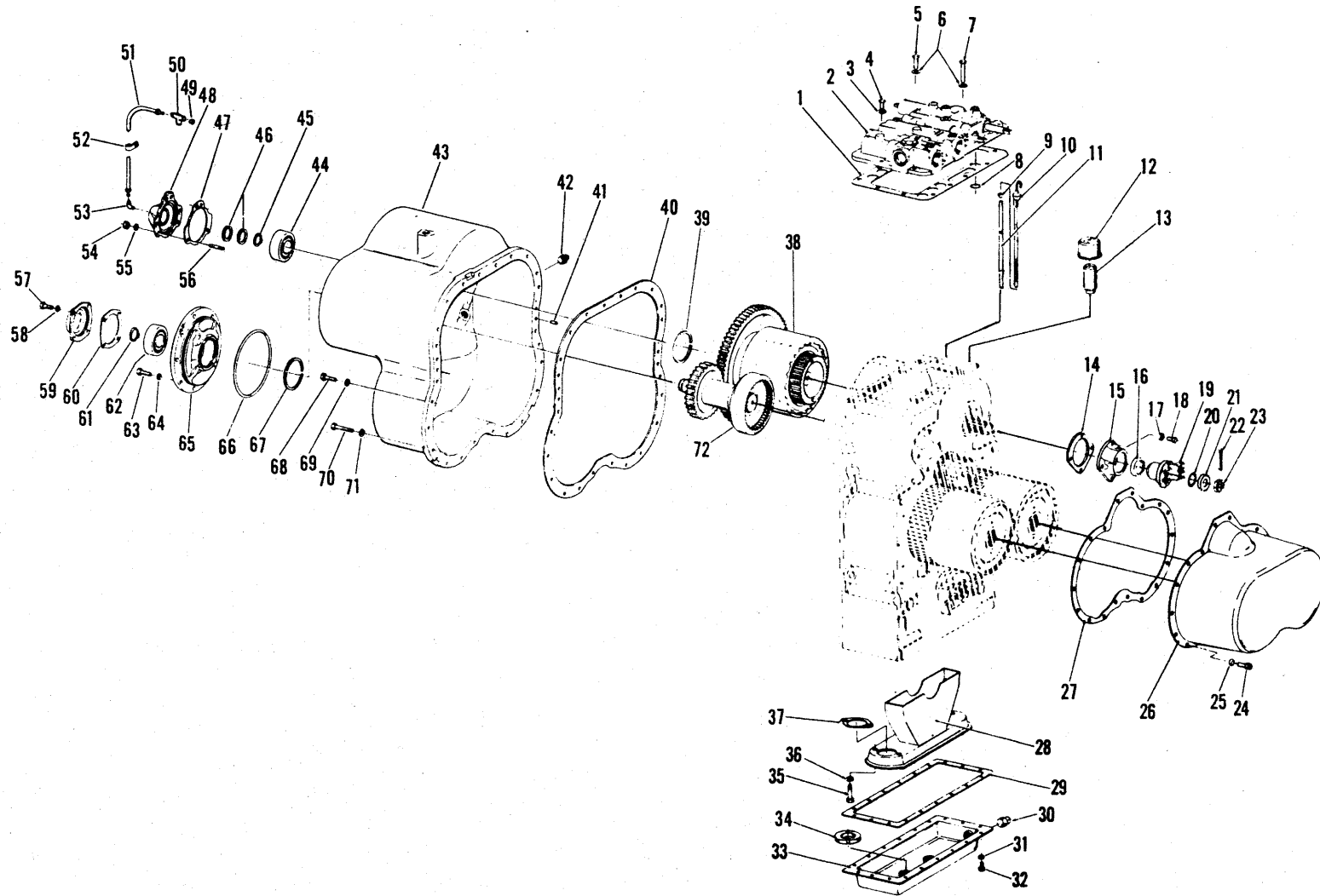
FRAME - TRACTOR MAIN

1237

FRAME – TRACTOR MAIN

Item	Part No.	Description	Qty.	Item	Part No.	Description	Qty.
1	1558147	CLAMP	1	34	1569388	WASHER, Beveled	4
2	17D-03	NUT	1	35	17D-12	NUT	4
3	17C-824	BOLT	2	36	17D-12	NUT	4
4	1557033	BRACKET, Mounting	1	37	1567410	GUARD, Rear	1
5	17D-06	NUT	2	38	25E-26	WASHER	4
6	17C-624	BOLT	1	39	17C-1028	BOLT	4
7	4E-06	LKWSHR	1	40	1567414	GUARD, Front	1
8	61D-06	NUT	1	41	1565036	PAN, Rear Belly	1
9	1301478	BUSHING	1	42	25E-20	WASHER	10
10	654981	WASHER, Beveled	2	43	17C-720	BOLT	10
11	17D-11	NUT	2	44	4E-06	LKWSHR	4
12	17C-624	BOLT	4	45	17C-616	BOLT	4
13	17C-1444	BOLT	2	46	1559738	PLATE, Inspection	1
14	1568644	MOUNT, Transmission – RH	1	47	1565035	PAN, Front Belly	1
15	17D-03	NUT	4	48	1574811	FRAME, Tractor Main	1
16	17D-11	NUT	2	49	17C-1444	BOLT	2
17	17C-1456	BOLT	2	50	1564220	MOUNT, Transmission – RH	1
18	104450	SEAL	1	51	1569387	WASHER, Beveled	2
19	104450	SEAL	1	52	17D-11	NUT	2
20	1301478	BUSHING	1	53	17D-11	NUT	2
21	1564221	MOUNT, Transmission – LH	1	54	17C-1456	BOLT	2
22	17C-1444	BOLT	4	55	17D-11	NUT	2
23	1569387	WASHER, Beveled	4	56	17C-1456	BOLT	2
24	17D-11	NUT	4	57	17C-1444	BOLT	2
25	1D-10	NUT	4	58	1564221	MOUNT, Transmission – LH	1
26	61D-06	NUT	1	59	1569387	WASHER, Beveled	2
27	1568499	COVER, Hose	1	60	17D-11	NUT	2
28	4E-06	LKWSHR	1	61	1D-10	NUT	6
29	61D-06	NUT	1	62	25E-24	WASHER	6
30	4E-06	LKWSHR	1	63	17C-1028	BOLT	6
31	17C-16160	BOLT	4	64	25E-20	WASHER	6
32	1558147	CLAMP	1	65	17C-720	BOLT	6
33	17D-03	NUT	1	66	17C-16160	BOLT	4

WHEN ORDERING PARTS, ALWAYS STATE MODEL AND SERIAL NO. OF MACHINE



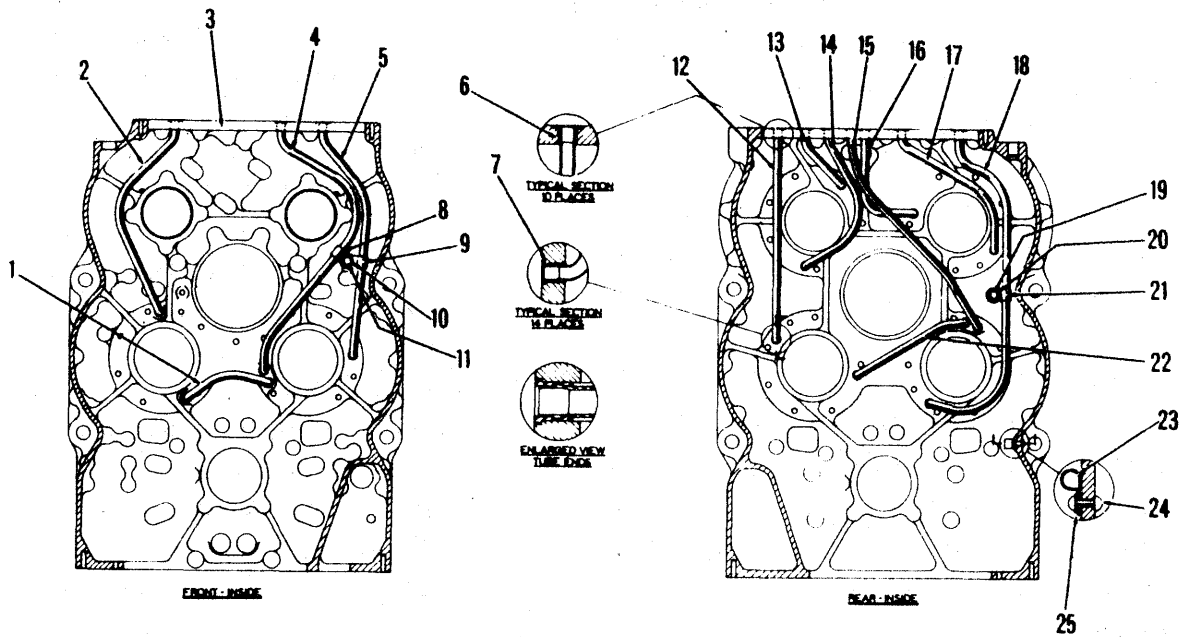
TRANSMISSION ASSEMBLY AND CLUTCH COVER

1320

TRANSMISSION ASSEMBLY AND CLUTCH COVER GROUP

Item	Part No.	Description	Qty.	Item	Part No.	Description	Qty.
A	283010	TRANSMISSION ASSY (3520-2) (Inc 1 thru 71 and all items listed on pages 18 thru 33)	1	35	1C-636	BOLT, Screen to Case	3
1	217653	GASKET, Valve to Case	1	36	4E-06	LKWSHR	3
2	-----	CONTROL VALVE ASSY (See Index)	1	37	218376	GASKET, Oil Sump Frame	1
3	4E-06	LKWSHR	6	38	-----	UNDERDRIVE CLUTCH GROUP (See Index)	1
4	1C-616	BOLT, Valve to Case	4	39	223901	RING, Bearing Retaining	1
5	1C-624	BOLT, Valve to Case	2	40	217555	GASKET, Clutch Cover	1
6	4E-06	LKWSHR	6	41	214295	PIN, Dowel	2
7	1C-640	BOLT, Valve to Case	6	42	13F-16	PLUG, Clutch Cover Pipe	1
8	25K-40026	"O" RING, Valve to Case	6	43	230146	COVER, Forward, Reverse, 3rd & 4th Clutch	1
9	230610	HOUSING, Dipstick	1	44	1304391	BEARING	1
10	230612	DIPSTICK	1	45	659065	RING, Bearing Retaining	1
11	230605	TUBE, Dipstick	1	46	215183	RING, Piston	2
12	22F-6	CAP, Oil Filler Pipe	1	47	215164	GASKET, Bearing Cap	1
13	5K-824	PIPE, Oil Filler	1	48	230694	CAP, Bearing	1
14	217558	GASKET, Bearing Cap	1	49	13F-04	PLUG, Pressure Check Pipe	1
15	217607	CAP, Bearing (Inc 16)	1	50	17F-2	TEE, Street	1
16	206864	SEAL, Oil	1	51	230337	HOSE	1
17	4E-06	LKWSHR	4	52	6H-11	CLIP, Hose	2
18	1C-616	BOLT, Bearing Cap	4	53	83F-3	ELBOW, 90°	1
19	214985	FLANGE, Input	1	54	2D-07	NUT, Bearing Cap	3
20	25K-40112	"O" RING	1	55	4E-07	LKWSHR, Bearing Cap	3
21	102745	WASHER	1	56	202882	STUD, Bearing Cap	3
22	1F-432	PIN, Cotter	1	57	1C-618	BOLT	4
23	201951	NUT, Input Flange	1	58	4E-06	LKWSHR	4
24	1C-612	BOLT, Clutch Cover to Case	18	59	221408	CAP, Underdrive Shaft Bearing	1
25	4E-06	LKWSHR	18	60	230076	GASKET, Bearing Cap	1
26	232872	COVER, 1st & 2nd Clutch	1	61	659065	RING, Bearing Retaining	1
27	217618	GASKET, Cover	1	62	1304391	BEARING, Underdrive Shaft	1
28	218357	FRAME & SCREEN, Oil Sump	1	63	1C-618	BOLT, Housing Retaining	8
29	217563	GASKET, Oil Sump	1	64	4E-06	LKWSHR	8
30	13F-12	PLUG, Drain	1	65	229998	HOUSING	1
31	4E-06	LKWSHR	18	66	25K-40708	"O" RING, Bearing Housing	1
32	1C-612	BOLT, Oil Sump to Case	1	67	223901	RING, Bearing Retaining	1
33	217562	SUMP, Oil	1	68	1C-618	BOLT, Clutch Cover	17
34	525293	MAGNET	2	69	4E-06	LKWSHR	17
				70	1C-628	BOLT	6
				71	4E-06	LKWSHR	6

WHEN ORDERING PARTS, ALWAYS STATE MODEL AND SERIAL NO. OF MACHINE



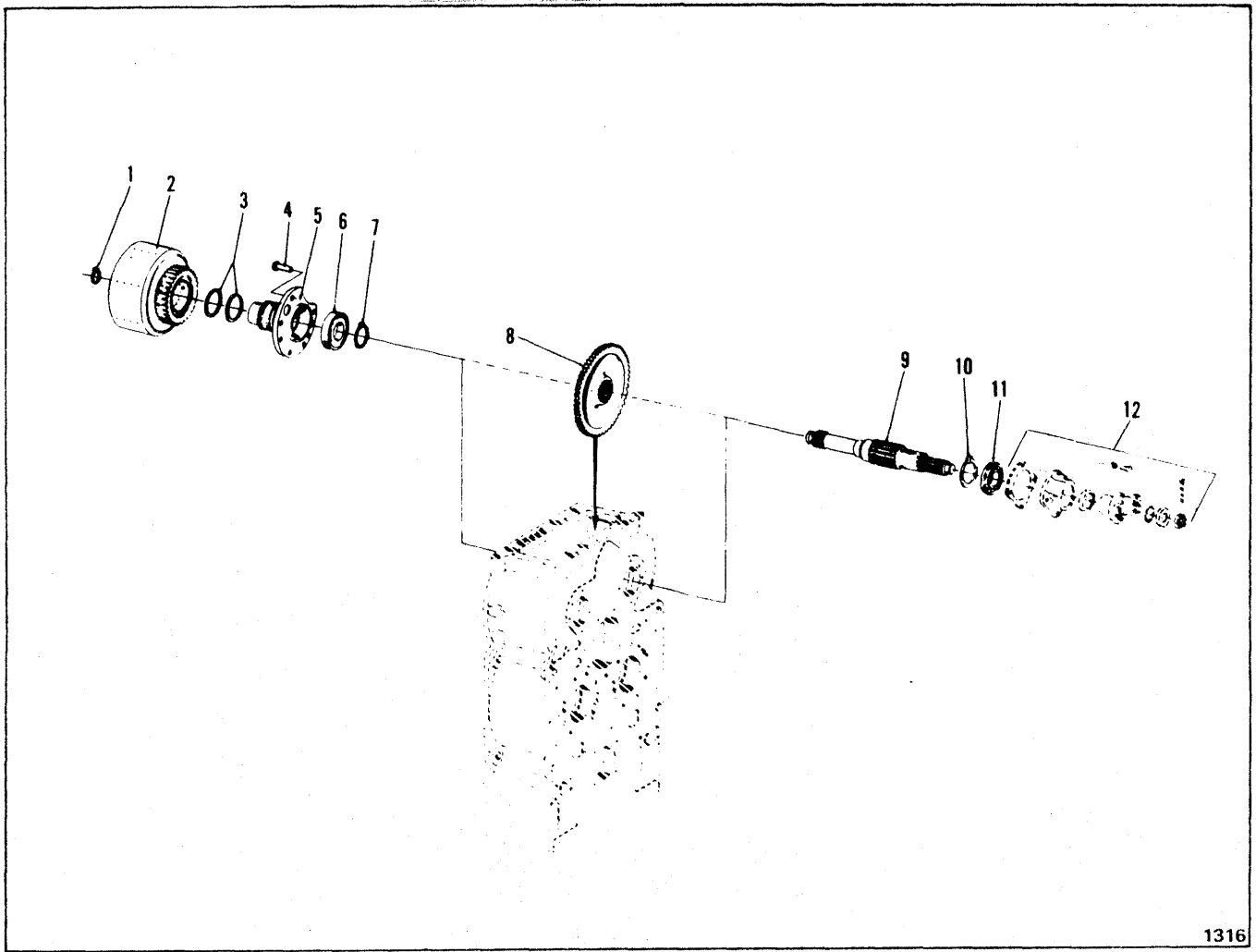
1338

TRANSMISSION CASE AND INTERNAL TUBING

Item	Part No.	Description	Qty.
1	217578	TUBE, Lube Crossover	1
2	217669	TUBE, 1st Pressure	1
3	230227	TRANSMISSION CASE ASSY	1
4	217577	TUBE, 2nd Lube	1
5	217674	TUBE, 2nd Pressure	1
6	222067	SLEEVE, Tube	10
7	222067	SLEEVE, Tube	14
8	6H-29	CLIP, Tube	1
9	222167	CLIP, Tube	1
10	25E-13	WASHER	1
11	1H-430	RIVET	1
12	217579	TUBE, 4th Pressure	1
13	217580	TUBE, Reverse Pressure	1

Item	Part No.	Description	Qty.
14	217581	TUBE, Reverse Lube	1
15	217582	TUBE, 3rd Lube	1
16	217583	TUBE, Input Lube	1
17	217584	TUBE, Input Pressure	1
18	217585	TUBE, 3rd Pressure	1
19	1H-534	RIVET	1
20	25E-15	WASHER	1
21	6H-29	CLIP, Tube	1
22	217586	TUBE, Lube Crossover	1
23	6H-32	CLIP, Dipstick	1
24	1H-416	RIVET	1
25	25E-13	WASHER	1

WHEN ORDERING PARTS, ALWAYS STATE MODEL AND SERIAL NO. OF MACHINE

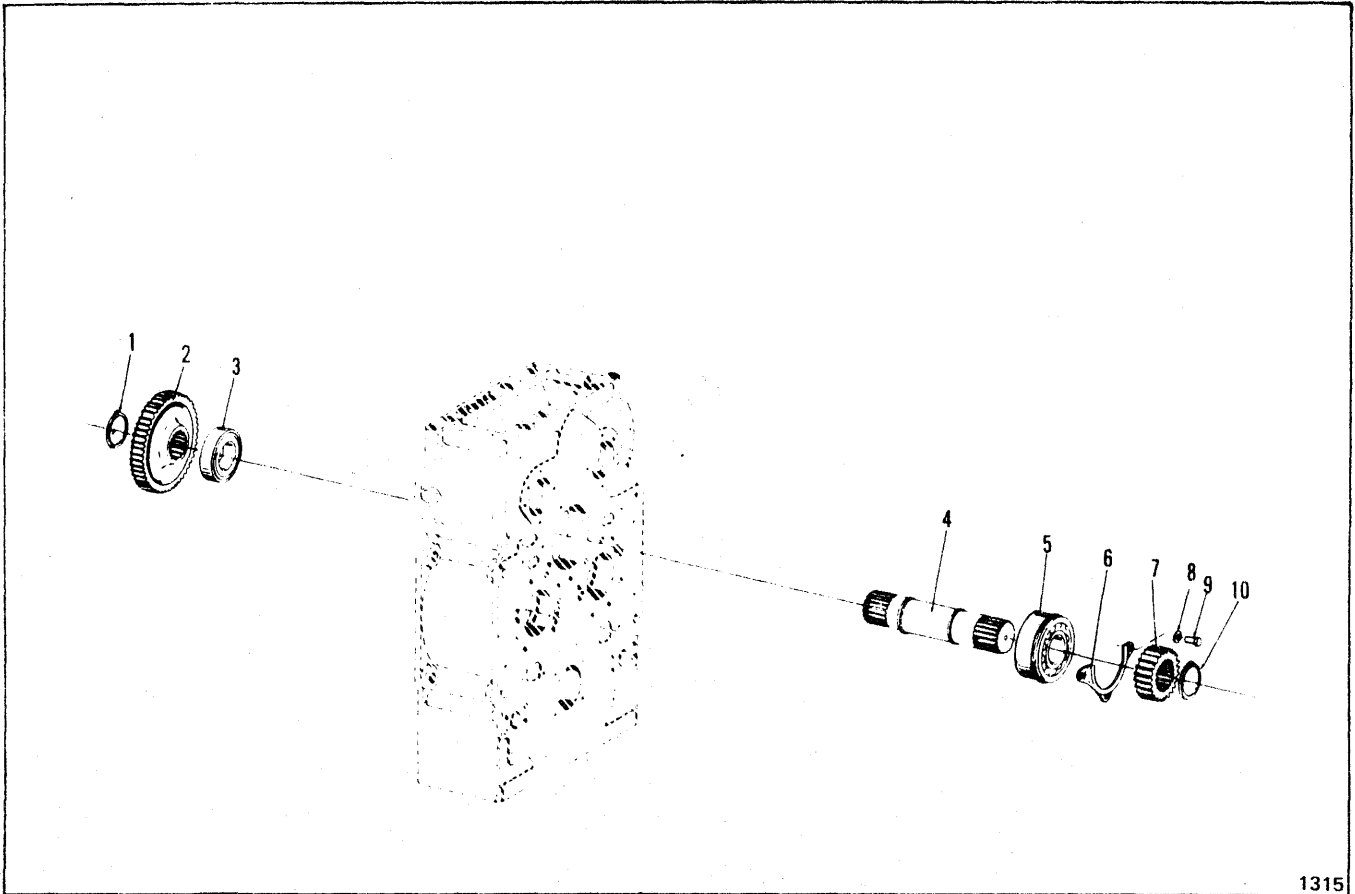


1316

INPUT SHAFT GROUP

Item	Part No.	Description	Qty.
1	711418	RING, Disc Hub Snap	1
2	----	INPUT CLUTCH ASSY (See Index)	1
3	217600	RING, Clutch Support Piston	2
4	8C-820	BOLT, Clutch Support to Case	8
5	217146	SUPPORT, Input Clutch	1
6	225792	BEARING, Rear	1
7	711161	RING, Gear Snap	1
8	217458	GEAR (57 T)	1
9	217552	SHAFT, Input	1
10	711161	RING, Gear Snap	1
11	225824	BEARING, Front	1
12	----	See Transmission Assy & Clutch Cover	—

WHEN ORDERING PARTS, ALWAYS STATE MODEL AND SERIAL NO. OF MACHINE

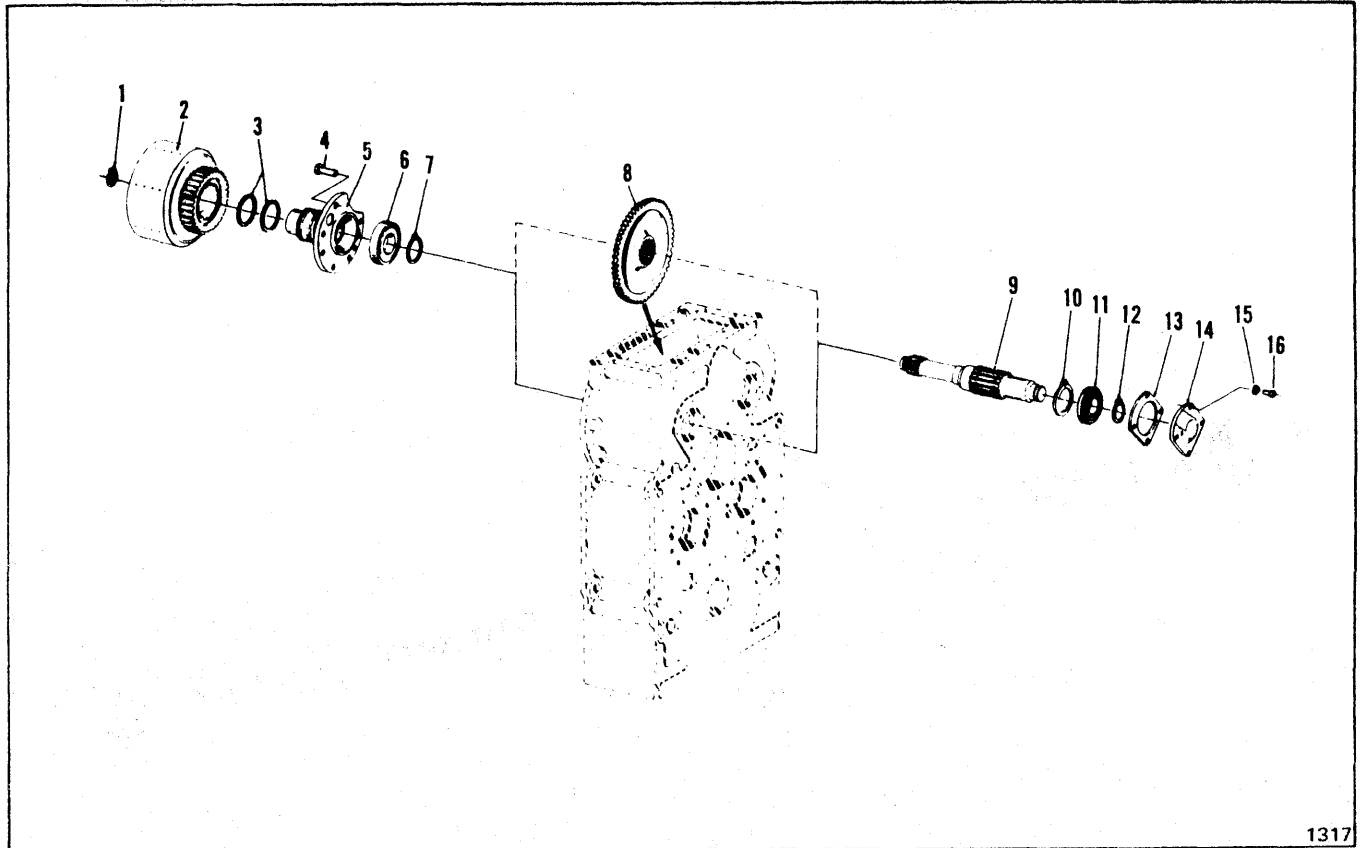


1315

IDLER SHAFT GROUP

Item	Part No.	Description	Qty.
1	711161	RING, Gear Snap	1
2	217461	GEAR, Idler Shaft (50 T)	1
3	225835	BEARING, Rear Roller	1
4	217548	SHAFT, Idler	1
5	225836	BEARING, Front	1
6	217560	RETAINER, Bearing	1
7	217463	GEAR, Idler Shaft (25 T)	1
8	4E-07	LKWSHR	3
9	1C-716	BOLT, Bearing Retainer	3
10	711161	RING, Gear Snap	1

WHEN ORDERING PARTS, ALWAYS STATE MODEL AND SERIAL NO. OF MACHINE

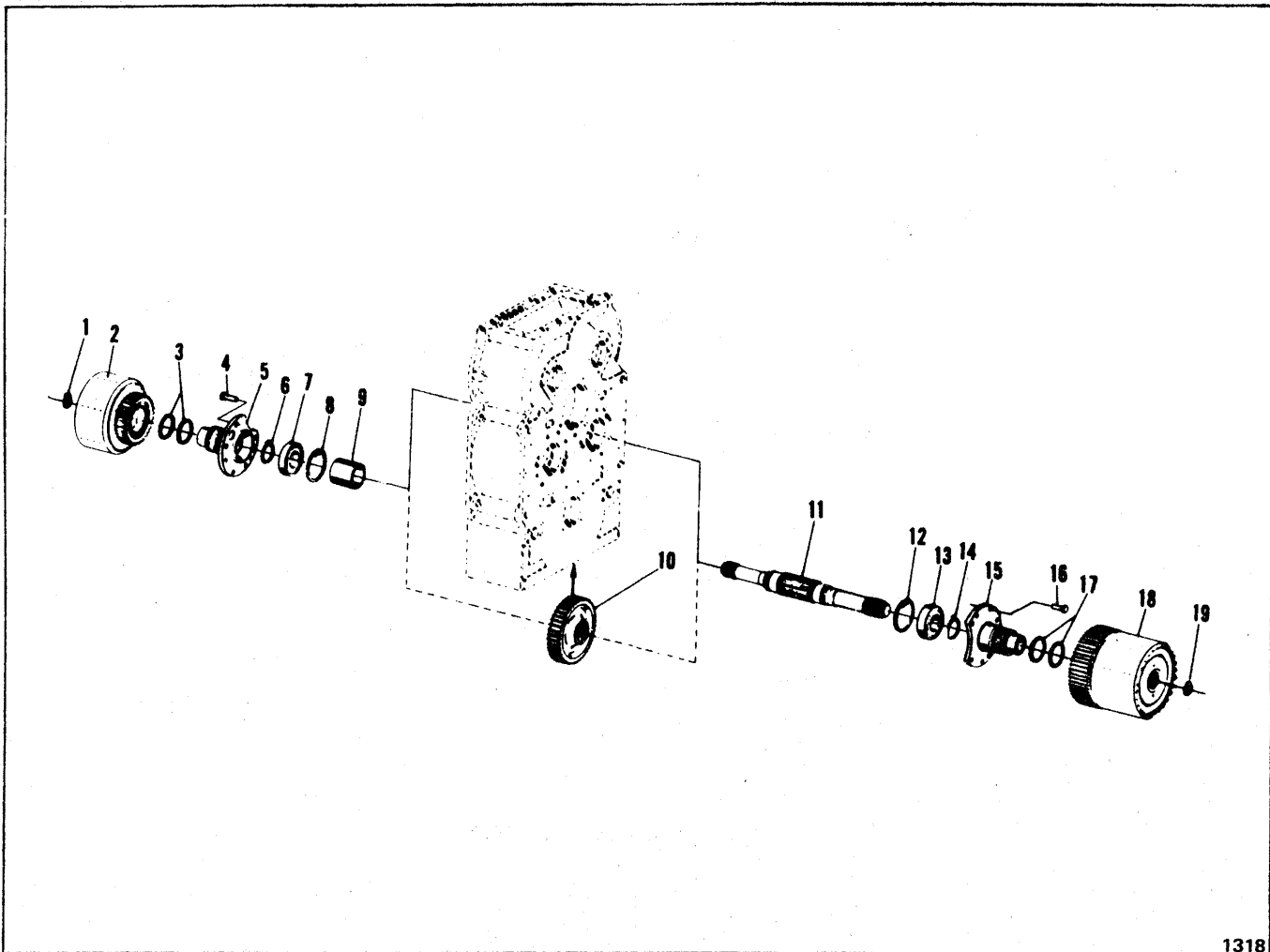


1317

REVERSE SHAFT GROUP

Item	Part No.	Description	Qty.
1	711418	RING, Disc Hub Snap	1
2	---	REVERSE CLUTCH ASSY (See Index)	1
3	217600	RING, Clutch Support Piston	2
4	8C-820	BOLT, Clutch Support to Case	8
5	217146	SUPPORT, Reverse	1
6	225792	BEARING, Rear	1
7	711161	RING, Gear Snap	1
8	217458	GEAR (57T)	1
9	217547	SHAFT, Reverse	1
10	711161	RING, Gear Snap	1
11	225824	BEARING, Front	1
12	224083	RING, Bearing Snap	1
13	217558	GASKET, Bearing Cap	1
14	217557	CAP, Bearing	1
15	4E-06	LKWSHR	4
16	1C-616	BOLT, Bearing Cap	4

WHEN ORDERING PARTS, ALWAYS STATE MODEL AND SERIAL NO. OF MACHINE



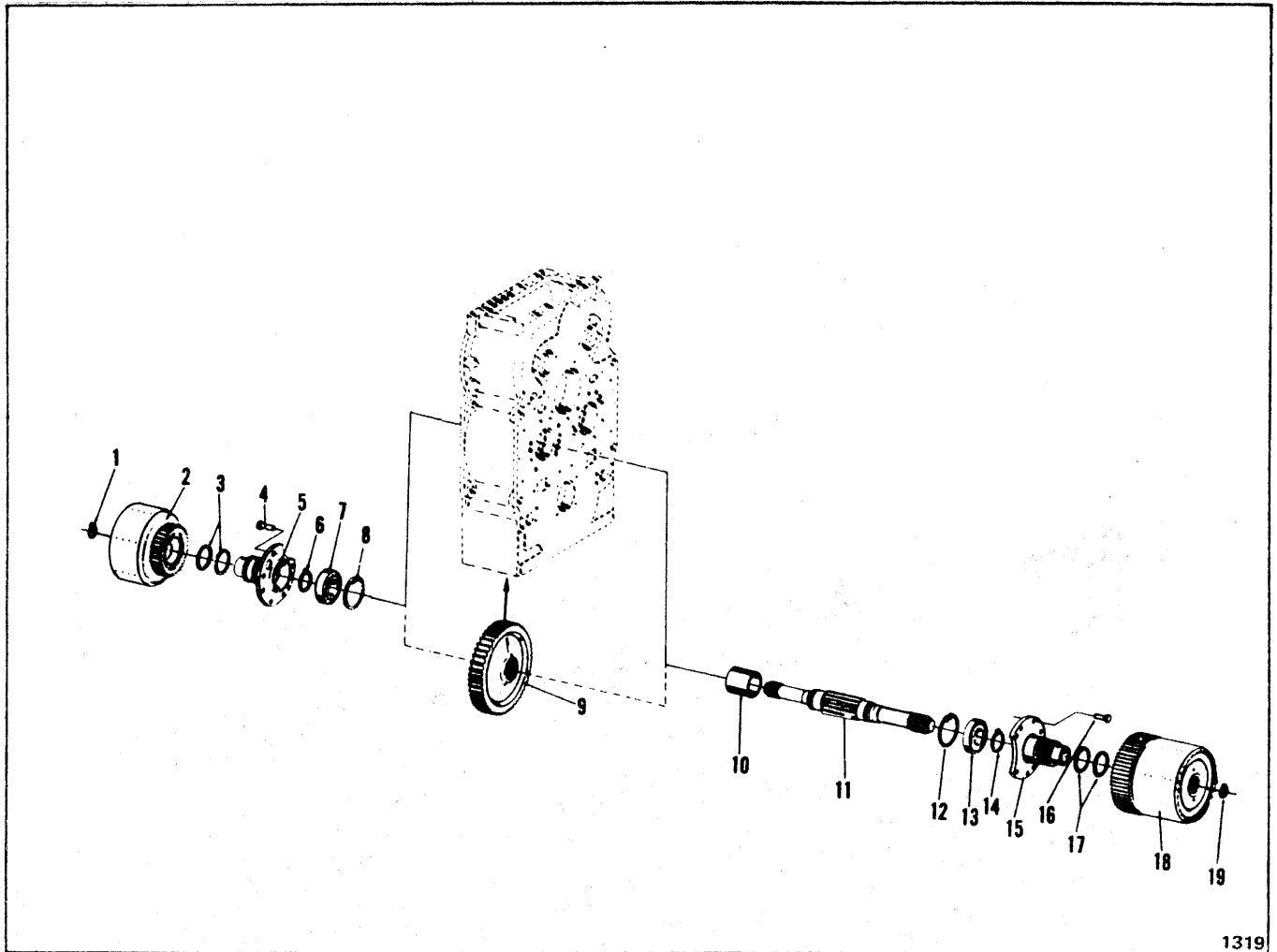
1318

FIRST AND THIRD SHAFT GROUP

Item	Part No.	Description	Qty.
1	711418	RING, Disc Hub Snap	1
2	-----	3rd CLUTCH ASSY (See Index)	1
3	217600	RING, Clutch Support Piston	2
4	8C-820	BOLT, Clutch Support to Case	8
5	217146	SUPPORT, 3rd Clutch	1
6	743669	RING, Snap	1
7	225792	BEARING, Rear	1
8	223882	RING, Snap	1
9	217559	SPACER, Gear	1
10	217464	GEAR, 1st & 3rd Shaft (45 T)	1

Item	Part No.	Description	Qty.
11	232393	SHAFT, 1st & 3rd	1
12	223882	RING, Snap	1
13	225794	BEARING, Front	1
14	743669	RING, Snap	1
15	217156	SUPPORT, 1st Clutch	1
16	8C-820	BOLT, Clutch Support to Case	8
17	223740	RING, Clutch Support Piston	2
18	-----	1st CLUTCH ASSY (See Index)	1
19	659764	RING, Disc Hub Snap	1

WHEN ORDERING PARTS, ALWAYS STATE MODEL AND SERIAL NO. OF MACHINE



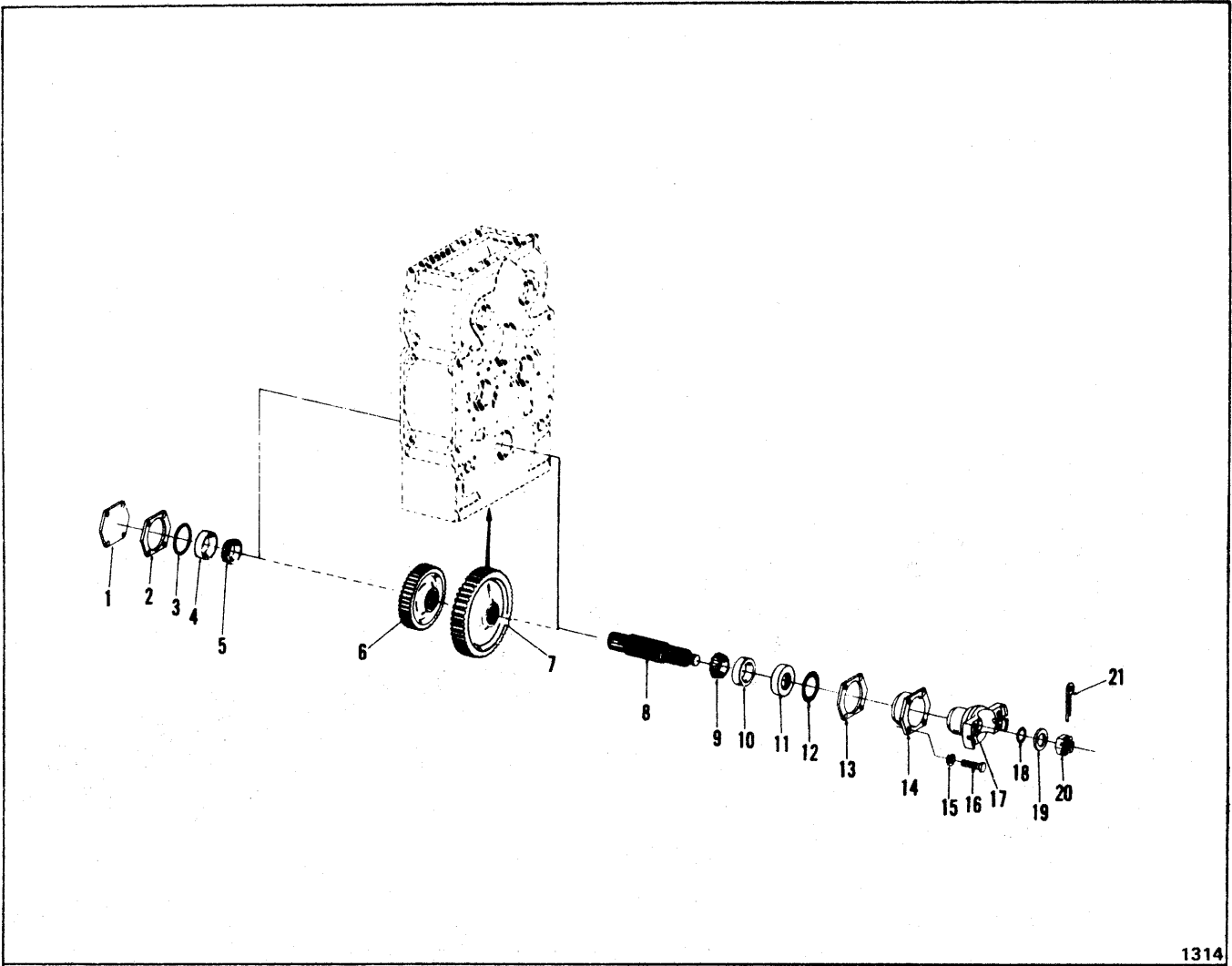
1319

SECOND AND FOURTH SHAFT GROUP

Item	Part No.	Description	Qty.
1	711418	RING, Disc Hub Snap	1
2	-----	4th CLUTCH ASSY (See Index)	1
3	217600	RING, Clutch Support Piston	2
4	8C-820	BOLT, Clutch Support to Case	8
5	217146	SUPPORT, 4th Clutch	1
6	743669	RING, Snap	1
7	225794	BEARING, Rear	1
8	223882	RING, Snap	1
9	217465	GEAR, 2nd & 4th Shaft (63 T)	1
10	217559	SPACER, Gear	1

Item	Part No.	Description	Qty.
11	232393	SHAFT, 2nd & 4th	1
12	223882	RING, Snap	1
13	225792	BEARING, Front	1
14	743669	RING, Snap	1
15	217156	SUPPORT, 2nd Clutch	1
16	8C-820	BOLT, Clutch Support to Case	8
17	223740	RING, Clutch Support Piston	2
18	-----	2nd CLUTCH ASSY (See Index)	1
19	659764	RING, Disc Hub Snap	1

WHEN ORDERING PARTS, ALWAYS STATE MODEL AND SERIAL NO. OF MACHINE



1314

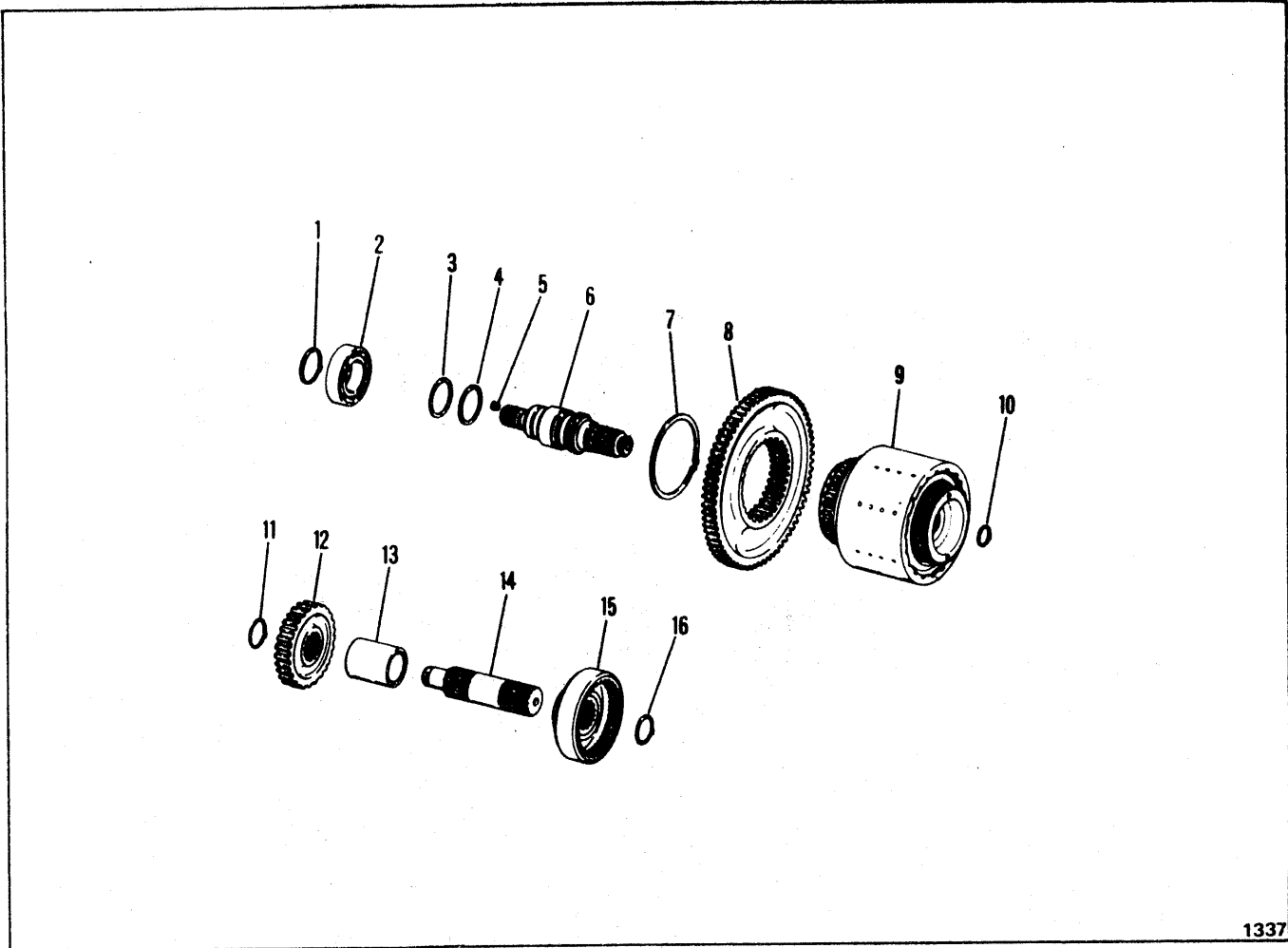
OUTPUT SHAFT GROUP

Item	Part No.	Description	Qty.
1	217627	CAP, Rear Output Bearing	1
2	217566	‡SHIM	—
2A	217567	‡SHIM	—
2B	217568	‡SHIM	—
3	25K-40308	"O" RING	1
4	856250	CUP, Bearing	1
5	654141	CONE, Bearing	1
6	217464	GEAR, Output Shaft (45 T)	1
7	217465	GEAR, Output Shaft (63 T)	1
8	218504	SHAFT, Output	1
9	654141	CONE, Bearing	1
10	856250	CUP, Bearing	1
11	225823	SEAL, Oil	1

Item	Part No.	Description	Qty.
12	25K-40308	"O" RING	1
13	217566	‡SHIM	—
13A	217567	‡SHIM	—
13B	217568	‡SHIM	—
14	217565	CAP, Bearing	1
15	4E-07	LKWSHR	8
16	1C-720	BOLT, Bearing Cap	8
17	222233	FLANGE, Output	1
18	25K-60116	"O" RING, Flange	1
19	222179	WASHER	1
20	205928	NUT, Output Shaft Flange	1
21	1F-436	PIN, Cotter	1

‡ As Required

WHEN ORDERING PARTS, ALWAYS STATE MODEL AND SERIAL NO. OF MACHINE

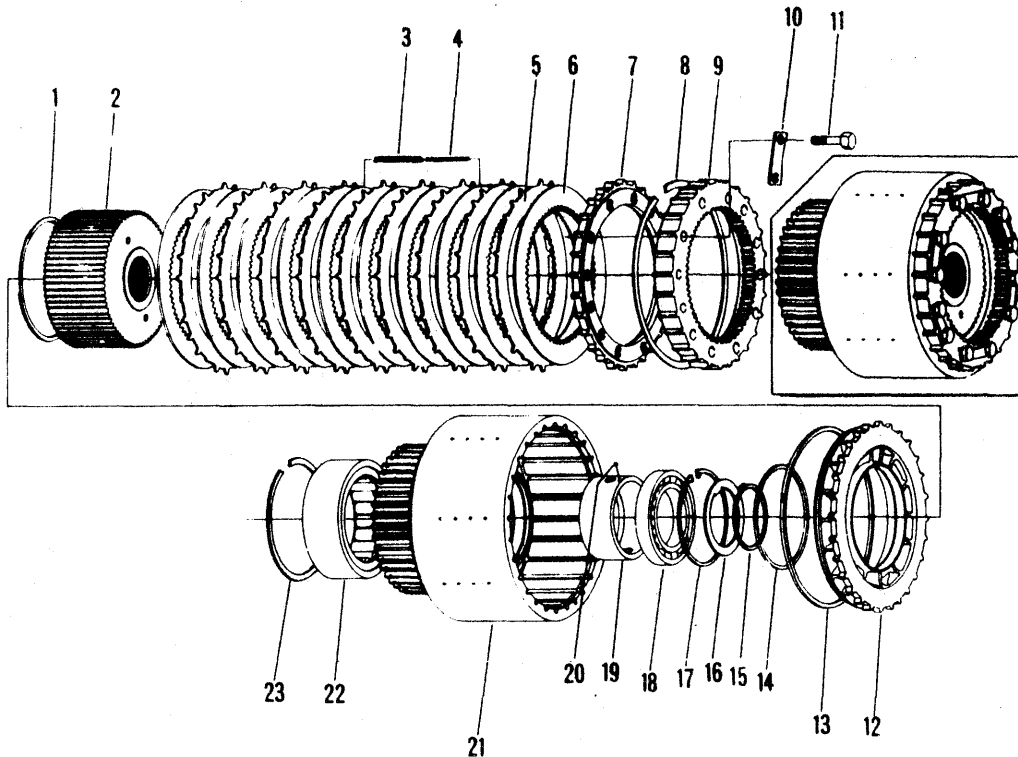


1337

UNDERDRIVE GROUP

Item	Part No.	Description	Qty.
1	230067	RING, Bearing Retainer	1
2	230056	BEARING, Underdrive Shaft	1
3	223740	RING, Piston	1
4	223740	RING, Piston	1
5	16F-01	PLUG, Underdrive Shaft	1
6	230236	UNDERDRIVE CLUTCH SHAFT ASSY (Inc 5)	1
7	217605	RING, Underdrive Driven Gear Snap	1
8	230145	GEAR, Underdrive Driven	1
9	----	UNDERDRIVE CLUTCH ASSY (See Index)	1
10	659764	RING, Disc Hub Snap	1
11	743035	RING, Underdrive Input Shaft Snap	1
12	230144	GEAR, Underdrive Drive	1
13	230130	GEAR, Spacer	1
14	230000	SHAFT, Underdrive Input	1
15	230001	COUPLING, Underdrive Input	1
16	743035	RING, Underdrive Input Shaft Snap	1

WHEN ORDERING PARTS, ALWAYS STATE MODEL AND SERIAL NO. OF MACHINE



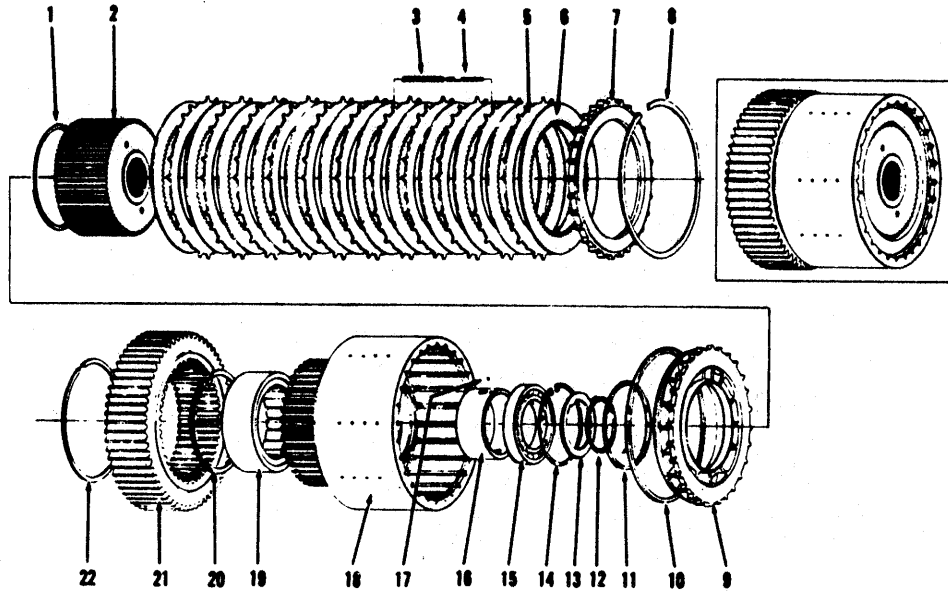
1336

INPUT CLUTCH GROUP

Item	Part No.	Description	Qty.
A	230229	INPUT CLUTCH ASSY (Inc 1 thru 23)	1
1	217509	RING, Disc Hub Oil Baffle	1
2	217148	DISC HUB ASSY	1
3	217347	SPRING, Disc	6
4	217601	PIN, Disc Spring	6
5	232394	DISC, Outer	5
6	227495	DISC, Inner	6
7	230006	PLATE, End	1
8	217099	RING, End Plate Snap	1
9	230007	ADAPTER, End Plate	1
10	230008	LOCKTAB, Adapter Screw	6
11	2C-624	SCREW, Adapter	12

Item	Part No.	Description	Qty.
12	217164	PISTON	1
13	217361	RING, Piston Outer Piston	1
14	217411	RING, Piston Inner Piston	1
15	743669	RING, Bearing Washer Snap	1
16	217151	WASHER, Bearing	1
17	223901	RING, Bearing Snap	1
18	225812	BEARING, Support Ball	1
19	218214	RACE, Piston Ring Outer	1
20	10J-08	BALL	1
21	217142	CLUTCH DRUM ASSY (Inc 19 & 20)	1
22	225795	BEARING, Support Roller	1
23	223855	RING, Bearing Snap	1

WHEN ORDERING PARTS, ALWAYS STATE MODEL AND SERIAL NO. OF MACHINE



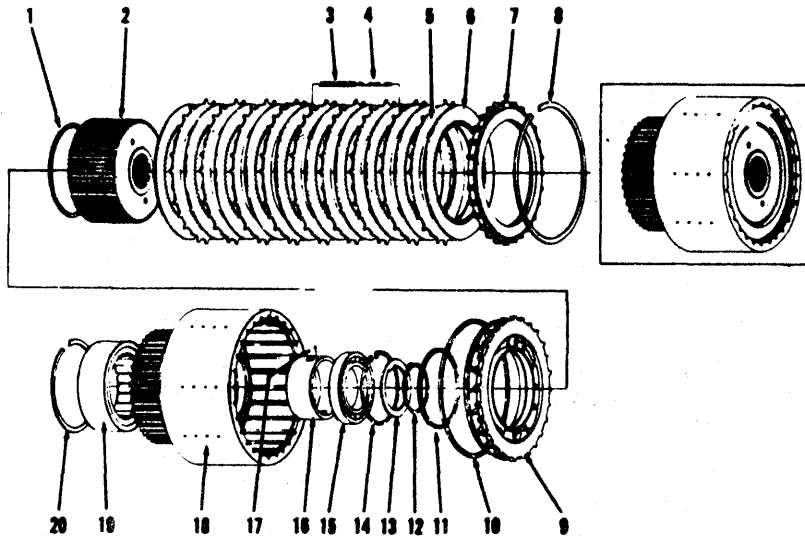
1332

FIRST AND SECOND CLUTCH GROUP

Item	Part No.	Description	Qty.
A	218359	FIRST & SECOND CLUTCH ASSY (Inc 1 thru 22)	2
NOTE: Two (2) Clutch Assemblies used in Transmission. Quantities below are for one (1) Clutch Assembly.			
1	217509	RING, Disc Hub Oil Baffle	1
2	217158	DISC HUB ASSY	1
3	217334	SPRING, Disc	6
4	217599	PIN, Disc Spring	6
5	232394	DISC, Outer	9
6	232778	DISC, Inner	10
7	217161	PLATE, End	1
8	217099	RING, End Plate Snap	1

Item	Part No.	Description	Qty.
9	217164	RING, Piston	1
10	217361	RING, Piston Outer Piston	1
11	217411	RING, Piston Inner Piston	1
12	731627	RING, Washer Snap	1
13	217165	WASHER, Bearing	1
14	664116	RING, Bearing Snap	1
15	225813	BEARING, Support Ball	1
16	217155	RACE, Piston Ring Outer	1
17	10J-08	BALL, Outer Race	1
18	217152	CLUTCH DRUM ASSY (Inc 16 & 17)	1
19	225796	BEARING, Support Roller.....	1
20	223997	RING, Bearing Snap	1
21	217505	GEAR, Clutch Drum Hub	1
22	217605	RING, Gear Snap	1

WHEN ORDERING PARTS, ALWAYS STATE MODEL AND SERIAL NO. OF MACHINE



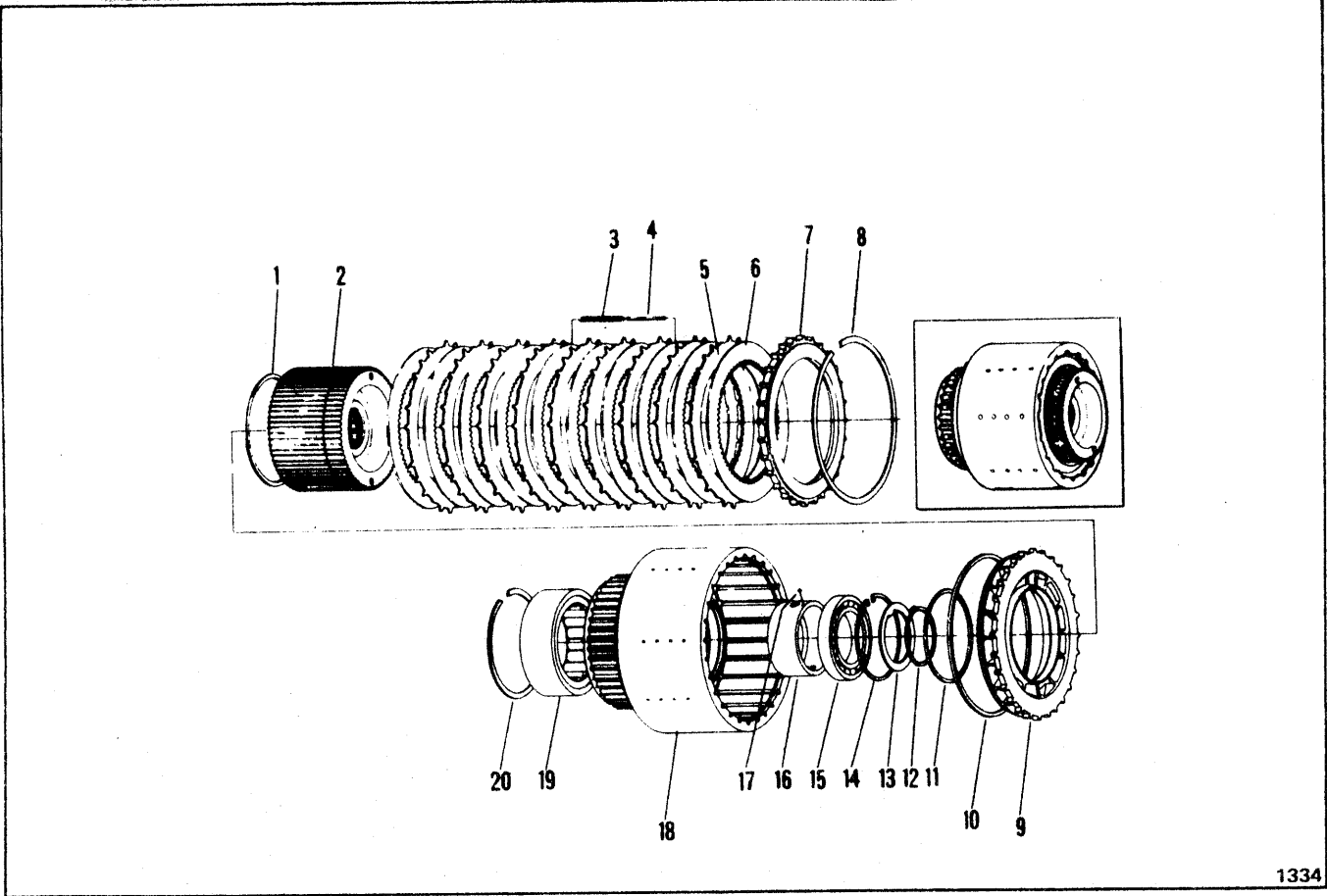
1333

THIRD AND FOURTH CLUTCH GROUP

Item	Part No.	Description	Qty.
A	217520	* THIRD & FOURTH CLUTCH ASSY (Inc 1 thru 20)	2
*NOTE: Two (2) Clutch Assemblies used in Transmission. Quantities shown below are for one (1) Clutch Assembly.			
1	217509	RING, Disc Hub Oil Baffle	1
2	217148	DISC HUB ASSY	1
3	217347	SPRING, Disc	6
4	217601	PIN, Disc Spring	6
5	232394	DISC, Outer	5
6	227495	DISC, Inner	6
7	217161	PLATE, End	1

Item	Part No.	Description	Qty.
8	217099	RING, End Plate Snap	1
9	217164	PISTON	1
10	217361	RING, Piston Outer Piston	1
11	217411	RING, Piston Inner Piston	1
12	743669	RING, Washer Snap	1
13	217151	WASHER, Bearing	1
14	223901	RING, Bearing Snap	1
15	225812	BEARING, Support Ball	1
16	218214	RACE, Piston Ring Outer	1
17	10J-08	BALL, Outer Race	1
18	217142	CLUTCH DRUM ASSY (Inc 16 & 17)	1
19	225795	BEARING, Support Roller	1
20	223855	RING, Bearing Snap	1

WHEN ORDERING PARTS, ALWAYS STATE MODEL AND SERIAL NO. OF MACHINE

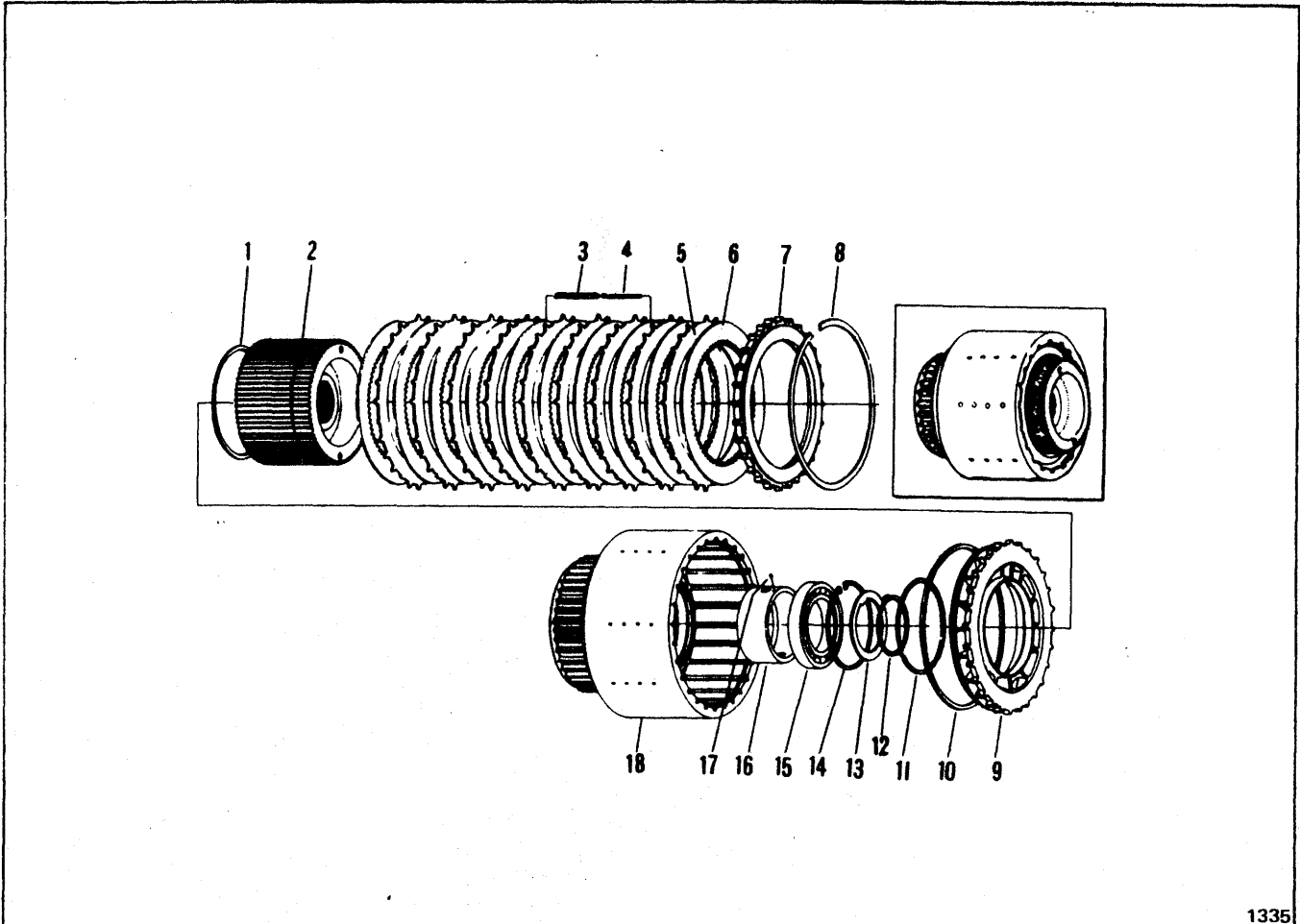


1334

REVERSE CLUTCH GROUP

Item	Part No.	Description	Qty.
A	230230	REVERSE CLUTCH ASSY (Inc 1 thru 20)	1
1	217509	RING, Disc Hub Oil Baffle	1
2	230143	DISC HUB ASSY	1
3	217347	SPRING, Disc	6
4	217601	PIN, Disc Spring	6
5	217162	DISC, Outer	5
6	227495	DISC, Inner	6
7	217161	PLATE, End	1
8	217099	RING, End Plate Snap	1
9	217164	PISTON	1
10	217361	RING, Piston Outer Piston	1
11	217411	RING, Piston Inner Piston	1
12	743669	RING, Washer Snap	1
13	217151	WASHER, Bearing	1
14	223901	RING, Bearing Snap	1
15	225812	BEARING, Support Ball	1
16	218214	RACE, Piston Ring Outer	1
17	10J-08	BALL, Outer Race	1
18	217142	CLUTCH DRUM ASSY (Inc 16 & 17)	1
19	225795	BEARING, Support Roller	1
20	223855	RING, Bearing Snap	1

WHEN ORDERING PARTS, ALWAYS STATE MODEL AND SERIAL NO. OF MACHINE

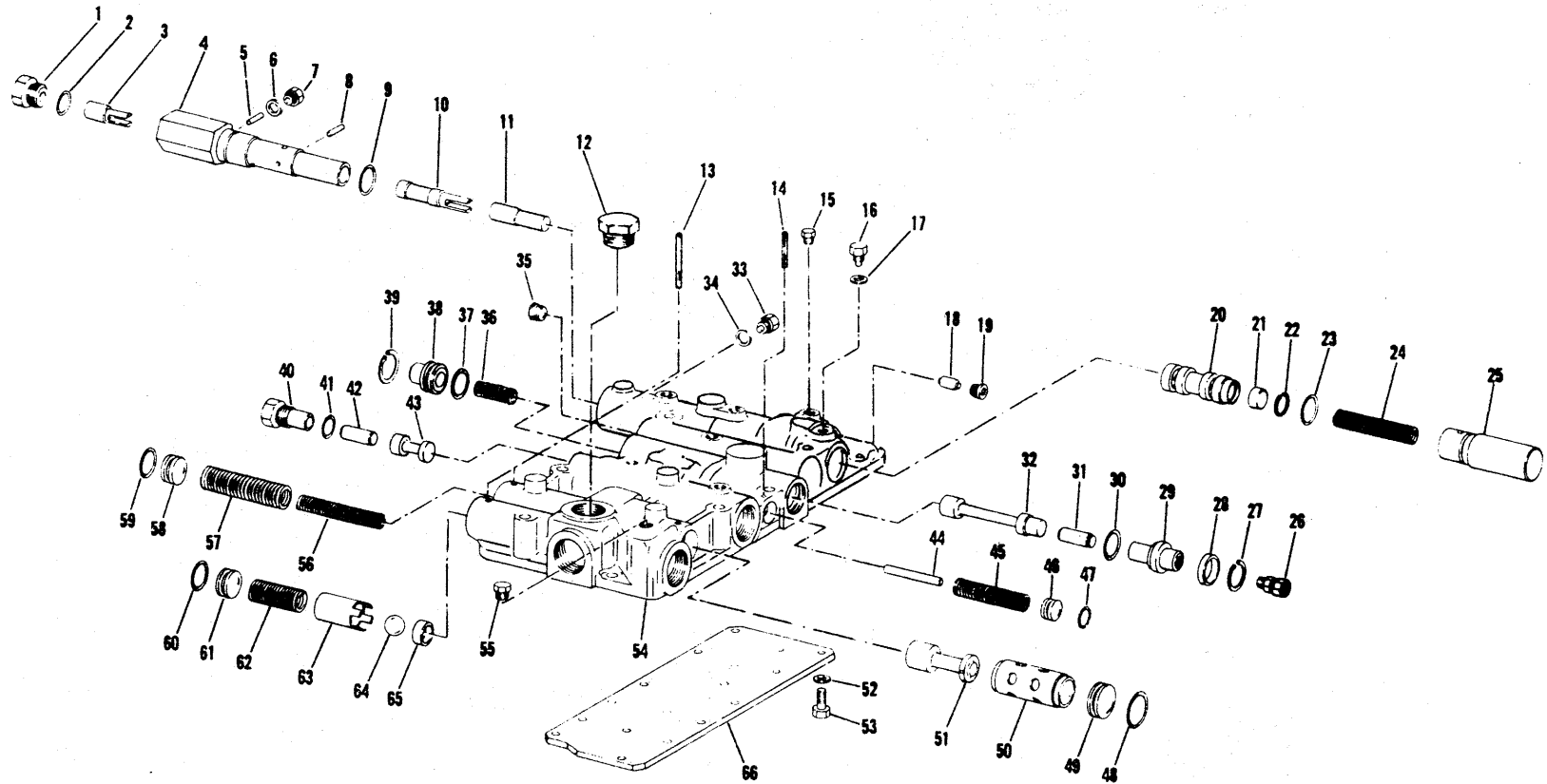


1335

UNDERDRIVE CLUTCH GROUP

Item	Part No.	Description	Qty.
1	217509	RING, Disc Hub Oil Baffle	1
2	230004	HUB, Disc	1
3	217334	SPRING, Disc	6
4	217599	PIN, Disc Spring	6
5	232394	DISC, Outer	9
6	227495	DISC, Inner	10
7	217161	PLATE, End	1
8	217099	RING, End Plate Snap	1
9	217164	PISTON	1
10	217361	RING, Piston Outer Piston	1
11	217411	RING, Piston Inner Piston	1
12	743667	RING, Washer Snap	1
13	222582	WASHER, Bearing	1
14	664116	RING, Bearing Snap	1
15	225813	BEARING, Support Ball	1
16	217155	RACE, Piston Ring Outer	1
17	10J-08	BALL, Outer Race	1
18	217152	CLUTCH DRUM ASSY (Inc 16 & 17)	1

WHEN ORDERING PARTS, ALWAYS STATE MODEL AND SERIAL NO. OF MACHINE

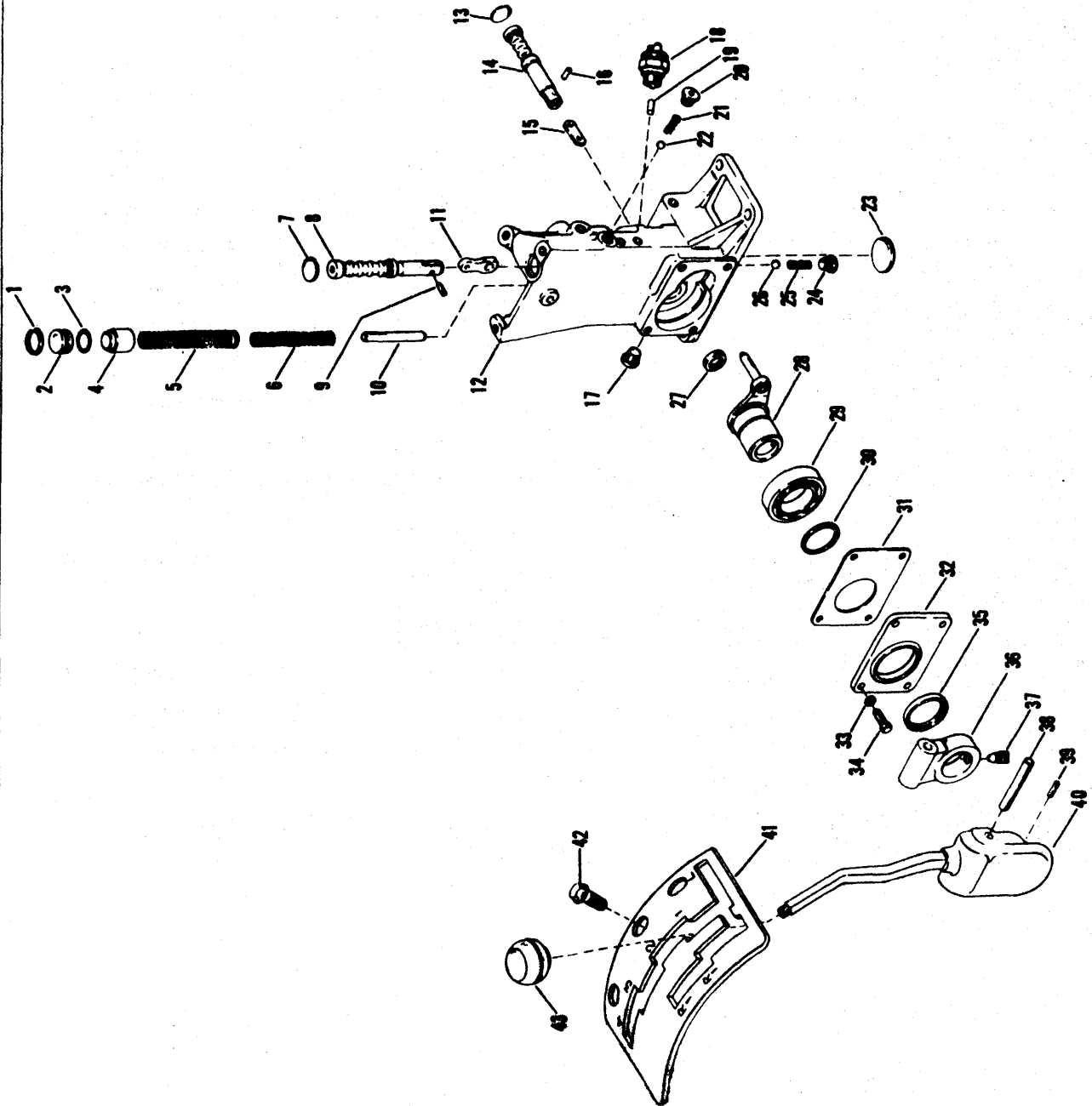


TRANSMISSION CONTROL VALVE AND COVER

TRANSMISSION CONTROL VALVE AND COVER

Item	Part No.	Description	Qty.	Item	Part No.	Description	Qty.
A	231652	TRANSMISSION CONTROL		32	230102	VALVE, Forward and Reverse	1
		VALVE ASSY (Inc 1 thru 66)	1	33	227422	PLUG	1
1	227418	PLUG, Shaft Cylinder Housing	1	34	731964	WASHER	1
2	91F-07	"O" RING, Shaft Cylinder Housing Plug	1	35	16F-08	PLUG, Pipe	1
3	228096	VALVE, 3rd Speed	1	36	227564	SPRING, Range Valve	1
4	228094	HOUSING, Shift Cylinder	1	37	25K-30030	"O" RING	1
5	106358	PIN, 3rd Speed Valve Stop	1	38	230103	CAP, Forward and Reverse Spring	1
6	743314	WASHER	1	39	666587	WASHER, Spring Cap	1
7	227423	PLUG	1	40	230104	GUIDE, Neutral Piston	1
8	106358	PIN, 2nd Speed Valve Stop	1	41	91F-07	"O" RING, Neutral Piston Guide	1
9	25K-30030	"O" RING, Housing	1	42	227562	PISTON, Neutral Valve	1
10	228095	VALVE, 2nd Speed	1	43	230105	SPOOL, Neutral Valve	1
11	227550	VALVE, 1st Speed	1	44	230520	PIN	1
12	24K-10	PLUG	1	45	231134	SPRING, Neutral Valve	1
13	300058	PIN, Stop Roll	3	46	220983	STOP, Neutral Valve	1
14	654724	PIN, Neutral Valve Stop Roll	1	47	25K-30018	"O" RING, Neutral Valve Stop	1
15	40K-02	PLUG, Pipe	5	48	25K-40100	"O" RING, Stop	1
16	227422	PLUG	1	49	217647	STOP, Valve Spool	1
17	731964	WASHER	1	50	217646	SLEEVE, Valve Spool	1
18	217654	VALVE	1	51	232731	SPOOL, Regulating Valve	1
19	47K-03	PLUG	1	52	5E-05	LKWSHR, Plate to Cover Screw	17
20	227555	VALVE, Selector	1	53	1C-512	BOLT, Plate to Cover	17
21	227556	PLUG, Selector Valve	1	54	231653	COVER, Control	1
22	659041	RING, Selector Valve Plug Snap	1	55	40K-04	PLUG, Pipe	1
23	25K-30030	"O" RING, Housing	1	56	217648	SPRING, Inner Spool	1
24	227558	SPRING, Selector Valve	1	57	217649	SPRING, Outer Spool	1
25	227557	HOUSING, End Plug	1	58	222041	STOP, Valve Spool	1
26	36F-01	ADAPTER, Union	1	59	25K-40024	"O" RING, Stop	1
27	664140	RING, Snap	1	60	25K-40024	"O" RING, Spring Stop	1
28	230106	SPACER	1	61	222041	STOP, Spring	1
29	227561	GUIDE, Forward and Reverse Piston	1	62	217651	SPRING, Safety Valve	1
30	25K-30030	"O" RING	1	63	217652	SPACER, Safety Valve	1
31	227562	PISTON, Forward and Reverse	1	64	10J-24	BALL, Safety Valve	1
				65	217650	SEAT, Safety Valve	1
				66	217632	PLATE, Control Cover	1

WHEN ORDERING PARTS, ALWAYS STATE MODEL AND SERIAL NO. OF MACHINE



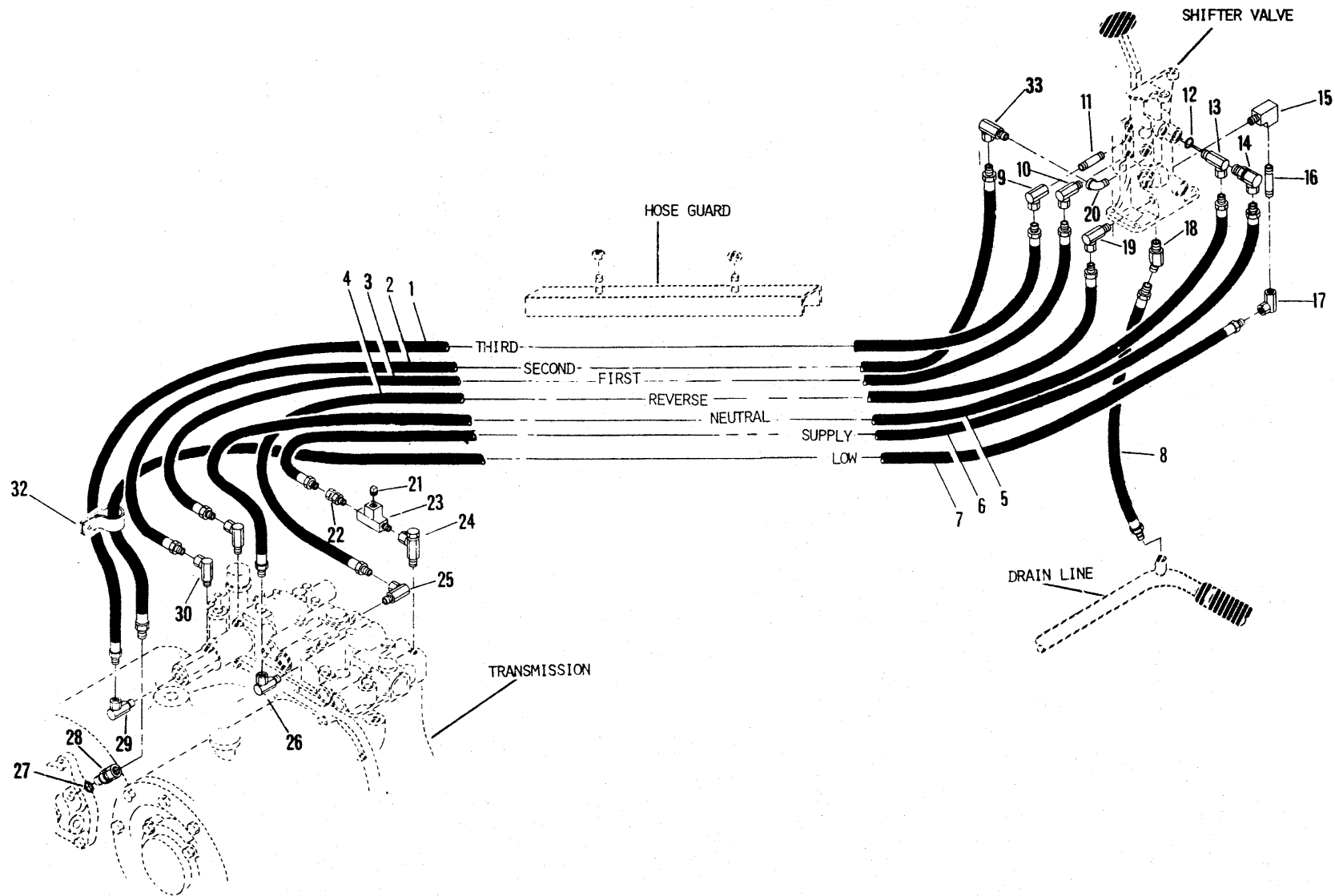
HYDRAULIC SHIFT CONTROL VALVE

HYDRAULIC SHIFT CONTROL VALVE

Item	Part No.	Description	Qty.	Item	Part No.	Description	Qty.
A	230304	TRANSMISSION SHIFT CONTROL VALVE ASSY (Inc 1 thru 37)...	1	22	10J-12	BALL, Poppet	1
1	662770	RING, Piston Stop Retainer	1	23	12F-113	PLUG, Welch	1
2	222041	STOP, Piston	1	24	47K-03	PLUG, Poppet Spring	1
3	25K-40024	"O" RING, Piston Stop	1	25	230086	SPRING, Poppet	1
4	230111	PISTON, Accumulator	1	26	10J-12	BALL, Poppet	1
5	230113	SPRING, Piston Outer	1	27	231515	SEAL, Oil	1
6	230112	SPRING, Piston Inner	1	28	230093	SHAFT & PIN ASSY	1
7	12F-100	PLUG, Welch	1	29	743459	BEARING, Selector Shaft	1
8	230090	SPOOL, Selector	1	30	659065	RING, Bearing Retainer	1
9	660821	PIN, Roll	1	31	230097	CAP, Gasket Bearing	1
10	230114	PIN, Piston Stop	1	32	230096	CAP, Bearing	1
11	230091	LINK, Spool	1	33	4E-05	LKWSHR, Bearing Bolt	4
12	-----	§BODY, Valve	1	34	1C-514	BOLT, Bearing Cap	4
13	12F-14	PLUG, Welch	1	35	225310	SEAL, Bearing Cap Oil	1
14	230098	SPOOL, Lock-Up.....	1	36	230107	BRACKET, Control Lever	1
15	230099	SPOOL, Link	1	37	201566	LOCKSCREW, Control Lever Bracket	1
16	1302554	PIN, Roll	1	38	731714	PIN, Roll	1
17	40K-04	PLUG, Pipe	1	39	1304732	PIN, Roll	1
18	229729	SWITCH, Neutral	1	40	231686	LEVER, Control	1
19	230089	PIN, Actuating	1	41	1568208	PLATE, Position Stop	1
20	47K-03	PLUG, Poppet Spring	1	42	1550938	BOLT	3
21	230086	SPRING, Poppet	1	43	201401	KNOB, Shift	1

§ Not Sold Separately

WHEN ORDERING PARTS, ALWAYS STATE MODEL AND SERIAL NO. OF MACHINE



TRANSMISSION SHIFT CONTROL SYSTEM

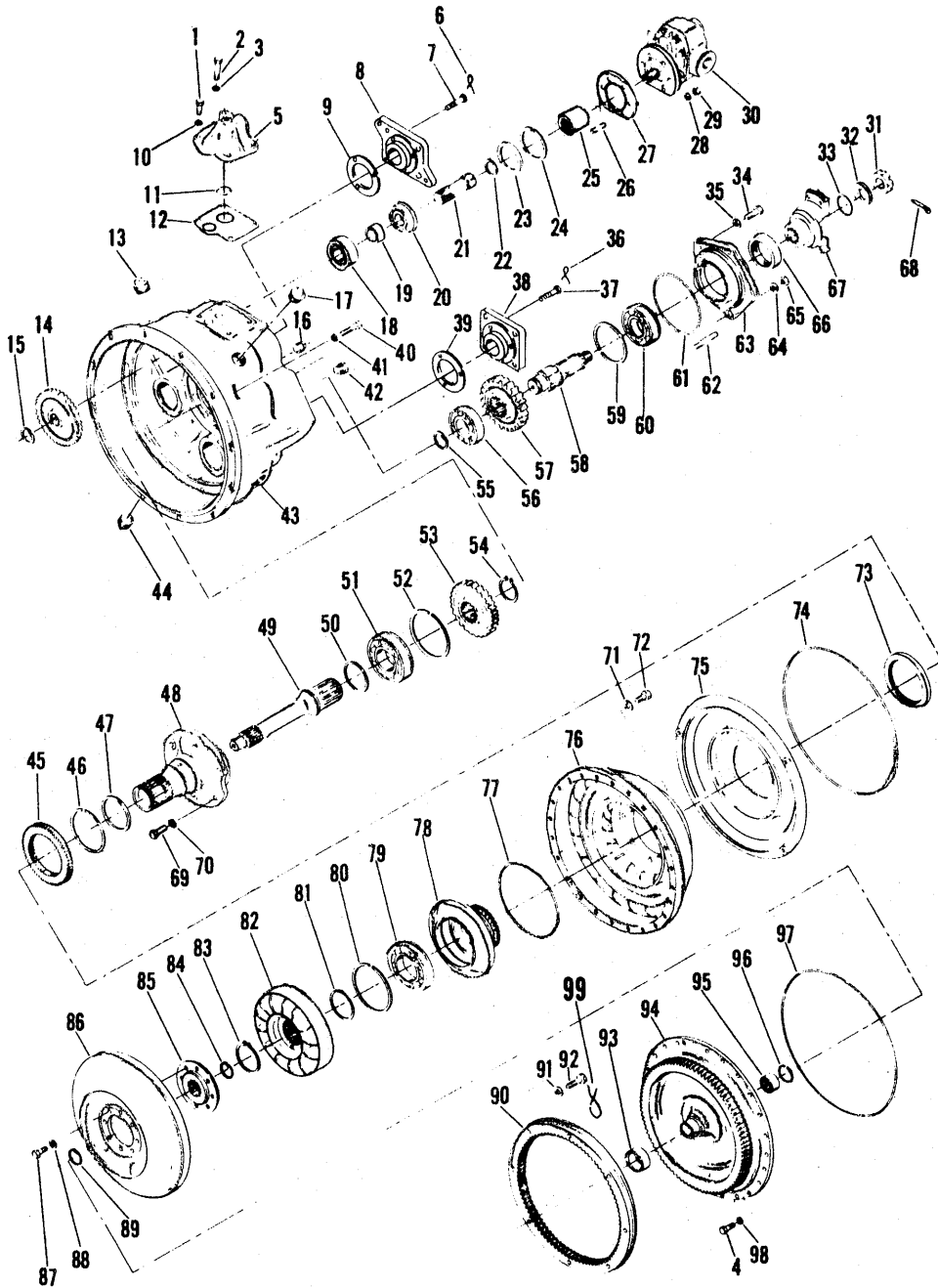
HYDRAULIC SYSTEM – TRANSMISSION SHIFT CONTROL

Item	Part No.	Description	Qty.
1	1566414	HOSE, Neutral & 3rd	1
2	1566413	HOSE, 2nd & 1st	1
3	1566413	HOSE, 2nd & 1st	1
4	1566415	HOSE, Reverse	1
5	1566414	HOSE, Neutral & 3rd	1
6	1566501	HOSE, Supply	1
7	1536118	HOSE, Low	1
8	1526383	HOSE, Drain	1
9	32F-1	ADAPTER	1
10	31F-1	ADAPTER	1
11	5K-110	NIPPLE	1
12	91F-5	"O" RING	1
13	31F-1	ADAPTER	1
14	775561	ADAPTER	1
15	29F-1	ELBOW	1
16	5K-216	NIPPLE	1
17	632710	ADAPTER	1
18	33F-4	ADAPTER	1
19	31F-1	ADAPTER	1
20	25F-1	ELBOW, Street	1
21	13F-04	PLUG	1
22	711186	ADAPTER	1
23	30F-1	TEE	1
24	6K-4	VALVE, Check	1
25	31F-1	ADAPTER	1
26	31F-1	ADAPTER	1
27	91F-6	"O" RING	1
28	1507643	ADAPTER	1
29	31F-1	ADAPTER	1
30	31F-1	ADAPTER	1
31	31F-1	ADAPTER	1
32	30H-46	‡ CLAMP	—
33	31F-1	ADAPTER	1
34	1736442	† ‡ TIE-DOWN	—

† Not Illustrated

‡ As Required

WHEN ORDERING PARTS, ALWAYS STATE MODEL AND SERIAL NO. OF MACHINE



TORQUE CONVERTER ASSEMBLY – TRACTOR

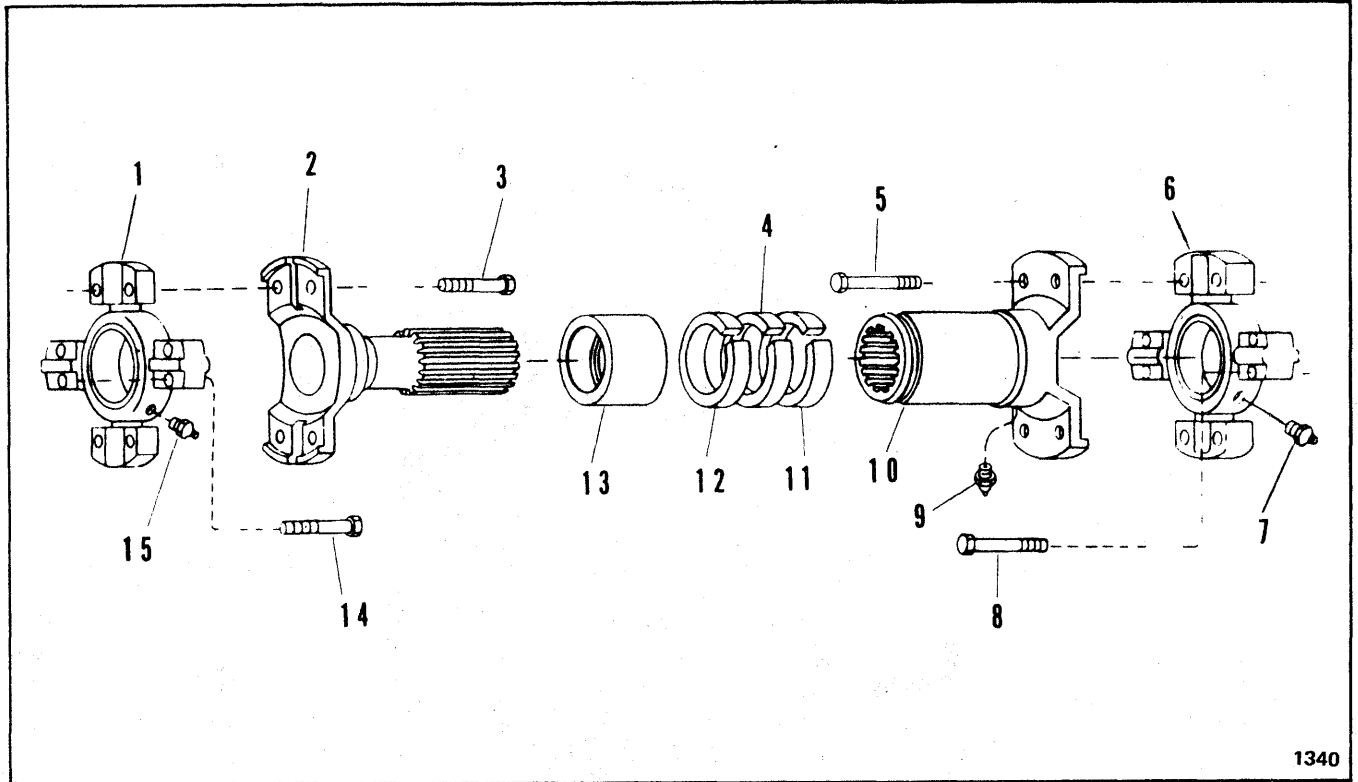
1326

TORQUE CONVERTER ASSEMBLY

Item	Part No.	Description	Qty.	Item	Part No.	Description	Qty.
A	283444	TORQUE CONVERTER ASSY (C273.5-11) (Inc 1 thru 99)	1	50	222079	RING, Turbine Shaft Piston	1
1	1C-616	BOLT, Cover to Housing	3	51	742002	BEARING, Turbine Shaft	1
2	1C-632	BOLT, Cover to Housing	1	52	214953	RING, Turbine Shaft Retaining	1
3	4E-06	LKWSHR	1	53	214938	*GEAR, Turbine Shaft	1
4	1C-616	BOLT, Impeller to Cover	24	54	224026	RING, Turbine Gear Retaining	1
5	217985	COVER, Inlet	1	55	214955	RING, Bearing Retaining	1
6	28H-18120	WIRE, Safety	1	56	742056	BEARING, Output Shaft Front	1
7	3C-616	BOLT, Flange to Housing	3	57	214935	*GEAR, Output Shaft	1
8	230502	FLANGE, Adapter	1	58	214937	SHAFT, Output	1
9	551906	GASKET, Flange	1	59	223901	RING, Output Shaft Bearing Retaining	1
10	4E-06	LKWSHR	3	60	743439	BEARING, Output Shaft Rear	1
11	25K-40104	"O" RING, Cover	1	61	25K-40512	"O" RING, Bearing Retainer	1
12	214949	GASKET, Cover	1	62	214730	STUB, Output Shaft Bearing Retainer	2
13	13F-16	PLUG, Converter Housing	2	63	214945	BEARING RETAINER & OIL SEAL ASSY (Inc 66)	1
14	214931	GEAR, Pump Drive	3	64	4E-07	LKWSHR	2
15	711298	RING, Gear Retaining	3	65	8D-07	NUT, Stud	2
16	16F-08	PLUG, Converter Housing	1	66	206864	SEAL, Bearing Retainer Oil	1
17	13F-16	PLUG, Shipping	1	67	214985	FLANGE, Output	1
18	214936	BEARING, Pump Drive Shaft	3	68	1F-424	PIN, Output Shaft Cotter	1
19	214930	SPACER, Drive Shaft	3	69	1C-820	BOLT, Stator Support	6
20	214956	BEARING, Pump Drive Shaft	3	70	7E-08	LKWSHR	6
20A	214954	RING, Bearing Retaining	3	71	25E-19	LKWSHR	8
21	214928	SHAFT, Pump Drive	3	72	4C-714	BOLT, Hub to Impeller	8
22	224039	RING, Pump Drive Shaft Retaining	3	73	214941	SEAL, Oil Baffle Oil	1
23	214929	WASHER, Pump Drive Shaft	3	74	214939	"O" RING, Oil Baffle	1
24	713186	RING, Pump Shaft Retaining	3	75	214925	BAFFLER, Oil	1
25	214961	SLEEVE, Charging Pump	1	76	219296	IMPELLER, Converter	1
26	207647	STUD, Pump Mounting	6	77	25K-40616	"O" RING, Impeller Hub	1
27	551906	GASKET, Charging Pump	1	78	214958	HUB, Impeller	1
28	4E-06	LKWSHR	6	79	214596	BEARING, Impeller Hub	1
29	8D-06	NUT, Stud	6	80	214953	RING, Impeller Bearing Retaining	1
30	450230	PUMP, Charging	1	81	229566	SPACER, Reaction Member	1
31	201951	NUT, Output Shaft	1	82	229563	MEMBER, Reaction	1
32	102745	WASHER, Output Shaft	1	83	743035	RING, Reaction Member Retaining	1
33	25K-40112	"O" RING, Output Shaft	1	84	659065	RING, Turbine Shaft Retaining	1
34	1C-720	SCREW, Bearing Retainer	3	85	214924	HUB, Turbine	1
35	4E-07	LKWSHR	3	86	219297	TURBINE, Converter	1
36	28H-18070	WIRE, Safety	3	87	209313	BOLT, Turbine Hub	8
37	3C-616	BOLT, Flange to Housing	6	88	619023	WASHER, Turbine Hub	8
38	216388	FLANGE, Adapter	1	89	659065	RING, Turbine Shaft Retaining	1
39	551906	GASKET, Flange	1	90	801158	GEAR, Flywheel Ring	1
40	1C-628	BOLT, Oil Baffle	3	91	215909	WASHER	8
41	4E-06	LKWSHR	3	92	224795	BOLT, Ring Gear	8
42	40K-02	PLUG, Converter Housing	1	93	222006	SLEEVE, Impeller Cover	1
43	214980	HOUSING, Converter	1	94	214922	COVER, Impeller	1
44	13F-16	PLUG, Converter Housing	1	95	214988	BEARING, Impeller Cover	1
45	214951	GEAR, Impeller Hub	1	96	666542	RING, Impeller Cover Bearing Retaining	1
46	224009	RING, Impeller Hub Gear Retaining	1	97	214939	"O" RING, Impeller to Cover	1
47	221653	RING, Stator Support Piston	1	98	1C-616	BOLT, Impeller to Cover	24
48	214932	STATOR SUPPORT & SLEEVE ASSY	1	99	28H-17060	WIRE, Safety	1
49	214933	SHAFT, Turbine	1				

* NOTE: For serial numbers 414A-101 thru 414A-179 order Item 53, Turbine Shaft Gear, and Item 57, Output Shaft Gear — Replace both gears.

WHEN ORDERING PARTS, ALWAYS STATE MODEL AND SERIAL NO. OF MACHINE

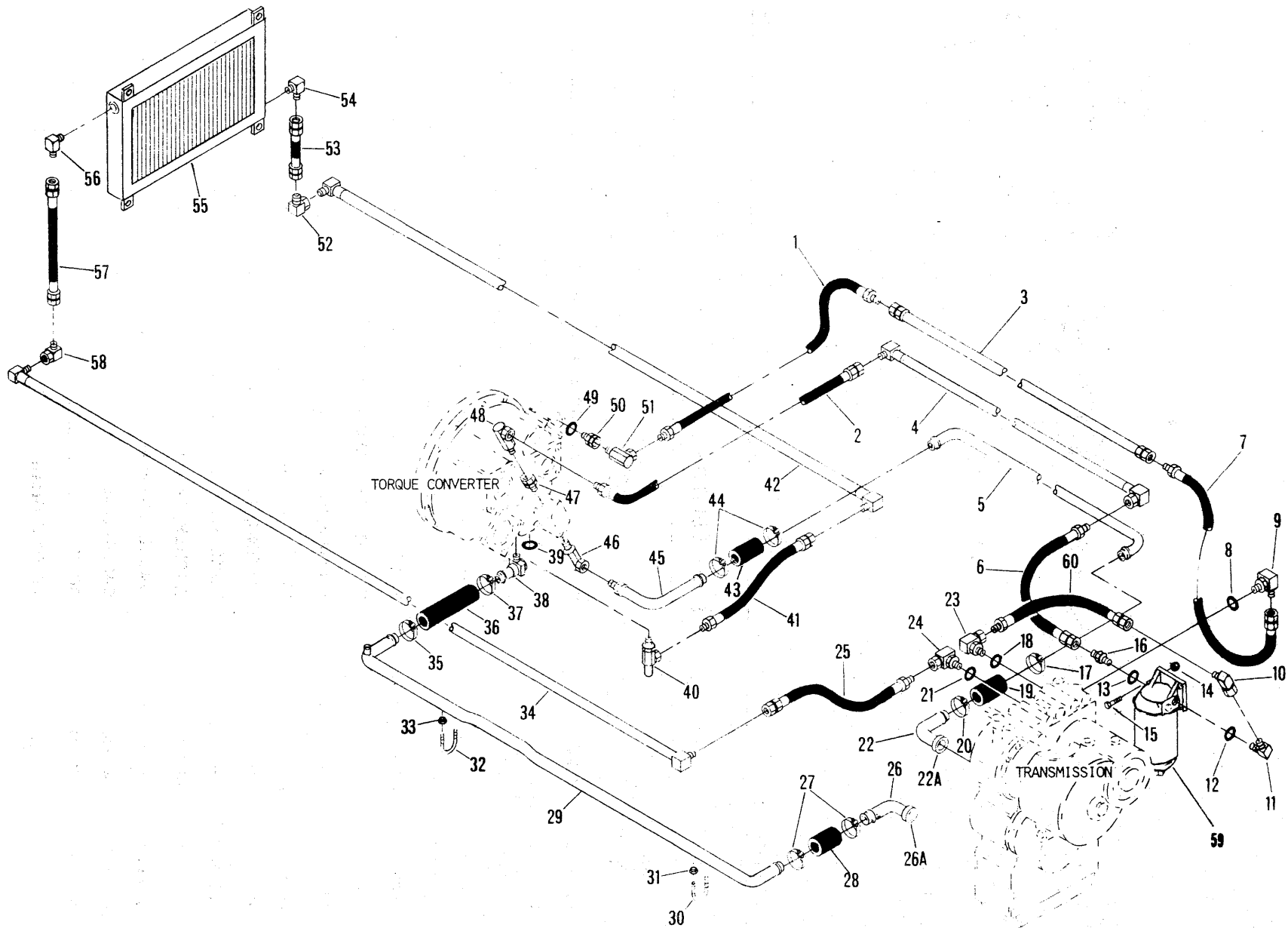


1340

PROPELLER SHAFTS

Item	Transmission to Axle	Converter to Transmission	Description	Qty.
A	1568643	1564359	PROPELLER SHAFT ASSY (Inc 1 thru 15)	1
1	1566421	888282	SPIDER & BEARING ASSY (Inc 1, 3, 14 & 15)	1
2	1566420	1568287	SHAFT, Solid w/ Yoke	1
3	946557	872382	BOLT	4
4	1566374	940092	WASHER, Felt	1
5	946557	872382	BOLT	4
6	1566421	888282	SPIDER & BEARING ASSY (Inc 5, 6, 7 & 8)	1
7	10H-25	10H-25	FITTING, Grease	1
8	942614	945390	BOLT	4
9	10H-25	10H-25	FITTING, Grease	1
10	1565574	1566419	YOKE, Slip	1
11	1566375	940091	WASHER, Retainer	1
12	1566375	940091	WASHER, Retainer	1
13	940250	940090	CAP, Retainer	1
14	942614	872382	BOLT	4
15	10H-25	10H-25	FITTING, Grease	1

WHEN ORDERING PARTS, ALWAYS STATE MODEL AND SERIAL NO. OF MACHINE



TRANSMISSION AND TORQUE CONVERTER HYDRAULIC SYSTEM

HYDRAULIC SYSTEM – TRANSMISSION AND TORQUE CONVERTER

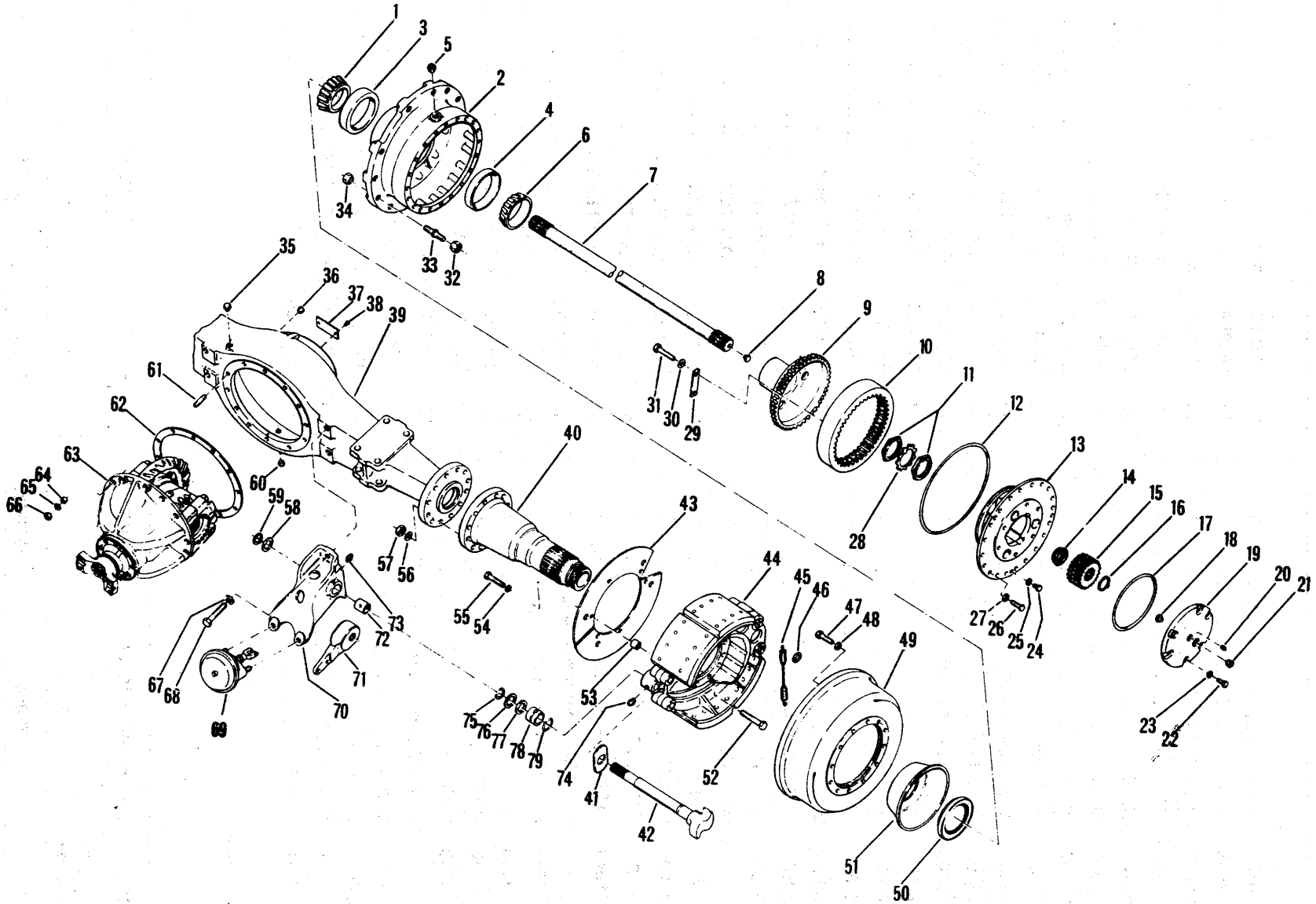
Item	Part No.	Description	Qty.
1	595086	HOSE	1
2	1562566	HOSE	1
3	1564251	TUBE ASSY	1
4	1564253	TUBE	1
5	1564247	TUBE	1
6	1562566	HOSE	1
7	1562566	HOSE	1
8	91F-10	"O" RING	1
9	17K-10	ADAPTER (Inc 8)	1
10	11K-10	ADAPTER	1
11	1300309	ADAPTER (Inc 12)	1
12	91F-10	"O" RING	1
13	91F-10	"O" RING	1
14	17D-03	NUT	4
15	17C-624	BOLT	4
16	755050	ADAPTER (Inc 13)	1
17	540129	CLAMP	1
18	91F-10	"O" RING	1
19	585884	HOSE	1
20	540129	CLAMP	1
21	91F-10	"O" RING	1
22	1306048	STEM, Hose	1
22A	-----	† FLANGE, Split (See Group 'A')	—
23	1520566	ADAPTER (Inc 18)	1
24	1520566	ADAPTER (Inc 21)	1
25	1562566	HOSE	1
26	1306048	STEM, Hose	1
26A	-----	† FLANGE, Split (See Group 'A')	—
27	540129	CLAMP	1
28	585884	HOSE	1
29	1564245	TUBE ASSY	1
30	1568581	U-BOLT	1

Item	Part No.	Description	Qty.
31	17D-03	NUT	2
32	1568581	U-BOLT	1
33	17D-03	NUT	2
34	1565107	TUBE ASSY	1
35	540129	CLAMP	1
36	1568661	HOSE	1
37	540129	CLAMP	1
38	666847	ADAPTER	1
39	91F-10	"O" RING	1
40	1569362	ADAPTER (Inc 39)	1
41	1551471	HOSE	1
42	1565109	TUBE ASSY	1
43	585884	HOSE	1
44	540129	CLAMP	2
45	1569320	TUBE ASSY	1
46	31F-6	ADAPTER	1
47	36F-5	ADAPTER	1
48	31F-5	ADAPTER	1
49	91F-10	"O" RING	1
50	545204	ADAPTER	1
51	31F-5	ADAPTER	1
52	11K-10	ADAPTER	1
53	1550879	HOSE	1
54	83F-10	ADAPTER	1
55	1566855	COOLER, Oil	1
56	83F-10	ADAPTER	1
57	1550878	HOSE	1
58	11K-10	ADAPTER	1
59	1533614	FILTER ASSY	1
59A	215502	† ELEMENT, Filter	1
60	1562566	HOSE	1

† Not Illustrated

GROUP	FLANGE HALF	O-RING	BOLT	LKWSHR	SIZE
No. Req'd Per Connection	2	1	4	4	
A	663094	1306623	17C-724	4E-07	1¼"

WHEN ORDERING PARTS, ALWAYS STATE MODEL AND SERIAL NO. OF MACHINE



AXLE ASSEMBLY - TRACTOR

AXLE ASSEMBLY – TRACTOR

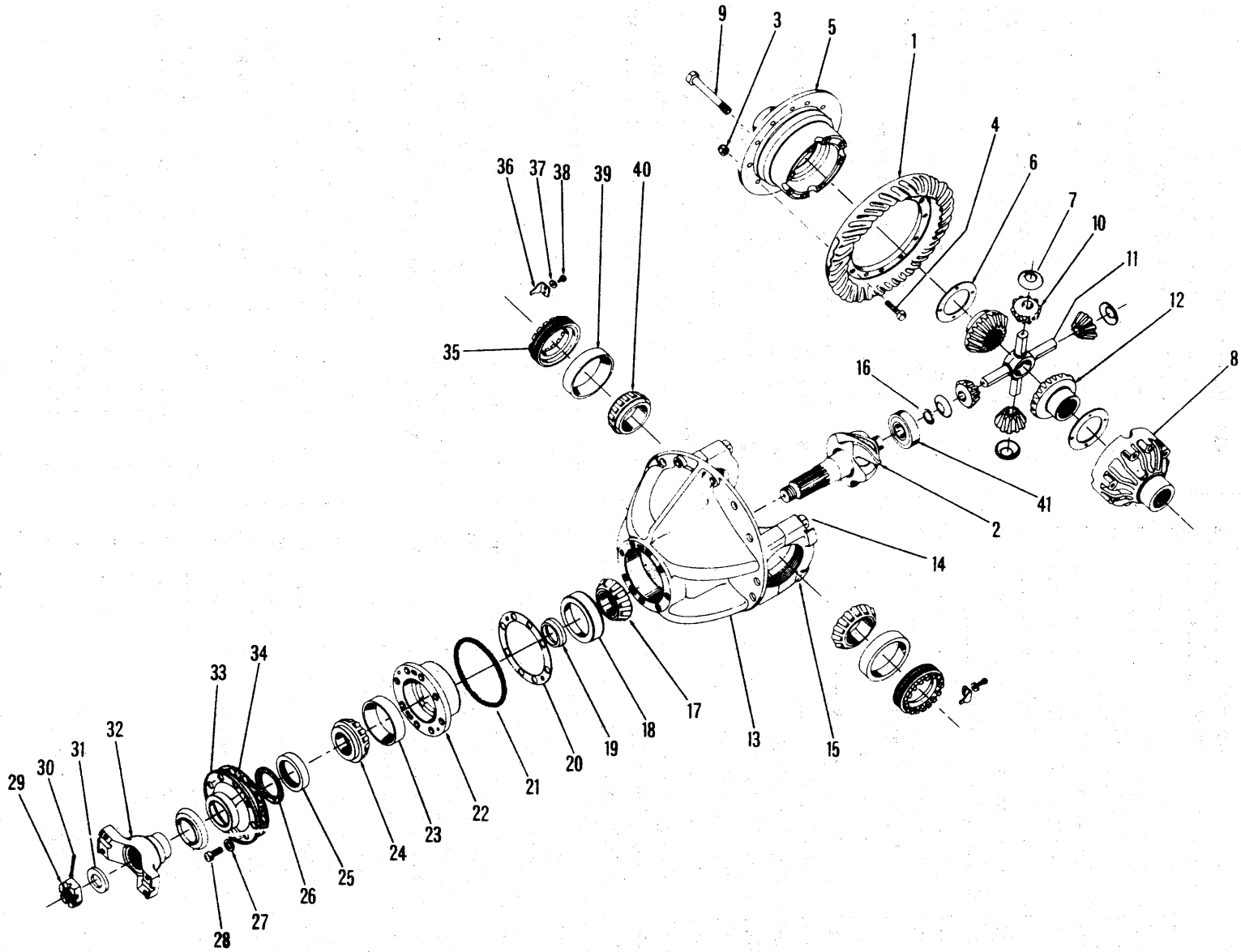
Item	Part No.	Description	Qty.
A	190601	AXLE ASSY – Model. FD 36700 (Inc 1 thru 79)	1
1	774025	CONE, Inner Bearing	2
2	118769	HUB & CUP ASSY (Inc 3 & 4)	2
3	774024	CUP, Inner	2
4	1304047	CUP, Outer	2
5	11F-12	PLUG, Planet Filler	2
6	1304048	CONE, Bearing Outer	2
7	119659	AXLE SHAFT ASSY	2
8	118785	BUTTON, Axle Shaft	2
9	119218	HUB, Internal Gear	2
10	119217	GEAR, Internal Ring	2
11	110559	NUT, Spindle	4
12	118791	“O” RING, Planet Carrier	2
13	-----	PLANET CARRIER ASSY (See Index)	—
14	118787	WASHER, Thrust Spindle	2
15	118782	GEAR, Sun	2
16	224066	RING, Retaining	2
17	118790	“O” RING, Thrust Cap	2
18	118785	BUTTON, Thrust	2
19	118788	CAP, Thrust	2
20	11F-12	PLUG, Oil Level	2
21	10F-02	PLUG, Thrust Cap	2
22	1C-720	BOLT, Thrust Cap	18
23	112278	WASHER, Thrust Cap	18
24	1C-908	BOLT, Puller	6
25	3E-09	LKWSHR, Puller	6
26	117225	BOLT, Planet Spider	40
27	106547	WASHER, Planet Spider	40
28	118786	NUT, Spindle	2
29	119214	PLATE, Retainer	12
30	4E-08	LKWSHR, Gear to Hub Gear	24
31	4C-820	BOLT, Gear to Hub Gear	24
32	103522	NUT, Wheel	38
33	120218	STUD, Wheel	38
34	121062	NUT, Wheel Stud	38
35	121214	BREATHER, Air	1
36	11F-12	PLUG, Axle Housing Filler	1
37	120707	PLATE, Name	1
38	6C-605	SCREW, Name Plate	2
39	111135	HOUSING, Axle	1
40	816023	SPINDLE, Kit	2
41	107007	WASHER, Cam Shaft	2
42	111138	SHAFT, R.H. Cam	1

Item	Part No.	Description	Qty.
42A	111137	†SHAFT, L.H. Cam	1
43	106711	COVER, Dust	2
43A	106710	†COVER, Dust	2
44	-----	BRAKE ASSY (See Index)	—
45	114192	SPRING, Return Brake Shoe	2
46	114193	RETAINER, Return Spring	4
47	118381	BOLT, Hub to Drum	24
48	104412	WASHER, Hub to Drum	24
49	109054	DRUM, Brake	2
50	125248	SEAL, Wheel Hub Oil	2
51	117445	SLINGER, Oil	2
52	118350	BOLT	20
53	552914	SPACER	12
54	4E-06	LKWSHR	12
55	1C-616	BOLT, Dust Cover Brake	12
56	104412	WASHER	20
57	106998	NUT	20
58	107010	WASHER, Cam Shaft Retainer	1
59	659764	RING, Cam Shaft Retaining	2
60	11F-12	PLUG, Housing Drain	1
61	120771	STUD, Carrier to Housing	10
61A	117336	†STUD, Carrier to Housing	4
62	110607	GASKET, Differential Carrier	1
63	-----	DIFFERENTIAL & CARRIER ASSY (See Index)	—
64	119141	DOWEL, Differential Carrier Stud ..	4
65	104412	WASHER, Differential Carrier Nut ..	14
66	64D-10	NUT, Differential Carrier	14
67	4E-10	LKWSHR, Bracket Mounting Bolt ..	4
68	1C-1028	BOLT, Bracket Mounting	4
69	109263	CHAMBER, Air (B.W. No. 229349) ..	2
69A	882444	†* DIAPHRAGM, Chamber (B.W. No. 234101)	1
70	104204	BRACKET, R.H. Chamber	1
70A	104203	†BRACKET, L.H. Chamber	1
71	107013	ADJUSTER, Slack	2
72	102189	BUSHING, Air Chamber Bracket ..	2
73	10H-25	FITTING, Air Chamber Bracket Grease	2
74	14H-15	FITTING, Brake Spider Grease	2
75	659764	RING, Bushing Retainer Retaining ..	2
76	107010	WASHER, Grease Retainer	1
77	11E-134	RETAINER, Cam Shaft Grease	2
78	107003	BUSHING, Brake Spider	2
79	25K-60116	“O” RING, Cam Shaft	2

* NOTE: Your local authorized Bendix Westinghouse Distributor is equipped to service components of this part.

† Not Illustrated

WHEN ORDERING PARTS, ALWAYS STATE MODEL AND SERIAL NO. OF MACHINE



DIFFERENTIAL AND CARRIER ASSEMBLY

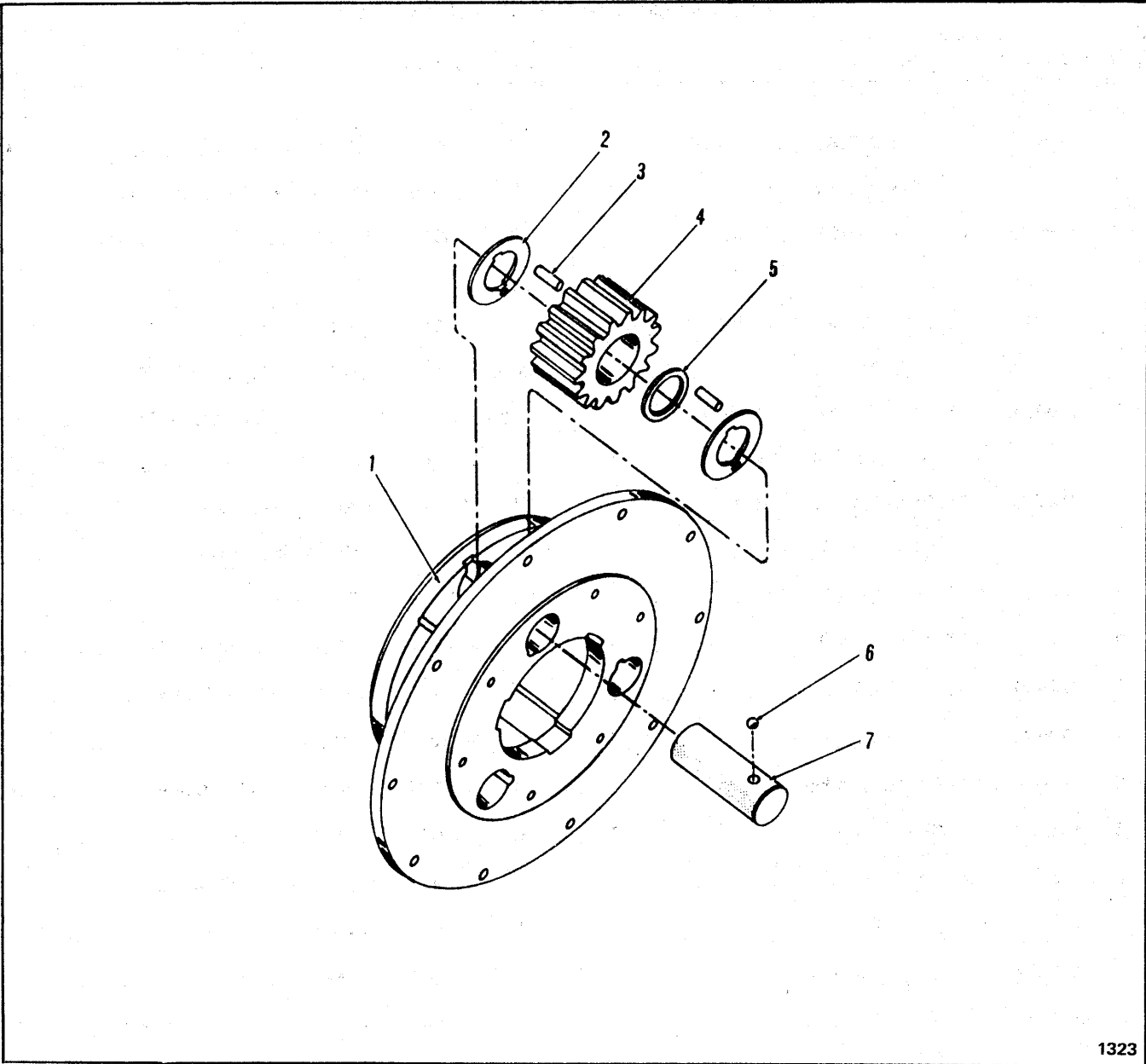
DIFFERENTIAL AND CARRIER ASSEMBLY

Item	Part No.	Description	Qty.
A	119425	DIFFERENTIAL & CARRIER ASSY (Inc 1 thru 41)	1
B	118982	GEAR & PINION SET (Inc 1 & 2)	1
C	119430	DIFFERENTIAL ASSY (Inc 1 thru 12)	1
D	119431	DIFFERENTIAL BODY SUB- ASSY (Inc 5 thru 12)	1
E	815786	DIFFERENTIAL CASE KIT (Inc 5 thru 8)	1
1	-----	§GEAR, Ring - See "B"	1
2	-----	§PINION - See "B"	1
3	110523	NUT, Ring Gear	12
4	110522	BOLT, Ring Gear	12
5	-----	§ CASE, Flanged Half	1
6	119139	WASHER, Thrust	2
7	123382	WASHER, Thrust	4
8	-----	§ CASE, Plain Half	1
9	110532	BOLT, Differential Case	8
10	815747	PINION KIT (Inc 4 Pinions)	1
11	110529	SPIDER, Differential	1
12	110528	GEAR, Side	2
13	119187	CARRIER ASSY (Inc 14 & 15)	1
14	110536	BOLT, Carrier Cap	4
14A	111658	†WASHER	4
15	-----	CAP, Carrier	2
16	224083	RING, Pinion Bearing Retaining ...	1

Item	Part No.	Description	Qty.
17	710034	CONE, Center Pinion Bearing	1
18	710035	CUP, Center Pinion Bearing	1
19	815377	PINION BEARING SPACER KIT	1
20	110543	‡SHIM, Bearing Cage - .004	-
20A	125573	‡SHIM, Bearing Cage - .007	-
20B	125574	‡ SHIM, Bearing Cage - .010	-
21	25K-40616	"O" RING, Inner Bearing Cage	1
22	111691	CAGE, Pinion Bearing	1
23	774198	CUP, Pinion Bearing	1
24	774197	CONE, Pinion Bearing	1
25	111720	SEAL, Pinion Oil (Inc 26)	1
26	-----	GASKET, Pinion Oil Seal	1
27	4E-10	LKWSHR	8
28	1C-1036	BOLT, Oil Seal Retainer	8
29	107977	NUT, Pinion Shaft	1
30	1F-748	PIN, Pinion Shaft Cotter	1
31	107978	WASHER, Pinion Shaft	1
32	116629	FLANGE, Companion	1
33	119890	RETAINER, Pinion Oil Seal	1
34	110541	GASKET, Oil Seal Retainer	1
35	110539	NUT, Differential Adjusting	2
36	100941	LOCK, Adjusting Nut	2
37	4E-06	LKWSHR	2
38	3C-614	BOLT, Adjusting Nut Lock	2
39	675255	CUP, Differential Carrier	2
40	742261	CONE, Differential Carrier	2
41	774199	BEARING, Inner Pinion	1

† Not Illustrated
‡ As Required
§ Not Sold Separately

WHEN ORDERING PARTS, ALWAYS STATE MODEL AND SERIAL NO. OF MACHINE



1323

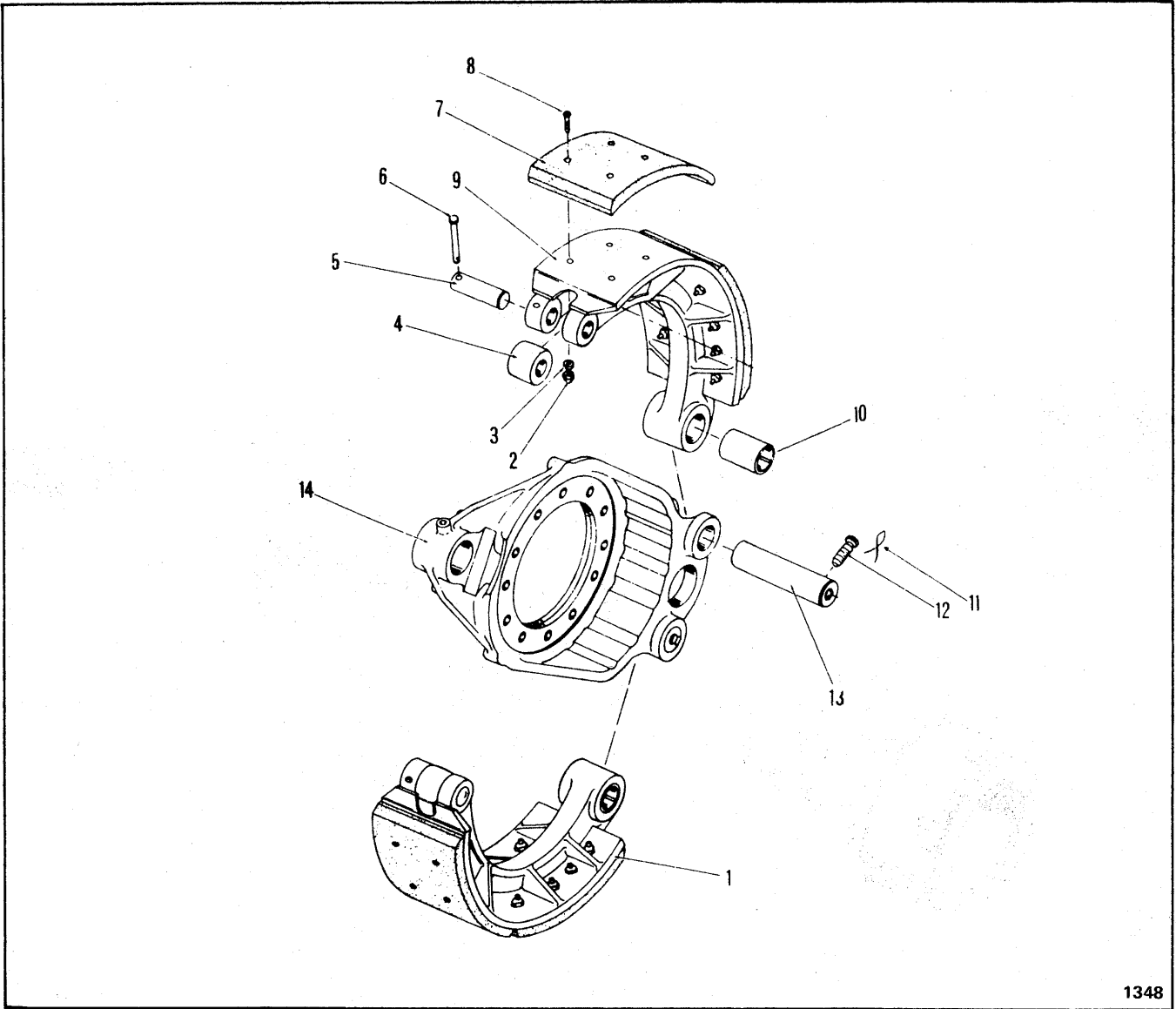
PLANET CARRIER ASSEMBLY

Item	Part No.	Description	Qty.
A	118771	*PLANET CARRIER ASSY (Inc 1 thru 7)	2

*NOTE: Two (2) Planet Carrier Assemblies used per machine—Quantities listed below are for one (1) Planet Carrier Assembly.

Item	Part No.	Description	Qty.
1	118772	SPIDER, Planet	1
2	118774	WASHER, Thrust	6
3	118803	ROLL, Pinion Needle	168
4	118776	PINION, Planet	3
5	118775	SPACER, Pinion Roll	3
6	10J-12	BALL, Pinion Shaft Lock	3
7	118773	SHAFT, Pinion	3

WHEN ORDERING PARTS, ALWAYS STATE MODEL AND SERIAL NO. OF MACHINE



1348

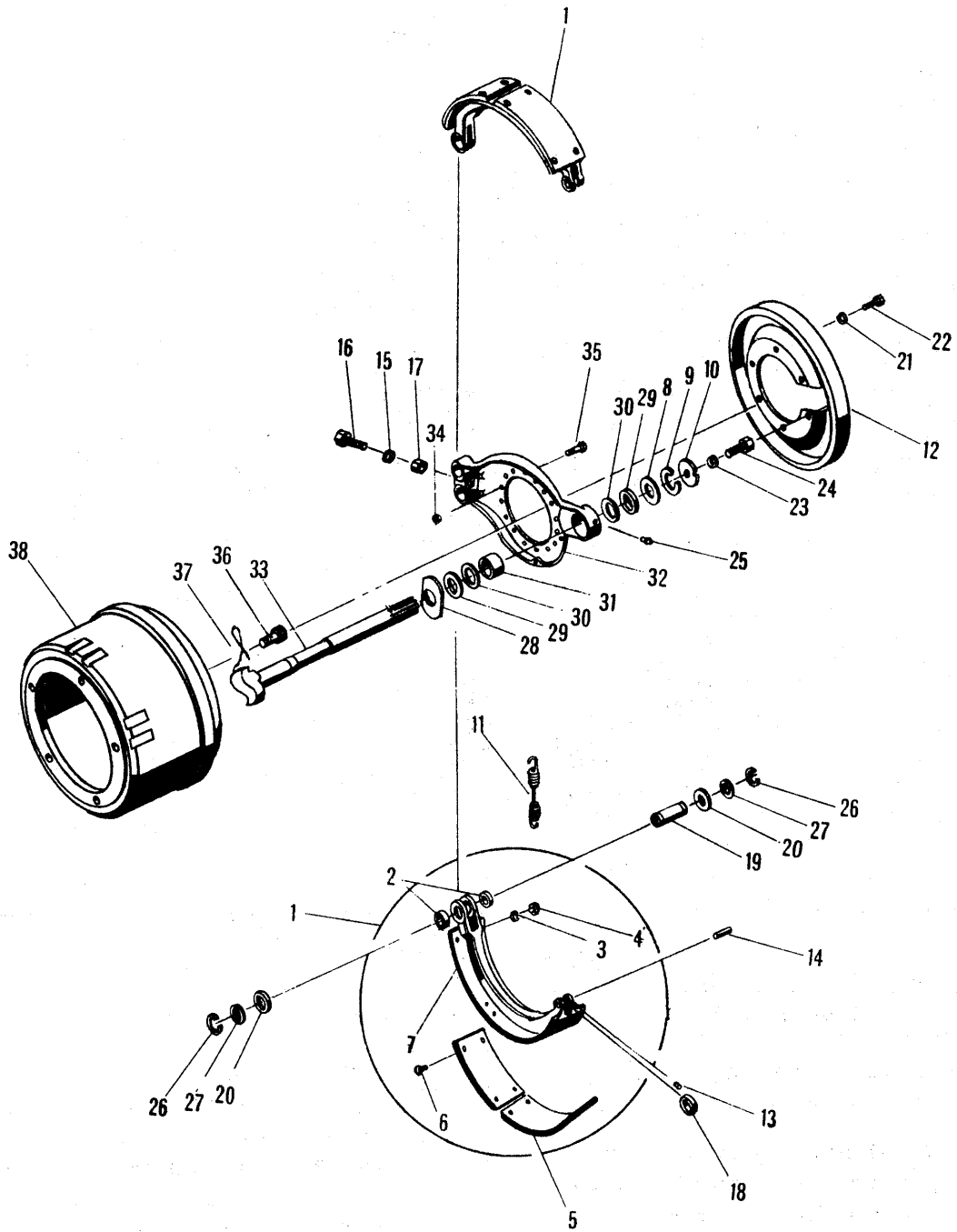
BRAKE – TRACTOR

Item	Part No.	Description	Qty.
A	112346	*BRAKE ASSY, Tractor (Inc 1 thru 16)	2
*NOTE: Two (2) Brake Assemblies required per machine – Quantities listed below are for one (1) Brake Assembly.			
1	114195	LINING & SHOE ASSY (Inc 2 thru 10)	2
2	2D-06	NUT, Brake Lining to Shoe Bolt	24
3	24E-06	LKWSHR	24
4	104067	ROLLER, Brake Cam	2
5	118307	PIN, Brake Roller	2

Item	Part No.	Description	Qty.
6	118308	PIN, Lock	2
7	109737	LINING, Brake Shoe	4
8	107706	BOLT, Lining to Shoe	24
9	114197	SHOE AND BUSHING ASSY (Inc 10)	2
10	106687	BUSHING, Shoe	4
11	28H-18012	WIRE, Safety	2
12	1C-512	SCREW, Set	2
13	106689	PIN, Anchor	2
14	112347	SPIDER, Brake	1
15	12H-15	†FITTING, Grease	2
16	113249	†PLUG, Brake Lining	24

† Not Illustrated

WHEN ORDERING PARTS, ALWAYS STATE MODEL AND SERIAL NO. OF MACHINE

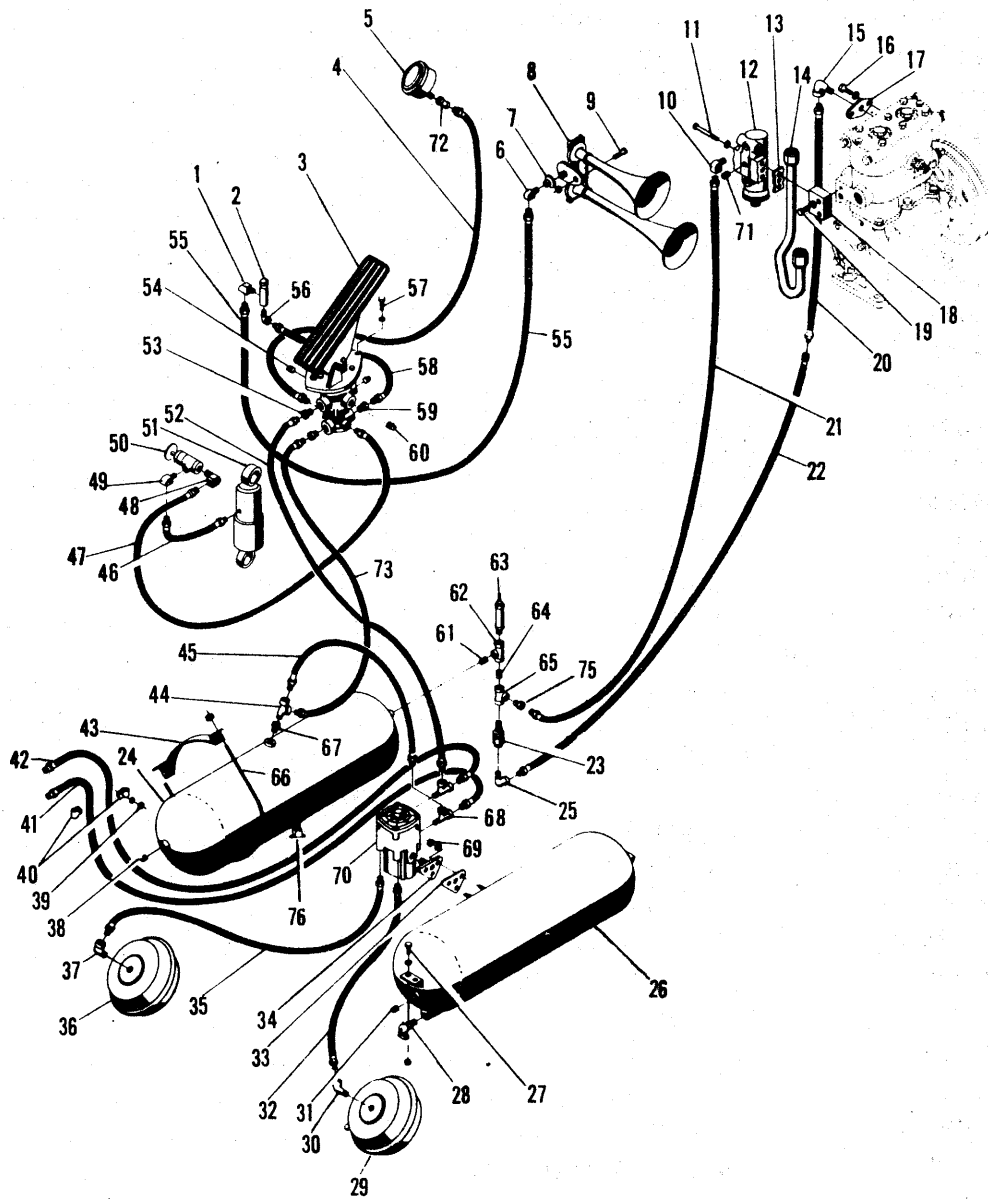


BRAKE - SCRAPER

BRAKE – SCRAPER

Item	Part No.	Description	Qty.
A	1550541	*SCRAPER BRAKE ASSY, RH (Inc 1 thru 33A)	1
B	1550542	*SCRAPER BRAKE ASSY, LH (Inc 1 thru 33A)	1
*NOTE: Two (2) Brake Assemblies required per machine – Quantities listed below are for one (1) Brake Assembly.			
1	1551767	BRAKE LINING KIT	2
2	1551541	BUSHING	2
3	4E-06	LKWSHR	16
4	62D-06	NUT	16
5	1551771	LINING, Brake	2
6	1551772	SCREW	16
7	1566603	SHOE, Brake	2
8	1551538	WASHER	1
9	659764	LOCKRING	1
10	1551540	WASHER	1
11	1551542	SPRING	1
12	1550539	SHIELD, Dust	1
13	15G-607	SETSCREW	2
14	1551544	PIN	2
15	9E-08	LKWSHR	1
16	2C-840	BOLT	1
17	62D-08	NUT	1
18	1551543	ROLLER	2
19	1551545	PIN, Anchor	2
20	1551546	SEAL, Felt	4
21	4E-05	LKWSHR	6
22	1C-516	BOLT	6
23	4E-05	LKWSHR	1
24	1C-412	BOLT	1
25	10H-35	FITTING, Grease	1
26	1551548	RING, Retaining	4
27	1551547	WASHER	4
28	1551535	WASHER	1
29	1551537	WASHER	2
30	1566601	SEAL, Felt	2
31	1551768	BUSHING	1
32	1551840	SPIDER, Brake (Inc. 15, 16, 17, 30 & 31)	1
33	1559614	CAM, RH Scraper Brake	1
33A	1559613	CAM, LH Scraper Brake	1
34	1571751	NUT	16
35	1562474	BOLT, Spider Mounting	16
36	4C-1224	BOLT, Drum Mounting	5
37	28H-17390	WIRE, Safety	1
38	1550540	DRUM, Brake	1

WHEN ORDERING PARTS, ALWAYS STATE MODEL AND SERIAL NO. OF MACHINE



AIR SYSTEM - TRACTOR
For Serial: 414A-101 thru 414A-242

1351

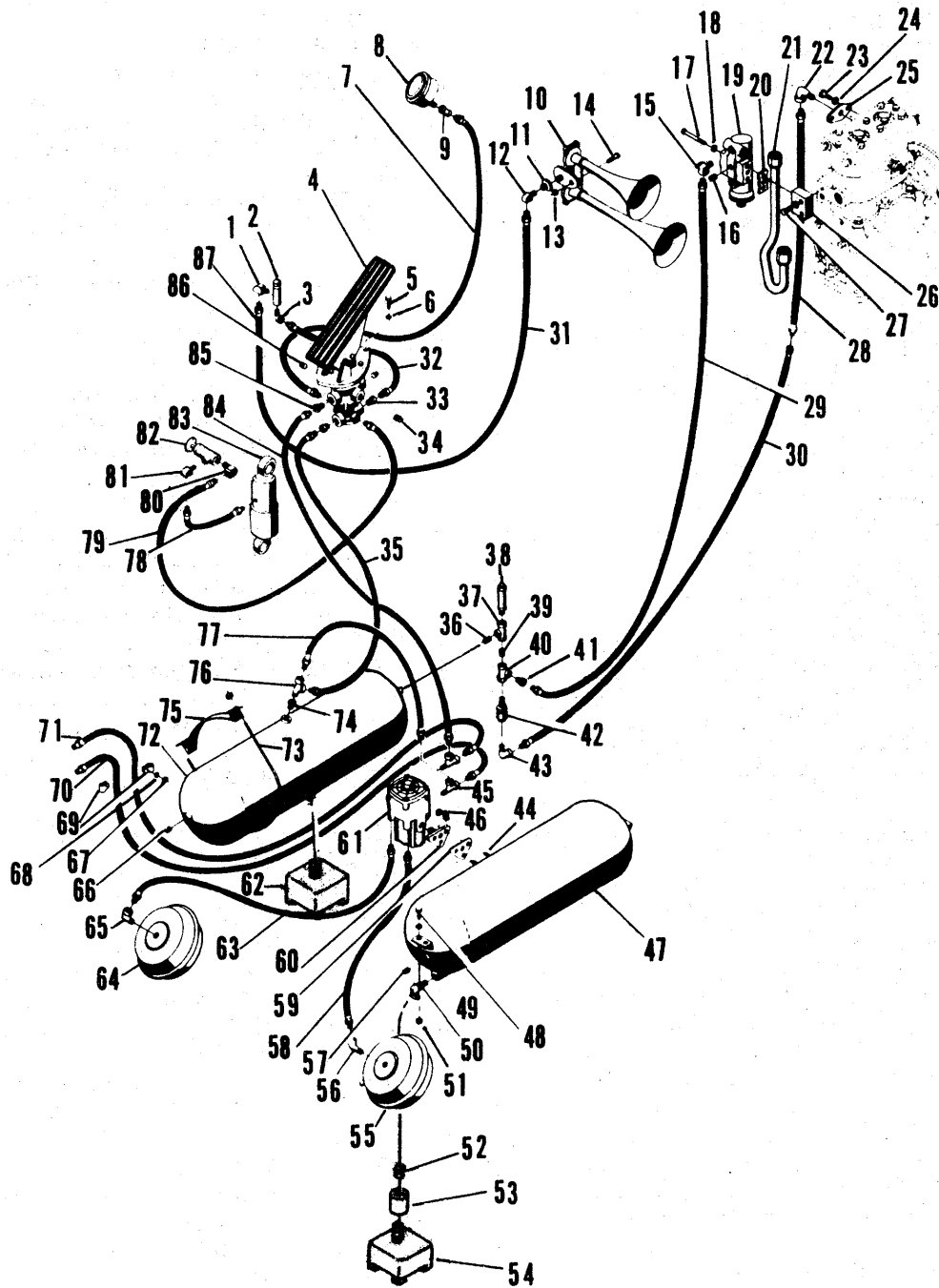
AIR SYSTEM — TRACTOR
For Serial: 414A-101 thru 414A-242

Item	Part No.	Description	Qty.	Item	Part No.	Description	Qty.
1	1550519	ELBOW, Street	1	36A	882444	† DIAPHRAGM, Chamber (B. W. No. 234101)	1
2	1550934	VALVE, Horn	1	37	26F-2	ELBOW, Street	1
3	1550935	VALVE, Brake	1	38	16F-06	PLUG	1
4	1567193	HOSE — ¼ x 42	1	39	17D-03	NUT	12
5	507052	GAUGE, Air Pressure	1	39A	25E-18	WASHER	12
6	1550519	ELBOW, Street	1	40	1550530	CLAMP, Plastic	12
7	—	FITTING (See 8)	1	41	1564726	HOSE, Valve to Scraper — ¼ x 102	1
8	593388	HORN, Air (Inc 7)	1	42	1564726	HOSE, Valve to Scraper — ¼ x 102	1
9	17C-524	BOLT, Horn to Cockpit	1	43	1551022	BRACKET, Tank	2
9A	17D-02	NUT	1	44	17F-2	TEE, Street	1
10	1550519	ELBOW, Street	1	45	1550852	HOSE, Tee to Tee — ¼ x 24	1
11	17C-548	BOLT, Governor to Adapter	2	46	1551299	HOSE, Valve to Shock Absorber — ¼ x 8¾	1
11A	4E-05	LKWSHR	2	47	1550512	HOSE, Brake Valve to Elbow — ¼ x 57	1
12	1551079	GOVERNOR	1	48	1550519	ELBOW, Street	1
13	942646	GASKET	1	49	25F-1	ELBOW, Street	1
14	1562852	TUBE ASSY	1	50	1536340	AIR CONTROL ASSY	1
15	26F-3	ELBOW, Street	1	51	559107	ABSORBER, Seat Shock	1
16	17C-516	BOLT, Adapter to Compressor	2	52	1567152	HOSE, Brake Valve to Tee — ¼ x 100	1
16A	4E-05	LKWSHR	2	53	19F-5	BUSHING	1
17	952020	ADAPTER	1	54	13F-08	PLUG	1
18	1558330	ADAPTER	1	55	1564727	HOSE, Button to Horn — ¼ x 58	1
19	17C-520	BOLT, Adapter to Compressor	2	56	1550519	ELBOW, Street	1
19A	4E-05	LKWSHR	2	57	17C-520	BOLT, Valve to Cockpit	3
20	1558347	HOSE, Compressor to Hose	1	57A	4E-05	LKWSHR	3
21	1550845	HOSE, Governor to Tank — ¼ x 100	1	58	1567162	HOSE, Horn Valve to Brake Valve — ¼ x 14	1
22	1550869	HOSE, Hose to Tank — 3/8 x 44	1	59	19F-5	BUSHING	1
23	425413	VALVE, Check	1	60	13F-08	PLUG	2
24	527684	TANK, Air	1	61	5K-308	NIPPLE	1
25	26F-3	ELBOW, Street	1	62	18F-3	TEE	1
26	1558649	TANK ASSY (Inc 26A, 28, 31, 33, 34, 69, 69A & 70)	1	63	427101	VALVE, Safety	1
26A	1568684	TANK, Air	1	64	5K-308	NIPPLE	1
27	17C-620	BOLT, Tank to Frame	4	65	18F-3	TEE	1
27A	4E-06	LKWSHR	4	66	1550899	U-BOLT	2
27B	61D-06	NUT	4	66A	17D-03	NUT	4
28	507814	COCK, Drain	1	67	19F-3	BUSHING	1
29	109263	* CHAMBER, Air (B. W. No. 229349)	1	68	17F-2	TEE, Street	1
29A	882444	† DIAPHRAGM, Chamber (B. W. No. 234101)	1	69	61D-06	NUT	3
30	26F-2	ELBOW, Street	1	69A	4E-06	LKWSHR	3
31	16F-06	PLUG	1	70	1567182	* VALVE, Emergency (B. W. No. 281863)	1
32	1567161	HOSE, Valve to Air Chamber — ¼ x 18	1	71	16F-02	PLUG	1
33	1551321	GASKET	1	72	76F-1	REDUCER, Bell	1
34	1011127	ADAPTER	1	73	1567154	HOSE, Brake Valve to Tank — ¼ x 82	1
35	1564788	HOSE, Valve to Air Chamber — ¼ x 24	1	74	1552261	† INFLATION KIT	1
36	109263	* CHAMBER, Air (B. W. No. 229349)	1	75	19F-3	† BUSHING	1
				76	72F-2	COCK, Drain	1

* NOTE: Your local authorized Bendix-Westinghouse Distributor is equipped to service components of this part.

† Not Illustrated

WHEN ORDERING PARTS, ALWAYS STATE MODEL AND SERIAL NO. OF MACHINE



AIR SYSTEM – TRACTOR
For Serial: 414A-243 & After

1351A



CONSTRUCTION MACHINERY DIVISION



AIR SYSTEM - TRACTOR
For Serial: 414A-243 & After

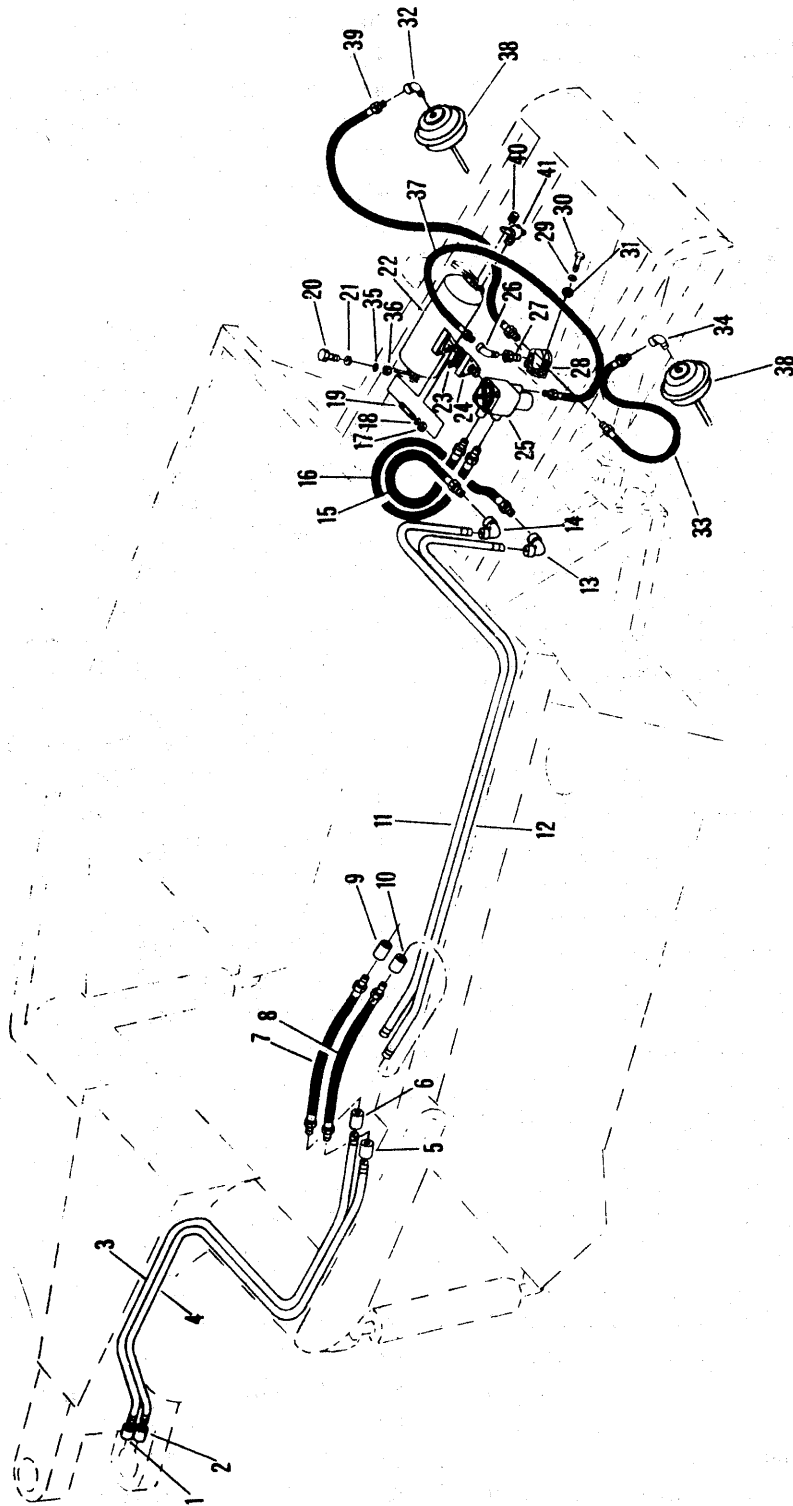
Table with 4 columns: Item, Part No., Description, Qty. Lists parts 1 through 45 including items like ELBOW, VALVE, BOLT, HOSE, GAUGE, ADAPTER, HORN, FITTING, NUT, PLUG, GASKET, TUBE, WASHER, CLAMP, TEE, and STUD.

Table with 4 columns: Item, Part No., Description, Qty. Lists parts 46 through 87 including items like NUT, LKWSHR, TANK ASSY, BOLT, COUPLING, VALVE, DIAPHRAGM, PLUG, GASKET, ADAPTER, VALVE, HOSE, CHAMBER, DIAPHRAGM, ELBOW, PLUG, NUT, WASHER, CLAMP, HOSE, TANK, U BOLT, ADAPTER, BRACKET, TEE, ABSORBER, and STUD.

*NOTE: Your local authorized Bendix-Westinghouse Distributor is
†Not Illustrated
§Not Sold Separately

equipped to service components of this part.

WHEN ORDERING PARTS, ALWAYS STATE MODEL AND SERIAL NO. OF MACHINE



AIR SYSTEM — SCRAPER
415A-101 thru 415A-242

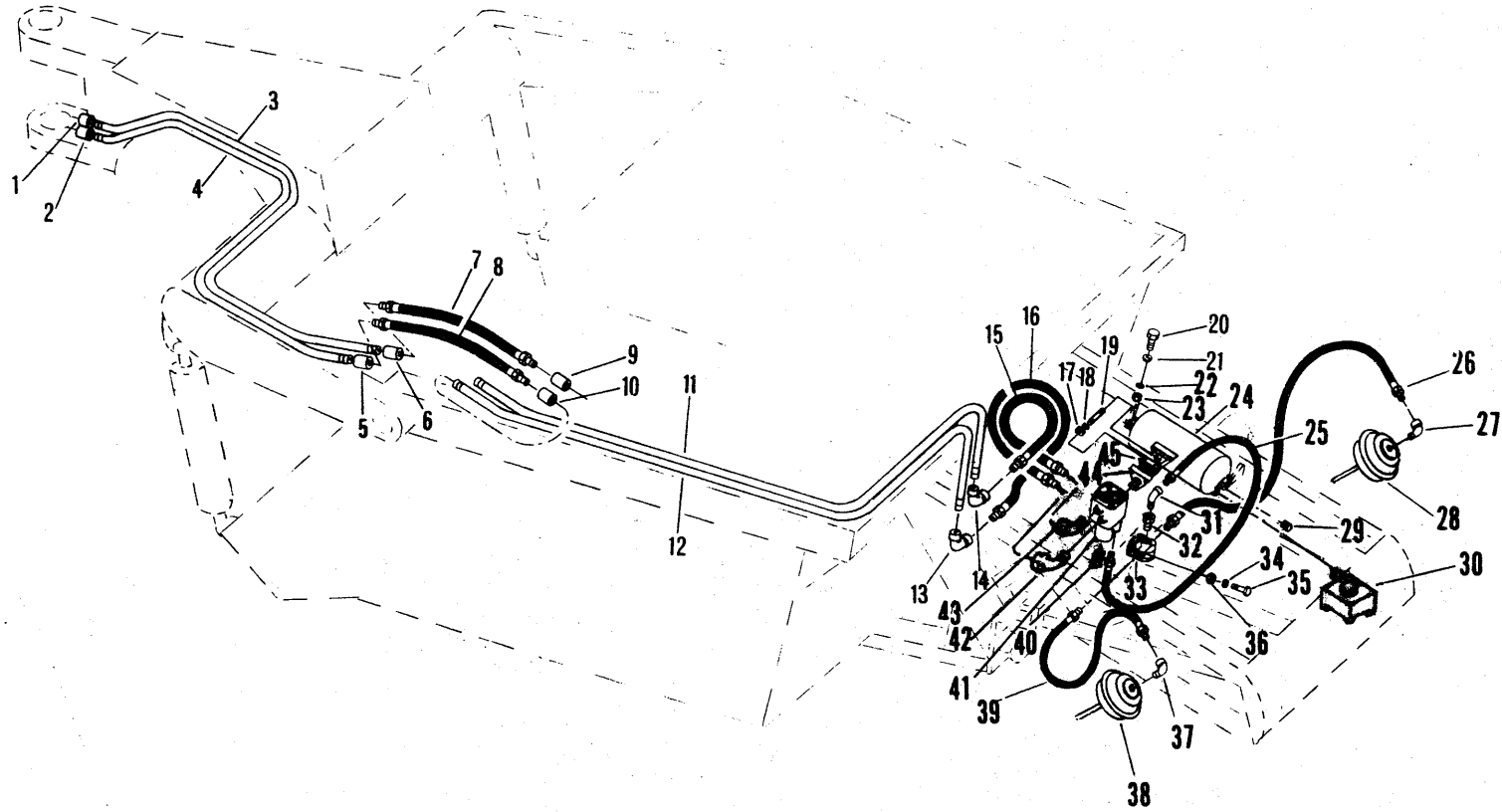
AIR SYSTEM – SCRAPER
For Serial: 415A-101 thru 415A-242

Item	Part No.	Description	Qty.
1	75F-2	COUPLING	1
2	75F-2	COUPLING	1
3	1567858	LINE, Air (Inc 1 & 6)	1
4	1567856	LINE, Air (Inc 2 & 5)	1
5	75F-2	COUPLING	1
6	75F-2	COUPLING	1
7	1550532	HOSE – ¼ x 32	1
8	1550532	HOSE – ¼ x 32	1
9	75F-2	COUPLING	1
10	75F-2	COUPLING	1
11	1567633	LINE, Air (Inc 9 & 14)	1
12	1567633	LINE, Air (Inc 10 & 13)	1
13	24F-2	ELBOW	1
14	24F-2	ELBOW	1
15	1550532	HOSE – ¼ x 32	1
16	1550532	HOSE – ¼ x 32	1
17	61D-06	NUT	3
18	4E-06	LKWSHR	3
19	1302984	STUD	3
20	17C-620	BOLT	4
21	4E-06	LKWSHR	4
22	1550537	TANK ASSY (Inc 17, 18, 19, 22A, 23, 24, 25, 40 & 41)	1
22A	1566422	TANK, Air	1
23	1551321	GASKET	1
24	1011127	ADAPTER	1
25	1551064	VALVE, Emergency	1
26	26F-2	ELBOW, Street	1
27	19F-3	BUSHING	1
28	507816	VALVE, Quick Release	1
29	4E-05	LKWSHR	2
30	17C-520	BOLT	2
31	61D-05	NUT	2
32	26F-2	ELBOW, Street	1
33	1550532	HOSE – ¼ x 32	1
34	26F-2	ELBOW, Street	1
35	25E-18	WASHER	4
36	61D-06	NUT	4
37	1550533	HOSE – ¼ x 18	1
38	110219	*CHAMBER, Air (B.W. No. 226356) (Inc 38A)	2
38A	1010478	†* DIAPHRAGM, Air Chamber	2
39	1550532	HOSE – ¼ x 32	1
40	16F-06	PLUG	1
41	507814	COCK, Drain	1

* NOTE: Your local authorized Bendix-Westinghouse Distributor is equipped to service components of these parts.

† Not Illustrated

WHEN ORDERING PARTS, ALWAYS STATE MODEL AND SERIAL NO. OF MACHINE



AIR SYSTEM – SCRAPER

For Serial: 415A-243 & After

1275A



CONSTRUCTION MACHINERY DIVISION

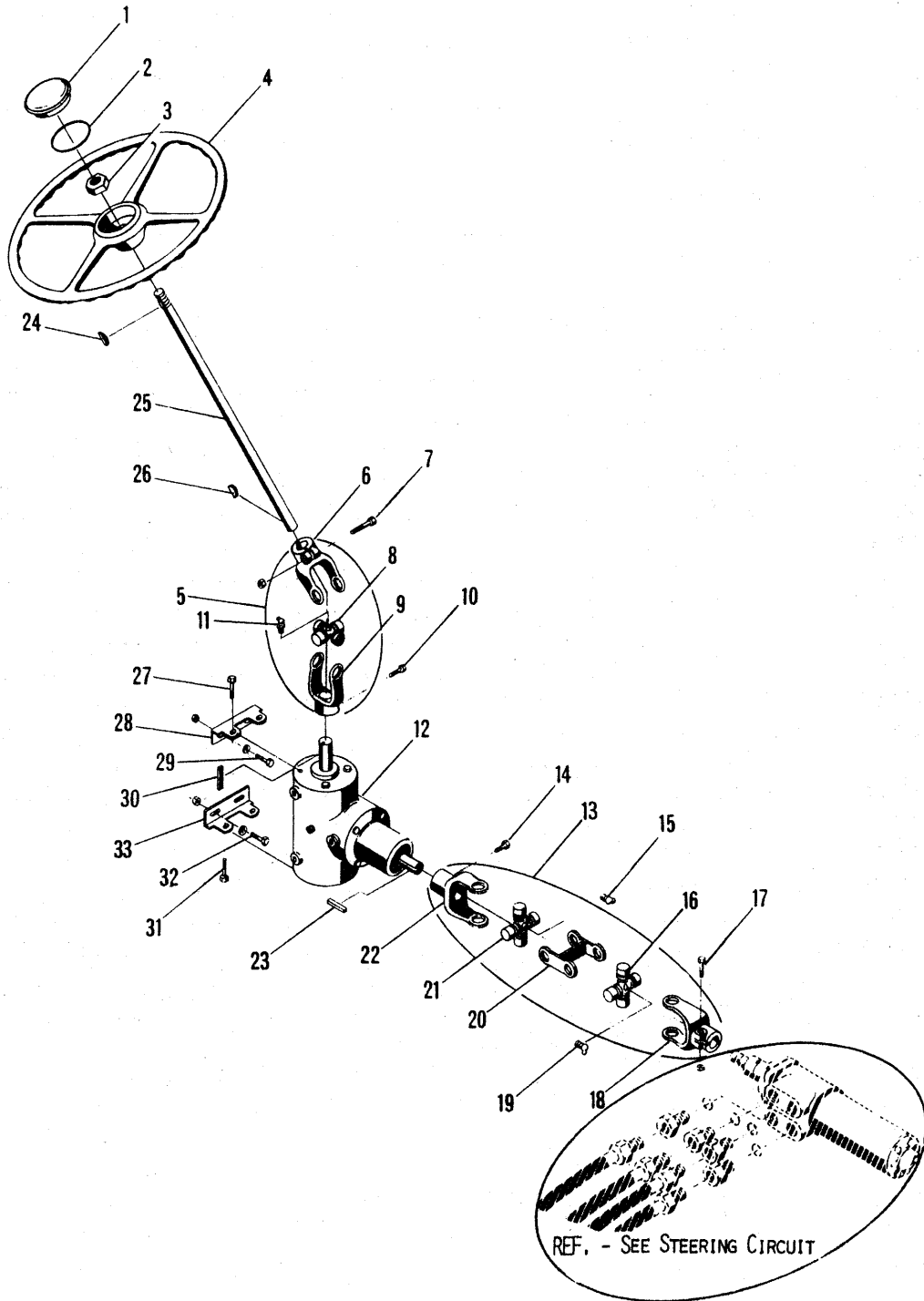


AIR SYSTEM - SCRAPER
For Serial: 415A-243 & After

Table with 4 columns: Item, Part No., Description, Qty. It lists various components like COUPLING, TUBE, HOSE, NUT, BOLT, WASHER, VALVE, ELBOW, ADAPTER, GASKET, etc.

*NOTE: Your local authorized Bendix-Westinghouse Distributor is equipped to service components of these parts.
†Not Illustrated

WHEN ORDERING PARTS, ALWAYS STATE MODEL AND SERIAL NO. OF MACHINE



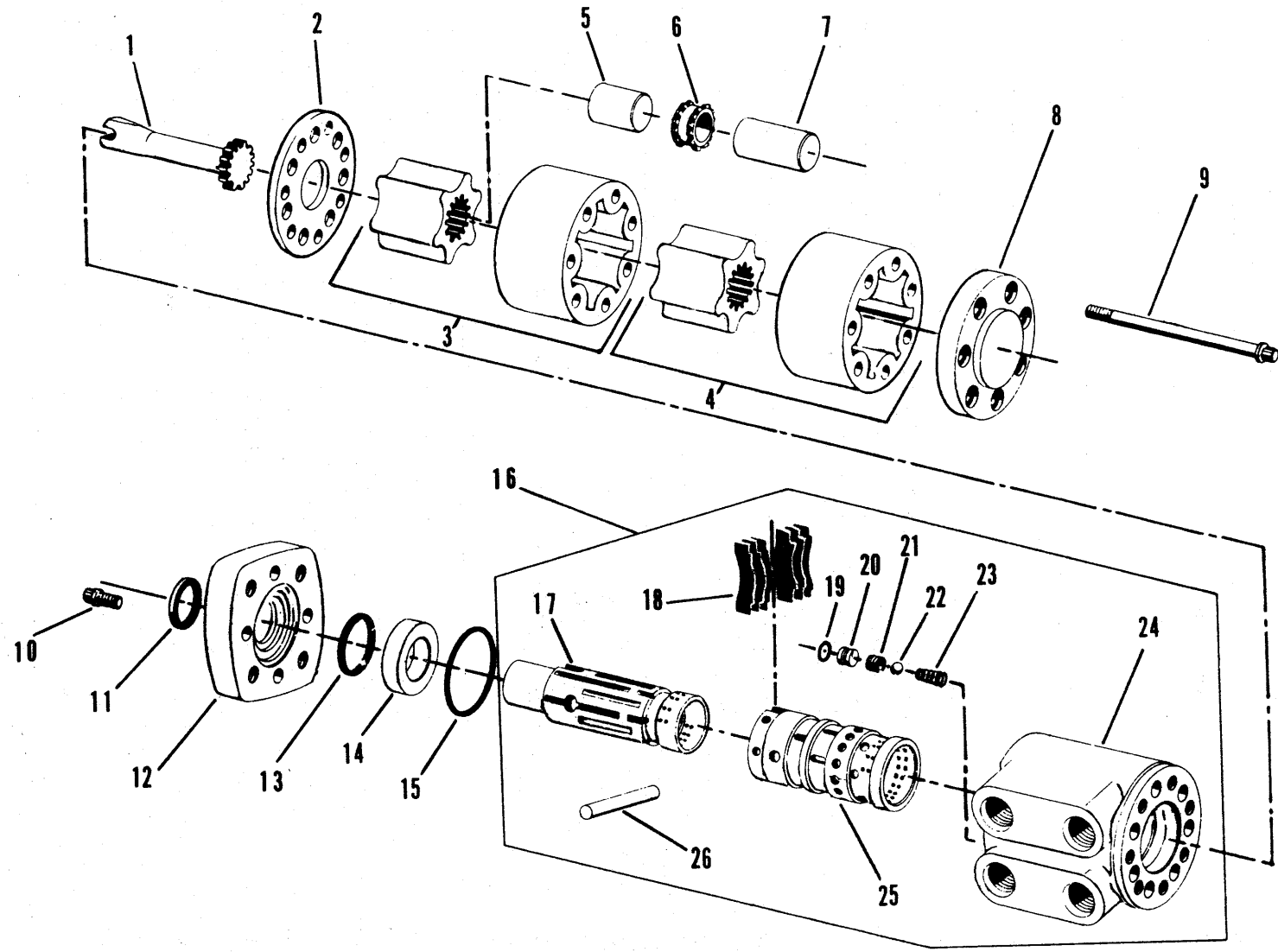
STEERING INSTALLATION

1347

STEERING INSTALLATION

Item	Part No.	Description	Qty.
1	1550056	CAP, Horn	1
2	25K-40216	"O" RING	1
3	8D-12	NUT, Jam	1
4	1550598	WHEEL, Steering	1
5	1561683	U-JOINT ASSY (Inc 6 thru 11)	1
6	1550683	YOKE, Clamp	1
7	17C-632	BOLT	1
7A	17D-03	NUT	1
8	1550682	U-JOINT REPAIR KIT	1
9	1550821	YOKE, Plain	1
10	15G-510	SETSCREW	1
11	12H-25	FITTING, Grease	1
12	----	STEERING GEARBOX ASSY (See Index)	—
13	1578847	U-JOINT ASSY (Inc 14 thru 23)	1
14	15G-510	SETSCREW	1
15	12H-25	FITTING, Grease	1
16	1550682	U-JOINT REPAIR KIT	1
17	17C-632	BOLT	1
17A	17D-03	NUT	1
18	1578848	YOKE, Clamp	1
19	12H-25	FITTING, Grease	1
20	894657	CENTER, Double	1
21	1550682	U-JOINT REPAIR KIT	1
22	1550821	YOKE, Plain	1
23	7J-2104	KEY	1
24	5J-608	KEY, Woodruff	1
25	1556998	SHAFT	1
26	5J-608	KEY, Woodruff	1
27	17C-412	BOLT	2
28	1565230	BRACKET, Mounting	1
29	17C-520	BOLT	2
29A	4E-05	LKWSHR	2
29B	61D-05	NUT	2
30	7J-2104	KEY	1
31	17C-412	BOLT	2
32	17C-520	BOLT	2
32A	4E-05	LKWSHR	2
32B	61D-05	NUT	2
33	1565230	BRACKET, Mounting	1

WHEN ORDERING PARTS, ALWAYS STATE MODEL AND SERIAL NO. OF MACHINE



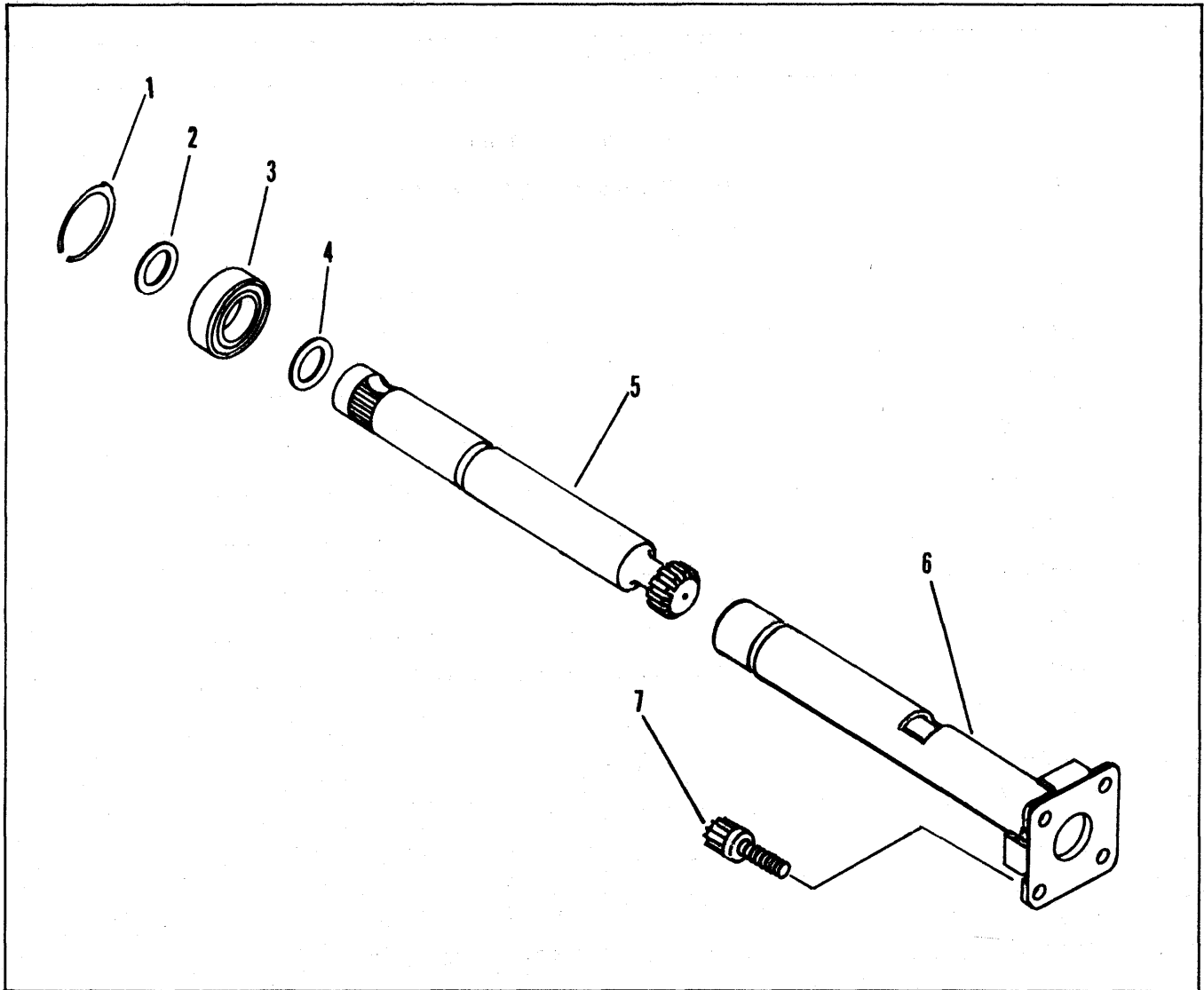
STEERING VALVE

VALVE, STEERING

Item	Part No.	Description	Qty.
A	948829	VALVE, Steering (Inc 1 thru 26)	1
B	991697	SEAL KIT (Inc 11, 13, 15, 19 & 20)	1
1	1567085	DRIVE	1
2	1567084	PLATE	1
3	1567082	SET, Gear	1
4	1567082	SET, Gear	1
5	1567077	SPACER, Right	1
6	1567079	SPLINE	1
7	1567078	SPACER, Left	1
8	1567080	CAP, End	1
9	72G-579	BOLT, Cap to Housing	7
10	72G-510	BOLT, Mounting Plate to Housing	4
11	-----	§SEAL, Oil (See 'B')	1
12	1567081	PLATE, Mounting	1
13	-----	§SEAL, Quad Ring (See 'B')	1
14	948830	KIT, Bearing	1
15	-----	§SEAL, "O" Ring (See 'B')	1
16	948831	CONTROL PARTS ASSY (Inc 17 thru 26)	—
17	-----	§SPOOL, Control (See 16)	1
18	896497	SPRING, Centering	6
19	-----	§SEAL, "O" Ring (See 'B')	1
20	-----	§PLUG, Seal (See 'B')	1
21	991702	SEAT, Check	1
22	10J-08	BALL	1
23	1567072	SPRING, Compression	1
24	-----	§HOUSING (See 16)	1
25	-----	§SLEEVE, Control (See 16)	1
26	896544	PIN, Centering	1

§ Not Sold Separately

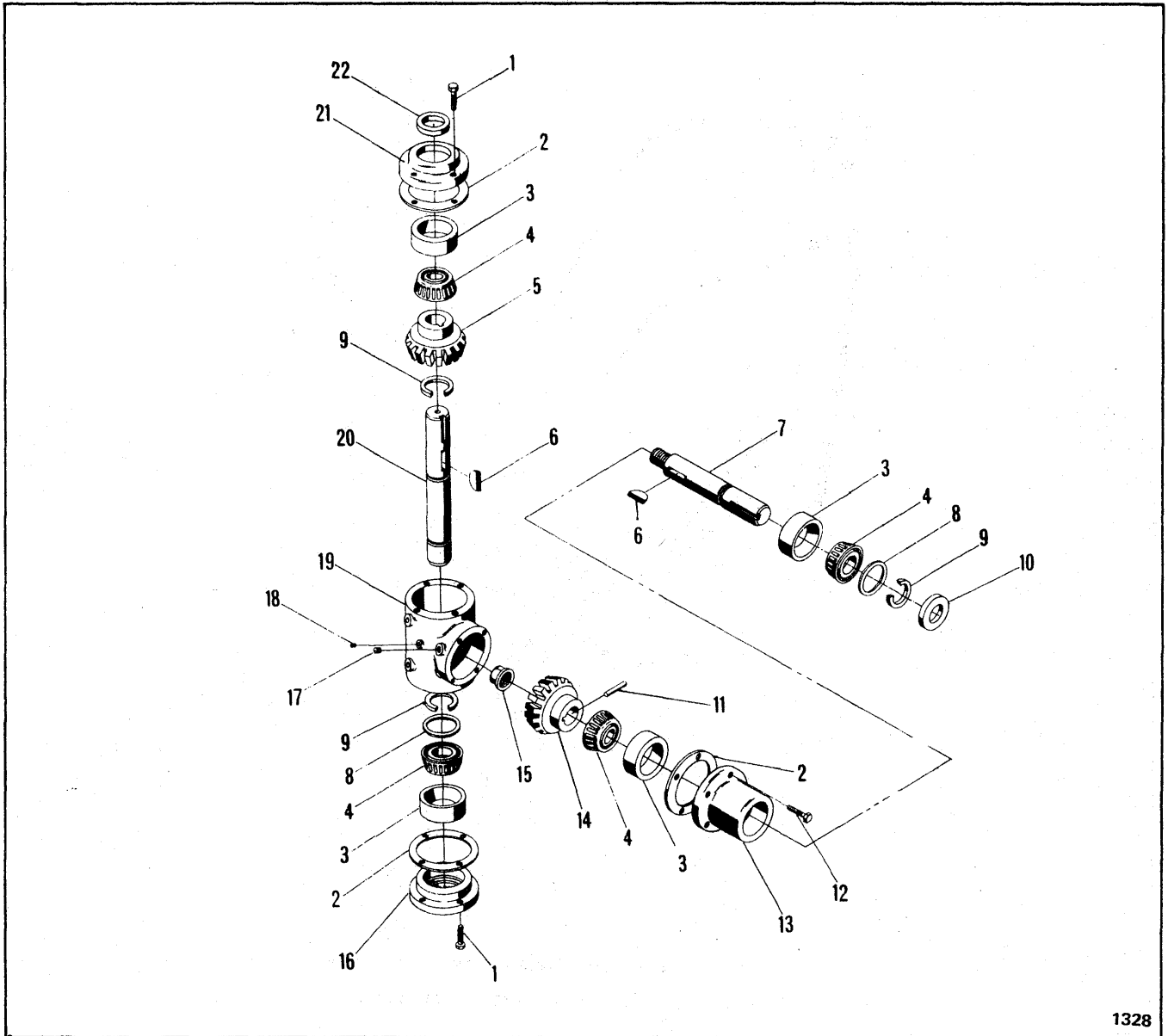
WHEN ORDERING PARTS, ALWAYS STATE MODEL AND SERIAL NO. OF MACHINE



STEERING COLUMN ASSEMBLY

Item	Part No.	Description	Qty.
A	1556731	STEERING COLUMN ASSY (Inc 1 thru 7)	1
1	4109227	RING, Retaining	2
2	991689	RING, Retaining	1
3	1567088	BEARING	1
4	991689	RING, Retaining	1
5	948542	SHAFT, Steering	1
6	1567086	FLANGE, Tube	1
7	71G-612	BOLT	2

WHEN ORDERING PARTS, ALWAYS STATE MODEL AND SERIAL NO. OF MACHINE



1328

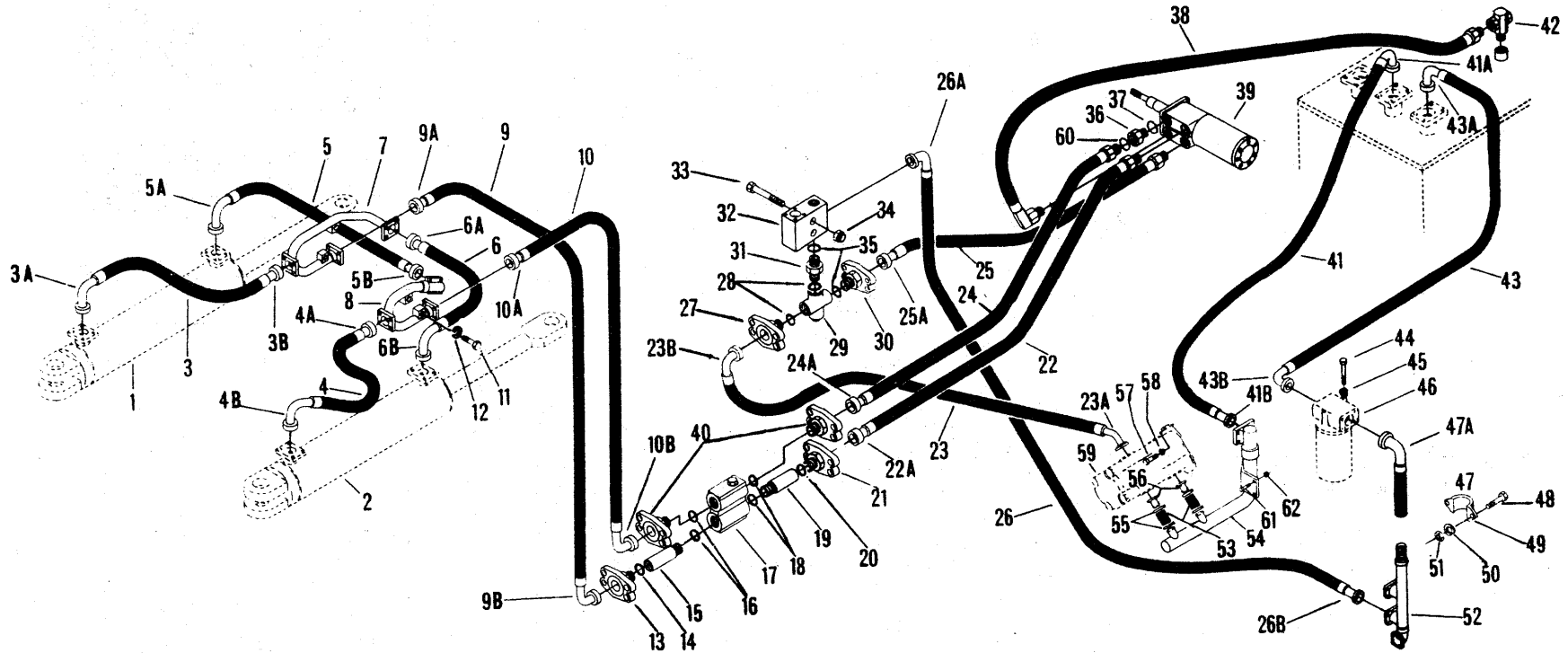
GEARBOX – STEERING

Item	Part No.	Description	Qty.
A	1561632	GEARBOX ASSY (Inc 1 thru 22)	1
1	1C-412	BOLT	8
2	1566466	‡SHIM	—
3	1300207	CUP, Bearing	4
4	755960	CONE, Bearing	4
5	1565229	GEAR (32T)	1
6	5J-606	KEY, Woodruff	2
7	1565233	SHAFT, Pinion	1
8	1566468	WASHER, Back-Up	2
9	1566465	RING, Retaining	3
10	1566166	SEAL, Pinion	1

Item	Part No.	Description	Qty.
11	1566467	PIN, Spiral	1
12	1C-816	BOLT	4
13	1565223	HOUSING, Pinion	1
14	1565232	GEAR (16T)	1
15	29D-08	NUT	1
16	1565224	PLATE, Closed End	1
17	13F-04	PLUG	2
18	1551698	BREATHER	1
19	1565222	HOUSING, Main	1
20	1561633	SHAFT, Cross	1
21	1565225	PLATE, Open End	1
22	1567165	SEAL, Cross	1

‡ As Required

WHEN ORDERING PARTS, ALWAYS STATE MODEL AND SERIAL NO. OF MACHINE



HYDRAULIC SYSTEM – STEERING

For Serial: 414A-101 thru 414A-179

HYDRAULIC SYSTEM – STEERING
For Serial: 414A-101 thru 414A-179

Item	Part No.	Description	Qty.	Item	Part No.	Description	Qty.
1	----	CYLINDER ASSY (See Index)	1	28	91F-8	"O" RING	2
2	----	CYLINDER ASSY (See Index)	1	29	948370	*VALVE, Relief	1
3	1562536	HOSE, Cylinder to Tube – ¾ x 30	1	30	1552293	ADAPTER (Inc 28)	1
3A	----	†FLANGE, Split (See Group 'A')	–	31	1551739	ADAPTER (Inc 28)	1
3B	----	†FLANGE, Split (See Group 'A')	–	32	1562531	BLOCK, Junction.....	1
4	1562536	HOSE, Cylinder to Tube) ¾ x 30	1	33	17C-648	BOLT	2
4A	----	†FLANGE, Split (See Group 'A')	–	34	17D-03	NUT	2
4B	----	†FLANGE, Split (See Group 'A')	–	35	91F-8	"O" RING	2
5	1562536	HOSE, Cylinder to Tube – ¾ x 30	1	36	1551738	ADAPTER (Inc 37)	4
5A	----	†FLANGE, Split (See Group 'A')	–	37	91F-6	"O" RING	4
5B	----	†FLANGE, Split (See Group 'A')	–	38	1562570	HOSE, ¾ x 33 – For Serial: 414A-101 thru 414A-251	1
6	1562536	HOSE, Cylinder to Tube – ¾ x 30	1				
6A	----	†FLANGE, Split (See Group 'A')	–	39	1558281	VALVE & COLUMN ASSY (Inc 39A & 39B)	1
6B	----	†FLANGE, Split (See Group 'A')	–	39A	----	VALVE, Steering (See Index)	1
7	1568294	TUBE – R.H.	1	39B	----	COLUMN, Steering (See Index)	1
8	1568296	TUBE – L.H.	1	40	1552293	ADAPTER (Inc 16)	2
9	1564721	HOSE, Tube to Valve – ¾ x 91	1	41	1566382	HOSE, Tube Assy to Tank	1
9A	----	†FLANGE, Split (See Group 'A')	–	41A	----	†FLANGE, Split (See Group 'B')	–
9B	----	†FLANGE, Split (See Group 'A')	–	41B	----	†FLANGE, Split (See Group 'B')	–
10	1564721	HOSE, Tube to Valve – ¾ x 91	1	42	570529	TEE, Service	1
10A	----	†FLANGE, Split (See Group 'A')	–	43	1550894	HOSE, Filter to Tank – 1½ x 56½	1
10B	----	FLANGE, Split (See Group 'A')	–	43A	----	†FLANGE, Split (See Group 'C')	–
11	17C-628	BOLT	4	43B	----	†FLANGE, Split (See Group 'C')	–
12	4E-06	LKWSHR	4	44	17C-620	BOLT	2
13	1552293	ADAPTER (Inc 14)	1	45	4E-06	LKWSHR	2
14	91F-8	"O" RING	1	46	----	FILTER ASSY (See Index)	1
15	1558161	RISER	1	47	1550895	HOSE, Filter to Tube – 1½ x 15½	1
16	91F-8	"O" RING	2	47A	----	†FLANGE, Split (See Group 'C')	–
17	1567164	VALVE, Cushion	1	48	17C-824	BOLT	2
18	91F-8	"O" RING	2	49	1569870	CLAMP	2
19	1558161	RISER	1	50	4E-06	LKWSHR	2
20	91F-8	"O" RING	1	51	61D-06	NUT	2
21	1552293	ADAPTER	1	52	1564945	MANIFOLD TUBE ASSY	1
22	1562570	HOSE – ¾ x 33	1	53	585884	HOSE – 1¼ x 4	2
22A	----	†FLANGE, Split (See Group 'A')	–	54	1568634	MANIFOLD	1
23	1564273	HOSE, Pump to Valve – ¾ x 18½	1	55	540129	CLAMP	4
23A	----	†FLANGE, Split (See Group 'A')	–	56	799019	STEM, Hose	2
23B	----	†FLANGE, Split (See Group 'A')	–	57	17C-1028	BOLT	2
24	1562570	HOSE – ¾ x 33	1	58	4E-10	LKWSHR	2
24A	----	†FLANGE, Split (See Group 'A')	–	59	----	PUMP ASSY (See Index)	1
25	1562570	HOSE – ¾ x 33	1	60	91F-8	"O" RING	4
25A	----	†FLANGE, Split (See Group 'A')	–	61	17C-624	BOLT	3
26	1562572	HOSE, Block to Tube – ¾ x 27½	1	62	17D-06	NUT	3
26A	----	†FLANGE, Split (See Group 'A')	–				
26B	----	†FLANGE, Split (See Group 'A')	–				
27	1552293	ADAPTER (Inc 28)	1				

*NOTE: For Serial: 414A-101 thru 414A-179, also order two (2) Adapters, 1552291.
†Not Illustrated

GROUP	FLANGE HALF	O-RING	BOLT	LKWSHR	SIZE
No. Req'd Per Connection	2	1	4	4	
A	663092	791553	17C-620	4E-06	¾"
B	663096	1306625	17C-824	4E-08	2"
C	663095	1306624	17C-824	4E-08	1½"

WHEN ORDERING PARTS, ALWAYS STATE MODEL AND SERIAL NO. OF MACHINE

HYDRAULIC SYSTEM – STEERING

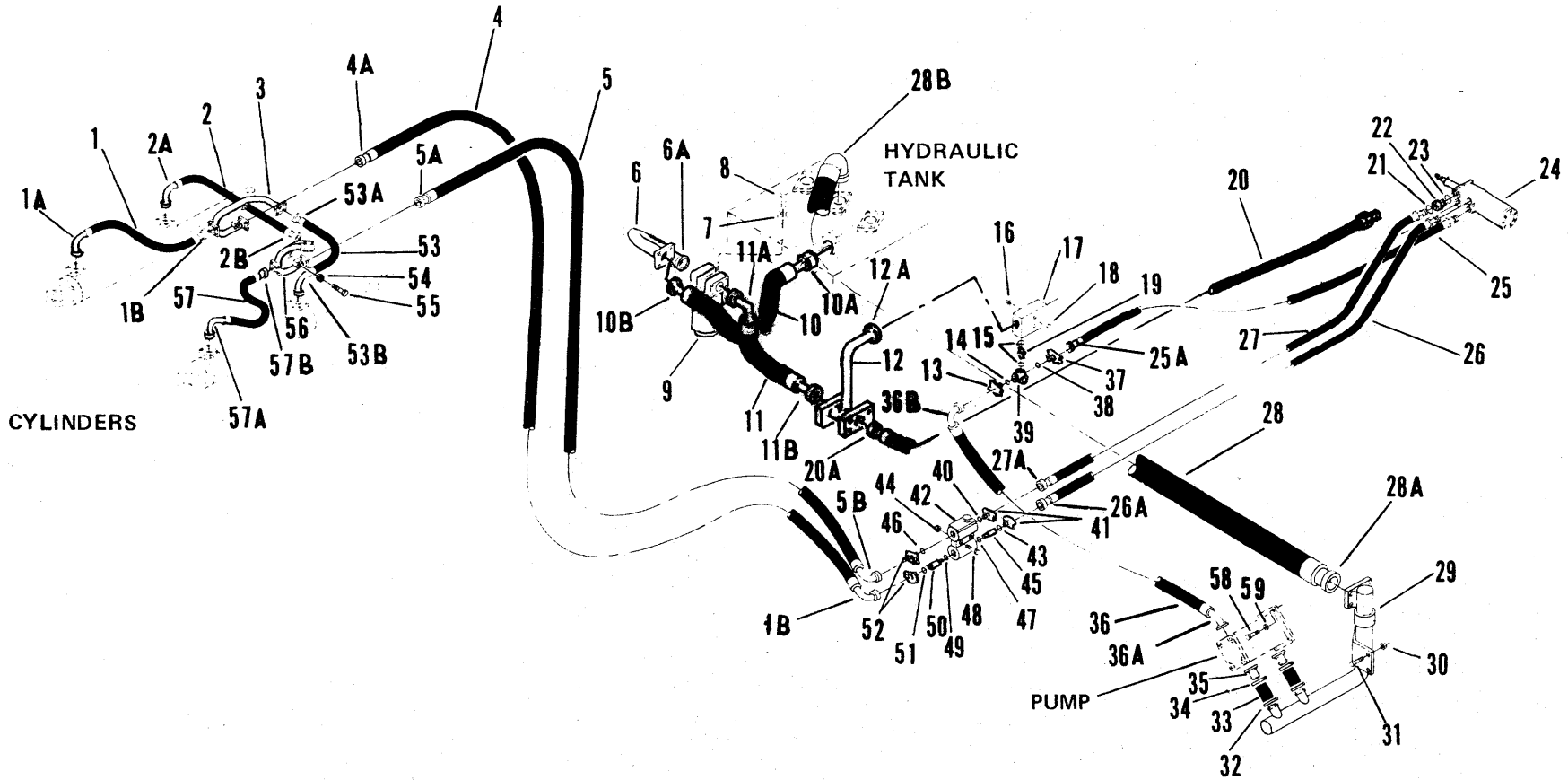
For Serial: 414A-180 thru 414A-251

Item	Part No.	Description	Qty.	Item	Part No.	Description	Qty.
1	1562536	HOSE – 3/4 x 30	1	26B	-----	† FLANGE, Split (See Group 'B')	—
1A	-----	† FLANGE, Split (See Group 'A')	—	27	1568634	MANIFOLD	1
1B	-----	† FLANGE, Split (See Group 'A')	—	28	17D-06	NUT	2
2	1562536	HOSE – 3/4 x 30	1	29	17C-624	BOLT, Manifold Mounting	2
2A	-----	† FLANGE, Split (See Group 'A')	—	30	540129	CLAMP	2
2B	-----	† FLANGE, Split (See Group 'A')	—	31	585884	HOSE – 1 1/4 x 4	2
3	1568294	TUBE – R.H.	1	32	540129	CLAMP	2
4	1564721	HOSE – 3/4 x 91	1	33	799019	STEM, Hose	2
4A	-----	† FLANGE, Split (See Group 'A')	—	34	1564273	HOSE, Pump to Valve – 3/4 x 18 1/2	1
4B	-----	† FLANGE, Split (See Group 'A')	—	34A	-----	† FLANGE, Split (See Group 'A')	—
5	1564721	HOSE – 3/4 x 91	1	34B	-----	† FLANGE, Split (See Group 'A')	—
5A	-----	† FLANGE, Split (See Group 'A')	—	35	17C-1028	BOLT, Pump Mounting	4
5B	-----	† FLANGE, Split (See Group 'A')	—	36	4E-08	LKWSHR	4
6	1569403	TUBE, Return	1	37	1552293	ADAPTER (Inc 38)	2
6A	-----	† FLANGE, Split (See Group 'A')	—	38	91F-8	"O" RING	1
7	1563282	HOSE – 3/4 x 33	1	39	1558161	RISER	1
7A	-----	† FLANGE, Split (See Group 'A')	—	40	91F-8	"O" RING	1
8	4E-06	LKWSHR	2	41	91F-8	"O" RING	1
9	17C-620	BOLT, Filter Mounting	2	42	17C-624	BOLT	2
10	17D-03	NUT	2	43	91F-8	"O" RING	1
11	1562531	BLOCK, Junction	1	44	1558161	RISER	1
12	1569842	HOSE – 3/4 x 31	1	45	91F-8	"O" RING	1
12A	-----	† FLANGE, Split (See Group 'A')	—	46	1552293	ADAPTER (Inc 45)	2
12B	-----	† FLANGE, Split (See Group 'A')	—	47	91F-8	"O" RING	1
13	17C-648	BOLT, Junction Block Mounting	2	48	17D-06	NUT	2
14	91F-6	"O" RING	1	49	1567164	VALVE, Cushion	1
15	1558005	ADAPTER (Inc 14)	1	50	1569801	TUBE, Return	1
16	91F-8	"O" RING	1	50A	-----	† FLANGE, Split (See Group 'B')	—
17	1551738	ADAPTER (Inc 18)	1	50B	-----	† FLANGE, Split (See Group 'C')	—
18	91F-6	"O" RING	1	51	1562536	HOSE – 3/4 x 30	1
19	91F-8	"O" RING	1	51A	-----	† FLANGE, Split (See Group 'A')	—
20	1551738	ADAPTER (Inc 21)	1	51B	-----	† FLANGE, Split (See Group 'A')	—
21	91F-6	"O" RING	1	52	4E-06	LKWSHR	4
22	1558281	VALVE & COLUMN ASSY (Inc 22A & 22B)	1	53	17C-628	BOLT	4
22A	-----	VALVE, Steering (See Index)	1	54	1568296	TUBE – L.H.	1
22B	-----	COLUMN, Steering (See Index)	1	55	1562536	HOSE – 3/4 x 30	1
23	1562570	HOSE – 3/4 x 33	1	55A	-----	† FLANGE, Split (See Group 'A')	—
23A	-----	† FLANGE, Split (See Group 'A')	—	55B	-----	† FLANGE, Split (See Group 'A')	—
24	1562570	HOSE – 3/4 x 33	1	56	1552293	ADAPTER (Inc 57)	1
24A	-----	† FLANGE, Split (See Group 'A')	—	57	91F-8	"O" RING	1
25	1562570	HOSE – 3/4 x 33	1	58	948370	VALVE, Relief	1
25A	-----	† FLANGE, Split (See Group 'A')	—	59	91F-8	"O" RING	1
26	1566382	HOSE, Tube to Tank – 2 x 49	1	60	1552293	ADAPTER (Inc 59)	1
26A	-----	† FLANGE, Split (See Group 'B')	—	61	1551739	ADAPTER (Inc 62)	1
				62	91F-8	"O" RING	2
				63	1569472	FILTER ASSY (Inc 63A)	1
				63A	1566622	† ELEMENT, Filter	1

† Not Illustrated

GROUP	FLANGE HALF	O-RING	BOLT	LKWSHR	SIZE
No. Req'd Per Connection	2	1	4	4	
A	663092	791553	17C-620	4E-06	3/4"
B	663095	1306624	17C-824	4E-08	1 1/2"
C	663094	1306623	17C-724	4E-07	1 1/4"

WHEN ORDERING PARTS, ALWAYS STATE MODEL AND SERIAL NO. OF MACHINE



HYDRAULIC SYSTEM – STEERING

For Serial: 414A-252 & After

1285A

63A

[1F8]

PM 4025

HYDRAULIC SYSTEM — STEERING

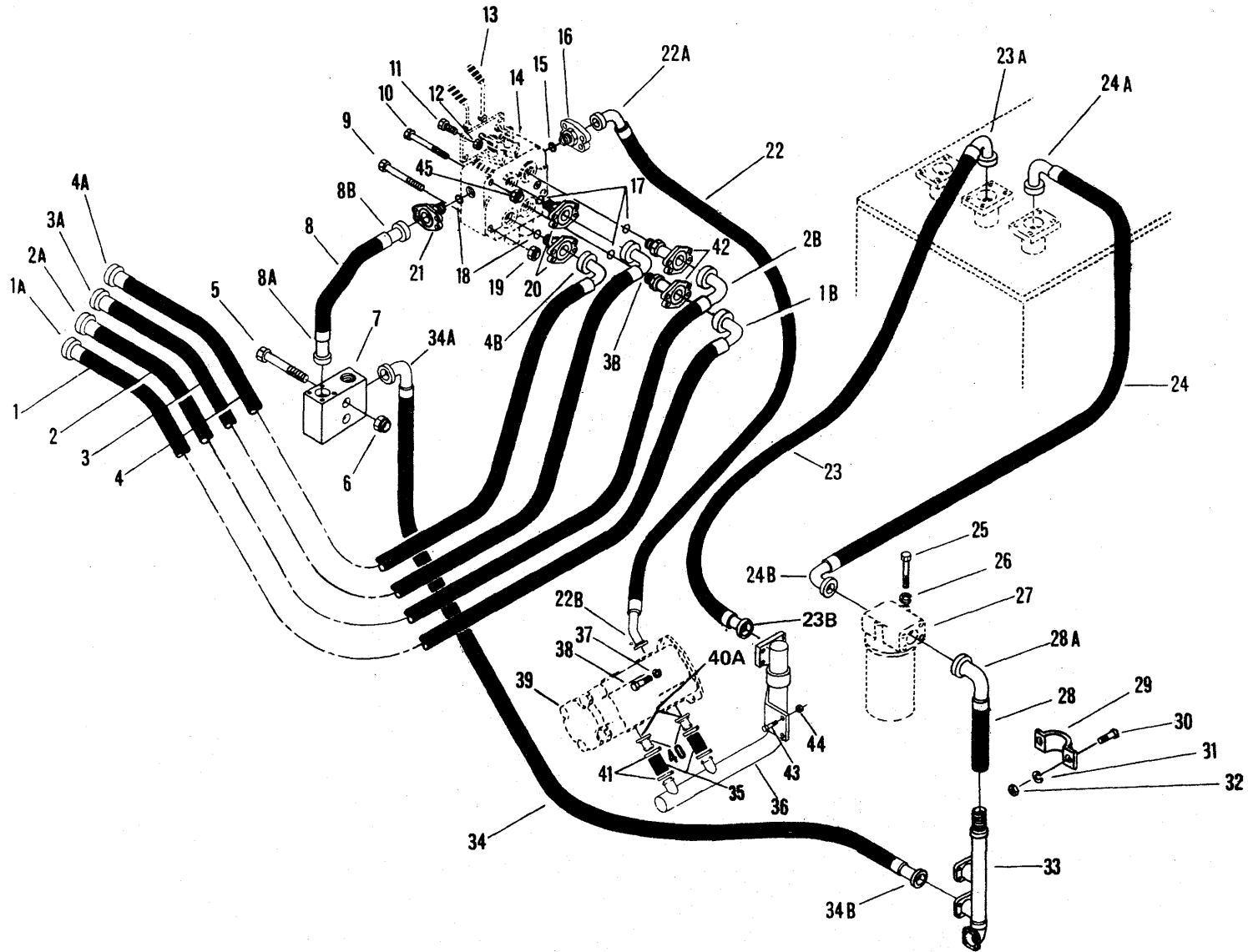
For Serial: 414A-252 & After

Item	Part No.	Description	Qty.	Item	Part No.	Description	Qty.
1	1562536	HOSE	1	26	1562570	HOSE (Inc. 21)	1
1A	-----	† FLANGE, Split — See "A"	—	26A	-----	† FLANGE, Split — See "A"	—
1B	-----	† FLANGE, Split — See "A"	—	27	1562570	HOSE	1
2	1562536	HOSE	1	27A	-----	† FLANGE, Split — See "A"	—
2A	-----	† FLANGE, Split — See "A"	—	28	1566382	HOSE	1
2B	-----	† FLANGE, Split — See "A"	—	28A	-----	† FLANGE, Split — See "E"	—
3	1568294	TUBE — R.H.	1	28B	-----	† FLANGE, Split — See "E"	—
4	1564721	HOSE	1	29	1568634	MANIFOLD	1
4A	-----	† FLANGE, Split — See "A"	—	30	17D-06	NUT	2
4B	-----	† FLANGE, Split — See "A"	—	31	17C-624	BOLT	2
5	1564721	HOSE	1	32	540129	CLAMP	2
5A	-----	† FLANGE, Split — See "A"	—	33	585884	HOSE	2
5B	-----	† FLANGE, Split — See "A"	—	34	540129	CLAMP	2
6	1575114	TUBE, Return	1	35	799019	STEM	2
6A	-----	† FLANGE, Split — See "D"	—	35A	-----	† FLANGE, Split — See "C"	—
7	4E-06	LKWSHR	2	36	1564273	HOSE	1
8	17C-620	BOLT	2	36A	-----	† FLANGE, Split — See "A"	—
9	1569472	FILTER ASSY (Inc. 9A)	1	36B	-----	† FLANGE, Split — See "A"	—
9A	-----	† ELEMENT — See Index	1	37	1552291	ADAPTER (Inc. 38)	1
10	1564634	HOSE	1	38	91F-8	O-RING	1
10A	-----	† FLANGE, Split — See "C"	—	39	948370	VALVE, Relief	1
10B	-----	† FLANGE, Split — See "B"	—	40	91F-8	O-RING	1
11	1564635	HOSE	1	41	1552291	ADAPTER (Inc. 40, 43)	2
11A	-----	† FLANGE, Split — See "D"	—	42	1567164	VALVE, Cushion	1
11B	-----	† FLANGE, Split — See "B"	—	43	91F-8	O-RING	1
12	1575112	TUBE	1	44	17D-06	NUT	2
12A	-----	† FLANGE, Split — See "A"	—	45	1558161	RISER	1
13	1552291	ADAPTER (Inc. 14)	1	46	91F-8	O-RING	1
14	91F-8	O-RING	1	47	91F-8	O-RING	1
15	91F-8	O-RING	2	48	17C-624	BOLT	2
16	17D-03	NUT	2	49	91F-8	O-RING	1
17	1562531	BLOCK, Junction	1	50	1558161	RISER	1
18	17C-648	BOLT	2	51	91F-8	O-RING	1
19	1551739	ADAPTER (Inc. 15)	1	52	1552291	ADAPTER (Inc. 40, 43)	2
20	1563282	HOSE (Inc. 21)	1	53	1562536	HOSE	1
20A	-----	† FLANGE, Split — See "A"	—	53A	-----	† FLANGE, Split — See "A"	—
21	91F-08	O-RING	4	53B	-----	† FLANGE, Split — See "A"	—
22	1551738	ADAPTER (Inc. 23)	4	54	4E-06	LKWSHR	4
23	91F-08	O-RING	4	55	17C-628	BOLT	4
24	1558281	VALVE & COLUMN ASSY (Inc. 24A, 24B)	1	56	1568296	TUBE — L.H.	1
24A	-----	VALVE — See Index	1	57	1562536	HOSE	1
24B	-----	COLUMN — See Index	1	57A	-----	† FLANGE, Split — See "A"	—
25	1562570	HOSE (Inc. 21)	1	57B	-----	† FLANGE, Split — See "A"	—
25A	-----	† FLANGE, Split — See "A"	—	58	17C-1028	BOLT	4
				59	4E-08	LKWSHR	4

† Not Illustrated

GROUP	FLANGE HALF	O-RING	BOLT	LKWSHR	SIZE
No. Req'd Per Connection	2	1	4	4	
A	663092	791553	23C-620	4E-06	¾"
B	663093	1306622	23C-620	4E-06	1"
C	1511520	1306623	23C-724	4E-07	1¼"
D	1511521	1306624	23C-824	4E-08	1½"
E	1511522	1306625	23C-824	4E-08	2"

WHEN ORDERING PARTS, ALWAYS STATE MODEL AND SERIAL NO. OF MACHINE



HYDRAULIC SYSTEM – TRACTOR LIFT AND EJECTION

For Serial: 414A-101 thru 414A-179

HYDRAULIC SYSTEM — TRACTOR LIFT AND EJECTION

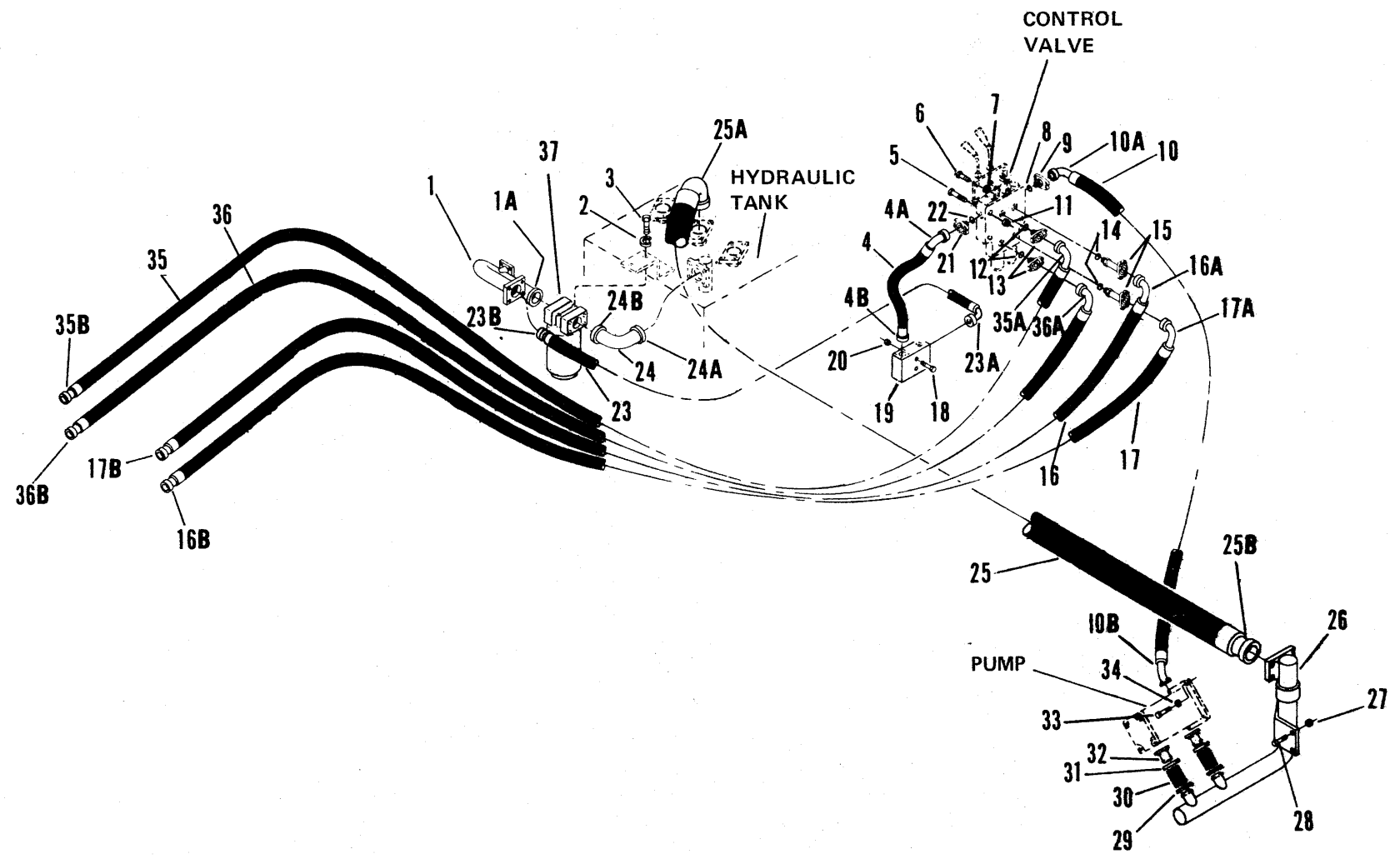
For Serial: 414A-101 thru 414A-179

Item	Part No.	Description	Qty.	Item	Part No.	Description	Qty.
1	1564720	HOSE — ¾ x 83	1	22	1564274	HOSE — ¾ x 73½	1
1A	-----	† FLANGE, Split (See Group 'A') ..	—	22A	-----	† FLANGE, Split (See Group 'A')	—
1B	-----	† FLANGE, Split (See Group 'A') ..	—	22B	-----	† FLANGE, Split (See Group 'B')	—
2	1564720	HOSE — ¾ x 83	1	23	1564276	HOSE — 2 x 54	1
2A	-----	† FLANGE, Split (See Group 'A') ..	—	23A	-----	† FLANGE, Split (See Group 'C')	—
2B	-----	† FLANGE, Split (See Group 'A') ..	—	23B	-----	† FLANGE, Split (See Group 'C')	—
3	1564720	HOSE — ¾ x 83	1	24	1550894	HOSE, Tank to Filter—1½ x 55½ ..	1
3A	-----	† FLANGE, Split (See Group 'A') ..	—	24A	-----	† FLANGE, Split (See Group 'D')	—
3B	-----	† FLANGE, Split (See Group 'A') ..	—	24B	-----	† FLANGE, Split (See Group 'D')	—
4	1564720	HOSE — ¾ x 83	1	25	17C-620	BOLT	2
4A	-----	† FLANGE, Split (See Group 'A') ..	—	26	4E-06	LKWSHR	2
4B	-----	† FLANGE, Split (See Group 'A') ..	—	27	-----	FILTER ASSY (See Index)	—
5	17C-664	BOLT	2	28	1550895	HOSE — 1½ x 15½	1
6	17D-03	NUT	2	29	1569870	CLAMP	1
7	1562531	BLOCK, Junction	1	30	17C-628	BOLT	2
8	1562571	HOSE, Junction to Control Valve — ¾ x 18	1	31	4E-06	LKWSHR	2
8A	-----	† FLANGE, Split (See Group 'A') ..	—	32	61D-06	NUT	2
8B	-----	† FLANGE, Split (See Group 'A') ..	—	33	1562527	TUBE	1
9	17C-664	BOLT	2	34	1562572	HOSE, Tube to Junction Block — ¾ x 27½	1
10	17C-656	BOLT	1	34A	-----	† FLANGE, Split (See Group 'A')	—
11	17C-620	BOLT	4	34B	-----	† FLANGE, Split (See Group 'A')	—
12	17D-03	NUT	4	35	585884	HOSE — 1¼ x 4	2
13	1558292	CONTROL ASSY	1	36	1564945	MANIFOLD	1
14	-----	CONTROL VALVE ASSY (See Index)	—	37	4E-08	LKWSHR	2
15	91F-8	"O" RING	1	38	17C-1028	BOLT	2
16	1552293	ADAPTER (Inc 15)	1	39	-----	PUMP ASSY (See Index)	—
17	91F-8	"O" RING	1	40	799019	STEM, Hose	2
18	91F-8	"O" RING	1	40A	-----	† FLANGE, Split (See Group 'E')	—
19	17D-03	NUT	3	41	540129	CLAMP	4
20	1552291	ADAPTER (Inc 17)	2	42	1552289	ADAPTER (Inc 17)	2
21	1552293	ADAPTER (Inc 18)	1	43	17C-624	BOLT	3
				44	17D-06	NUT	3
				45	17D-03	NUT	1

† Not Illustrated

GROUP	FLANGE HALF	O-RING	BOLT	LKWSHR	SIZE
No. Req'd Per Connection	2	1	4	4	
A	663092	791553	17C-620	4E-06	¾"
B	663093	1306622	17C-620	4E-06	1"
C	663096	1306625	17C-824	4E-08	2"
D	663095	1306624	17C-824	4E-08	1½"
E	663094	1306623	17C-724	4E-07	1¼"

WHEN ORDERING PARTS, ALWAYS STATE MODEL AND SERIAL NO. OF MACHINE



HYDRAULIC SYSTEM – TRACTOR LIFT AND EJECTION
For Serial: 414A-180 thru 414A-251



CONSTRUCTION MACHINERY DIVISION



HYDRAULIC SYSTEM – TRACTOR LIFT AND EJECTION

For Serial: 414A-180 thru 414A-251

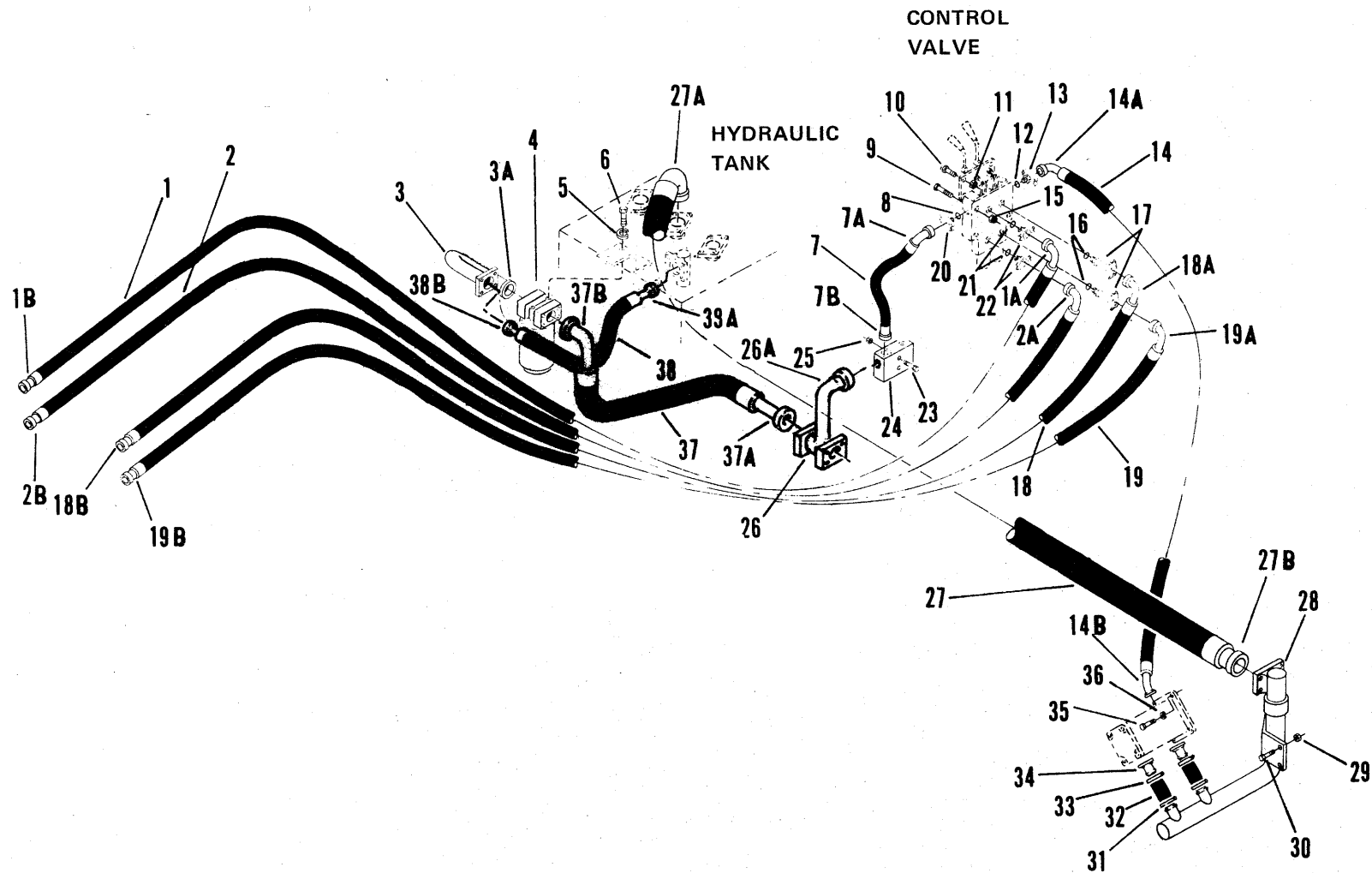
Item	Part No.	Description	Qty.
1	1569403	TUBE, Return	1
1A	-----	† FLANGE, Split (See Group 'A') .	—
2	4E-06	LKWSHR	2
3	17C-620	BOLT, Filter Mounting	2
4	1562571	HOSE, Junction to Valve— $\frac{3}{4}$ x 18	1
4A	-----	† FLANGE, Split (See Group 'A')	—
4B	-----	† FLANGE, Split (See Group 'A')	—
5	17C-664	BOLT, Valve Mounting	2
6	17C-656	BOLT, Valve Mounting	1
7	17D-03	NUT	1
8	91F-8	"O" RING	1
9	1552293	ADAPTER (Inc 8)	1
10	1564274	HOSE, Valve to Pump— $\frac{3}{4}$ x 37 $\frac{1}{2}$	1
10A	-----	† FLANGE, Split (See Group 'A')	—
10B	-----	† FLANGE, Split (See Group 'A')	—
11	17D-03	NUT	3
12	91F-8	"O" RING	2
13	1552291	ADAPTER (Inc 12)	2
14	91F-8	"O" RING	2
15	1552289	ADAPTER (Inc 14)	2
16	1564720	HOSE, Valve to Scraper— $\frac{3}{4}$ x 83	1
16A	-----	† FLANGE, Split (See Group 'A')	—
16B	-----	† FLANGE, Split (See Group 'A')	—
17	1564720	HOSE, Valve to Scraper— $\frac{3}{4}$ x 83	1
17A	-----	† FLANGE, Split (See Group 'A')	—
17B	-----	† FLANGE, Split (See Group 'A')	—
18	17C-664	BOLT, Junction Block Mounting	2
19	1562531	BLOCK, Junction	1
20	17D-03	NUT	2

Item	Part No.	Description	Qty.
21	1552293	ADAPTER (Inc 22)	1
22	91F-8	"O" RING	1
23	1569842	HOSE, Filter to Junction— $\frac{3}{4}$ x 31	1
23A	-----	† FLANGE, Split (See Group 'A')	—
23B	-----	† FLANGE, Split (See Group 'A')	—
24	1569801	TUBE, Return	1
24A	-----	† FLANGE, Split (See Group 'C')	—
24B	-----	† FLANGE, Split (See Group 'D')	—
25	1566382	HOSE, Tank to Pump – 2 x 49	1
25A	-----	† FLANGE, Split (See Group 'E')	—
25B	-----	† FLANGE, Split (See Group 'E')	—
26	1568634	MANIFOLD	1
27	17D-06	NUT	3
28	17C-624	BOLT, Manifold Mounting	3
29	540129	CLAMP	2
30	585884	HOSE, Manifold to Pump—1 $\frac{1}{4}$ x 4	2
31	540129	CLAMP	2
32	799019	STEM, Hose	2
32A	-----	† FLANGE, Split (See Group 'C')	—
33	17C-1028	BOLT, Pump Mounting	4
34	4E-08	LKWSHR	4
35	1564720	HOSE, Valve to Scraper— $\frac{3}{4}$ x 83	1
35A	-----	† FLANGE, Split (See Group 'A')	—
35B	-----	† FLANGE, Split (See Group 'A')	—
36	1564720	HOSE, Valve to Scraper – $\frac{3}{4}$ x 83 ..	1
36A	-----	† FLANGE, Split (See Group 'A')	—
36B	-----	† FLANGE, Split (See Group 'A')	—
37	1569472	FILTER ASSY (Inc 37A)	1
37A	1566622	† ELEMENT, Filter	1

† Not Illustrated

GROUP	FLANGE HALF	O-RING	BOLT	LKWSHR	SIZE
No. Req'd Per Connection	2	1	4	4	
A	663092	791553	17C-620	4E-06	$\frac{3}{4}$ "
B	663093	1306622	17C-620	4E-06	1"
C	663094	1306623	17C-724	4E-07	1 $\frac{1}{4}$ "
D	663095	1306624	17C-824	4E-08	1 $\frac{1}{2}$ "
E	663096	1306625	17C-824	4E-08	2"

WHEN ORDERING PARTS, ALWAYS STATE MODEL AND SERIAL NO. OF MACHINE



HYDRAULIC SYSTEM – TRACTOR LIFT AND EJECTION

For Serial: 414A-252 & After

1286A

67A

[1G7]

PM 4025

HYDRAULIC SYSTEM — TRACTOR LIFT AND EJECTION

For Serial: 414A-252 & After

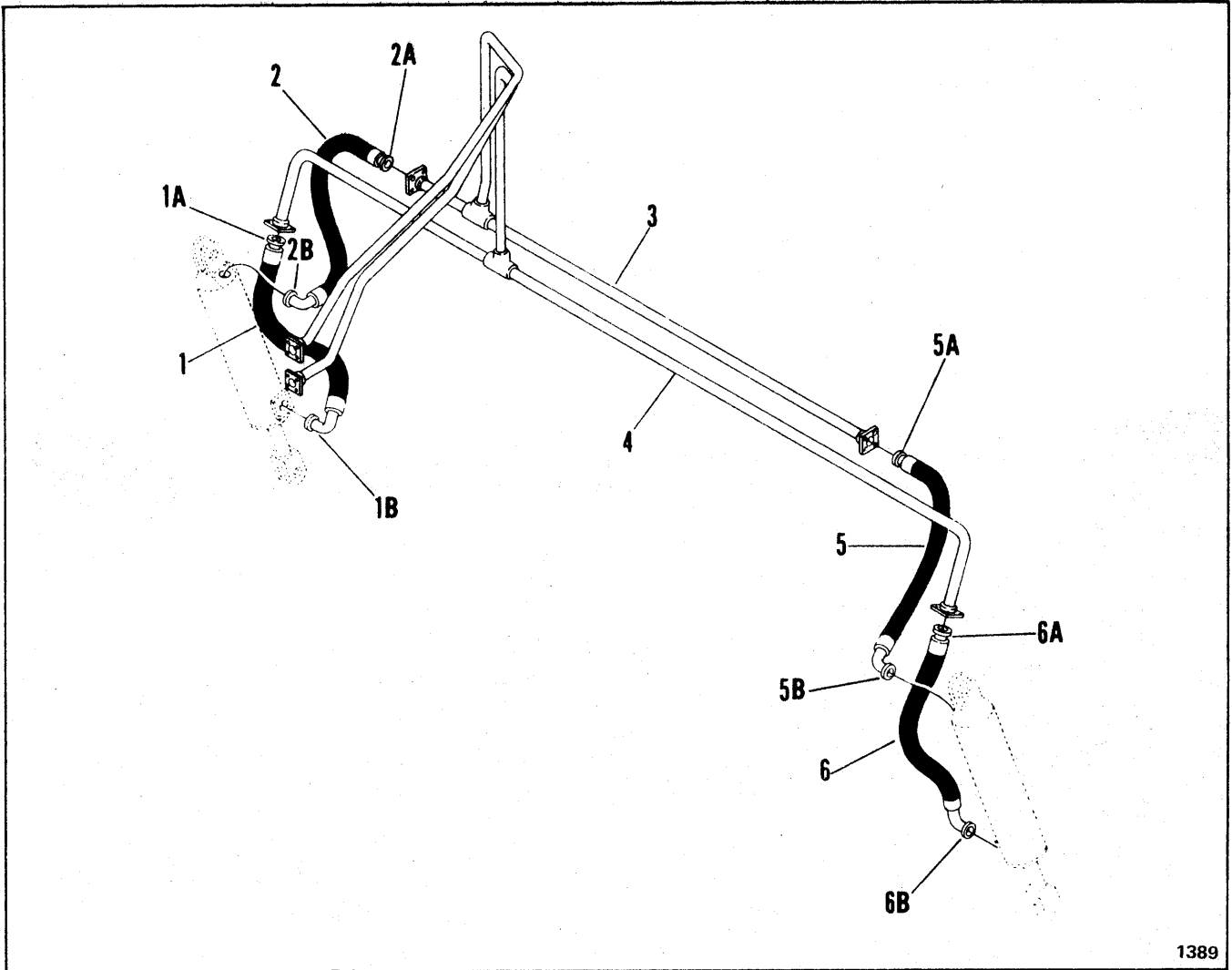
Item	Part No.	Description	Qty.
1	1564720	HOSE	1
1A	-----	† FLANGE, Split — See "A"	—
1B	-----	† FLANGE, Split — See "A"	—
2	1564720	HOSE	1
2A	-----	† FLANGE, Split — See "A"	—
2B	-----	† FLANGE, Split — See "A"	—
3	1575114	TUBE	1
3A	-----	† FLANGE, Split — See "D"	—
4	1569472	FILTER ASSY (Inc. 4A)	1
4A	-----	† ELEMENT — See Index	1
5	4E-06	LKWSHR	2
6	17C-620	BOLT	2
7	1562571	HOSE	1
7A	-----	† FLANGE, Split — See "A"	—
7B	-----	† FLANGE, Split — See "A"	—
8	91F-8	O-RING	1
9	17C-664	BOLT	2
10	17C-656	BOLT	1
11	17D-03	NUT	1
12	91F-8	O-RING	1
13	1552293	ADAPTER (Inc. 12)	1
14	1564274	HOSE	1
14A	-----	† FLANGE, Split — See "A"	—
14B	-----	† FLANGE, Split — See "A"	—
15	17D-03	NUT	2
16	91F-8	O-RING	2
17	1552289	ADAPTER	2
18	1564720	HOSE	1
18A	-----	† FLANGE, Split — See "A"	—
18B	-----	† FLANGE, Split — See "A"	—

Item	Part No.	Description	Qty.
19	1564720	HOSE	1
19A	-----	† FLANGE, Split — See "A"	—
19B	-----	† FLANGE, Split — See "A"	—
20	1552293	ADAPTER (Inc. 8)	1
21	91F-8	O-RING	2
22	1552291	ADAPTER (Inc. 21)	2
23	17C-664	BOLT	2
24	1562531	BLOCK, Junction	1
25	17D-03	NUT	2
26	1575112	TUBE	1
26A	-----	† FLANGE, Split — See "A"	—
27	1566382	HOSE	1
27A	-----	† FLANGE, Split — See "E"	—
27B	-----	† FLANGE, Split — See "E"	—
28	1568634	MANIFOLD	1
29	17D-06	NUT	2
30	17C-624	BOLT	2
31	540129	CLAMP	2
32	585884	HOSE	2
33	540129	CLAMP	2
34	799019	STEM	2
34A	-----	† FLANGE, Split — See "C"	—
35	-----	BOLT	4
36	4E-08	LKWSHR	4
37	1564635	HOSE	1
37A	-----	† FLANGE, Split — See "E"	—
37B	-----	† FLANGE, Split — See "E"	—
38	1564634	HOSE	1
38A	-----	† FLANGE, Split — See "C"	—
38B	-----	† FLANGE, Split — See "D"	—

†Not Illustrated

GROUP	FLANGE HALF	O-RING	BOLT	LKWSHR	SIZE
No. Req'd Per Connection	2	1	4	4	
A	663092	791553	23C-620	4E-06	¾"
B	663093	1306622	23C-620	4E-06	1"
C	1511520	1306623	23C-724	4E-07	1¼"
D	1511521	1306624	23C-824	4E-08	1½"
E	1511522	1306625	23C-824	4E-08	2"

WHEN ORDERING PARTS, ALWAYS STATE MODEL AND SERIAL NO. OF MACHINE



HYDRAULIC SYSTEM – SCRAPER LIFT

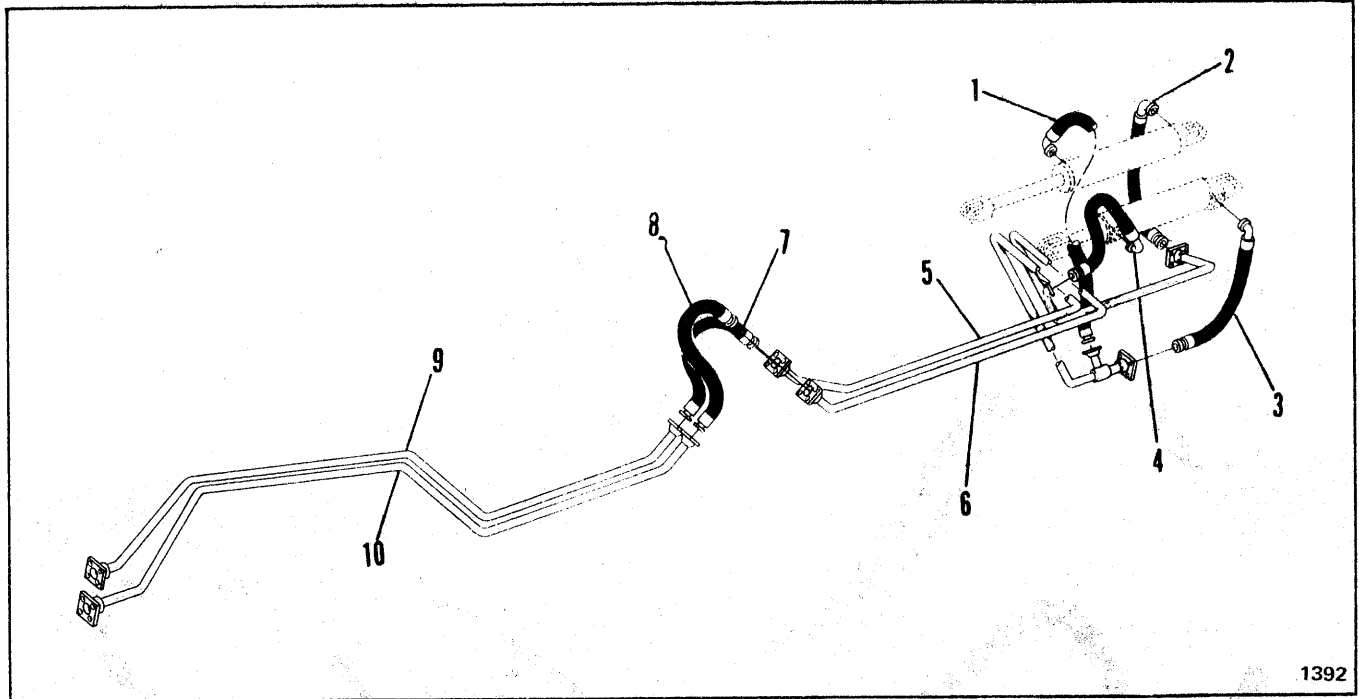
Item	Part No.	Description	Qty.
1	1562536	HOSE – 3/4 x 30	1
1A	-----	† FLANGE, Split (See Group 'A')	—
1B	-----	† FLANGE, Split (See Group 'A')	—
2	1562536	HOSE – 3/4 x 30	1
2A	-----	† FLANGE, Split (See Group 'A')	—
2B	-----	† FLANGE, Split (See Group 'A')	—
3	1567865	LINE, Hydraulic	1

Item	Part No.	Description	Qty.
4	1567867	LINE, Hydraulic	1
5	1562536	HOSE – 3/4 x 30	1
5A	-----	† FLANGE, Split (See Group 'A')	—
5B	-----	† FLANGE, Split (See Group 'A')	—
6	1562536	HOSE – 3/4 x 30	1
6A	-----	† FLANGE, Split (See Group 'A')	—
6B	-----	† FLANGE, Split (See Group 'A')	—

† Not Illustrated

GROUP	FLANGE HALF	O-RING	BOLT	LKWSHR	SIZE
No. Req'd Per Connection	2	1	4	4	
A	663092	791553	17C-620	4E-06	3/4"
B					
C					

WHEN ORDERING PARTS, ALWAYS STATE MODEL AND SERIAL NO. OF MACHINE



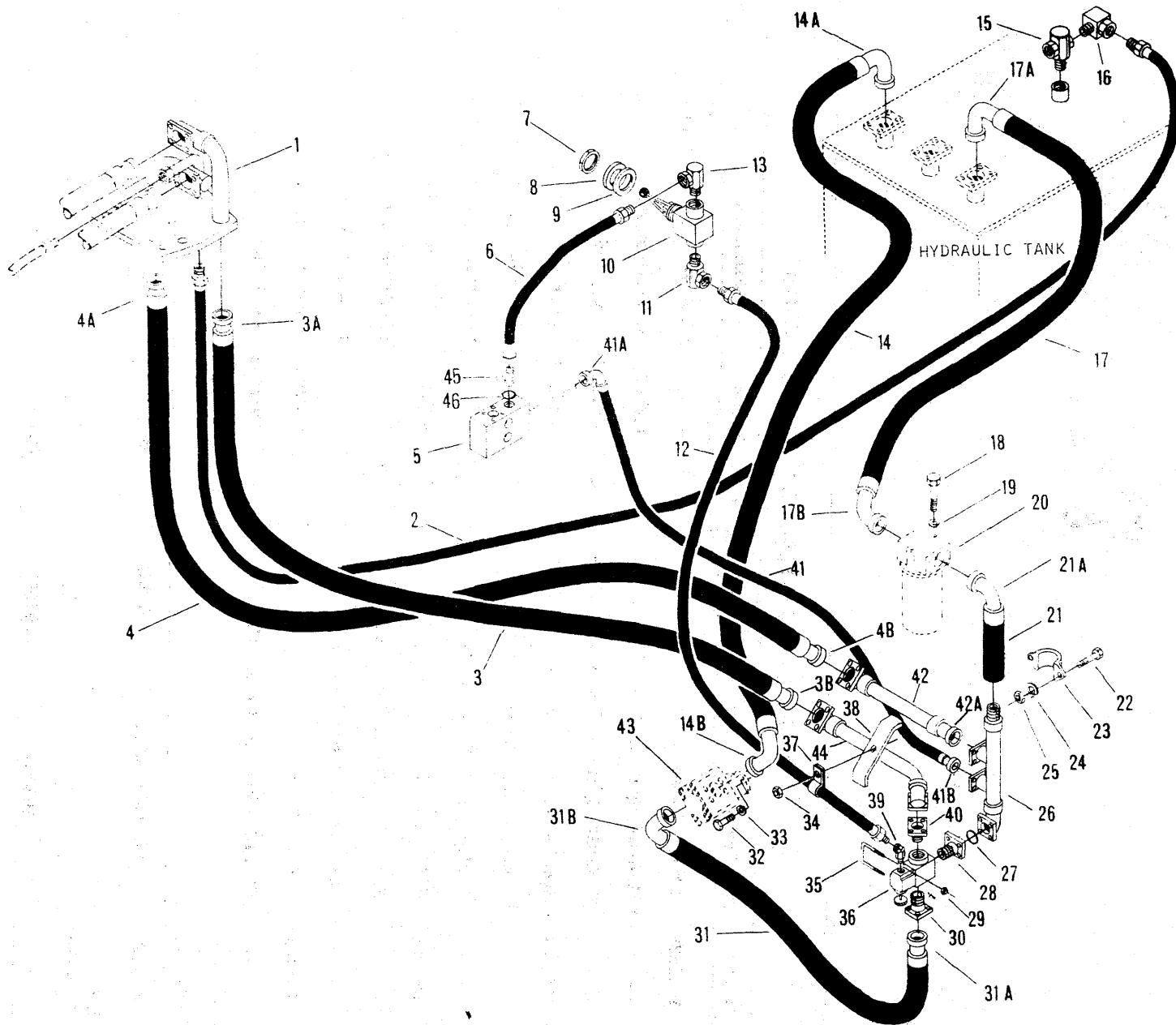
HYDRAULIC SYSTEM – SCRAPER EJECTION

Item	Part No.	Description	Qty.	Item	Part No.	Description	Qty.
1	1562536	HOSE – 3/4 x 30	1	4B	-----	† FLANGE, Split (See Group 'A')	—
1A	-----	† FLANGE, Split (See Group 'A')	—	5	1567631	LINE, Hydraulic	1
1B	-----	† FLANGE, Split (See Group 'A')	—	6	1567629	LINE, Hydraulic	1
2	1562536	HOSE – 3/4 x 30	1	7	1562537	HOSE – 3/4 x 30	1
2A	-----	† FLANGE, Split (See Group 'A')	—	7A	-----	† FLANGE, Split (See Group 'A')	—
2B	-----	† FLANGE, Split (See Group 'A')	—	7B	-----	† FLANGE, Split (See Group 'A')	—
3	1562536	HOSE – 3/4 x 30	1	8	1562537	HOSE – 3/4 x 30	1
3A	-----	† FLANGE, Split (See Group 'A')	—	8A	-----	† FLANGE, Split (See Group 'A')	—
3B	-----	† FLANGE, Split (See Group 'A')	—	8B	-----	† FLANGE, Split (See Group 'A')	—
4	1562536	HOSE – 3/4 x 30	1	9	1567851	LINE, Hydraulic	1
4A	-----	† FLANGE, Split (See Group 'A')	—	10	1567853	LINE, Hydraulic	1

† Not Illustrated

GROUP	FLANGE HALF	O-RING	BOLT	LKWSHR	SIZE
No. Req'd Per Connection	2	1	4	4	
A	663092	791553	17C-620	4E-06	3/4"
B					
C					

WHEN ORDERING PARTS, ALWAYS STATE MODEL AND SERIAL NO. OF MACHINE



HYDRAULIC SYSTEM – TRACTOR ELEVATOR

For Serial: 414A-101 thru 414A-179

HYDRAULIC SYSTEM – TRACTOR ELEVATOR

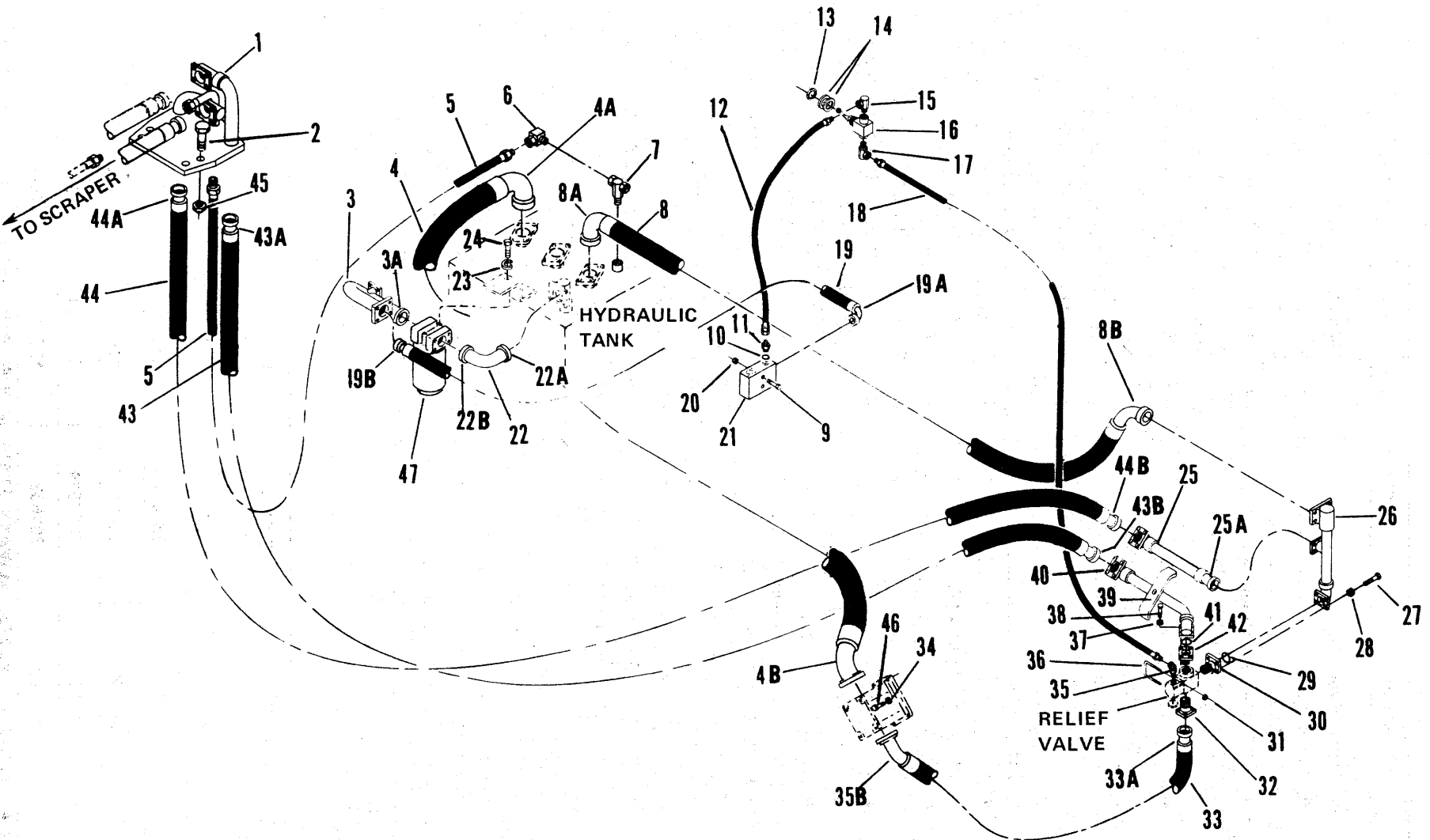
For Serial: 414A-101 thru 414A-179

Item	Part No.	Description	Qty.	Item	Part No.	Description	Qty.
1	1567942	SUPPORT, Hydraulic	1	23	1569870	CLAMP	2
2	1551405	HOSE, Drain	1	24	4E-06	LKWSHR	2
3	1550889	HOSE – 1¼ x 43¼	1	25	61D-06	NUT	2
33A	-----	† FLANGE, Split (See Group 'A')	—	26	1562527	TUBE ASSY	1
3B	-----	† FLANGE, Split (See Group 'A')	—	27	25K-40116	"O" RING	1
4	1550889	HOSE – 1¼ x 43¼	1	28	1558131	ADAPTER, Flange	1
4A	-----	† FLANGE, Split (See Group 'A')	—	28A	17C-824	BOLT	4
4B	-----	† FLANGE, Split (See Group 'A')	—	28B	4E-08	LKWSHR	4
5	1562531	BLOCK, Junction	1	29	17D-03	NUT	2
6	1304414	HOSE – ¾ x 30	1	30	1558131	ADAPTER, Flange	1
7	-----	NUT (Inc 10)	1	31	1566380	HOSE – 1¼ x 30	1
8	25E-34	WASHER	1	31A	-----	† FLANGE, Split (See Group 'A')	—
9	25E-34	WASHER	1	31B	-----	† FLANGE, Split (See Group 'B')	—
10	1563419	VALVE, Control (Inc 10A)	1	32	17C-1028	BOLT	2
10A	1566938	‡ KIT, Valve	—	33	4E-10	LKWSHR	2
11	31F-2	FITTING, 90°	1	34	17D-03	NUT	1
12	643447	HOSE – ¾ x 43	1	35	1558151	U-BOLT	1
13	31F-2	FITTING, 90°	1	36	-----	VALVE, Relief (See Index)	1
14	1569241	HOSE	1	37	1550530	CLAMP	1
14A	-----	† FLANGE, Split (See Group 'B')	—	38	1557084	CLAMP	1
14B	-----	† FLANGE, Split (See Group 'B')	—	39	33F-2	ADAPTER	1
15	570529	TEE, Service	—	40	1558131	ADAPTER, Flange	1
16	711053	ADAPTER	1	40A	17C-824	BOLT	4
17	1550894	HOSE – 1½ x 55½	1	40B	4E-08	LKWSHR	4
17A	-----	† FLANGE, Split (See Group 'C')	—	41	1562572	HOSE – ¾ x 27½	1
17B	-----	† FLANGE, Split (See Group 'C')	—	41A	-----	† FLANGE, Split (See Group 'D')	—
18	17C-620	BOLT	2	41B	-----	† FLANGE, Split (See Group 'D')	—
19	4E-06	LKWSHR	2	42	1558127	TUBE ASSY	1
20	-----	HYDRAULIC FILTER ASSY (See Index)	—	42A	-----	† FLANGE, Split (See Group 'A')	—
21	1550895	HOSE – 1½ x 15½	1	43	-----	HYDRAULIC ELEVATOR PUMP ASSY (See Index)	—
21A	-----	† FLANGE, Split (See Group 'C')	—	44	1558125	TUBE ASSY	1
22	2C-628	BOLT	2	45	663880	ADAPTER (Inc 46)	1
				46	91F-8	"O" RING (Inc 45)	1

† Not Illustrated
‡ As Required

GROUP	FLANGE HALF	O-RING	BOLT	LKWSHR	SIZE
No. Req'd Per Connection	2	1	4	4	
A	663094	1306623	17C-724	4E-07	1¼"
B	663096	1306625	17C-824	4E-08	2"
C	663095	1306624	17C-824	4E-08	1½"
D	663092	791553	17C-620	4E-06	¾"

WHEN ORDERING PARTS, ALWAYS STATE MODEL AND SERIAL NO. OF MACHINE



HYDRAULIC SYSTEM – TRACTOR ELEVATOR
For Serial: 414A-180 thru 414A-251



CONSTRUCTION MACHINERY DIVISION



HYDRAULIC SYSTEM – TRACTOR ELEVATOR

For Serial: 414A-180 thru 414A-251

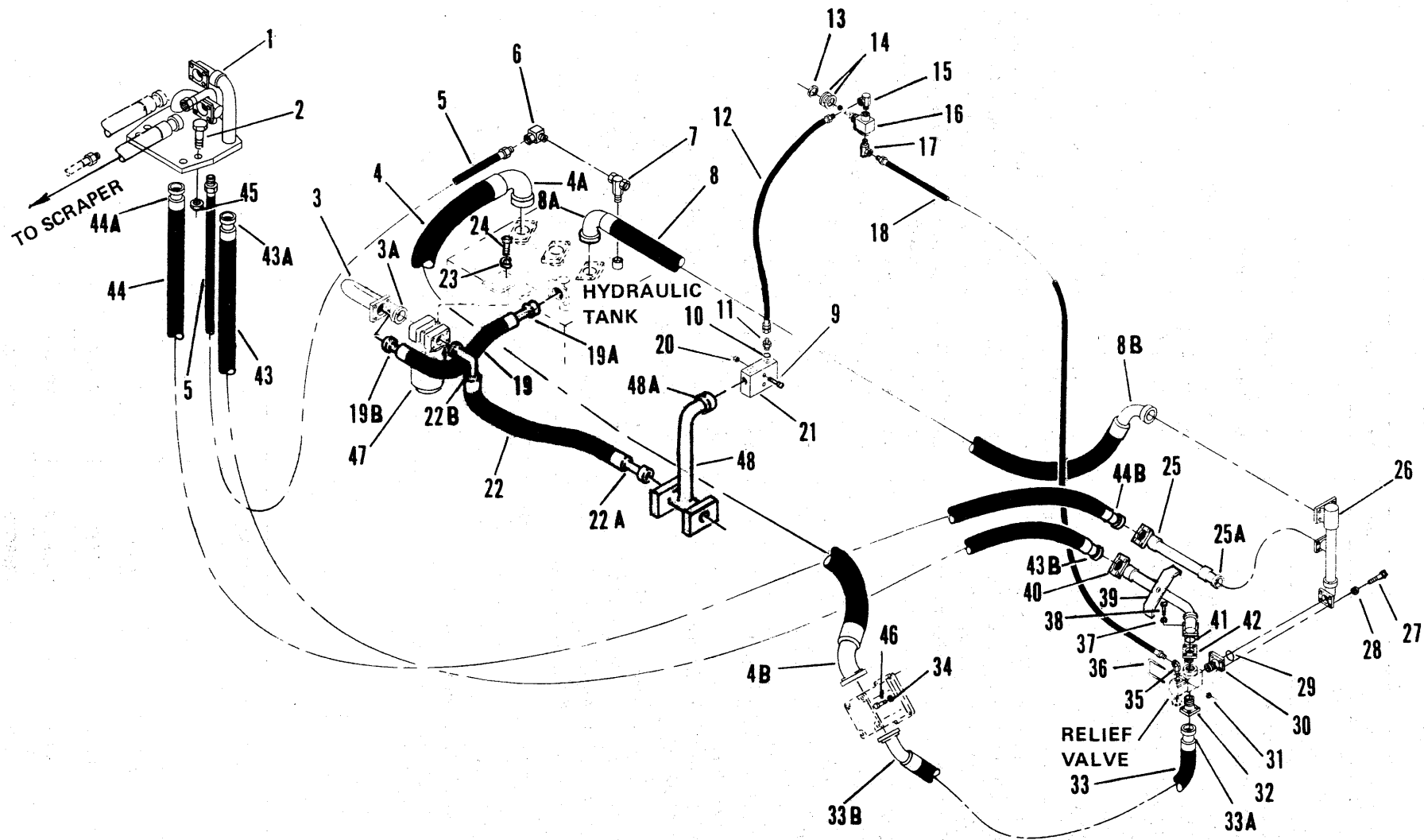
Item	Part No.	Description	Qty.
1	1567942	SUPPORT, Hydraulic	1
2	17C-620	BOLT, Support Mounting	4
3	1569403	TUBE, Return	1
3A	-----	† FLANGE, Split (See Group 'A')	—
4	1569241	HOSE, Tank to Pump	1
4A	-----	† FLANGE, Split (See Group 'B')	—
4B	-----	† FLANGE, Split (See Group 'B')	—
5	1551405	HOSE, Drain	1
6	711053	ADAPTER	1
7	570529	TEE, Service	1
8	1550894	HOSE, Tank to Tube – 1½ x 56½ ..	1
8A	-----	† FLANGE, Split (See Group 'C')	—
8B	-----	† FLANGE, Split (See Group 'C')	—
9	17C-664	BOLT, Junction Block Mounting....	2
10	91F-8	“O” RING	1
11	663880	ADAPTER (Inc 10)	1
12	1304414	HOSE, Block to Valve – ¼ x 30	1
13	-----	§ NUT (See 16)	1
14	25E-34	WASHER	2
15	31F-2	FITTING, 90°	1
16	1563419	VALVE, Elevator Control (Inc 13 & 14)	1
16A	1566938	† KIT, Elevator Control Valve	1
17	31F-2	FITTING, 90°	1
18	643447	HOSE, Valve to Valve – ¼ x 34	1
19	1569842	HOSE, Filter to Junction—¾ x 31 ..	1
19A	-----	† FLANGE, Split (See Group 'A')	—
19B	-----	† FLANGE, Split (See Group 'A')	—
20	17D-03	NUT	2
21	1562531	BLOCK, Junction	1
22	1569801	TUBE, Return	1
22A	-----	† FLANGE, Split (See Group 'D')	—
22B	-----	† FLANGE, Split (See Group 'C')	—

† Not Illustrated
§ Not Sold Separately

Item	Part No.	Description	Qty.
23	4E-06	LKWSHR	2
24	17C-620	BOLT, Filter Mounting	2
25	1558127	TUBE	1
25A	-----	† FLANGE, Split (See Group 'D')	—
26	1569445	TUBE	1
27	17C-724	BOLT	4
28	4E-07	LKWSHR	4
29	1306623	“O” RING	1
30	1558131	ADAPTER, Flange	1
31	17D-03	NUT	2
32	1558131	ADAPTER, Flange	1
33	1566380	HOSE, Valve to Pump – 1¼ x 30 ...	1
33A	-----	† FLANGE, Split (See Group 'D')	—
33B	-----	† FLANGE, Split (See Group 'B')	—
34	4E-10	LKWSHR	2
35	33F-2	ADAPTER	1
36	1558151	U-BOLT, Valve Mounting	1
37	4E-08	LKWSHR	4
38	17C-824	BOLT	4
39	1557084	CLAMP	1
40	1558125	TUBE	1
41	1306623	“O” RING	1
42	1558131	ADAPTER, Flange	1
43	1550889	HOSE – 1¼ x 43¼	1
43A	-----	† FLANGE, Split (See Group 'D')	—
43B	-----	† FLANGE, Split (See Group 'D')	—
44	1550889	HOSE – 1¼ x 43¼	1
44A	-----	† FLANGE, Split (See Group 'D')	—
44B	-----	† FLANGE, Split (See Group 'D')	—
45	4E-06	LKWSHR	4
46	17C-1028	BOLT, Pump Mounting	2
47	1569472	FILTER ASSY (Inc 47A)	1
47A	-----	KIT, Element (See Index).....	1

GROUP	FLANGE HALF	O-RING	BOLT	LKWSHR	SIZE
No. Req'd Per Connection	2	1	4	4	
A	663092	791553	17C-620	4E-06	¾"
B	663096	1306625	17C-824	4E-08	2"
C	663095	1306624	17C-824	4E-08	1½"
D	663094	1306623	17C-724	4E-07	1¼"

WHEN ORDERING PARTS, ALWAYS STATE MODEL AND SERIAL NO. OF MACHINE



HYDRAULIC SYSTEM – TRACTOR ELEVATOR

For Serial: 414A-252 & After

1287A

73A

[1G1]

PM 4025



CONSTRUCTION MACHINERY DIVISION



HYDRAULIC SYSTEM – TRACTOR ELEVATOR

For Serial: 414A-252 & After

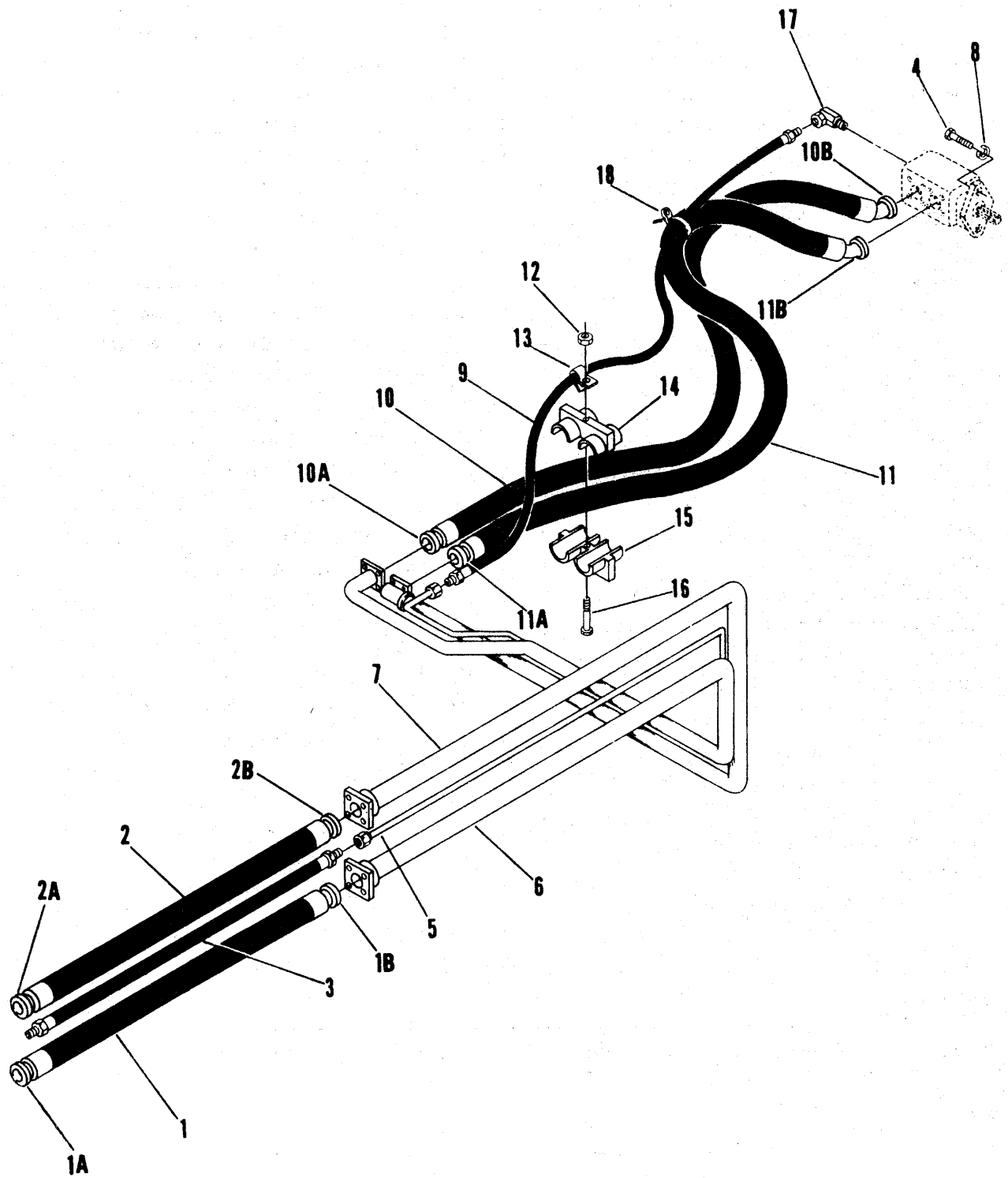
Item	Part No.	Description	Qty.
1	1567942	SUPPORT	1
2	17C-620	BOLT	4
3	1575114	TUBE, Return	1
3A	-----	†FLANGE, Split – See "E"	—
4	1566382	HOSE	1
4A	-----	†FLANGE, Split – See "D"	—
4B	-----	†FLANGE, Split – See "D"	—
5	1551405	HOSE, Drain	1
6	711053	ADAPTER	1
7	570529	TEE	1
8	1550894	HOSE	1
8A	-----	†FLANGE, Split – See "C"	—
8B	-----	†FLANGE, Split – See "C"	—
9	17C-648	BOLT	2
10	91F-8	O-RING	1
11	663880	ADAPTER (Inc. 10)	1
12	1304414	HOSE	1
13	-----	NUT – See 16	1
14	25E-34	WASHER	2
15	31F-2	FITTING	1
16	1563419	VALVE, Control (Inc. 13, 14)	1
16A	1566938	†KIT, Control Valve	1
17	31F-2	FITTING	1
18	643447	HOSE	1
19	1564634	HOSE	1
19A	-----	†FLANGE, Split – See "B"	—
19B	-----	†FLANGE, Split – See "C"	—
20	17D-03	NUT	2
21	1562531	BLOCK, Junction	1
22	1564635	HOSE	1
22A	-----	†FLANGE, Split – See "B"	—
22B	-----	†FLANGE, Split – See "B"	—
23	4E-06	LKWSHR	2

Item	Part No.	Description	Qty.
24	17C-620	BOLT	2
25	1558127	TUBE	1
25A	-----	FLANGE, Split – See "B"	—
26	1569445	TUBE	1
27	17C-724	BOLT	4
28	4E-07	LKWSHR	4
29	1306623	O-RING	1
30	1558131	ADAPTER	1
31	17D-03	NUT	2
32	1558131	ADAPTER	1
33	1566380	HOSE	1
33A	-----	†FLANGE, Split – See "B"	—
33B	-----	†FLANGE, Split – See "D"	—
34	4E-10	LKWSHR	4
35	33F-2	ADAPTER	1
36	1558151	"U" BOLT	1
37	4E-08	LKWSHR	4
38	17C-824	BOLT	4
39	1557084	CLAMP	1
40	1558125	TUBE	1
41	1306623	O-RING	1
42	1558131	ADAPTER	1
43	1550889	HOSE	1
43A	-----	†FLANGE, Split – See "B"	—
43B	-----	†FLANGE, Split – See "B"	—
44	1550889	HOSE	1
44A	-----	†FLANGE, Split – See "B"	—
44B	-----	†FLANGE, Split – See "B"	—
45	4E-06	LKWSHR	4
46	17C-1028	BOLT	4
47	1569472	FILTER ASSY (Inc. 47A)	1
47A	-----	†ELEMENT – See Index	1

†Not Illustrated
S Not Sold Separately

GROUP	FLANGE HALF	O-RING	BOLT	LKWSHR	SIZE
No. Req'd Per Connection	2	1	4	4	
A	663092	791553	23C-620	4E-06	¾"
B	1511520	1306623	23C-724	4E-07	1¼"
C	1511521	1306624	23C-824	4E-08	1½"
D	1511522	1306625	23C-824	4E-08	2"

WHEN ORDERING PARTS, ALWAYS STATE MODEL AND SERIAL NO. OF MACHINE



HYDRAULIC SYSTEM – SCRAPER ELEVATOR

1230

HYDRAULIC SYSTEM – SCRAPER ELEVATOR

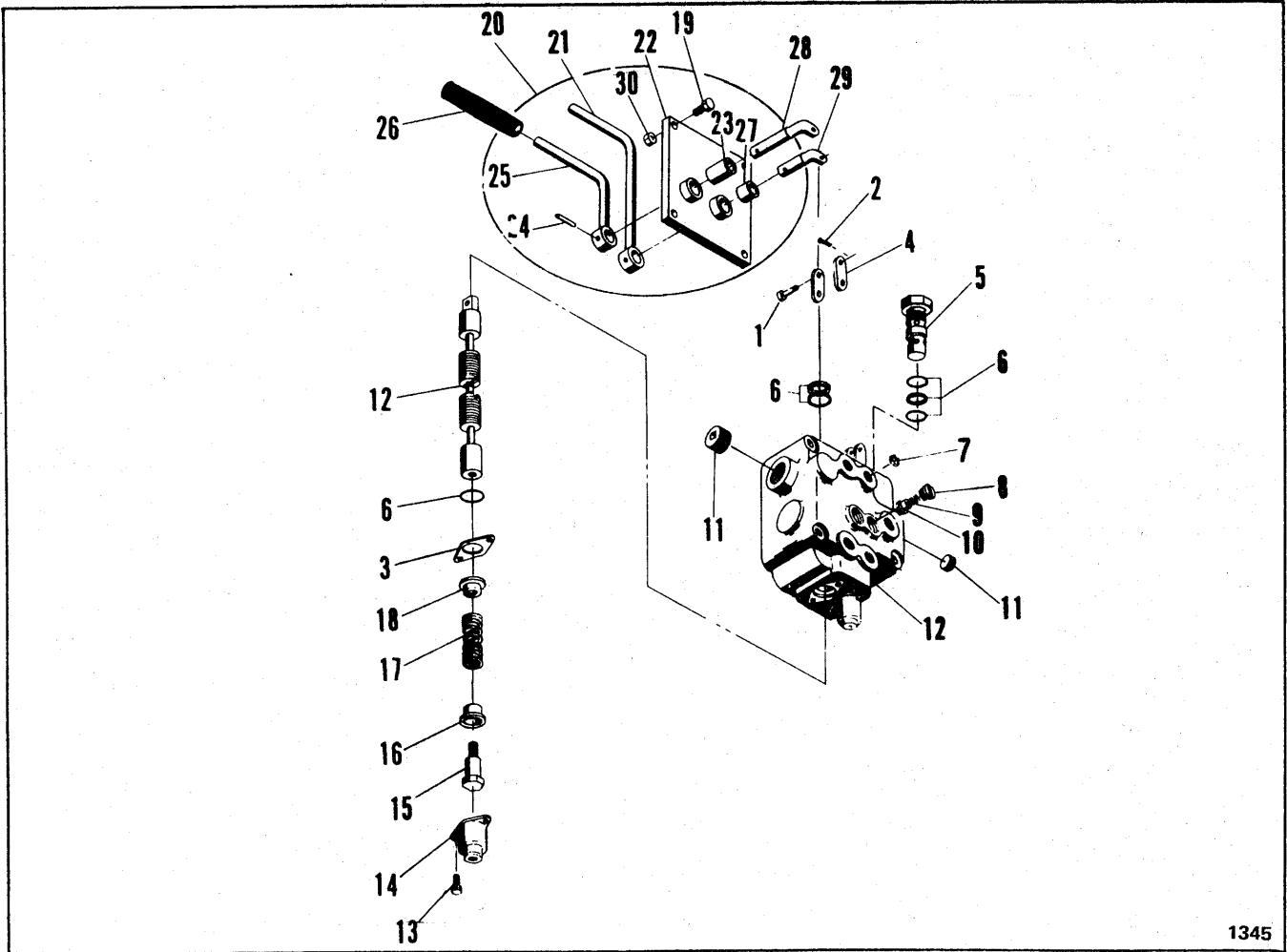
Item	Part No.	Description	Qty.
1	1550889	HOSE – 1¼ x 43¼	1
1A	-----	† FLANGE, Split (See Group 'A')	—
1B	-----	† FLANGE, Split (See Group 'A')	—
2	1550889	HOSE – 1¼ x 43¼	1
2A	-----	† FLANGE, Split (See Group 'A')	—
2B	-----	† FLANGE, Split (See Group 'A')	—
3	1526383	HOSE – ½ x 41	1
4	17C-1028	BOLT, Motor Mounting	2
5	1567936	LINE, Hydraulic Drain	1
6	1567871	LINE, Hydraulic Return	1
7	1567873	LINE, Hydraulic Pressure	1
8	4E-10	LKWSHR	2
9	791233	HOSE – ½ x 80	1
10	1550888	HOSE – 1¼ x 72	1
10A	-----	† FLANGE, Split (See Group 'A')	—
10B	-----	† FLANGE, Split (See Group 'B')	—
11	1550888	HOSE – 1¼ x 72	1
11A	-----	† FLANGE, Split (See Group 'A')	—
11B	-----	† FLANGE, Split (See Group 'B')	—
12	17D-03	NUT	1
13	6H-41	CLAMP	1
14	1568662	CLAMP, Hose	1
15	1568662	CLAMP, Hose	1
16	17C-656	BOLT, Hose Clamp	1
17	31F-4	ADAPTER, 90°	1
18	1736442	‡ TIE-DOWN	—

† Not Illustrated

‡ As Required

GROUP	FLANGE HALF	O-RING	BOLT	LKWSHR	SIZE
No. Req'd Per Connection	2	1	4	4	
A	663094	1306623	17C-724	4E-07	1¼"
B	663096	1306625	17C-824	4E-08	2"

WHEN ORDERING PARTS, ALWAYS STATE MODEL AND SERIAL NO. OF MACHINE



1345

VALVE – LIFT AND EJECTION CONTROL
For Serial Number: 414A-101 thru 414A-201

Item	Part No.	Description	Qty.
A	1558293	CONTROL VALVE ASSY (Inc 1 thru 18)	1
1	1551127	PIN	4
2	1F-308	PIN, Cotter	4
3	1551175	RETAINER	2
4	1550296	LINK	2
5	1550498	VALVE, Relief w/ Two "O" Rings (2250 PSI)	1
6	1567141	SEAL REPAIR KIT (Inc 8 "O" Rings & 1 Back-Up Ring)	1
7	1550933	RESTRICTOR	1
8	1566428	PLUG ASSY (Inc "O" Ring)	1
9	1550482	SPRING, Lift Check	2
10	1550481	PLUNGER, Lift Check	2
11	----	PLUG, Shipping	—
12	1551174	BODY & SPOOLS (Matched)	1
13	17C-408	BOLT, Cap to Body	4

Item	Part No.	Description	Qty.
14	1550483	CAP	2
15	1550385	SCREW, Spool	2
16	1551126	WASHER, Spool	4
17	1550398	SPRING, Spool	2
18	1551126	WASHER, Spool	2
19	17C-620	BOLT, Bracket to Cockpit	4
20	1558292	CONTROL ASSY (Inc 21 thru 29)	1
21	1558278	HANDLE	1
22	1558291	BRACKET	1
23	1314967	BUSHING	1
24	302602	PIN, Roll	2
25	1558282	HANDLE	1
26	1550390	GRIP, Handle	2
27	618341	BUSHING	1
28	1558286	LINKAGE	1
29	1558287	LINKAGE	1
30	17D-03	NUT	4

WHEN ORDERING PARTS, ALWAYS STATE MODEL AND SERIAL NO. OF MACHINE

THE UNIVERSITY OF CHICAGO

PHYSICS DEPARTMENT


PHYS 441

LECTURE 1

1.1

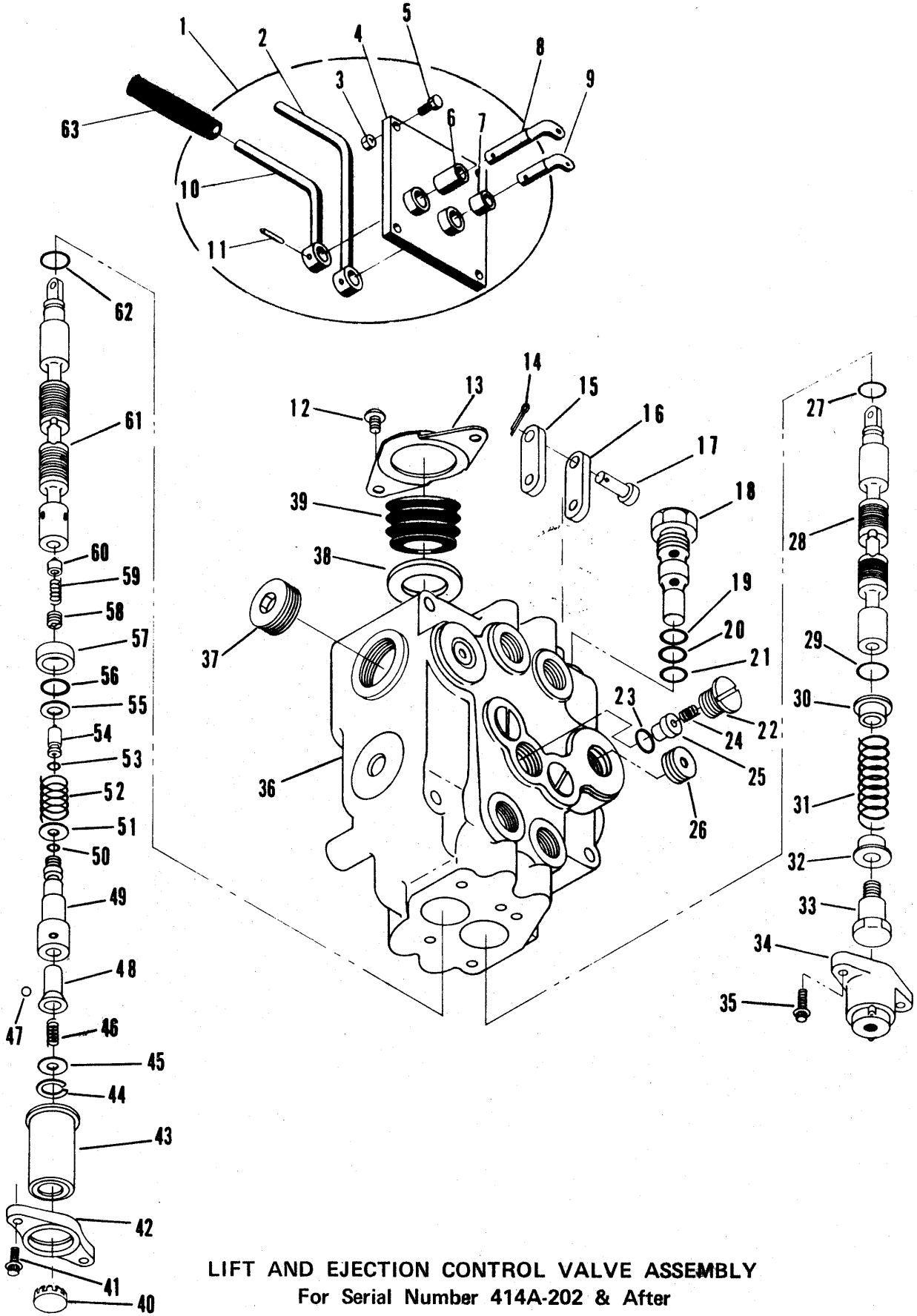
1.2

1.3



1.4

1.5



LIFT AND EJECTION CONTROL VALVE ASSEMBLY
For Serial Number 414A-202 & After



CONSTRUCTION MACHINERY DIVISION



LIFT AND EJECTION CONTROL VALVE ASSEMBLY

For Serial Number 414A-202 & After

Item	Part No.	Description	Qty.
A	1551032	CONTROL VALVE ASSY (Inc 12 thru 62)	1
B	1567125	SEAL KIT (Inc 19, 20, 21, 23, 27, 29, 50, 53, 56 & 62)	1
1	1572224	CONTROL ASSY (Inc 2 thru 11 & 63)	1
2	1558278	HANDLE	1
3	17D-03	NUT	4
4	1572225	PLATE	1
5	17C-620	BOLT, Bracket to Cockpit	4
6	1314967	BUSHING	1
7	618341	BUSHING	1
8	1558286	LINKAGE	1
9	1558287	LINKAGE	1
10	1558282	HANDLE	1
11	302602	PIN	2
12	92G-408	SCREW, Machine	4
13	947752	RETAINER	2
14	1F-308	COTTER	4
15	1550296	LINK	2
16	1550296	LINK	2
17	1551127	PIN	4
18	1550498	RELIEF VALVE ASSY (Inc 19, 20 & 21)	1
19	-----	§"O" RING (See 'B')	1
20	-----	§WASHER, Back-Up (See 'B')	1
21	-----	§"O" RING (See 'B')	1
22	1566428	PLUG ASSY (Inc 23)	2
23	-----	§"O" RING (See 'B')	2
24	1550482	SPRING	2
25	1550481	PLUNGER	2
26	662647	PLUG	2
27	-----	§"O" RING (See 'B')	1
28	-----	§SPOOL & BODY ASSY (See 'A')	1
29	-----	§"O" RING (See 'B')	1

Item	Part No.	Description	Qty.
30	1551126	WASHER	1
31	1550398	SPRING	1
32	1551126	WASHER	1
33	1550385	SCREW, Spool	1
34	1550483	CAP	1
35	72G-414	BOLT	2
36	-----	§BODY & SPOOL ASSY (See 'A')	1
37	-----	PLUG, Shipping	-
38	947746	WASHER	2
39	949092	SEAL, Dust	2
40	730335	PLUG, Button	1
41	72G-414	BOLT	2
42	949091	CAP	1
43	949090	CAP, Detent	1
44	659041	RING, Retaining	1
45	949083	WASHER	1
46	949077	SPRING, Detent	1
47	949093	BALL, Detent	3
48	949086	PLUNGER, Detent	1
49	949085	RETAINER, Detent	1
50	-----	§"O" RING (See 'B')	1
51	949081	WASHER, Detent	1
52	949084	SPRING, Detent	1
53	-----	§"O" RING, Detent (See 'B')	1
54	949087	PISTON, Detent	1
55	949083	WASHER, Detent	1
56	-----	§"O" RING (See 'B')	1
57	949089	SLEEVE	1
58	949088	GUIDE, Detent	1
59	949078	SPRING, Detent	1
60	949079	POPPET, Detent	1
61	-----	§SPOOL & BODY ASSY (See 'A')	1
62	-----	§"O" RING (See 'B')	1
63	1550390	GRIP	2

§ Not Sold Separately

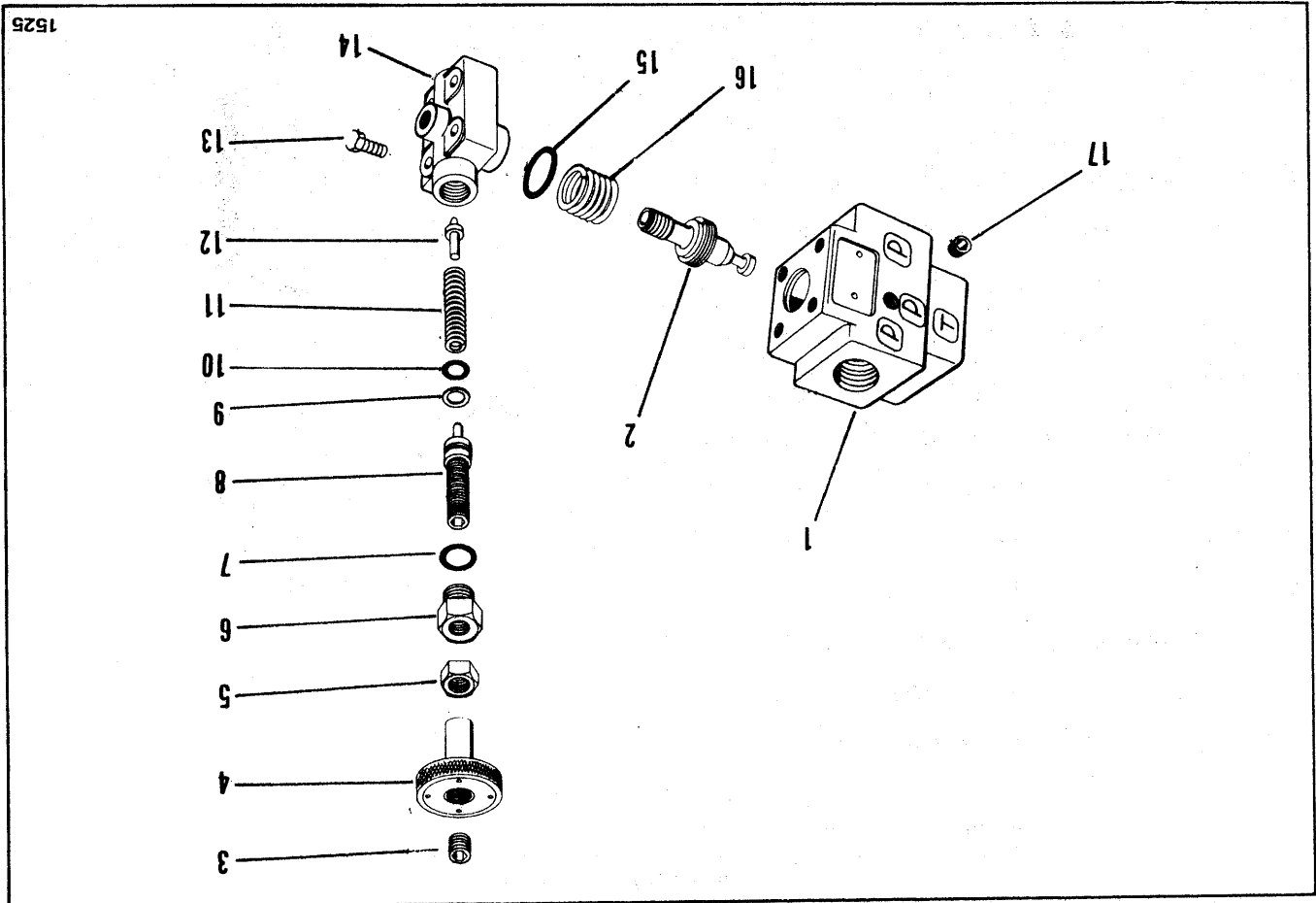
WHEN ORDERING PARTS, ALWAYS STATE MODEL AND SERIAL NO. OF MACHINE

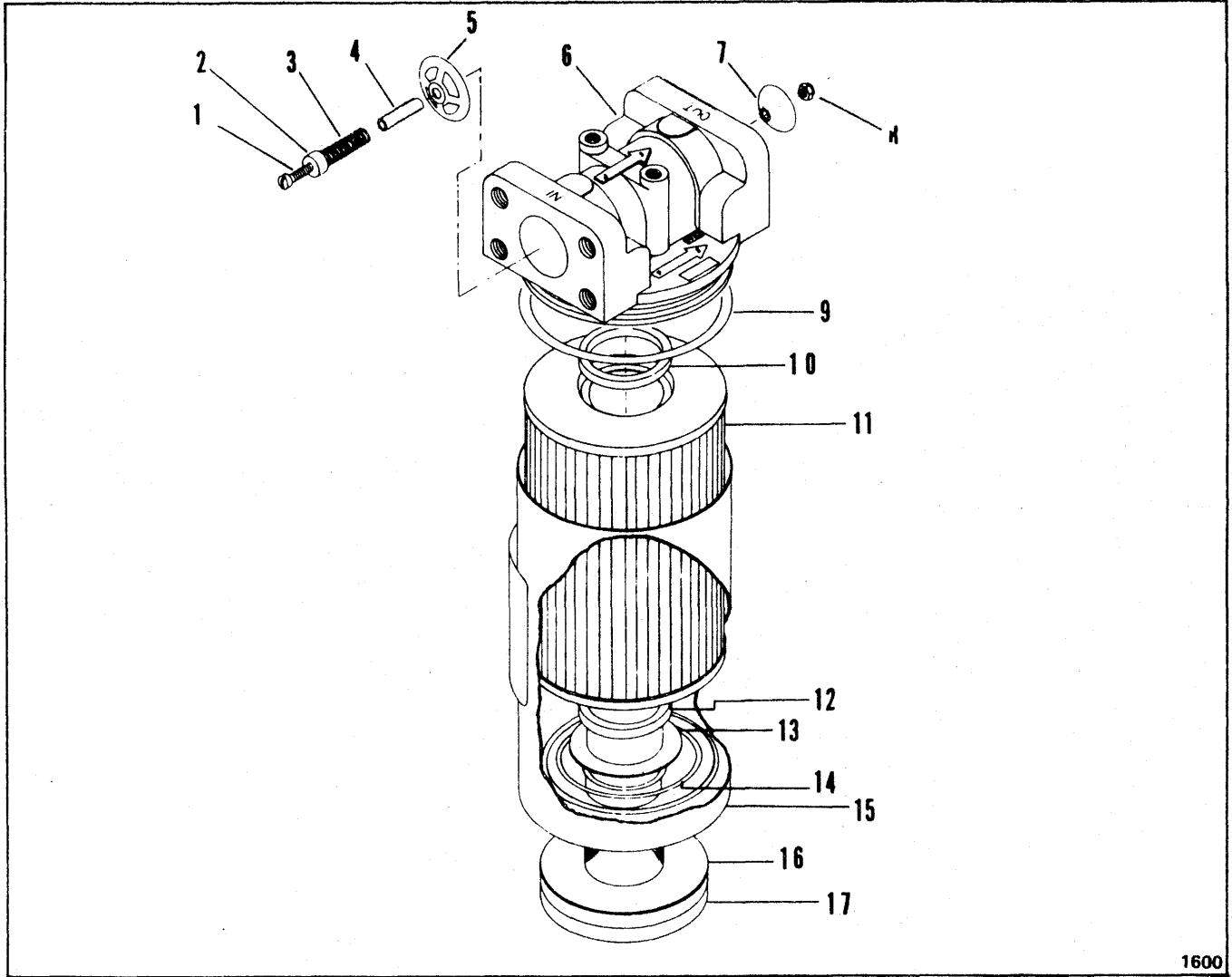
WHEN ORDERING PARTS, ALWAYS STATE MODEL AND SERIAL NO. OF MACHINE

‡ As Required
 § Not Sold Separately

Item	Part No.	Description	Qty.
A	1550918	ELEVATOR RELIEF VALVE ASSY (inc 1 thru 17)	1
B	1565199	‡ SEAL KIT (inc 7, 9, 10 12 & 15)	—
1	—	§ BODY, Relief Valve (See 'A')	1
2	945171	SPOOL, Relief Valve	1
3	36G-606	SCREW, Set	1
4	945167	KNOB, Valve Hand	1
5	64D-06	NUT	1
6	945168	NUT, Valve Adjustment	1
7	—	§ "O" RING (See 'B')	1
8	945169	PLUNGER, Adjustment	1
9	—	§ RING (See 'B')	1
10	—	§ "O" RING (See 'B')	1
11	945165	SPRING	1
12	—	§ CONE, Valve (See 'B')	1
13	17C-828	BOLT, Head to Body	4
14	945170	HEAD, Valve Control	1
15	—	§ "O" RING (See 'B')	1
16	945166	SPRING	1
17	16F-06	PLUG	2

VALVE - ELEVATOR RELIEF





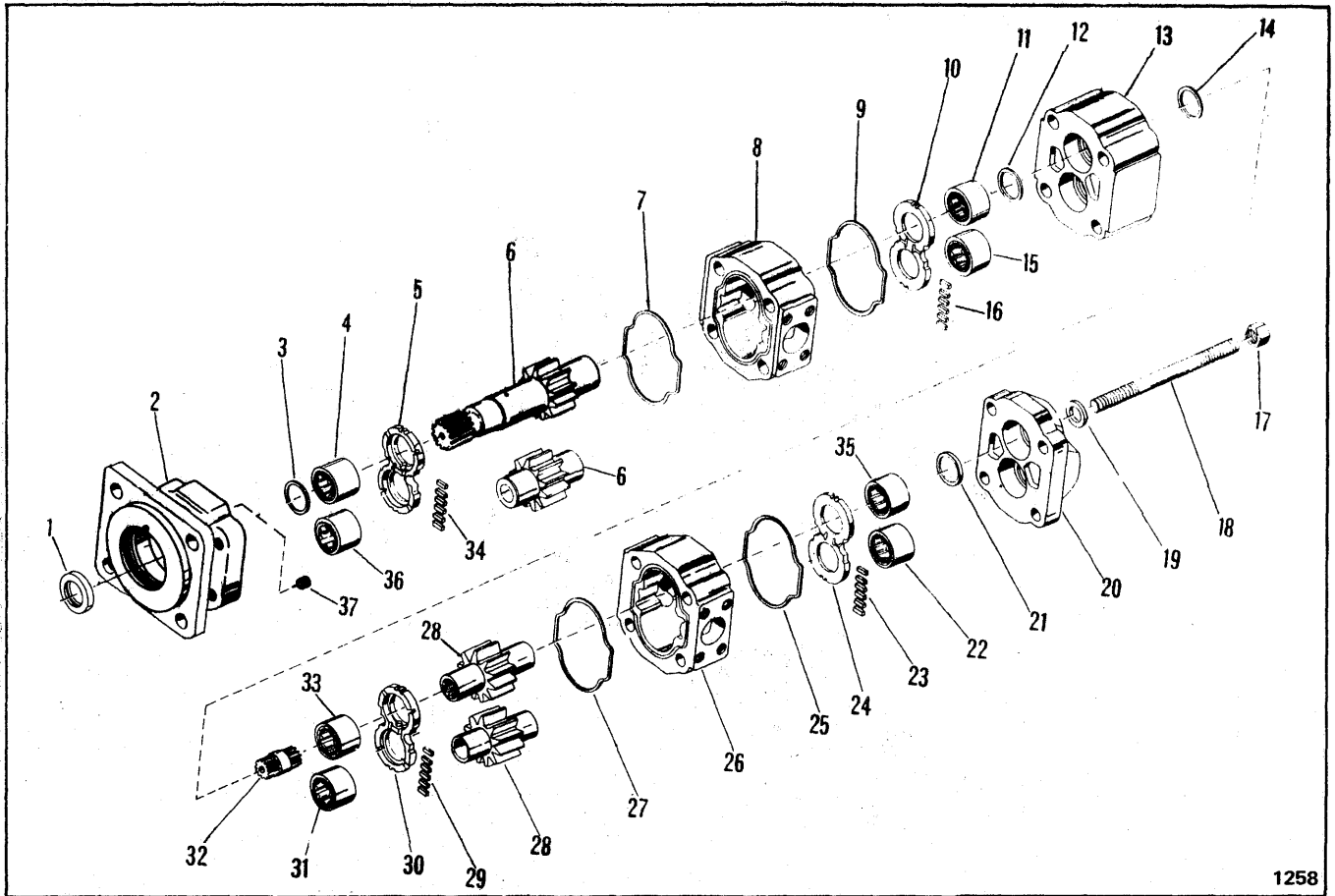
1600

HYDRAULIC FILTER
For Serial: 414A-180 and After

Item	Part No.	Description	Qty.	Item	Part No.	Description	Qty.
A	1569472	FILTER ASSY (Inc 1 thru 17)	1	7	----	VALVE, By-Pass (See 'D')	1
B	948983	ELEMENT KIT (Inc 9, 10, 11, 12, 16)		8	----	LOCKNUT, By-Pass (See 'D')	1
C	1566622	ELEMENT KIT (Inc 10, 11 & 16)..	1	9	25K-60412	"O" RING, Seal Housing (See 'B')..	1
D	949310	HEAD ASSY (Inc 1 thru 8)	1	10	----	SEAL, Rubber (See 'B')	1
1	----	§SCREW, By-Pass (See 'D')	1	11	----	ELEMENT (See 'B')	1
2	----	§CAP, Stem By-Pass (See 'D')	1	12	----	SEAL, Rubber (See 'B')	1
3	----	§SPRING, By-Pass (See 'D')	1	13	1566619	WASHER, Back-Up	1
4	----	§SPACER, By-Pass (See 'D')	1	14	896152	SPRING, Conical	1
5	----	§GUIDE, By-Pass (See 'D')	1	15	1567065	HOUSING	1
6	----	§HEAD (See 'D')	1	16	1567066	GASKET, Center Post Seal	1
				17	896153	POST, Center	1

§ Not Sold Separately

WHEN ORDERING PARTS, ALWAYS STATE MODEL AND SERIAL NO. OF MACHINE



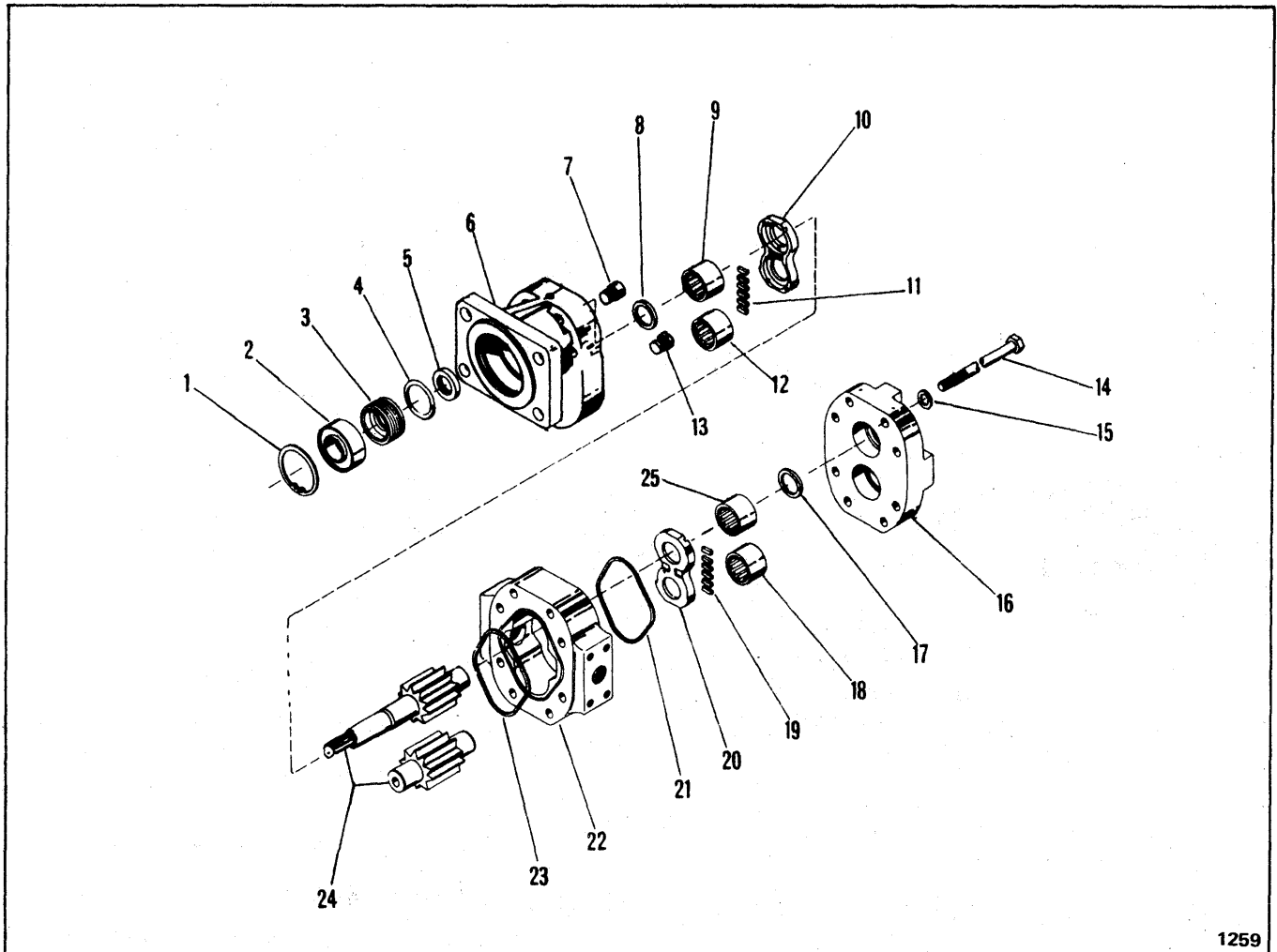
PUMP – LIFT, EJECTION AND STEERING HYDRAULIC

Item	Part No.	Description	Qty.
A	1551958	PUMP ASSY (Inc 1 thru 37)	1
B	946394	* REPAIR KIT, Minor (Inc 5, 7, 9, 10, 16 & 23)	2
C	946395	* REPAIR KIT, Major (Inc 3, 4, 11, 12, 14, 15, 21 & 22)	2
1	946397	SEAL, Double Lip	1
2	946636	COVER, Shaft End	1
3	-----	§ SEAL (See 'B')	1
4	-----	§ BEARING (See 'C')	1
5	-----	§ PLATE, Thrust (See 'B')	1
6	898704	GEAR SET	1
7	-----	§ GASKET (See 'B')	1
8	1566702	HOUSING, Gear	1
9	-----	§ GASKET (See 'B')	1
10	-----	§ PLATE, Thrust (See 'B')	1
11	-----	§ BEARING (See 'C')	1
12	-----	§ SEAL (See 'C')	1
13	1566701	CARRIER, Bearing	1
14	-----	§ SEAL (See 'B')	1
15	-----	§ BEARING (See 'C')	1
16	-----	§ SEAL, Pocket (See 'B')	1

Item	Part No.	Description	Qty.
17	63D-10	NUT	4
18	1566705	STUD	4
19	946401	WASHER	4
20	946400	COVER, Port End	1
21	-----	§ SEAL (See 'C')	1
22	-----	§ BEARING (See 'C')	1
23	-----	§ SEAL, Pocket (See 'C')	1
24	-----	§ PLATE, Thrust (See 'C')	1
25	-----	§ GASKET (See 'C')	1
26	1566713	HOUSING, Gear	1
27	-----	§ GASKET (See 'C')	1
28	1566712	GEAR SET	1
29	-----	§ SEAL, Pocket (See 'C')	1
30	-----	§ PLATE, Thrust (See 'C')	1
31	-----	§ BEARING (See 'C')	1
32	898706	SHAFT, Connecting	1
33	-----	§ BEARING (See 'C')	1
34	-----	§ SEAL, Pocket (See 'C')	1
35	-----	§ BEARING (See 'C')	1
36	-----	§ BEARING (See 'C')	1
37	1566881	CHECK ASSY	1

* NOTE: For complete repair of Pump, order 'B' & 'C' and Item 1.
§ Not Sold Separately

WHEN ORDERING PARTS, ALWAYS STATE MODEL AND SERIAL NO. OF MACHINE



1259

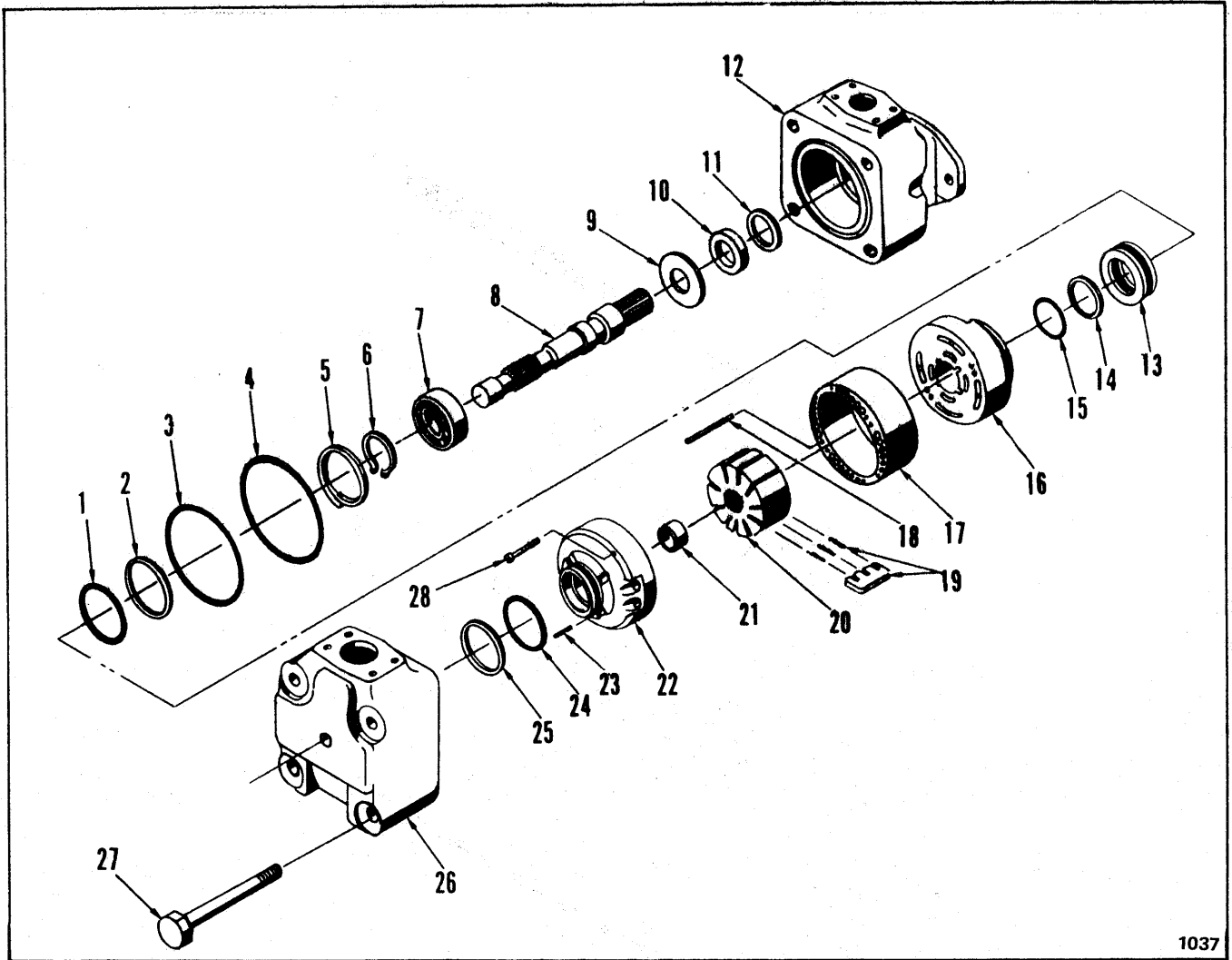
PUMP – HYDRAULIC ELEVATOR

Item	Part No.	Description	Qty.
A	1551959	HYDRAULIC ELEVATOR PUMP (Inc 1 thru 25)	1
B	948899	REPAIR KIT, Minor (Inc 4, 5, 10, 11, 19, 20, 21 & 23)	1
C	946947	REPAIR KIT, Major (Inc 4, 5, 8, 9, 10, 11, 12, 17, 18, 19, 20, 21, 23 & 25)	1
1	662003	RING, Retaining	1
2	658927	BEARING, Outboard	1
3	946952	RETAINER, Seal	1
4	-----	§ "O" RING (See 'B' & 'C')	1
5	-----	§ SEAL (See 'B' & 'C')	1
6	946950	COVER, Shaft End	1
7	1551218	SCREW, Set	1
8	-----	§ SEAL, Ring (See 'C')	1
9	-----	§ BEARING (See 'C')	1

Item	Part No.	Description	Qty.
10	-----	§ PLATE, Thrust (See 'C')	1
11	-----	§ SEAL, Pocket (See 'B' & 'C')	1
12	-----	§ BEARING (See 'C')	1
13	1551218	SCREW, Set	1
14	15C-10104	BOLT	8
15	946401	WASHER	8
16	946400	COVER, Port End	1
17	-----	§ SEAL, Ring (See 'C')	1
18	-----	§ BEARING (See 'C')	1
19	-----	§ SEAL, Pocket (See 'B' & 'C')	1
20	-----	§ PLATE, Thrust (See 'B' & 'C')	1
21	-----	§ SEAL, Gasket (See 'B' & 'C')	1
22	1566711	HOUSING, Gear	1
23	-----	§ SEAL, Gasket (See 'B' & 'C')	1
24	946945	GEAR SET	1
25	-----	§ BEARING (See 'C')	1

§ Not Sold Separately

WHEN ORDERING PARTS, ALWAYS STATE MODEL AND SERIAL NO. OF MACHINE



1037

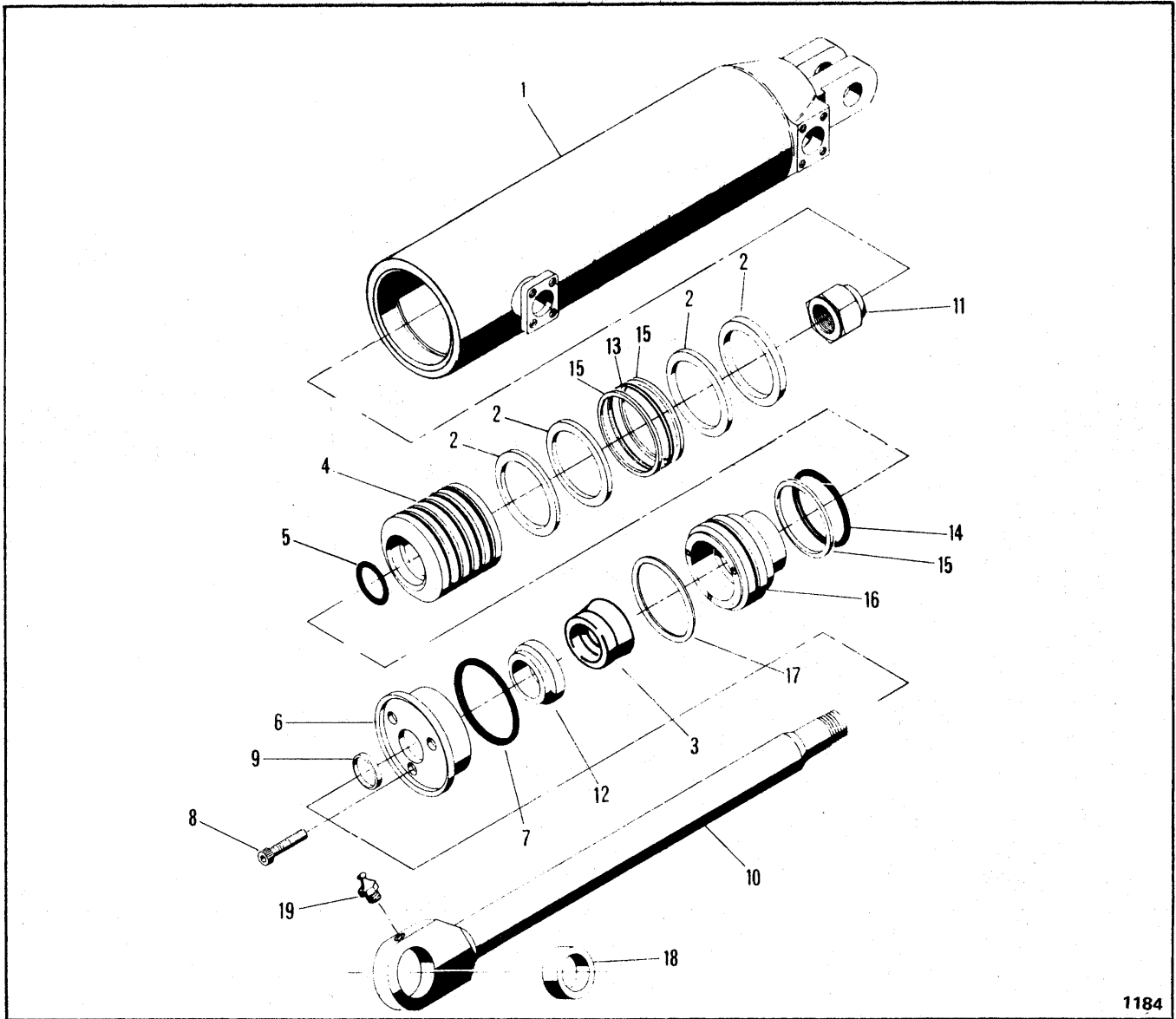
MOTOR – HYDRAULIC ELEVATOR

Item	Part No.	Description	Qty.
A	1550925	HYDRAULIC MOTOR ASSY (Inc 1 thru 28)	1
B	1551209	‡CARTRIDGE KIT (Inc 'C', 16, 17, 18, 19, 20, 21, 22, 23, & 28)	—
C	1551031	‡SEAL KIT (Inc 1, 2, 3, 4, 10, 11, 14, 15, 24 & 25)	—
1	—	§"O" RING (See 'C')	1
2	—	§RING, Back-Up (See 'C')	1
3	—	§"O" RING (See 'C')	1
4	—	§"O" RING (See 'C')	1
5	799371	RING, Lock	1
6	658128	RING, Bearing Retaining	1
7	654299	BEARING, Ball	1
8	1550913	SHAFT, Motor	1
9	892125	WASHER, Shaft	1
10	—	§SEAL, Shaft (See 'C')	1
11	—	§WIPER (See 'C')	1

Item	Part No.	Description	Qty.
12	1550914	BODY, Motor	1
13	1550921	ADAPTER, Hub	1
14	—	§RING, Back-Up (See 'C')	1
15	—	§"O" RING (See 'C')	1
16	1550915	PLATE, Pressure	1
17	1572002	RING, Motor	1
18	1572001	PIN, Motor Ring	2
19	1550916	VANE AND SPRING KIT (Inc 10 Vanes & 40 Springs)	1
20	1550923	ROTOR, Motor	1
21	946227	BUSHING, Rotor	1
22	1550922	PLATE, Pressure (Inc 21)	1
23	1571232	PIN, Cover	2
24	—	§"O" RING (See 'C')	1
25	—	§RING, Back-Up (See 'C')	1
26	1550917	COVER, Motor	1
27	17C-1292	BOLT, Cover to Body	4
28	1571231	SCREW, Pressure Plate	2

‡ As Required
Not Sold Separately

WHEN ORDERING PARTS, ALWAYS STATE MODEL AND SERIAL NO. OF MACHINE



1184

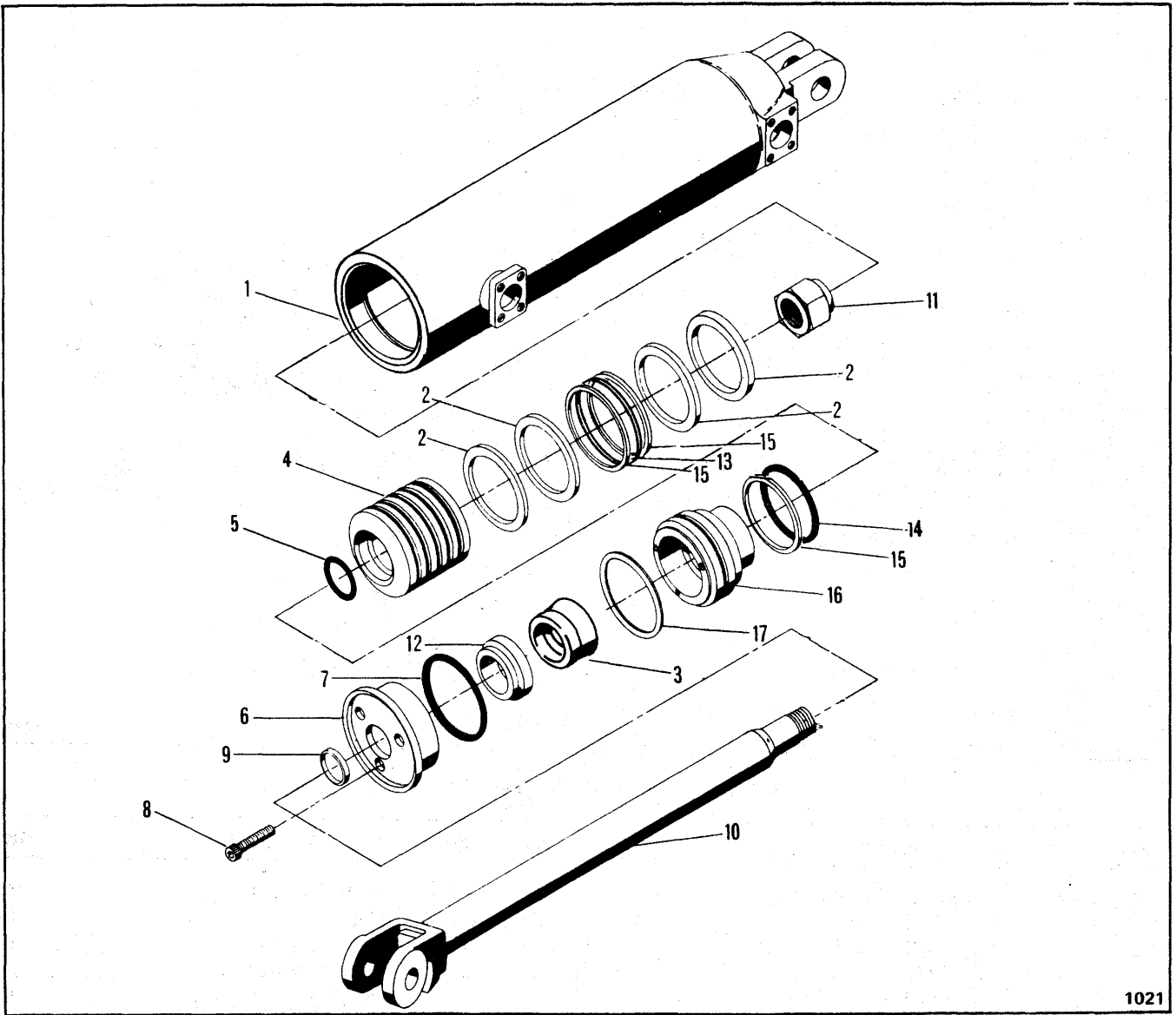
CYLINDER – STEERING HYDRAULIC

Item	Part No.	Description	Qty.
A	1571805	HYDRAULIC CYLINDER ASSY (Inc 1 thru 19)	2
B	1571868	REPAIR KIT (Inc 2, 3, 5, 7, 9, 12, 13, 14, 15 & 17)	1
NOTE: Two (2) Cylinder Assemblies required per machine – Quantities listed below are for one (1) Cylinder Assembly.			
1	1565113	BARREL, Cylinder	1
2	1550562	RING, Piston	4
3	1569520	MONOSEAL	1
4	1562788	PISTON	1
5	25K-40104	"O" RING	1

Item	Part No.	Description	Qty.
6	1562795	*GLAND	1
7	25K-40400	"O" RING	1
8	11G-616	BOLT, Socket Head	3
9	1550560	SEAL, Wiper Rod	1
10	1571804	ROD, Piston (Inc 18)	1
11	1576229	NUT	1
12	1562796	*SLEEVE, Gland	1
13	1313783	RING, Quad	1
14	25K-60320	"O" RING	1
15	1550563	RING, Back-Up	3
16	1562789	HEAD	1
17	763750	RING, Retaining	1
18	1564670	BUSHING	1
19	1550756	FITTING, Grease	1

* NOTE: 1562790 Gland Assembly includes 6 & 12.

WHEN ORDERING PARTS, ALWAYS STATE MODEL AND SERIAL NO. OF MACHINE



1021

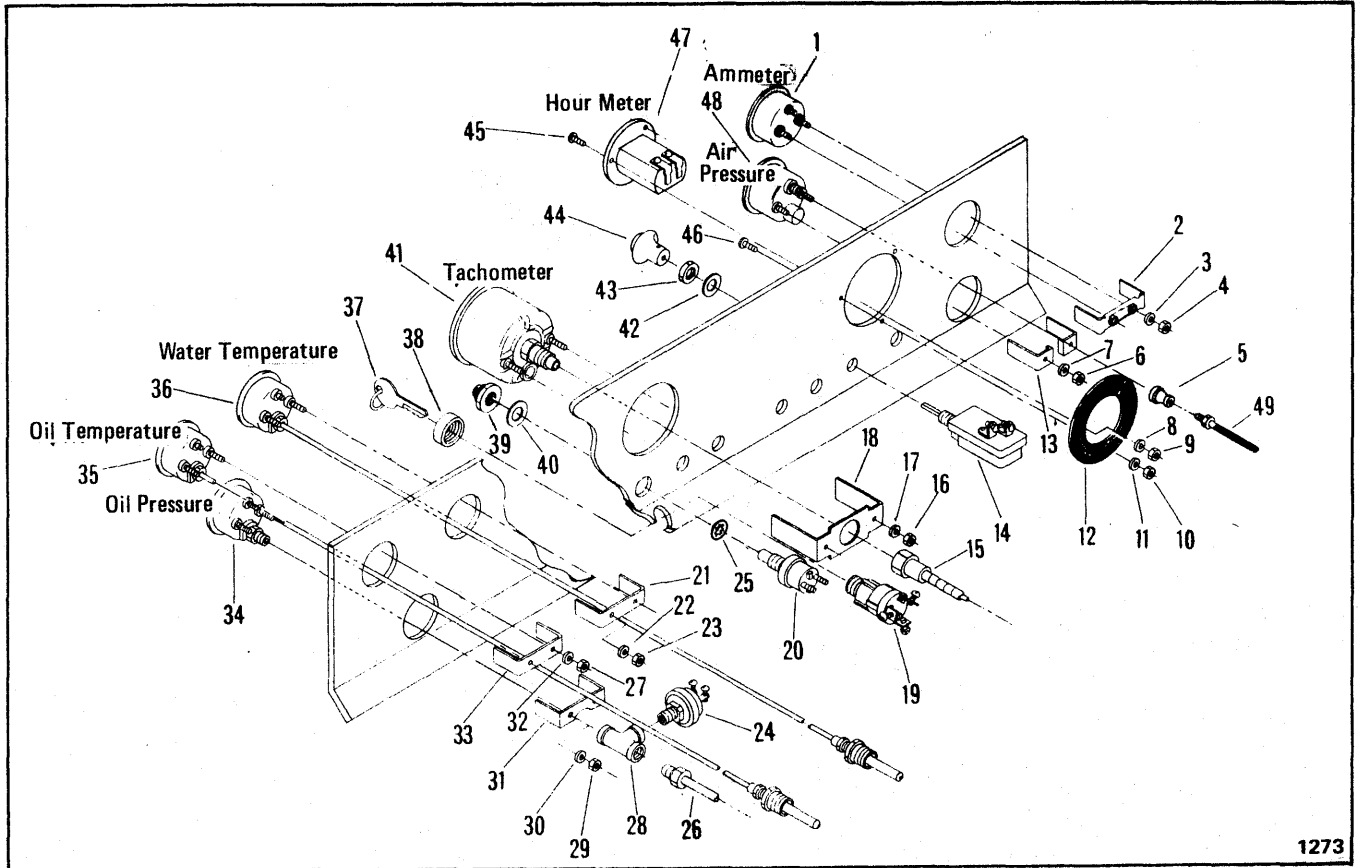
CYLINDER – LIFT AND EJECTION HYDRAULIC

Item	Part No.	Description	Qty.
A	1571813	HYDRAULIC CYLINDER ASSY (Inc 1 thru 17)	4
B	1571868	REPAIR KIT (Inc 2, 3, 5, 7, 9, 12, 13, 14, 15 & 17)	1
NOTE: Four (4) Cylinder Assemblies required per machine – Quantities listed below are for one (1) Cylinder Assembly.			
1	1567211	BARREL, Cylinder	1
2	1550562	RING, Piston	4
3	1569520	MONOSEAL	1
4	1562788	PISTON	1

Item	Part No.	Description	Qty.
5	25K-40104	"O" RING	1
6	1562795	*GLAND	1
7	25K-40400	"O" RING	1
8	11G-616	BOLT, Socket Head	3
9	1550560	SEAL, Wiper Rod	1
10	1571812	ROD, Piston	1
11	1576229	NUT	1
12	1562796	*SLEEVE, Gland	1
13	1313783	RING, Quad	1
14	25K-60320	"O" RING	1
15	1550563	RING, Back-Up	3
16	1562789	HEAD	1
17	763750	RING, Retaining	1

* NOTE: 1562790 Gland Assembly includes 6 & 12.

WHEN ORDERING PARTS, ALWAYS STATE MODEL AND SERIAL NO. OF MACHINE



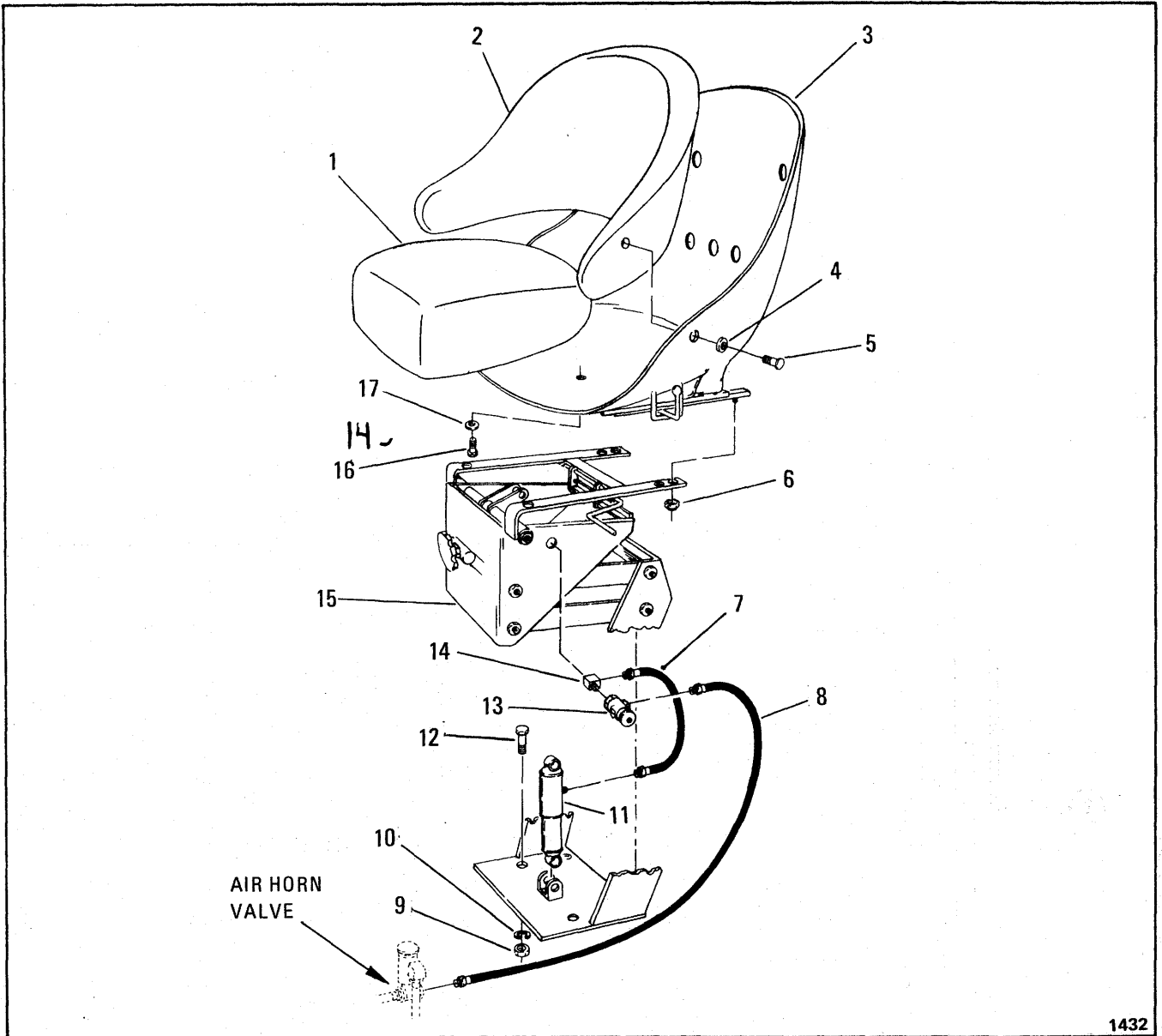
1273

INSTRUMENTS – TRACTOR

Item	Part No.	Description	Qty.	Item	Part No.	Description	Qty.
1	506523	AMMETER (Inc 2, 3 & 4)	1	27	---	§ NUT (See 35)	2
2	---	§ BRACKET (See 1)	1	28	28K-202	TEE	1
3	---	§ LKWSHR (See 1)	2	29	---	§ NUT (See 34)	2
4	---	§ NUT (See 1)	2	30	---	§ LKWSHR (See 34)	2
5	76F-1	REDUCER	1	31	---	§ BRACKET (See 34)	1
6	---	§ NUT (See 48)	2	32	---	§ LKWSHR (See 35)	2
7	---	§ LKWSHR (See 48)	2	33	---	§ BRACKET (See 35)	1
8	---	§ LKWSHR (See 12)	3	34	1550961	GAUGE, Pressure (Inc 29, 30 & 31)	1
9	---	§ NUT (See 12)	3	35	1562864	GAUGE, Converter Temperature (Inc 27, 32 & 33)	1
10	---	§ NUT (See 12)	3	36	1564927	GAUGE, Temperature (Inc 21, 22 & 23)	1
11	---	§ LKWSHR (See 12)	3	37	---	§ KEY (See 19)	1
12	685514	DAMPNER (Inc 8, 9, 10 & 11)	1	38	---	§ NUT (See 19)	1
13	---	§ BRACKET (See 48)	2	39	---	§ GUARD, Rubber (See 20)	1
14	1550964	SWITCH, Light (Inc 42, 43 & 44)	1	40	---	§ WASHER (See 20)	1
15	1552006	CABLE, Tachometer	1	41	1550983	TACHOMETER (Inc 16, 17 & 18)	1
16	---	§ NUT (See 41)	2	42	---	§ WASHER (See 14)	1
17	---	§ LKWSHR (See 41)	2	43	---	§ NUT (See 14)	1
18	---	§ BRACKET (See 41)	1	44	---	§ KNOB (See 14)	1
19	1550965	SWITCH, Ignition (Inc 37 & 38)	1	45	---	§ SCREW (See 12)	3
20	600259	BUTTON, Start (Inc 25, 39 & 40)	1	46	---	§ SCREW (See 12)	3
21	---	§ BRACKET (See 36)	1	47	1552086	HOURMETER	1
22	---	§ LKWSHR (See 36)	2	48	1569676	GAUGE, Air (Inc 6, 7 & 13)	1
23	---	§ NUT (See 36)	2	49	1550853	HOSE	1
24	1550963	SWITCH, Oil Pressure	1				
25	---	§ WASHER (See 20)	1				
26	---	§ LINE, Oil (See Engine Groups)	1				

§ Not Sold Separately

WHEN ORDERING PARTS, ALWAYS STATE MODEL AND SERIAL NO. OF MACHINE



1432

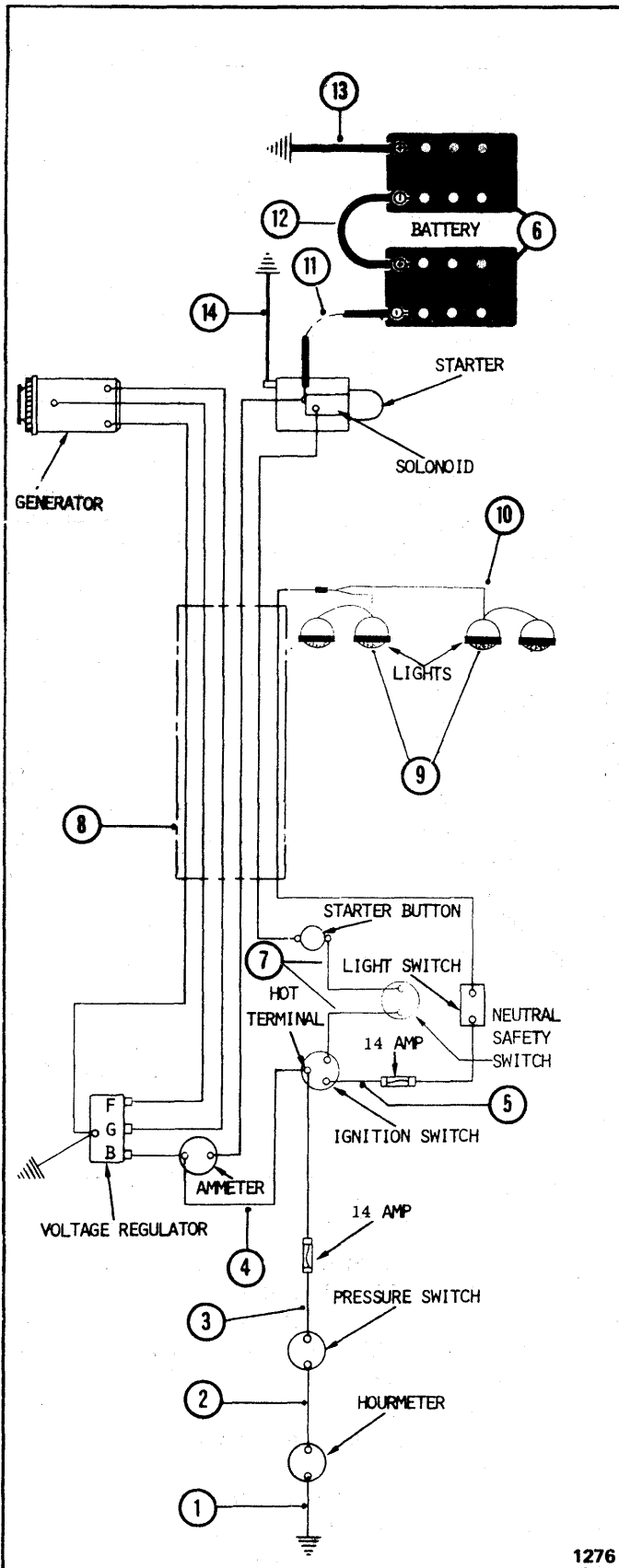
SEAT – TRACTOR

Item	Part No.	Description	Qty.
A	1507663	TRACTOR SEAT ASSY (Inc 1, 2, 3, 4, 5, 16 & 17)	1
1	948144	CUSHION, Seat	1
2	948143	BACKREST, Seat	1
3	944982	SHELL, Seat	1
4	4E-06	LKWSHR	7
5	17C-610	BOLT, Backrest Mounting	7
6	62D-05	NUT	4
7	1551299	HOSE, Shock Absorber	1
8	1564787	HOSE, Valve	1
9	63D-08	NUT	4

Item	Part No.	Description	Qty.
10	4E-08	LKWSHR	4
11	559107	ABSORBER, Shock (Inc Pins and Retainers)	1
12	17C-816	BOLT, Suspension Mounting	4
13	1536340	VALVE, Air Control	1
14	1550519	ELBOW, Street	1
15	1549444	SUSPENSION, Tractor Seat (Inc 11)	1
16	17C-610	BOLT, Cushion Mounting	4
17	4E-06	LKWSHR	4

WHEN ORDERING PARTS, ALWAYS STATE MODEL AND SERIAL NO. OF MACHINE

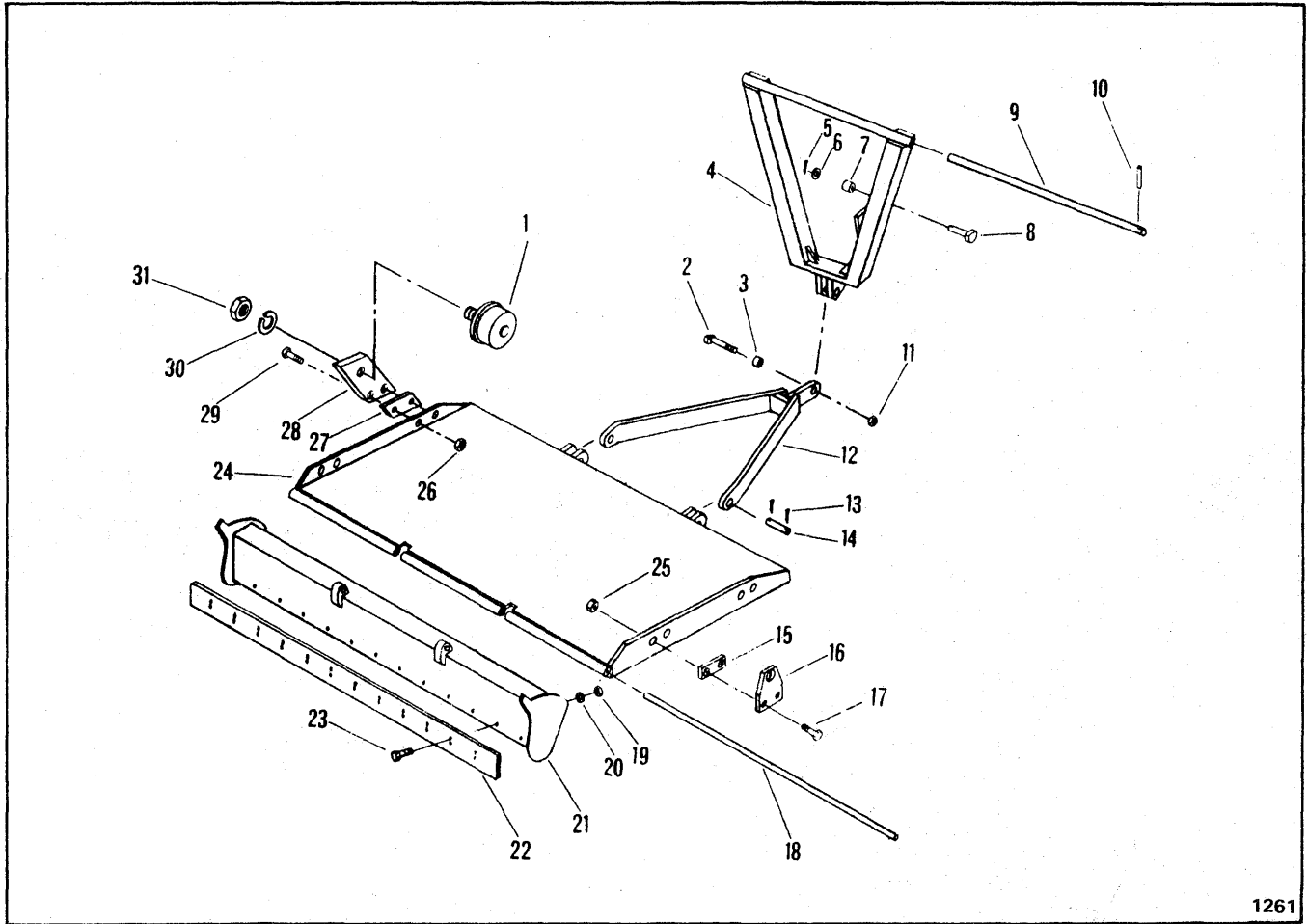
ELECTRICAL SYSTEM



Item	Part No.	Description	Qty.
1	1558883	WIRE ASSY	1
2	1552030	WIRE ASSY	1
3	1558885	WIRE ASSY (Inc 3A)	1
3A	661556	† FUSE - 14 Amp	1
4	1558887	WIRE ASSY	1
5	1558885	WIRE ASSY (Inc 5A)	1
5A	661556	† FUSE - 14 Amp	1
6	1310120	BATTERY	2
7	1569415	WIRE ASSY	2
8	1562851	HARNESS, Electrical	1
9	548088	HEADLIGHT (Inc 9A & 9B)	4
9A	944872	† RETAINER	4
9B	551244	† SEALED UNIT	4
10	1568675	WIRE ASSY	1
11	1558910	CABLE, Battery	1
12	584891	CABLE, Battery	1
13	584893	CABLE, Battery	1
14	581063	CABLE, Ground	1

† Not Illustrated

WHEN ORDERING PARTS, ALWAYS STATE MODEL AND SERIAL NO. OF MACHINE



1261

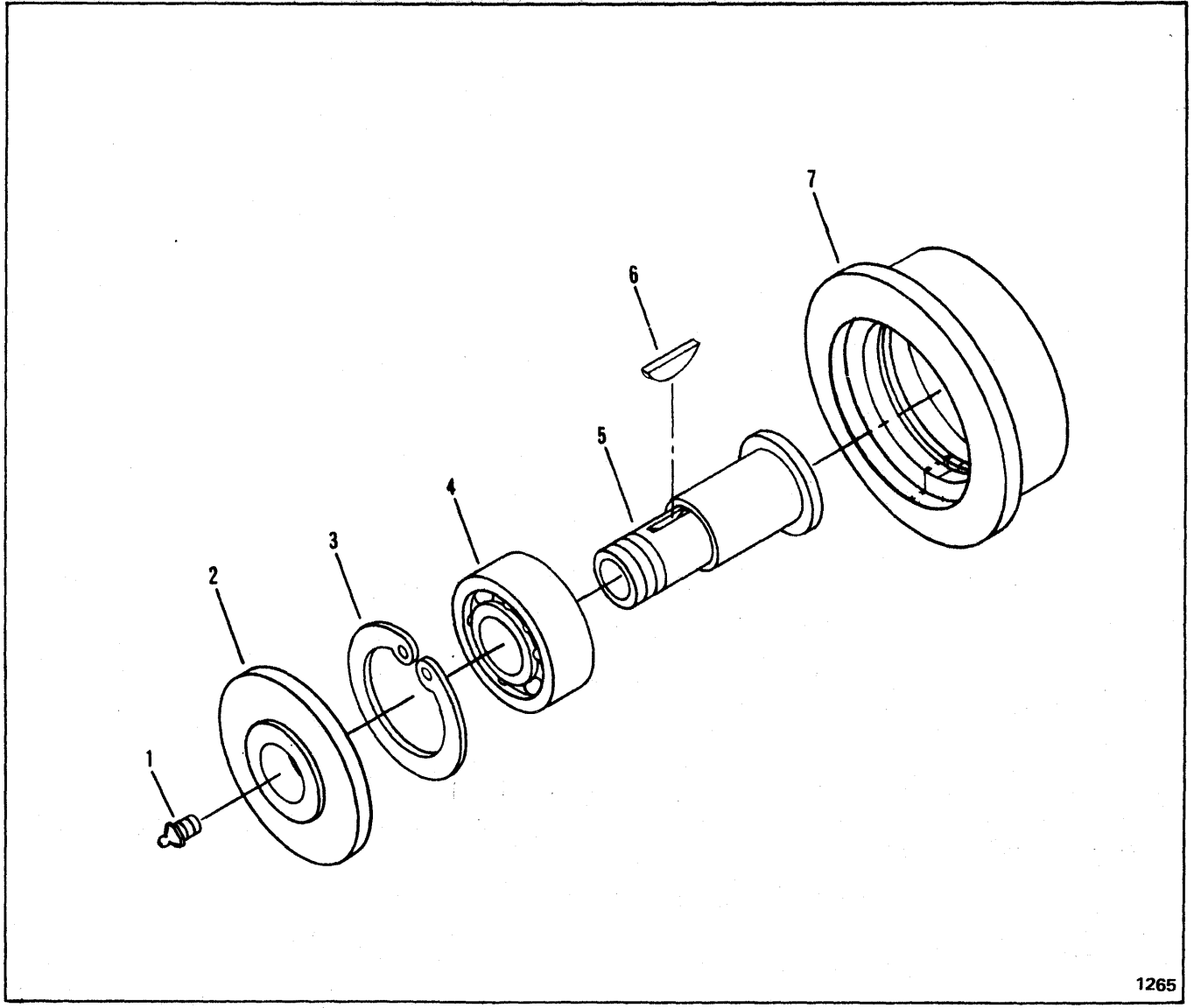
FLOOR – SCRAPER ROLLING

Item	Part No.	Description	Qty.
1	----	ROLLER, Floor (See Index)	4
2	1555882	PIN, Actuator to Yoke	1
3	1555857	BUSHING	1
4	1555844	ACTUATOR, Floor	1
5	1F-832	PIN, Cotter	1
6	25E-32	WASHER	1
7	665199	BUSHING	1
8	1562797	PIN, Cylinder	1
9	1555766	ROD, Actuator	1
10	730131	PIN, Roll	1
11	18D-22	NUT	1
12	1555854	YOKE, Connecting	1
13	1F-840	PIN, Cotter	4
14	1550948	PIN, Yoke to Floor	2
15	1568829	‡SHIM	—
15A	1555762	‡SHIM	—
16	1556400	HANGER, Front Roller	2

Item	Part No.	Description	Qty.
17	17C-1240	BOLT, Hanger to Floor	4
18	1555778	ROD, Hinge	1
19	61D-08	NUT	12
20	4E-08	LKWSHR	12
21	1555771	FRAME, Strike-Off Blade	1
22	1555886	BLADE, Strike-Off	1
23	17C-828	BOLT, Blade to Frame	12
24	1555750	FLOOR, Rolling	1
25	17D-10	NUT	4
26	17D-10	NUT	4
27	1568831	‡SHIM	—
27A	1555922	‡SHIM	—
28	1556405	HANGER, Rear Roller	2
29	17C-1240	BOLT, Hanger to Floor	4
30	4E-18	LKWSHR	4
31	8D-18	NUT, Jam	4

‡ As Required

WHEN ORDERING PARTS, ALWAYS STATE MODEL AND SERIAL NO. OF MACHINE



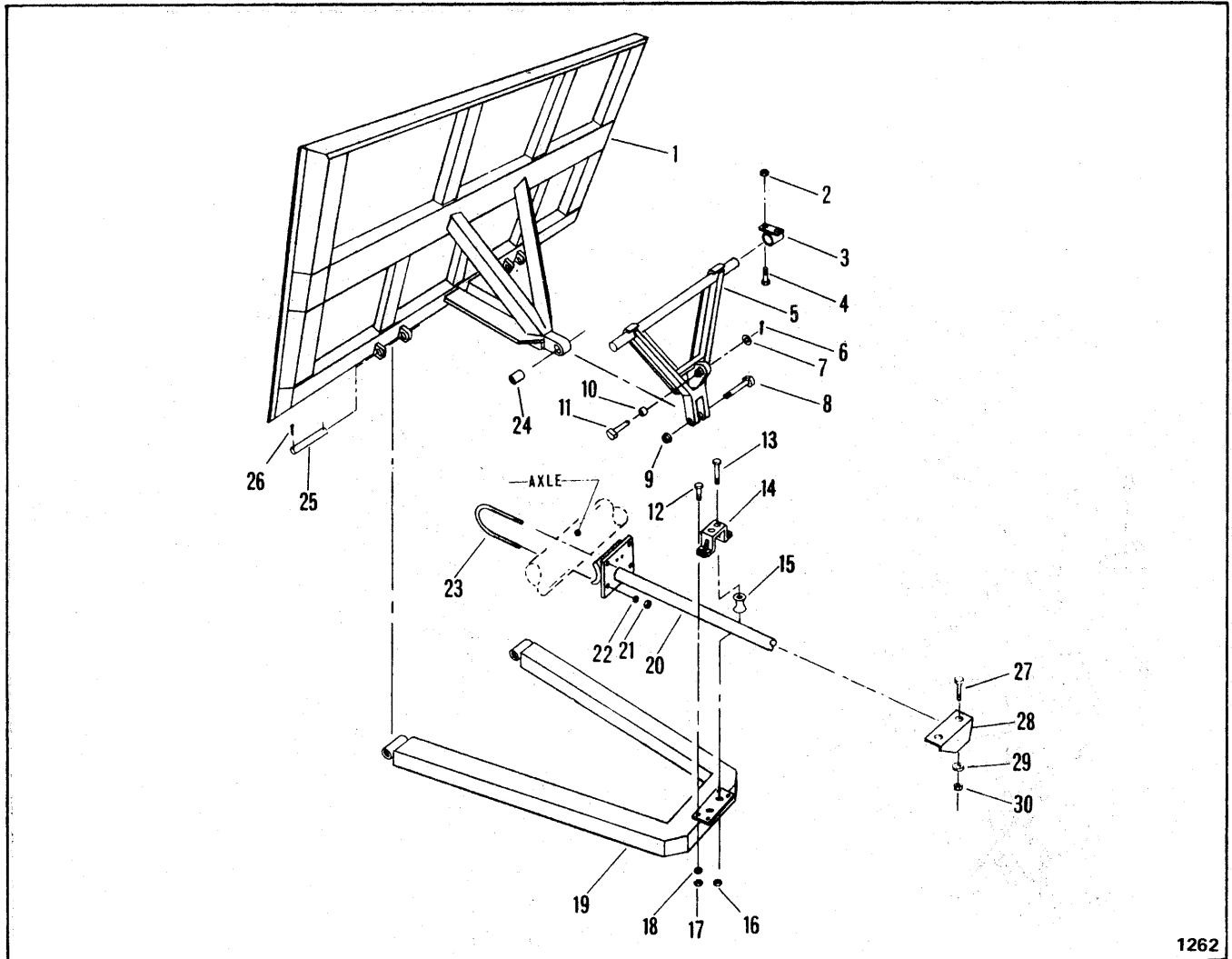
1265

ROLLER – ROLLING FLOOR

Item	Part No.	Description	Qty.
A	1556403	* ROLLING FLOOR ROLLER ASSY (Inc 1 thru 7)	4
<p>*NOTE: Four (4) Rolling Floor Roller Assemblies required per machine – Quantities listed below are for one (1) Rolling Floor Roller Assembly.</p>			
1	1550756	FITTING, Grease	1

Item	Part No.	Description	Qty.
2	1556401	SPACER	1
3	711406	RING, Retaining	1
4	1566152	BEARING	1
5	1556395	AXLE	1
6	5J-606	KEY, Woodruff	1
7	1556402	ROLLER	1

WHEN ORDERING PARTS, ALWAYS STATE MODEL AND SERIAL NO. OF MACHINE



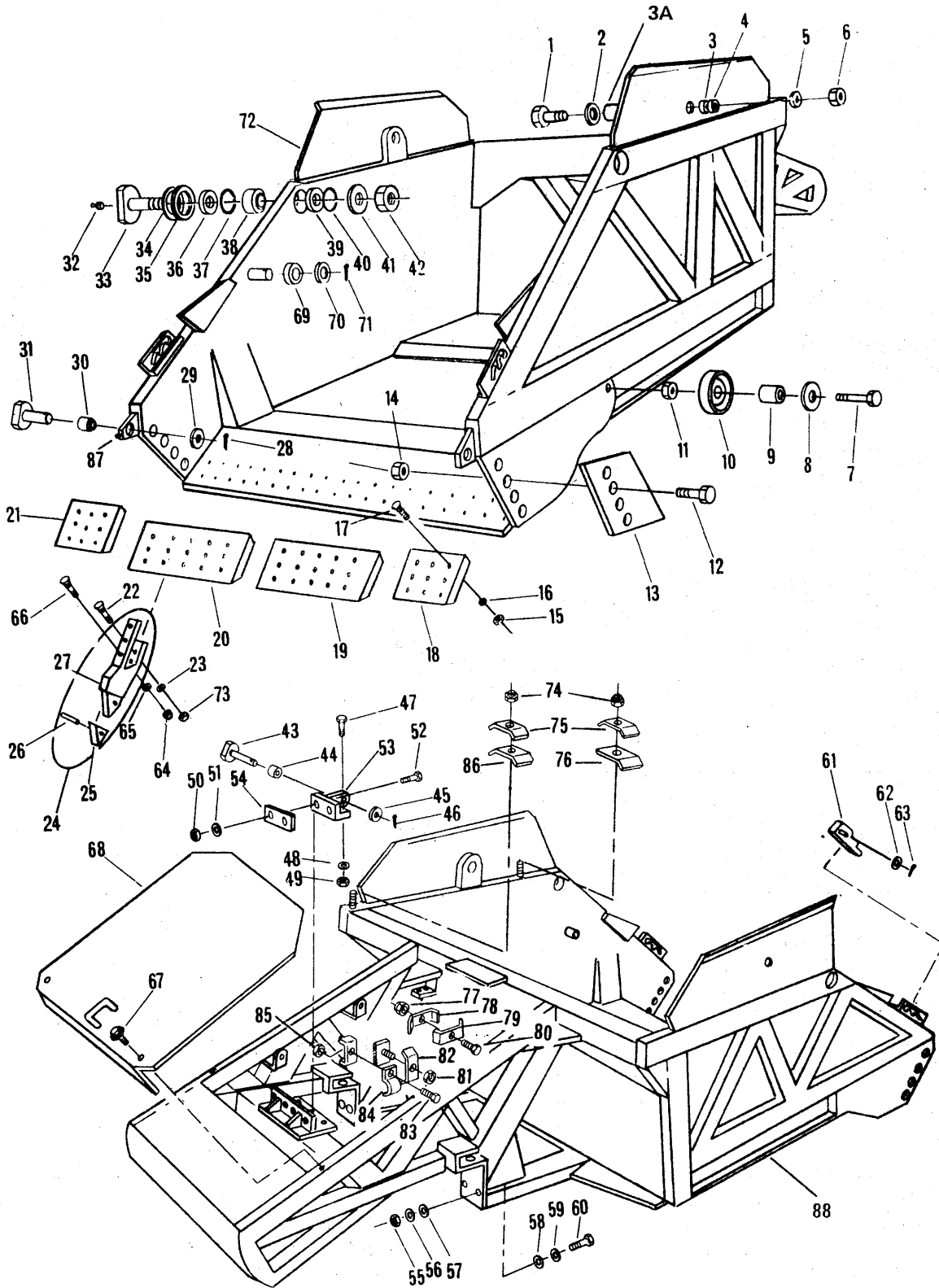
1262

ENDGATE AND STABILIZER GROUP

Item	Part No.	Description	Qty.
1	1556413	ENDGATE	1
2	17D-10	NUT	4
3	1553690	BEARING, Actuator	2
4	17C-1232	BOLT	4
5	1555872	ACTUATOR, Endgate	1
6	1F-832	PIN, Cotter	1
7	25E-32	WASHER	1
8	1555882	PIN	1
9	18D-22	NUT	1
10	665199	BUSHING, Actuator	1
11	1562797	PIN	1
12	17C-620	BOLT.....	4
13	15C-12112	BOLT	2
14	1555784	BRACKET, Roller	1
15	1555785	ROLLER, Track	2

Item	Part No.	Description	Qty.
16	17D-10	NUT	2
17	61D-06	NUT	4
18	4E-06	LKWSHR	4
19	1552023	YOKE, Stabilizer	1
20	1555893	TRACK, Roller	1
21	61D-08	NUT	4
22	4E-08	LKWSHR	4
23	1555901	"U" BOLT	2
24	1555857	BUSHING	1
25	1550951	PIN	2
26	1F-840	PIN, Cotter	4
27	17C-1240	BOLT	2
28	1555899	HANGER, Track	1
29	25E-28	WASHER	2
30	17D-10	NUT	2

WHEN ORDERING PARTS, ALWAYS STATE MODEL AND SERIAL NO. OF MACHINE



FRAME - SCRAPER MAIN

FRAME — SCRAPER MAIN

Item	Part No.	Description	Qty.	Item	Part No.	Description	Qty.
1	15C-1672	BOLT, Elevator Arm Mounting	2	47	17C-1240	BOLT, Cylinder Hanger Mounting..	4
2	25E-32	WASHER, Elevator Arm Mounting	2	48	4E-12	LKWSHR, Cylinder Hanger Mounting	4
3	1554797	BUSHING, Elevator Arm Mounting	2	49	61D-12	NUT, Cylinder Hanger Mounting...	4
3A	1554795	BUSHING	2	50	61D-12	NUT, Cylinder Hanger Mounting...	4
4	1554798	BUSHING, Elevator Arm Mounting	2	51	4E-12	LKWSHR, Cylinder Hanger Mounting	4
5	25E-32	WASHER, Elevator Arm Mounting	2	52	17C-1272	BOLT, Cylinder Hanger Mounting	4
6	17D-12	NUT, Elevator Arm Mounting	2	53	1553880	HANGER, Cylinder	2
7	15C-1688	BOLT, Stop Roller Mounting	2	54	1553883 †	SHIM — 1"	—
8	25E-32	WASHER, Stop Roller Mounting	2	54A	1553884 †	SHIM — ½"	—
9	1555779	BUSHING, Stop Roller Mounting	2	54B	1553885 †	SHIM — 3/8"	—
10	1562333	ROLLER, Stop	2	54C	1553886 †	SHIM — ¼"	—
11	17D-12	NUT, Stop Roller Mounting	2	54D	1553887 †	SHIM — 1/8"	—
12	17C-1032	BOLT, Side Cutter Mounting	4	55	17D-10	NUT, Axle Mounting	4
13	1554804	CUTTER, Side	2	56	25E-28	WASHER, Axle Mounting	2
14	17D-09	NUT, Side Cutter Mounting	4	57	25E-28	WASHER, Axle Mounting	2
15	61D-12	NUT, Blade Mounting	22	58	25E-28	WASHER, Axle Mounting	2
16	4E-12	LKWSHR, Blade Mounting	22	59	25E-28	WASHER, Axle Mounting	2
17	552369	PLOWBOLT, Blade Mounting	22	60	17C-1244	BOLT, Axle Mounting	4
18	1550009	BLADE — 1 x 12 x 15	1	61	1560945	BLOCK, R.H. Adjustment	1
19	1550008	BLADE — 1 x 12 x 30	1	61A	1560944 †	BLOCK, L.H. Adjustment	1
20	1550008	BLADE — 1 x 12 x 30	1	62	25E-28	WASHER, Adjustment Block	2
21	1550009	BLADE — 1 x 12 x 15	1	63	654722	PIN, Adjustment Block Roll	2
22	562741	PLOWBOLT, Chisel Mounting	8	64	61D-12	NUT, Chisel Mounting	4
23	4E-12	LKWSHR, Chisel Mounting	8	65	4E-12	LKWSHR, Chisel Mounting	4
24	1572837**	CHISEL ASSY (Inc 25, 26 & 27)	4	66	1552074	PLOWBOLT, Chisel Mounting	4
25	1550031	*POINT, Chisel	1	67	1550938	BOLT, Cover Mounting	2
25A	1572836**	POINT, Chisel	1	68	1554821	COVER, Tail Frame	1
26	1550588	*PIN, Chisel	1	69	1561002	BUSHING, Lower Elevator Arm Mounting	2
26A	1572890**	PIN, Chisel	1	70	25E-49	WASHER, Lower Elevator Arm Mounting	2
27	—	§SHANK, Chisel (See 24)	1	71	1F-1648	COTTER, Lower Elevator Arm Mounting	2
28	1F-832	COTTER, Cylinder Pin	2	72	1552026	FRAME, Scraper Main	1
29	25E-31	WASHER, Cylinder Pin	2	73	61D-12	NUT, Chisel Mounting	8
30	665199	BUSHING, Cylinder Pin	2	74	17D-03	NUT, Clamp to Tubing	2
31	1562797	PIN, Cylinder	2	75	1557908	CLAMP, Tube to Frame	2
32	1550756	FITTING, Yoke Pin Grease	2	76	1569238	CLAMP, Tube to Frame	1
33	1554833	PIN, Yoke	2	77	17D-03	NUT, Clamp to Tubing	1
34	1554856	‡SHIM, Yoke Pin	—	78	1557395	CLAMP, Tube to Frame	1
35	1554857	‡SHIM, Yoke Pin	—	79	1557908	CLAMP, Tube to Frame	1
36	1554831	SPACER, Yoke Pin	2	80	17C-640	BOLT, Clamp to Frame	1
37	1554828	SEAL, Yoke Pin	2	81	17D-03	NUT, Clamp to Tubing	1
38	1300558	BUSHING, Yoke Pin	2	82	1557395	CLAMP, Tube to Frame	1
39	1554831	SPACER, Yoke Pin	2	83	17C-624	BOLT, Clamp to Frame	1
40	1554828	SEAL, Yoke Pin	2	84	1558167	CLAMP, Tube to Frame	1
41	1554832	WASHER, Yoke Pin	2	85	17D-03	NUT, Clamp to Tube	1
42	65D-24	NUT, Yoke Pin	2	86	1557395	CLAMP, Tube to Frame	1
43	1567404	PIN, Cylinder	2	87	10H-25	FITTING, Grease	2
44	1553489	BUSHING, Cylinder Pin	2	88	1555130	STRIP, Wear	2
45	25E-31	WASHER, Cylinder Pin	2				
46	1F-832	COTTER, Cylinder Pin	2				

* NOTE: For Serial 415A-101 thru 415A-236.

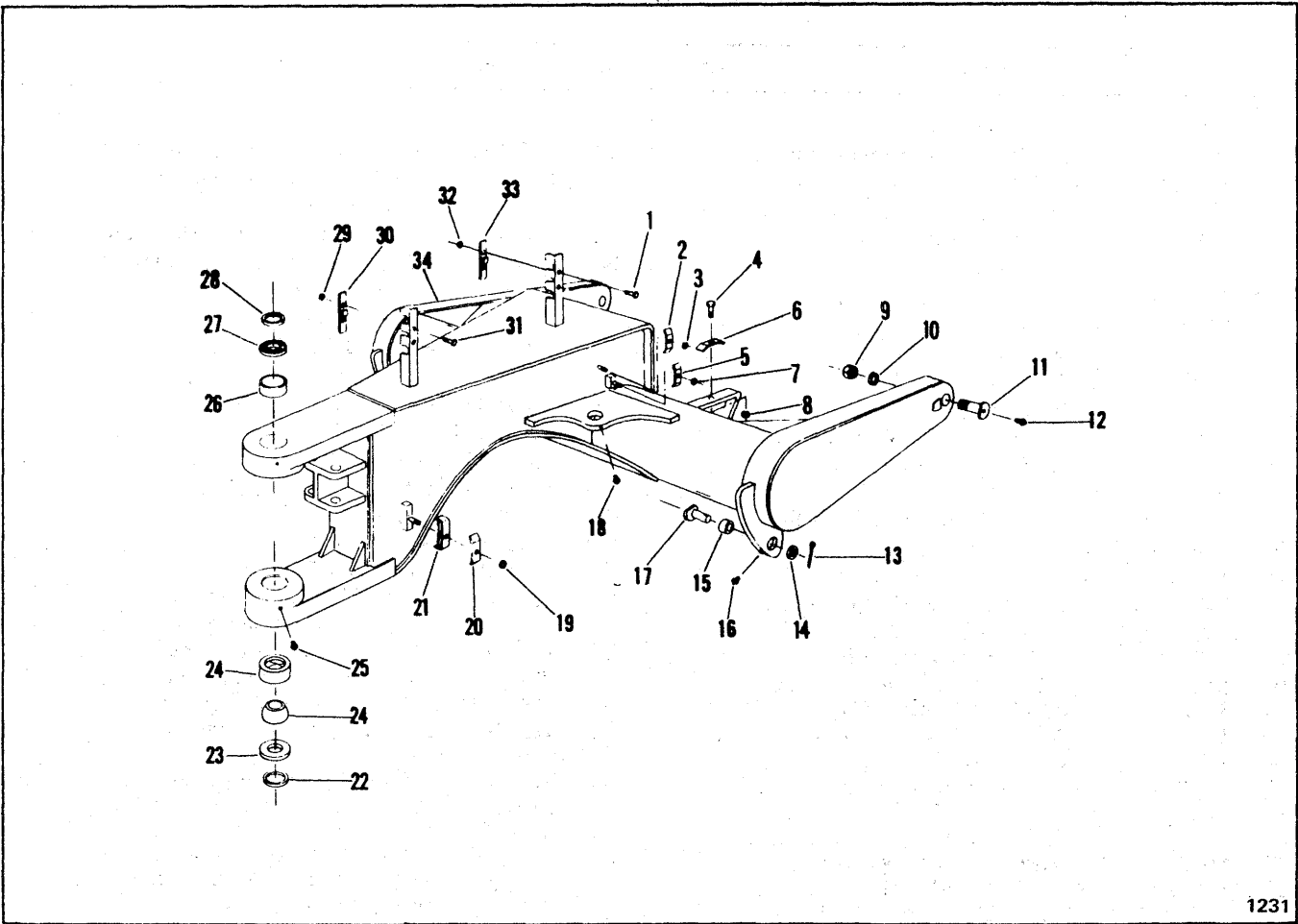
** NOTE: For Serial 415A-237 and After.

† Not Illustrated

‡ As Required

§ Not Sold Separately

WHEN ORDERING PARTS, ALWAYS STATE MODEL AND SERIAL NO. OF MACHINE



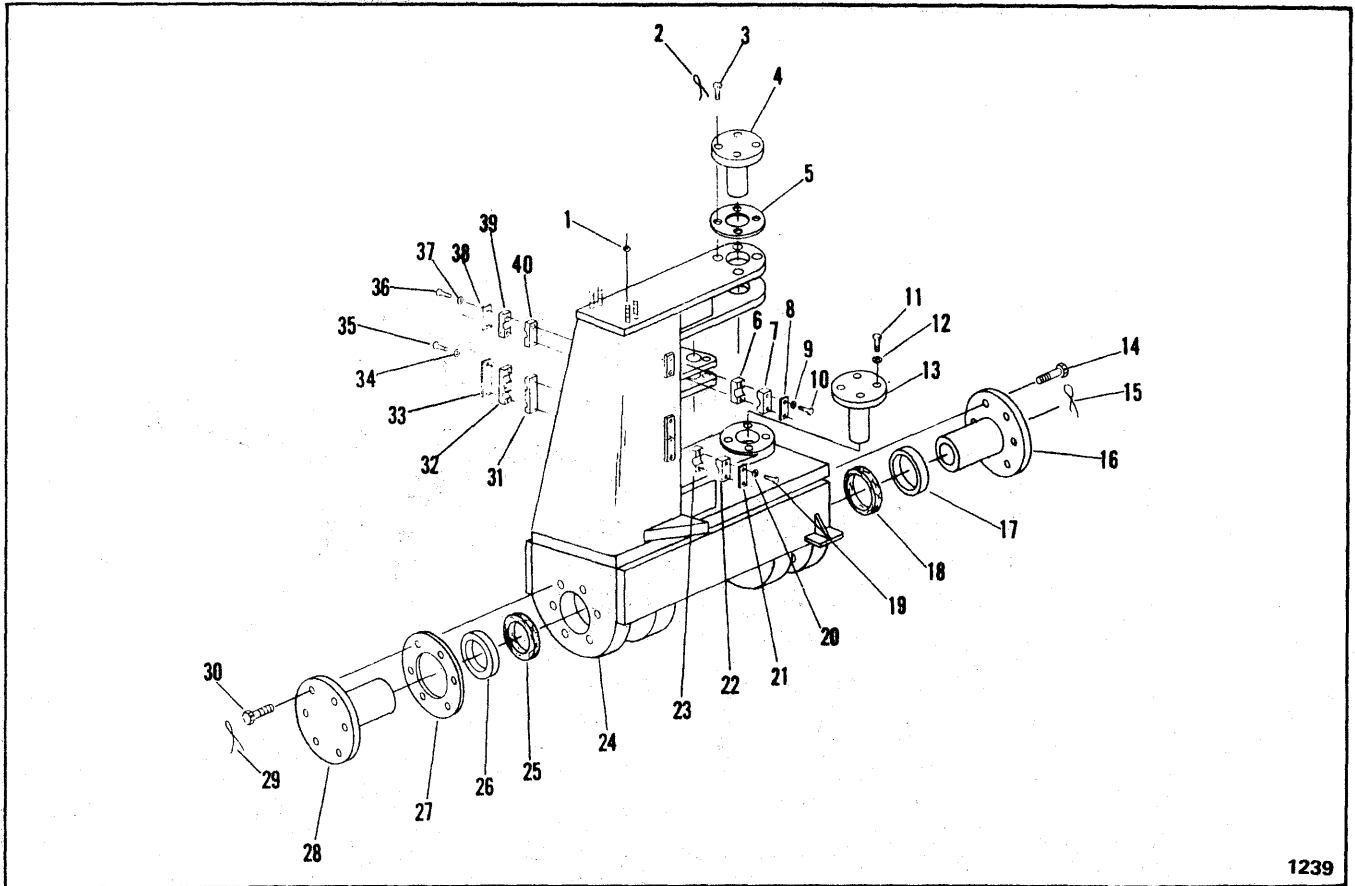
1231

YOKE - SCRAPER

Item	Part No.	Description	Qty.
1	17C-648	BOLT, Bracket to Clamp	2
2	1557917	CLAMP	1
3	17D-03	NUT	1
4	17C-640	BOLT, Clamp to Bracket	1
5	1557395	CLAMP	1
6	1557395	CLAMP	1
7	17D-03	NUT	1
8	17D-03	NUT	1
9	65D-24	NUT	2
10	1554832	WASHER	2
11	1554833	PIN, Yoke	2
12	1550756	FITTING, Grease	2
13	1F-832	PIN, Cotter	2
14	25E-31	WASHER	2
15	665199	BUSHING	2
16	1550756	FITTING, Grease	2
17	1562797	PIN, Cylinder	2

Item	Part No.	Description	Qty.
18	710917	FITTING, Grease	2
19	17D-03	NUT	2
20	1568304	CLAMP	2
21	1568303	CLAMP	1
22	1553147	SEAL, Felt	1
23	1553148	PLATE, Thrust	1
24	1550987	BUSHING (Two Pieces)	1
25	1550756	FITTING, Grease	1
26	1301478	BUSHING	1
27	1553148	PLATE, Thrust	1
28	1553147	SEAL, Felt	1
29	17D-03	NUT	2
30	1567950	CLAMP	1
31	17C-648	BOLT, Clamp to Bracket	2
32	17D-03	NUT	2
33	1567950	CLAMP	1
34	1574016	YOKE, Scraper	1

WHEN ORDERING PARTS, ALWAYS STATE MODEL AND SERIAL NO. OF MACHINE



RECEIVER GROUP

Item	Part No.	Description	Qty.	Item	Part No.	Description	Qty.
1	17D-06	NUT	4	21	1567214	FLAT, Clamp	2
2	28H-17100	WIRE, Safety	3	22	1567216	CLAMP	1
3	3C-1036	BOLT, Pin to Receiver	6	23	1567216	CLAMP	1
4	1553140	PIN	1	24	1553115	RECEIVER	1
5	1553153	‡PACK, Shim	—	25	1553147	SEAL, Felt	1
6	1567216	CLAMP	1	26	1553148	PLATE, Thrust	1
7	1567216	CLAMP	1	27	1553153	‡PACK, Shim	—
8	1567214	FLAT, Clamp	1	28	1553140	PIN	1
9	4E-06	LKWSHR	2	29	28H-17100	WIRE, Safety	3
10	17C-648	BOLT, Clamp to Receiver	2	30	3C-1028	BOLT, Pin to Receiver	6
11	3C-1024	BOLT, Pin to Receiver	2	31	1568305	CLAMP	1
12	4E-10	LKWSHR	2	32	1568305	CLAMP	1
13	1553152	PIN	1	33	1568641	FLAT, Clamp	1
14	3C-1028	BOLT, Pin to Receiver	6	34	4E-06	LKWSHR	2
15	28H-17100	WIRE, Safety	3	35	17C-648	BOLT, Clamp to Receiver	2
16	1553140	PIN	1	36	17C-648	BOLT, Clamp to Receiver	2
17	1553148	PLATE, Thrust	1	37	4E-06	LKWSHR	2
18	1553147	SEAL, Felt	1	38	1567214	FLAT, Clamp	1
19	17C-648	BOLT, Clamp to Receiver	4	39	1567216	CLAMP	1
20	4E-06	LKWSHR	4	40	1567216	CLAMP	1

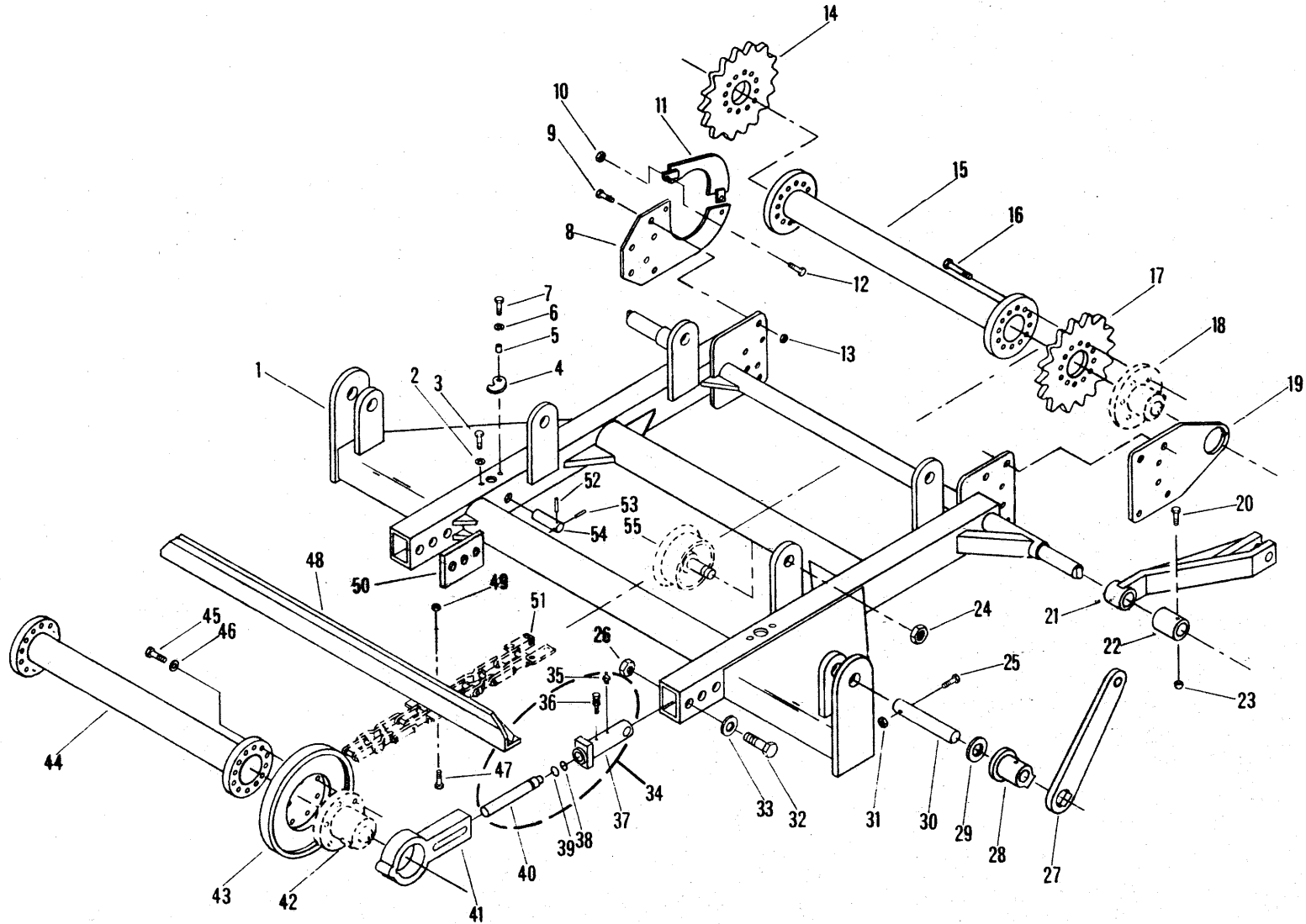
‡ As Required

WHEN ORDERING PARTS, ALWAYS STATE MODEL AND SERIAL NO. OF MACHINE

STEERING LINKAGE GROUP

Item	Part No.	Description	Qty.
1	1556729	PIN, Cylinder	4
2	1564670	BUSHING	4
3	-----	CYLINDER (See Index)	—
4	1564670	BUSHING	4
5	799087	WASHER	6
6	1556734	ARM	2
7	17C-1016	BOLT	2
8	4E-10	LKWSHR	2
9	1556722	PIN	2
10	1F-832	PIN, Cotter	2
11	1564670	BUSHING	2
12	1550756	FITTING, Grease	4
13	799087	WASHER	4
14	1556715	ARM	2
15	1564670	BUSHING	2
16	17C-1016	BOLT	2
17	4E-10	LKWSHR	2
18	1556719	PIN	2
19	1556730	WASHER	2
20	4E-08	LKWSHR	2
21	17C-816	BOLT	2
22	17C-1016	BOLT	2
23	4E-10	LKWSHR	2
24	1556724	PIN	2
25	799087	WASHER	6
26	1556730	WASHER	2
27	4E-10	LKWSHR	2
28	17C-1016	BOLT	2
29	-----	YOKE, Scraper (See Index)	—
30	1556726	SPACER	2
31	-----	RECEIVER (See Index)	—
32	710917	FITTING, Grease	2

WHEN ORDERING PARTS, ALWAYS STATE MODEL AND SERIAL NO. OF MACHINE



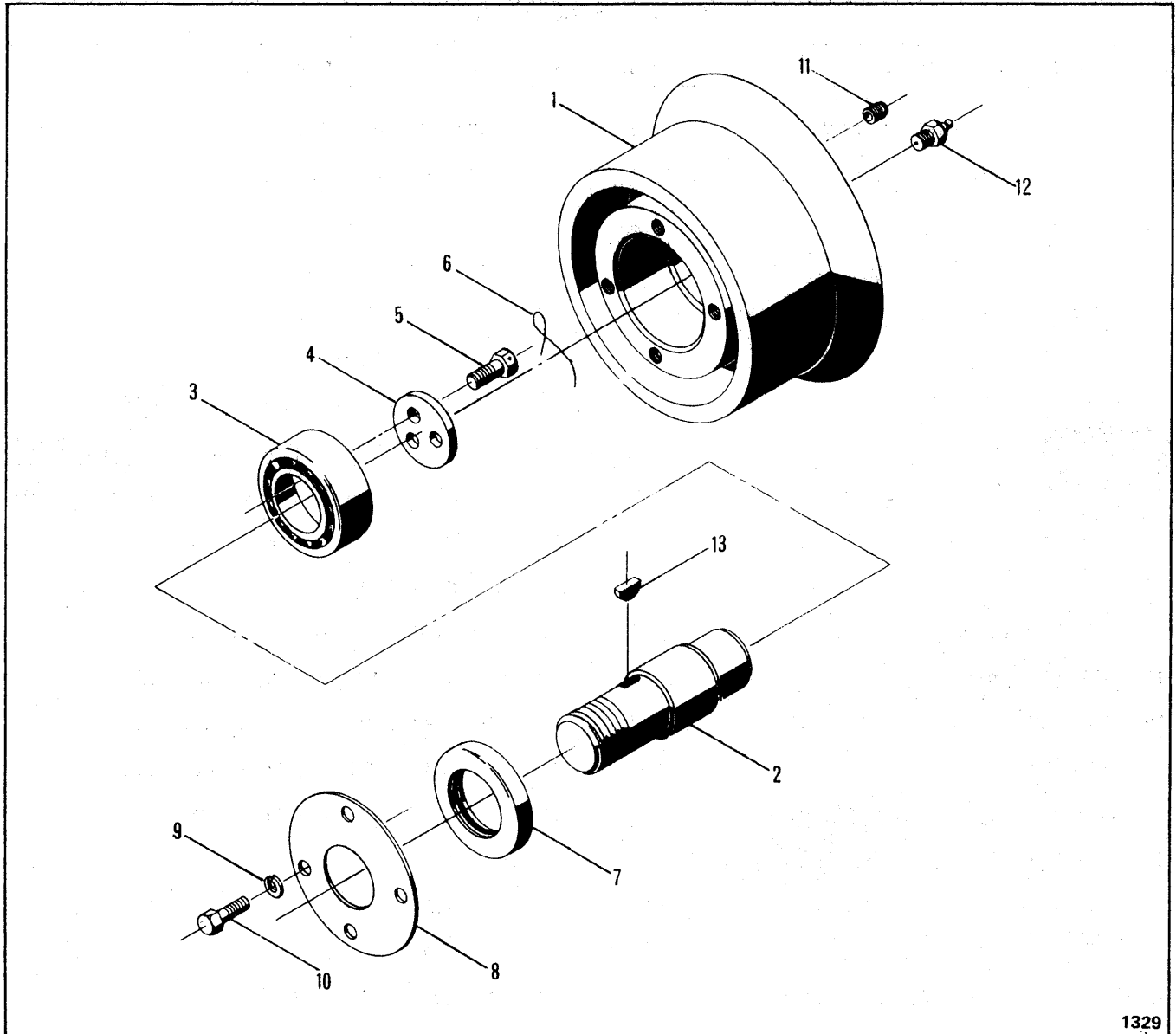
ELEVATOR ASSEMBLY

ELEVATOR ASSEMBLY

Item	Part No.	Description	Qty.	Item	Part No.	Description	Qty.
A	1574243	*ELEVATOR ASSY	1	28	1562382	BUSHING	2
1	1560962	FRAME, Elevator	1	29	1560298	SPACER.....	2
2	25E-18	WASHER	2	30	1560290	ROD	2
3	23C-612	BOLT	2	31	17D-09	NUT	2
4	1560994	COVER	2	32	23C-1272	BOLT	6
5	1560995	SPACER	2	33	1562676	WASHER	6
6	25E-18	WASHER	2	34	1561017	CHAIN ADJUSTER ASSY (Inc	
7	23C-612	BOLT	2		35 thru 40)	2
8	1560660	HANGER, Gearbox	1	35	10H-25	FITTING, Grease	2
9	24C-1248	BOLT	10	36	1560991	VALVE, Relief	2
10	7D-12	NUT	2	37	1561016	TUBE ASSY	2
10A	4E-12	†LKWSHR	2	38	25K-40100	"O" RING	2
11	1560665	RETAINER	1	39	1550994	RING, Back-Up	2
12	23C-1232	BOLT	2	40	1561019	RAM	2
13	17D-10	NUT	10	41	1560961	HANGER, Tail Roller	2
14	1560940	SPROCKET (16T)	1	42	-----	STUB SPINDLE ASSY	
15	1560949	ROLLER, Head	1		(See Index)	2
16	23C-1044	BOLT	18	43	1560982	ROLLER, Chain	2
17	1560940	SPROCKET (16T)	1	44	1560949	ROLLER, Tail	1
18	-----	STUB SPINDLE ASSY		45	23C-1044	BOLT	12
		(See Index).....	1	46	4E-10	LKWSHR	12
19	1561000	HANGER	1	47	23C-824	BOLT	120
20	23C-656	BOLT	2	48	1562437	DRAG	15
21	1560955	ARM, Upper	2	49	17D-06	NUT	120
22	1561008	RETAINER	2	50	1572103	PLATE, Crush	2
23	17D-03	NUT	2	51	-----	CHAIN SET (See Index)	1
24	18D-20	NUT	4	52	668312	PIN, Roll	2
25	23C-1064	BOLT	2	53	731714	PIN, Roll	2
26	17D-10	NUT	6	54	1560977	PIN	2
27	1561001	ARM, Lower	2	55	-----	IDLER ROLLER ASSY (See Index)	4

* NOTE: Include items 1 thru 19, 24 and 32 thru 55, plus Elevator Gearbox and Hydraulic Motor.
 † Not Illustrated

WHEN ORDERING PARTS, ALWAYS STATE MODEL AND SERIAL NO. OF MACHINE



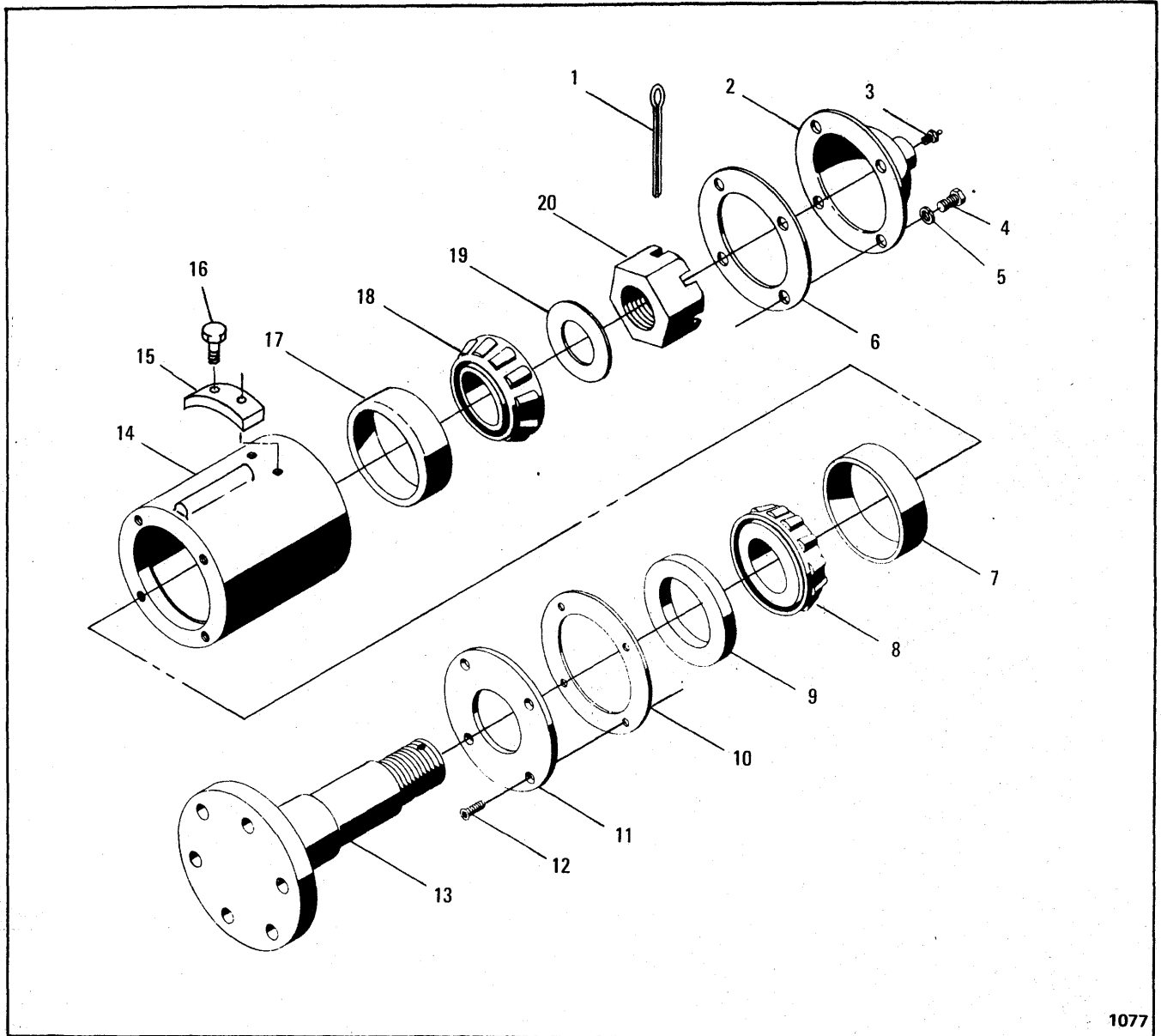
1329

ROLLER – CHAIN IDLER

Item	Part No.	Description	Qty.
A	1560314	*IDLER ROLLER ASSY (Inc 1 thru 13)	4
<p>*NOTE: Four (4) Idler Roller Assemblies required per machine – Quantities listed below are for one (1) Idler Roller Assembly.</p>			
1	1560315	ROLLER	1
2	1560316	SHAFT, Roller	1
3	710048	BEARING, Ball	1

Item	Part No.	Description	Qty.
4	1560318	RETAINER, Bearing	1
5	3C-412	BOLT, Drilled Head	3
6	28H-17060	WIRE, Safety	1
7	1550556	SEAL	1
8	1560317	COVER, Seal	1
9	4E-04	LKWSHR	4
10	17C-412	BOLT, Cover to Roller	4
11	15F-01	PLUG, Headless Pipe	2
12	10H-25	FITTING, Grease	1
13	5J-606	KEY, Woodruff	1

WHEN ORDERING PARTS, ALWAYS STATE MODEL AND SERIAL NO. OF MACHINE



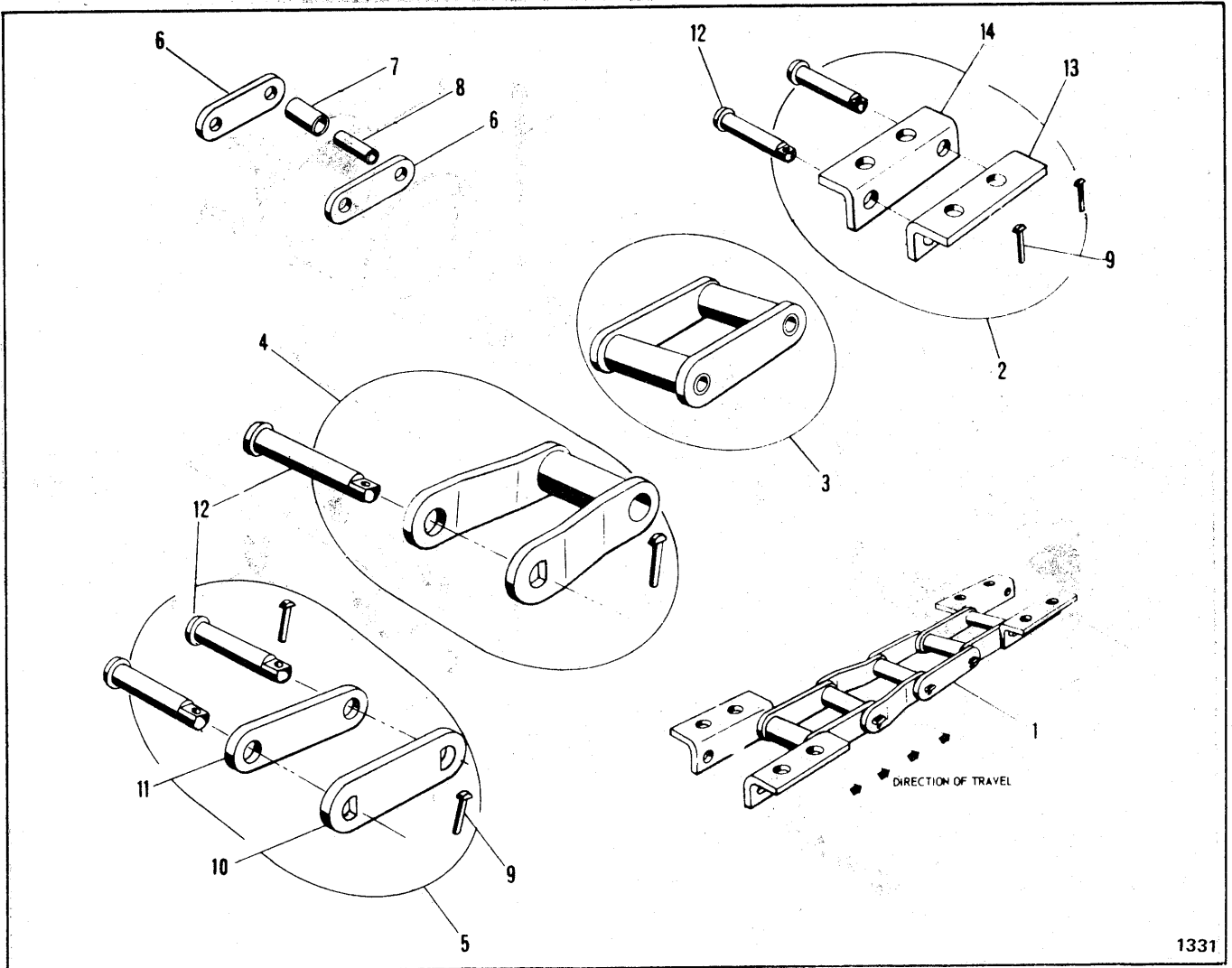
1077

STUB SPINDLE

Item	Part No.	Description	Qty.
A	1573237	* STUB SPINDLE ASSY (Inc 1 thru 20)	3
* NOTE: Three (3) Stub Spindle Assemblies required per machine — Quantities listed below are for one (1) Stub Spindle Assembly.			
1	1F-848	PIN, Cotter	1
2	1560423	CAP	1
3	1550756	FITTING, Grease	1
4	17C-712	BOLT, Cap to Hub	4
5	4E-07	LKWSHR	4
6	1560005	GASKET	1

Item	Part No.	Description	Qty.
7	742240	CUP, Bearing	1
8	742242	CONE, Bearing	1
9	1550990	SEAL	1
10	1560419	GASKET	1
11	1560418	COVER	1
12	763281	SCREW, Flat Head	4
13	1560957	SPINDLE, Stub	1
14	1573241	HUB	1
15	1573238	RETAINER	1
16	21C-616	BOLT	2
17	742240	CUP, Bearing	1
18	742242	CONE, Bearing	1
19	1550754	WASHER	1
20	1566120	NUT, Slotted	1

WHEN ORDERING PARTS, ALWAYS STATE MODEL AND SERIAL NO. OF MACHINE



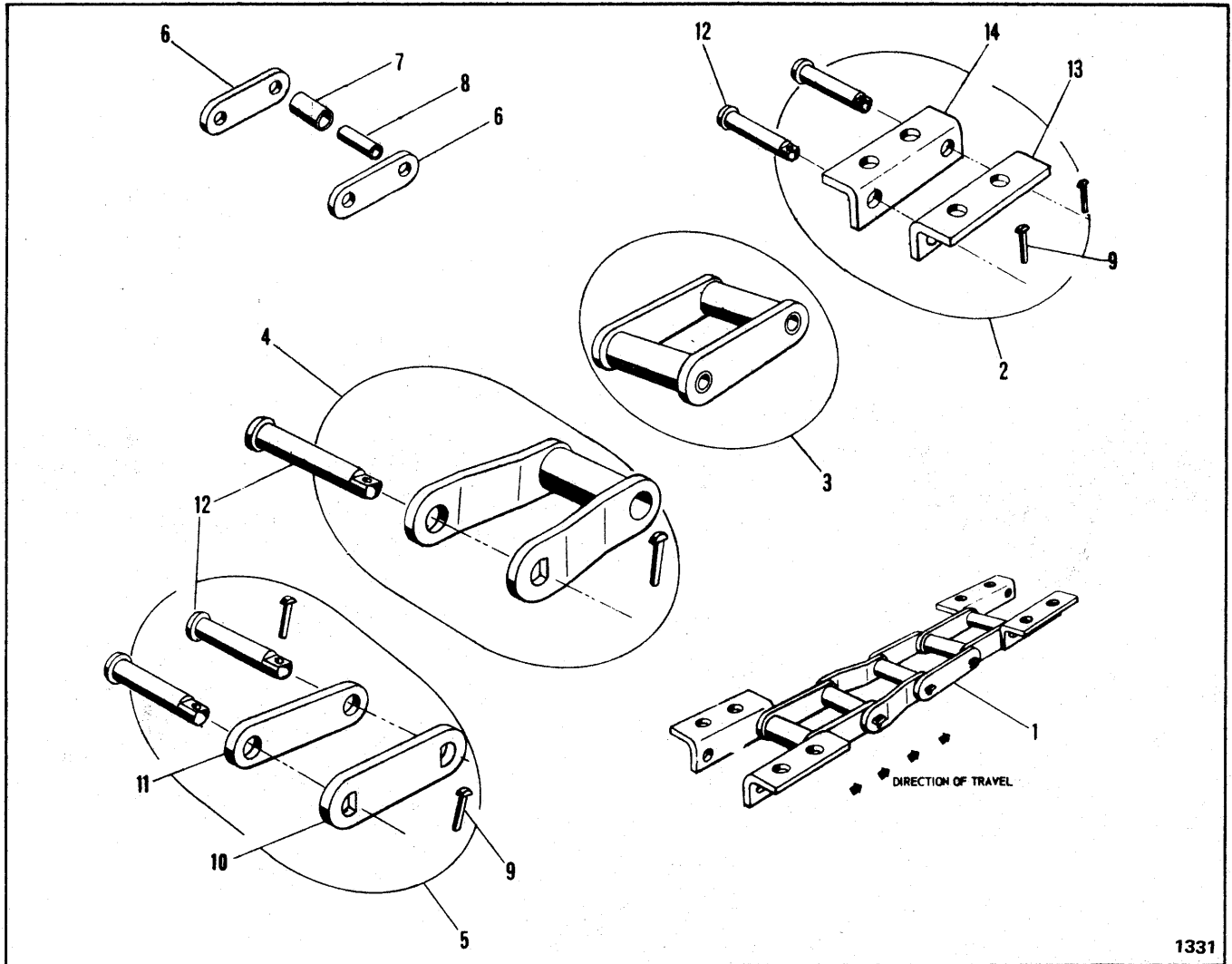
1331

ELEVATOR CHAIN

Item	Part No.	Description	Qty.
1	1574835	CHAIN SET (Inc. L.H. Assy & R.H. Assy)	1
<p>NOTE: One (1) Chain Set required per Elevator - Quantities listed below are for one (1) Chain Assembly. It is recommended that chains be installed in sets to assure equal lengths.</p>			
2	949176	LINK ATTACHMENT ASSY (Inc. 9, 12, 13 & 14)	15
3	949175	LINK BLOCK ASSY (Inc. 6, 7 & 8)	30
4	949173	LINK MASTER ASSY (Inc. 9, 12)	15

Item	Part No.	Description	Qty.
5	949174	LINK CONNECTING ASSY (Inc. 9, 10, 11 & 12)	15
6	1574843	LINK	60
7	1574848	ROLLER	75
8	1574847	BUSHING	75
9	1566481	KEY	75
10	1574842	LINK, Key Side	15
11	1574841	LINK, Head Side	15
12	1574846	PIN	75
13	1574845	LINK, Key Side	15
14	1574844	LINK, Head Side	15

WHEN ORDERING PARTS, ALWAYS STATE MODEL AND SERIAL NO. OF MACHINE



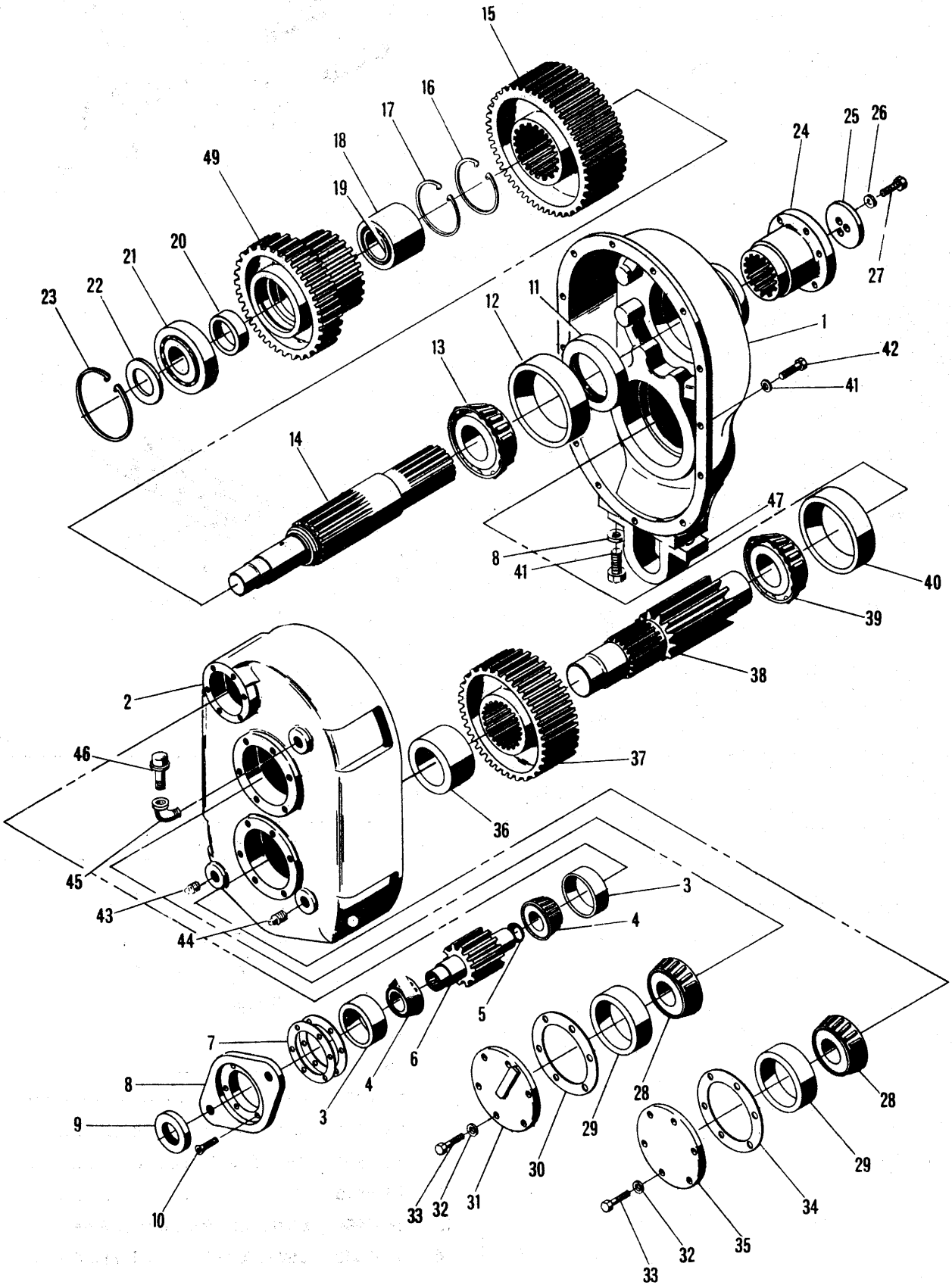
1331

CHAIN – ELEVATOR

Item	Part No.	Description	Qty.
1	1551947	*CHAIN SET (Inc LH Assy & RH Assy)	1
<p>*NOTE: One (1) Chain Set required per Elevator – Quantities listed below are for one (1) Chain Assembly. It is strongly recommended that chains be installed in pairs to assure equal lengths.</p>			
2	1569858	ATTACHMENT LINK ASSY (Inc 9, 12, 13 & 14)	15
3	1569855	BLOCK LINK ASSY (Inc 6, 7 & 8)	30

Item	Part No.	Description	Qty.
4	1566478	MASTER LINK ASSY (Inc 12)	15
5	1569856	CONNECTING LINK ASSY (Inc 9, 10, 11 & 12)	15
6	1551952	BAR, Link	60
7	1566480	ROLLER	75
8	1551923	BUSHING	75
9	1566481	KEY	75
10	1551951	BAR, Link (Key Side)	15
11	1551950	BAR, Link (Head Side)	15
12	1574846	PIN	75
13	1551954	LINK, Attachment (Key Side)	15
14	1551953	LINK, Attachment (Head Side)	15

WHEN ORDERING PARTS, ALWAYS STATE MODEL AND SERIAL NO. OF MACHINE



GEARBOX - ELEVATOR

1354

GEARBOX – ELEVATOR

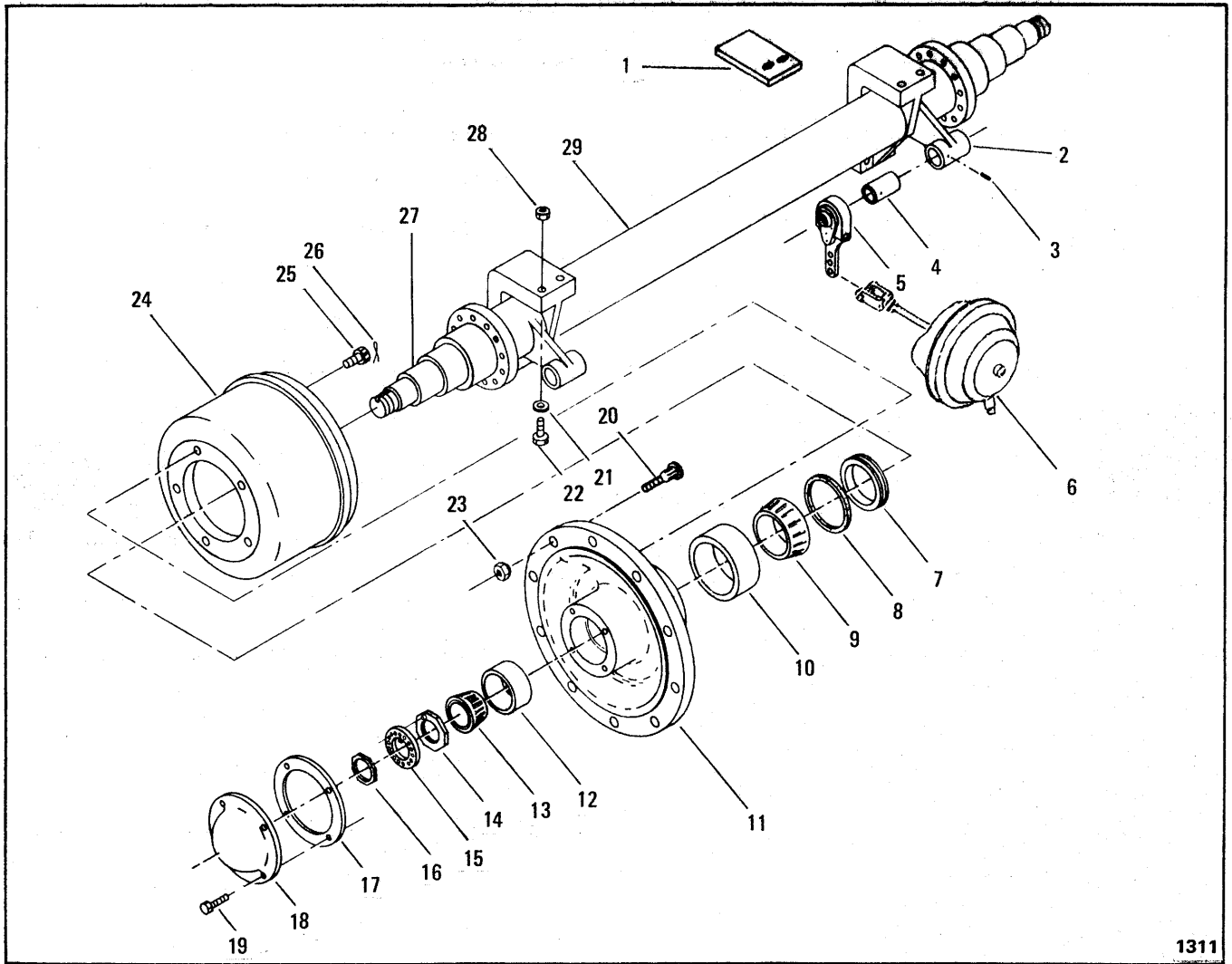
Item	Part No.	Description	Qty.
A	1571504	GEARBOX ASSY (Inc 1 thru 50)	1
1	1565219	HOUSING, Output	1
2	1565218	HOUSING, Input	1
3	654166	CUP, Bearing	2
4	791943	CONE, Bearing	2
5	12F-106	PLUG, Expansion – 1 3/8"	1
6	1551562	SHAFT, Input (13T)	1
7	1563597	‡PACK, Shim	–
8	1551561	COVER, Input	1
9	1550988	SEAL, Oil	1
10	1550643	SCREW	6
11	111482	SEAL, Oil	1
12	755873	CUP, Bearing	1
13	1313684	CONE, Bearing	1
14	1551564	SHAFT, Output	1
15	1561482	GEAR, Output (44T)	1
16	1551571	RING, Retaining	1
17	655071	RING, Retaining	1
18	763196	SHELL, Bearing w/Needles	1
19	1315187	RACE, Bearing Inner	1
20	1551566	SPACER	1
21	713999	BEARING, Ball	1
22	1551567	SPACER	1
23	660411	RING, Retaining	1
24	1551560	HUB, Flanged	1

Item	Part No.	Description	Qty.
25	1565221	LOCKPLATE	1
26	4E-08	LKWSHR	3
27	2C-824	BOLT, Lockplate to Hub	17
28	658970	CONE, Bearing	2
29	710790	CUP, Bearing	2
30	1563593	‡PACK, Shim	–
31	1565231	COVER, Output Shaft	1
32	4E-06	LKWSHR	12
33	1C-616	BOLT, Cover to Housing	12
34	1563593	‡PACK, Shim	–
35	1566649	COVER, Counter Shaft	1
36	1551565	SPACER.....	1
37	1561475	GEAR, Counter (55T)	1
38	1551563	SHAFT, Counter (13T)	1
39	742273	CONE, Bearing	1
40	731994	CUP, Bearing	1
41	1C-1232	BOLT, Bracket to Housing	2
42	1C-824	BOLT, Housing to Housing	14
43	13F-08	PLUG, Level	1
44	1566344	PLUG, Magnetic Drain	1
45	26F-4	ELBOW, Street	1
46	1551419	BREATHER	1
47	1561110	BRACKET, Mounting	1
48	4E-12	LKWSHR	2
49	1551568	GEAR, Output (60T & 31T)	1
50	1313948	†DOWEL	2

† Not Illustrated

‡ As Required

WHEN ORDERING PARTS, ALWAYS STATE MODEL AND SERIAL NO. OF MACHINE



1311

AXLE AND HUB – SCRAPER

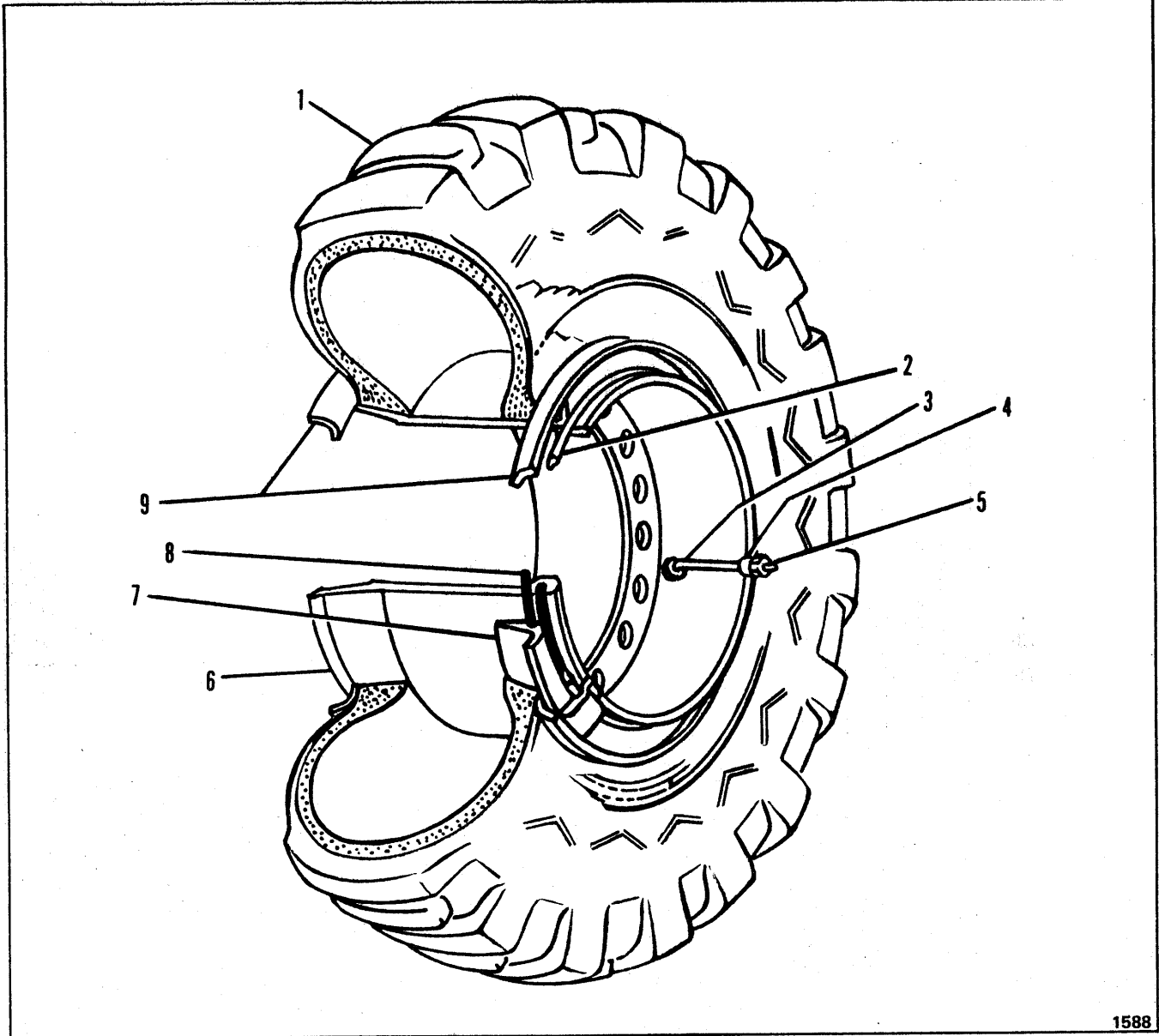
Item	Part No.	Description	Qty.
1	1554717	‡ SHIM	—
2	1559156	BRACKET, Cam	2
3	6C-1006	SCREW	2
4	1559158	BUSHING	2
5	1550543	* ADJUSTER, Brake Slack — (B. W. No. 278326)	2
6	110219	* AIR CHAMBER ASSY — (B. W. No. 226356)	2
6A	1010478	DIAPHRAGM, Chamber (B. W. No. 234101)	2
7	1559148	RETAINER	2
8	1559149	SEAL, Felt	2
9	662739	BEARING, Cone	2
10	711368	BEARING, Cup	2
11	1552262	HUB, Wheel (Inc 9 & 11)	2
12	710990	BEARING, Cup	2
13	1313683	BEARING, Cone	2
14	1568668	NUT, Inner Spindle	2
15	1552013	NUT, Spindle	2

Item	Part No.	Description	Qty.
16	1552279	NUT, Outer Spindle	2
17	1562440	GASKET	2
18	1552270	COVER, Hub	2
19	1550938	BOLT, Self-Tapping	8
20	1550950	STUD, Wheel Mounting	20
21	25E-28	WASHER	4
22	2C-1256	BOLT, Axle to Main Frame	4
23	103522	NUT, Front Cap	20
24	—	L. H. BRAKE ASSY (See Index)	1
24A	—	R. H. BRAKE ASSY (See Index)	1
25	17C-1244	BOLT, Drum Mounting	20
26	28H-17390	WIRE, Safety	2
27	1552010	SPINDLE ASSY (Inc 13, 14 & 15)	2
28	6D-12	NUT	4
29	1559225	AXLE (Does not include 26)	1

* NOTE: Your local authorized Bendix-Westinghouse distributor is equipped to service components of this part.

‡ As Required

WHEN ORDERING PARTS, ALWAYS STATE MODEL AND SERIAL NO. OF MACHINE



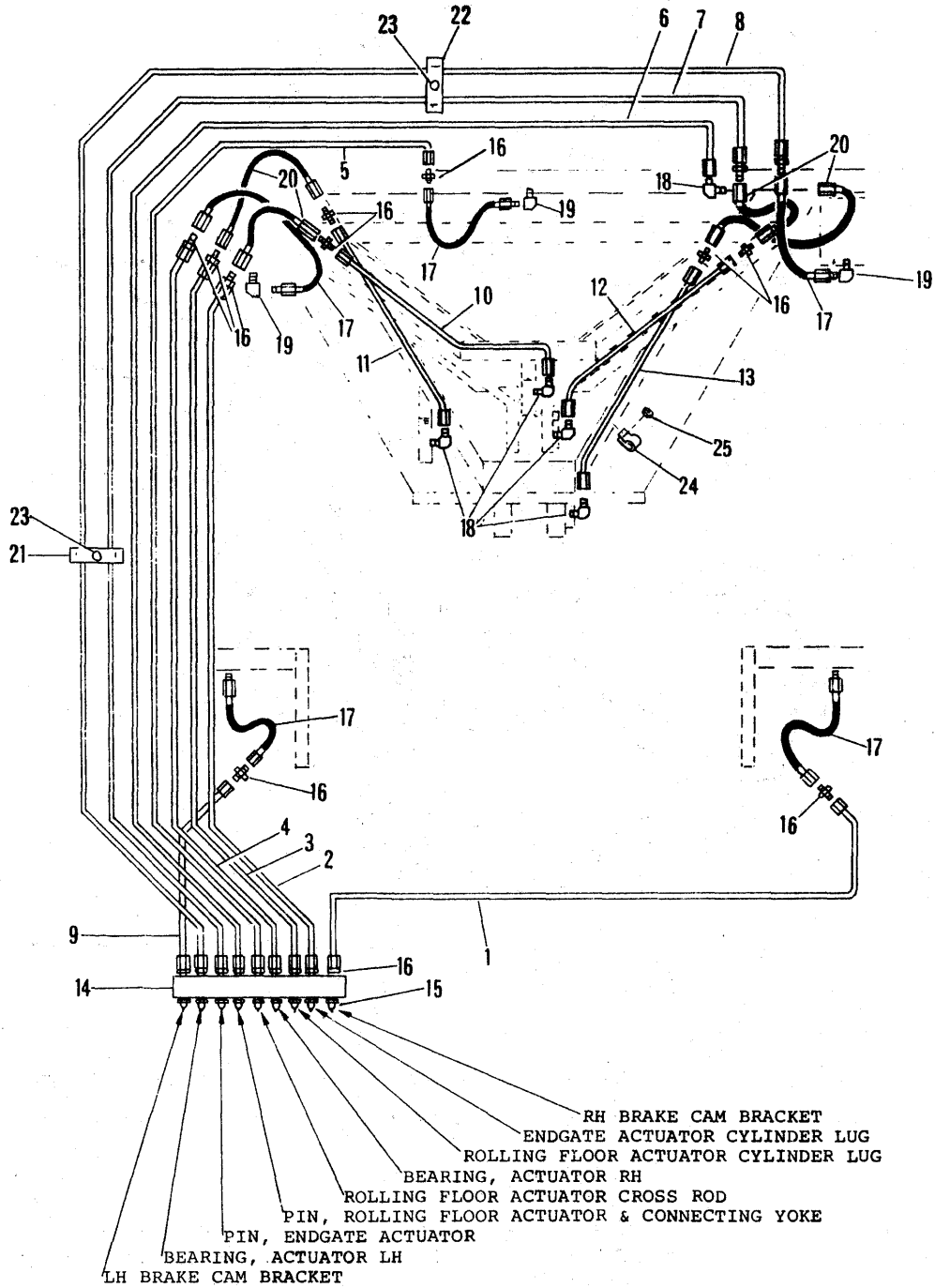
1588

WHEEL AND TIRE DATA

Item	Part No.	Description	Qty.
A	1558946	WHEEL ASSY (Inc 2 thru 9)	4
1	---	§ TIRE - 23.5 x 25 - 16 Ply	4
2	580274	RING, Lock	4
3	509445	VALVE STEM ASSY	4
4	551684	ADAPTER, Valve Stem	1
5	551685	CAP, Valve	1
6	1559709	WHEEL	4
7	553956	BAND, Bead Seat	4
8	580278	"O" RING, Rim	4
9	551341	FLANGE, Side	8
10	529310	† PLUG, Water Filling	4

† Not Illustrated
§ Not Sold Separately

WHEN ORDERING PARTS, ALWAYS STATE MODEL AND SERIAL NO. OF MACHINE



LUBRICATION - SCRAPER CENTRAL

LUBRICATION – SCRAPER CENTRAL

Item	Part No.	Description	Qty.
1	1558440	TUBE, R.H. Brake Cam Bracket	1
2	1558441	TUBE, Endgate Actuator Cylinder Lug	1
3	1558442	TUBE, Rolling Floor Actuator Cylinder Lug	1
4	1558443	TUBE, RH Bearing Actuator	1
5	1558444	TUBE, Rolling Floor Actuator Cross Rod	1
6	1558445	TUBE, Pin Rolling Floor Actuator & Yoke	1
7	1558446	TUBE, Pin Endgate Actuator	1
8	1558447	TUBE, L.H. Bearing Actuator	1
9	1558448	TUBE, L.H. Brake Cam Bracket	1
10	1558449	TUBE, Endgate Actuator Cylinder Lug	1
11	1558450	TUBE, Rolling Floor Actuator Cylinder Lug	1
12	1558452	TUBE, Pin Endgate Actuator	1
13	1558451	TUBE, Pin Rolling Floor Actuator & Yoke	1
14	1558453	BLOCK	1
15	14H-15	FITTING, Grease	9
16	1551024	FITTING	20
17	1550844	HOSE	5
18	1551025	FITTING	5
19	31F-1	ADAPTER	3
20	1550843	HOSE	4
21	1554860	BRACKET	3
22	1554860	BRACKET	2
23	17C-416	BOLT	5
23A	25E-14	WASHER	5
23B	17D-01	NUT	5
24	30H-14	CLAMP	11
25	17D-01	NUT	11

WHEN ORDERING PARTS, ALWAYS STATE MODEL AND SERIAL NO. OF MACHINE

OPTIONS AND ACCESSORIES

Item	Part No.	Description	Qty.
A	1570011	DEFROSTER FAN KIT (24 Volt) (Inc 1 thru 6)	1
1	517847	FAN, Defroster	1
2	1570012	PLATE, Mounting	1
3	25E-14	WASHER	4
4	1569680	WIRE ASSY	1
5	516775	CONNECTOR	1
6	602297	TERMINAL, Bullet	1
B	1552261	TIRE INFLATION KIT (Inc 1 thru 7)	1
1	19F-3	BUSHING, Reducing	1
2	26F-2	ELBOW, Street	1
3	5K-216	NIPPLE, Close	1
4	1306141	COUPLER, Female	1
5	1306142	COUPLER, Male	1
6	1551703	CHUCK, Air	1
7	1551292	HOSE - 1/4 x 50	1
C	1569188	WIPER ASSEMBLY KIT (24 Volt) (Inc 1 thru 11).....	1
1	585064	MOTOR, Wiper	1
2	645649	SPACER, Wiper Cam	1
3	743129	SPACER, Wiper Motor	1
4	24C-420	BOLT	1
5	25E-13	WASHER	1
6	18D-04	NUT	1
7	552457	ARM, Wiper	1
8	881320	BLADE, Wiper	1
9	884792	SWITCH, Wiper	1
10	1550736	WIRE ASSY	1
11	1558886	WIRE ASSY	1
D	1569681	HEATER KIT (24 Volt) (Inc 1 thru 9)	1
1	1566699	HEATER ASSY	1
2	1558345	HOSE - 5/8 x 35	1
3	1558344	HOSE - 5/8 x 85	1
4	1566239	CLAMP	4
5	1569680	WIRE ASSY	1
6	30H-8	CLIP, Insulated	2

Item	Part No.	Description	Qty.
7	602297	TERMINAL, Bullet	1
8	516775	CONNECTOR	1
9	1558886	WIRE ASSY	1
10	1550690	SWITCH, Heater	1
E	1569727	PRECLEANER & BLOWER KIT (24 Volt) (Inc 1 thru 10)	1
1	514278	PRECLEANER	1
2	1566894	BLOWER ASSY	1
3	1550685	RING, Black	1
4	17C-416	BOLT	4
5	17D-01	NUT	4
6	516775	CONNECTOR	1
7	1558900	WIRE ASSY	1
8	1550684	GASKET, Rubber	1
9	1566892	SWITCH, Blower Fan	1
10	1558886	WIRE ASSY	1
F	1569939	QUICK START AID KIT, Tractor (Inc 1 thru 4)	1
1	1566028	QUICK START ASSY (Inc Valve, Hose and Cable)	1
2	1572143	CYLINDER, Pressurized Refill	1
3	17C-416	BOLT	3
4	17D-01	NUT	3
G	1569944	DOME LIGHT KIT (24 Volt) (Inc 1 thru 6)	1
1	1569947	LIGHT, Dome	1
1A	946064	LIGHT, Replacement	1
2	1550730	WIRE ASSY	1
3	45G-612	SCREW, Machine	3
4	4D-06	NUT	3
5	17E-06	LKWSHR	3
6	30H-8	CLIP, Insulated	5
H	1569536	WINDSHIELD KIT (Inc 1 thru 5) ..	1
1	1569291	WINDSHIELD ASSY	1
2	17C-640	BOLT	6
3	4E-06	LKWSHR	6
4	17C-616	BOLT.....	1
5	17D-03	NUT	1

WHEN ORDERING PARTS, ALWAYS STATE MODEL AND SERIAL NO. OF MACHINE

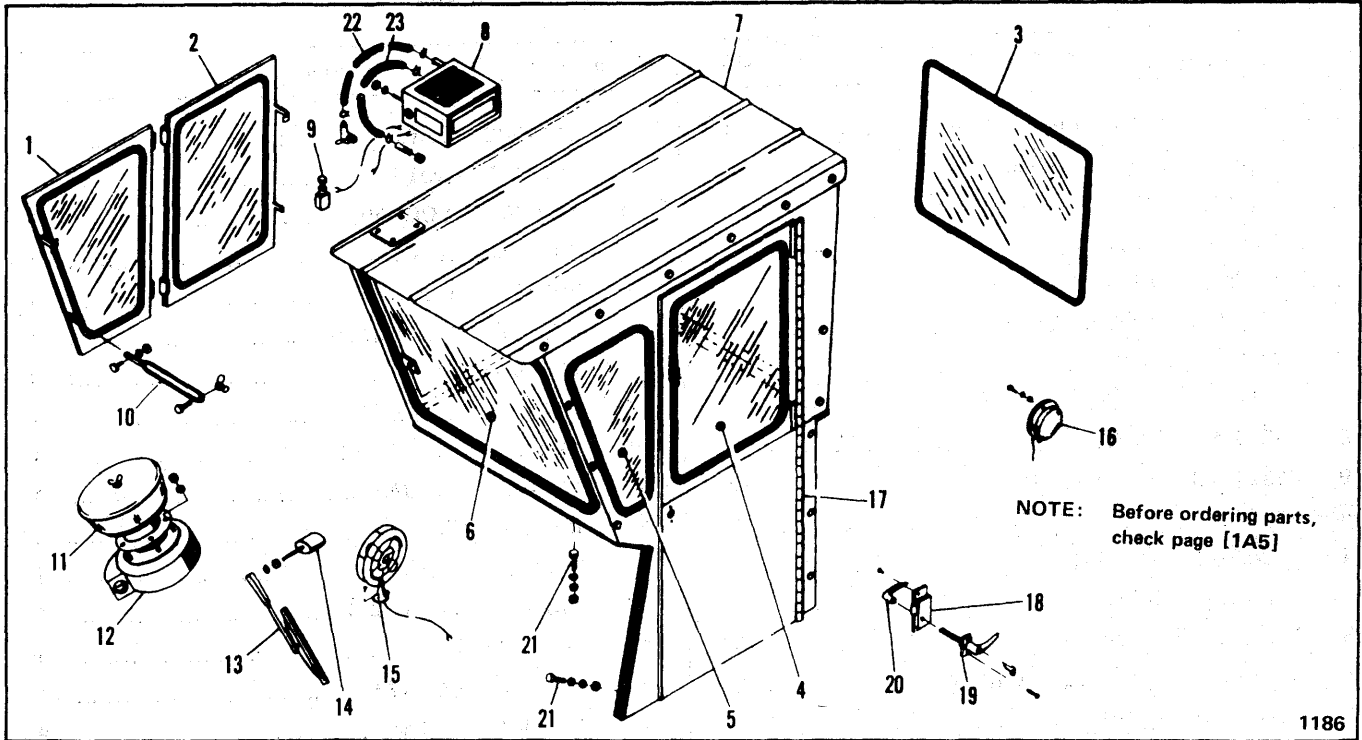
OPTIONS AND ACCESSORIES (Continued)

Item	Part No.	Description	Qty.
J	-----	*MUFFLER KIT (Inc 1 thru 17)	1
1	1569821	TUBE, Exhaust	1
2	580282	CLAMP	1
3	1566496	MUFFLER	1
4	507069	CLAMP	1
5	1571381	STACK, Exhaust	1
6	17C-664	BOLT	2
7	1700333	GASKET	1
8	1527355	HOSE	1
9	1521140	FITTING, Weld	1
10	663094	FLANGE, Split	2
11	1306623	"O" RING	2
12	17C-724	BOLT.....	4
13	4E-07	LKWSHR	4
14	1569824	BRACKET, Muffler	1
15	1569835	RING.....	1
16	17C-620	BOLT	2
17	4E-06	LKWSHR	2
K	1574396	EMERGENCY BRAKE KIT (Inc 1 thru 16)	1
1	1567200	VALVE	1
2	1537354	SWITCH	1
3	652770	WIRE ASSY	1
4	652707	WIRE ASSY	2
5	19F-1	REDUCER	1
6	1567192	HOSE	1
7	21F-2	CROSS	1
8	5K-207	NIPPLE	1
9	5K-106	NIPPLE	2
10	76F-1	REDUCER	2
11	26F-2	ELBOW	1
12	13F-2	PLUG	1
13	1574392	BRACKET	1
14	1567199	BUZZER	1
15	1567194	HOSE	1
16	13F-4	PLUG	1
L	1574303	PARKING BRAKE KIT (Inc 1 thru 17).....	1
1	593026	LEVER	1

Item	Part No.	Description	Qty.
2	1527543	CABLE	1
3	18C-828	BOLT	2
4	18D-05	LOCKNUT	8
5	18C-520	BOLT.....	4
6	593027	BLOCK	1
7	593028	RETAINER	1
8	4F-4051	PIN	8
9	1F-208	COTTER	1
10	123242	BRAKE KIT	1
11	104645	CLAMP	1
12	18C-514	BOLT	2
13	2J-6208	CLEVIS	1
14	18D-06	LOCKNUT	1
15	4F-6106	PIN	1
16	1F-312	COTTER	1
17	1736446	CLAMP	6
M	1573040	TOOL BOX KIT (Inc 1 thru 6)	1
1	25E-18	WASHER	4
2	1573037	BOX	1
3	17D-03	LOCKNUT	4
4	23C-618	BOLT.....	4
5	1573448	BRACE	2
6	1573040	INSTALLATION DRAWING	1
N	1574942	BACK-UP ALARM KIT (Inc 1 thru 13).....	1
1	1542966	ALARM.....	1
2	1574941	BRACKET ASSY.....	1
3	1671474	CONNECTOR	1
4	1736442	‡STRAP	—
5	1574938	CABLE	1
6	1574937	CONDUIT	1
7	30H-39	CLIP	1
8	1313987	STUD	1
9	17D-3	LOCKNUT	1
10	18F-1	TEE	1
11	1305475	NIPPLE	1
12	1566390	SWITCH.....	1
13	652770	WIRE ASSY	1

*NOTE: Not available as a kit — Order parts separately.
‡As Required

WHEN ORDERING PARTS, ALWAYS STATE MODEL AND SERIAL NO. OF MACHINE



CAB AND ACCESSORIES

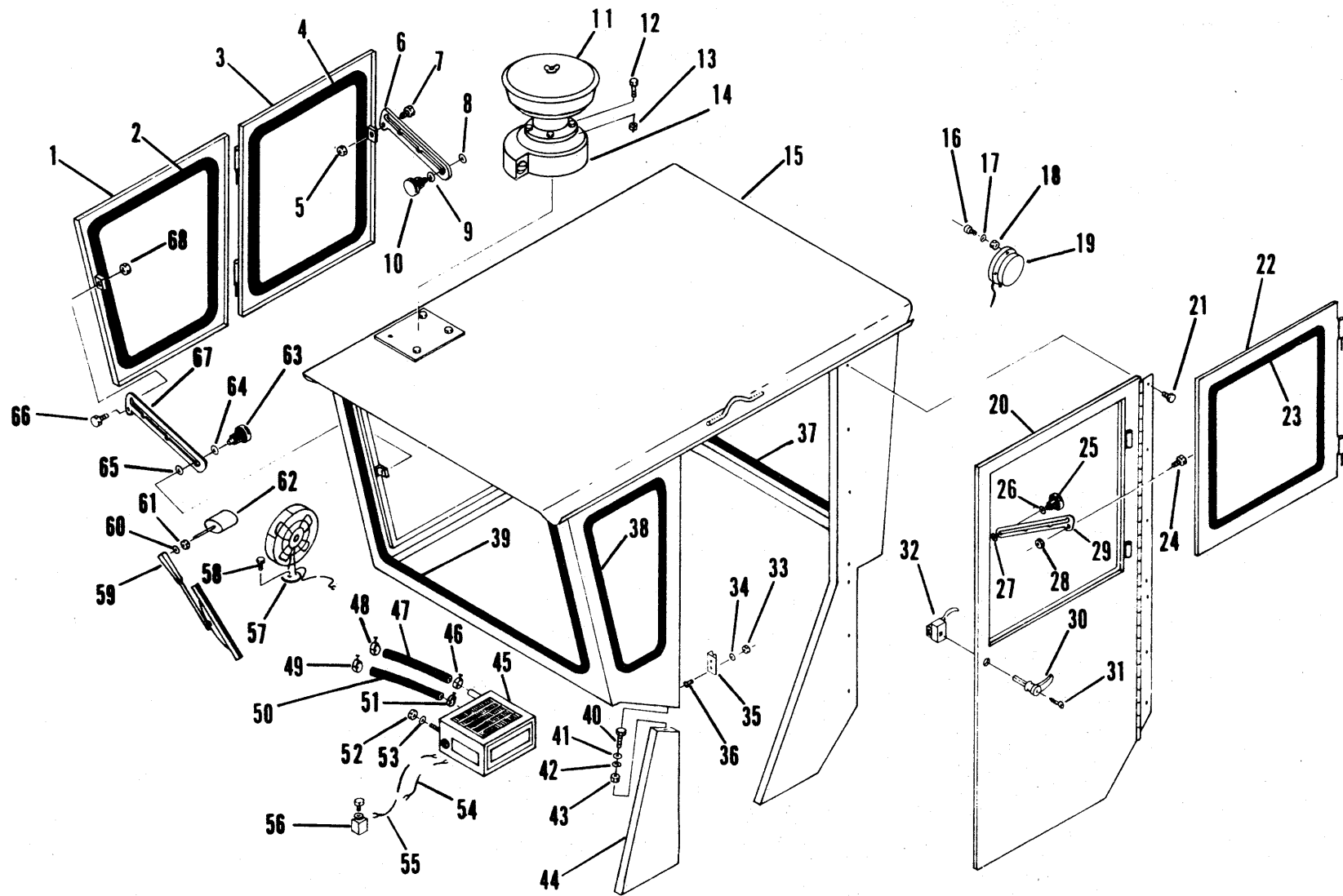
Item	Part No.	Description	Qty.
A	Cab Assy not available – Components only.		
1	1550713	WINDOW ASSY, Right Front (Inc 1A thru 10)	1
1A	1574517	GLASS – 16 3/8 x 20 7/8	1
1B	569694	RUBBER, Glass Mounting	7'
1C	1550715	STRIP, Sealer	1
1D	1550158	FRAME, Window	1
2	1550159	WINDOW ASSY, Right Rear (Inc 2A thru 2D)	1
2A	1574518	GLASS – 18 x 24	1
2B	569694	RUBBER, Glass Mounting	7'
2C	1550717	STRIP, Sealer	1
2D	1550161	FRAME, Window	1
3	1574521	GLASS, Rear (Inc 3A thru 3C)	1
3A	569694	RUBBER, Glass Mounting	10'
3B	1550719	PAD, Mounting	1
3C	1550163	FRAME, Rear Window	1
4	1569911	DOOR ASSY (Inc 4A thru 4C)	1
4A	1574519	GLASS – 22 x 24	1
4B	569694	RUBBER, Glass Mounting	8'
4C	1550168	FRAME, Door Window	1
5	1574520	GLASS, Left Front (Inc 5A thru 5E)	1
5A	569694	RUBBER, Glass Mounting	6'
5B	1550721	PAD, Front Mounting	1
5C	1550722	PAD, Sloping Mounting	1
5D	1550723	PAD, Bottom Mounting	1
5E	1550724	PAD, Back Mounting	1
6	1574516	GLASS—30 x 34 (Inc 6A thru 6C)	1

Item	Part No.	Description	Qty.
6A	569694	RUBBER, Glass Mounting	11'
6B	1550711	PAD, Mounting	1
6C	1550156	FRAME, Windshield	1
7	1550154	HEADLINER, Foam	2
8	----	HEATER ASSY (See Index)	1
9	----	SWITCH, Heater (See Index)	1
10	----	§ SLIDE ASSY	3
11	----	PRECLEANER (See Index)	1
11A	1550685	RING, Black	1
11B	1550684	GASKET, Rubber	1
12	----	BLOWER ASSY (See Index)	1
13	1550691	WIPER ASSY (See Index)	1
14	----	MOTOR, Wiper (See Index)	1
15	----	FAN, Defroster (See Index)	1
16	----	LIGHT, Dome (See Index)	1
17	----	§ HINGE, Door	1
18	1550726	LATCH, Door	1
19	1550695	HANDLE, Door Locking	1
20	1550706	HANDLE, Chrome Door	1
21	17C-624	BOLT	32
21A	25E-18	WASHER	32
21B	4E-06	LKWSHR	32
21C	61D-06	NUT	32
22	1558344	HOSE, Heater – 5/8 x 85	1
22A	1566239	CLAMP, Hose	2
23	1558345	HOSE, Heater – 5/8 x 35	1
23A	1566239	CLAMP, Hose	2
24	1550122	† PLATE, Strike	1

† Not Illustrated

§ Not Sold Separately

WHEN ORDERING PARTS, ALWAYS STATE MODEL AND SERIAL NO. OF MACHINE



NOTE: If item no. 44 is not detachable,
order from [1A4]

CAB GROUP

110A

[1A5]

4025

CAB GROUP

Item	Part No.	Description	Qty.
A	1569728	CAB ASSY (Inc 1 thru 10, 15, 20 thru 44, 63 thru 69)	1
1	948988	WINDOW ASSY, Right Front (Inc 1A & 2)	1
1A	----	§GLASS - 14 1/4 x 18 7/16 x 22	1
2	569694	GASKET, Window	7'
3	948989	WINDOW ASSY, Right Rear (Inc 3A & 4)	1
3A	----	§GLASS - 16 x 22	1
4	569694	GASKET, Window	7'
5	17D-1	NUT	1
6	1573933	ARM, Window Holdout	1
7	17C-412	BOLT	1
8	25E-18	WASHER	1
9	25E-18	WASHER	1
10	1573946	KNOB	1
11	----	PRECLEANER (See Options)	-
12	----	BOLT (See Options)	-
13	----	NUT (See Options)	-
14	----	BLOWER ASSY (See Options)	-
15	----	CAB ASSY (See "A")	-
16	----	SCREW, Machine (See Options)	-
17	----	LKWSHR (See Options)	-
18	----	NUT (See Options)	-
19	----	LIGHT, Dome (See Options)	-
20	948985	DOOR ASSY (Inc 22, 22A & 23)	1
21	17C-616	BOLT	8
22	948986	WINDOW ASSY, Door (Inc 22A & 23)	1
22A	----	§GLASS - 20 x 24	1
23	569694	GASKET, Window	8'
24	17C-412	BOLT	1
25	1573946	KNOB	1
26	25E-18	WASHER	1
27	25E-18	WASHER	1
28	17D-1	NUT	1
29	1573933	ARM, Window Holdout	1
30	1573917	HANDLE, Outside (Inc 31)	1
31	----	§KEY	1
32	948991	LATCH ASSY, Inside	1
33	17D-2	NUT	2

Item	Part No.	Description	Qty.
34	4E-05	LKWSHR	2
35	881327	CATCH, Door	1
36	7G-516	SCREW, Machine	2
37	569694	GASKET, Window	10'
37A	----	§GLASS, Rear - 26 x 32	1
38	569694	GASKET, Window	6'
38A	----	§GLASS, Left Side - 6 3/8 x 10 9/16 x 25 1/2	1
39	569694	GASKET, Window	11'
39A	----	§GLASS, Front - 30 x 32	1
40	17C-512	BOLT	2
41	25E-16	WASHER	2
42	4E-05	LKWSHR	2
43	17D-2	NUT	2
44	948987	POST, Filler	1
45	----	HEATER (See Options)	-
46	----	CLAMP (See Options)	-
47	1558344	HOSE, Heater - 5/8 x 85	1
48	----	CLAMP (See Options)	-
49	----	CLAMP (See Options)	-
50	1558345	HOSE, Heater - 5/8 x 35	1
51	----	CLAMP (See Options)	-
52	----	NUT (See Options)	-
53	----	LKWSHR (See Options)	-
54	----	WIRE, Heater Switch (See Options)	-
55	----	WIRE, Heater Switch (See Options)	-
56	----	SWITCH (See Options)	-
57	----	FAN, Defrost (See Options)	-
58	58G-1008	SCREW	4
59	----	BLADE, Wiper (See Options)	-
60	----	WASHER (See Options)	-
61	----	NUT (See Options)	-
62	----	MOTOR, Wiper (See Options)	-
63	1573946	KNOB	1
64	25E-18	WASHER	1
65	25E-18	WASHER	1
66	17C-412	BOLT	1
67	1573933	ARM, Window Holdout	1
68	17D-1	NUT	1
69	948548	*†WEATHERSTRIP	3

* NOTE: 948548 Weatherstrip is 9'-0" length only.

† Not Illustrated

§ Not Sold Separately

WHEN ORDERING PARTS, ALWAYS STATE MODEL AND SERIAL NO. OF MACHINE

UNITED STATES DEPARTMENT OF AGRICULTURE

1. The first part of the report discusses the general situation of the country and the agricultural sector. It notes that the economy is recovering from a period of stagnation and that the government has implemented various measures to stimulate growth. The agricultural sector is highlighted as a key area for development, with a focus on increasing productivity and modernizing infrastructure.

2. The second part of the report provides a detailed analysis of the agricultural sector. It examines the various crops and livestock raised, the challenges faced by farmers, and the role of government intervention. The report notes that while there has been progress in certain areas, significant challenges remain, particularly in terms of access to credit and modern farming techniques.

3. The third part of the report discusses the impact of international trade on the agricultural sector. It notes that the country has been increasingly integrated into the global market, with a focus on exports of agricultural products. The report highlights the need for continued efforts to improve the quality and competitiveness of these products in the international market.

4. The fourth part of the report discusses the role of the government in the agricultural sector. It notes that the government has implemented various policies and programs to support farmers and improve the sector. These include providing subsidies, improving infrastructure, and promoting research and development. The report also notes the need for continued government support and intervention in the sector.

5. The fifth part of the report discusses the future prospects for the agricultural sector. It notes that there is significant potential for growth and development in the sector, particularly if the government continues to implement effective policies and programs. The report also notes the need for continued efforts to improve the sector's productivity and competitiveness.

CONCLUSION

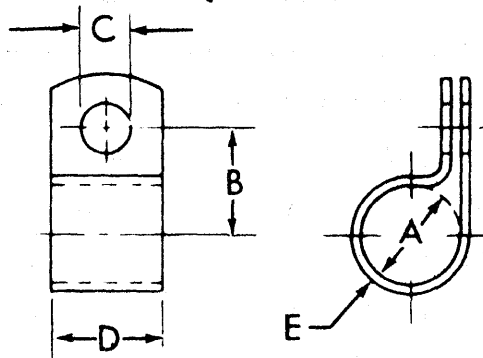
1982
 1982
 1982

CLARK EQUIPMENT COMPANY

WIRING, PIPE AND HOSE CLIPS

The following types of clips are used in connection with the various wiring, fuel, air and hydraulic piping systems employed in this unit. When replacing clips identification can be made by checking type and physical dimensions listed to obtain part number.

CLOSED CLIP



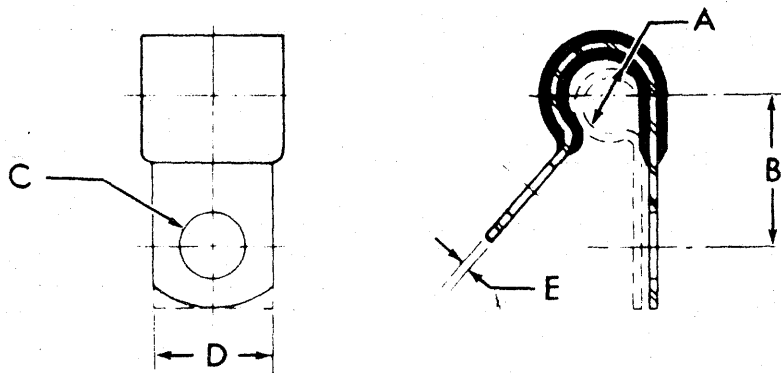
TS-5009-P

Item No.	PART NUMBER	A	B	C	D	E	F
1	6H-34	1 1/4	1 11/32	13/32	7/8	.060	

WIRING, PIPE AND HOSE CLIPS

The following types of clips are used in connection with the various wiring, fuel, air and hydraulic piping systems employed in this unit. When replacing clips identification can be made by checking type and physical dimensions listed to obtain part number.

INSULATED CLIP



TS-5008-P

Item No.	PART NUMBER	A	B	C	D	E	F
1	30H-46	13/16	15/16	13/32	3/4	.048	
2	30H-10	3/16	1/2	9/32	1/2	.032	
3	30H-36	9/16	7/8	15/32	7/8	.048	
4	30H-61	1 9/16	1 1/4	11/32	5/8	.048	
5	30H-27	7/16	3/4	13/32	3/4	.048	

WHEN ORDERING PARTS, ALWAYS STATE MODEL AND SERIAL NO. OF MACHINE

CLARK EQUIPMENT COMPANY

NUMERICAL INDEX

Part Number	Page	Part Number	Page	Part Number	Page	Part Number	Page
1C	412	51	1 8	2C	628	71	1 9
		59	1 9	2C	672	7	5K 110 37
1C	512	33	110	2C	824	1 3	5K 207 53
		49	4E 7 17	2C	840	51	1 9
1C	514	35	20	2C	1256	1 4	5K 216 37
1C	516	51	24	2D	6	49	1 8
1C	612	17	39	2D	7	17	5K 308 53
1C	616	17	43	2E	4	3	5K 824 17
		21	63	2J	6208	1 9	5K 2848 7
		39	65	3C	412	98	6C 605 45
		45	67	3C	614	47	6C 1006 1 4
		1 3	71	3C	616	39	6D 12 1 4
1C	618	17	73	3C	1024	93	6H 11 17
1C	624	17	75	3C	1028	93	6H 29 18
1C	628	17	99	3C	1036	93	6H 32 18
		39	1 9	3E	9	45	6H 34 112
1C	632	39	4E 8 2	4C	714	39	6H 41 75
1C	636	17	45	4C	820	45	6K 4 37
1C	640	17	61	4C	1224	51	7D 9 3
1C	716	20	63	4D	6	1 8	7D 12 97
1C	720	24	65	4E	4	98	7E 8 39
		39	67	4E	5	7	7G 516 110
		45	71			11	7J 2104 57
1C	816	59	73			35	8C 820 19
1C	820	39	75			51	21
1C	824	1 3	85			53	22
1C	908	45	87			55	23
1C	1028	45	89			57	8D 6 39
1C	1036	47	95			110	8D 7 39
1C	1232	1 3	1 3	4E	6	3	8D 12 57
1D	10	15	45			5	8D 18 87
1F	208	3	47			7	8G 424 5
		1 9	61			15	9E 8 51
1F	308	76	71			17	10F 2 45
1F	312	1 9	73			21	10H 25 41
1F	424	39	75			39	45
1F	432	17	93			45	91
1F	436	24	95			47	97
1F	740	5	97			51	98
1F	748	47	91	4E	12	53	10H 35 51
1F	832	87	97			55	10J 8 26
		89	1 3			61	27
		91	4E 18 87			63	28
		92	4F 4051 1 9			65	29
		95	4F 6106 1 9			67	31
1F	840	87	4J 5204 3			68	58
		89	5E 5 33			69	10J 12 35
1F	848	99	5J 304 3			71	48
1F	1648	91	5J 606 59			73	10J 24 33
1H	416	18	88			85	11E 134 45
1H	430	18	98			89	11F 12 45
1H	534	18	5J 608 57			93	11G 616 82
2C	624	26	5K 106 2			1 3	83

WHEN ORDERING PARTS, ALWAYS STATE MODEL AND SERIAL NO. OF MACHINE

CLARK EQUIPMENT COMPANY

NUMERICAL INDEX

Part Number	Page	Part Number	Page	Part Number	Page	Part Number	Page
11K	10	43	57		73		1 8
12F	14	35	53	17C	1 9		110
12F	100	35	53	17C	712	17D	2 5
12F	106	1 3	85	17C	720		7
12F	113	35	13	17C	724		53
12H	15	49	3	17C			110
12H	25	57	5			17D	3 3
13F	2	1 9	11				5
13F	4	17	15				11
		37	1 8				13
		55	110				15
		59	3				43
		1 9	5	17C	816		53
13F	8	53	13				57
		1 3	53	17C	820		61
13F	12	17	55	17C	824		63
13F	16	17	61				65
		39	63				67
14H	15	45	65				71
		1 7	67				73
15C	1672	91	68				75
15C	1688	91	69				76
15C	10104	80	71				91
15C	12112	89	73				92
15F	1	98	76				97
15G	510	57	89	17C	828		1 8
15G	607	51	1 9				1 9
16D	6	5	15			17D	6 2
16F	1	25	43	17C	832		13
16F	2	53	61	17C	1016		15
16F	6	53	63	17C	1028		61
		55	65				63
		77	67				65
16F	8	33	91				67
		39	110				93
17C	408	76	61				97
17C	412	57	63			17D	8 5
		98	65			17D	9 2
		110	57	17C	1032		91
17C	416	3	5	17C	1040		97
		5	91	17C	1232	17D	10 87
		1 7	92	17C	1240		89
		1 8	1 8				91
17C	424	7	61				97
17C	508	11	63	17C	1244	17D	11 15
17C	510	7	73			17D	12 15
17C	512	110	92	17C	1272		91
17C	514	7	93	17C	1292	17E	6 1 8
17C	516	7	65	17C	1444	17F	2 17
		53	67	17C	1456		53
17C	520	5	75	17C	16160	17K	10 43
		53	65	17D	1	18C	514 1 9
		55	67			18C	520 1 9

WHEN ORDERING PARTS, ALWAYS STATE MODEL AND SERIAL NO. OF MACHINE

CLARK EQUIPMENT COMPANY

NUMERICAL INDEX

Part Number	Page	Part Number	Page	Part Number	Page	Part Number	Page
18C	828	1 9	53	26F	3	53	55
18D	4	1 8	55	26F	4	1 3	61
18D	5	1 9	97	26K	204	13	65
18D	6	1 9	1 9	28H	17060	39	71
18D	8	5	110			98	89
18D	20	97	39	28H	17100	93	110
18D	22	87	15	28H	17390	51	61D 8 87
		89	15			1 4	89
18F	1	1 9	2	28H	18012	49	61D 12 91
18F	3	53	15	28H	18070	39	62D 5 3
19F	1	1 9	89	28H	18120	39	85
19F	3	53	91	28K	202	84	62D 6 51
		55	1 4	29D	8	59	62D 8 51
		1 8	91	29F	1	37	63D 8 85
19F	5	53	92	30F	1	37	63D 10 79
21C	616	99	87	30H	8	1 8	64D 6 77
21F	2	1 9	89	30H	10	112	64D 10 45
22F	6	17	91	30H	14	1 7	65D 24 91
23C	612	97	71	30H	27	112	92
23C	618	1 9	73	30H	36	112	71G 612 58
23C	620	63	91	30H	39	1 9	72F 2 2
		67	37	30H	46	37	11
		73	53			112	53
23C	656	97	33	30H	61	112	72G 414 76
23C	724	63	33	31F	1	37	72G 510 58
		67	33			1 7	72G 579 58
		73	35	31F	2	71	75F 2 53
23C	824	63	17			73	55
		67	33	31F	4	75	76F 1 2
		73	97	31F	5	43	53
		97	39	31F	6	43	84
23C	1044	97	82	32F	1	37	1 9
23C	1064	97	83	33F	2	71	83F 3 17
23C	1232	97	17			73	83F 10 43
23C	1272	97	39	33F	4	37	91F 5 37
24C	420	1 8	71	36F	1	33	91F 6 37
24C	1248	97	57	36F	5	43	61
24E	6	49	24	36G	606	77	63
24F	2	55	82	40K	2	33	91F 7 33
24F	11	7	83			39	91F 8 61
24F	12	7	39	40K	4	33	63
24K	10	33	39			35	65
25E	13	18	47	45G	612	1 8	67
		1 8	17	47K	3	33	71
25E	14	1 7	24			35	73
		1 8	45	58G	1008	110	91F 10 43
25E	15	18	82	61D	5	7	92G 408 76
25E	16	5	83			55	100941 47
		110	78			57	102189 45
25E	18	3	53	61D	6	5	102745 17
		5	55			7	39
		11	1 8			15	103522 45
		13	1 9			53	1 4

WHEN ORDERING PARTS, ALWAYS STATE MODEL AND SERIAL NO. OF MACHINE

CLARK EQUIPMENT COMPANY

NUMERICAL INDEX

Part Number	Page	Part Number	Page	Part Number	Page	Part Number	Page
104067	49	117225	45	206864	17		22
104203	45	117336	45		39		23
104204	45	117445	45	207647	39	217148	26
104412	45	118307	49	209313	39		28
104450	15	118308	49	209968	3	217151	26
104645	1 9	118350	45	214295	17		28
106358	33	118381	45	214596	39		29
106547	45	118769	45	214730	39	217152	27
106687	49	118771	48	214922	39		31
106689	49	118772	48	214924	39	217155	27
106710	45	118773	48	214925	39		31
106711	45	118774	48	214928	39	217156	22
106998	45	118775	48	214929	39		23
107003	45	118776	48	214930	39	217158	27
107007	45	118782	45	214931	39	217161	27
107010	45	118785	45	214932	39		28
107013	45	118786	45	214933	39		29
107706	49	118787	45	214935	39		31
107977	47	118788	45	214936	39	217162	29
107978	47	118790	45	214937	39	217164	26
109054	45	118791	45	214938	39		27
109263	45	118803	48	214939	39		28
	53	118982	47	214941	39		29
109737	49	119139	47	214945	39		31
110219	55	119141	45	214949	39	217165	27
	1 4	119187	47	214951	39	217334	27
110522	47	119214	45	214953	39		31
110523	47	119217	45	214954	39	217347	26
110528	47	119218	45	214955	39		28
110529	47	119425	47	214956	39		29
110532	47	119430	47	214958	39	217361	26
110536	47	119431	47	214961	39		27
110539	47	119659	45	214980	39		28
110541	47	119890	47	214985	17		29
110543	47	120218	45		39		31
110559	45	120707	45	214988	39	217411	26
110607	45	120771	45	215164	17		27
111135	45	121062	45	215183	17		28
111137	45	121214	45	215502	1		29
111138	45	123242	1 9		43		31
111482	1 3	123382	47	215909	2	217458	19
111658	47	125248	45		39		21
111691	47	125573	47	216388	39	217461	20
111720	47	125574	47	217099	26	217463	20
112278	45	190601	45		27	217464	22
112346	49	200216	13		28		24
112347	49	201401	35		29	217465	23
113249	49	201566	35		31		24
114192	45	201951	17	217142	26	217505	27
114193	45		39		28	217509	26
114195	49	202321	13		29		27
114197	49	202882	17	217146	19		28
116629	47	205928	24		21		29

WHEN ORDERING PARTS, ALWAYS STATE MODEL AND SERIAL NO. OF MACHINE

CLARK EQUIPMENT COMPANY

NUMERICAL INDEX

Part Number	Page	Part Number	Page	Part Number	Page	Part Number	Page
	31	217674	18	225795	26	230099	35
217520	28	217985	39		28	230102	33
217547	21	218214	26		29	230103	33
217548	20		28	225796	27	230104	33
217552	19		29	225812	26	230105	33
217555	17	218357	17		28	230106	33
217557	21	218359	27		29	230107	35
217558	17	218376	17	225813	27	230111	35
	21	218504	24		31	230112	35
217559	22	219296	39	225823	24	230113	35
	23	219297	39	225824	19	230114	35
217560	20	220983	33		21	230130	25
217562	17	221408	17	225835	20	230143	29
217563	17	221653	39	225836	20	230144	25
217565	24	221992	2	227418	33	230145	25
217566	24	222006	39	227422	33	230146	17
217567	24	222041	33	227423	33	230227	18
217568	24		35	227495	26	230229	26
217577	18	222067	18		28	230230	29
217578	18	222079	39		29	230236	25
217579	18	222167	18		31	230304	35
217580	18	222179	24	227550	33	230337	17
217581	18	222233	24	227555	33	230502	39
217582	18	222582	31	227556	33	230520	33
217583	18	223740	22	227557	33	230605	17
217584	18		23	227558	33	230610	17
217585	18		25	227561	33	230612	17
217586	18	223855	26	227562	33	230694	17
217599	27		28	227564	33	231134	33
	31		29	228094	33	231515	35
217600	19	223882	22	228095	33	231652	33
	21		23	228096	33	231653	33
	22	223901	17	229563	39	231686	35
	23		26	229566	39	232393	22
217601	26		28	229729	35		23
	28		29	229998	17	232394	26
	29		39	230000	25		27
217605	25	223997	27	230001	25		28
	27	224009	39	230004	31		31
217607	17	224026	39	230006	26	232731	33
217618	17	224039	39	230007	26	232778	27
217627	24	224066	45	230008	26	232872	17
217632	33	224083	21	230056	25	233598	2
217646	33		47	230067	25	283010	17
217647	33	224795	2	230076	17	283444	39
217648	33		39	230086	35	300058	33
217649	33	225310	35	230089	35	302602	76
217650	33	225792	19	230090	35	326881	78
217651	33		21	230091	35	425413	53
217652	33		22	230093	35	427101	53
217653	17		23	230096	35	450230	39
217654	33	225794	22	230097	35	506523	84
217669	18		23	230098	35	507052	53

WHEN ORDERING PARTS, ALWAYS STATE MODEL AND SERIAL NO. OF MACHINE

CLARK EQUIPMENT COMPANY

NUMERICAL INDEX

Part Number	Page	Part Number	Page	Part Number	Page	Part Number	Page
507064	7	584891	86	662770	35		95
507069	9	584893	86	663092	61	710990	1 4
	1 9	585064	1 8		63	711053	71
507814	53	585884	43		65		73
	55		61		67	711161	19
507816	55		63		68		20
509445	1 5		65		69		21
514278	1 8		67		71	711186	37
516775	1 8	593026	1 9		73	711298	39
517200	7	593027	1 9	663093	63	711368	1 4
517847	1 8	593028	1 9		65	711406	88
525293	17	593388	53		67	711418	19
527684	53	595086	43	663094	43		21
528651	7	600259	84		63		22
529310	1 5	602297	1 8		65		23
539825	1	618341	76		67	713186	39
540129	43	619023	39		71	713999	1 3
	61	632710	37		73	730131	87
	63	635682	5		75	730335	76
	65	643447	71		1 9	731163	2
	67		73	663095	61	731627	27
545204	43	645649	1 8		63	731714	35
547851	111	652402	5		65		97
547852	111	652448	5		67	731964	33
548088	5	652707	1 9		71	731994	1 3
	86	652770	1 9		73	742002	39
551244	5	654141	24	663096	61	742056	39
	86	654166	1 3		65	742240	99
551341	1 5	654299	81		67	742242	99
551684	1 5	654722	91		71	742261	47
551685	1 5	654724	33		73	742273	1 3
551906	39	654981	15		75	743035	25
552161	2	655071	1 3	663880	71		39
552369	91	655629	11		73	743129	1 8
552457	1 8	658128	81	664116	27	743314	33
552914	45	658927	80		31	743439	39
553956	1 5	658970	1 3	664140	2	743459	35
554843	13	659041	33		33	743667	31
559107	53		76	665199	87	743669	22
	85	659065	17		89		23
562741	91		35		91		26
569694	5		39		92		28
	110	659764	22	666542	39		29
570529	61		23	666587	33	755050	43
	71		25	666847	43	755873	1 3
	73		45	668312	97	755960	59
580274	1 5		51	675255	47	763196	1 3
580278	1 5	660411	1 3	685514	84	763281	99
580282	9	660821	35	710034	47	763451	5
	1 9	661556	86	710035	47	763750	82
581063	86	662003	80	710048	98		83
583886	5	662647	76	710790	1 3	774024	45
583887	5	662739	1 4	710917	92	774025	45

WHEN ORDERING PARTS, ALWAYS STATE MODEL AND SERIAL NO. OF MACHINE

CLARK EQUIPMENT COMPANY

NUMERICAL INDEX

Part Number	Page	Part Number	Page	Part Number	Page	Part Number	Page
774197	47	892193	10	948143	85	1302984	53
774198	47	892194	10	948144	85		55
774199	47	892195	10	948370	61	1304047	45
775561	37	892844	10		63	1304048	45
784663	11	892845	10	948542	58	1304391	17
786207	3	893446	78	948548	110	1304414	71
791233	75	894657	57	948829	58		73
791553	61	896152	78	948830	58	1304732	35
	63	896153	78	948831	58	1305367	7
	65	896497	58	948899	80	1305475	1 9
	67	896544	58	948983	1	1306048	43
	68	898704	79		78	1306141	1 8
	69	898706	79	948985	110	1306142	1 8
	71	940090	41	948986	110	1306622	63
	73	940091	41	948987	110		65
791943	1 3	940092	41	948988	110		67
799019	61	940092	41	948989	110	1306623	43
	63	940250	41	948991	110		63
	65	942614	41	949077	76		65
	67	942646	53	949078	76		67
799087	95	943957	13	949079	76		71
799371	81	944404	10	949079	76		73
801158	39	944810	10	949081	76		75
801346	2	944872	5	949083	76		1 9
815377	47		86	949084	76	1306624	61
815747	47	944982	85	949085	76		63
815786	47	945165	77	949086	76		65
816023	45	945166	77	949087	76		67
856250	24	945167	77	949088	76		71
863364	11	945168	77	949089	76		73
872382	41	945169	77	949090	76	1306625	61
881320	1 8	945170	77	949091	76		63
881327	110	945171	77	949092	76		65
882444	45	945390	41	949093	76		67
	53	945443	1	949173	1		71
884792	1 8	945444	1	949174	1		73
886285	10	946064	1 8	949175	1		75
886287	10	946227	81	949176	1	1307116	5
887764	1	946394	79	949310	78	1310120	86
	78	946395	79	952020	53	1313683	1 4
887765	78	946397	79	990022	10	1313684	1 3
887766	78	946400	79	991689	58	1313783	82
887767	78		80	991697	58		83
887768	78	946401	79	991702	58	1313948	1 3
887769	78		80	1 10478	55	1313987	1 9
887770	78	946557	41		1 4	1314967	76
888282	41	946636	79	1 11127	53	1315187	1 3
892125	81	946860	10		55	1505580	53
892129	1	946945	80	1300207	59	1507643	37
	10	946947	80	1300309	43	1507663	85
892130	10	946950	80	1300558	91	1511520	63
892191	10	946952	80	1301478	15		67
892192	10	947746	76		92		73
		947752	76	1302554	35		

WHEN ORDERING PARTS, ALWAYS STATE MODEL AND SERIAL NO. OF MACHINE

CLARK EQUIPMENT COMPANY

NUMERICAL INDEX

Part Number	Page	Part Number	Page	Part Number	Page	Part Number	Page
1511521	63	1550540	51	1550855	2	1551022	53
	67	1550541	51	1550857	13	1551024	1 7
	73	1550542	51	1550863	13	1551025	1 7
1511522	63	1550543	1 4	1550869	53	1551031	81
	67	1550556	98	1550878	43	1551032	76
	73	1550560	82	1550879	43	1551064	55
1520566	43		83	1550888	75	1551079	53
1521140	1 9	1550562	82	1550889	71	1551126	76
1522452	7		83		73	1551127	76
1522457	7	1550563	82		75	1551174	76
1522782	7		83	1550894	61	1551175	76
1526383	37	1550588	91		65	1551209	81
	75	1550598	57		71	1551218	80
1527355	1 9	1550600	2		73	1551222	78
1527543	1 9	1550643	1 3	1550895	61	1551292	1 8
1530004	7	1550668	78		65	1551299	53
1530098	5	1550682	57		71		85
1533614	43	1550683	57	1550899	53	1551321	53
1536118	37	1550684	1 8	1550913	81		55
1536340	53		110	1550914	81	1551405	71
	85	1550685	1 8	1550915	81		73
1537354	1 9		110	1550916	81	1551419	1 3
1542966	1 9	1550690	1 8	1550917	81	1551471	43
1549444	85	1550691	110	1550918	77	1551535	51
1550008	91	1550695	110	1550921	81	1551537	51
1550009	91	1550706	110	1550922	81	1551538	51
1550031	91	1550711	110	1550923	81	1551540	51
1550056	57	1550713	110	1550925	81	1551541	51
1550122	110	1550715	110	1550930	11	1551542	51
1550154	110	1550717	110	1550931	11	1551543	51
1550156	110	1550719	110	1550933	76	1551544	51
1550158	110	1550721	110	1550934	53	1551545	51
1550159	110	1550722	110	1550935	53	1551546	51
1550161	110	1550723	110	1550938	35	1551547	51
1550163	110	1550724	110		91	1551548	51
1550168	110	1550726	110		1 4	1551560	1 3
1550296	76	1550730	1 8	1550948	87	1551561	1 3
1550385	76	1550736	1 8	1550950	1 4	1551562	1 3
1550390	76	1550754	99	1550951	89	1551563	1 3
1550398	76	1550756	82	1550958	13	1551564	1 3
1550481	76		88	1550961	84	1551565	1 3
1550482	76		91	1550963	84	1551566	1 3
1550483	76		92	1550964	84	1551567	1 3
1550498	76		95	1550965	84	1551568	1 3
1550512	53		99	1550979	2	1551571	1 3
1550519	53	1550813	10	1550980	7	1551698	59
	85	1550815	7	1550983	84	1551703	1 8
1550530	53	1550821	57	1550987	92	1551738	61
	71	1550843	1 7	1550988	1 3		63
1550532	55	1550844	1 7	1550990	99	1551739	61
1550533	55	1550845	53	1550994	97		63
1550537	55	1550852	53	1551007	3	1551741	5
1550539	51	1550853	84	1551008	5	1551767	51

WHEN ORDERING PARTS, ALWAYS STATE MODEL AND SERIAL NO. OF MACHINE

CLARK EQUIPMENT COMPANY

NUMERICAL INDEX

Part Number	Page	Part Number	Page	Part Number	Page	Part Number	Page
1551768	51	1554797	91	1556789	3		76
1551771	51	1554798	91	1556791	3	1558293	76
1551772	51	1554804	91	1556794	3	1558330	53
1551840	51	1554821	91	1556797	3	1558344	1 8
1551923	1 1	1554828	91	1556798	3		110
1551947	1 1	1554831	91	1556800	3	1558345	1 8
1551950	1 1	1554832	91	1556803	3		110
1551951	1 1		92	1556930	5	1558347	53
1551952	1 1	1554833	91	1556933	5	1558440	1 7
1551953	1 1		92	1556939	5	1558441	1 7
1551954	1 1	1554856	91	1556940	5	1558442	1 7
1551958	79	1554857	91	1556942	5	1558443	1 7
1551959	80	1554860	1 7	1556959	5	1558444	1 7
1552006	84	1555130	91	1556960	5	1558445	1 7
1552010	1 4	1555455	5	1556970	5	1558446	1 7
1552013	1 4	1555750	87	1556993	5	1558447	1 7
1552023	89	1555762	87	1556997	7	1558448	1 7
1552026	91	1555766	87	1556998	57	1558449	1 7
1552030	86	1555771	87	1557014	5	1558450	1 7
1552074	91	1555778	87	1557033	15	1558451	1 7
1552086	84	1555779	91	1557048	7	1558452	1 7
1552261	53	1555784	89	1557084	71	1558453	1 7
	1 8	1555785	89		73	1558642	13
1552262	1 4	1555844	87	1557086	5	1558644	13
1552270	1 4	1555854	87	1557093	5	1558645	13
1552279	1 4	1555857	87	1557108	5	1558649	53
1552289	65		89	1557116	5	1558667	13
	67	1555872	89	1557395	91	1558670	13
1552291	63	1555882	87		92	1558674	13
	65		89	1557908	91	1558821	5
	67	1555886	87	1557917	92	1558883	86
1552293	61	1555893	89	1557962	13	1558885	86
	63	1555899	89	1558005	63	1558886	1 8
	65	1555901	89	1558125	71	1558887	86
	67	1555922	87		73	1558900	1 8
1553115	93	1556395	88	1558127	71	1558910	86
1553140	93	1556400	87		73	1558946	1 5
1553147	92	1556401	88	1558131	71	1559148	1 4
	93	1556402	88		73	1559149	1 4
1553148	92	1556403	88	1558147	15	1559156	1 4
	93	1556405	87	1558151	71	1559158	1 4
1553152	93	1556413	89		73	1559225	1 4
1553153	93	1556715	95	1558161	61	1559613	51
1553489	91	1556719	95		63	1559614	51
1553690	89	1556722	95	1558167	91	1559709	1 5
1553880	91	1556724	95	1558278	76	1559738	15
1553883	91	1556726	95	1558281	61	1560005	99
1553884	91	1556729	95		63	1560290	97
1553885	91	1556730	95	1558282	76	1560298	97
1553886	91	1556731	58	1558286	76	1560314	98
1553887	91	1556734	95	1558287	76	1560315	98
1554717	1 4	1556785	3	1558291	76	1560316	98
1554795	91	1556788	3	1558292	65	1560317	98

WHEN ORDERING PARTS, ALWAYS STATE MODEL AND SERIAL NO. OF MACHINE

CLARK EQUIPMENT COMPANY

NUMERICAL INDEX

Part Number	Page	Part Number	Page	Part Number	Page	Part Number	Page
1560318	98		68	1564634	63	1566390	1 9
1560418	99		69		67	1566413	37
1560419	99	1562537	69		73	1566414	37
1560423	99	1562566	43	1564635	63	1566415	37
1560660	97	1562570	61		67	1566419	41
1560665	97		63		73	1566420	41
1560940	97	1562571	65	1564670	82	1566421	41
1560944	91		67		95	1566422	55
1560945	91	1562572	61	1564720	65	1566428	76
1560949	97		65		67	1566465	59
1560955	97		71	1564721	61	1566466	59
1560957	99	1562676	97		63	1566467	59
1560961	97	1562788	82	1564726	53	1566468	59
1560962	97		83	1564727	53	1566478	1 1
1560977	97	1562789	82	1564787	85	1566480	1 1
1560982	97		83	1564788	53	1566481	1
1560991	97	1562795	82	1564927	84		1 1
1560994	97		83	1564945	61	1566496	9
1560995	97	1562796	82		65		1 9
1561000	97		83	1565035	15	1566499	2
1561001	97	1562797	87	1565036	15	1566501	37
1561002	91		89	1565107	43	1566601	51
1561008	97		91	1565109	43	1566603	51
1561016	97		92	1565113	82	1566619	78
1561017	97	1562851	86	1565199	77	1566622	63
1561019	97	1562852	53	1565218	1 3		67
1561110	1 3	1562853	2	1565219	1 3		78
1561475	1 3	1562864	84	1565221	1 3	1566649	1 3
1561482	1 3	1563282	63	1565222	59	1566699	1 8
1561632	59	1563419	71	1565223	59	1566701	79
1561633	59		73	1565224	59	1566702	79
1561683	57	1563590	5	1565225	59	1566705	79
1562214	5	1563593	1 3	1565229	59	1566711	80
1562215	5	1563597	1 3	1565230	57	1566712	79
1562258	7	1563706	5	1565231	1 3	1566713	79
1562270	7	1563755	111	1565232	59	1566855	43
1562284	7	1563756	111	1565233	59	1566881	79
1562288	7	1563758	111	1565574	41	1566892	1 8
1562333	91	1563766	111	1566028	1 8	1566894	1 8
1562382	97	1563772	3	1566120	99	1566938	71
1562437	97	1564220	15	1566152	88		73
1562440	1 4	1564221	15	1566166	59	1567065	78
1562474	51	1564245	43	1566239	1 8	1567066	78
1562527	65	1564247	43		110	1567072	58
	71	1564251	43	1566344	1 3	1567077	58
1562531	61	1564253	43	1566374	41	1567078	58
	63	1564273	61	1566375	41	1567079	58
	65		63	1566380	71	1567080	58
	67	1564274	65		73	1567081	58
	71		67	1566382	61	1567082	58
	73	1564276	65		63	1567084	58
1562536	61	1564317	5		67	1567085	58
	63	1564359	41		73	1567086	58

WHEN ORDERING PARTS, ALWAYS STATE MODEL AND SERIAL NO. OF MACHINE

CLARK EQUIPMENT COMPANY

NUMERICAL INDEX

Part Number	Page	Part Number	Page	Part Number	Page	Part Number	Page
1567088	58	1568303	92		1 9	1574082	1
1567125	76	1568304	92	1569824	1 9	1574243	97
1567141	76	1568305	93	1569835	1 9	1574303	1 9
1567152	53	1568499	15	1569836	5	1574308	55
1567154	53	1568581	43	1569842	63	1574392	1 9
1567156	13	1568634	61		67	1574396	1 9
1567161	53		63		73	1574407	53
1567162	53		67	1569855	1 1	1574413	5
1567164	61	1568641	93	1569856	1 1	1574415	7
	63	1568643	41	1569858	1 1	1574516	110
1567165	59	1568644	15	1569870	61	1574517	110
1567182	53	1568661	43		65	1574518	110
	55	1568662	75		71	1574519	110
1567189	55	1568668	1 4	1569911	110	1574520	110
1567192	1 9	1568675	86	1569939	1 8	1574521	110
1567193	53	1568679	111	1569944	1 8	1574522	5
1567194	1 9	1568681	2	1569947	1 8	1574810	5
1567199	1 9	1568684	53	1569953	5	1574811	15
1567200	1 9	1568829	87	1570011	1 8	1574835	1
1567211	83	1568831	87	1570012	1 8	1574841	1
1567214	93	1569188	1 8	1570996	5	1574842	1
1567216	93	1569238	91	1571019	5	1574843	1
1567400	5	1569241	71	1571231	81	1574844	1
1567401	5		73	1571232	81	1574845	1
1567402	5	1569290	5	1571381	9	1574846	1
1567404	91	1569291	5		1 9		1 1
1567410	15		1 8	1571504	1 3	1574847	1
1567414	15	1569320	43	1571751	51	1574848	1
1567629	69	1569362	43	1571804	82	1574937	1 9
1567631	69	1569387	15	1571805	82	1574938	1 9
1567633	55	1569388	15	1571812	83	1574941	1 9
1567851	69	1569403	63	1571813	83	1574942	1 9
1567853	69		67	1571868	82	1575076	13
1567856	55		73		83	1575112	63
1567858	55	1569415	86	1572001	81		67
1567865	68	1569441	13	1572002	81	1575114	63
1567867	68	1569445	73	1572103	97		67
1567871	75	1569472	63	1572143	1 8		73
1567873	75		67	1572224	76	1576160	13
1567931	2		73	1572225	76	1576229	82
1567936	75		78	1572836	91		83
1567942	71	1569520	82	1572837	91	1578847	57
	73		83	1572890	91	1578848	57
1567950	92	1569536	1 8	1573037	1 9	1578892	5
1567979	111	1569676	84	1573040	1 9	1644934	3
1567980	111	1569680	1 8	1573237	99	1671474	1 9
1568208	35	1569681	1 8	1573238	99	1700333	1 9
1568231	11	1569727	1 8	1573241	99	1727552	10
1568287	41	1569728	110	1573448	1 9	1736442	37
1568294	61	1569801	63	1573917	110		75
	63		67	1573933	110		1 9
1568296	61		73	1573946	110	1736446	1 9
	63	1569821	9	1574016	92	4109227	58

WHEN ORDERING PARTS, ALWAYS STATE MODEL AND SERIAL NO. OF MACHINE

The first part of the book is devoted to a general introduction to the subject of the history of the United States. It begins with a discussion of the early years of the nation, from the time of the first settlers to the end of the American Revolution. The author then discusses the period of the early republic, from the time of the founding of the nation to the end of the War of 1812. The third part of the book is devoted to a discussion of the period of the antebellum era, from the time of the War of 1812 to the beginning of the Civil War. The author discusses the various social and economic changes that took place during this period, and the role of the United States in the world. The fourth part of the book is devoted to a discussion of the Civil War and Reconstruction. The author discusses the causes of the war, the course of the war, and the Reconstruction period. The fifth part of the book is devoted to a discussion of the period of the Gilded Age and the Progressive Era. The author discusses the various social and economic changes that took place during this period, and the role of the United States in the world. The sixth part of the book is devoted to a discussion of the period of the New Deal and the Second World War. The author discusses the various social and economic changes that took place during this period, and the role of the United States in the world. The seventh part of the book is devoted to a discussion of the period of the Cold War and the Vietnam War. The author discusses the various social and economic changes that took place during this period, and the role of the United States in the world. The eighth part of the book is devoted to a discussion of the period of the 1960s and the 1970s. The author discusses the various social and economic changes that took place during this period, and the role of the United States in the world. The ninth part of the book is devoted to a discussion of the period of the 1980s and the 1990s. The author discusses the various social and economic changes that took place during this period, and the role of the United States in the world. The tenth part of the book is devoted to a discussion of the period of the 2000s and the present. The author discusses the various social and economic changes that took place during this period, and the role of the United States in the world.