

MICHIGAN

PARTS MANUAL

No. 4060


MODEL 110-9 II

ELEVATING TRACTOR SCRAPER

Information contained herein pertains to Tractor Serial Numbers 222B-101 and after. Also, Scraper Serial Numbers 223B-101 and after.

**Record Your Machine
Serial Number Here**

CLARK EQUIPMENT COMPANY
Construction Machinery Division



CLARK EQUIPMENT COMPANY

WHEN ORDERING REPAIR PARTS

To assure the best results and to maintain the original quality built into the machine it is important that only Clark-Approved Parts be used when new parts are required.

IMPORTANT: Always furnish the distributor with the machine serial number when ordering parts.

Order through your nearest Clark Distributor, for THE MICHIGAN LINE.

Always give serial number of machine.

Furnish: Quantity, Part Number and Description.

WHEN PARTS ARE RECEIVED

Check immediately for quantity, correctness and condition.

Advise your Michigan Distributor of any error.

Claims for damages, during shipment, should be made to the carrier immediately.

PARTS MANUAL ARRANGEMENT

The various parts groups involved in this equipment are arranged in this manual in alphabetical order. Each alphabetical parts group is page numbered separately with the page numbers prefixed by the alphabetical letter designated for that group, i.e., A1, A2, B1, B2, etc. Following the alphabetical and page number designation, and separated therefrom by a hyphen (-), is the page version number, i.e., A1-1, A1-2, etc. This designation indicates the revision number assigned to incorporate design changes in the equipment covered by that page.

Parts Groups "A" thru "Y" include all items furnished as standard equipment at date of this publication. All optional and accessory items are listed under Group "Z" in the rear of this manual. An alphabetical index is given below to permit locating individual parts and items. In addition, each alphabetical parts group contains a separate index on the first page thereof, listing the parts groups contained therein.

INDEX MODEL 110-9 II

A

Accelerator Pedal & Linkage	E23
Accessories & Options	E20, Z2, Z3, Z5
Accumulator Assy	H2, H3
Air Cleaner	E18, E19, Z3, Z5
Air Cleaner Connections	E19, Z3
Air Cleaner Element	E18, E20, Z5
Air Conditioner	Z2
Axle Group:	
Axle Assy - Elevator	A3
Axle Assy - Scraper	A5
Axle Assy - Drive	A7
Axle Differential & Carrier Assy - Drive	A9
Axle Bevel Gear Carrier & Flywheel Assy-Elevator	A11
Axle Planet Carrier Assy - Tractor	A12
Attaching Parts, Pump & Engine	E21
Attaching Parts, Parking Brake	B2

B

Battery	E7
Battery Cables	E7
Battery Compartment	S7
Battery Hold Down	S7
Belts	E20
Brake Accumulator	H2

Brake Assy, Parking	B2, B3
Brake Disc	A5, A7, B2
Brake Head Assy	B3, B4, B5
Brake Solenoid, Parking	H11
Brake Valve	V3
Breather, Fuel Tank	F10
Breather, Axle Housing	B7
Breather, Converter	T7
Breather, Transmission	T7
By-Pass Filter, Engine	E25
Brake Valve Relief	H11

C

Cab Assy	C5
Cables, Battery	E7
Cable, Emergency Engine Stop	E21
Cables & Wiring Harness	E3, E5, E7
Cap, Fuel	F10
Cap, Radiator	R2
Carrier Assy, Differential	A9
Carrier Assy, Planet	A3, A12
Case, Transmission	T7
Chain Adjustment, Elevator	E9
Chain, Elevator	E11

CLARK EQUIPMENT COMPANY

Charging Pump, Converter & Transmission	... C9, E21, V9
Cleaner, Air	E18, E19, Z3, Z5
Clips — Wiring, Pipe & Hose	C3
Cockpit Hydraulic Shift Control Linkage	T12
Compartment, Battery	S7
Control, Elevator	E13
Control Valve Assy, Main	V5
Control Valve Assy, Transmission Hydraulic Shift	V7
Controls, Engine	E23
Converter Group:	
Converter Assy	C9
Converter Charging Pump	C9, V9
Converter Housing, Torque	C9, T7
Converter Pressure Regulating Valve Assy	V7, V9
Converter Temperature Switch	E7, H16
Core, Radiator	R2
Cushions, Seat & Air Tank	S3
Cylinder Group:	
Cylinder, Lift & Ejection	C10, C11, C12
Cylinder, Steering	C13

D

Dash Bulbs	E3
Decals & Nameplates	N2
Differential & Carrier Assy, Tractor	A9
Dipstick, Fuel	F10
Dipstick, Transmission	T7
Disc Brake	A5, A7, B2
Defroster, Heater & Pressurizer	C7

E

Electrical Group:	
Electrical Gauges & Instrument Panel	E3, E5
Electrical System, Tractor	E7
Wiring Diagram	E7
Wiring Harness & Cables	E3, E5, E7
Element, Air Cleaner	E18, E20, Z5
Elements, Filter	E20, H7, H9
Elevator Group:	
Elevator Accumulator	H3
Elevator Assembly	E9
Elevator Axle	A3
Elevator Control Lever	E13
Elevator Chain	E11
Elevator Flywheel	A11
Elevator Hydraulic System	E9, H7
Elevator Motor	E15
Elevator Pump	P5
Endgate and Stabilizer	E17
Engine Group:	
Engine Attaching Parts, Converter & Transmission	E21
Engine & Accessories	E20
Engine Air Cleaner & Connections	E19, Z3
Engine Oil By-Pass Filter & Lines	E25
Engine & Hydraulic Replacement Elements	E20
Engine Controls	E23
Engine Emergency Stop	E21
Engine Exhaust Pipe, Muffler & Connections	E24
Engine Oil By-Pass, Filters & Lines	E25
Engine Fan	E20

Engine Filter & Elements	E20
Engine Hourmeter Switch	E7
Engine Oil Pressure Switch	E7
Engine Temperature Switch	E7
Engine Support Bracket	F9

F

Fan Belt	E20
Fan, Engine	E20
Fan Shroud, Radiator	R2
Fenders	S7
Filter Hydraulic System, Elevator	H7
Filter Hydraulic System, Lift & Ejection	H9
Filter Assy, By-Pass	E20, E25
Filter Elements	E20
Filter, Transmission & Converter Oil	E20, V9
Floor Roller	F3
Floor, Scraper Rolling	F5
Flywheel, Elevator	A11
Frame Group:	
Frame, Transmission Mounts	F9
Frame, Guards	F9
Frame, Scraper Main	F7
Frame, Tractor	F9
Front Brake Assy	F4, F5
Front Drive Planet Carrier Assy	A12
Fuel Filler Cap	F10
Fuel Tank	F10

G

Gauges, Instrument Panel	E3
Gear Shift Lever, Transmission	T12
Grille, Hood, Firewall	S6
Guard, Engine	F9
Guard, Elevator Motor	E9
Guard, Transmission	F9

H

Headlight Assy	E7, S7
Heater, Pressurizer & Defroster	C7
Hitch Yoke	Y2
Hood	S7
Horn	E7, S7
Horn Button	E7
Hourmeter, Engine	E3
Housing, Axle	A3, A7
Housing, Torque Converter	C9
Hydraulic Group:	
Hydraulic Accumulator Assy, Brake & Elevator	H2, H3
Hydraulic Motor, Elevator	E15
Hydraulic Oil Reservoir	H17
Hydraulic Cylinders	C10, C11, C12, C13
Hydraulic System, Ejection	H9
Hydraulic System, Parking Brake	H11
Hydraulic System, Steering	H13
Hydraulic System, Elevator	H7
Hydraulic System, Lift & Ejection	H9
Hydraulic System, Converter & Transmission	H16
Hydraulic System, Transmission Shifting	H15

CLARK EQUIPMENT COMPANY

Hydraulic Pump, Converter Charging	C9, E21, V9
Hydraulic Pump, Elevator	P5
Hydraulic Pump, Steering, Lift & Ejection	P6
Hydraulic Shift Control Valve Assy	V7
Hydraulic Valve Check	H5
Hydraulic Valve, Converter Regulating	V9
Hydraulic Valve Relief	H5, H11
Hydraulic Valve, Steering	S9

I

Ignition Switch	E3
Indicator, Air Cleaner Restrictor	E18, Z3
Instrument Panel – Front	E3
Instrument Panel – Rear	E5

L

Lift & Ejection Cylinders	C10, C11, C12
Lift & Ejection Control Valve	V5
Light, Head Assy	E7, S7
Light Switch	E3
Links, Steering Assy	S10
Linkage, Shift Control	T12
Linkage, Lift & Ejection	V10

M

Motor, Elevator Hydraulic	E15
Mount, Engine	F9
Mount, Transmission	F9
Muffler & Connections	E24

N

Nameplate Group:	
Nameplates & Decals	N2

O

Oil Cooler, Radiator & Connections	R2
Oil Filter, Transmission & Converter	V9
Oil Pressure Switch, Engine	E7
Oil Reservoir, Hydraulic	H17
Options & Accessories Group	Z2, Z3, Z5

P

Panel, Instrument	E3, E5
Parking Brake Solenoid	E7, H11
Parking Brake Assy	B2, B3
Pedal, Accelerator	E23
Planet Carrier Assy	A3, A12
Pressure Regulating Valve, Converter	V9
Pressurizer, Heater & Defroster	C7
Propeller Shafts & Pump Group:	
Propeller Shafts	P2, P3
Charging Pump, Converter & Transmission	C9, E21, V9
Pump, Attaching Parts	E21
Pump, Lift, Ejection & Steering	P6
Pump, Elevator	P5

R

Radiator Group:	
Radiator Cap	R2
Radiator Connections	R2

Radiator Core	R2
Receiver, Hitch Yoke	Y2
Regulating Valve, Converter Pressure	V9
Regulator, Voltage	E20
Reservoir, Hydraulic Oil	H17
Roller, Rolling Floor	F3
Rolling Floor	F5

S

Scraper Main Frame	S7
Seat Belt Assy	S2
Sender Unit Engine Oil Pressure	E7
Sender Unit, Engine Temperature	E7
Shafts, Propeller	P2, P3
Sheetmetal & Steering Group:	
Seat	S3
Seat Suspension Valve	S5
Sheetmetal Group	S7
Steering Linkage	S10
Steering Column & Valve Assy	S9
Shift Control Hydraulic System, Transmission	H15
Shroud, Fan	R2
Shutter, Ventilator	S5
Solenoid, Parking Brake	E7, H11
Starter	E20
Steering Cylinder Assy	C13
Steering Hydraulic System	H13
Steering Linkage	S10
Steering Pump	P6
Steering Valve & Column Assy	S9
Steering Wheel	S9
Suspension, Seat	S5
Switch, Ignition	E3
Switch, Light	E3
Switch, Low Pressure Parking Brake	E7, H11
Switch, Windshield Wiper	C5

T

Tank, Air	S3
Tank, Hydraulic	H17
Tank, Fuel	F10
Temperature Switch, Converter	E7, H16
Temperature Switch, Engine	E7
Tire & Wheel Data	W2, W3
Torque Converter Assy	C9
Torque Converter Housing	C9, T7
Tractor Main Frame	F9
Transmission & Converter Hydraulic System	H16
Transmission Group:	
Transmission Assy	T3, T5, T7, T9, T11
Transmission Case & Converter Housing Group	T7
Transmission Control Valve Assy	C9, V7
Transmission Clutch Group	T9
Transmission Shift Control Hydraulic System	H15
Transmission Shift Control	T12
Transmission Dipstick	T7
Transmission Shift Lever	T12
Transmission Mount	F9
Transmission Input Group	T11

CLARK EQUIPMENT COMPANY

V

Valve Group:

Valve Assy, Brake	V3
Valve Assy, Hydraulic Shift Control	V7
Valve Assy, Lift & Ejection	V5
Valve Assy, Steering	S9
Valve, Brake Solenoid	E7, H11
Valve, Converter Pressure Regulating	V9
Valve, Cushion.....	H13
Valve Control Linkage, Lift & Ejection	V10
Ventilator Shutter	C5
Voltage Regulator	E20

W

Water Pump Belt	E20
Wheel & Windshield Group:	

Wheel & Tire Data	W2, W3
Windshield & Wiper	C5
Windshield Wiper Motor Assy	C5
Wheel, Steering	S9
Wiring & Battery Cables	E7
Wiring Diagram	E7
Wiring, Pipe & Hose Clips	C3

Y

Yoke Group:

Yoke, Hitch	Y2
Yoke, Scraper	Y3

Z

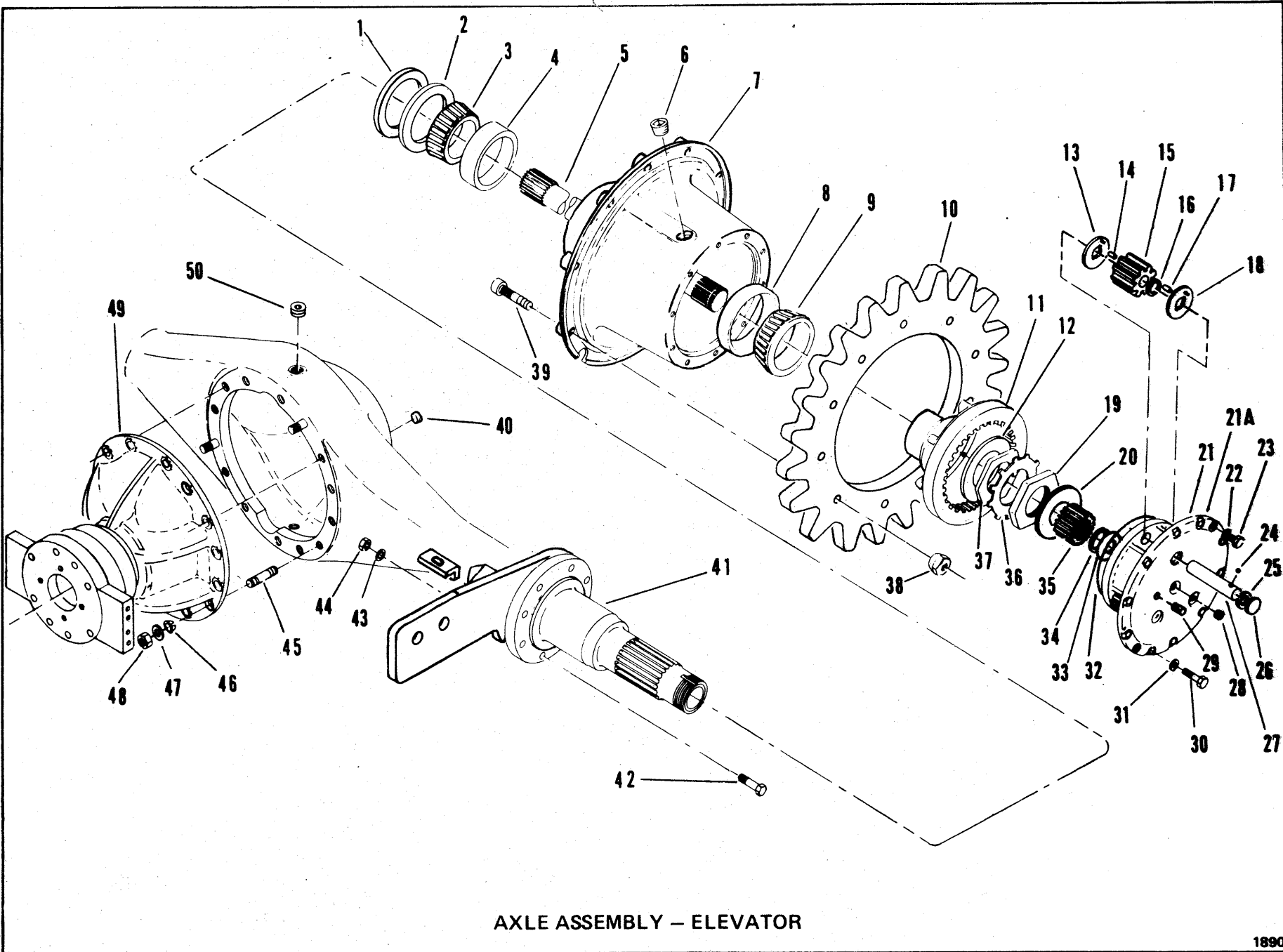
Options & Accessories	Z2, Z3, Z5
-----------------------------	------------

CLARK EQUIPMENT COMPANY

"A" GROUP CONTENTS

Axle Group:

Axle Assembly – Elevator	A 3
Axle Assembly – Scraper	A 5
Axle Assembly – Tractor	A 7
Axle Differential & Carrier Assembly – Drive	A 9
Axle Bevel Gear Differential Carrier & Flywheel Assembly – Elevator	A 11
Axle Planet Carrier Assembly – Elevator	A 3
Axle Planet Carrier Assembly – Tractor	A 12



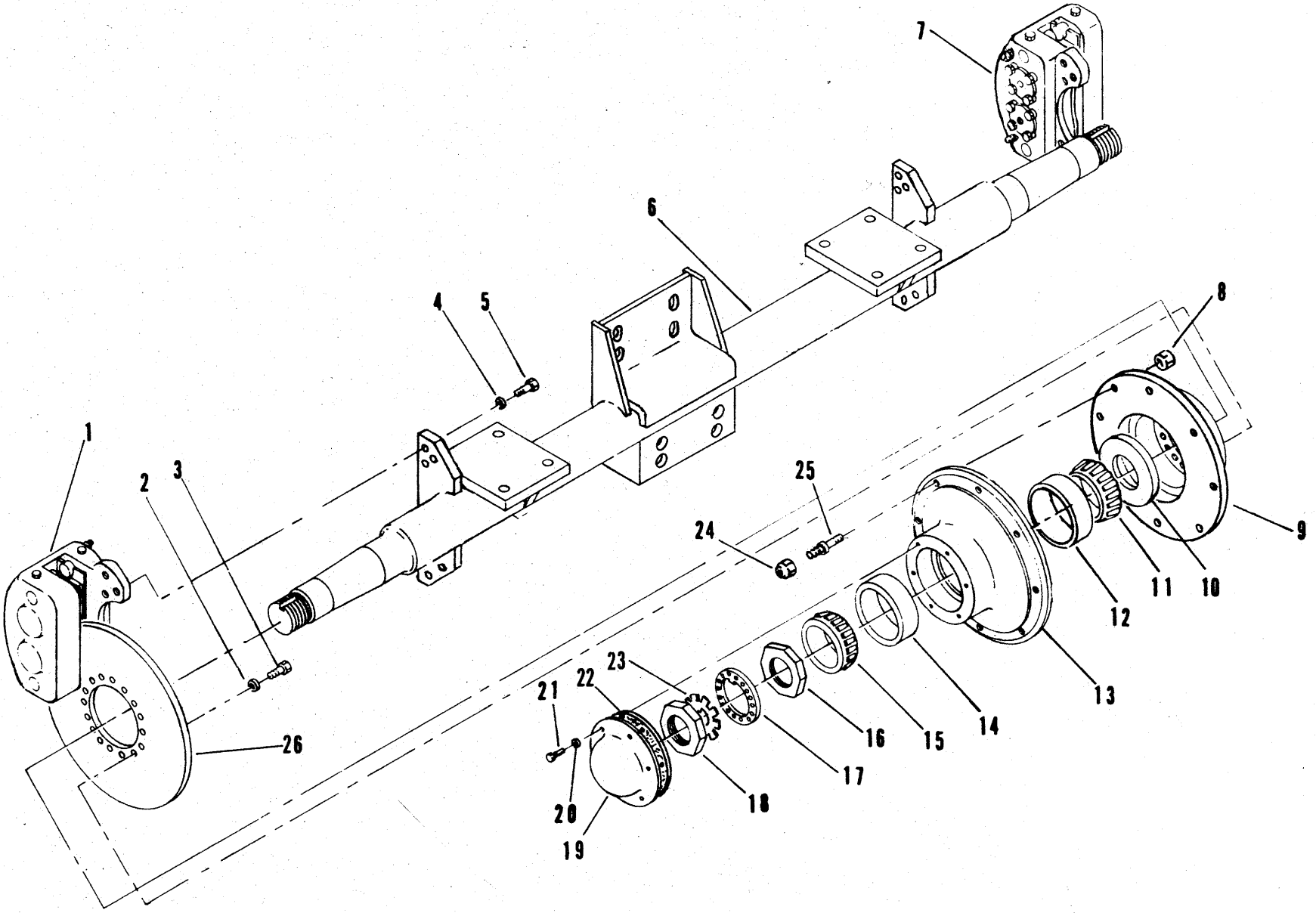
AXLE ASSEMBLY - ELEVATOR

CLARK EQUIPMENT COMPANY

AXLE ASSEMBLY – ELEVATOR

Item	Part No.	Description	Qty.
A	1580898	AXLE KIT (Inc. 1 thru 9, 11 thru 37, 40 thru 50)	1
1	123849	PROTECTOR, Hub Oil Seal	2
2	123848	SEAL, Hub Oil	2
3	1318334	CONE, Hub Bearing – Inner	2
4	1318336	CUP, Bearing – Inner	2
5	123847	SHAFT, Axle	2
6	119469	PLUG, Hub Drain	2
7	123856	HUB ASSY (Inc. 4, 8)	2
8	1318337	CUP, Bearing – Outer	2
9	1318335	CONE, Hub Bearing – Outer	2
10	1573286	SPROCKET	2
11	123860	HUB, Internal Gear	2
12	106572	WASHER, Housing Tube	2
13	124574	WASHER, Planet	2
14	124576	ROLLER, Planet Gear	87
15	124573	GEAR, Planet	3
16	124577	SPACER, Roller	3
17	124576	ROLLER, Planet Gear	87
18	124574	WASHER, Planet	3
19	102313	NUT, Outer Spindle	2
20	121166	WASHER, Sun Gear Thrust	2
21	124578	PLANET CARRIER ASSY (Inc. 13 thru 18, 21A, 24 thru 29, 34)	1
21A	124579	CARRIER, Planet	2
22	4E-08	LKWSHR	4
23	1C-808	BOLT, Planet Carrier Puller	4
24	10J-12	BALL, Planet Shaft	3
25	672907	RING, Planet Shaft Retaining	3
26	12F-200	PLUG, Planet Expansion	3
27	124575	SHAFT, Planet	3
28	10F-02	PLUG, Planet Carrier	2
29	11F-04	PLUG, Planet Oil Level	2
30	100970	BOLT, Planet Carrier	24
31	106762	WASHER	24
32	107348	O-RING, Planet Carrier	2
33	121166	WASHER, Axle Shaft Thrust	2
34	224031	RING, Sun Gear Retaining	2
35	124095	GEAR, Sun	2
36	102314	LOCK, Spindle Nut	2
37	102313	NUT, Inner Spindle	2
38	17D-09	LOCKNUT	20
39	23C-1048	BOLT	20
40	11F-12	PLUG, Housing Drain	1
41	-----	HOUSING, Axle See "A"	1
42	23C-1040	BOLT	16
43	4E-10	LKWSHR	16
44	61D-10	NUT	16
45	120546	STUD, Carrier to Housing	12
46	103216	DOWEL, Carrier Stud	3
47	112278	WASHER, Carrier Stud	12
48	64D-07	NUT, Carrier Stud	12
49	-----	BEVEL GEAR CARRIER & FLYWHEEL ASSY – See Index	1
50	119469	PLUG, Housing	1

WHEN ORDERING PARTS, ALWAYS STATE MODEL AND SERIAL NO. OF MACHINE



AXLE ASSEMBLY - SCRAPER

CLARK EQUIPMENT COMPANY

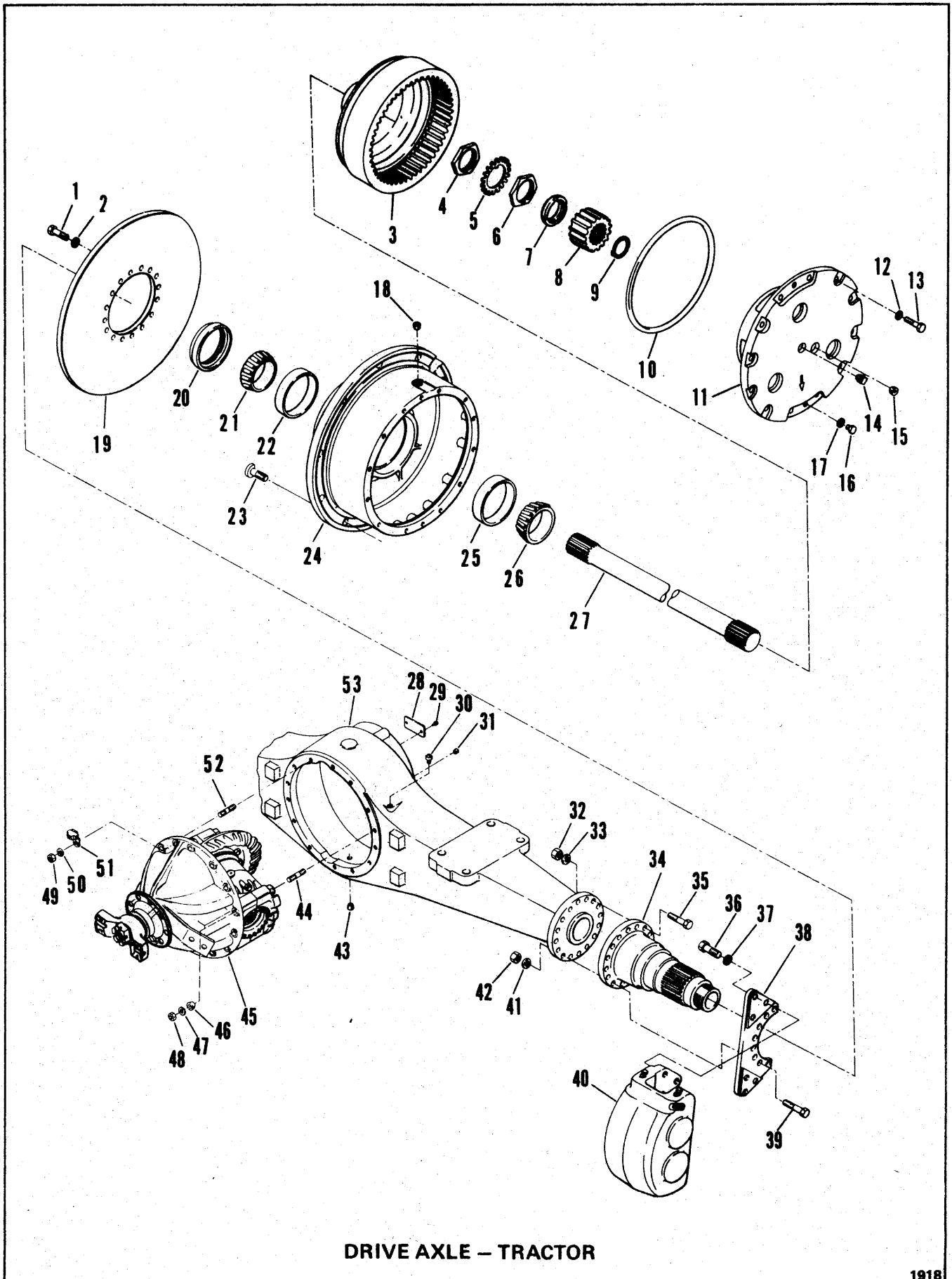
AXLE – SCRAPER

Item	Part No.	Description	Qty.
A	1580916	AXLE ASSY (Inc. 6, 8 thru 23)	1
1	-----	BRAKE ASSY, R.H. – See Index	1
2	104412	WASHER	32
3	517343	BOLT	32
4	111656	WASHER	12
5	110305	BOLT	12
6	1580629	AXLE (Inc. 16, 17, 18 & 23)	1
7	-----	BRAKE ASSY, L.H. – See Index	1
8	121062	NUT	20
9	1574770	ADAPTER	2
10	1579605	SEAL	2
10A	1579606	† RING, Deflector	2
11	742246	CONE	2
12	743151	CUP	2
13	1580688	HUB	2
14	742272	CUP	2
15	742273	CONE	2
16	1568668	NUT	2
17	1552013	WASHER	2
18	1552279	NUT	2
19	1580914	CAP	2
20	4E-05	LKWSHR	12
21	23C-508	BOLT	12
22	1580913	GASKET	2
23	1578616	WASHER	2
24	103522	NUT	20
25	102828	STUD	20
26	121776	DISC	2

† Not Illustrated

WHEN ORDERING PARTS, ALWAYS STATE MODEL AND SERIAL NO. OF MACHINE

CLARK EQUIPMENT COMPANY



DRIVE AXLE - TRACTOR

1918

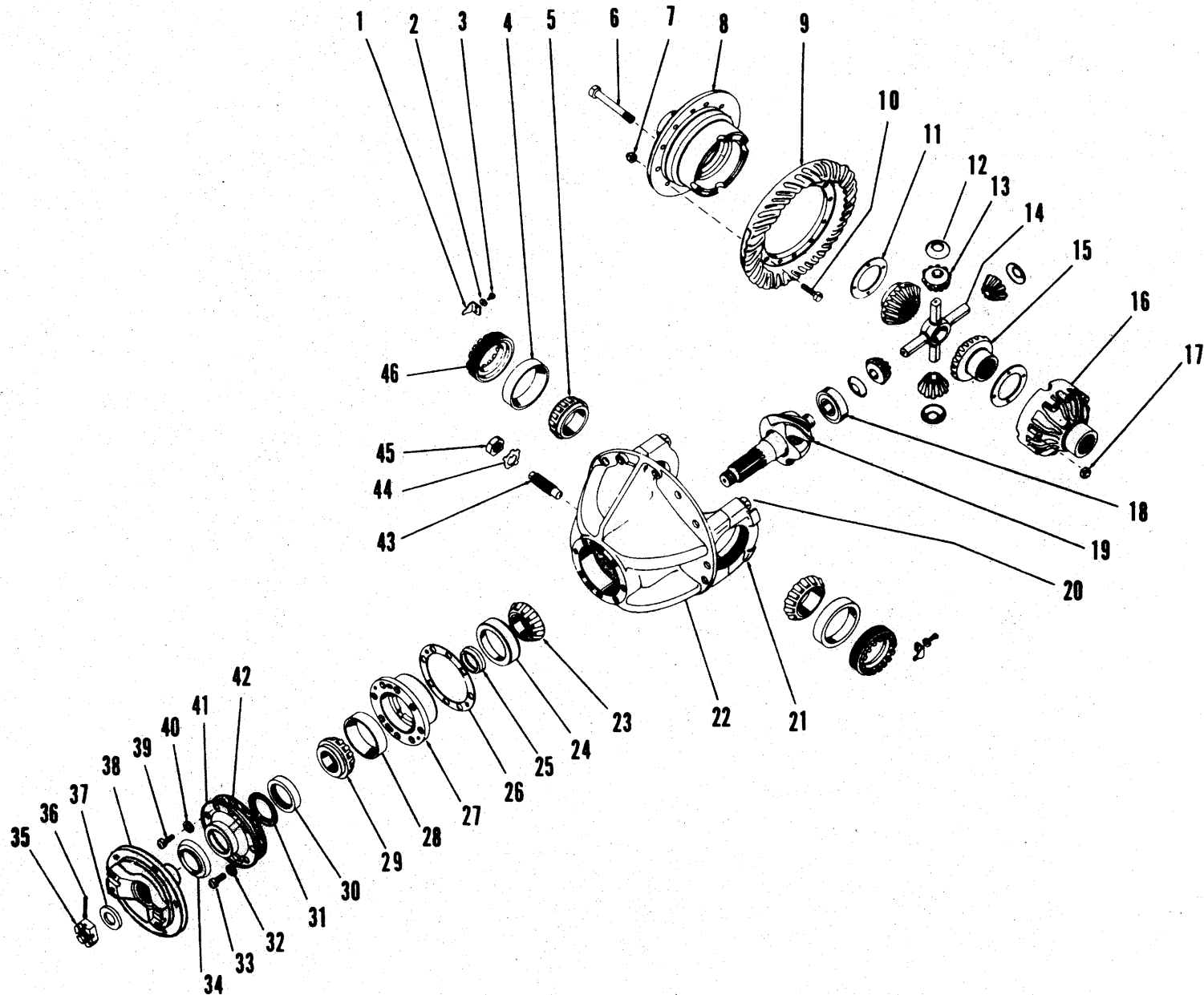
CLARK EQUIPMENT COMPANY

DRIVE AXLE – TRACTOR

Item	Part No.	Description	Qty.
A	192284	AXLE ASSY (Inc. 1 thru 53)	1
1	124158	BOLT	32
2	104412	WASHER	32
3	123904	INTERNAL GEAR & HUB	2
4	121013	NUT, Spindle	2
5	121014	LOCK, Spindle Nut	2
6	121013	NUT, Spindle	2
7	121015	SLEEVE, Sun Gear Thrust	2
8	121798	SUN GEAR	2
9	224116	RING	2
10	107348	O-RING	2
11	-----	PLANET CARRIER ASSY – See Index	2
12	106762	WASHER	24
13	100970	BOLT	24
14	10F-02	PLUG	2
15	11F-04	PLUG	2
16	-----	OMIT	—
17	-----	OMIT	—
18	119469	PLUG	2
19	125435	DISC, Brake	2
20	121012	SEAL	2
21	672005	CONE	2
22	672004	CUP	2
23	121808	STUD	24
23A	64D-12	† NUT, Wheel	24
24	121785	HUB & CUP ASSY (Inc. 22, 25)	2
25	668553	CUP	2
26	675261	CONE	2
27	124083	SHAFT, Axle	2
28	120707	NAMEPLATE	1
29	6C-605	SCREW	2
30	106656	BREATHER ASSY	1
31	16F-12	PLUG	1
32	106998	NUT	16
33	104412	WASHER	16
34	121802	SPINDLE.....	2
35	106733	BOLT	12
36	110305	BOLT	12
37	111656	WASHER	12
38	122630	PLATE ASSY	2
39	121781	BOLT	16
40	-----	BRAKE HEAD ASSY, L.H. – See Index	1
40A	-----	BRAKE HEAD ASSY, R.H. – See Index	1
41	104412	WASHER	16
42	106998	NUT	16
43	119469	PLUG, Drain	1
44	112286	STUD	3
45	-----	DIFFERENTIAL & CARRIER ASSY – See Index	1
46	112287	DOWEL	3
47	106762	WASHER	3
48	64D-08	NUT	3
49	64D-08	NUT	11
50	106762	WASHER	12
51	550319	TEE	1
52	112286	STUD	11
53	126464	HOUSING, Axle	1
54	125434	† HUB & DISC ASSY (Inc. 1, 2, 19, 22 thru 25)	2

† Not Illustrated

WHEN ORDERING PARTS, ALWAYS STATE MODEL AND SERIAL NO. OF MACHINE



DIFFERENTIAL AND CARRIER ASSEMBLY - TRACTOR

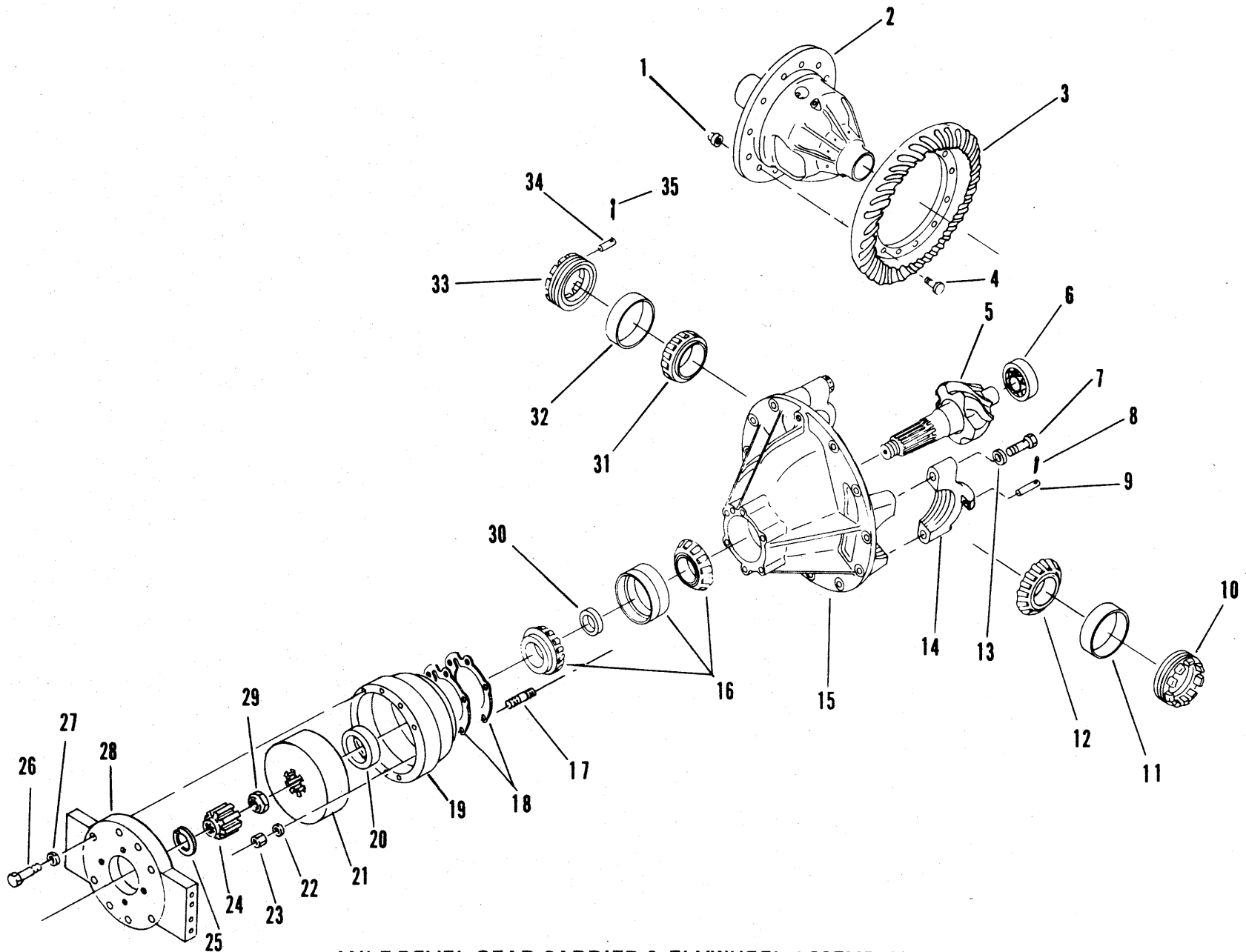
CLARK EQUIPMENT COMPANY

DIFFERENTIAL AND CARRIER ASSEMBLY

Item	Part No.	Description	Qty.
A	124079	DIFFERENTIAL & CARRIER ASSY (Inc. 1 thru 46)	1
1	100941	LOCK, Adjusting Nut	2
2	4E-06	LKWSHR	2
3	1C-614	BOLT	2
4	667275	CUP	2
5	654144	CONE	2
6	118475	BOLT	8
7	104168	NUT	12
8	-----	§ DIFFERENTIAL CASE, Flanged Half - See Item 49	1
9	-----	§ RING GEAR - See Item 48	1
10	101196	BOLT	12
11	118474	WASHER	2
12	101244	WASHER	4
13	815745	GEAR & PINION SET	1
14	117022	SPIDER	1
15	104167	GEAR	2
16	-----	CASE DIFFERENTIAL, Plain Half - See Item 49	1
17	104168	NUT	8
18	667466	BEARING, Inner Pinion	1
19	-----	PINION - See Item 48	1
20	123831	BOLT	4
20A	26E-14	† LKWSHR	4
21	-----	§ CAP, Carrier	2
22	112289	CARRIER ASSY (Inc. 20, 20A, 21)	1
23	667276	CONE	1
24	658988	CUP	1
25	815172	SPACER KIT	1
26	101257	‡ SHIM (.004)	-
26A	125567	‡ SHIM (.007)	-
26B	125568	‡ SHIM (.010)	-
27	110843	CAGE ASSY (Inc. 24, 28)	1
28	667278	CUP, Outer	1
29	667277	CONE, Outer	1
30	110897	SEAL	1
31	-----	OMIT	-
32	4E-09	LKWSHR	7
33	17C-936	BOLT	7
34	-----	OMIT	-
35	101262	NUT	1
36	1F-732	COTTER	1
37	101263	WASHER	1
38	112084	COMPANION FLANGE	1
39	17C-836	SCREW	1
40	4E-08	LKWSHR	1
41	110847	RETAINER, Oil Seal	1
42	101254	GASKET	1
43	121241	SCREW	1
44	-----	OMIT	-
45	8D-18	NUT	1
46	123747	NUT, Adjusting	2
47	118499	† DIFFERENTIAL BODY SUB-ASSY (Inc. 11 thru 15, 49)	1
48	815170	† GEAR & PINION SET (Inc. 9, 19)	1
49	815736	† DIFFERENTIAL CASE KIT (Inc. 6, 8, 11, 12, 16, 17)	1

- † Not Illustrated
- ‡ As Required
- § Not Sold Separately

WHEN ORDERING PARTS, ALWAYS STATE MODEL AND SERIAL NO. OF MACHINE



AXLE BEVEL GEAR CARRIER & FLYWHEEL ASSEMBLY - ELEVATOR

CLARK EQUIPMENT COMPANY

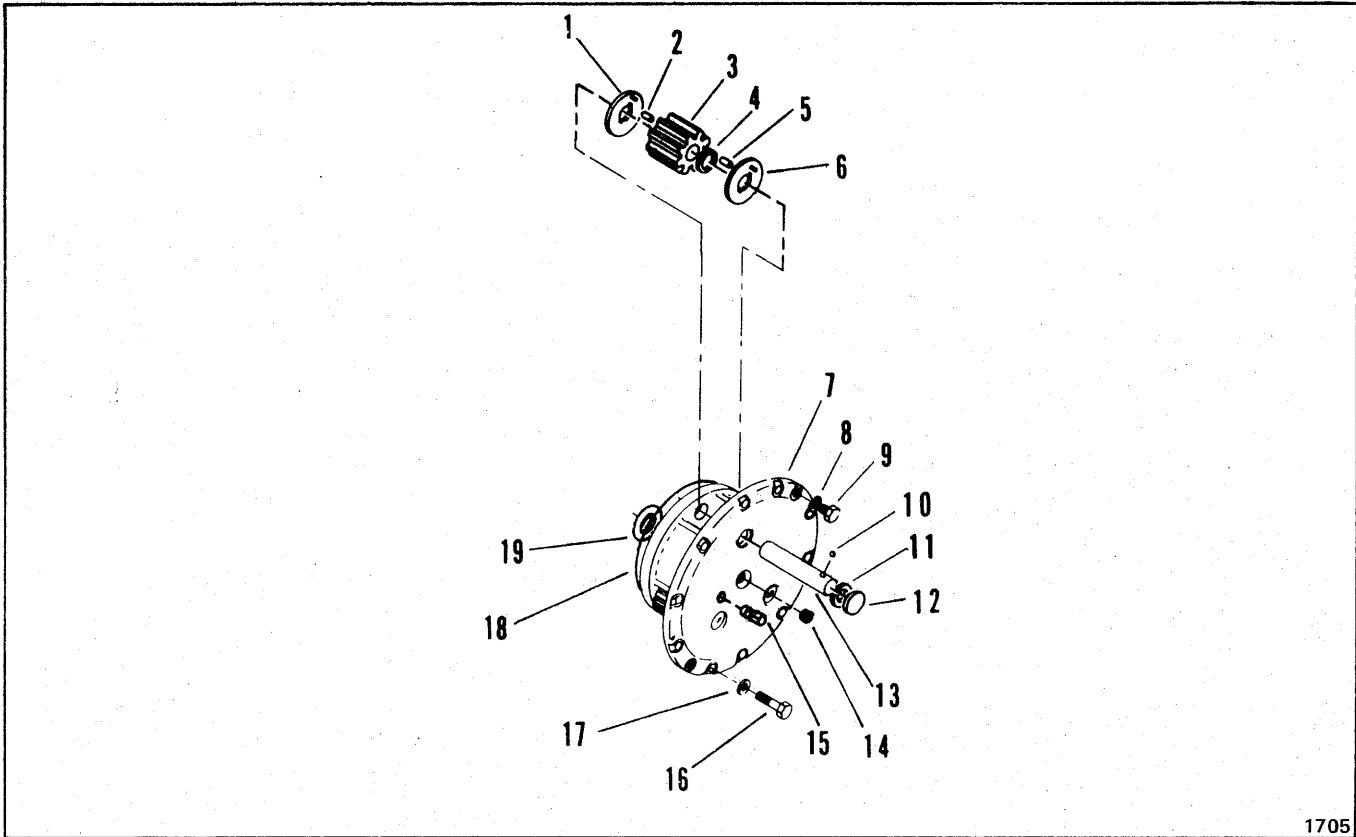
AXLE BEVEL GEAR CARRIER & FLYWHEEL ASSEMBLY – ELEVATOR

Item	Part No.	Description	Qty.
A	125490	BEVEL GEAR & CARRIER ASSY (Inc. 1 thru 35)	1
1	109389	NUT	12
2	123851	CARRIER	1
3	122443	RING GEAR & PINION SET (Inc. 5)	1
4	101424	BOLT	12
5	-----	§ PINION – See 3	—
6	111437	BEARING	1
7	1C-1040	BOLT	4
8	1F-428	COTTER	1
9	101411	PIN	1
10	123746	NUT, Adjusting	1
11	667279	CUP	1
12	648334	CONE	1
13	3E-10	LKWSHR	4
14	-----	§ CAP	2
15	113124	CARRIER (Inc. 7, 13, 14)	1
16	111735	BEARING ASSY	1
17	112923	STUD	6
18	102359	‡ SHIM	—
18A	102360	‡ SHIM	—
19	125492	HOUSING	1
20	111646	SEAL	1
21	125493	FLYWHEEL ASSY	1
22	106762	WASHER	6
23	64D-08	NUT	6
24	125496	COUPLING	1
25	223862	RETAINER	1
26	17C-828	BOLT	8
27	106762	WASHER	8
28	125497	ADAPTER	1
29	216058	NUT	1
30	101409	SPACER	1
31	648334	CONE	1
32	667279	CUP	1
33	123746	NUT	1
34	101411	PIN	1
35	1F-428	COTTER	1

‡ As Required

WHEN ORDERING PARTS, ALWAYS STATE MODEL AND SERIAL NO. OF MACHINE

CLARK EQUIPMENT COMPANY



1705

AXLE PLANET CARRIER ASSEMBLY – TRACTOR

Item	Part No.	Description	Qty.
A	123267	AXLE PLANET CARRIER ASSY	1
1	106350	WASHER, Planet	3
2	121792	ROLLER, Planet	87
3	121790	GEAR, Planet	3
4	106352	SPACER, Roller	3
5	121792	ROLLER, Planet Gear	87
6	106350	WASHER, Planet	3
7	123268	SPIDER, Planet Carrier	1
8	4E-08	LKWSHR	4
9	1C-808	BOLT, Planet Carrier Puller	4
10	10J-12	BALL, Planet Shaft	3
11	868744	RING, Planet Shaft Retaining	3
12	12F-112	PLUG, Planet Expansion	3
13	123270	SHAFT, Planet	3
14	10F-02	PLUG, Planet Carrier	1
15	11F-04	PLUG, Planet Oil Level	1
16	100970	BOLT, Planet Carrier	24
17	106762	WASHER	24
18	107348	O-RING, Planet Carrier	1
19	121166	WASHER, Axle Shaft Thrust	1

WHEN ORDERING PARTS, ALWAYS STATE MODEL AND SERIAL NO. OF MACHINE

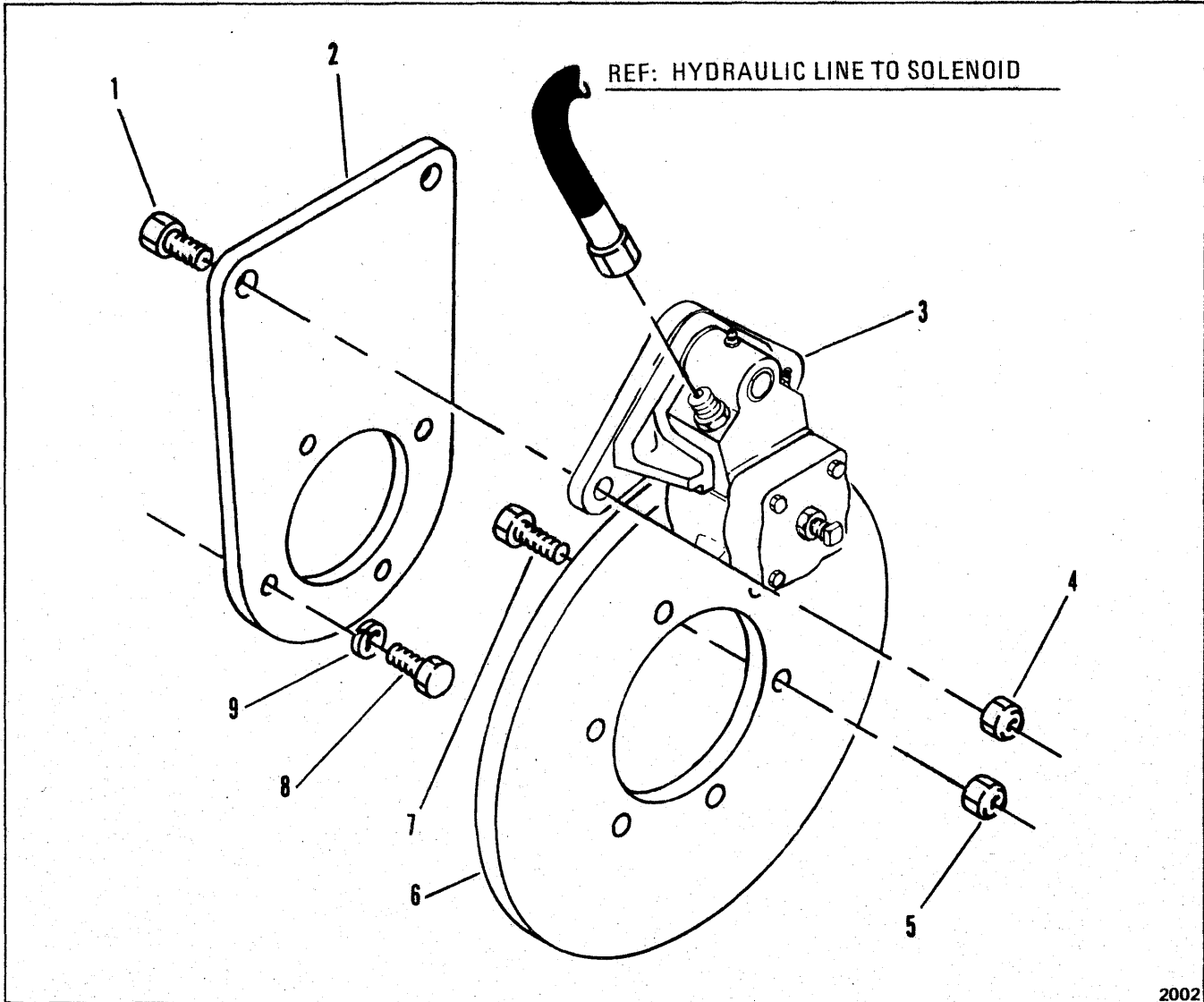
CLARK EQUIPMENT COMPANY

"B" GROUP CONTENTS

Brake Group:

Parking Brake – Attaching Parts	B 2
Brake Head Assembly – Parking	B 3
Brake Head Assembly – Scraper & Tractor – L.H.	B 4
Brake Head Assembly – Scraper & Tractor – R.H.	B 5

CLARK EQUIPMENT COMPANY

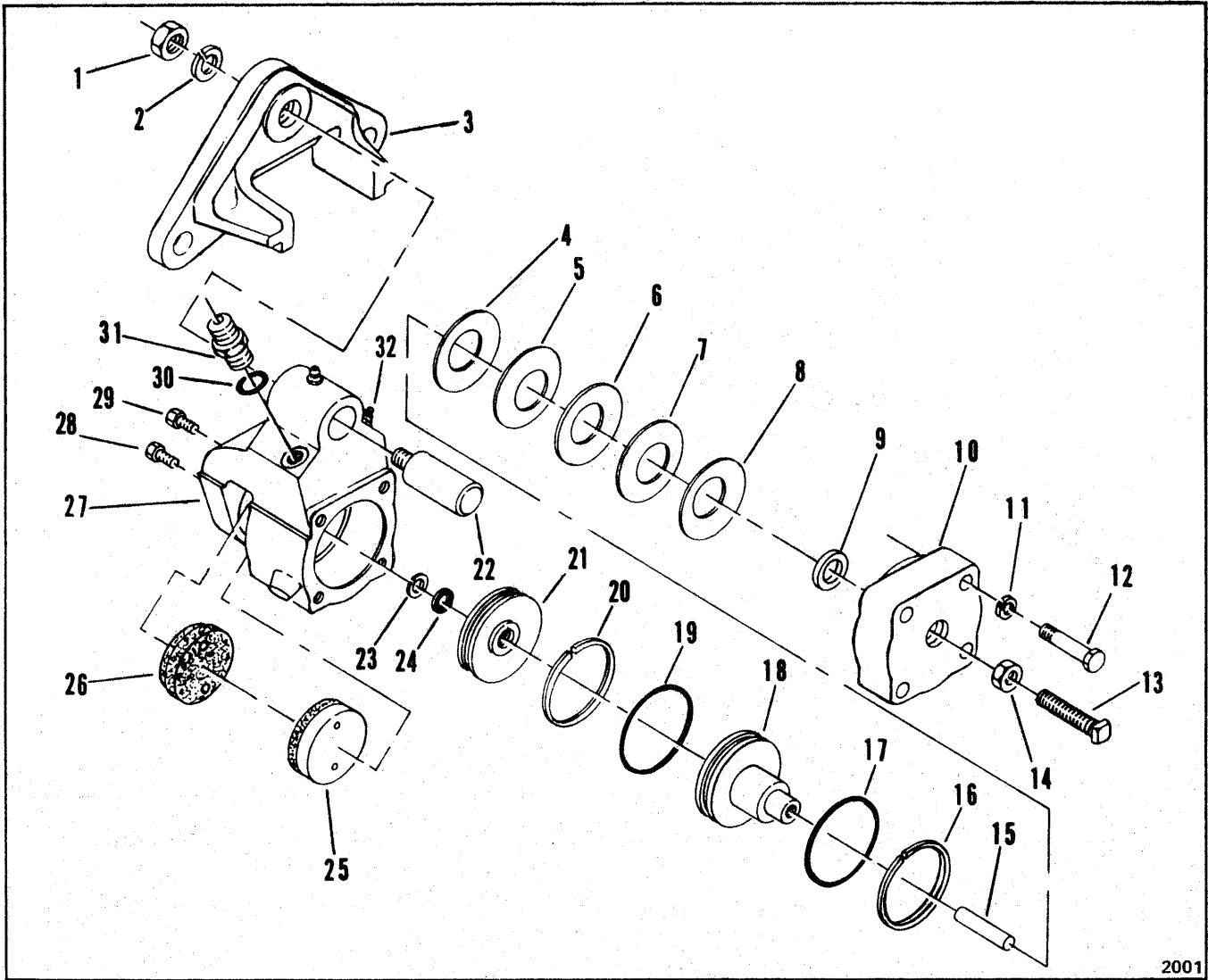


ATTACHING PARTS – PARKING BRAKE

Item	Part No.	Description	Qty.
1	23C-832	BOLT	2
2	1581364	BRAKE ADAPTER	1
3	—	BRAKE ASSY, Parking – See Index	1
4	17D-6	NUT	2
5	17D-03	NUT	6
6	1574767	DISC.....	1
7	23C-624	BOLT	6
8	23C-924	BOLT	4
9	4E-09	LKWSHR	4

WHEN ORDERING PARTS, ALWAYS STATE MODEL AND SERIAL NO. OF MACHINE

CLARK EQUIPMENT COMPANY



2001

BRAKE HEAD ASSEMBLY – PARKING

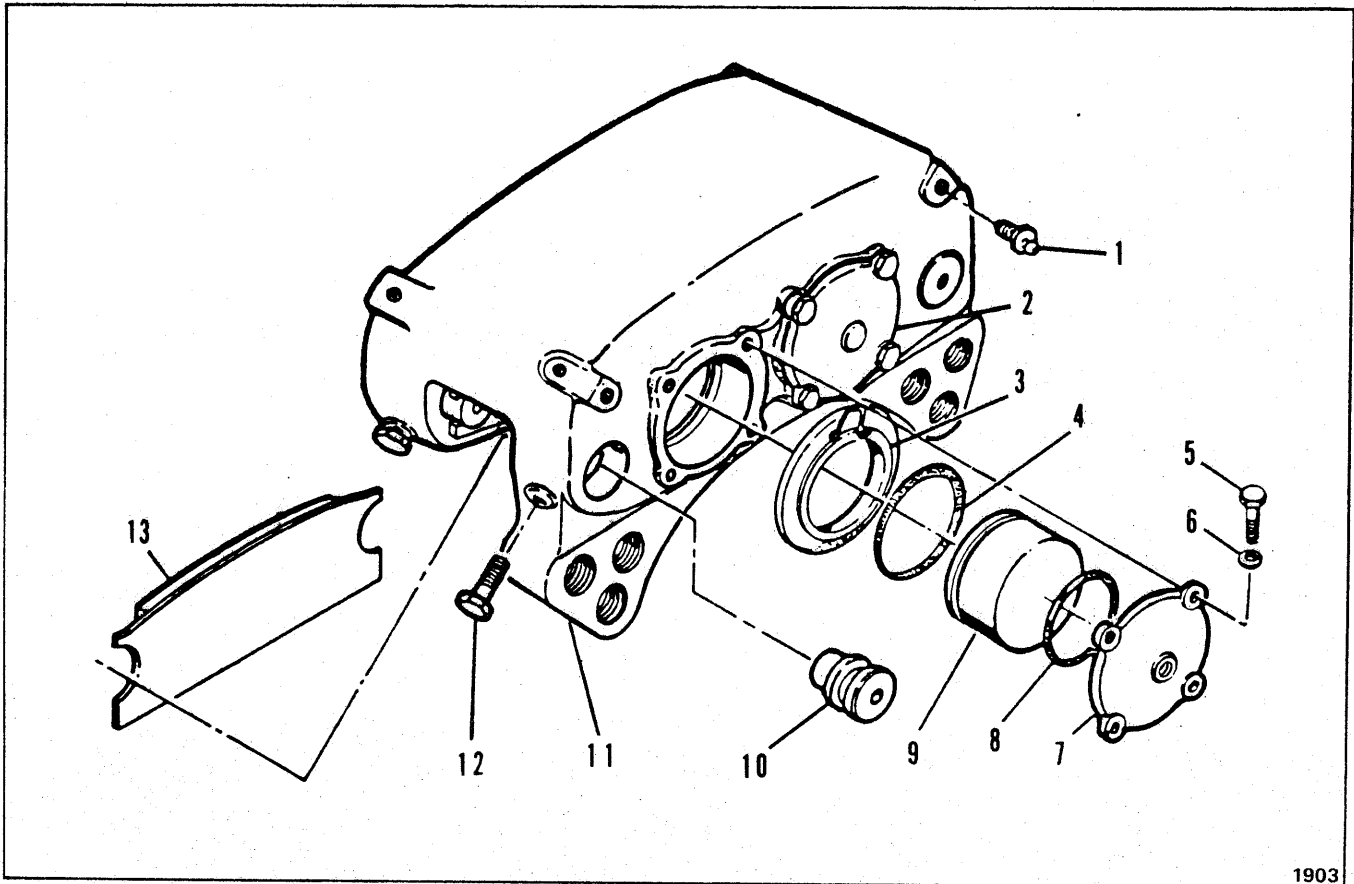
Item	Part No.	Description	Qty.
A	1581622	BRAKE HEAD ASSY (Inc. 1 thru 33)	1
B	960841	CALIPER ASSY (Inc. 4 thru 21, 24 thru 33)	1
C	960842	MOUNTING ASSY (Inc. 1 thru 3 & 22)	1
D	960843	SEAL KIT (Inc. 9, 16, 17, 19, 20, 23, 24)	1
E	960844	LINING KIT (Inc. 25, 26, 28, 29)	1
1	1990493	NUT – See "C"	1
2	3E-10	LKWSHR – See "C"	1
3	960845	BASE – See "C"	1
4	960846	SPRING	1
5	960846	SPRING	1
6	960846	SPRING	1
7	960846	SPRING	1
8	960846	SPRING	1
9	-----	SEAL, Wiper – See "D"	1
10	960847	COVER	1
11	3E-06	LKWSHR	4
12	15C-632	BOLT	4

Item	Part No.	Description	Qty.
13	960852	SCREW, Adjustment	1
14	7D-07	NUT	1
15	960848	ROD, Push	1
16	-----	SRING, Back-Up – See "D"	1
17	-----	SO-RING – See "D"	1
18	960849	PISTON	1
19	-----	SO-RING – See "D"	1
20	-----	SRING, Back-Up – See "D"	1
21	960850	PISTON	1
22	960851	PIN	1
23	-----	SRING, Back-Up – See "D"	1
24	-----	SO-RING – See "D"	1
25	-----	SLINING ASSY – See "E"	1
26	-----	SLINING ASSY – See "E"	1
27	-----	SCALIPER – See "A" or "B"	1
28	-----	SSCREW – See "E"	1
29	-----	SSCREW – See "E"	1
30	91F-03	O-RING	1
31	15K-3	ADAPTER (Inc. 30)	1
32	-----	SBLEEDER	1
33	1990530	COLLAR (Adjustment)	1

†Not Illustrated
§Not Sold Separately

WHEN ORDERING PARTS, ALWAYS STATE MODEL AND SERIAL NO. OF MACHINE

CLARK EQUIPMENT COMPANY



BRAKE HEAD ASSEMBLY – TRACTOR & SCRAPER
Tractor & Scraper – L.H.

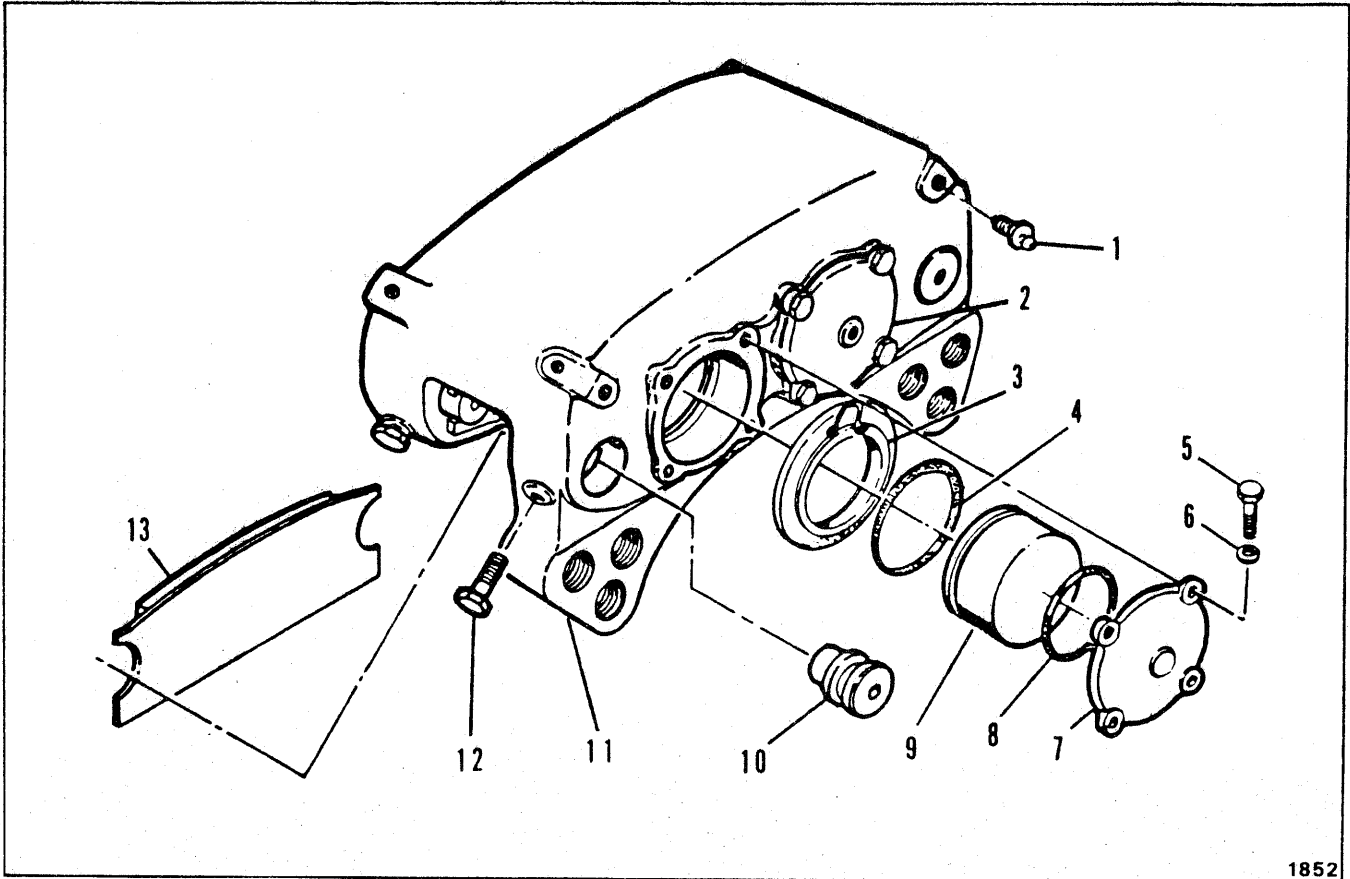
1903

Item	Part No.	Description	Qty.
A	127106	BRAKE HEAD ASSY (Inc. 1 thru 13)	1
– Quantities listed are for one (1) Brake Head Assy			
B	840479	REPAIR KIT (Inc. 3, 4, 8).....	1
1	960837	VALVE, Bleeder	2
2	947934	CAP	1
3	947936	BOOT – See “B”	4
4	840392	PACKING – See “B”	4
5	1C-620	BOLT	8
6	25E-17	WASHER	8
7	947933	CAP, Inlet	1
8	840467	PACKING – See “B”	2
9	947935	PISTON	4
10	947931	PIN	4
11	-----	§TORQUE PLATE ASSY – See “A”	1
12	947930	BOLT	4
13	947932	CARRIER & LINING ASSY	2

§Not Sold Separately

WHEN ORDERING PARTS, ALWAYS STATE MODEL AND SERIAL NO. OF MACHINE

CLARK EQUIPMENT COMPANY



BRAKE HEAD ASSEMBLY – TRACTOR & SCRAPER Tractor & Scraper – R.H.

Item	Part No.	Description	Qty.
A	127105	BRAKE HEAD ASSY (Inc. 1 thru 13)	1
– Quantities listed are for one (1) Brake Head Assy			
B	840479	REPAIR KIT (Inc. 3, 4, 8)	1
1	960837	VALVE, Bleeder	2
2	947933	CAP, Inlet	1
3	947936	BOOT – See "B"	4
4	840392	PACKING – See "B"	4
5	1C-620	BOLT	8
6	25E-17	WASHER	8
7	947934	CAP	1
8	840467	PACKING – See "B"	2
9	947935	PISTON	4
10	947931	PIN	4
11	—	§TORQUE PLATE ASSY – See "A"	1
12	947930	BOLT	4
13	947932	CARRIER & LINING ASSY	2

§Not Sold Separately

WHEN ORDERING PARTS, ALWAYS STATE MODEL AND SERIAL NO. OF MACHINE

C


C

C

CLARK EQUIPMENT COMPANY

"C" GROUP CONTENTS

Clip, Wiring, Pipe & Hose	C 3
Cab Group:	
Cab Assembly – Rollover	C 5
Heater, Pressurizer & Defroster	C 7
Converter Group:	
Converter Assembly	C 9
Cylinder Group:	
Cylinder Assembly – Lift	C 10
Cylinder Assembly – Rolling Floor	C 11
Cylinder Assembly – Endgate	C 12
Cylinder Assembly – Steering	C 13

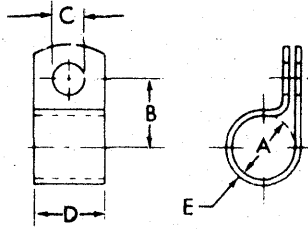


CLARK EQUIPMENT COMPANY

WIRING, PIPE AND HOSE CLIPS

The following types of clips are used in connection with the various wiring, fuel, air and hydraulic piping systems employed in this unit. When replacing clips identification can be made by checking type and physical dimensions listed to obtain part number.

CLOSED CLIP



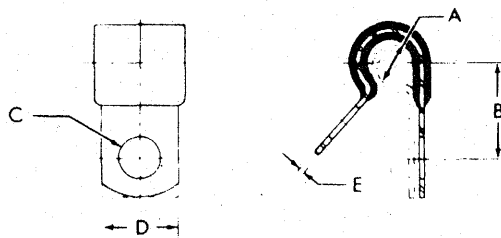
TS-5009-P

Item No.	PART NUMBER	A	B	C	D	E
1	6H-9	5/16	21/32	13/32	3/4	.032
2	6H-11	7/16	25/32	15/32	7/8	.032
3	6H-16	5/8	13/16	13/32	3/4	.048
4	6H-18	3/4	31/32	13/32	3/4	.060
5	6H-23	1 3/4	1 5/8	13/32	1	.060
6	6H-29	1/2	11/16	11/32	5/8	.048
7	6H-32	9/16	21/32	9/32	1/2	.048
8	6H-35	1 5/8	1 9/16	13/32	7/8	.060
9	6H-41	7/8	1 1/16	13/32	3/4	.060

WIRING, PIPE AND HOSE CLIPS

The following types of clips are used in connection with the various wiring, fuel, air and hydraulic piping systems employed in this unit. When replacing clips identification can be made by checking type and physical dimensions listed to obtain part number.

INSULATED CLIP

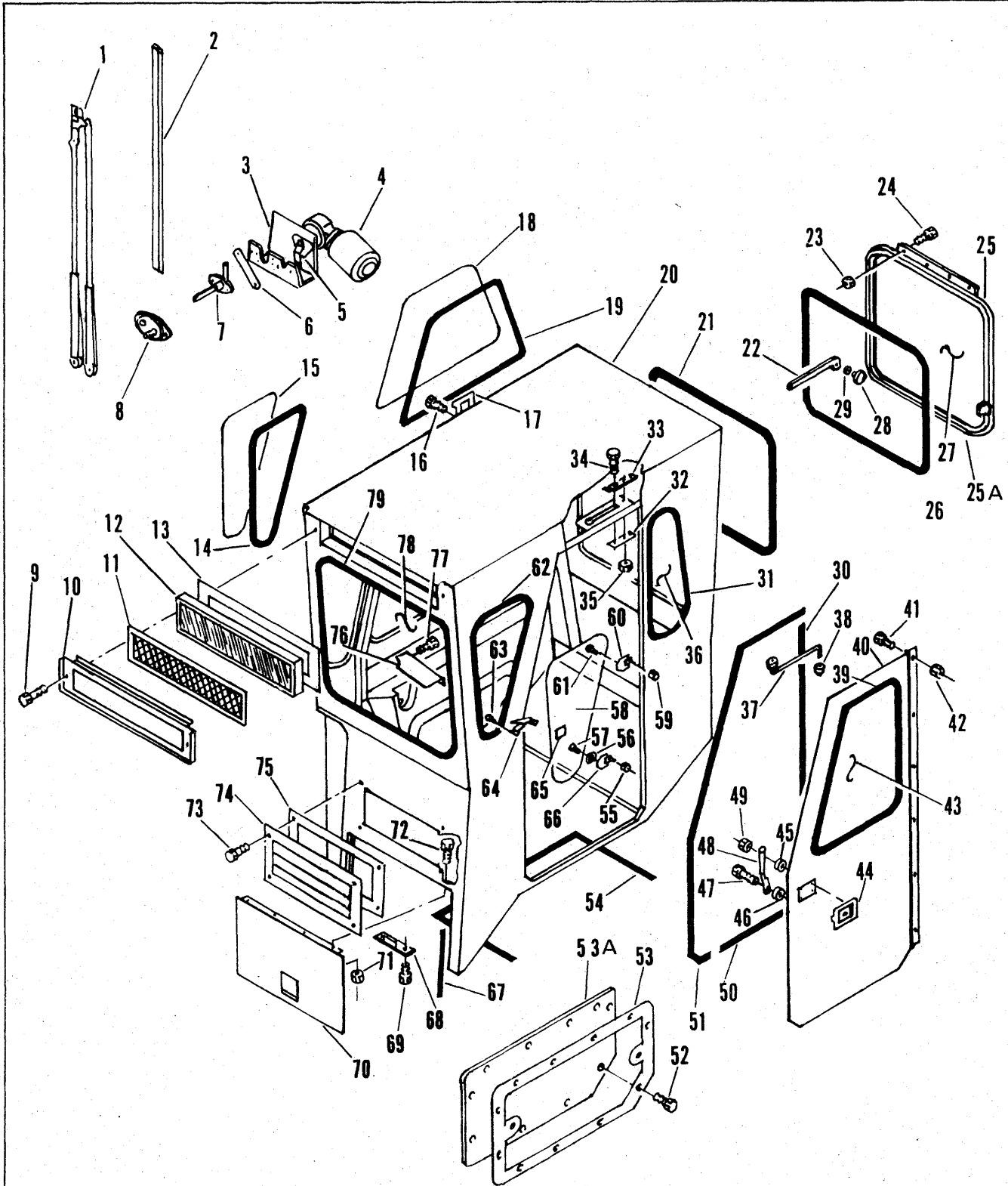


TS-5008-P

Item No.	PART NUMBER	A	B	C	D	E
1	30H-8	1/8	17/32	11/32	5/8	.025
2	30H-10	3/16	1/2	9/32	1/2	.032
3	30H-14	1/4	17/32	9/32	1/2	.032
4	30H-20	5/16	11/16	13/32	3/4	.036
5	30H-26	7/16	11/16	11/32	5/8	.048
6	30H-38	5/8	27/32	13/32	3/4	.050
7	30H-46	13/16	15/16	13/32	3/4	.048

WHEN ORDERING PARTS, ALWAYS STATE MODEL AND SERIAL NO. OF MACHINE

CLARK EQUIPMENT COMPANY



CAB ASSEMBLY - ROLLOVER

1965

CLARK EQUIPMENT COMPANY

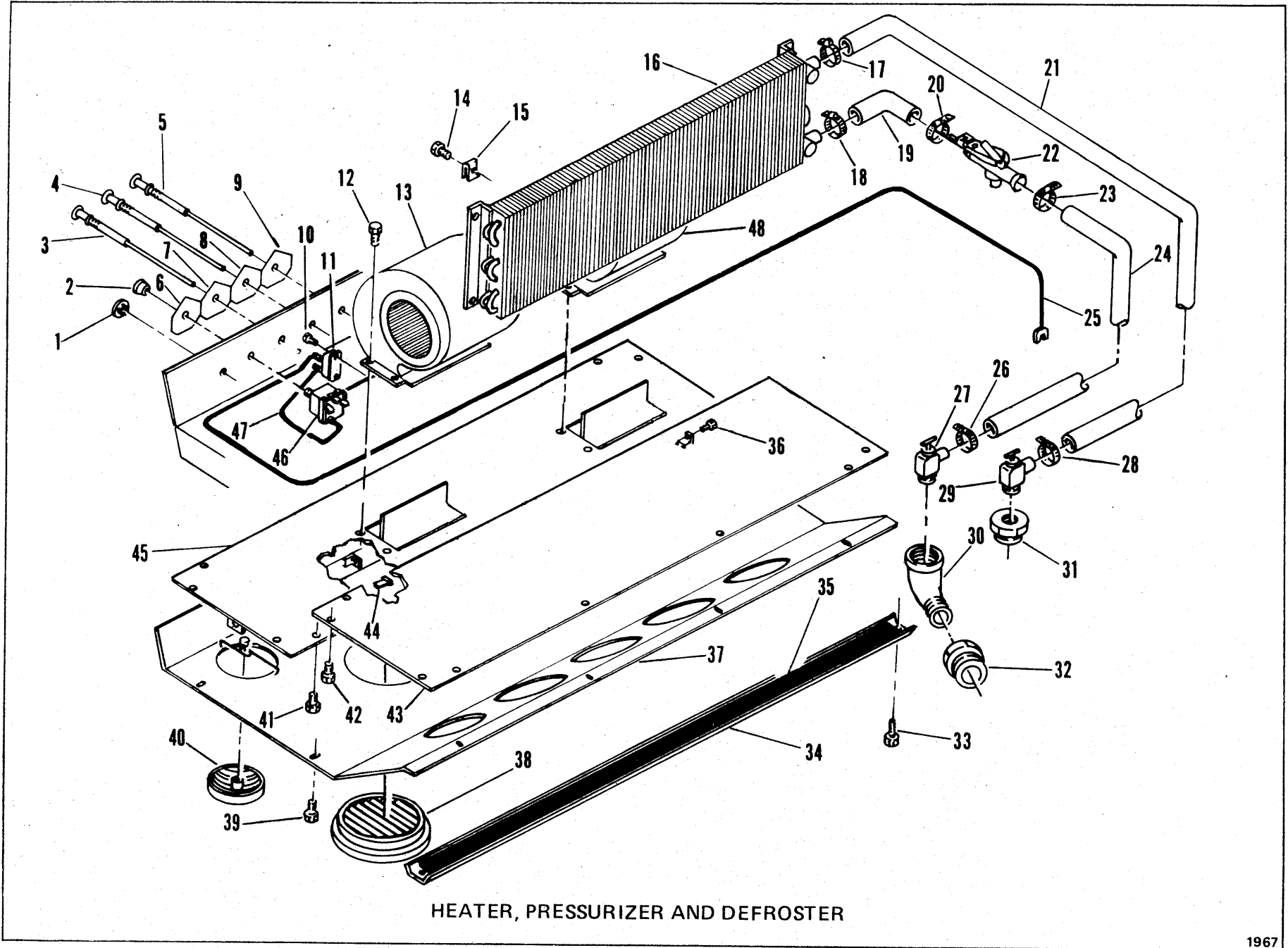
CAB ASSEMBLY

Item	Part No.	Description	Qty.	Item	Part No.	Description	Qty.
1	949787	ARM, Wiper	1	41	24C-412	BOLT	6
2	1579861	BLADE, Wiper	1	42	17D-01	NUT	6
3	1580328	BRACKET & MOTOR ASSY (Inc. 5, 6)	1	43	1580484	§ GLASS	1
4	1573054	MOTOR (Replacement)	1	44	1580222	LATCH ASSY (Inc. Key)	1
5	-----	§ ARM - See 3	1	45	25E-14	WASHER	4
6	-----	§ ARM - See 3	1	46	17D-01	NUT	1
7	1580352	SHAFT	1	47	24C-410	BOLT	1
8	560164	ADAPTER KIT	1	48	1580221	HANDLE	1
9	1580358	BOLT	2	49	17D-01	NUT	4
9A	1580359	† NUT	2	50	1580334	WEATHERSTRIP	1
10	1580330	RETAINER, Filter	1	51	1580200	WEATHERSTRIP	1
11	1579978	SCREEN	1	52	24C-420	BOLT	11
12	1580331	FILTER (Inc. 13).....	1	53	1580218	TRIM, Access	1
13	-----	§ WEATHERSTRIP	1	53A	1580214	PANEL	1
14	569694	MOULDING	6'	54	1579999	WEATHERSTRIP	1
15	1580419	§ GLASS	1	55	17D-01	NUT	1
16	24C-408	BOLT	4	56	1580206	WASHER, Fiber	1
17	1580421	HOOK	2	56A	1580209	† WASHER, Fiber	1
18	1580420	§ GLASS	1	57	-----	§ BOLT	1
19	569694	MOULDING	10'	58	1579976	§ GLASS	1
20	1578874	CAB KIT (Inc. 1 thru 79 & Air Conditioner)	1	59	17D-01	NUT	1
21	1579999	WEATHERSTRIP	1	60	1580207	HINGE (Inc. 61)	1
22	1581160	ADJUSTER, Window	2	61	-----	§ BOLT	1
23	17D-01	NUT	4	61A	1580206	† WASHER, Fiber	1
24	24C-412	BOLT	4	61B	1580209	† WASHER, Fiber	1
25	1579985	REAR WINDOW ASSY (Inc. 25A, 26, 27)	1	62	1579998	MOULDING	1
25A	1580245	FRAME, Rear Window	1	63	85G-1020	SCREW	3
26	569694	MOULDING	9'	63A	17E-10	LKWSHR	3
27	1580241	§ GLASS	1	64	1580202	LATCH ASSY	1
28	1580203	KNOB	2	65	1580208	PLATE, Latch (Inc. 65A)	1
28A	8D-08	† NUT	4	65A	-----	† § BOLT	1
29	25E-20	WASHER	2	65B	1580206	† WASHER, Fiber	1
30	1579999	WEATHERSTRIP	1	65C	1580209	† WASHER, Fiber	1
31	569694	MOULDING	6'	66	1580207	HINGE (Inc. 57)	1
32	1579974	STOP, Door	1	67	1580200	SEAL, Trim	2
33	1579972	SPRING, Door Stop	1	68	1579973	STRIKER PLATE ASSY	1
34	24C-408	BOLT	2	69	23C-616	BOLT	2
34A	25E-14	WASHER	1	69A	17D-03	† NUT	2
35	17D-01	NUT	2	70	1579896	DOOR ASSY - Access	1
36	1579975	§ GLASS	1	71	17D-01	NUT	5
37	1579980	ROD, Stop	1	72	23C-412	BOLT	5
38	1580204	CLIP	1	73	23C-516	BOLT	4
39	569694	MOULDING	8'	73A	17D-02	† NUT	4
40	1580389	DOOR ASSY (Inc. 39, 40A, 43, 44, 45, 46, 47, 48, 49)	1	74	583800	SHUTTER	1
40A	1580388	FRAME, Door	1	75	583809	GASKET	1
				76	1579982	COVER, Hose	1
				77	23C-408	BOLT	2
				78	1580418	§ GLASS	1
				79	569694	MOULDING	9'

† Not Illustrated

§ Not Sold Separately

WHEN ORDERING PARTS, ALWAYS STATE MODEL AND SERIAL NO. OF MACHINE



HEATER, PRESSURIZER AND DEFROSTER

CLARK EQUIPMENT COMPANY

CLARK EQUIPMENT COMPANY

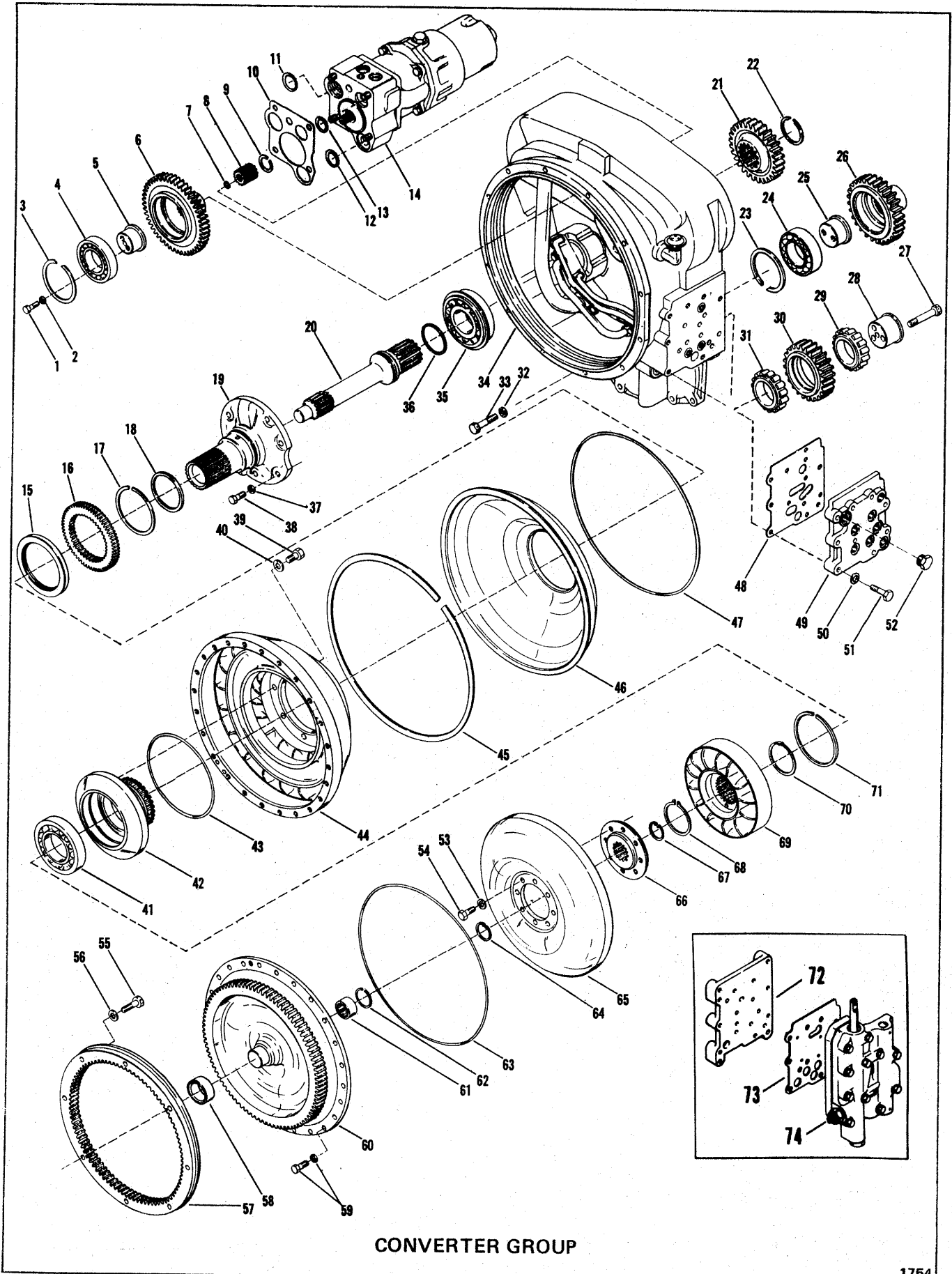
HEATER, PRESSURIZER AND DEFROSTER

Item	Part No.	Description	Qty.
1	1580210	PLUG	1
2	1580357	KNOB, Fan Switch	1
3	1580355	CABLE, Control (Recirculation)	1
4	1580355	CABLE, Control (Defrost)	1
5	1580355	CABLE, Control (Heat Control)	1
6	1579967	DECAL (Fan Speed)	1
7	1579969	DECAL, Recirculation	1
8	1579970	DECAL, Defrost	1
9	1579968	DECAL, Heat Control	1
10	58G-1020	SCREW	2
10A	14E-10	LKWSHR	2
10B	12D-10	NUT	2
11	5209680	CIRCUIT BREAKER	1
12	1580477	SCREW	8
13	1579059	BLOWER ASSY	1
14	41G-1008	BOLT	4
14A	25E-14	†WASHER	4
14B	8E-04	†LKWSHR	4
15	1579995	NUT, Speed	4
16	1579977	CORE, Heater	1
17	521874	CLAMP	1
18	521874	CLAMP	1
19	1579971	HOSE, Inlet	1
20	521874	CLAMP	1
21	1580205	HOSE, Outlet	1
22	1580350	VALVE, Inline	1
23	521874	CLAMP	1
24	1580201	HOSE, Heater	132"
25	1580394	WIRE ASSY	1
26	521874	CLAMP	1
27	1580349	VALVE, Shut-Off	1
28	521874	CLAMP	1
29	1580349	VALVE, Shut-Off	1
30	25K-3	ELBOW	1
31	19F-6	BUSHING	1
32	19F-6	BUSHING	1
33	1580477	SCREW	2
34	1579981	RETAINER, Recirculation Filter	1
35	1580423	ELEMENT, Recirculation Filter	1
36	58G-1020	SCREW	2
37	1579983	CONSOLE, Blower	1
38	1580708	DEFLECTOR (Air 5")	2
39	1581702	BOLT	12
40	1580356	DEFLECTOR (Air 3")	11
41	1581702	BOLT	12
42	1581702	BOLT	12
43	1579984	COVER, Blower Housing	1
44	30H-9	CLAMP	2
45	1580393	BLOWER, MOUNTING ASSY	1
46	1580348	SWITCH (3 Speed)	1
47	1580506	WIRE ASSY	1
48	1579059	BLOWER ASSY	1

† Not Illustrated

WHEN ORDERING PARTS, ALWAYS STATE MODEL AND SERIAL NO. OF MACHINE

CLARK EQUIPMENT COMPANY



CONVERTER GROUP

1754

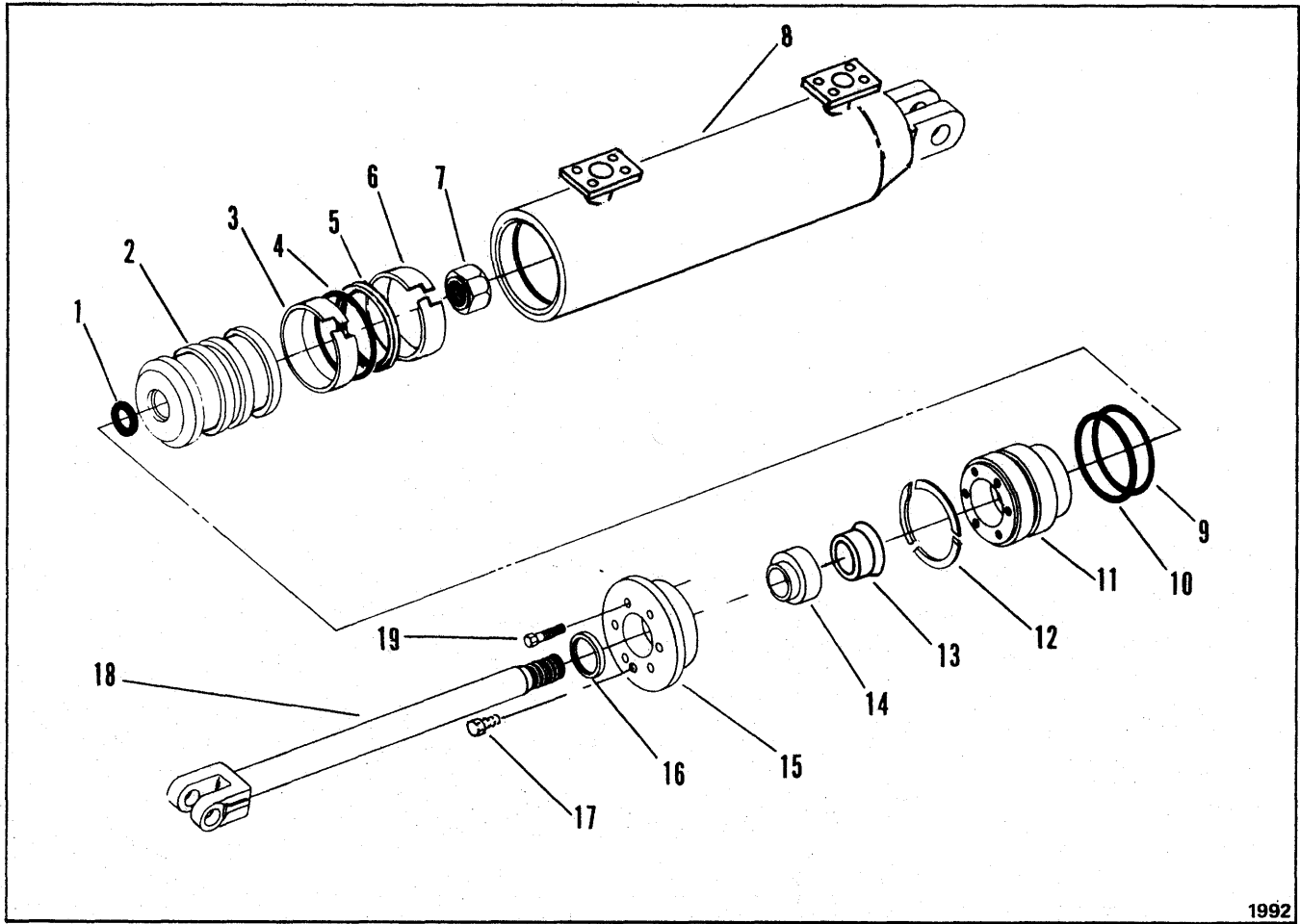
CLARK EQUIPMENT COMPANY

CONVERTER GROUP

Item	Part No.	Description	Qty.	Item	Part No.	Description	Qty.
1	2C-720	BOLT	6	38	1C-820	BOLT	6
2	4E-07	LKWSHR	6	39	4C-714	SCREW	8
3	223925	RING	3	40	25E-19	LKWSHR	8
4	225601	BEARING	3	41	214596	BEARING	1
5	230811	SUPPORT	3	42	214923	HUB, Impeller	1
6	230812	GEAR (47T)	3	43	60K-40616	O-RING	1
7	658130	RING	1	44	233056	IMPELLER.....	1
8	231184	SLEEVE ASSY (Inc. 7, 9)	1	45	230855	RING	1
9	224039	RING	1	46	230810	BAFFLE	1
10	231080	GASKET	1	47	231458	RING.....	1
11	60K-40106	O-RING	1	48	231040	GASKET	1
12	60K-40100	O-RING	1	49	231038	PLATE	1
13	60K-40026	O-RING	1	50	4E-06	LKWSHR	9
14	-----	PUMP, VALVE & FILTER ASSY - See Index	1	51	1C-628	BOLT	9
15	-----	OMIT	-	52	24K-6	PLUG	1
16	230805	GEAR	1	53	619023	WASHER	8
17	224009	RING	1	54	209313	BOLT	8
18	221653	RING	1	55	-----	OMIT	-
19	230808	SUPPORT, Stator	1	56	-----	OMIT	-
20	214933	SHAFT	1	57	-----	OMIT	-
21	214985	GEAR (28T)	1	58	-----	OMIT	-
22	224116	RING	1	59	-----	OMIT	-
23	223925	RING	1	60	-----	OMIT	-
24	225601	BEARING	1	61	214988	BEARING	1
25	231636	SHAFT	1	62	666542	RING	1
26	231635	GEAR (29T)	1	63	232535	O-RING	1
27	3C-740	BOLT	3	64	659065	RING	2
28	231634	SHAFT, Low-Low Idler	1	65	801878	TURBINE	1
29	231624	BEARING	1	66	-----	OMIT	-
30	231633	LOW-LOW IDLER GEAR (24T)	1	67	-----	OMIT	-
31	231624	BEARING	1	68	743035	RING	1
32	743039	LKWSHR	2	69	233058	MEMBER, Reaction	1
33	4C-720	SCREW	2	70	229566	SPACER	1
34	231642	HOUSING & TUBE ASSY	1	71	214953	RING	1
35	225597	BEARING	1	72	-----	PLATE (See Page V7-1)	-
36	222079	RING	1	73	-----	GASKET (See Page V7-1)	-
37	7E-08	LKWSHR	6	74	-----	VALVE (See Page V7-1)	-

WHEN ORDERING PARTS, ALWAYS STATE MODEL AND SERIAL NO. OF MACHINE

CLARK EQUIPMENT COMPANY



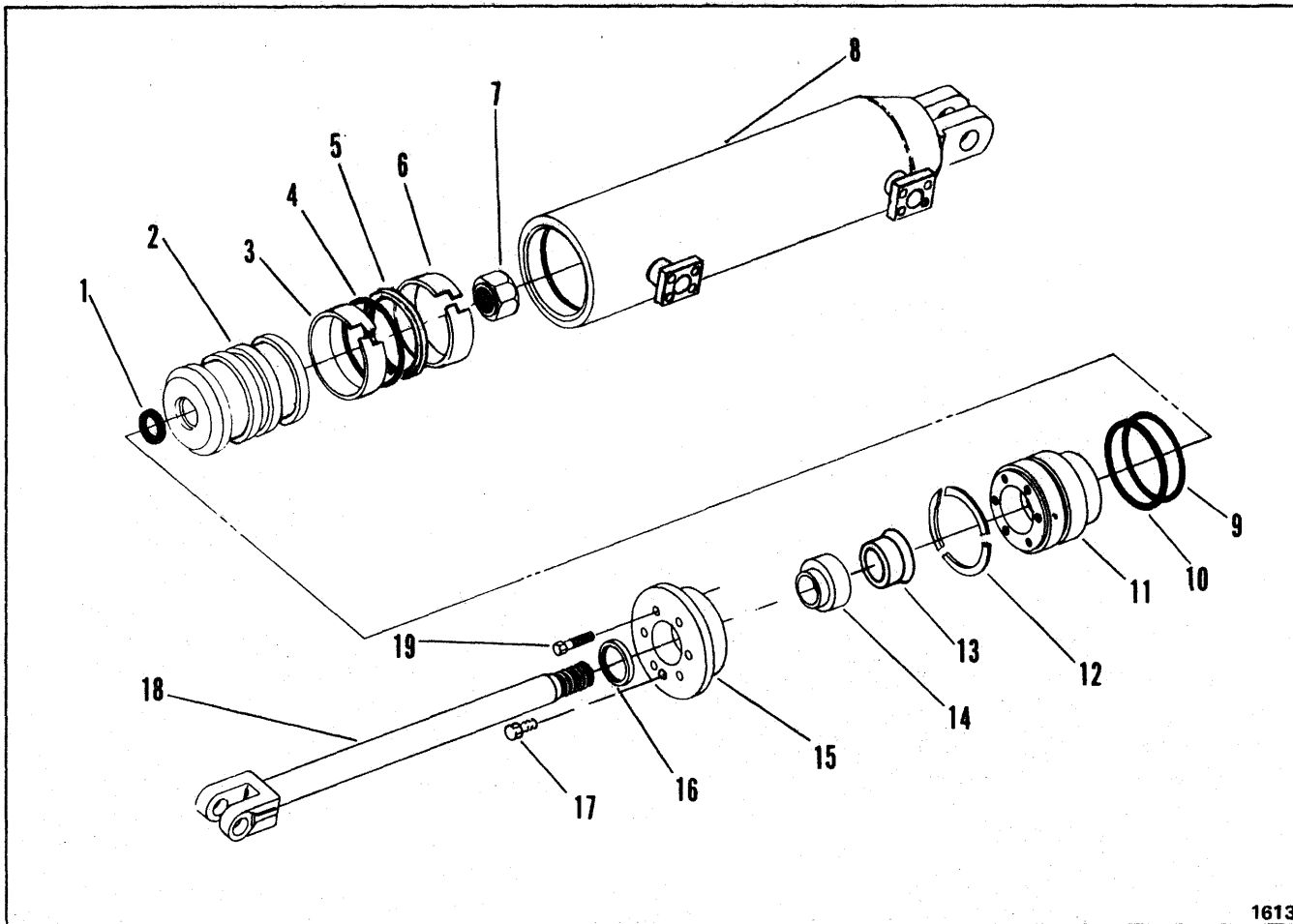
1992

CYLINDER ASSEMBLY – 4" LIFT 18" Stroke

Item	Part No.	Description	Qty.	Item	Part No.	Description	Qty.
A	1581396	CYLINDER ASSY (Inc. 1 thru 19)	2	7	1576229	LOCKNUT	1
B	1577635	REPAIR KIT (Inc. 1, 3, 4, 5, 6, 9, 10, 12, 13, 14 & 16)	—	8	1581397	BARREL, Cylinder	1
<p>NOTE: Two (2) Cylinder Assy's required per machine – Quantities listed below are for one (1) Cylinder Assembly only.</p>				9	25K-40324	O-RING	1
1	25K-40104	O-RING	1	10	743816	RING	1
2	1575027	PISTON	1	11	1575021	HEAD	1
3	1503012	RING, Wear	1	12	1575024	RETAINER	3
4	1503463	RING, Inner	1	13	1569520	MONOSEAL	1
5	1503018	RING, Outer	1	14	1575023	BUSHING	1
6	1503012	RING, Wear	1	15	1575025	FLANGE	1
				16	1564612	WIPER	1
				17	21C-512	BOLT	2
				18	1581395	ROD, Cylinder	1
				19	21C-520	BOLT	6

WHEN ORDERING PARTS, ALWAYS STATE MODEL AND SERIAL NO. OF MACHINE

CLARK EQUIPMENT COMPANY



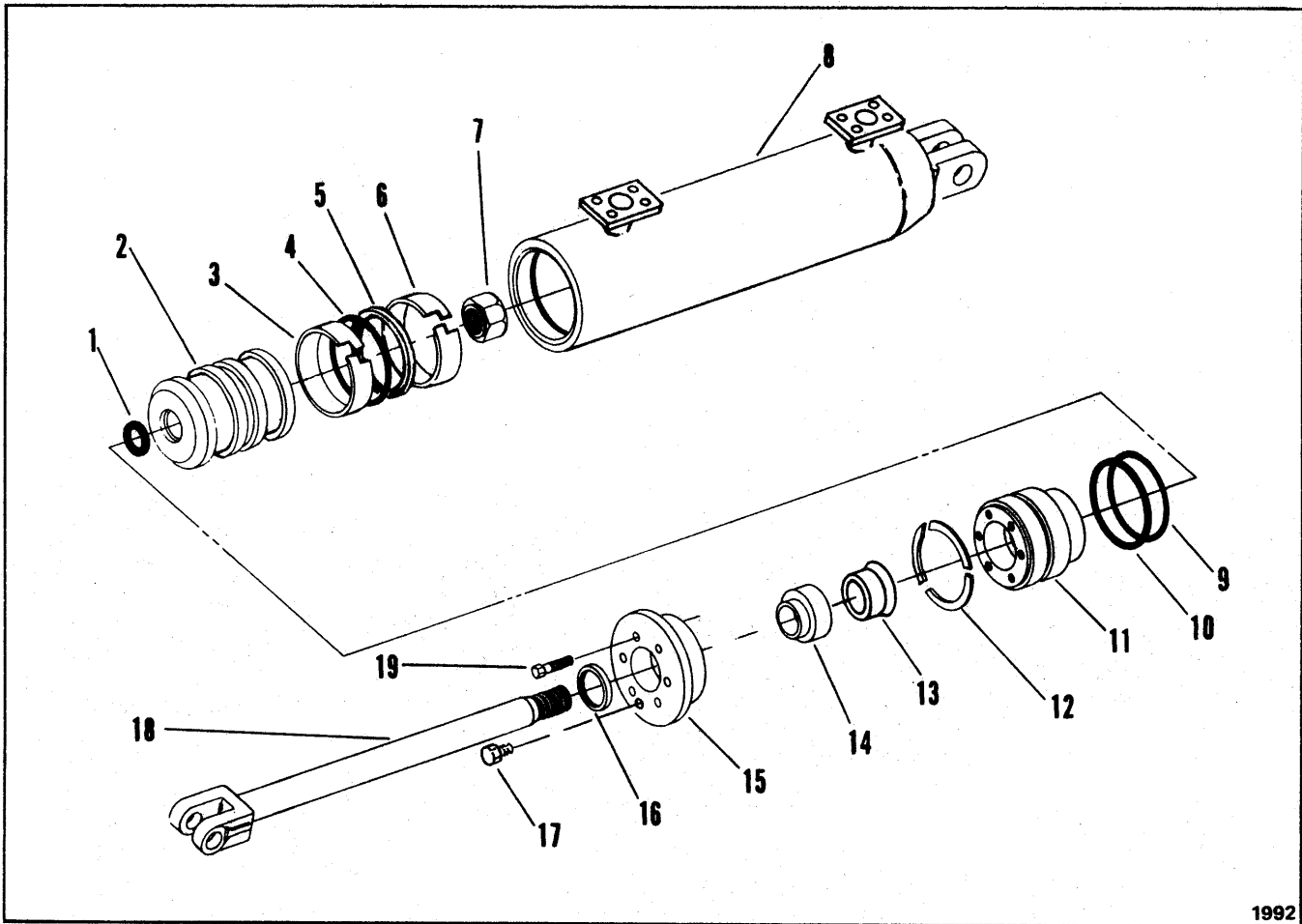
1613

CYLINDER ASSEMBLY – 4" ROLLING FLOOR 26" Stroke

Item	Part No.	Description	Qty.	Item	Part No.	Description	Qty.
A	1581407	CYLINDER ASSY (Inc. 1 thru 19)	1	9	25K-40324	O-RING	1
B	1577635	REPAIR KIT (Inc. 1, 3, 4, 5, 6, 9, 10, 12, 13, 14 & 16)	—	10	743816	RING	1
1	25K-40104	O-RING	1	11	1575021	HEAD	1
2	1575027	PISTON	1	12	1575024	RETAINER	3
3	1503012	RING, Wear	1	13	1569520	MONOSEAL	1
4	1503463	RING, Inner	1	14	1575023	BUSHING	1
5	1503018	RING, Outer	1	15	1575025	FLANGE	1
6	1503012	RING, Wear	1	16	1564612	WIPER	1
7	1576229	LOCKNUT	1	17	21C-512	BOLT	2
8	1581406	BARREL, Cylinder	1	18	1581405	ROD, Cylinder	1
				19	21C-520	BOLT	6

WHEN ORDERING PARTS, ALWAYS STATE MODEL AND SERIAL NO. OF MACHINE

CLARK EQUIPMENT COMPANY



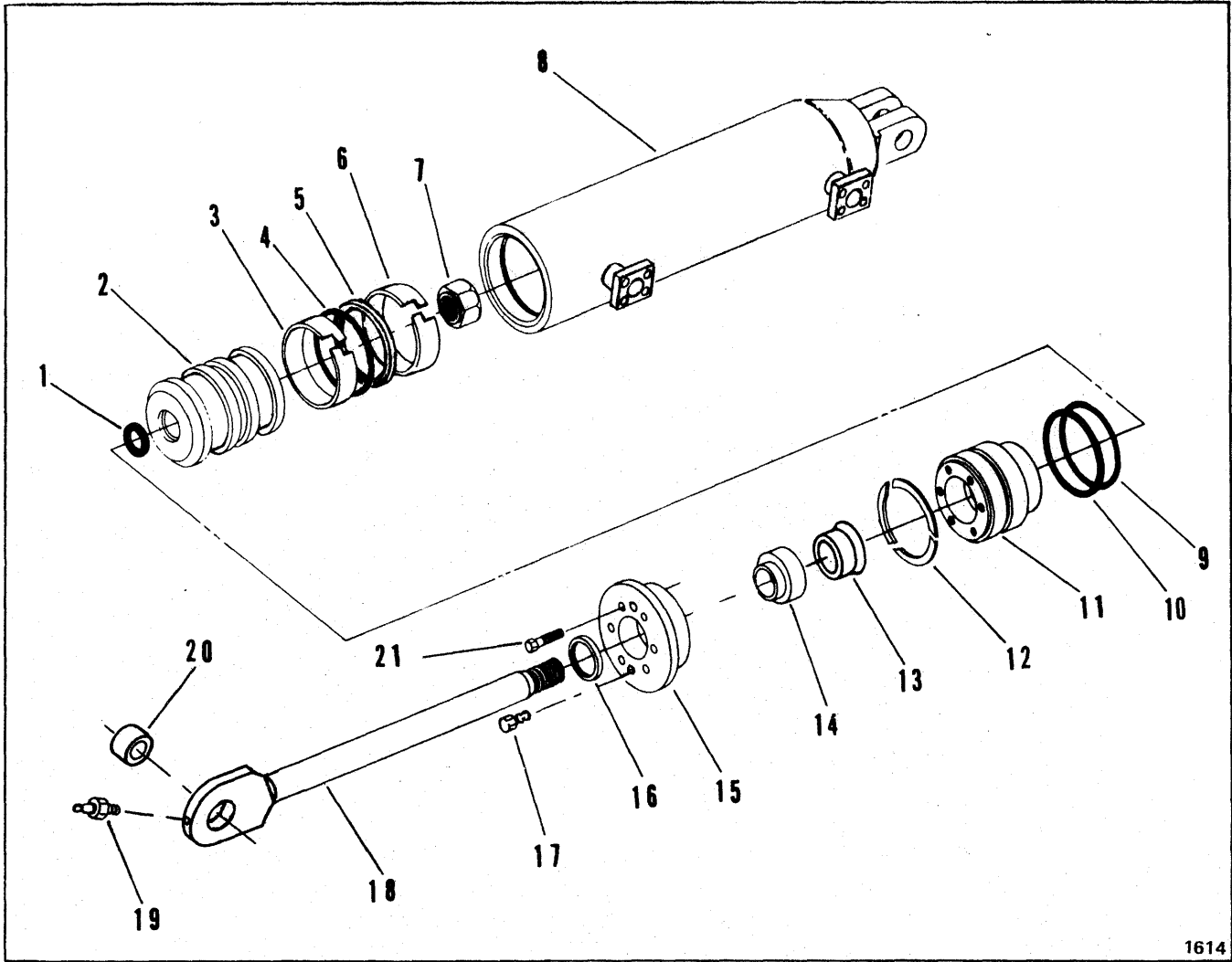
1992

CYLINDER ASSEMBLY — 4" ENDGATE 26" Stroke

Item	Part No.	Description	Qty.	Item	Part No.	Description	Qty.
A	1581410	CYLINDER ASSY (Inc. 1 thru 19)	1	9	25K-40324	O-RING	1
B	1577635	REPAIR KIT (Inc. 1, 3, 4, 5, 6, 9, 10, 12, 13, 14 & 16)	—	10	743816	RING	1
1	25K-40104	O-RING	1	11	1575021	HEAD	1
2	1575027	PISTON	1	12	1575024	RETAINER	3
3	1503012	RING, Wear	1	13	1569520	MONOSEAL	1
4	1503463	RING, Inner	1	14	1575023	BUSHING	1
5	1503018	RING, Outer	1	15	1575025	FLANGE	1
6	1503012	RING, Wear	1	16	1564612	WIPER	1
7	1576229	LOCKNUT	1	17	21C-512	BOLT	2
8	1581411	BARREL, Cylinder	1	18	1581405	ROD, Cylinder	1
				19	21C-520	BOLT	6

WHEN ORDERING PARTS, ALWAYS STATE MODEL AND SERIAL NO. OF MACHINE

CLARK EQUIPMENT COMPANY



1614

CYLINDER ASSEMBLY – 4" STEERING 18" Stroke

Item	Part No.	Description	Qty.
A	1575015	CYLINDER ASSY (Inc. 1 thru 21)	2
B	1577635	REPAIR KIT (Inc. 1, 3, 4, 5, 6, 9, 10, 12, 13, 14 & 16)	—
NOTE: Two (2) Cylinder Assy's required per machine – Quantities listed below are for one (1) Cylinder Assembly only.			
1	25K-40104	O-RING	1
2	1575027	PISTON	1
3	1503012	RING, Wear	1
4	1503463	RING, Inner	1
5	1503018	RING, Outer	1
6	1503012	RING, Wear	1
7	1576229	LOCKNUT	1

Item	Part No.	Description	Qty.
8	1575016	BARREL, Cylinder	1
9	25K-40324	O-RING	1
10	743816	RING	1
11	1575021	HEAD	1
12	1575024	RETAINER	3
13	1569520	MONOSEAL	1
14	1575023	BUSHING	1
15	1575025	FLANGE	1
16	1564612	WIPER	1
17	21C-512	BOLT	2
18	1571804	ROD, Cylinder (Inc. 19, 20)	1
19	10H-25	FITTING, Grease	1
20	1564670	BUSHING	1
21	21C-520	BOLT	6

WHEN ORDERING PARTS, ALWAYS STATE MODEL AND SERIAL NO. OF MACHINE

(

(

(

CLARK EQUIPMENT COMPANY

"E" GROUP CONTENTS

Electrical Group:

Electrical Gauges & Instrument Panel – Front	E 3
Electrical Gauges & Instrument Panel – Rear	E 5
Electrical System	E 7

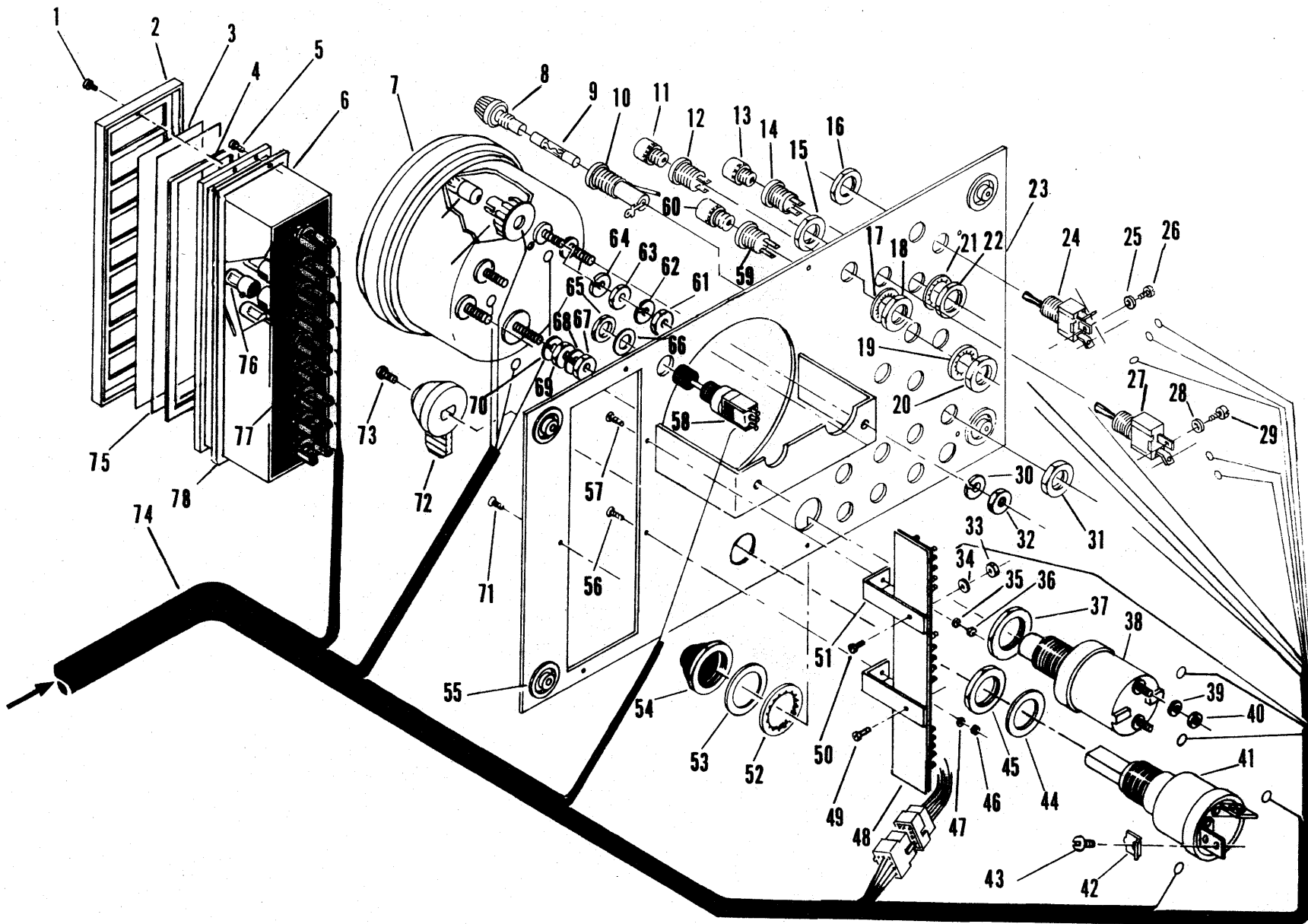
Elevator Group:

Elevator Assembly	E 9
Elevator Chain	E 11
Elevator Control & Linkage	E 13
Elevator Hydraulic Motor	E 15

Endgate & Stabilizer	E 17
----------------------------	------

Engine Group:

Engine Air Cleaner	E 18
Engine Air Cleaner & Connections	E 19
Engine & Accessories	E 20
Engine, Converter & Transmission – Attaching Parts	E 21
Engine Controls	E 23
Engine Exhaust	E 24
Engine Oil By-Pass Filter & Lines	E 25



ELECTRICAL SWITCHES AND INSTRUMENT PANEL (FRONT)

CLARK EQUIPMENT COMPANY

ELECTRICAL SWITCHES AND INSTRUMENT PANEL – FRONT

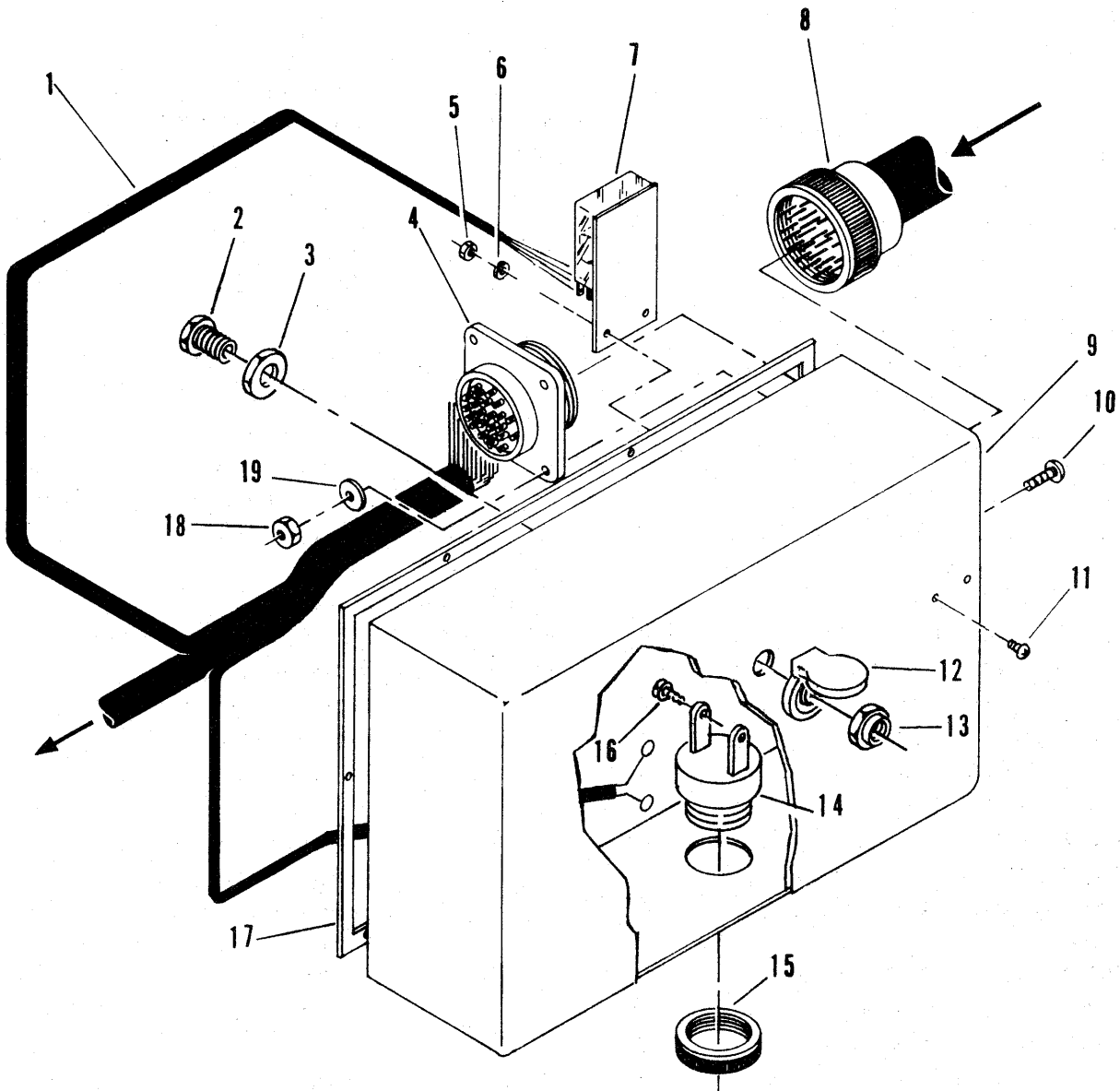
Item	Part No.	Description	Qty.
A	1579722	INSTRUMENT PANEL ASSY (Inc. Front & Rear)	1
1	87G-403	SCREW, Pan Head	2
2	1564618	COVER, Bezel	1
3	1579935	GLASS, Lens	1
4	1579936	SEAL, Rubber	1
5	75G-408	SCREW	2
6	1579932	BOX, Lamp	1
7	1574862	TACHOMETER, Hour	1
8	-----	§CAP, Fuseholder (Inc. w/ 10)	8
9	601390	FUSE (10 Amp)	2
9A	1310700	†FUSE (2 Amp)	2
9B	1319451	†FUSE (25 Amp)	3
9C	1319452	†FUSE (35 Amp)	1
10	6519914	FUSEHOLDER	8
11	-----	§BULB (ON) (Inc. w/ 12)	2
12	1579893	LIGHT ASSY (Inc. 11)	2
13	-----	§BULB (LO) (Inc. w/ 14)	2
14	1579892	LIGHT ASSY (Inc. 13)	2
15	-----	§NUT (Inc. w/ 27)	2
16	-----	§NUT (Inc. w/ 24)	2
17	-----	§LKWSHR (Inc. w/ 12)	2
18	-----	§NUT (Inc. w/ 12)	2
19	-----	§LKWSHR (Inc. w/ 59)	2
20	-----	§NUT (Inc. w/ 59)	2
21	-----	§LKWSHR (Inc. w/ 14)	2
22	-----	§NUT (Inc. w/ 14)	2
23	1579917	PANEL	1
24	1579913	SWITCH (SPDT) (Inc. 16)	3
25	15E-06	LKWSHR (Inc. w/ 24)	3
26	85G-604	SCREW (Inc. w/ 24)	3
27	1579912	SWITCH (SPST) (Inc. 15)	2
28	15E-06	LKWSHR (Inc. w/ 27)	2
29	85G-604	SCREW (Inc. w/ 27)	2
30	-----	§LKWSHR (Inc. w/ 7)	1
31	-----	§NUT (Inc. w/ 10)	1
32	-----	§NUT (Inc. w/ 7)	1
33	-----	§NUT (Inc. w/ 48)	2
34	-----	§WASHER (Inc. w/ 48)	2
35	763143	WASHER	1
36	50D-06	NUT	1
37	-----	§NUT (Inc. w/ 38)	1

Item	Part No.	Description	Qty.
38	600259	SWITCH, Starter (Inc. 37, 39, 40, 52, 53, 54)	1
39	-----	§LKWSHR (Inc. w/ 38)	2
40	-----	§NUT (Inc. w/ 38)	2
41	1576774	SWITCH, Ignition	1
42	-----	§LKWSHR (Inc. w/ 41)	2
43	85G-604	SCREW (Inc. w/ 41)	2
44	-----	§WASHER (Inc. w/ 41)	1
45	-----	§NUT (Inc. w/ 41)	1
46	50D-06	NUT	1
47	763143	WASHER	1
48	1564680	BOARD, Terminal	1
49	-----	§SCREW, Pan Head (Inc. w/ 48)	1
50	-----	§SCREW, Pan Head (Inc. w/ 48)	1
51	-----	§STRAP, Steel (Inc. w/ 48)	2
52	-----	§LKWSHR (Inc. w/ 38)	1
53	-----	§WASHER (Inc. w/ 38)	1
54	-----	§COVER, Start Button (Inc. w/ 38) ..	1
55	1564616	MOUNT, Shock	4
56	75G-406	SCREW	1
57	75G-406	SCREW	1
58	1564617	SWITCH, Test (Inc. 65, 66)	1
59	1579891	LIGHT (Inc. 17, 18, 60)	2
60	-----	§BULB, Light (HI) (Inc. w/ 59)	2
61	-----	§NUT (Inc. w/ 7)	1
62	-----	§LKWSHR (Inc. w/ 7)	1
63	-----	§NUT (Inc. w/ 7)	1
64	-----	§LKWSHR (Inc. w/ 7)	1
65	-----	§NUT (Inc. w/ 58)	1
66	-----	§WASHER (Inc. w/ 58)	1
67	-----	§NUT (Inc. w/ 7)	1
68	-----	§LKWSHR (Inc. w/ 7)	1
69	-----	§NUT (Inc. w/ 7)	1
70	-----	§LKWSHR (Inc. w/ 7)	1
71	75G-406	SCREW	5
72	-----	§LEVER (Inc. w/ 41)	1
73	-----	§SCREW (Inc. w/ 41)	1
74	-----	§WIRE BUNDLE (Inc. w/ Inst. Panel) ..	1
75	1579937	LEGEND, Film	1
76	1564615	LAMP	9
77	1579933	SOCKET, Strip	1
78	1576821	GASKET, Box	1

† Not Illustrated

§ Not Sold Separately

WHEN ORDERING PARTS, ALWAYS STATE MODEL AND SERIAL NO. OF MACHINE



ELECTRICAL SWITCHES AND INSTRUMENT PANEL - REAR

1936

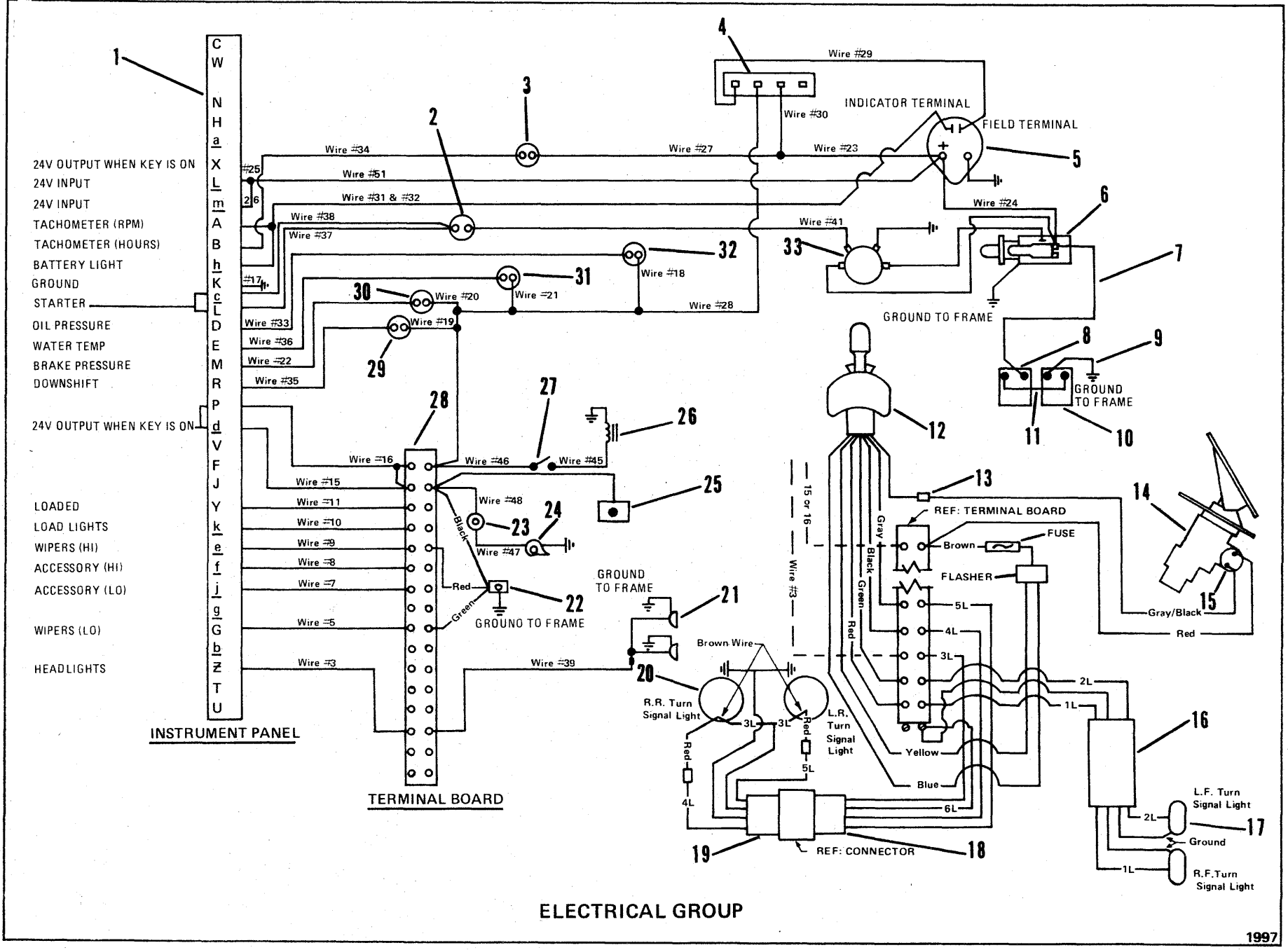
CLARK EQUIPMENT COMPANY

ELECTRICAL SWITCHES AND INSTRUMENT PANEL – REAR

Item	Part No.	Description	Qty.
1	----	§ WIRE BUNDLE (Inc. w/ Instrument Panel)	1
2	1579929	BUSHING (Inc. 3)	1
3	----	§ NUT (Inc. w/ 2)	1
4	----	CONNECTOR (Inc. w/ 1)	1
5	50D-02	NUT	2
6	15E-4	LKWSHR	2
7	1564776	RELAY ASSY	1
8	1580238	WIRING HARNESS	1
9	1579927	BOX, Panel Back (Inc. w/ 3, 12, 13)	1
10	87G-608	SCREW, Pan Head	4
11	87G-406	SCREW	2
12	1579928	COVER (Inc. 13)	1
13	----	§ NUT (Inc. w/ 12)	1
14	1782699	ALARM (Inc. 15, 16)	1
15	----	§ RETAINER (Inc. w/ 14)	1
16	85G-604	SCREW (Inc. w/ 14)	2
17	----	SEAL (Inc. w/ 9)	1
18	50D-06	NUT	4
19	712093	WASHER	4

§ Not Sold Separately

WHEN ORDERING PARTS, ALWAYS STATE MODEL AND SERIAL NO. OF MACHINE



ELECTRICAL GROUP

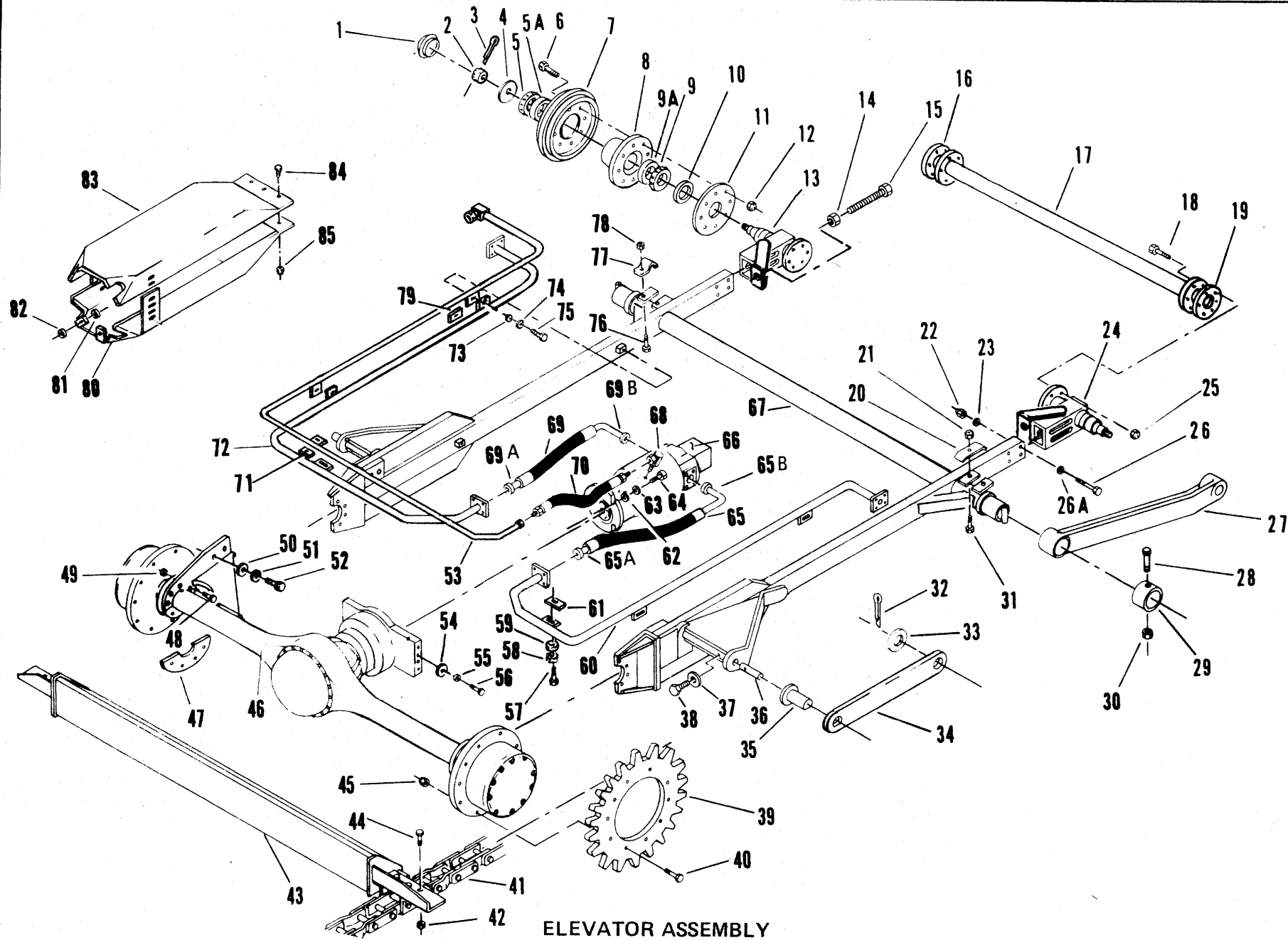
CLARK EQUIPMENT COMPANY

ELECTRICAL GROUP

Item	Part No.	Description	Qty.
1	----	PANEL, Instrument - See Index	1
2	229729	SWITCH, Transmission Safety Start	1
3	1550963	SWITCH, Hourmeter Pressure	1
3A	18F-01	†TEE	1
3B	542646	†NIPPLE	1
3C	672202	†ADAPTER	1
4	----	REGULATOR - See Engine & Accessories	1
5	----	ALTERNATOR - See Engine & Accessories	1
6	----	STARTER - See Engine & Accessories	1
7	593227	CABLE	1
8	1310121	BATTERY (Dry)	1
9	527872	CABLE	1
10	1310121	BATTERY (Dry)	1
11	584891	CABLE	1
12	1580306	SWITCH, Turn Signal	1
13	516775	CONNECTOR	1
14	----	BRAKE VALVE - See Index	1
15	1576848	SWITCH, Brake Pressure	1
15A	1615701	†ADAPTER	1
16	1582102	WIRE ASSY	1
17	1564754	LAMP SIGNAL, Front	2
17A	50D-08	†NUT	6
17B	1G-816	†SCREW	4
18	1582103	WIRE ASSY	1
19	1582104	WIRE ASSY	1
20	1571789	LAMP SIGNAL, Rear	2
21	1566417	LAMP	2
22	----	MOTOR, Wiper Windshield - See Cab	1
23	600259	BUTTON, Horn	1
24	1576307	HORN, High Note	1
24A	1576306	†HORN, Lo Note	1
25	----	SWITCH, Heater Blower - See Heater	1
26	1576528	SOLENOID, Brake	1
27	1565370	SWITCH, Parking Brake	1
28	1564671	BOARD, Terminal	1
29	1564603	SWITCH, Converter Temperature	1
30	1576849	SWITCH, Low Brake Pressure.....	1
31	1564604	SWITCH, Water Temperature	1
32	583458	SWITCH, Oil Pressure	1
33	1529233	RELAY SOLENOID	1

†Not Illustrated

WHEN ORDERING PARTS, ALWAYS STATE MODEL AND SERIAL NO. OF MACHINE



ELEVATOR ASSEMBLY

CLARK EQUIPMENT COMPANY

CLARK EQUIPMENT COMPANY

ELEVATOR ASSEMBLY

Item	Part No.	Description	Qty.	Item	Part No.	Description	Qty.
A	1582048	ELEVATOR ASSY (Inc. 1 thru 26A, 31, 36 thru 84)	1	43	1579008	DRAG	15
1	1577404	CAP, Hub	2	44	23C-824	BOLT	120
2	4D-14	NUT, Castle	2	45	17D-09	NUT	20
3	1F-728	COTTER	2	46	-----	AXLE KIT - See Index	1
4	1575083	WASHER	2	47	1578853	SPACER	2
5	1575082	CONE	2	48	23C-1052	BOLT	16
5A	654154	CUP	2	49	17D-09	NUT	16
6	24C-928	BOLT	16	50	25E-32	WASHER	4
7	1575164	ROLLER IDLER	2	51	4E-16	LKWSHR	4
8	1575173	HUB	2	52	23C-1636	BOLT	4
9	731284	CONE	2	53	1582121	TUBE	1
9A	660181	CUP	2	54	25E-19	WASHER	8
10	111965	SEAL	2	55	4E-07	LKWSHR	8
11	1575102	PLATE, Cover	2	56	23C-716	BOLT	8
12	66D-09	NUT	16	57	23C-624	BOLT	3
13	1581978	HANGER, R.H.	1	58	4E-06	LKWSHR	3
13A	1582046	†ROLLER ASSY (Inc. 1 thru 13)	1	59	25E-18	WASHER	3
14	7D-16	NUT, Jam	2	60	1582116	TUBE	1
15	1574255	BOLT	2	61	1575821	SHIM	2
16	1577559	‡SHIM	-	62	616762	WASHER	4
17	1577561	BRACE, Cross	1	63	4E-08	LKWSHR	4
18	23C-840	BOLT	12	64	23C-832	BOLT	4
19	1577559	‡SHIM	-	65	1576059	HOSE	1
20	1574253	CLAMP	2	65A	-----	FLANGE HALF - See Group "A"	-
21	17D-03	NUT	2	65B	-----	FLANGE HALF - See Group "A"	-
22	17D-10	NUT	8	66	-----	HYDRAULIC MOTOR ASSY - See Index	1
23	1562676	WASHER	8	67	1582049	FRAME, Elevator	1
24	1581978	HANGER, L.H.	1	68	1579422	ADAPTER	1
24A	1582046	†ROLLER ASSY (Inc. 1 thru 12, 24)	1	69	1576059	HOSE	1
25	17D-06	NUT	12	69A	-----	FLANGE HALF - See Group "A"	-
26	23C-1288	BOLT	8	69B	-----	FLANGE HALF - See Group "A"	-
26A	1574492	WASHER	8	70	1564782	HOSE	1
27	1573633	ARM, Upper Elevator	2	71	1575821	SHIM	2
28	23C-680	BOLT	2	72	1582119	TUBE	1
29	1574643	RETAINER	2	73	25E-18	WASHER	3
30	17D-03	NUT	2	74	4E-06	LKWSHR	3
31	23C-632	BOLT	1	75	24C-624	BOLT	3
32	1F-1648	COTTER	2	76	23C-648	BOLT	1
33	1581075	WASHER	2	77	1574254	CLAMP	2
34	1581077	ARM, Lower Elevator	2	78	17D-03	NUT	1
35	1579586	BUSHING	2	79	523921	SHIM	3
36	1579583	PIN	2	80	1579272	MOTOR GUARD	1
37	25E-26	LKWSHR	2	81	18D-07	NUT	2
38	23C-1052	BOLT	2	82	25E-19	WASHER	2
39	1573286	SPROCKET	2	83	1579480	MOTOR GUARD	1
40	23C-1052	BOLT	20	84	23C-616	BOLT	3
41	-----	CHAIN SET - See Index	1	85	17D-03	NUT	3
42	17D-06	NUT	120				

† Not Illustrated
‡ As Required

GROUP	FLANGE HALF	O-RING	BOLT	LKWSHR	SIZE
No. Req'd Per Connection	2	1	4	4	
A	1563278	58K-219	23C-720	4E-07	1"

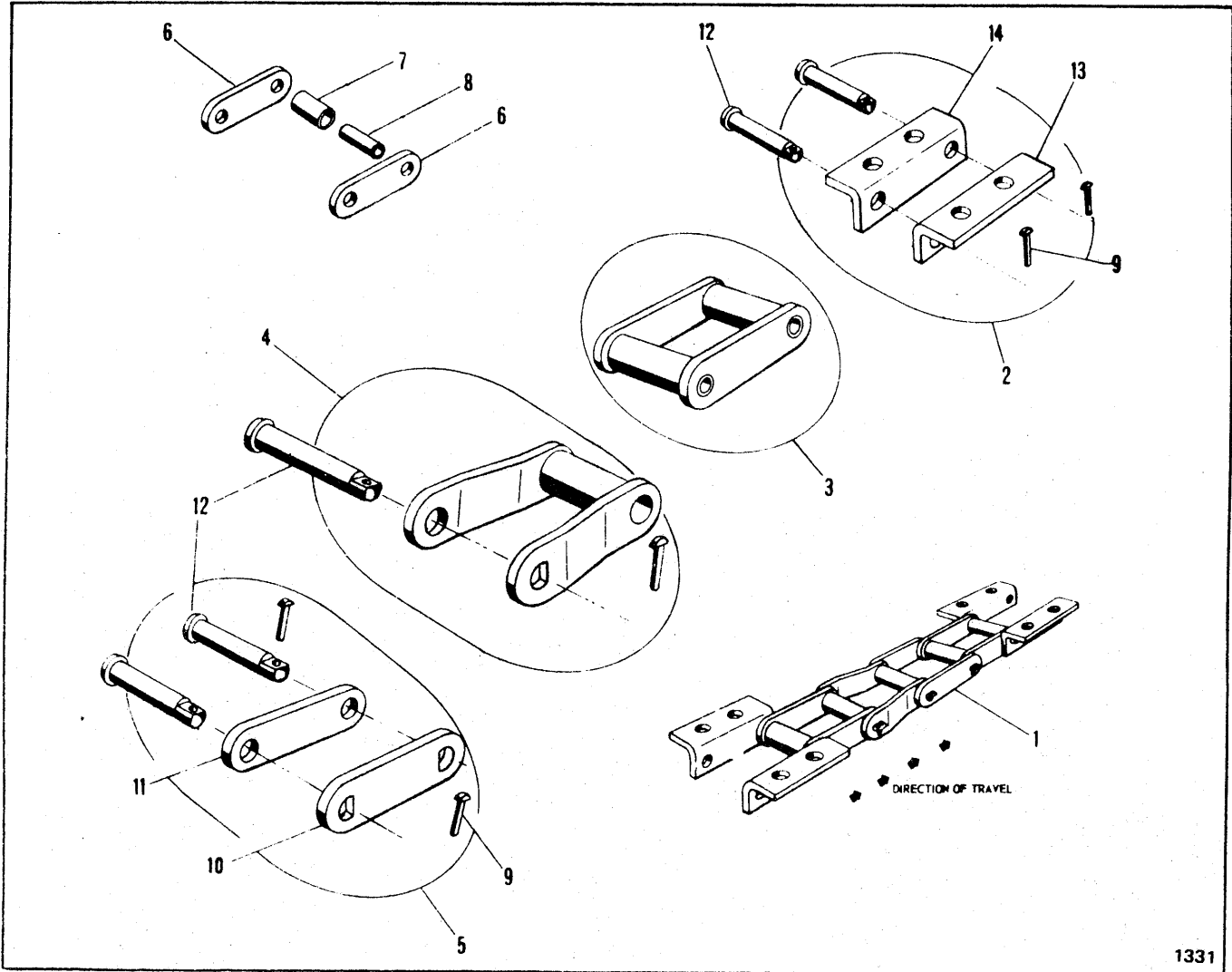
WHEN ORDERING PARTS, ALWAYS STATE MODEL AND SERIAL NO. OF MACHINE

C

C

C

CLARK EQUIPMENT COMPANY



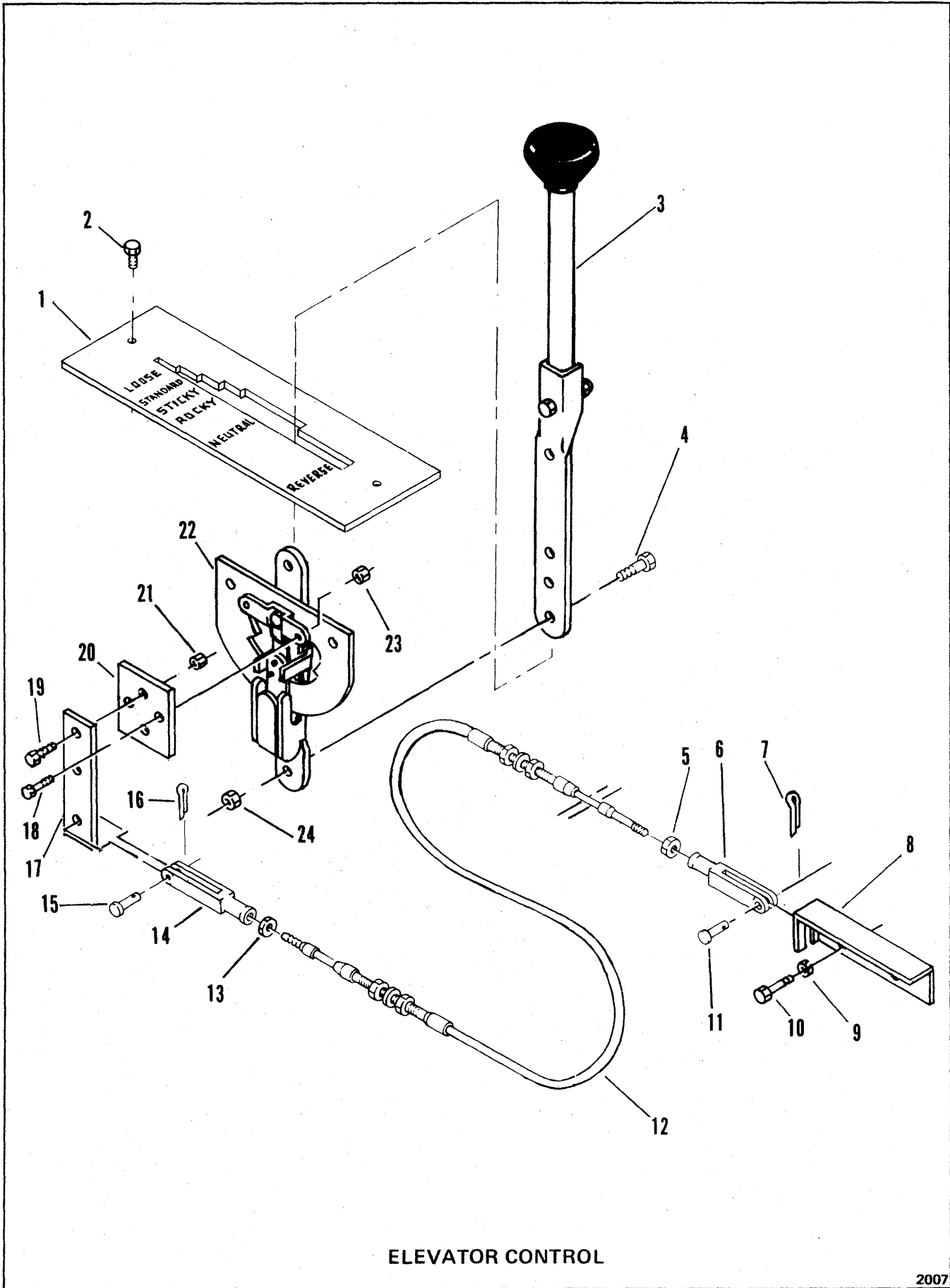
1331

CHAIN – ELEVATOR

Item	Part No.	Description	Qty.
1	1574835	*CHAIN SET (Inc. L.H. Assy & R.H. Assy)	1
<p>NOTE: One (1) Chain Set required per Elevator – Quantities listed below are for one (1) Chain Assy. It is recommended that chains be installed in pairs to assure equal lengths.</p>			
2	949176	ATTACHMENT LINK ASSY (Inc. 9, 12, 13, 14)	15
3	949175	BLOCK LINK ASSY (Inc. 6, 7, 8)	30
4	949173	MASTER LINK ASSY (Inc. 12)	15
5	949174	CONN. LINK ASSY (Inc. 9, 10, 11, 12)	15
6	1574843	BAR	60
7	1574848	ROLLER	75
8	1574847	BUSHING	75
9	1566481	KEY (Sold in lots of 100)	75
10	1574842	BAR, Key Side	15
11	1574841	BAR, Head Side	15
12	1574846	PIN	75
13	1574845	LINK, Key Side	15
14	1574844	LINK, Head Side	15

WHEN ORDERING PARTS, ALWAYS STATE MODEL AND SERIAL NO. OF MACHINE

CLARK EQUIPMENT COMPANY



ELEVATOR CONTROL

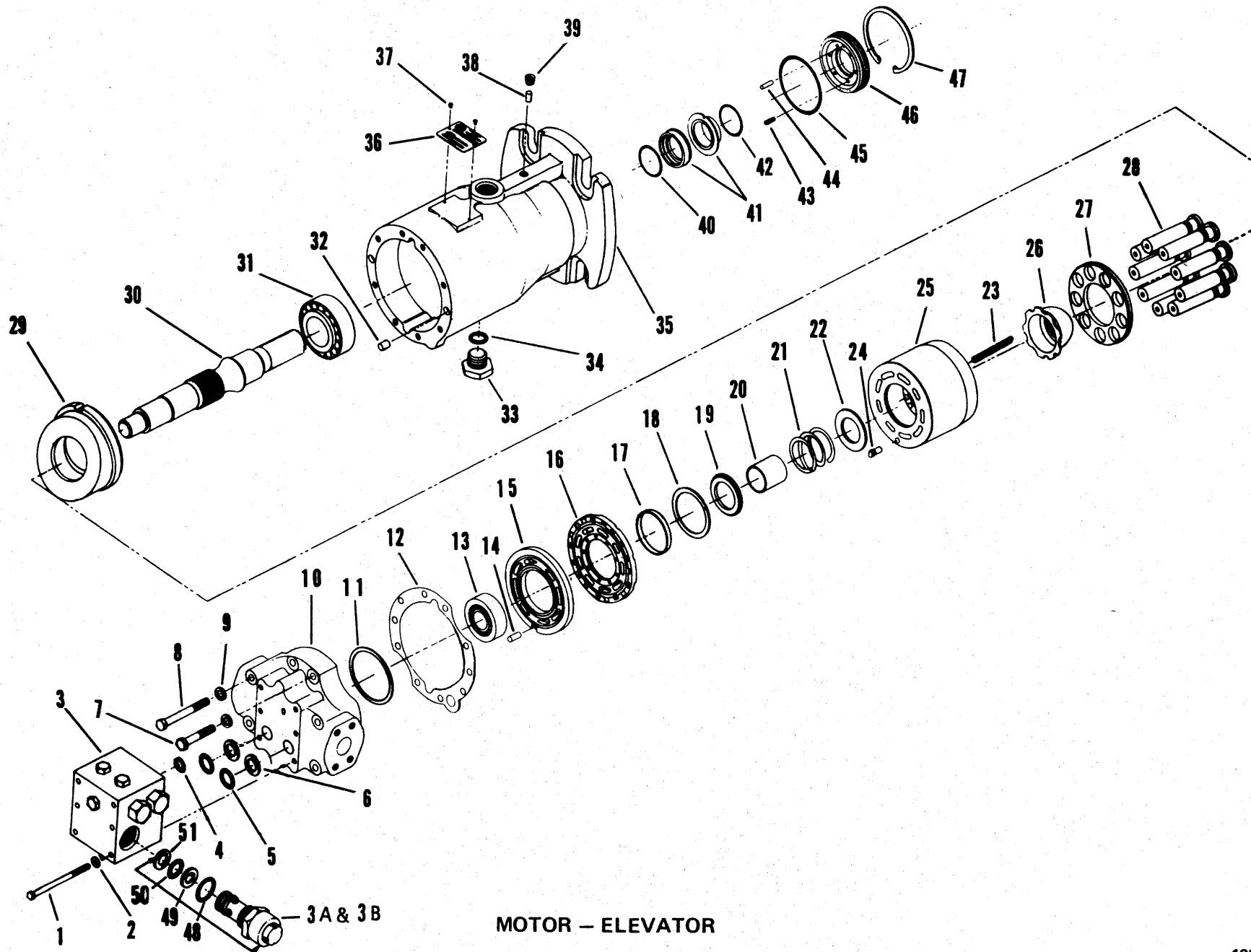
2007

CLARK EQUIPMENT COMPANY

ELEVATOR CONTROL

Item	Part No.	Description	Qty.
1	1579478	CONSOLE	1
2	1309067	BOLT	2
3	1579612	LEVER	1
4	23C-412	BOLT	2
5	8D-4	NUT	1
6	2J-4200	CLEVIS	1
7	1F-207	COTTER	1
8	1576812	BRACKET	1
9	25E-14	LKWSHR	2
10	23C-440	BOLT	2
11	4F-04051	PIN	1
12	1576834	CABLE ASSY	1
13	8D-4	NUT	1
14	2J-4200	CLEVIS	1
15	4F-04051	PIN	1
16	1F-207	COTTER	1
17	1575931	ARM	1
18	23C-412	BOLT	2
19	23C-412	BOLT	2
20	1576534	FLAT	1
21	17D-01	NUT	2
22	1579569	CONTROL	1
23	17D-01	NUT	2
24	17D-01	NUT	2

WHEN ORDERING PARTS, ALWAYS STATE MODEL AND SERIAL NO. OF MACHINE



MOTOR - ELEVATOR

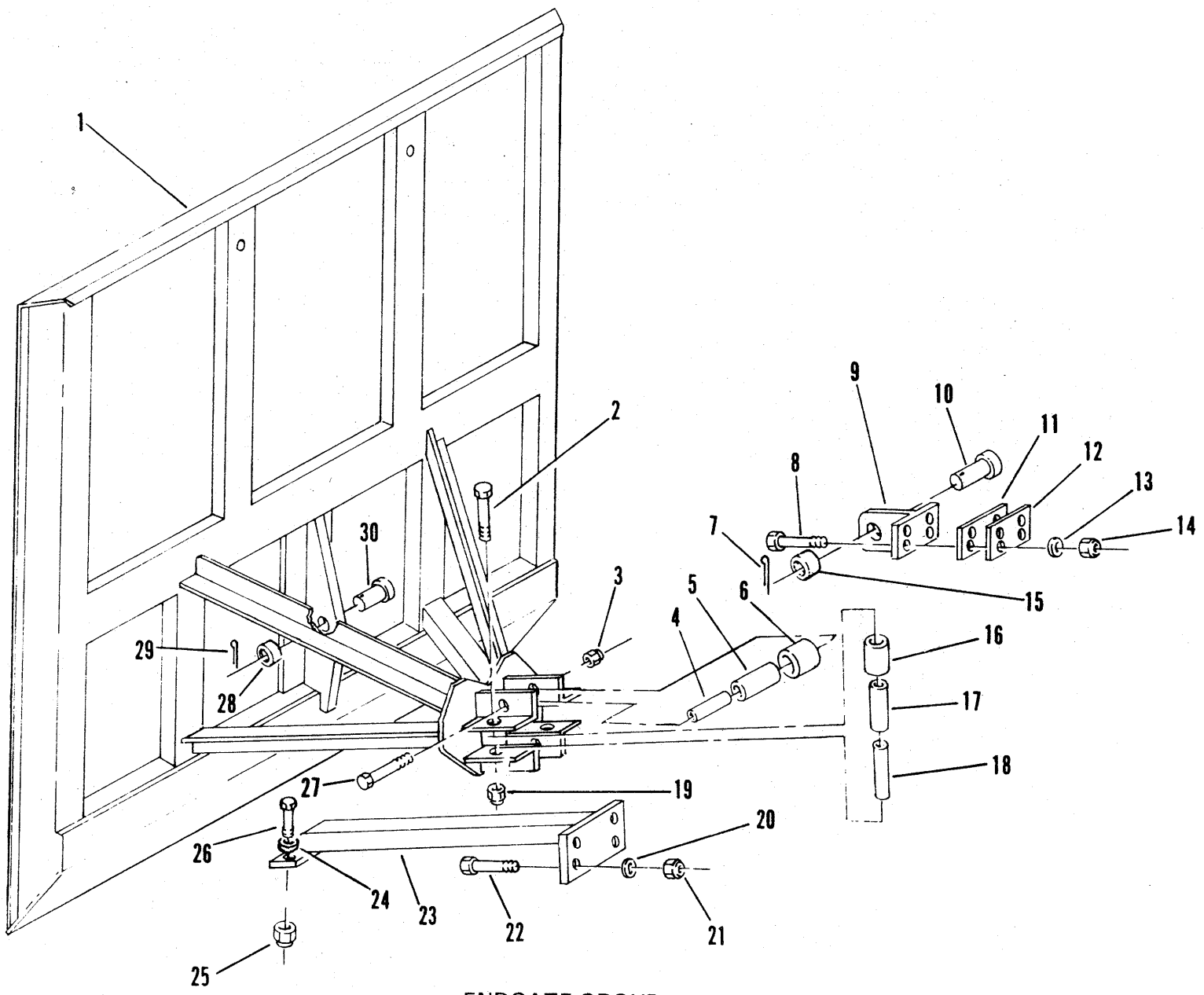
CLARK EQUIPMENT COMPANY

MOTOR ASSEMBLY – ELEVATOR

Item	Part No.	Description	Qty.
A	1579117	MOTOR ASSY, Elevator (Inc. 1 thru 51)	1
B	1579713	CYLINDER BLOCK KIT (Inc. 16 thru 28)	1
C	6518508	CYLINDER BLOCK KIT (Inc. 16 thru 28)	1
D	6518528	SEAL KIT (Inc. 40 thru 47)	1
E	6518500	SEAL KIT (Inc. 4, 5 & 6)	1
F	1579678	MANIFOLD VALVE KIT (Inc. 1, 2, 3, 3A, 4, 5 & 6)	1
G	6518452	MANIFOLD VALVE KIT (Inc. 1, 2, 3, 3A, 4, 5 & 6)	1
1	1C-560	SCREW	6
2	6518414	WASHER	6
3	1579714	MANIFOLD, Valve	1
3A	1579751	VALVE, Relief – See "F"	1
3B	6518416	VALVE, Relief – See "G"	1
4	25K-20028	O-RING	1
5	948254	O-RING	2
6	6518417	RING, Back-Up	2
7	1C-736	SCREW	4
8	1C-752	SCREW	4
9	6518418	WASHER	8
10	1577841	END CAP	1
11	6518420	‡ SHIM	—
12	6518421	GASKET	1
13	1577497	BEARING	1
14	6518423	PIN	1
15	6518424	PLATE	1
16	----	§ PLATE – See "B"	1
17	----	§ PILOT – See "B"	1
18	----	§ RING – See "B"	1
19	----	§ RETAINER – See "B"	1
20	----	§ GUIDE – See "B"	1
21	----	§ SPRING – See "B"	1
22	----	§ SEAT – See "B"	1
23	----	§ SPRING – See "B"	6
24	----	§ PIN – See "B"	1
25	----	§ BLOCK, Cylinder – See "B"	1
26	----	§ GUIDE – See "B"	1
27	----	§ RETAINER – See "B"	1
28	----	§ PISTON – See "B"	9
29	5201879	PLATE, Swash	1
30	1577492	SHAFT	1
31	1577496	BEARING	1
32	6518460	PIN	2
33	24K-07	PLUG	1
34	91F-07	O-RING	1
35	5201880	HOUSING	1
36	6518462	NAMEPLATE	1
37	6C-403	SCREW, Drive	2
38	1577531	PIN	1
39	6518510	PLUG	1
40	6518468	O-RING	1
41	6518469	SEAL KIT	1
42	6518468	O-RING	1
43	6518470	PIN	1
44	6518471	SPRING	8
45	25K-40316	O-RING	1
46	6518472	RETAINER	1
47	1320110	RING	1
48	91F-9	O-RING	1
49	6518728	RING, Back-Up	1
50	893679	O-RING	1
51	6518728	RING, Back-Up	1

‡ As Required
§ Not Sold Separately

WHEN ORDERING PARTS, ALWAYS STATE MODEL AND SERIAL NO. OF MACHINE



ENDGATE GROUP

CLARK EQUIPMENT COMPANY

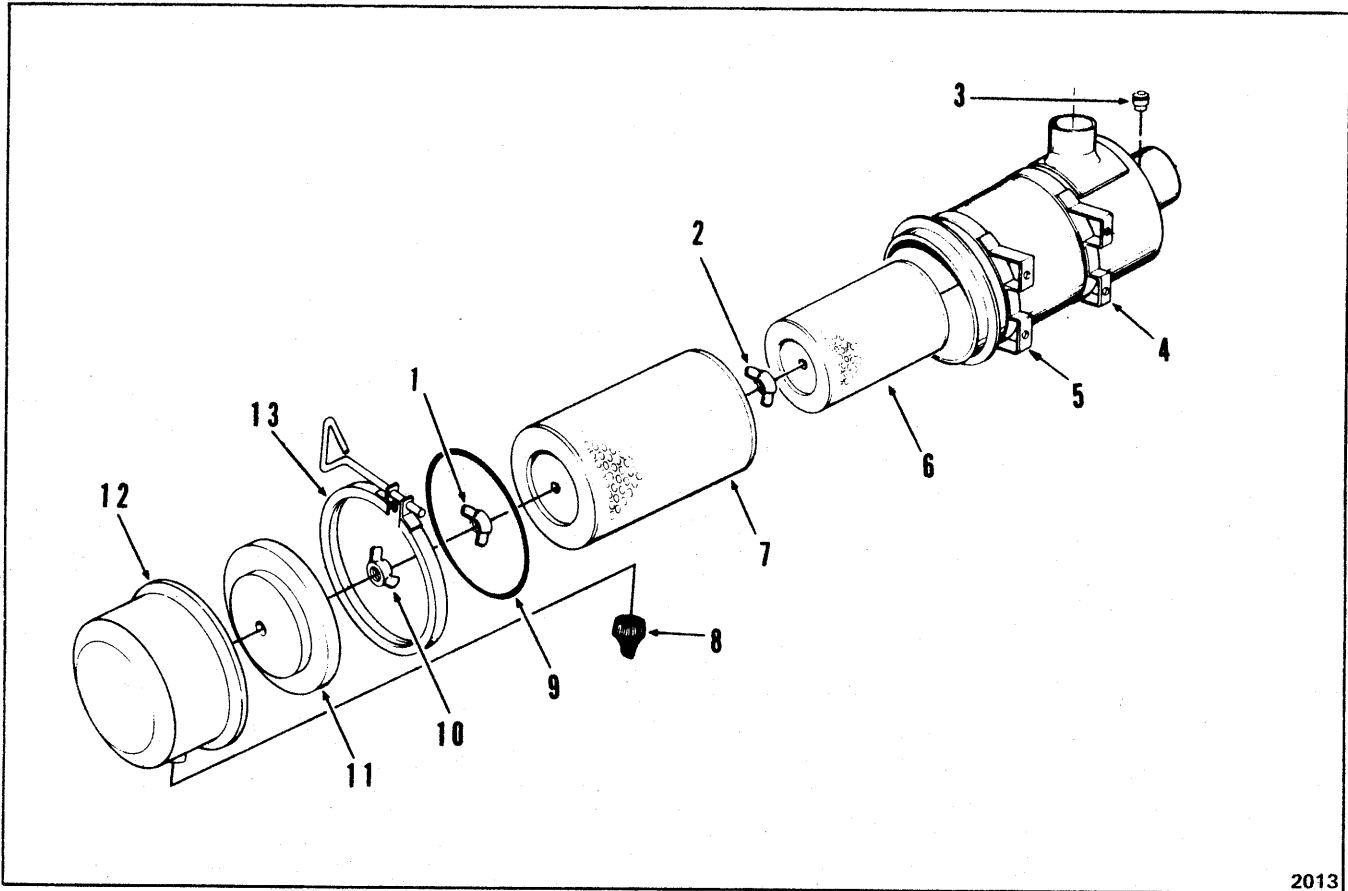
ENDGATE GROUP

Item	Part No.	Description	Qty.
1	1581398	ENDGATE (Inc. 28).....	1
2	23C-1072	BOLT	2
3	17D-9	NUT	2
4	1575245	SLEEVE.....	2
5	1566345	BUSHING	2
6	1580926	ROLLER	2
7	1F-840	COTTER	1
8	23C-848	BOLT	4
9	1581370	LUG (Inc. 15)	1
10	1581418	PIN	1
11	1574772	‡SHIM	—
12	1574773	‡SHIM	—
13	25E-22	WASHER	4
14	17D-6	NUT	4
15	1574465	BUSHING	1
16	1580926	ROLLER	2
17	1566345	BUSHING	2
18	1575245	SLEEVE	2
19	17D-9	NUT	2
20	25E-22	WASHER	4
21	17D-6	NUT	4
22	23C-824	BOLT	4
23	1574123	TRACK	1
24	25E-22	WASHER	2
25	17D-6	NUT	2
26	23C-824	BOLT	2
27	23C-1072	BOLT	2
28	1574465	BUSHING	1
29	1F-840	COTTER	1
30	1564974	PIN	1

‡As Required

WHEN ORDERING PARTS, ALWAYS STATE MODEL AND SERIAL NO. OF MACHINE

CLARK EQUIPMENT COMPANY



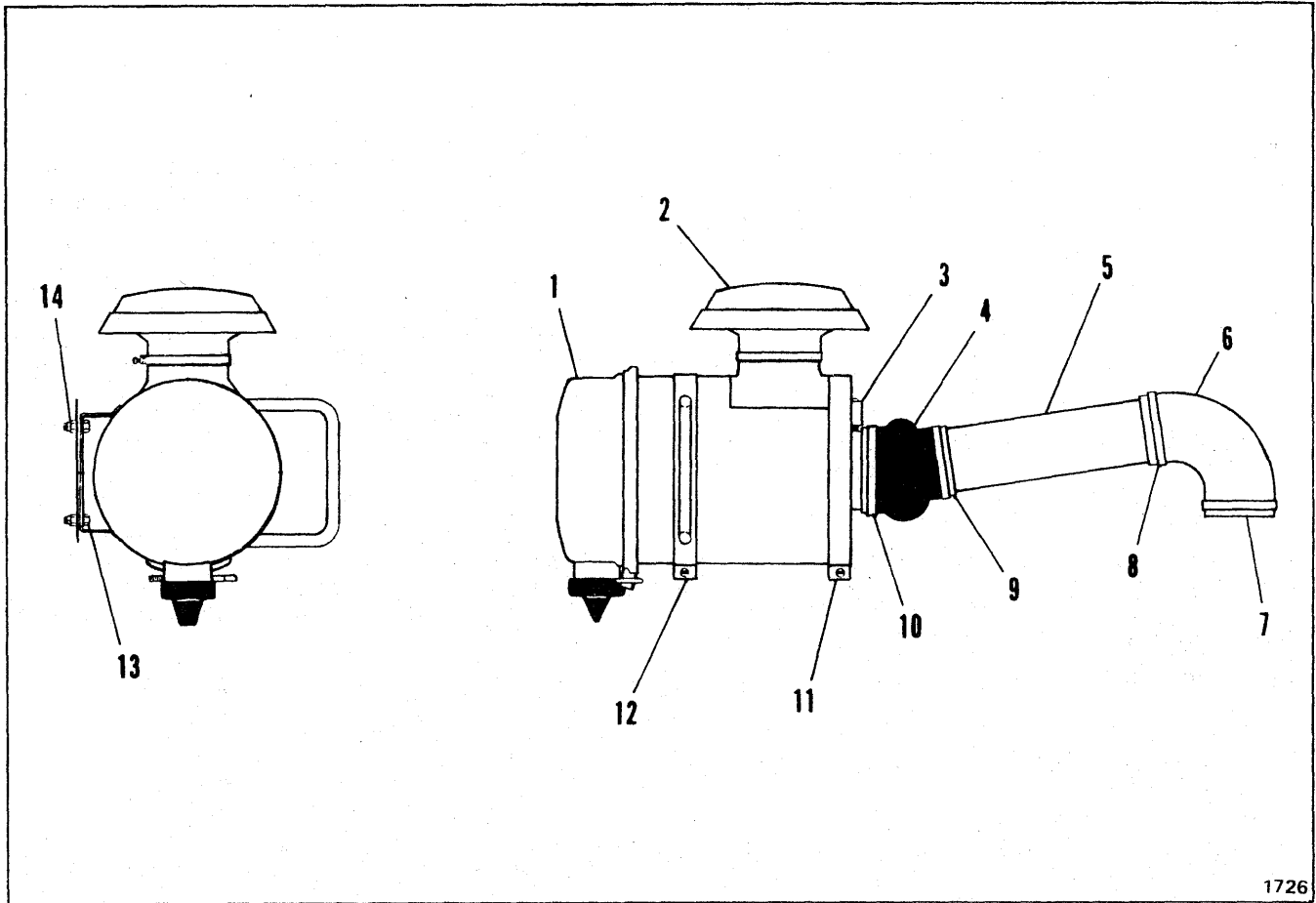
2013

AIR CLEANER

Item	Part No.	Description	Qty.
A	1518700	AIR CLEANER ASSY (Inc. 1, 2, 6, 7 thru 13)	1
1	----	NUT, Wing (Inc. with "A")	1
2	3292703	NUT, Wing (Inc. with "A")	1
3	6515007	INDICATOR, Restriction	1
4	941474	BAND	1
5	1577870	BAND ASSY	1
6	993689	ELEMENT	1
7	1990248	ELEMENT (Inc. with "A").....	1
8	946860	VACUATOR (Inc. with "A")	1
9	892833	O-RING (Inc. with "A")	1
10	----	NUT, Wing (Inc. with "A")	1
11	----	BAFFLE (Inc. with "A")	1
12	----	CUP (Inc. with "A").....	1
13	----	CLAMP (Inc. with "A")	1

WHEN ORDERING PARTS, ALWAYS STATE MODEL AND SERIAL NO. OF MACHINE

CLARK EQUIPMENT COMPANY



1726

ENGINE AIR CLEANER AND CONNECTIONS

Item	Part No.	Description	Qty.
1	1518700	AIR CLEANER	1
2	1523149	HOOD	1
3	6515007	INDICATOR, Restriction	1
4	1522451	HOSE	1
5	1577752	TUBE	1
6	515425	ELBOW	1
7	539042	CLAMP	1
8	539042	CLAMP	1
9	539042	CLAMP	1
10	1503862	CLAMP	1
11	941474	BAND	1
12	1577870	BAND ASSY	1
13	23C-616	BOLT	2
14	17D-3	LOCKNUT	2

WHEN ORDERING PARTS, ALWAYS STATE MODEL AND SERIAL NO. OF MACHINE

CLARK EQUIPMENT COMPANY

ENGINE AND ACCESSORIES

Item	Part No.	Description	Qty.
------	----------	-------------	------

All orders for engine assembly or components thereof should be placed with the nearest Cummins Distributor. Always give model, specifications and serial number of the engine when ordering parts. This data will be found on option plate attached to the side of the rocker cover.

ENGINE ACCESSORIES

1	1581337	ALTERNATOR – 24 V, 30 Amp (Delco # 1100061)	1
2	----	PULLEY (Cummins # 554999)	1
3	1505190	VOLTAGE REGULATOR	1
4	----	*STARTING MOTOR – 24 V (Cummins # 197127)	1
5	----	*FAN (Cummins # 651070)	1
6	235215	DAMPNER	1
6A	1576129	COVER, Flywheel (Inc. 8 Bolts 23C-624, 8 Lkwshrs 4E-06, 12 Bolts 23C-620, 12 Lkwshrs 4E-06)	1
7	1576528	VALVE, Fuel Shut-Off Solenoid	1

ALTERNATOR, FAN AND WATER PUMP DRIVE BELTS

8	----	*BELT, Alternator (Cummins # 178453) (Set of 2)	1
9	1516199	*BELT, Fan (Cummins # 178598) (Set of 2)	1

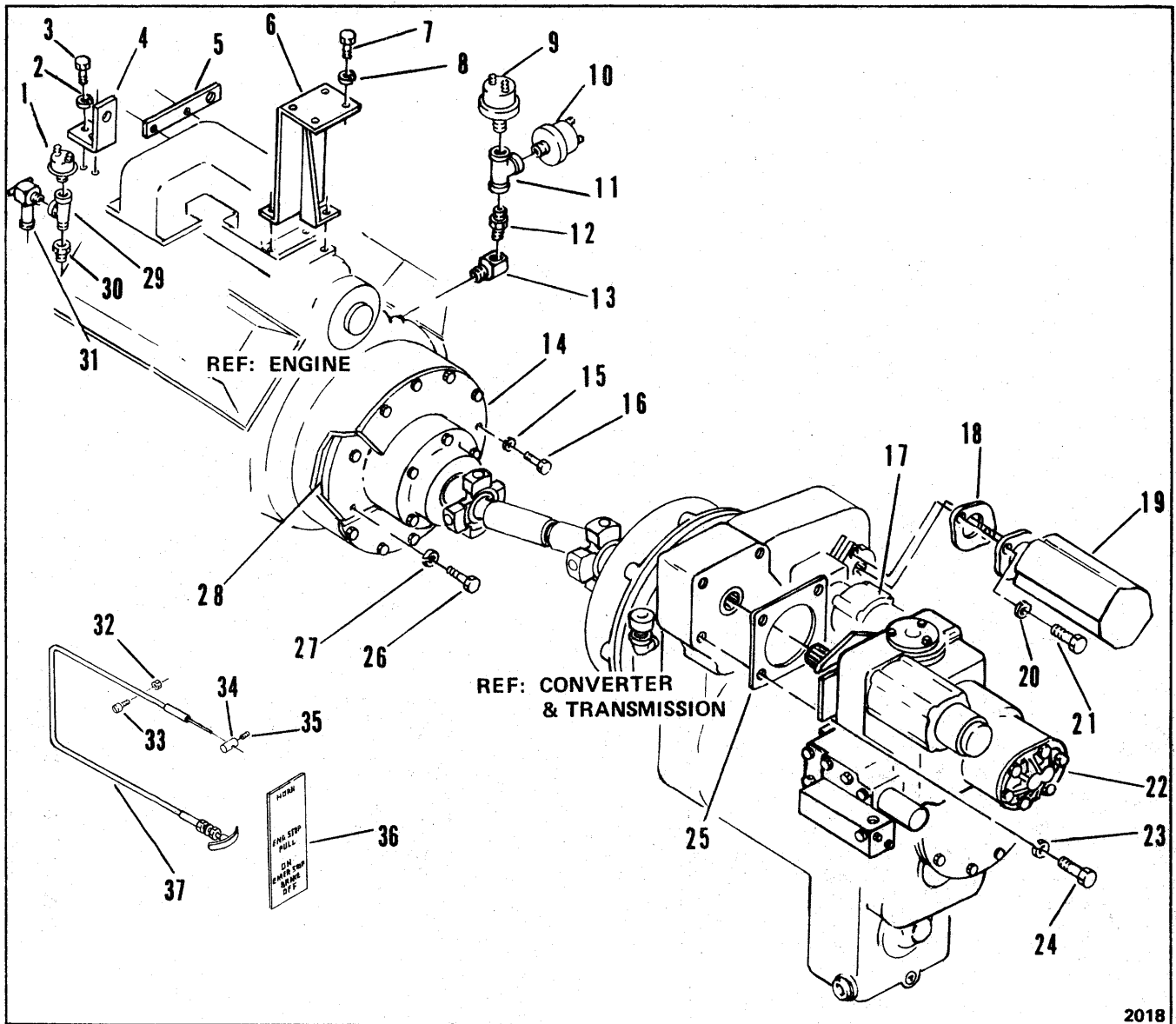
REPLACEMENT FILTERS AND ELEMENTS

10	1990248	ELEMENT, Air Cleaner (Primary)	1
11	993689	ELEMENT, Air Cleaner (Safety)	1
12	949056	ELEMENT, Corrosion Inhibitor (Water)	1
13	230962	ELEMENT, Transmission & Converter Hydraulic System	1
14	1578050	ELEMENT, Elevator & Lift	2
15	949096	ELEMENT, Engine Lube	1
16	1582766	FILTER ASSY, Engine Fuel	1
17	949095	ELEMENT, Engine Fuel	2
18	1614188	FILTER ASSY, By-Pass (Engine Cummins # 159707) (Luberfiner)	1
19	949098	ELEMENT, By-Pass (Engine) (Luberfiner)	1

*NOTE: The above listed accessory items are serviced by the engine manufacturer. Specifications on these items are subject to change without notice. It is, therefore, recommended that complete model, specifications and serial number of the engine be provided to your Cummins Distributor when ordering parts.

WHEN ORDERING PARTS, ALWAYS STATE MODEL AND SERIAL NO. OF MACHINE

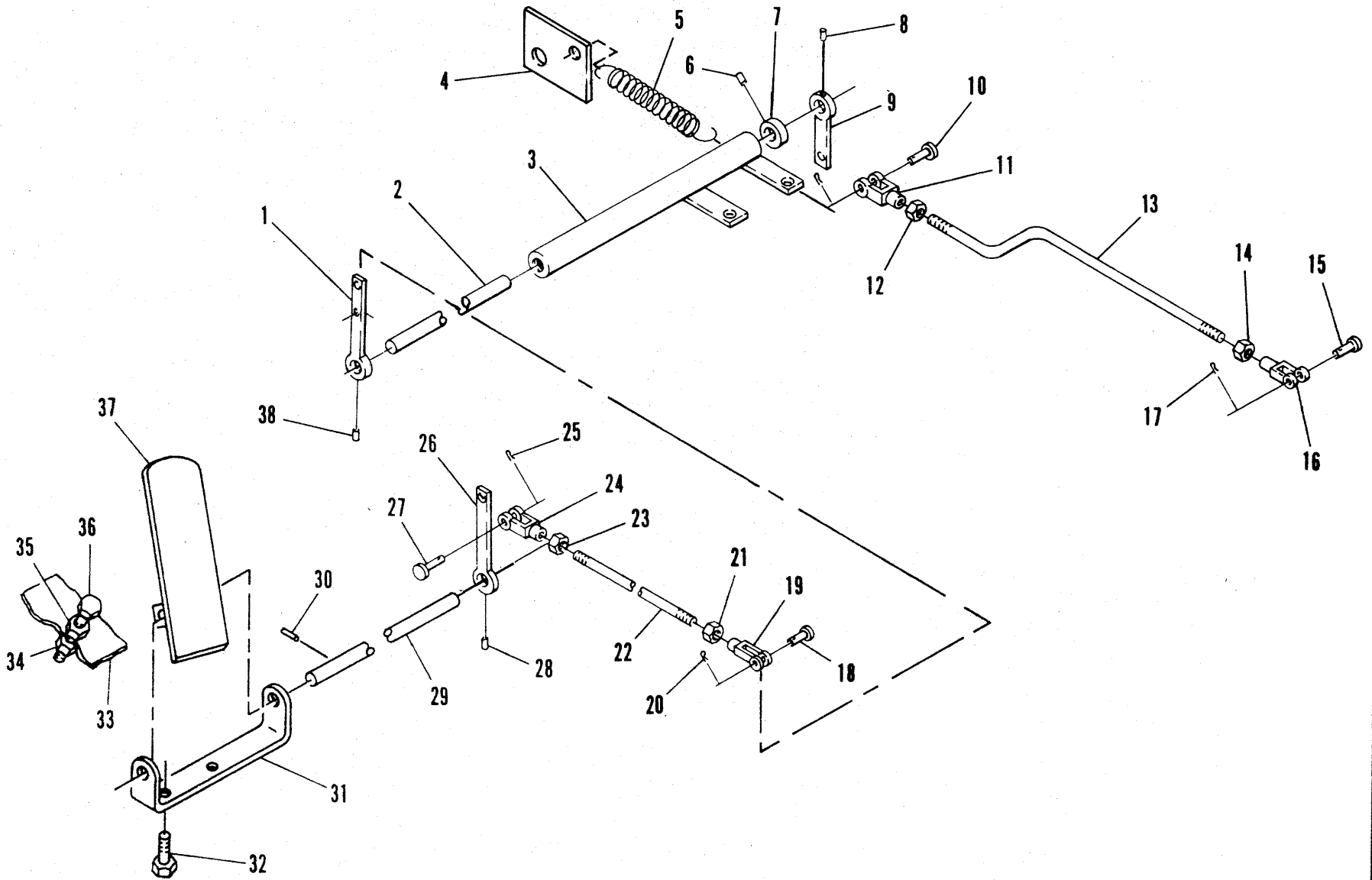
CLARK EQUIPMENT COMPANY



ATTACHING PARTS – ENGINE, CONVERTER AND TRANSMISSION

Item	Part No.	Description	Qty.	Item	Part No.	Description	Qty.
1	1564604	SENDER, Water Temperature	1	20	4E-08	LKWSHR	2
2	4E-06	LKWSHR	2	21	23C-828	BOLT	2
3	23C-616	BOLT	2	22	—	PUMP, Elevator – See Index	1
4	1576790	BRACKET	1	23	616792	WASHER	4
5	1576789	BRACKET	1	24	23C-828	BOLT	4
6	1576769	BRACKET, Filter	1	25	552161	GASKET	1
7	23C-616	BOLT	4	26	23C-624	BOLT	8
8	4E-06	LKWSHR	4	27	4E-06	LKWSHR	8
9	1550963	SENDER, Oil Pressure	1	28	235215	DAMPER	1
10	583458	SENDER, Hourmeter	1	29	17F-03	TEE, Street	1
11	18F-1	TEE	1	30	19F-6	REDUCER	1
12	542646	NIPPLE	1	31	1580349	VALVE, Heater	1
13	672202	ADAPTER, Elbow	1	32	14D-10	NUT	2
14	1576129	COVER, Damper	1	33	86G-1012	SCREW	2
15	4E-6	LKWSHR	12	34	1523210	STOP	1
16	23C-620	BOLT	12	35	35G-806	SCREW	1
17	—	PUMP, Charging – See Index	1	36	—	DECAL – See Index	1
18	762746	GASKET	1	37	1564651	CABLE	1
19	1576424	PUMP	1				

WHEN ORDERING PARTS, ALWAYS STATE MODEL AND SERIAL NO. OF MACHINE



ENGINE CONTROLS

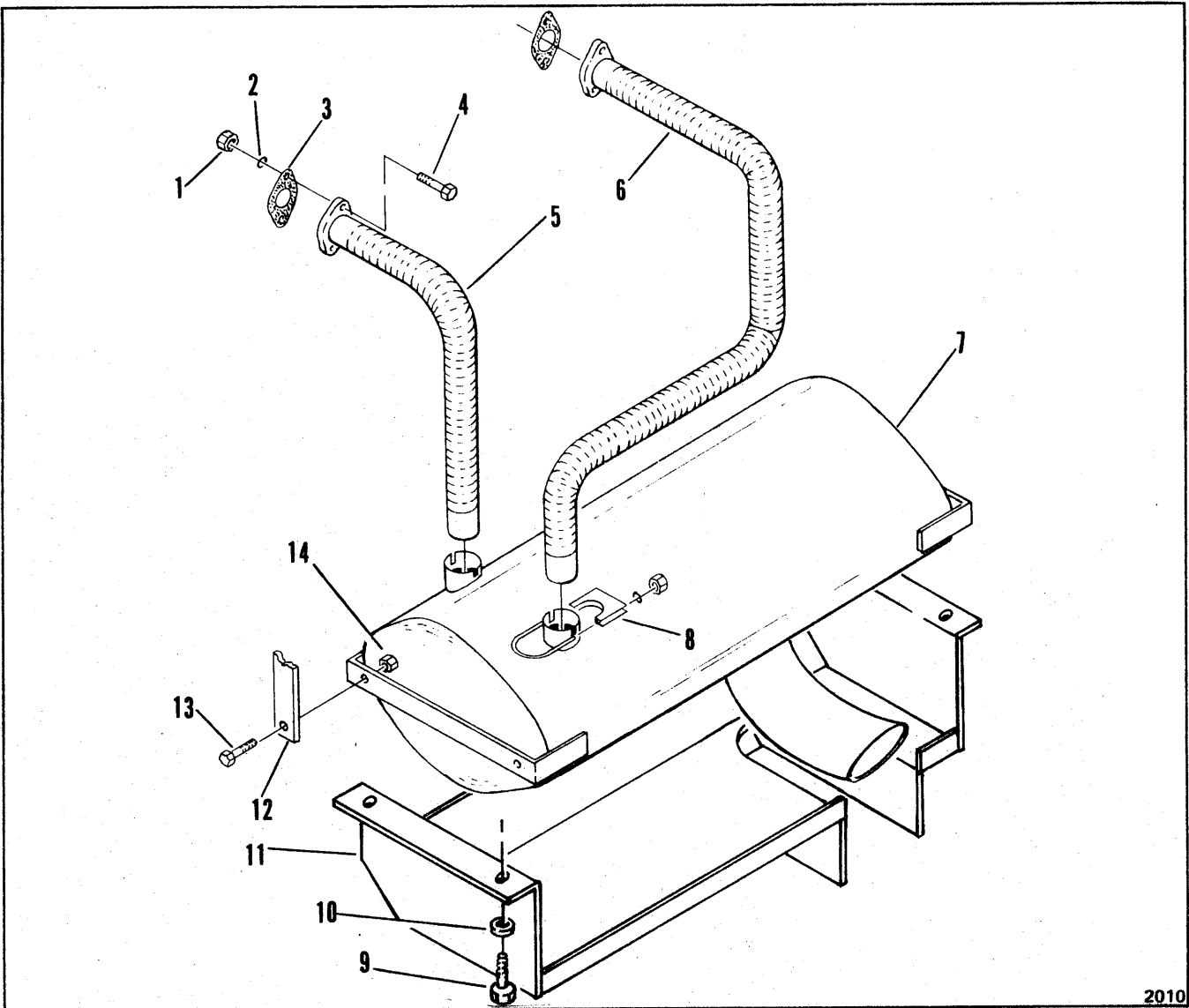
CLARK EQUIPMENT COMPANY

ENGINE CONTROLS

Item	Part No.	Description	Qty.
1	1576782	ARM	1
2	1576754	ROD	1
3	1576794	BRACKET	1
4	1576796	FLAT	1
5	1563772	SPRING	1
6	666888	PIN	1
7	1556801	BUSHING	1
8	666888	PIN	1
9	1576786	ARM	1
10	2F-05062	PIN	1
11	2J-5204	CLEVIS	1
12	7D-05	NUT	1
13	1576755	ROD	1
14	7D-05	NUT	1
15	2F-05062	PIN	1
16	2J-5204	CLEVIS	1
17	1F-316	COTTER	1
18	2F-05062	PIN	1
19	2J-5204	CLEVIS	1
20	1F-316	COTTER	1
21	7D-05	NUT	1
22	1576756	ROD	1
23	7D-05	NUT	1
24	2J-5204	CLEVIS	1
25	1F-316	COTTER	1
26	1576787	ARM	1
27	2F-05062	PIN	1
28	666888	PIN	1
29	1576758	ROD	1
30	666888	PIN	1
31	1576489	BRACKET	1
32	23C-516	BOLT	2
33	----	CAB FLOOR (Ref)	—
34	7D-06	NUT	1
35	7D-06	NUT	1
36	23C-632	BOLT	1
37	1576518	PEDAL	1
38	666888	PIN	1

WHEN ORDERING PARTS, ALWAYS STATE MODEL AND SERIAL NO. OF MACHINE

CLARK EQUIPMENT COMPANY



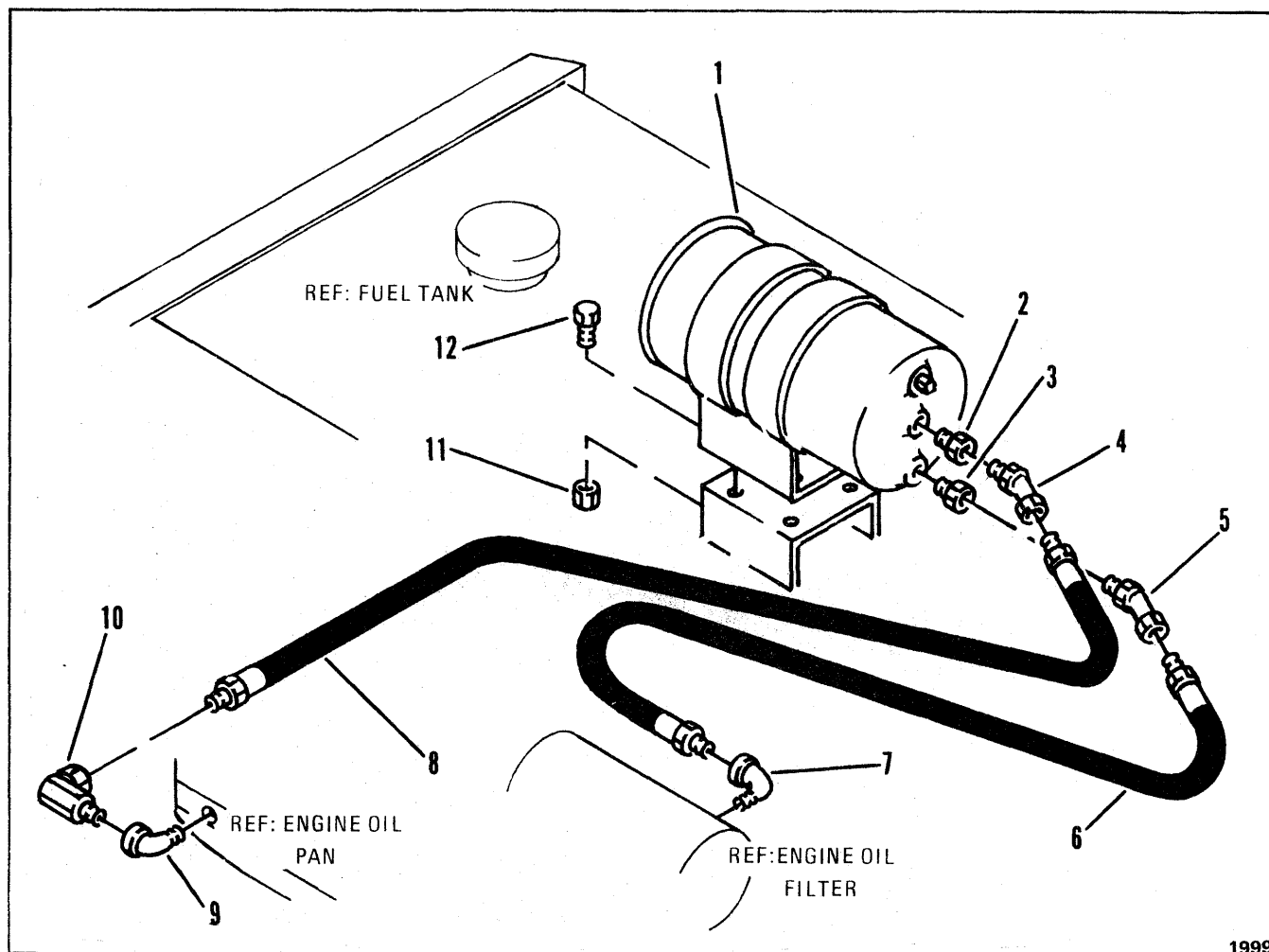
EXHAUST GROUP

Item	Part No.	Description	Qty.
1	63D-06	NUT	4
2	4E-6	WASHER	4
3	1990274	GASKETS (Cummins 168004)	2
4	23C-624	BOLT	4
5	1581092	TUBE	1
6	1581088	TUBE	1
7	1582003	MUFFLER	1
8	550652	CLAMP ASSY	2
9	23C-820	BOLT	4
10	25E-22	WASHER	4
11	1581790	GUARD	1
12	---	MAIN FRAME (Ref.)	—
13	23C-620	BOLT	4
13A	25E-18	†WASHER	4
14	63D-06	NUT	4

†Not Illustrated

WHEN ORDERING PARTS, ALWAYS STATE MODEL AND SERIAL NO. OF MACHINE

CLARK EQUIPMENT COMPANY



1999

ENGINE OIL BY-PASS FILTER AND LINES

Item	Part No.	Description	Qty.
1	-----	FILTER ASSY, Engine By-Pass - See Index	1
2	19F-2	BUSHING	1
3	19F-2	BUSHING	1
4	33F-3	ADAPTER 45°	1
5	33F-3	ADAPTER 45°	1
6	1576816	HOSE	1
7	26F-3	ELBOW 90°	1
8	546802	HOSE	1
9	26F-3	ELBOW 90°	1
10	31F-3	ADAPTER 90°	1
11	17D-3	NUT	4
12	23C-616	BOLT	4

WHEN ORDERING PARTS, ALWAYS STATE MODEL AND SERIAL NO. OF MACHINE

C


C

C

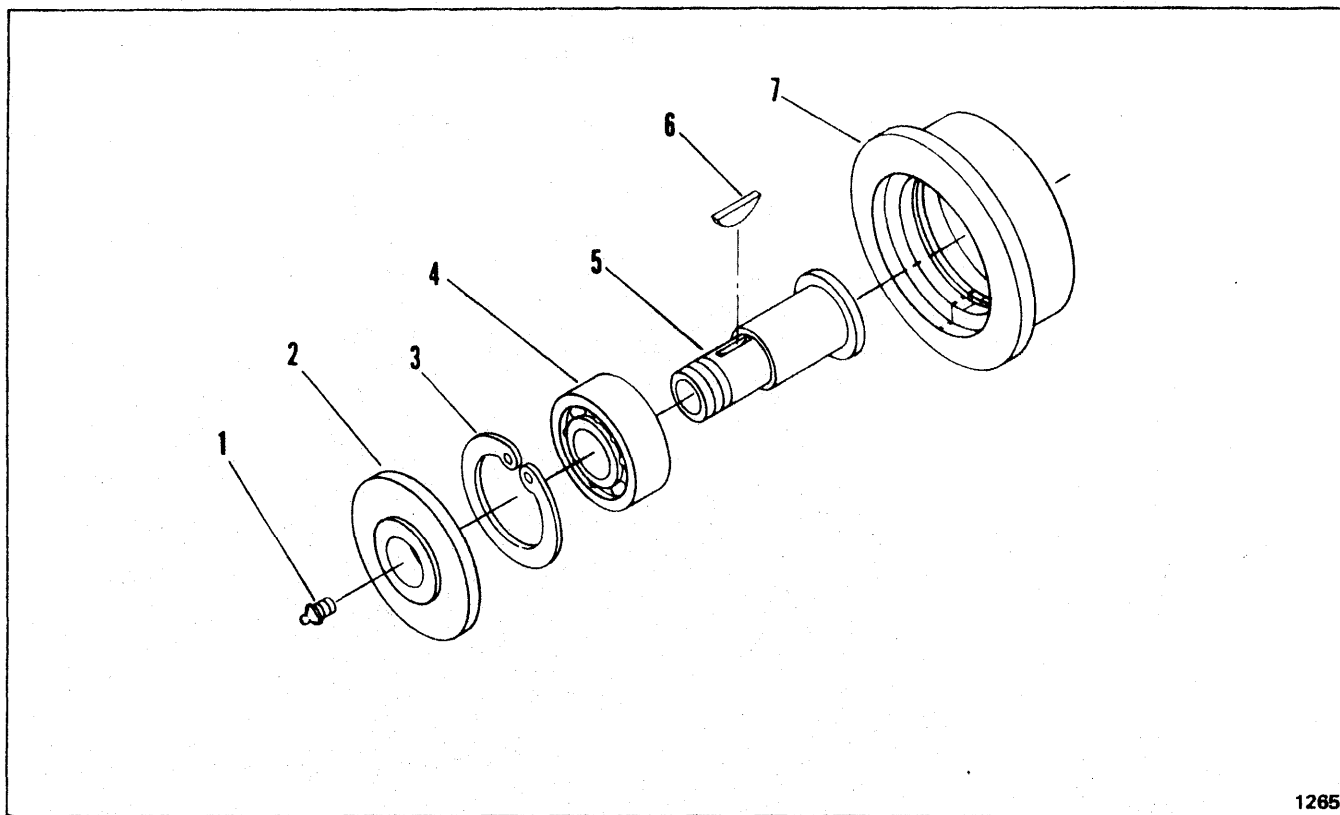
CLARK EQUIPMENT COMPANY

"F" GROUP CONTENTS

Floor Roller	F 3
Floor Rolling	F 5
Frame Scraper Main	F 7
Frame Tractor Main	F 9
Fuel Tank & Lines	F 10



CLARK EQUIPMENT COMPANY



1285

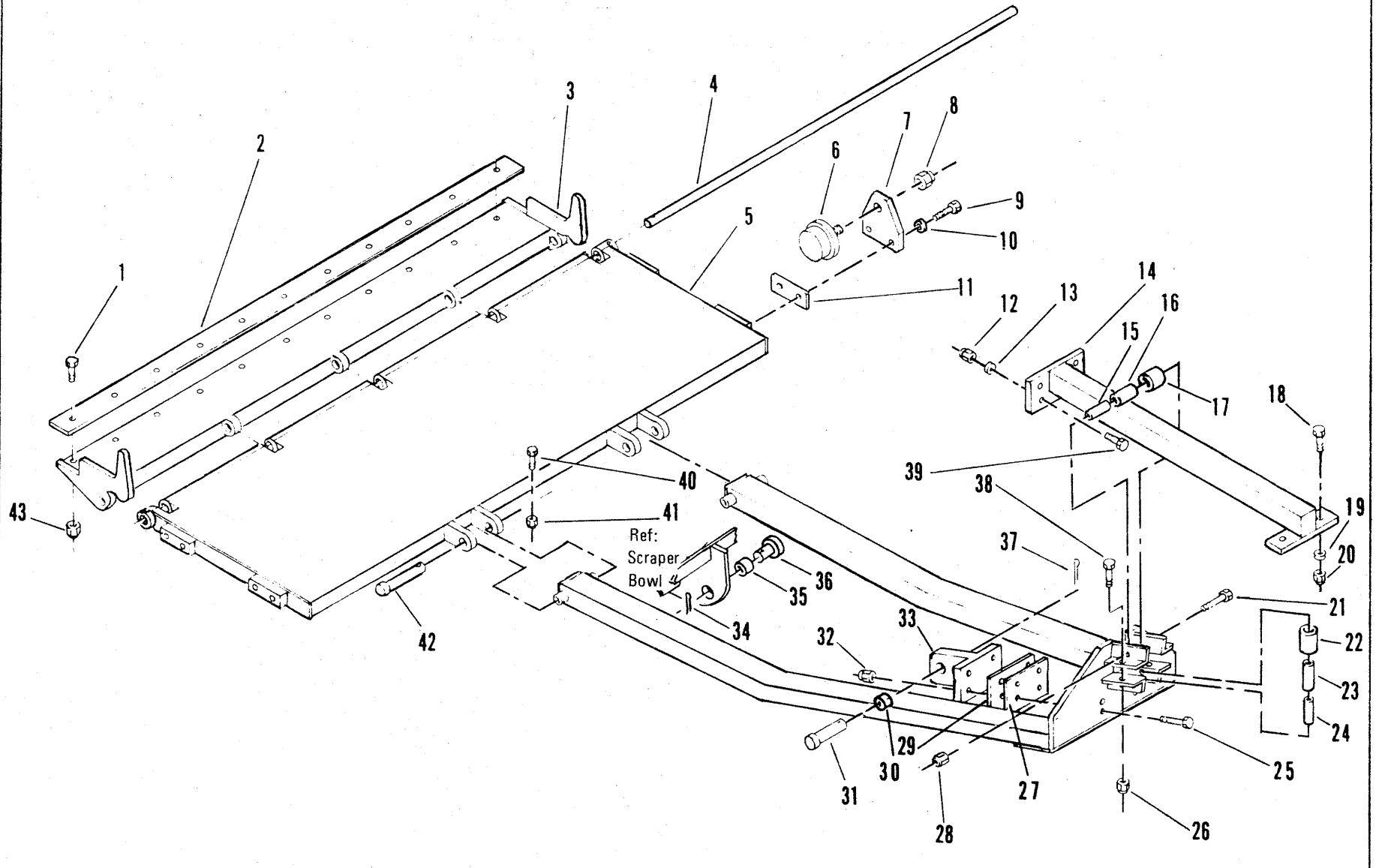
FLOOR ROLLER

Item	Part No.	Description	Qty.
A	1556403	ROLLER, Rolling Floor (Inc.1 thru 7).....	4

NOTE: Four (4) Rollers are used on machine – Quantities listed below are for one (1) Roller.

1	1550756	FITTING, Grease	1
2	1556401	SPACER, Roller	1
3	711406	RING, Bearing Retaining	1
4	1566152	BEARING, Roller	1
5	1556395	AXLE, Roller	1
6	5J-404	KEY, Woodruff	1
7	1556402	ROLLER	1

WHEN ORDERING PARTS, ALWAYS STATE MODEL AND SERIAL NO. OF MACHINE



ROLLING FLOOR GROUP

CLARK EQUIPMENT COMPANY

CLARK EQUIPMENT COMPANY

ROLLING FLOOR GROUP

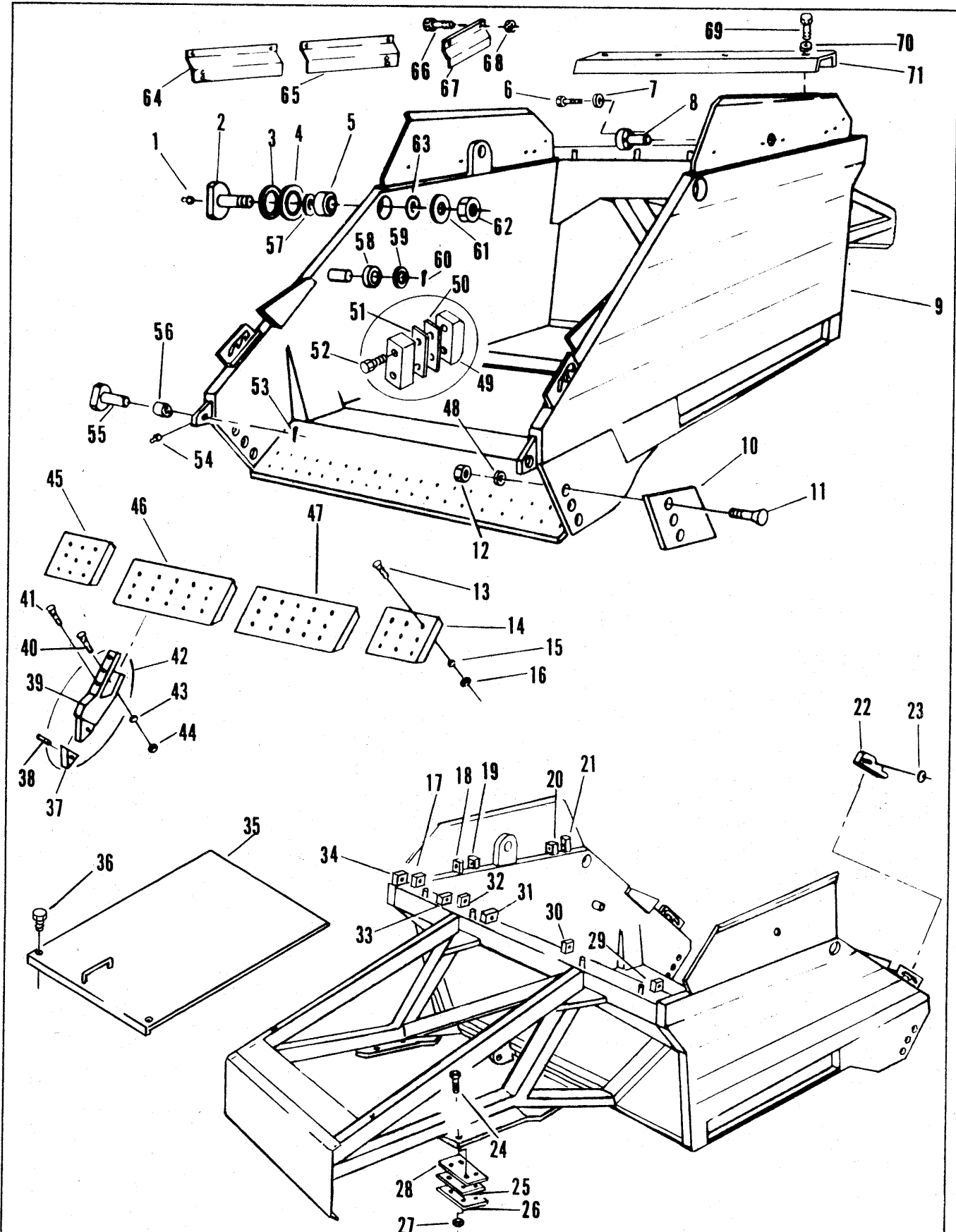
Item	Part No.	Description	Qty.
1	23C-828	BOLT	11
2	1573575	BLADE	1
3	1580588	FRAME	1
4	1573634	ROD	1
5	1574098	FLOOR	1
6	-----	ROLLER - See Index	4
6A	1573369	†ROLLER ASSY (Inc. 6, 7, 8)	4
7	1573366	PLATE	4
8	5290493	NUT	4
9	23C-1232	BOLT	8
10	4E-12	LKWSHR	8
11	1574814	‡SHIM	-
12	17D-06	NUT	4
13	25E-22	WASHER	4
14	1576142	TRACK	1
15	1575245	SLEEVE	2
16	1566345	BUSHING	2
17	1580926	ROLLER	2
18	23C-824	BOLT	2
19	25E-22	WASHER	2
20	17D-06	NUT	2
21	23C-1072	BOLT	2
22	1580926	ROLLER	2
23	1566345	BUSHING	2
24	1575245	SLEEVE	2
25	23C-852	BOLT	4
26	17D-09	NUT	2
27	1574773	‡SHIM	-
28	17D-09	NUT	2
29	1574772	‡SHIM	-
30	1574465	BUSHING	1
31	1564974	PIN	2
32	17D-06	NUT	4
33	1581370	HANGER	1
34	1F-840	COTTER	1
35	1574465	BUSHING	1
36	1581418	PIN	1
37	1F-840	COTTER	1
38	23C-1072	BOLT	2
39	23C-828	BOLT	4
40	23C-432	BOLT	2
41	17D-01	NUT	2
42	1575244	PIN	2
43	17D-06	NUT	11

†Not Illustrated

‡As Required

WHEN ORDERING PARTS, ALWAYS STATE MODEL AND SERIAL NO. OF MACHINE

CLARK EQUIPMENT COMPANY



FRAME - SCRAPER MAIN

CLARK EQUIPMENT COMPANY

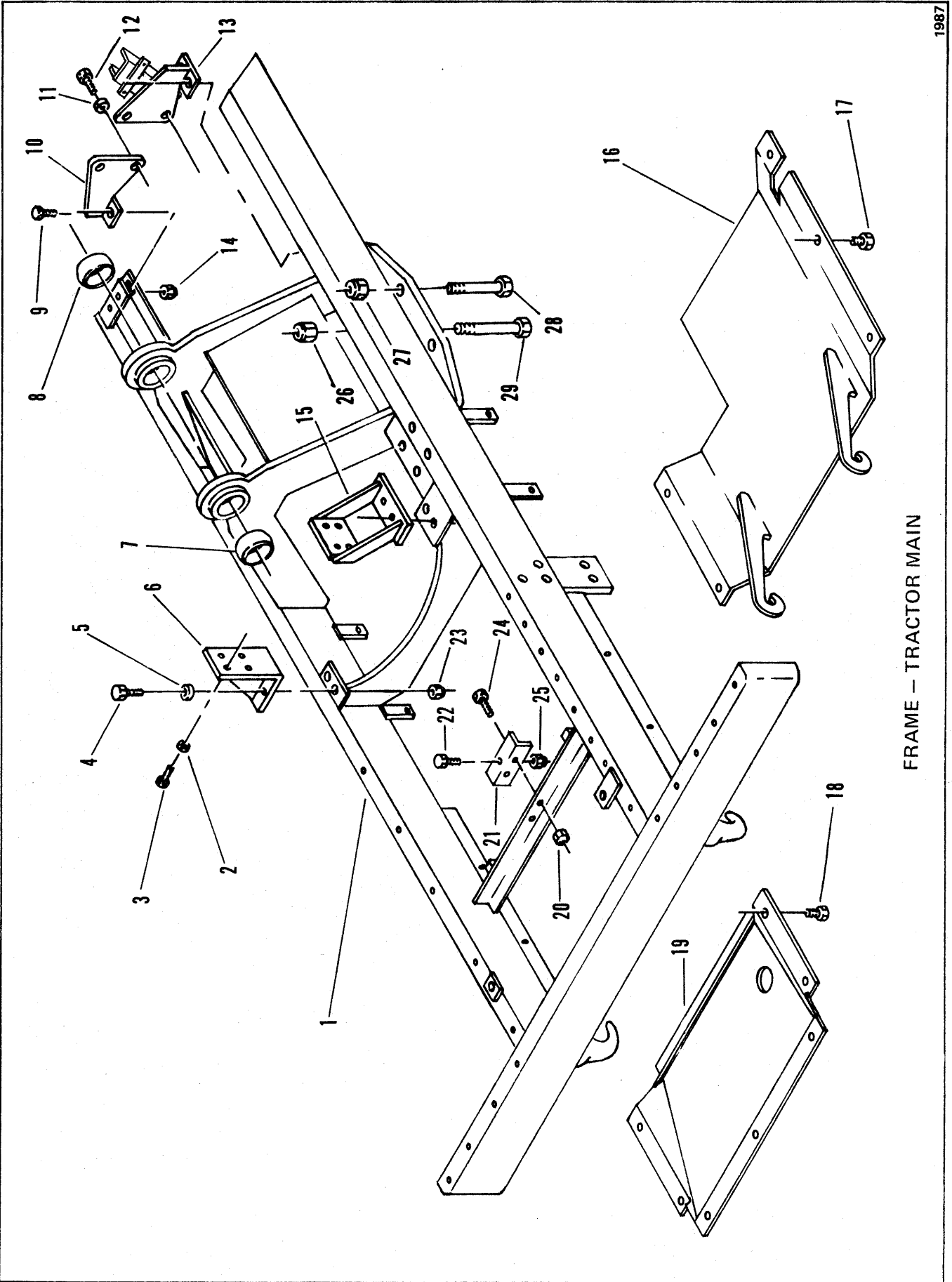
FRAME — SCRAPER MAIN

Item	Part No.	Description	Qty.	Item	Part No.	Description	Qty.
1	10H-25	FITTING, Grease	2	37	-----	POINT — See Options	—
2	1554833	PIN	2	38	-----	PIN — See Options	—
3	1554856	‡SHIM	—	39	-----	SHANK — See Options	—
4	1554857	‡SHIM	—	40	-----	PLOWBOLT — See Options	—
5	1573309	BUSHING	2	41	-----	PLOWBOLT — See Options	—
6	23C-612	BOLT	4	42	1577933	CHISEL ASSY — See Options	—
7	4E-06	LKWSHR	4	43	-----	LKWSHR — See Options	—
8	1573636	PIN	2	44	-----	NUT — See Options	—
9	1581404	FRAME	1	45	1550011	BLADE	1
10	1573685	CUTTER, Side	2	46	1550010	BLADE	1
11	1552069	PLOWBOLT	6	47	1550010	BLADE	1
12	61D-12	NUT	6	48	4E-12	LKWSHR	6
13	1552069	PLOWBOLT	36	49	1579829	BLOCK	2
14	1550011	BLADE	1	50	1579830	‡SHIM	—
15	4E-12	LKWSHR	36	51	1579828	‡SHIM	—
16	61D-12	NUT	36	52	1575463	BOLT	4
17	1578177	CLAMP (Large)	1	53	1F-832	COTTER	2
18	1578177	CLAMP (Large)	1	54	10H-25	FITTING, Grease	2
19	1578184	CLAMP (Small)	2	55	1564974	PIN	2
20	1578177	CLAMP (Large)	1	56	1574465	BEARING	2
21	1578184	CLAMP (Small)	2	57	1575366	SPACER	2
22	1574818	BLOCK, R.H.	1	58	1581074	BUSHING	2
22A	1574815	†BLOCK, L.H.	1	59	1581075	WASHER	2
23	25E-28	WASHER	2	60	1F-1648	COTTER	2
24	23C-1248	BOLT	8	61	1554832	WASHER	2
25	1575358	‡SHIM	—	62	65D-24	NUT	2
26	1575359	‡SHIM	—	63	1575366	SPACER	2
27	17D-10	NUT	8	64	1576920	GUARD, R.H. — Front	1
28	1574627	‡SHIM	—	64A	1576921	†GUARD, L.H. — Front	1
29	1578184	CLAMP (Small)	1	65	1576582	GUARD, R.H. — Center	1
29A	1578184	†CLAMP (Small)	2	65A	1576581	†GUARD, L.H. — Center	1
30	1578184	CLAMP (Small)	1	66	23C-616	BOLT	12
31	1578184	CLAMP (Small)	1	67	1576580	GUARD, R.H. — Rear	1
32	1578177	CLAMP (Large)	1	67A	1576583	†GUARD, L.H. — Rear	1
33	1578184	CLAMP (Small)	1	68	65D-06	NUT	12
34	1578184	CLAMP (Small)	1	69	23C-612	BOLT	4
35	1581797	COVER, Push Bar	1	70	25E-18	WASHER	4
36	1550938	BOLT	2	71	1581822	GUARD, Rear	1

†Not Illustrated

‡As Required

WHEN ORDERING PARTS, ALWAYS STATE MODEL AND SERIAL NO. OF MACHINE



FRAME — TRACTOR MAIN

CLARK EQUIPMENT COMPANY

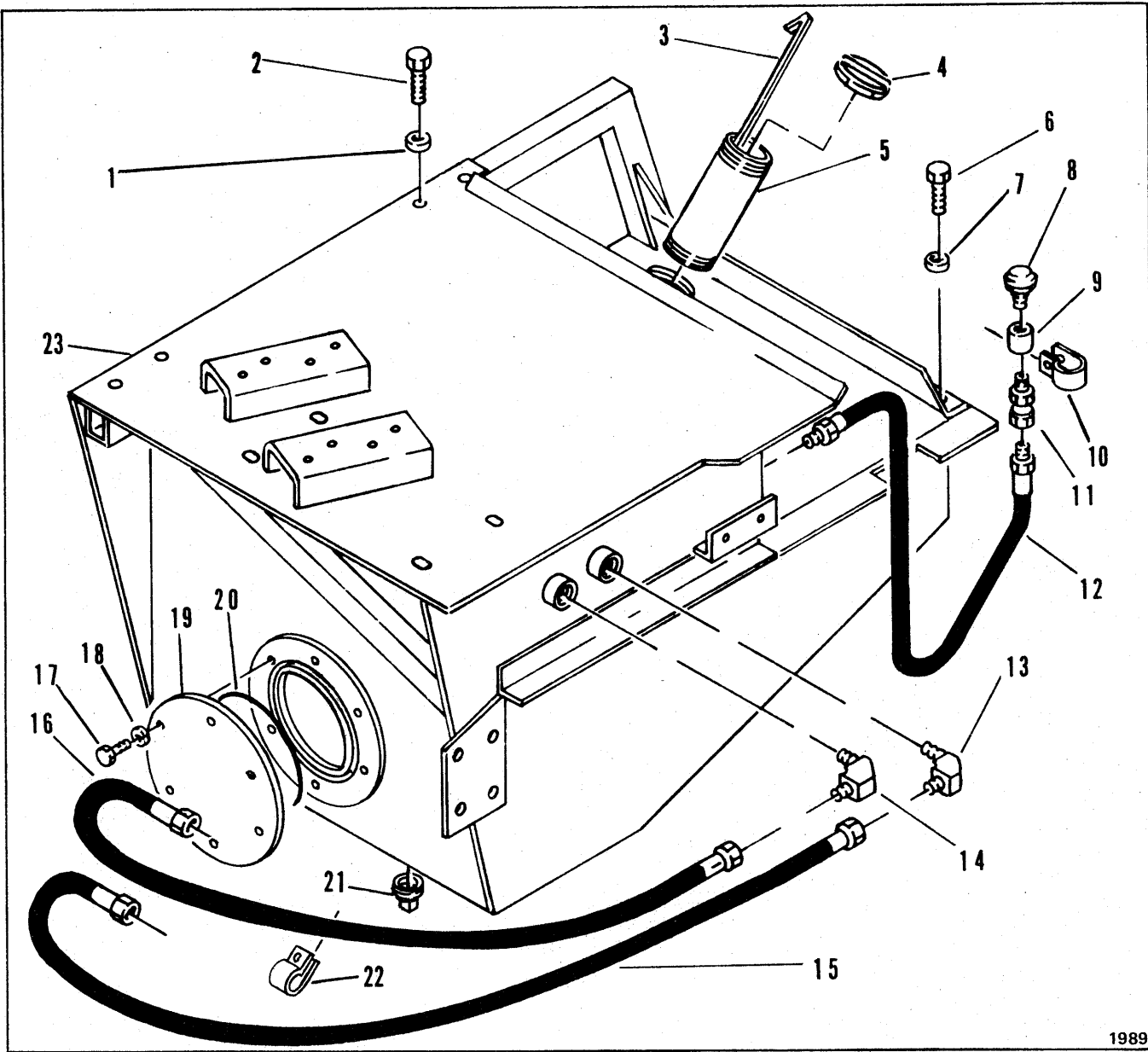
FRAME — TRACTOR MAIN

Item	Part No.	Description	Qty.
1	1573945	FRAME, Tractor Main	1
2	4E-08	LKWSHR	8
3	23C-828	BOLT	8
4	23C-832	BOLT	4
5	889947	WASHER	4
6	1576628	SUPPORT	1
7	1564693	BEARING	1
8	1564693	BEARING	1
9	23C-832	BOLT	8
10	1573600	HANGAR, Rear	2
11	4E-12	LKWSHR	8
12	23C-1232	BOLT	8
13	1579252	HANGAR, Front L.H.	1
13A	1573601	† HANGAR, Front R.H.	1
14	17D-6	LOCKNUT	8
15	1576630	SUPPORT	1
16	1582084	BELLY PAN	1
17	1550938	BOLT	6
18	1550938	BOLT	7
19	1582083	COVER ASSY.....	1
20	17D-10	LOCKNUT	2
21	1576626	SUPPORT	1
22	23C-1028	BOLT	1
23	17D-6	LOCKNUT	4
24	23C-1232	BOLT	2
25	17D-9	LOCKNUT	1
26	17D-12	LOCKNUT	4
27	17D-12	LOCKNUT	4
28	23C-1660	BOLT	4
29	23C-1664	BOLT	4

†Not Illustrated

WHEN ORDERING PARTS, ALWAYS STATE MODEL AND SERIAL NO. OF MACHINE

CLARK EQUIPMENT COMPANY



1989

FUEL TANK AND LINES

Item	Part No.	Description	Qty.
A	1582086	TANK ASSY (Inc. 3, 4, 5, 17, 18, 19, 20, 21 & 23)	1
1	889947	WASHER	4
2	23C-820	BOLT	4
3	1579592	DIPSTICK	1
4	1577899	CAP	1
5	1579602	FILLER ASSY	1
6	23C-820	BOLT	5
7	889947	WASHER	5
8	211433	BREATHER	1
9	37K-306	COUPLING	1
10	30H-47	CLIP	1
11	711237	ADAPTER	1

Item	Part No.	Description	Qty.
12	656100	HOSE	1
13	83F-7	ADAPTER	1
14	83F-7	ADAPTER	1
15	1577507	HOSE, Inlet	1
16	1319327	HOSE, Outlet	1
17	24C-612	BOLT	6
18	4E-06	LKWSHR	6
19	1581521	PLATE, Cover	1
20	25K40624	"O" RING	1
21	200216	PLUG, Magnetic	1
22	30H-50	CLIP, Insulated	1
23	1581660	TANK, Fuel	1

WHEN ORDERING PARTS, ALWAYS STATE MODEL AND SERIAL NO. OF MACHINE

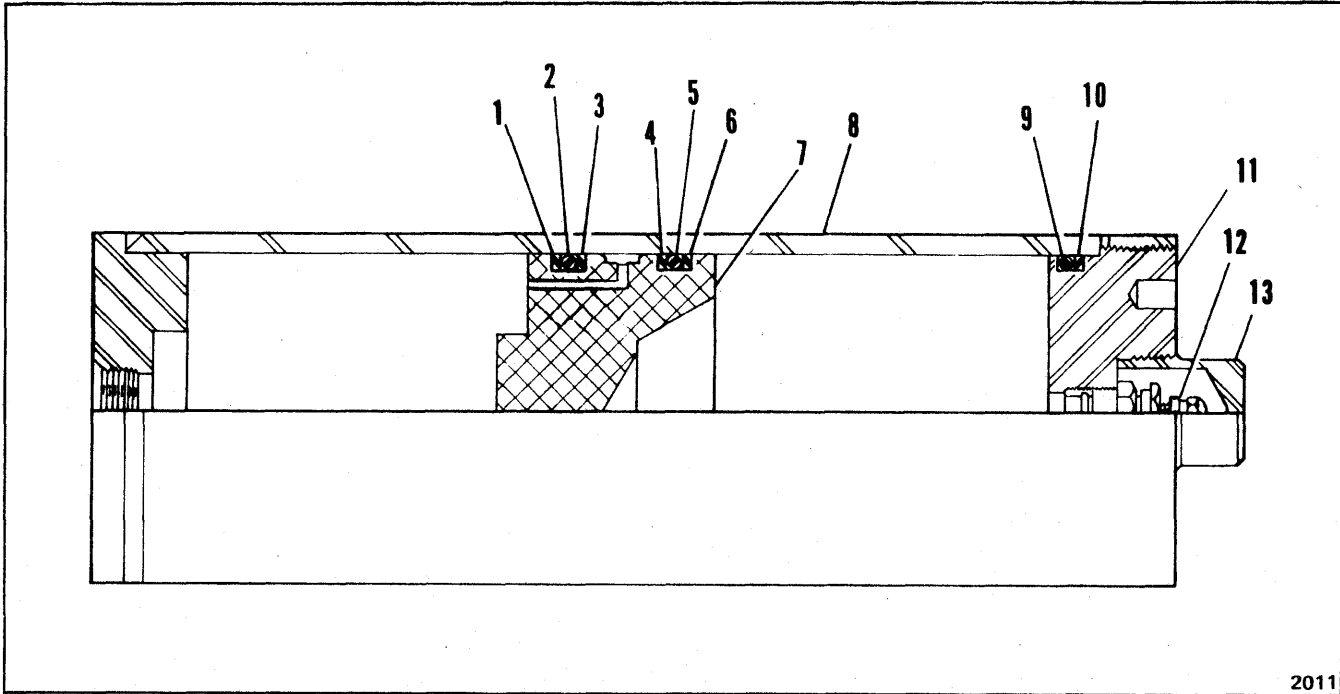
CLARK EQUIPMENT COMPANY

"H" GROUP CONTENTS

Hydraulic Group:

Hydraulic Accumulator – Brake	H 2
Hydraulic Accumulator – Elevator	H 3
Hydraulic Filter	H 7, H 9
Hydraulic System – Brakes	H 5
Hydraulic System – Elevator	H 7
Hydraulic System – Lift & Ejection	H 9
Hydraulic System – Parking Brakes	H 11
Hydraulic System – Steering	H 13
Hydraulic System – Transmission Shifting	H 15
Hydraulic System – Transmission & Converter	H 16
Hydraulic Tank	H 17

CLARK EQUIPMENT COMPANY

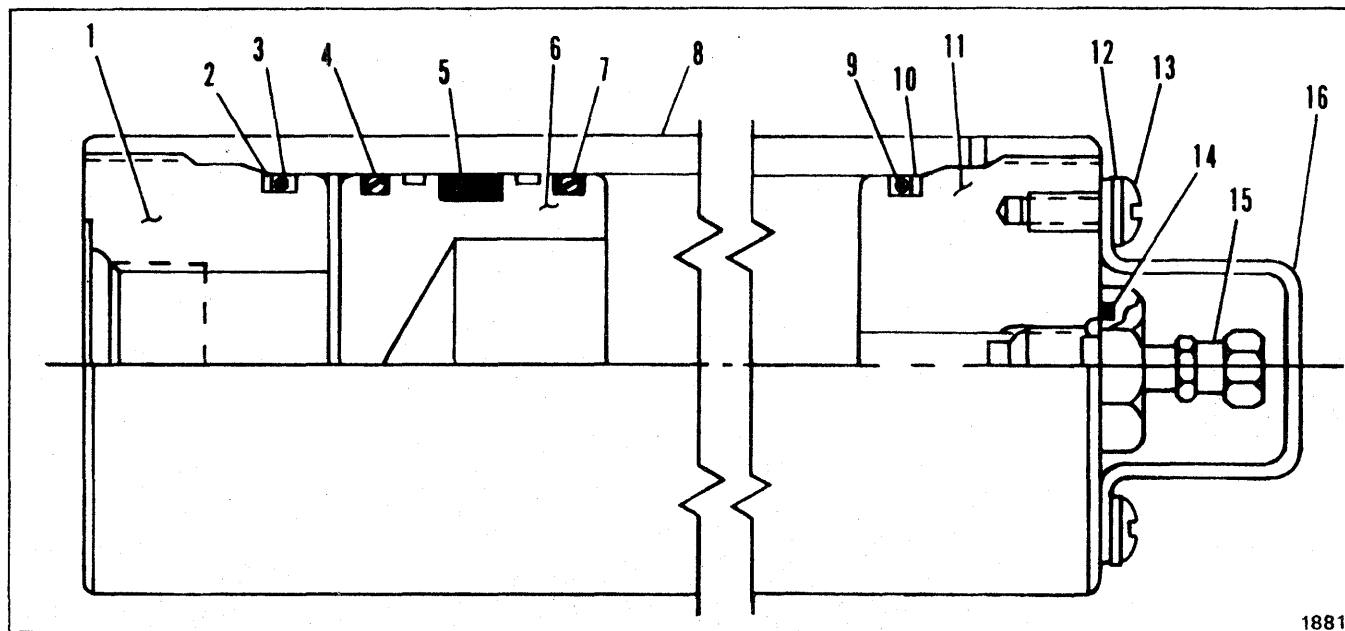


ACCUMULATOR – BRAKE

Item	Part No.	Description	Qty.
A	1580679	ACCUMULATOR ASSY (Inc. 1 thru 13)	1
B	1580899	SEAL KIT (Inc. 1 thru 6, 9, 10)	1
1	1550563	SEAL, Back-Up – See "B"	1
2	25K-60320	O-RING – See "B"	1
3	1550563	SEAL, Back-Up – See "B"	1
4	1550563	SEAL, Back-Up – See "B"	1
5	25K-60320	O-RING – See "B"	1
6	1550563	SEAL, Back-Up – See "B"	1
7	1580901	PISTON	1
8	1580900	TUBE ASSY	1
9	25K-60320	O-RING – See "B"	1
10	1550563	SEAL, Back-Up	1
11	1580902	HEAD	1
12	884321	VALVE ASSY	1
13	1580904	CAP, Valve	1

WHEN ORDERING PARTS, ALWAYS STATE MODEL AND SERIAL NO. OF MACHINE

CLARK EQUIPMENT COMPANY



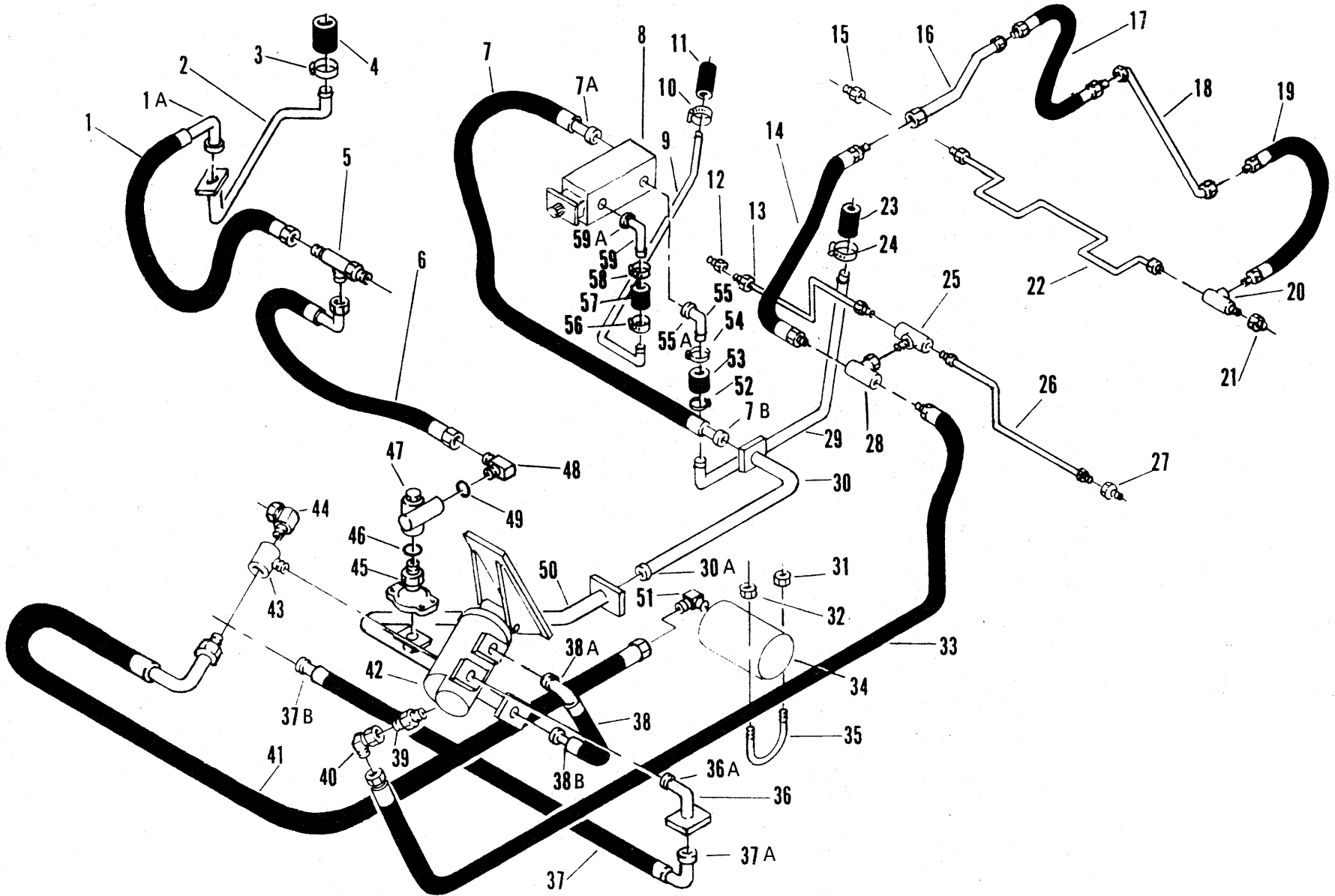
ACCUMULATOR – ELEVATOR

Item	Part No.	Description	Qty.
A	1579134	ACCUMULATOR ASSY (Inc. 1 thru 16)	1
B	1580648	KIT, Seal (Inc. 2, 3, 4, 5, 7, 9, 10)	1
1	1580654	CAP	1
2	----	§ WASHER, Back-Up – See "B"	1
3	----	§ O-RING – See "B"	1
4	1580649	RING – See "B"	1
5	----	§ V-O Ring – See "B"	1
6	1580652	PISTON	1
7	1580649	RING – See "B"	1
8	1580651	CYLINDER	1
9	----	§ O-RING – See "B"	1
10	----	§ WASHER, Back-Up – See "B"	1
11	1580653	CAP, Gas	1
12	17E-10	WASHER	2
13	85G-1008	SCREW	2
14	----	§ O-RING	1
15	1580650	VALVE (Inc. 14, 15A)	1
15A	----	§† O-RING	1
16	1580655	PROTECTOR	1

§ Not Sold Separately

† Not Illustrated

WHEN ORDERING PARTS, ALWAYS STATE MODEL AND SERIAL NO. OF MACHINE



HYDRAULIC SYSTEM - BRAKES

CLARK EQUIPMENT COMPANY

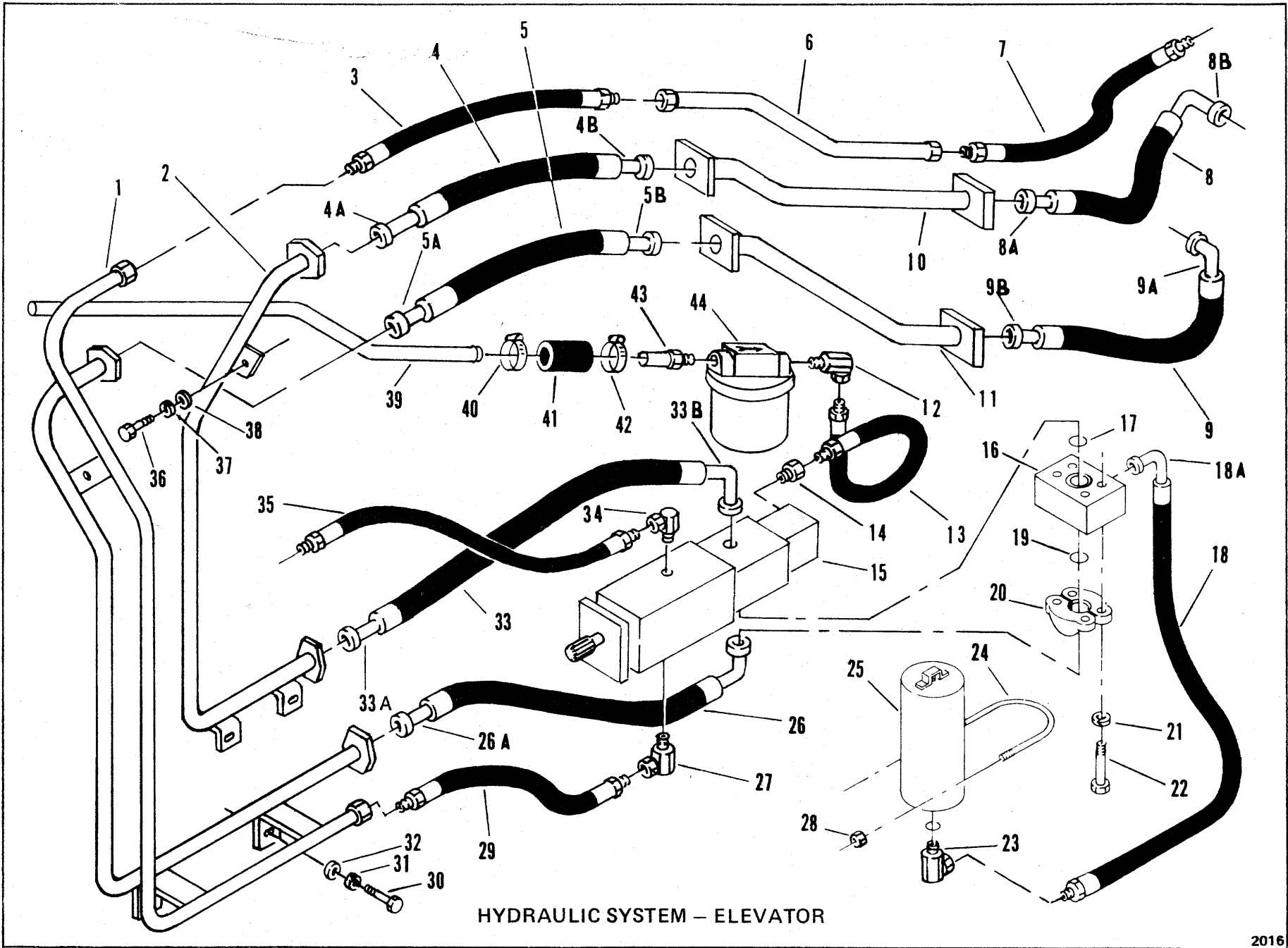
HYDRAULIC SYSTEM – BRAKES

Item	Part No.	Description	Qty.	Item	Part No.	Description	Qty.
1	1576555	HOSE	1	33	1576578	HOSE	1
1A	-----	FLANGE HALF – See Group "A"	—	34	-----	ACCUMULATOR – See Index ...	1
2	1576477	TUBE	1	35	1901856	"U" BOLT	2
3	1545186	CLAMP	2	36	1576455	TUBE	1
4	536749	HOSE	1	36A	-----	FLANGE HALF – See Group "A"	—
5	1581741	ADAPTER	1	37	1576554	HOSE	1
6	1576488	HOSE	1	37A	-----	FLANGE HALF – See Group "A"	—
7	1576548	HOSE	1	37B	-----	FLANGE HALF – See Group "A"	—
7A	-----	FLANGE HALF – See Group "A"	—	38	1576556	HOSE	1
7B	-----	FLANGE HALF – See Group "A"	—	38A	-----	FLANGE HALF – See Group "A"	—
8	-----	MAIN HYDRAULIC PUMP – See Index	1	38B	-----	FLANGE HALF – See Group "A"	—
9	1575470	TUBE (to Reservoir).....	1	39	1515701	ADAPTER	1
10	1545004	CLAMP	2	40	755054	ADAPTER	1
11	536710	HOSE	1	41	1576562	HOSE	1
12	190286	ADAPTER	1	42	-----	BRAKE VALVE ASSY – See Index	1
13	1576809	TUBE	1	43	1576562	ADAPTER	1
14	1576549	HOSE	1	44	31F-1	ELBOW	1
15	1902863	ADAPTER	1	45	1552291	ADAPTER	1
16	1576484	TUBE	1	45A	58K-214	†O-RING	1
17	1576386	HOSE	1	45B	23C-620	†BOLT	4
18	1575201	TUBE	1	45C	4E-06	†LKWSHR	4
19	1576386	HOSE	1	46	791553	O-RING	1
20	13K-5	TEE	1	47	948370	RELIEF VALVE	1
21	1902863	ADAPTER	1	48	1576953	ELBOW	1
22	1576361	TUBE	1	49	791553	O-RING	1
23	536710	HOSE	1	50	1575279	TUBE	1
24	1545004	CLAMP	1	51	1302104	ADAPTER	1
25	90F-5	TEE	1	52	1545004	CLAMP	1
26	1576807	TUBE.....	1	53	536710	HOSE	1
27	1902863	ADAPTER	1	54	1545004	CLAMP	1
28	14K-5	TEE	1	55	1302512	STEM	1
29	1575660	TUBE	1	55A	-----	FLANGE HALF – See Group "A"	1
30	1576447	TUBE	1	56	1545004	CLAMP	1
30A	-----	FLANGE HALF – See Group "A"	—	57	536710	HOSE	1
31	17D-3	LOCKNUT	2	58	1545004	CLAMP	1
32	17D-3	LOCKNUT	2	59	1302512	STEM	1
				59A	-----	FLANGE HALF – See Group "A"	—

†Not Illustrated

GROUP	FLANGE HALF	O-RING	BOLT	LKWSHR	SIZE
No. Req'd Per Connection	2	1	4	4	
A	663092	58K-214	23C-620	4E-06	3/8"

WHEN ORDERING PARTS, ALWAYS STATE MODEL AND SERIAL NO. OF MACHINE



HYDRAULIC SYSTEM - ELEVATOR

CLARK EQUIPMENT COMPANY

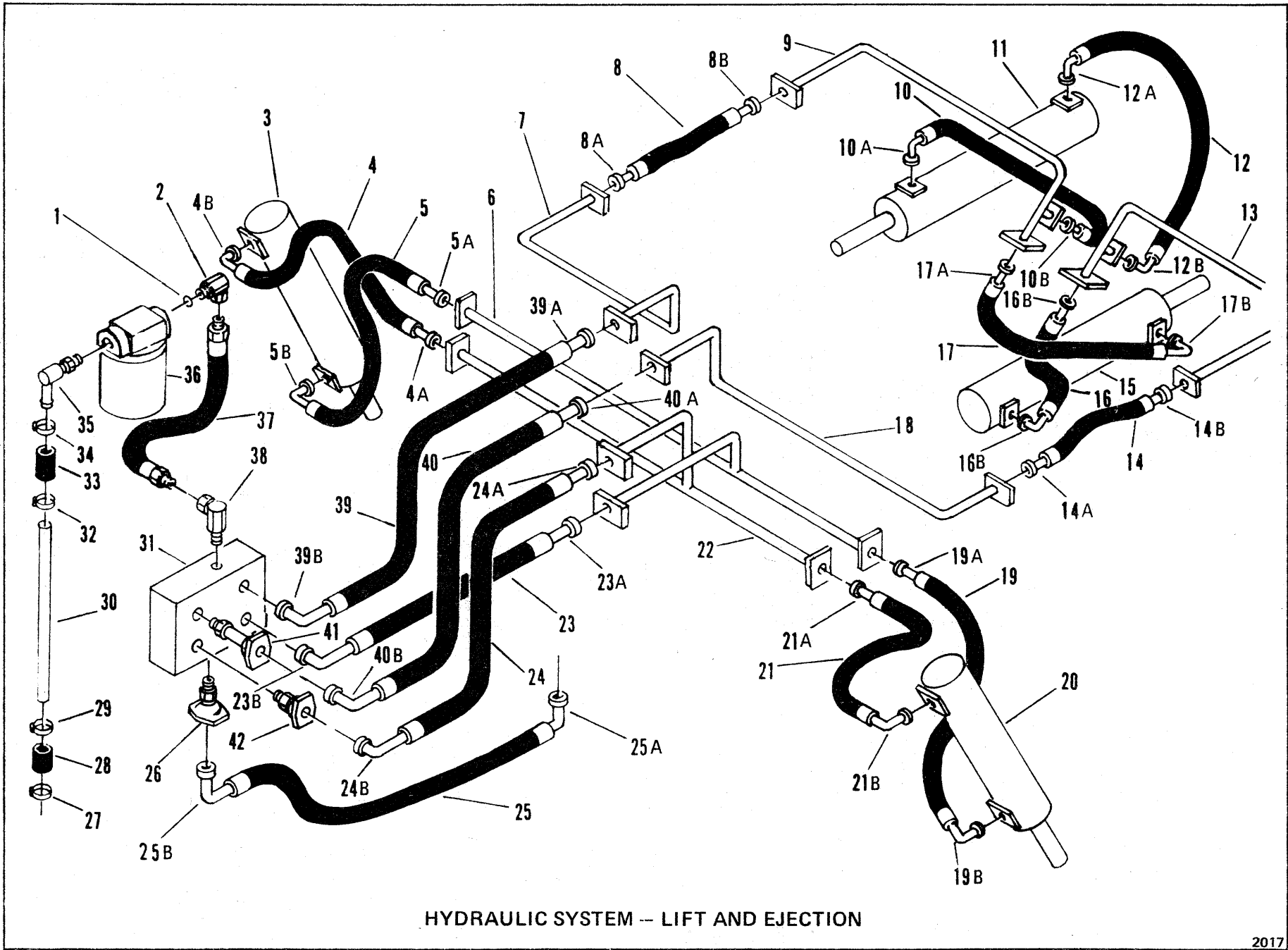
HYDRAULIC SYSTEM – ELEVATOR

Item	Part No.	Description	Qty.	Item	Part No.	Description	Qty.
1	1581786	TUBE ASSY	1	20	1563278	FLANGE HALF	1
2	1581785	TUBE ASSY	1	21	4E-07	LKWSHR	4
3	1566959	HOSE ASSY	1	22	23C-760	BOLT	4
4	1575443	HOSE ASSY	1	23	519275	ADAPTER	1
4A	-----	FLANGE HALF – See Group "A"	1	23A	91F-7	†O-RING	1
4B	-----	FLANGE HALF – See Group "A"	1	24	1303393	"U" BOLT	1
5	1575443	HOSE ASSY	1	25	-----	ACCUMULATOR – See Index ..	1
5A	-----	FLANGE HALF – See Group "A"	1	26	1576480	HOSE	1
5B	-----	FLANGE HALF – See Group "A"	1	26A	-----	FLANGE HALF – See Group "A"	1
6	1576446	TUBE ASSY	1	27	531684	ADAPTER	1
7	1504452	HOSE	1	28	17D-1	NUT	2
8	1576479	HOSE	1	29	1306622	HOSE	1
8A	-----	FLANGE HALF – See Group "A"	1	30	23C-820	BOLT	3
8B	-----	FLANGE HALF – See Group "A"	1	31	4E-08	LKWSHR	3
9	1576479	HOSE	1	32	25E-22	WASHER	3
9A	-----	FLANGE HALF – See Group "A"	1	33	1576479	HOSE	1
9B	-----	FLANGE HALF – See Group "A"	1	33A	-----	FLANGE HALF – See Group "A"	1
10	1581786	TUBE	1	33B	-----	FLANGE HALF – See Group "A"	1
11	1581730	TUBE	1	34	531684	ADAPTER	1
12	555569	ADAPTER	1	35	1551424	HOSE	1
12A	91F-11	†O-RING	1	36	23C-820	BOLT	3
13	1577662	HOSE	1	37	4E-08	LKWSHR	3
14	763322	ADAPTER	1	38	25E-22	WASHER	3
14A	91F-7	†O-RING	1	39	1581911	TUBE	1
15	-----	HYDRAULIC PUMP (Ref) – See Index	1	40	1545186	CLAMP	1
16	1579208	MANIFOLD	1	41	529979	HOSE	1
17	1306622	O-RING	1	42	1545186	CLAMP	1
18	1580906	HOSE	1	43	1578365	CONNECTOR	1
18A	-----	FLANGE HALF – See Group "B"	1	43A	91F-11	†O-RING	1
19	1306622	O-RING	1	44	1576587	FILTER	1
				44A	1578050	†ELEMENT, Filter.....	1

† Not Illustrated

GROUP	FLANGE HALF	O-RING	BOLT	LKWSHR	SIZE
No. Req'd Per Connection	2	1	4	4	
A	1563278	58K-219	23C-723	4E-07	1"
B	663091	58K-210	23C-520	4E-05	½"

WHEN ORDERING PARTS, ALWAYS STATE MODEL AND SERIAL NO. OF MACHINE



HYDRAULIC SYSTEM -- LIFT AND EJECTION

CLARK EQUIPMENT COMPANY

CLARK EQUIPMENT COMPANY

HYDRAULIC SYSTEM – LIFT AND EJECTION

Item	Part No.	Description	Qty.
1	91F-11	O-RING	1
2	555569	ADAPTER	1
3	-----	CYLINDER, R.H. Lift – See Index	1
4	1562536	HOSE	1
4A	-----	FLANGE HALF – See Group "A"	1
4B	-----	FLANGE HALF – See Group "A"	1
5	1562536	HOSE	1
5A	-----	FLANGE HALF – See Group "A"	1
5B	-----	FLANGE HALF – See Group "A"	1
6	1575486	TUBE	1
7	1575490	TUBE	1
8	1550880	HOSE	1
8A	-----	FLANGE HALF – See Group "A"	1
8B	-----	FLANGE HALF – See Group "A"	1
9	1575205	TUBE, R.H. Ejection	1
10	1562536	HOSE	1
10A	-----	FLANGE HALF – See Group "A"	1
10B	-----	FLANGE HALF – See Group "A"	1
11	-----	CYLINDER, Endgate – See Index	1
12	1562536	HOSE	1
12A	-----	FLANGE HALF – See Group "A"	1
12B	-----	FLANGE HALF – See Group "A"	1
13	1575203	TUBE, L.H. Ejection	1
14	1550880	HOSE	1
14A	-----	FLANGE HALF – See Group "A"	1
14B	-----	FLANGE HALF – See Group "A"	1
15	-----	CYLINDER, Rolling Floor – See Index	1
16	1562536	HOSE	1
16A	-----	FLANGE HALF – See Group "A"	1
16B	-----	FLANGE HALF – See Group "A"	1
17	1562536	HOSE	1
17A	-----	FLANGE HALF – See Group "A"	1
17B	-----	FLANGE HALF – See Group "A"	1
18	1575482	TUBE	1
19	1562536	HOSE	1
19A	-----	FLANGE HALF – See Group "A"	1
19B	-----	FLANGE HALF – See Group "A"	1
20	-----	CYLINDER, L.H. Lift – See Index	1

Item	Part No.	Description	Qty.
21	1562536	HOSE	1
21A	-----	FLANGE HALF – See Group "A"	1
21B	-----	FLANGE HALF – See Group "A"	1
22	1575492	TUBE	1
23	1576550	HOSE	1
23A	-----	FLANGE HALF – See Group "A"	1
23B	-----	FLANGE HALF – See Group "A"	1
24	1576550	HOSE	1
24A	-----	FLANGE HALF – See Group "A"	1
24B	-----	FLANGE HALF – See Group "A"	1
25	1576504	HOSE	1
25A	-----	FLANGE HALF – See Group "B"	1
25B	-----	FLANGE HALF – See Group "B"	1
26	1581360	ADAPTER	1
26A	91F-09	†O-RING	1
27	20H-8	CLAMP	1
28	536748	HOSE	1
29	20H-8	CLAMP	1
30	1578038	TUBE ASSY	1
31	-----	CONTROL VALVE – See Index....	1
32	20H-8	CLAMP	1
33	536749	HOSE	1
34	20H-8	CLAMP	1
35	1318910	ADAPTER	1
35A	91F-11	†O-RING	1
36	1576587	FILTER ASSY	1
36A	1578050	†ELEMENT, Filter.....	1
37	584264	HOSE	1
38	1300309	ADAPTER	1
39	1576551	HOSE	1
39A	-----	FLANGE HALF – See Group "A"	1
39B	-----	FLANGE HALF – See Group "A"	1
40	1576551	HOSE	1
40A	-----	FLANGE HALF – See Group "A"	1
40B	-----	FLANGE HALF – See Group "A"	1
41	1575906	ADAPTER	2
41A	91F-08	†O-RING	2
42	1552293	ADAPTER	2
42A	91F-08	†O-RING	2

†Not Illustrated

GROUP	FLANGE HALF	O-RING	BOLT	LKWSHR	SIZE
No. Req'd Per Connection	2	1	4	4	
A	663092	58K-214	23C-620	4E-06	¾"
B	663093	58K-219	23C-620	4E-06	1"

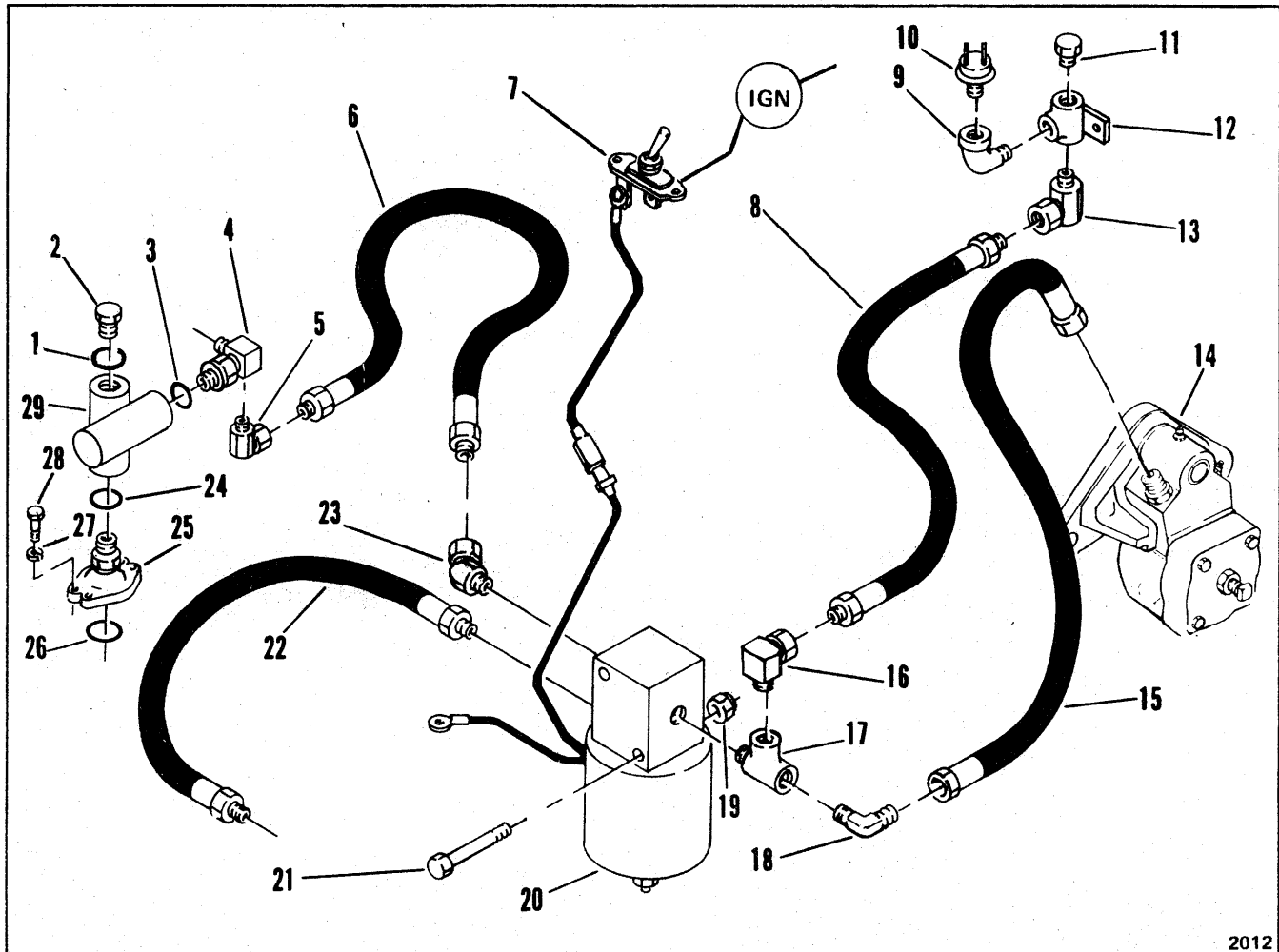
WHEN ORDERING PARTS, ALWAYS STATE MODEL AND SERIAL NO. OF MACHINE

C

C

C

CLARK EQUIPMENT COMPANY

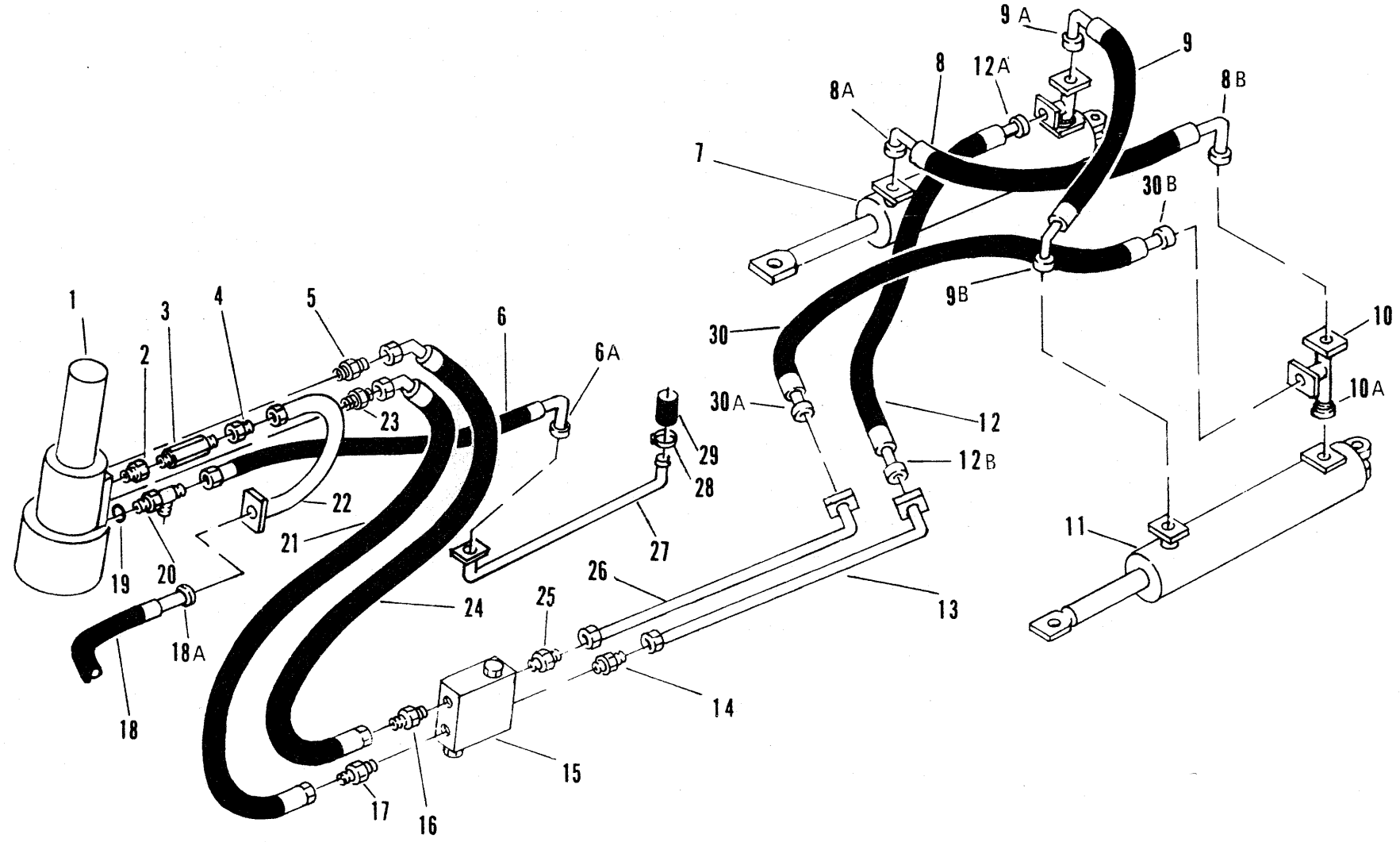


HYDRAULIC SYSTEM – PARKING BRAKE

Item	Part No.	Description	Qty.
1	791553	O-RING	1
2	24K-7	PLUG	1
3	791553	O-RING	1
4	1576953	ELBOW	1
5	33F-1	ADAPTER	1
6	1520083	HOSE	1
7	1565370	SWITCH, Parking Brake	1
8	1520083	HOSE	1
9	30K-302	ELBOW	1
10	1576849	SWITCH, Low Brake Pressure	1
11	40K-2	PLUG	1
12	1576847	TEE	1
13	31F-1	ADAPTER	1
14	---	PARKING BRAKE ASSY - See Index	1

Item	Part No.	Description	Qty.
15	531593	HOSE	1
16	31F-1	ADAPTER	1
17	1549038	TEE	1
18	83F-3	ADAPTER	1
19	50D-10	LOCKNUT	2
20	1576528	SOLENOID VALVE	1
21	41G-1032	BOLT	2
22	1520083	HOSE	1
23	33F-1	ELBOW	1
24	791553	O-RING	1
25	1552291	ADAPTER	1
26	791553	O-RING	1
27	4E-06	LKWSHR	4
28	23C-620	BOLT	4
29	948370	RELIEF VALVE	1

WHEN ORDERING PARTS, ALWAYS STATE MODEL AND SERIAL NO. OF MACHINE



HYDRAULIC SYSTEM - STEERING

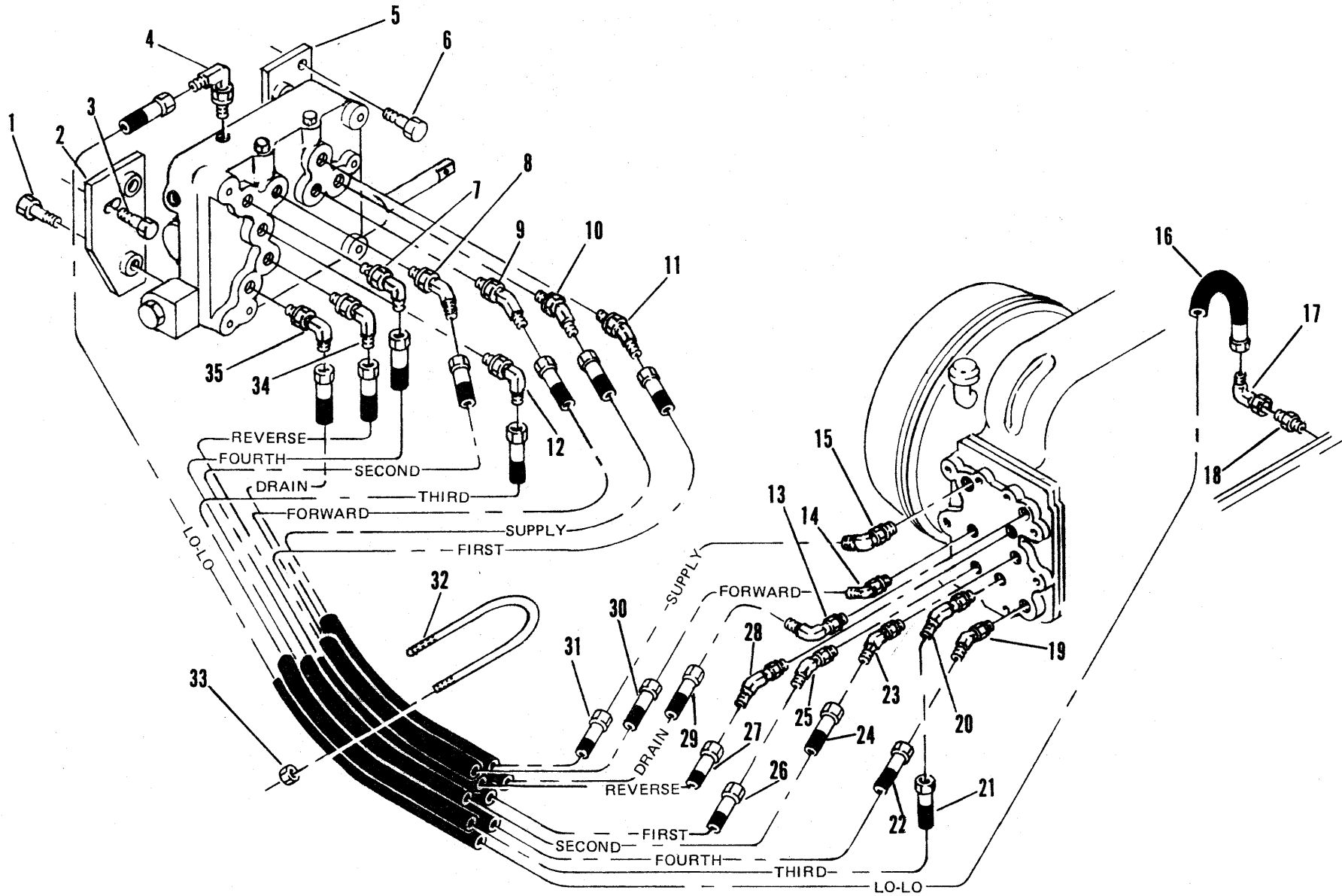
CLARK EQUIPMENT COMPANY

HYDRAULIC SYSTEM STEERING

Item	Part No.	Description	Qty.
1	----	VALVE, Steering – See Index	1
2	1900453	ADAPTER	1
3	1577769	VALVE, Check	1
4	89F-8	ADAPTER	1
5	1578413	ADAPTER	1
6	1576555	HOSE	1
6A	----	FLANGE HALF – See Group "A"	–
7	----	CYLINDER, Steering – R.H. – See Index	1
8	1576426	HOSE	1
8A	----	FLANGE HALF – See Group "A"	–
8B	----	FLANGE HALF – See Group "A"	–
9	1576426	HOSE	1
9A	----	FLANGE HALF – See Group "A"	–
9B	----	FLANGE HALF – See Group "A"	–
10	1576171	TUBE ASSY	1
10A	----	FLANGE HALF – See Group "A"	–
11	----	CYLINDER, Steering – L.H. – See Index	1
12	1576843	HOSE	1
12A	----	FLANGE HALF – See Group "A"	–
12B	----	FLANGE HALF – See Group "A"	–
13	1576253	TUBE	1
14	15K-8	ADAPTER	1
15	1567164	VALVE, Cushion	1
16	1576545	ADAPTER	1
17	1576545	ADAPTER	1
18	1576554	HOSE	1
18A	----	FLANGE HALF – See Group "A"	–
19	91F-08	O-RING	1
20	1581741	ADAPTER	1
21	1576552	HOSE	1
22	1576458	TUBE	1
23	1578413	ADAPTER	1
24	1576552	HOSE	1
25	15K-8	ADAPTER	1
26	1576253	TUBE	1
27	1576477	TUBE	1
28	1545186	CLAMP	2
29	536749	HOSE	1
30	1576843	HOSE	1
30A	----	FLANGE HALF – See Group "A"	–
30B	----	FLANGE HALF – See Group "A"	–

GROUP	FLANGE HALF	O-RING	BOLT	LKWSHR	SIZE
No. Req'd Per Connection	2	1	4	4	
A	663092	58K-214	23C-620	4E-06	¾"

WHEN ORDERING PARTS, ALWAYS STATE MODEL AND SERIAL NO. OF MACHINE



HYDRAULIC SYSTEM – TRANSMISSION SHIFTING

CLARK EQUIPMENT COMPANY

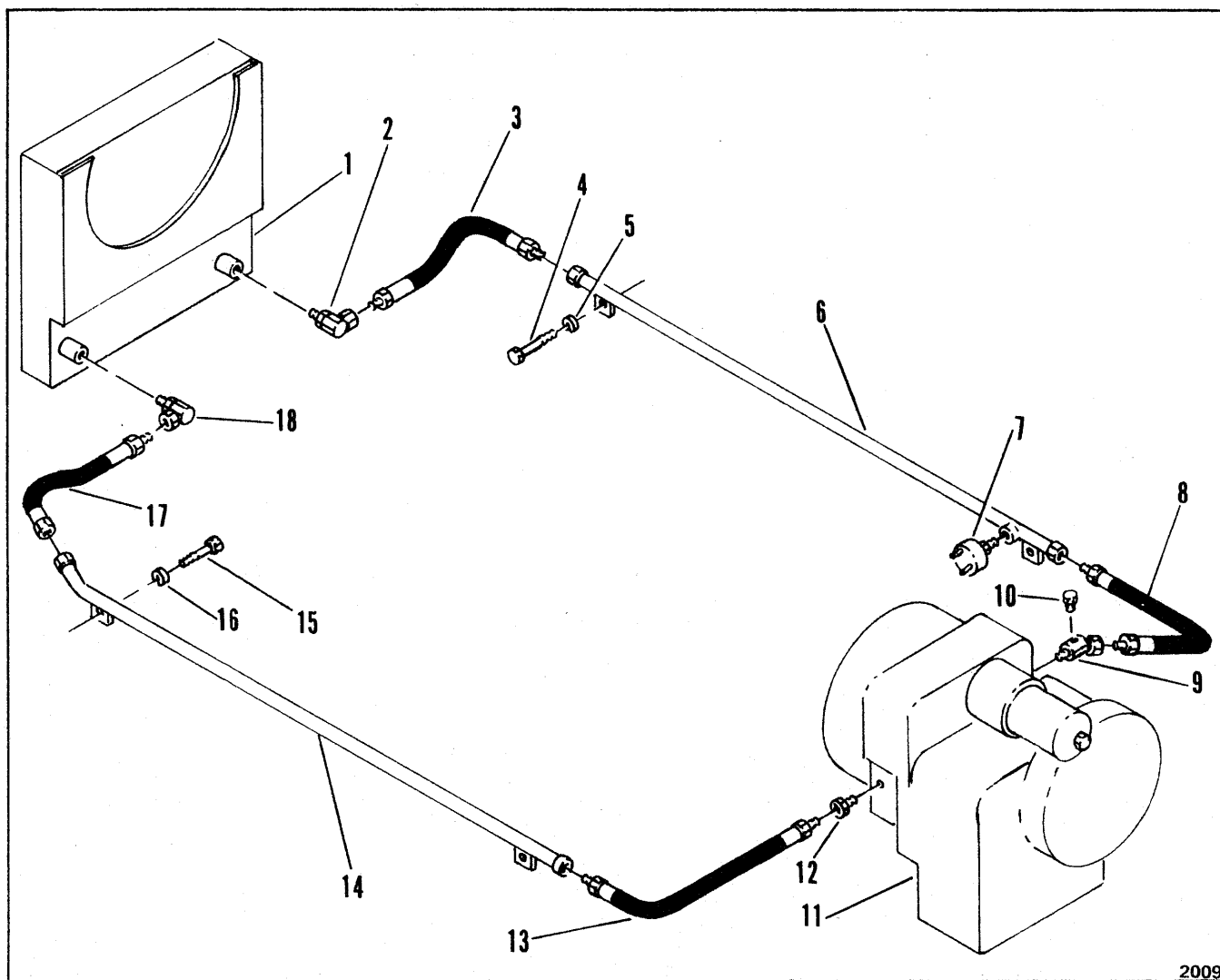
HYDRAULIC SYSTEM – TRANSMISSION SHIFTING

Item	Part No.	Description	Qty.
1	23C-648	BOLT	4
2	1576385	BRACKET	1
3	23C-612	BOLT	1
4	17K-05	ADAPTER (Inc. 4A).....	1
4A	91F-05	†O-RING	1
5	1576381	BRACKET	1
6	23C-640	BOLT	2
7	17K-05	ADAPTER (Inc. 7A).....	1
7A	91F-05	†O-RING	1
8	18K-05	ADAPTER (Inc. 8A).....	1
8A	91F-05	†O-RING	1
9	18K-05	ADAPTER (Inc. 9A).....	1
9A	91F-05	†O-RING	1
10	18K-06	ADAPTER (Inc. 10A)	1
10A	91F-06	†O-RING	1
11	18K-05	ADAPTER (Inc. 11A)	1
11A	91F-05	†O-RING	1
12	17K-05	ADAPTER (Inc. 12A)	1
12A	91F-05	†O-RING	1
13	1315103	ADAPTER	1
14	18K-05	ADAPTER (Inc. 14A)	1
14A	91F-05	†O-RING	1
15	18K-06	ADAPTER (Inc. 15A)	1
15A	91F-06	†O-RING	1
16	1576482	HOSE, Lo-Lo	1
17	11K-05	ADAPTER	1
18	15K-05	ADAPTER (Inc. 18A)	1
18A	91F-05	†O-RING	1
19	18K-05	ADAPTER (Inc. 19A)	1
19A	91F-05	†O-RING	1
20	18K-05	ADAPTER (Inc. 20A)	1
20A	91F-05	†O-RING	1
21	1576481	HOSE, Third	1
22	1576481	HOSE, Fourth	1
23	18K-05	ADAPTER (Inc. 23A)	1
23A	91F-05	†O-RING	1
24	1576481	HOSE, Second	1
25	18K-05	ADAPTER (Inc. 25A)	1
25A	91F-05	†O-RING	1
26	1576481	HOSE, First	1
27	1576481	HOSE, Reverse	1
28	18K-05	ADAPTER (Inc. 28A)	1
28A	91F-05	†O-RING	1
29	1576483	HOSE, Drain	1
30	1576481	HOSE, Forward	1
31	1576484	HOSE, Supply	1
32	1505300	U-BOLT	1
33	18D-06	NUT	2
34	17K-05	ADAPTER (Inc. 34A)	1
34A	91F-05	†O-RING	1
35	711329	ADAPTER	1

†Not Illustrated

WHEN ORDERING PARTS, ALWAYS STATE MODEL AND SERIAL NO. OF MACHINE

CLARK EQUIPMENT COMPANY



2009

HYDRAULIC SYSTEM – TRANSMISSION AND CONVERTER

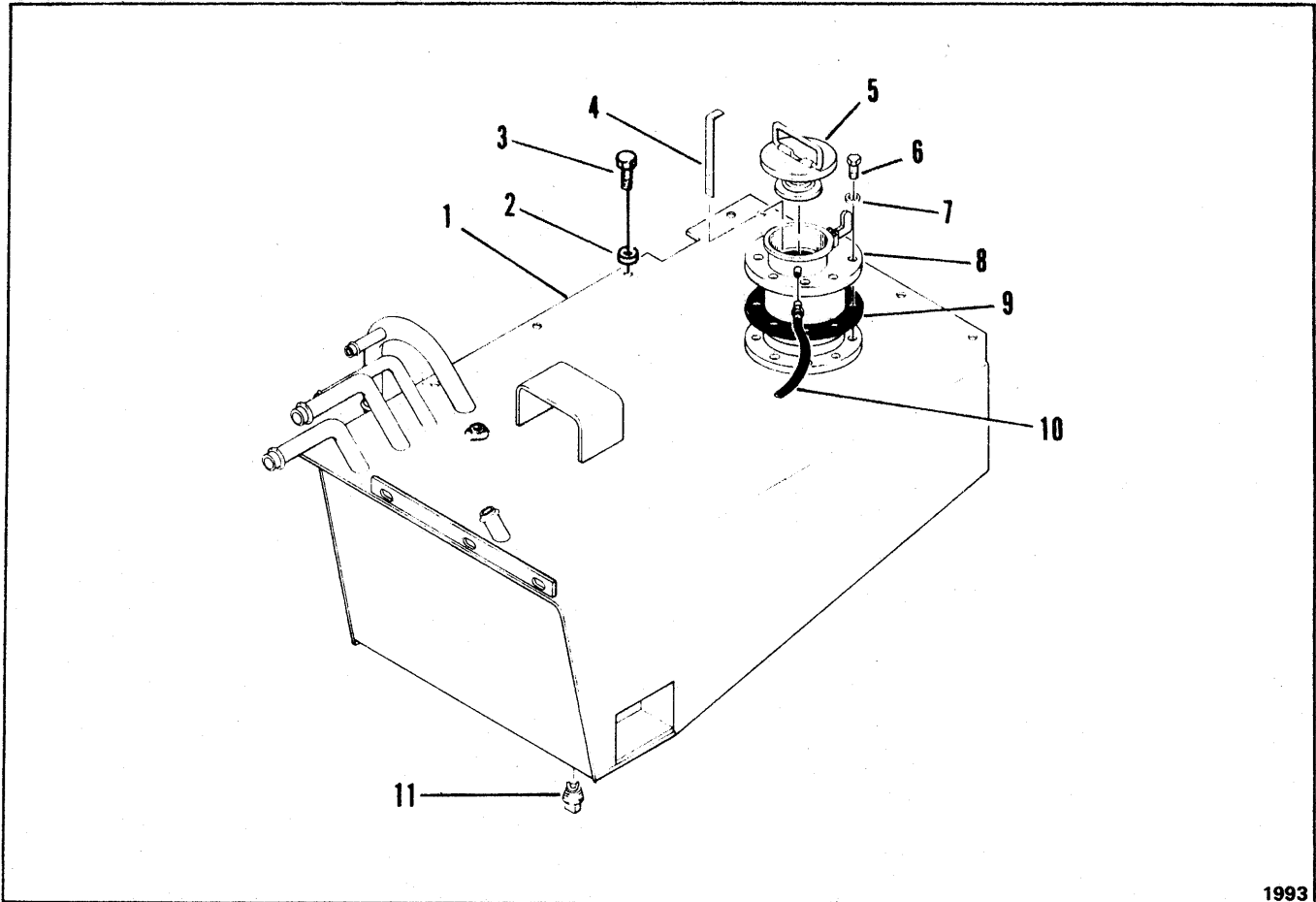
Item	Part No.	Description	Qty.
1	----	OIL COOLER, Radiator – See Index	1
2	526676	ADAPTER (Inc. 2A)	1
2A	91F-08	†O-RING	1
3	546829	HOSE	1
4	24C-614	BOLT	2
5	4E-06	LKWSHR	2
6	1575166	TUBE	1
7	1564603	TEMPERATURE SWITCH	1
8	546829	HOSE	1
9	1579700	ADAPTER (Inc. 9A).....	1
9A	91F-08	†O-RING	1

Item	Part No.	Description	Qty.
10	40K-02	PLUG	1
11	----	TRANSMISSION & CONVERTER ASSY – See Index	1
12	545204	ADAPTER (Inc. 12A).....	1
12A	91F-08	†O-RING	1
13	546829	HOSE	1
14	1575181	TUBE	1
15	24C-614	BOLT	2
16	4E-06	LKWSHR	2
17	546829	HOSE	1
18	526676	ADAPTER (Inc. 18A)	1
18A	91F-08	†O-RING	1

†Not Illustrated

WHEN ORDERING PARTS, ALWAYS STATE MODEL AND SERIAL NO. OF MACHINE

CLARK EQUIPMENT COMPANY




1993

HYDRAULIC TANK

Item	Part No.	Description	Qty.
A	1581765	TANK ASSY (Inc. 1 thru 11)	1
1	1581664	TANK, Hydraulic	1
2	889947	WASHER	7
3	23C-820	BOLT	7
4	1533168	DIPSTICK	1
5	554843	CAP	1
6	23C-612	BOLT	8
7	4E-06	WASHER	8
8	1578330	FILLER ASSY	1
9	1557962	GASKET	1
10	1578355	HOSE	1
11	200216	PLUG	1

WHEN ORDERING PARTS, ALWAYS STATE MODEL AND SERIAL NO. OF MACHINE



CLARK EQUIPMENT COMPANY

**"N" GROUP
CONTENTS**

Nameplates & Decals **N 2**

CLARK EQUIPMENT COMPANY

NAMEPLATES AND DECALS

Item	Part No.	Description	Qty.
1	547851	DECAL, "Clark Equipment"	3
2	547852	DECAL, "MICHIGAN" Scraper	2
3	25E-14	WASHER	4
4	1507422	PLATE, Tractor Serial Number	2
5	1530098	NAMEPLATE, "MICHIGAN" Grille	1
6	1563758	DECAL, Oil Specification	1
7	1563766	PLATE, Lift & Ejection Control	1
8	1577345	DECAL, Elevator Control	1
9	1576673	DECAL, 110-9	2
10	1578043	RACING STRIPE DECAL	2
11	6C-705	SCREW	14
12	7G-432	SCREW	4
13	17D-1	LOCKNUT	4
14	1581506	DECAL, Horn & Emergency Park Brake & Emergency Kill	1
15	1579038	PLATE, ROPS Cab	1

WHEN ORDERING PARTS, ALWAYS STATE MODEL AND SERIAL NO. OF MACHINE

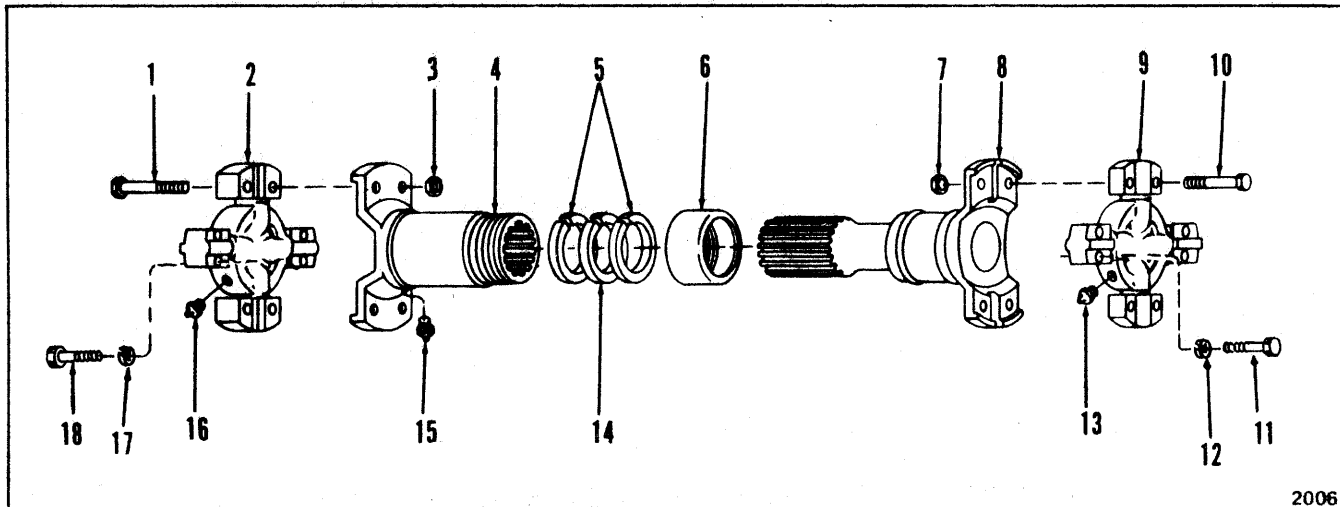
CLARK EQUIPMENT COMPANY

"P" GROUP

CONTENTS

Propeller Shaft — Engine to Converter	P 2
Propeller Shaft — Transmission to Axle	P 3
Pump Group:	
Pump — Elevator	P 5
Pump — Lift, Ejection & Steering	P 6

CLARK EQUIPMENT COMPANY



2006

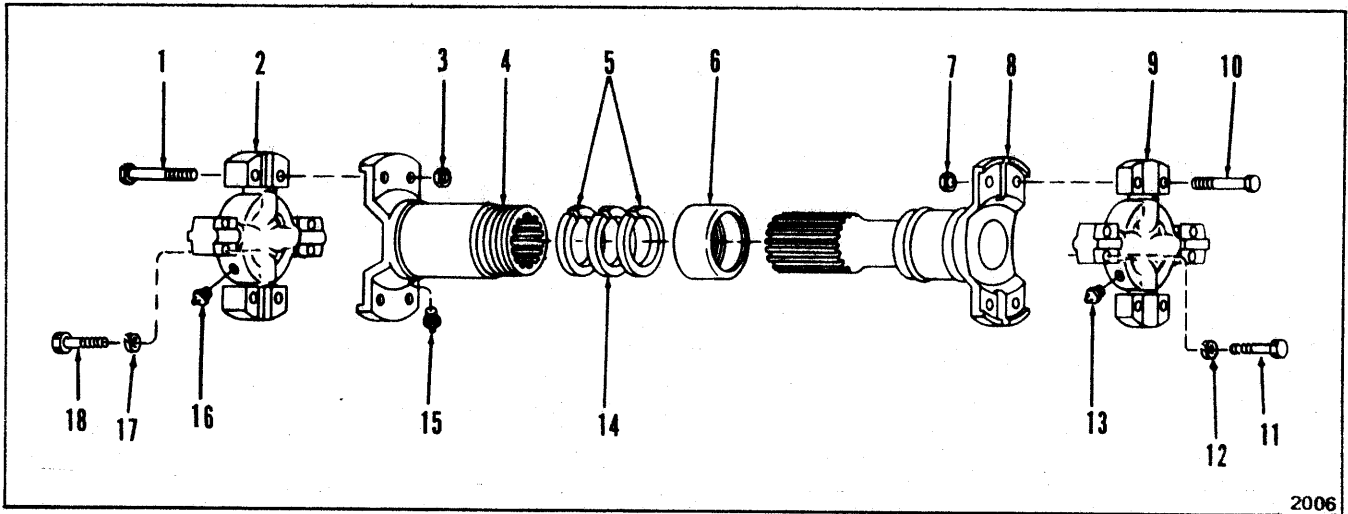
PROPELLER SHAFT – ENGINE TO CONVERTER

Item	Part No.	Description	Qty.
A	1527300	PROPELLER SHAFT ASSY (Inc. 1 thru 18).....	1
1	940089	BOLT.....	4
2	944862	*SPIDER & BEARING ASSY	1
3	940088	NUT	4
4	940224	YOKE, Slip (Inc. 5, 6, 14)	1
5	940091	WASHER, Felt	2
6	940090	COVER	1
7	8D-06	NUT	4
8	960799	YOKE, Shaft	1
9	5206151	*SPIDER & BEARING ASSY	1
10	940089	BOLT	4
11	891047	BOLT	4
12	3E-06	LKWSHR	4
13	10H-35	FITTING, Grease	1
14	940092	WASHER, Felt	1
15	10H-25	FITTING, Grease	1
16	10H-35	FITTING, Grease	1
17	3E-06	LKWSHR	4
18	891047	BOLT	4

*NOTE: Sealed Bearing in Spider & Bearing Assemblies.

WHEN ORDERING PARTS, ALWAYS STATE MODEL AND SERIAL NO. OF MACHINE

CLARK EQUIPMENT COMPANY

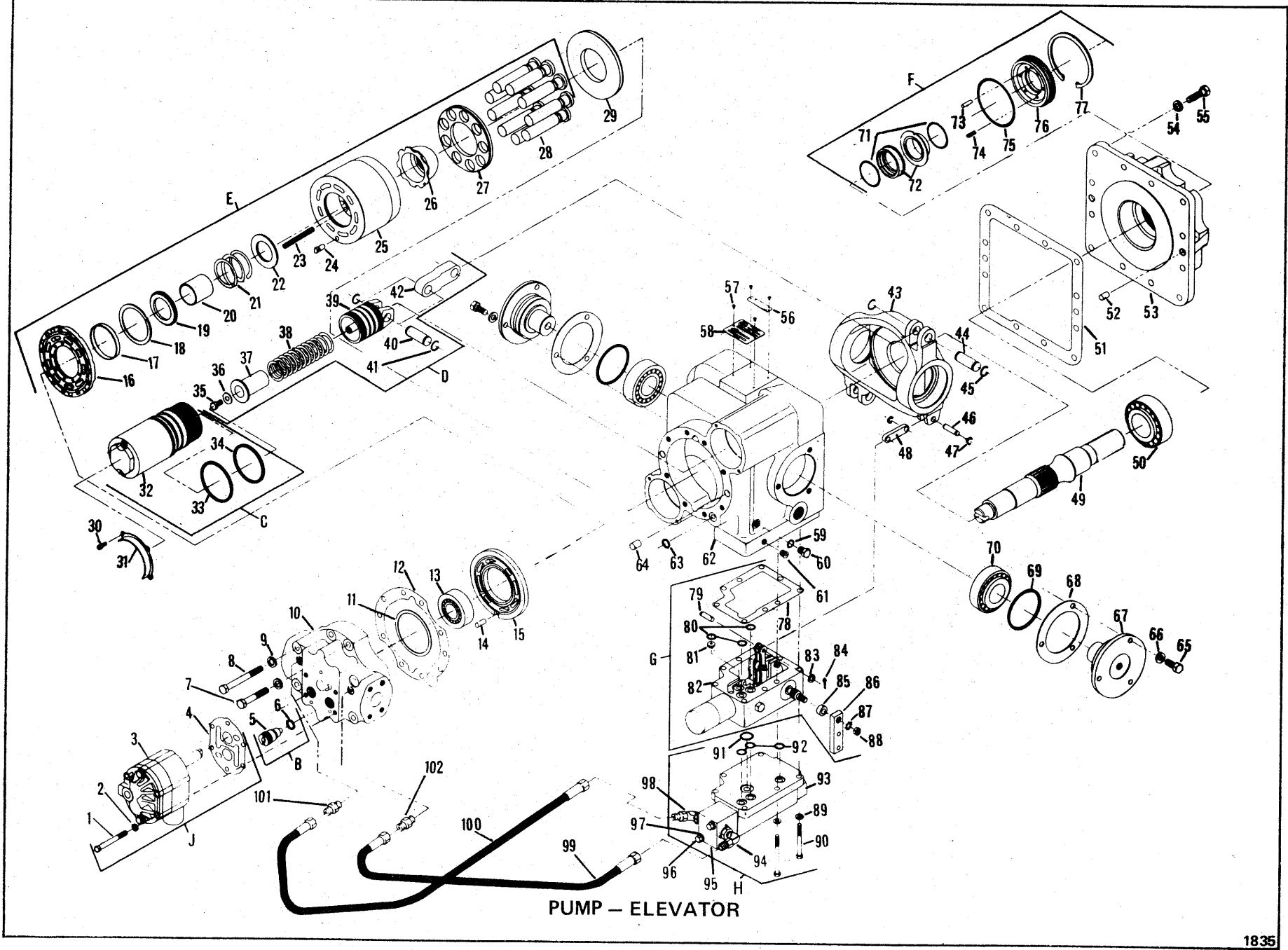


PROPELLER SHAFT – TRANSMISSION TO AXLE

Item	Part No.	Description	Qty.
A	1579806	PROPELLER SHAFT ASSY (Inc. 1 thru 18)	1
1	940089	BOLT	4
2	944862	*SPIDER & BEARING ASSY	1
3	940088	NUT	4
4	940224	YOKE SLIP (Inc. 5, 6, 14).....	1
5	940091	WASHER, Felt	2
6	940090	COVER	1
7	8D-06	NUT	4
8	960703	YOKE, Shaft	1
9	5206151	*SPIDER & BEARING ASSY	1
10	940089	BOLT	4
11	891047	BOLT	4
12	3E-06	LKWSHR	4
13	10H-35	FITTING, Grease	1
14	940092	WASHER, Felt	1
15	10H-25	FITTING, Grease	1
16	10H-35	FITTING, Grease	1
17	3E-06	LKWSHR	4
18	891047	BOLT	4

*NOTE: Sealed Bearing in Spider & Bearing Assemblies.

WHEN ORDERING PARTS, ALWAYS STATE MODEL AND SERIAL NO. OF MACHINE



PUMP - ELEVATOR

CLARK EQUIPMENT COMPANY

PUMP – ELEVATOR

Item	Part No.	Description	Qty.	Item	Part No.	Description	Qty.
A	**1579118	PUMP ASSY, Elevator (Inc. 1 thru 102A)	1	46	6518455	PIN	1
B	6518531	CHECK VALVE KIT (Inc. 5, 6)	2	47	1315140	RETAINER	2
C	949694	SERVO SLEEVE KIT (Inc. 32, 32A, 33, 34)	2	48	6518456	LINK	1
D	949681	SERVO PISTON KIT (Inc. 35 thru 42)	2	49	949689	SHAFT	1
E	960087	CYLINDER BLOCK KIT (Inc. 16 thru 29)	1	50	949695	BEARING	1
F	6518534	SEAL KIT (Inc. 71 thru 77)	1	51	949684	GASKET	1
G	1579716	CONTROL VALVE KIT (Inc. 78 thru 88)	1	52	6518460	PIN	2
H	*1579717	PRESSURE OVERRIDE VALVE KIT (Inc. 89 thru 98)	1	53	949683	COVER	1
J	1577490	CHARGE PUMP KIT (Inc. 1 thru 4)	1	54	6518483	WASHER	12
1	1C-448	BOLT – See "J"	4	55	1C-622	SCREW	12
2	6518479	WASHER – See "J"	4	56	6518509	ARROW, Direction	1
3	1579718	PUMP, Charge – See "J"	1	57	6C-403	DRIVE SCREW	4
4	6518481	GASKET – See "J"	1	58	6518462	NAMEPLATE	1
5	-----	§ VALVE, Check – See "B"	2	59	91F-03	O-RING	1
6	58K-015	O-RING – See "B"	2	60	24K-03	PLUG	1
7	1C-628	BOLT	3	61	6518510	PLUG	1
8	1C-636	BOLT	5	62	949687	HOUSING	1
9	6518483	WASHER	8	63	58K-014	O-RING	1
10	960086	END CAP	1	64	6518460	PIN	2
11	949688	‡ SHIM	—	65	1C-512	SCREW	6
12	949685	GASKET	1	66	6518414	WASHER	6
13	949696	BEARING	1	67	6518465	TRUNNION	2
14	6518423	PIN	1	68	949682	‡ GASKET	—
15	949690	PLATE	1	69	25K-40108	O-RING	2
16	-----	§ PLATE – See "E"	1	70	949697	BEARING	2
17	-----	§ PILOT – See "E"	1	71	-----	§ O-RING – See "F"	2
18	-----	§ RETAINER – See "E"	1	72	-----	§ SEAL KIT – See "F"	1
19	-----	§ RETAINER – See "E"	1	73	-----	§ PIN – See "F"	1
20	-----	§ GUIDE – See "E"	1	74	-----	§ SPRING – See "F"	6
21	-----	§ SPRING – See "E"	1	75	-----	§ O-RING – See "F"	1
22	-----	§ SEAT – See "E"	1	76	-----	§ RETAINER – See "F"	1
23	-----	§ SPRING – See "E"	6	77	-----	§ RING – See "F"	1
24	-----	§ PIN – See "E"	1	78	6518473	GASKET – See "G"	1
25	-----	§ BLOCK, Cylinder – See "E"	1	79	6518474	PIN – See "G"	1
26	-----	§ GUIDE – See "E"	1	80	58K-014	O-RING – See "G"	3
27	-----	§ RETAINER – See "E"	1	81	1579767	PLUG – See "G"	1
28	-----	§ PISTON – See "E"	9	82	-----	§ CONTROL – See "G"	1
29	960085	PLATE	1	83	6518479	WASHER – See "G"	1
30	6518444	BOLT	4	84	5201861	PIN – See "G"	1
31	949680	RETAINER	2	85	6518477	SPACER – See "G"	1
32	-----	§ SLEEVE – See "C"	2	86	6518478	HANDLE – See "G"	1
32A	-----	§ PLUG – See "C"	4	87	5E-04	WASHER – See "G"	1
33	-----	§ O-RING – See "C"	2	88	7D-4	NUT – See "G"	1
34	-----	§ O-RING – See "C"	2	89	6518479	WASHER – See "G"	9
35	-----	§ SCREW – See "D"	2	90	1C-444	SCREW – See "G"	9
36	-----	§ WASHER – See "D"	2	91	58K-014	O-RING – See "H"	1
37	-----	§ GUIDE – See "D"	2	92	893675	O-RING – See "H"	3
38	-----	§ SPRING – See "D"	2	93	-----	§ VALVE, Press. Override – See "H"	1
39	-----	§ PISTON – See "D"	2	94	17K-03	CONNECTOR (Inc. 94A) – See "H"	1
40	-----	§ PIN – See "D"	2	94A	91F-03	O-RING – See "H"	1
41	-----	§ RING – See "D"	4	95	-----	§ BLOCK – See "H"	1
42	-----	§ LINK – See "D"	2	96	-----	§ BOLT – See "H"	2
43	949686	PLATE, Swash	1	97	-----	§ LKWSHR – See "H"	2
44	960084	PIN	2	98	18K-03	CONNECTOR (Inc. 98A) – See "H"	1
45	710779	RING, Retainer	4	98A	91F-03	O-RING – See "H"	1
				99	1579692	HOSE	1
				100	1579692	HOSE	1
				101	15K-03	CONNECTOR (Inc. 101A)	1
				101A	91F-03	O-RING	1
				102	15K-03	CONNECTOR (Inc. 102A)	1
				102A	91F-03	O-RING	1

‡ As Required

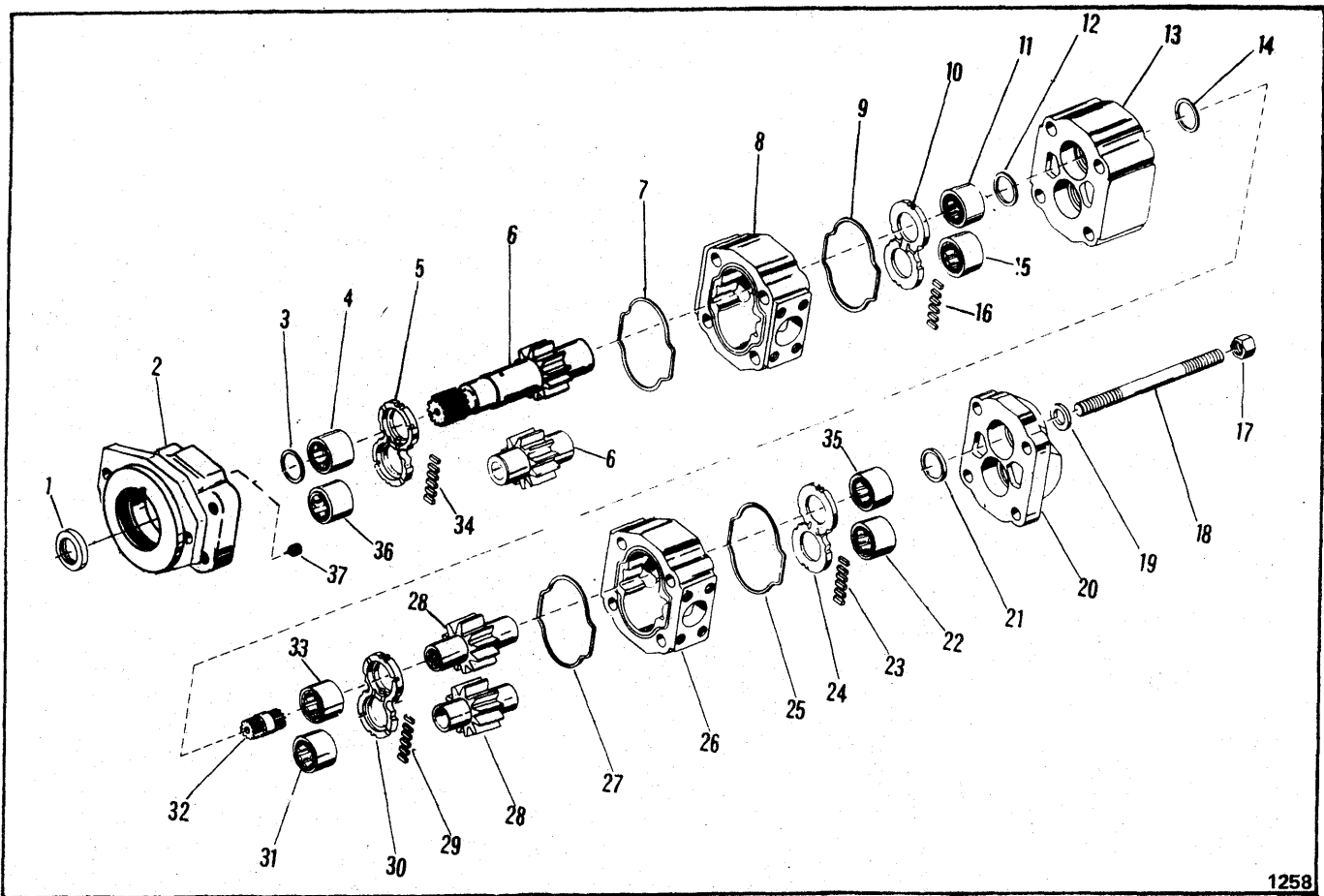
§ Not Sold Separately

*NOTE: Kit includes one (1) 1580759 Steel Ball.

**NOTE: For mounting use 4 Bolts 23C-828, 4 Washer 616792, and 1 Mounting Gasket 552161.

WHEN ORDERING PARTS, ALWAYS STATE MODEL AND SERIAL NO. OF MACHINE

CLARK EQUIPMENT COMPANY



1258

PUMP – LIFT, EJECTION AND STEERING HYDRAULIC

Item	Part No.	Description	Qty.	Item	Part No.	Description	Qty.
A	1576424	**PUMP ASSY (Inc 1 thru 37)	1	16	---	§SEAL, Pocket (See 'B')	1
B	946394	*‡REPAIR KIT, Minor (Inc 1, 3, 5, 7, 9, 10, 14, 16 & 34)	—	17	63D-10	NUT	4
C	946395	*‡REPAIR KIT, Major (Inc 1, 4, 11, 12, 15, 21, 22, 23, 24, 25, 27, 29, 30, 31, 33, 35, 34 & 36)	—	18	1566705	STUD	4
1	946397	SEAL, Double Lip	1	19	946401	WASHER	4
2	1566714	COVER, Shaft End	1	20	946400	COVER, Port End	1
3	---	§SEAL (See 'B')	1	21	---	§SEAL (See 'C')	1
4	---	§BEARING (See 'C')	1	22	---	§BEARING (See 'C')	1
5	---	§PLATE, Thrust (See 'B')	1	23	---	§SEAL, Pocket (See 'C')	1
6	1577648	GEAR SET	1	24	---	§PLATE, Thrust (See 'C')	1
7	---	§GASKET (See 'B')	1	25	---	§GASKET (See 'C')	1
8	1566713	HOUSING, Gear	1	26	1566713	HOUSING, Gear	1
9	---	§GASKET (See 'B')	1	27	---	§GASKET (See 'C')	1
10	---	§PLATE, Thrust (See 'B')	1	28	1566712	GEAR SET	1
11	---	§BEARING (See 'C')	1	29	---	§SEAL, Pocket (See 'C')	1
12	---	§SEAL (See 'C')	1	30	---	§PLATE, Thrust (See 'C')	1
13	1566701	CARRIER, Bearing	1	31	---	§BEARING (See 'C')	1
14	---	§SEAL (See 'B')	1	32	898706	SHAFT, Connecting	1
15	---	§BEARING	1	33	---	§BEARING (See 'C')	1
				34	---	§SEAL, Pocket (See 'C')	1
				35	---	§BEARING (See 'C')	1
				36	---	§BEARING (See 'C')	1
				37	33G-706	SCREW, Set	1

* NOTE: For complete repair of Pump, order 'B' and 'C'. **NOTE: For mounting use 2 Bolts 23C-828; 2 LKWSHR 4E-08;

‡ As Required

§ Not Sold Separately

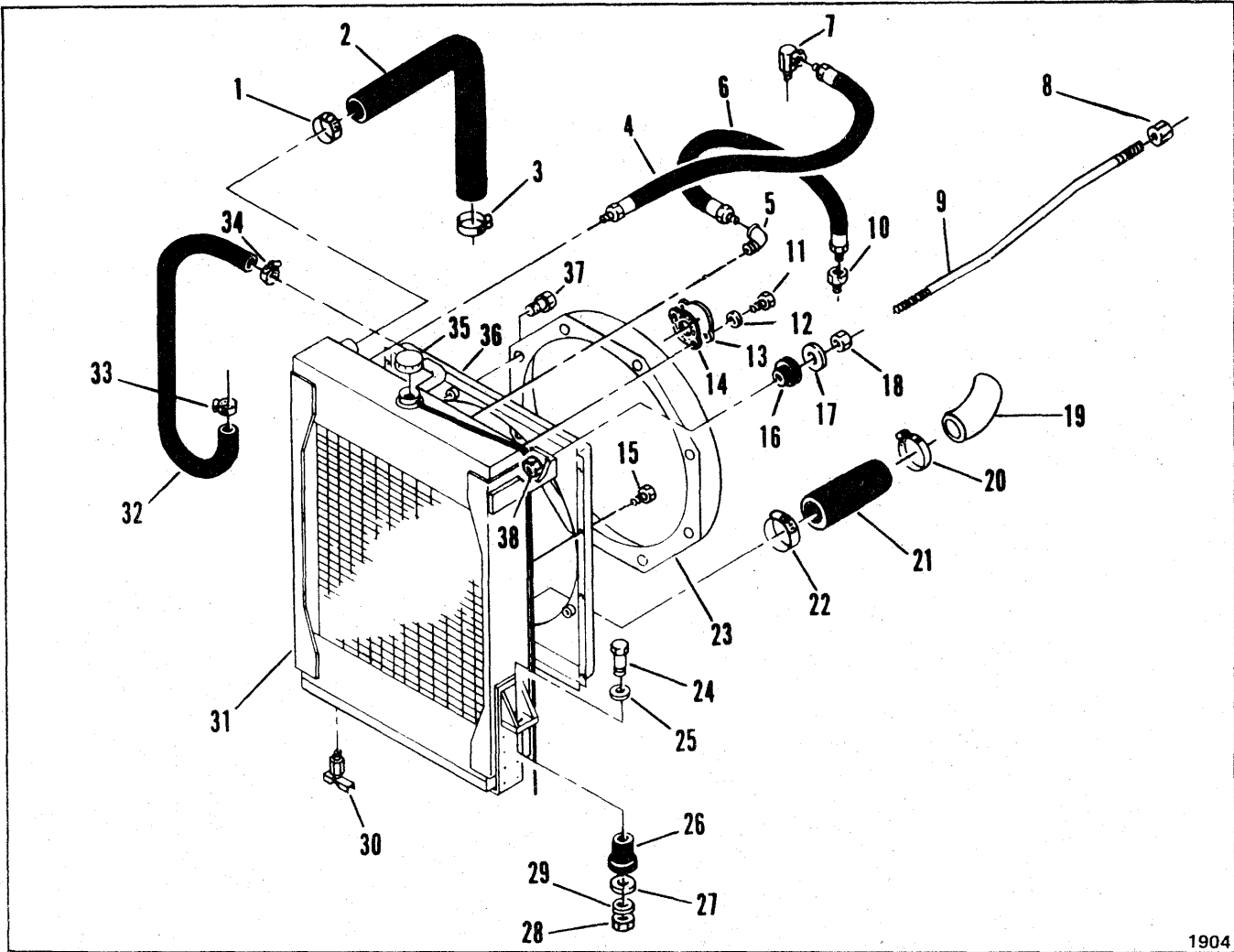
WHEN ORDERING PARTS, ALWAYS STATE MODEL AND SERIAL NO. OF MACHINE

CLARK EQUIPMENT COMPANY

**"R" GROUP
CONTENTS**

Radiator, Oil Cooler & Connections R 2

CLARK EQUIPMENT COMPANY



1904

RADIATOR AND CONNECTIONS

Item	Part No.	Description	Qty.
1	879717	CLAMP	1
2	675740	HOSE	1
3	879717	CLAMP	1
4	1564626	HOSE	1
5	26F-02	ELBOW	1
6	1564627	HOSE	1
7	1311154	ADAPTER	1
8	7D-08	NUT	2
9	1576791	ROD, L.H.	1
9A	1576792	†ROD, R.H.	1
10	593297	ADAPTER	1
11	23C-612	BOLT	2
12	4E-06	LKWSHR	2
13	1576833	COVER	1
14	692450	GASKET	1
15	1C-508	BOLT	8
15A	4E-05	†LKWSHR	8
16	584501	DAMPNER	2
17	584502	WASHER	2
18	7D-08	NUT	2
19	1576813	TUBE	1
20	879717	CLAMP	1

Item	Part No.	Description	Qty.
21	941470	HOSE	1
22	879717	CLAMP	1
23	1580459	SHROUD	1
24	24C-1060	BOLT	2
25	569070	WASHER	2
26	1527276	PAD	2
27	675613	WASHER	2
28	18D-10	LOCKNUT	2
29	569070	WASHER	2
30	72F-02	DRAINCOCK	1
31	1573255	RADIATOR & OIL COOLER.....	1
32	1M-8360	HOSE	1
33	540103	CLAMP	1
34	540103	CLAMP	1
35	863364	CAP, Radiator	1
36	1580450	SHROUD, Box	1
37	1C-512	BOLT	8
37A	4E-05	†LKWSHR	8
37B	25E-15	†WASHER	8
38	17D-06	NUT	2
38A	584502	†WASHER	2

† Not Illustrated

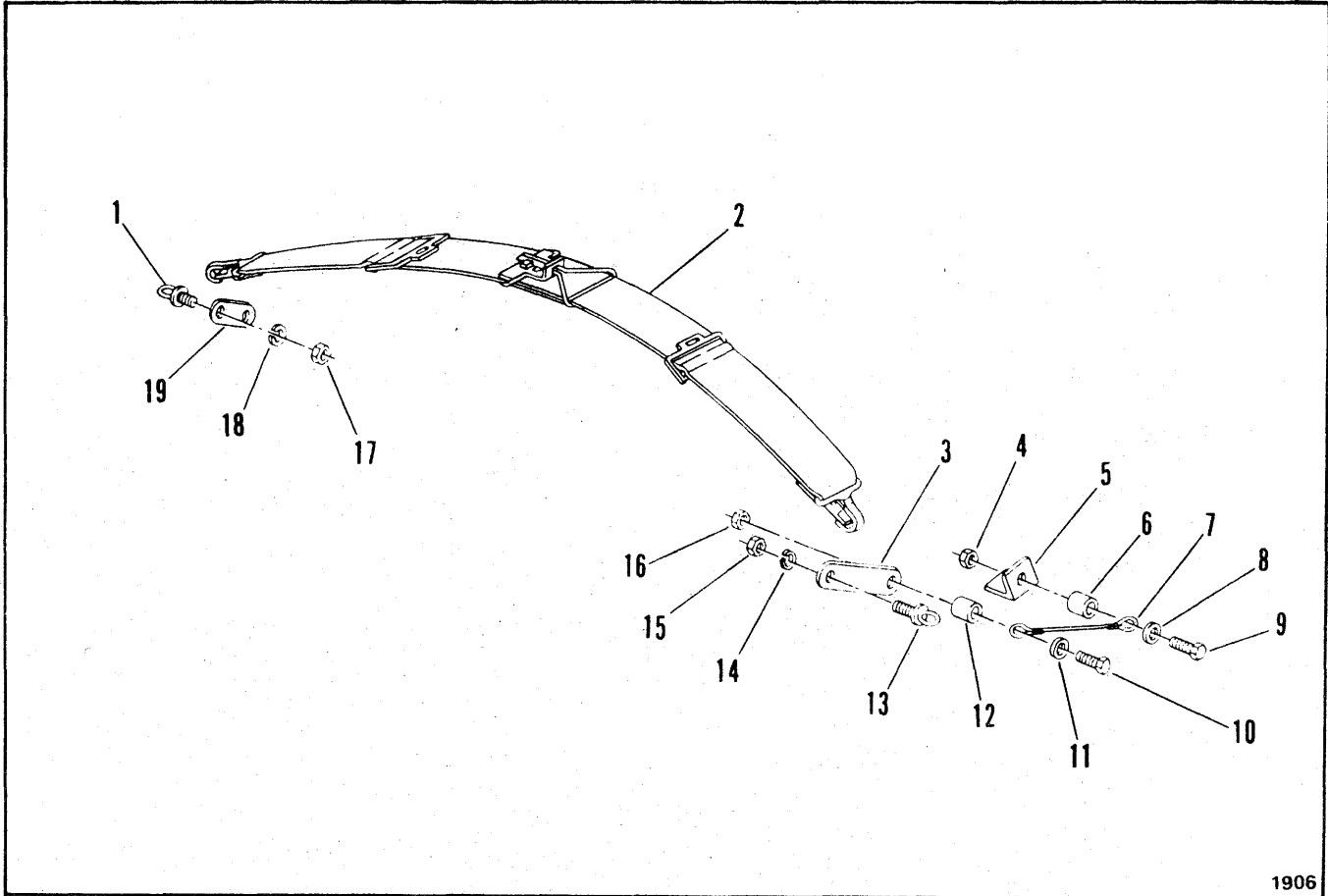
WHEN ORDERING PARTS, ALWAYS STATE MODEL AND SERIAL NO. OF MACHINE

CLARK EQUIPMENT COMPANY

"S" GROUP CONTENTS

Seat Belt Assembly	S 2
Seat Assembly – Tractor	S 3
Seat Assembly – Suspension	S 5
Sheetmetal Group:	
Sheetmetal – Tractor & Scraper	S 7
Steering Group:	
Steering Wheel, Column & Valve Assembly	S 9
Steering Linkage	S 10

CLARK EQUIPMENT COMPANY



1906

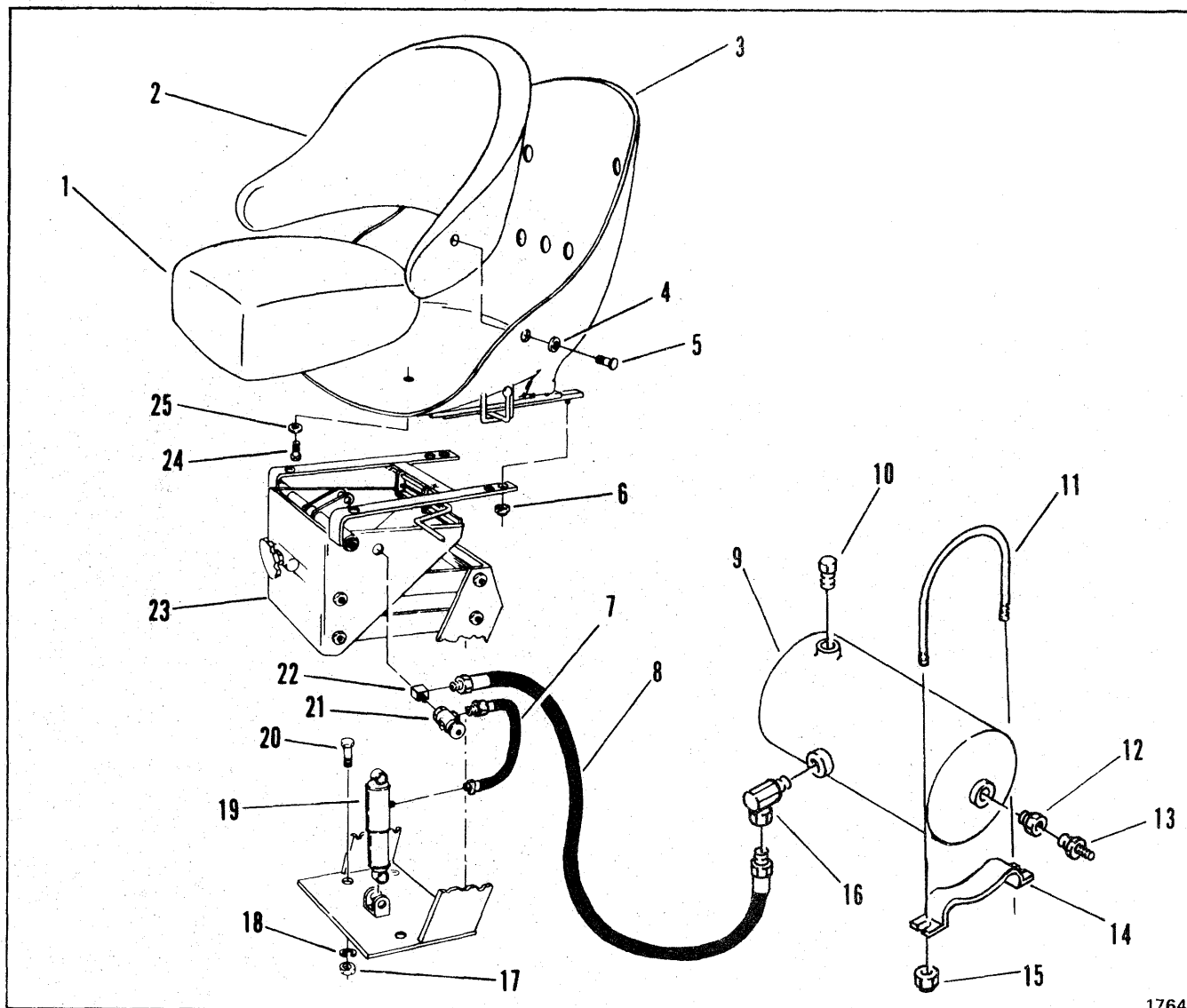
SEAT BELT ASSEMBLY

Item	Part No.	Description	Qty.
1	----	§ BOLT, Eye	1
2	1573723	BELT KIT, Seat (Inc. 1, 13 thru 15, 17, 18)	1
3	1573720	LINK, L.H.	1
4	18D-04	NUT	2
5	1573722	ANGLE	2
6	626073	SPACER	2
7	1573684	SLING	2
8	25E-21	WASHER	2
9	23C-828	BOLT	2
10	23C-828	BOLT	2
11	25E-21	WASHER	2
12	626073	SPACER	2
13	----	§ BOLT, Eye	1
14	----	§ WASHER	1
15	----	§ NUT	1
16	18D-04	NUT	2
17	----	§ NUT	1
18	----	§ WASHER	1
19	1573721	LINK, R.H.	1

§ Not Sold Separately

WHEN ORDERING PARTS, ALWAYS STATE MODEL AND SERIAL NO. OF MACHINE

CLARK EQUIPMENT COMPANY



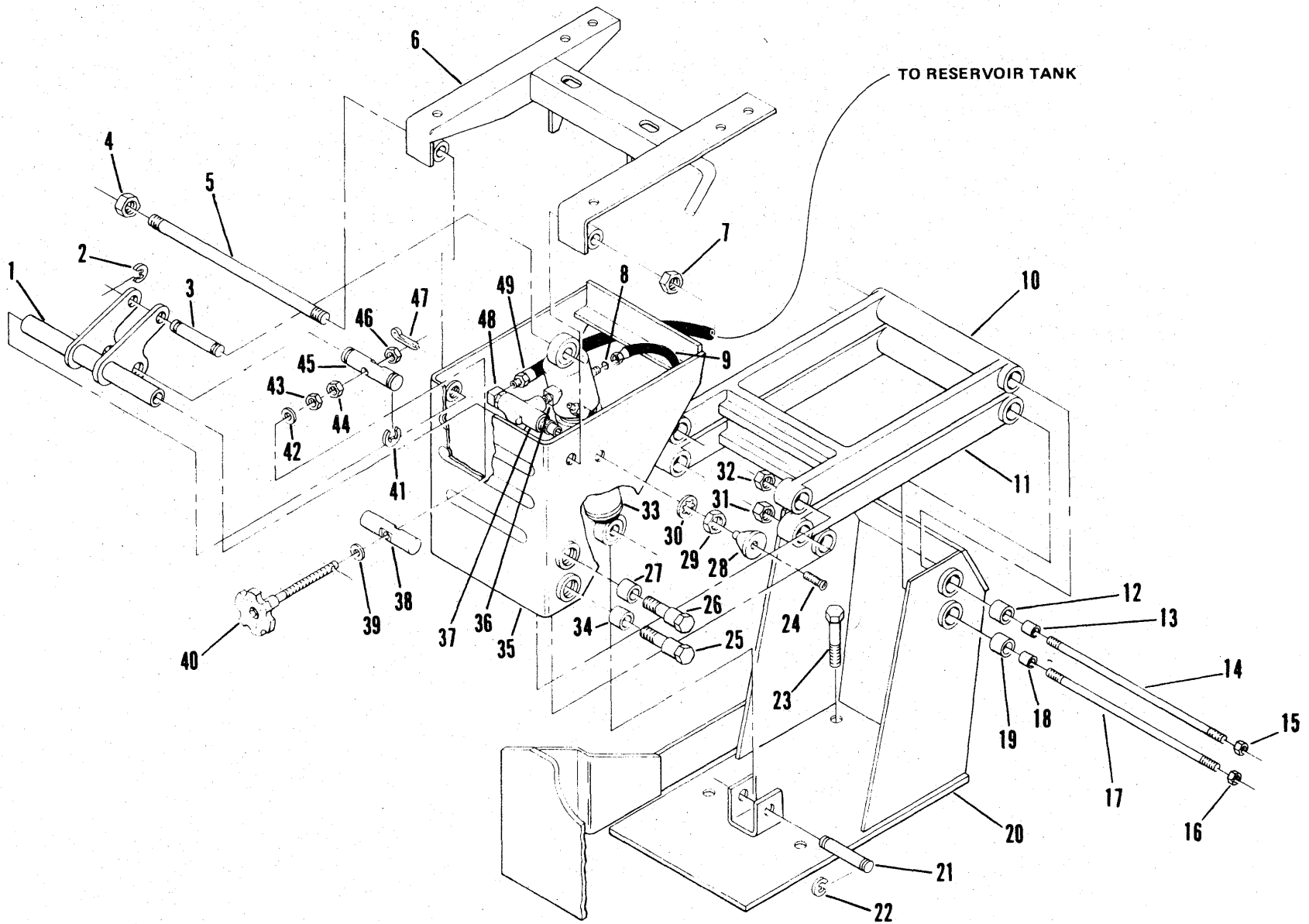
1764

SEAT ASSEMBLY

Item	Part No.	Description	Qty.
A	1507663	TRACTOR SEAT ASSY (Inc. 1, 2, 3, 4, 5, 24, 25)	1
1	948144	CUSHION	1
2	948143	BACKREST	1
3	944982	SHELL	1
4	4E-06	LKWSHR	7
5	17C-610	BOLT	7
6	62D-05	NUT	4
7	947084	HOSE	1
8	593438	HOSE	1
9	1576501	TANK	1
10	13F-04	PLUG	1
11	1576502	U-BOLT	2
12	19F-03	REDUCER	1

Item	Part No.	Description	Qty.
13	1576561	VALVE	1
14	1576503	FILLER	2
15	17D-03	LOCKNUT	4
16	711087	ADAPTER	1
17	63D-08	NUT	4
18	4E-08	LKWSHR	4
19	----	ABSORBER, Shock - See Suspension	1
20	23C-816	BOLT	4
21	----	VALVE - See Suspension	1
22	----	ELBOW - See Suspension	1
23	----	SEAT SUSPENSION ASSY - See Index	1
24	23C-610	BOLT	4
25	4E-06	LKWSHR	4

WHEN ORDERING PARTS, ALWAYS STATE MODEL AND SERIAL NO. OF MACHINE



SUSPENSION, AIR - SEAT

CLARK EQUIPMENT COMPANY

SUSPENSION, AIR – SEAT

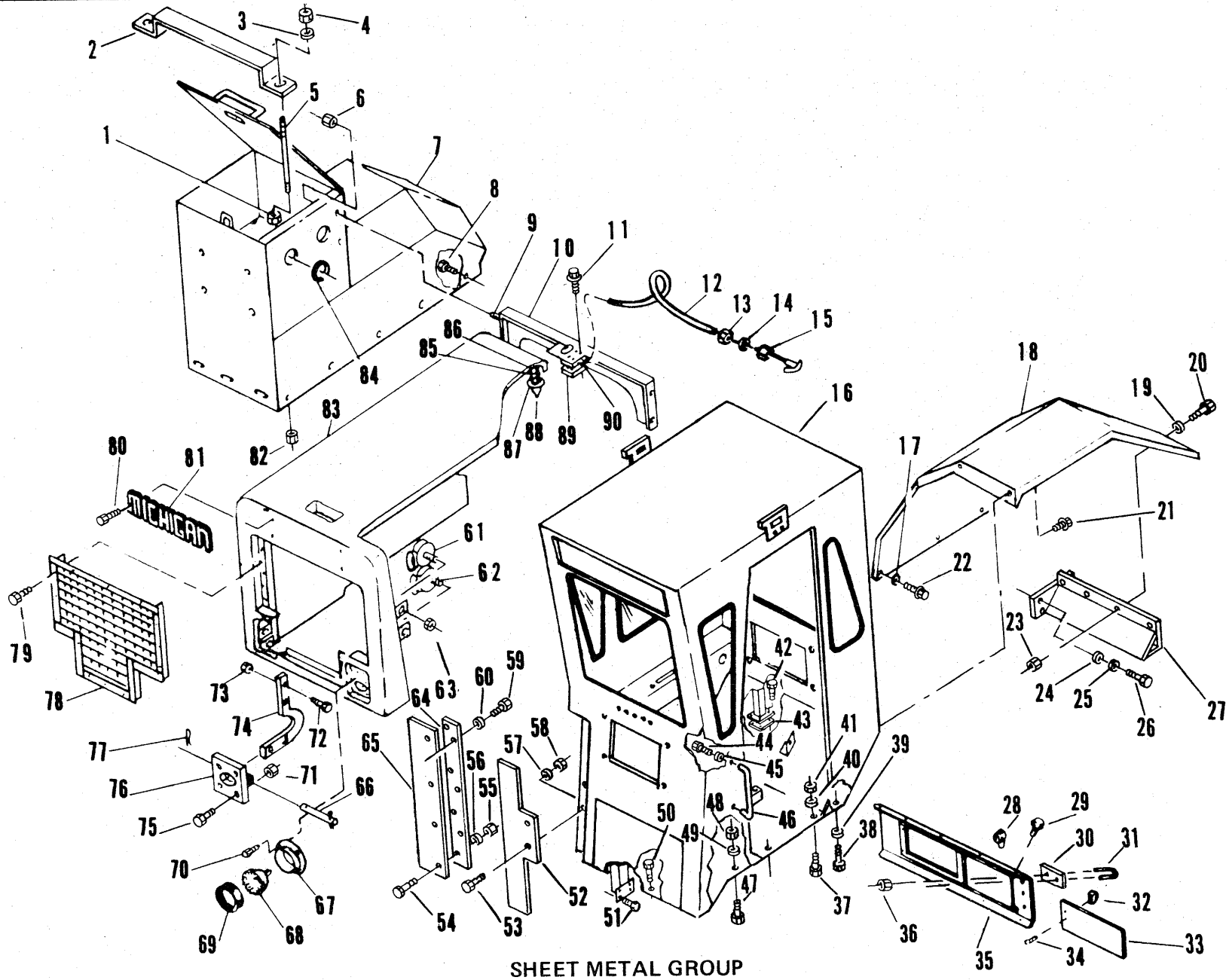
Item	Part No.	Description	Qty.
A	1549444	SUSPENSION, Seat	1
B	1536340	AIR CONTROL KIT (Inc. 8, 9, 24, 28, 29, 30, 36, 37, 48)	1
C	1550573	*ARM KIT (Inc. 12, 13, 14, 15, 15A)	2
D	960136	HANDLE ADJUSTMENT KIT (Inc. 38, 39, 40, 41, 42, 43, 44, 46, 47)	1
E	960138	KNOB CONTROL KIT (Inc. 24, 28)	1
1	1550569	ARM, Pivot	1
2	799119	RING, Retainer	2
3	1550569	SHAFT	1
4	43D-08	NUT	1
5	1566872	SHAFT	1
6	1550571	TILT ASSY	1
7	43D-08	NUT	1
8	947166	GASKET – See "B"	1
9	947084	HOSE – See "B"	1
10	-----	*§ ARM – See "C"	1
11	-----	*§ ARM – See "C"	1
12	945798	BEARING	2
13	1550584	SPACER – See "C"	2
14	1550585	SHAFT – See "C"	1
15	43D-08	NUT – See "C"	2
15A	23C-08	†LKWSHR – See "C"	2
16	43D-08	NUT	2
16A	23E-08	†LKWSHR	2
17	1550585	SHAFT	1
18	1550584	SPACER.....	2
19	945798	BEARING	2
20	960134	BASE ASSY	1
21	1550095	SHAFT	1
22	799119	RING, Retainer	2
23	23C-816	BOLT.....	4
23A	4E-08	WASHER	4
23B	63D-08	NUT	4
24	41G-610	SCREW, Machine – See "E"	1
25	945804	BOLT, Shoulder	2
26	945804	BOLT, Shoulder	2
27	945798	BEARING	2
28	947329	KNOB – See "B" & "E"	1
29	8D-10	NUT, Panel – See "B"	1
30	9E-10	LKWSHR – See "B"	1
31	43D-08	NUT	2
32	43D-08	NUT	2
33	1550570	AIR SHOCK ABSORBER	1
34	945798	BEARING	2
35	1550567	UPPER SUPPORT ASSY	1
36	620559	ELBOW – See "B"	1
37	-----	§ VALVE – See "B"	1
38	1550094	SHAFT – See "D"	1
39	25E-21	WASHER – See "D"	1
40	-----	§ HANDLE & SHAFT – See "D"	1
41	799759	RING, Retainer	2
42	25E-21	WASHER – See "D"	1
43	7D-08	NUT – See "D"	1
44	7D-08	NUT – See "D"	1
45	1550092	SHAFT	1
46	3D-08	NUT – See "D"	1
47	1F-312	COTTER – See "D".....	1
48	31F-1	FITTING – See "B".....	1
49	1550847	HOSE	1

*NOTE: Quantity listed in Kit 1550573 is for one (1) Arm only.

†Not Illustrated

§Not Sold Separately

WHEN ORDERING PARTS, ALWAYS STATE MODEL AND SERIAL NO. OF MACHINE



SHEET METAL GROUP

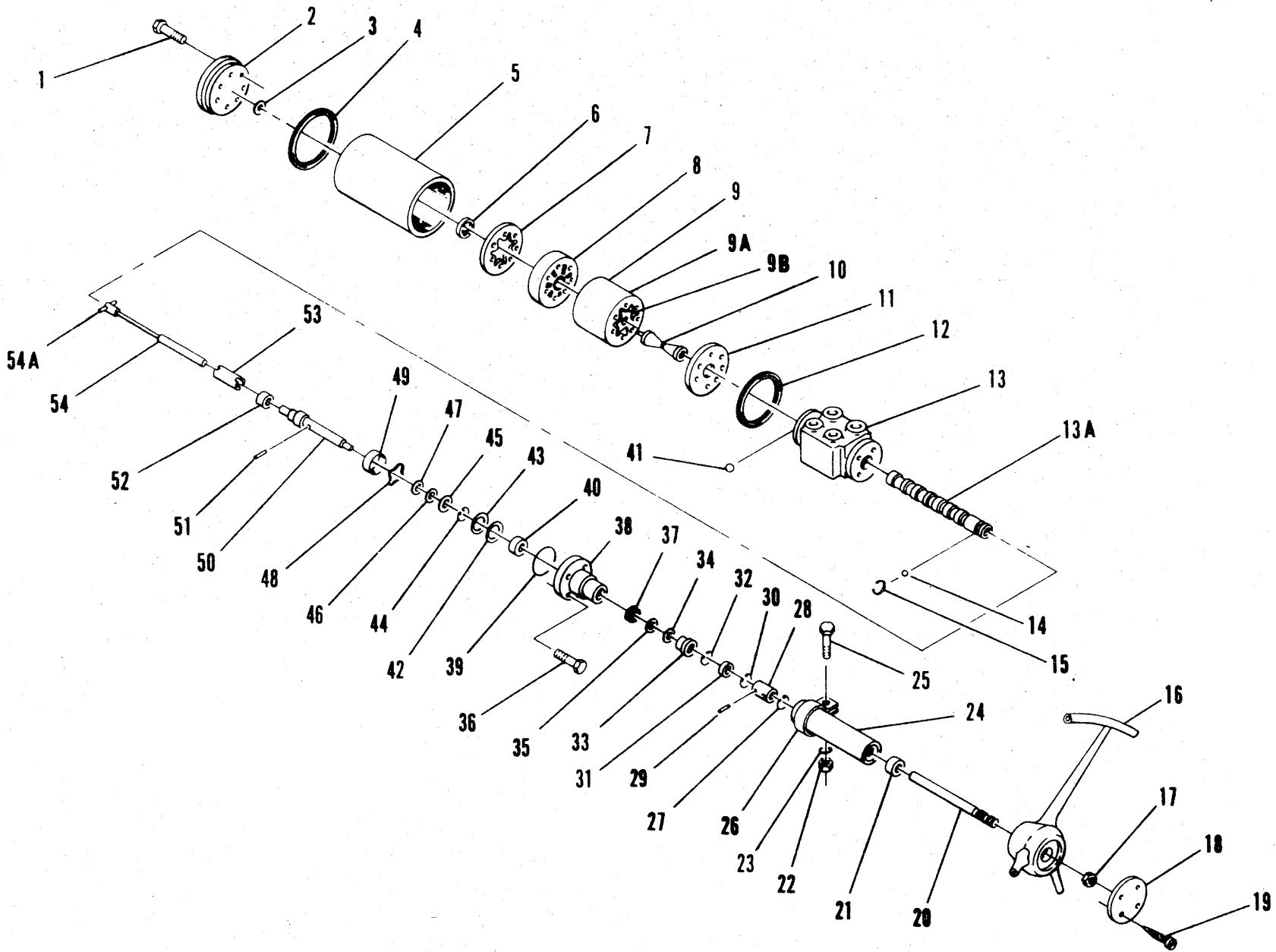
CLARK EQUIPMENT COMPANY

SHEET METAL GROUP

Item	Part No.	Description	Qty.	Item	Part No.	Description	Qty.
1	61D-06	NUT	4	48	17D-9	NUT	4
1A	25E-18	†WASHER	8	49	1573929	WASHER	4
2	1558821	CLAMP, Battery	2	50	23C-1020	BOLT	5
3	4E-06	WASHER	4	50A	26D-10	†LOCKNUT	5
4	61D-06	NUT	4	50B	573929	†WASHER	5
5	799039	ROD	4	51	23C-1028	BOLT	4
6	17D-3	NUT	4	51A	17D-9	†LOCKNUT	4
7	1577823	FENDER, R.H. — Tractor	1	51B	573929	†WASHER	4
8	1550938	BOLT	5	52	1581040	BAFFLE	1
9	23C-628	BOLT	4	53	23C-516	BOLT	2
10	1576358	SUPPORT	1	54	23C-516	BOLT	4
11	86G-820	BOLT	4	55	17D-2	NUT	4
12	1576722	CABLE ASSY (Inc. 13 thru 15)	1	56	25E-16	WASHER	4
13	-----	NUT	1	57	25E-16	WASHER	2
14	-----	WASHER	1	58	17D-2	NUT	2
15	-----	NUT	1	59	23C-512	BOLT	3
16	-----	CAB — See Index	1	60	25E-26	WASHER	3
17	25E-18	WASHER	6	61	-----	HORN — See Electrical System	1
18	1577817	FENDER, L.H. — Tractor	1	62	-----	HORN — See Electrical System	1
19	25E-18	WASHER	8	63	991445	NUT	2
20	23C-620	BOLT	8	64	1581039	PLATE	1
21	1550938	BOLT	6	65	1576506	BAFFLE	1
21A	25E-18	†WASHER	6	66	1576360	PIN	2
22	1550938	BOLT	10	67	1566472	FRAME	2
23	17D-3	NUT	8	68	883819	LAMP	2
24	25E-22	WASHER	8	69	946389	RETAINER	2
25	4E-08	LKWSHR	8	69A	1566417	†HEADLAMP ASSY (Inc. 67 thru 69)	2
26	23C-820	BOLT	8	70	23C-412	BOLT	8
27	1578990	SUPPORT, L.H. — Tractor Fender	1	70A	17D-01	†LOCKNUT	8
27A	1578992	†SUPPORT, R.H. — Tractor Fender	1	71	17D-03	NUT	8
28	1564674	LOCK	1	72	23C-620	BOLT	4
29	1550938	BOLT	10	73	17D-03	NUT	4
30	1575130	‡SHIM	—	74	1576362	ARM, Hinge	2
31	1575132	“U” BOLT	1	75	23C-620	BOLT	8
32	1574859	HANDLE	1	76	1576367	HINGE SUPPORT	2
33	1574860	COVER	1	77	1F-216	COTTER	4
34	18G-808	SCREW	2	78	1576665	GRILLE	1
35	1574533	DASHBOARD.....	1	79	894777	BOLT	6
36	17D-03	NUT	2	80	7G-432	SCREW	4
37	23C-1064	BOLT	2	80A	664402	†WASHER	4
38	23C-1048	BOLT	4	80B	17D-1	†NUT	4
39	4E-10	WASHER	4	81	1530098	NAMEPLATE	1
40	4E-10	WASHER	2	82	1D-06	NUT	4
41	17D-9	NUT	2	82A	25E-18	†WASHER	4
42	23C-1032	BOLT	4	83	1576007	HOOD	1
42A	4E-10	†LKWSHR	4	84	1551008	GROMMET	2
42B	573929	†WASHER	4	85	1566807	SPRING.....	1
43	1578643	‡SHIM	—	86	7D-10	NUT	1
44	23C-812	BOLT	2	87	25E-26	WASHER	1
45	25E-18	WASHER	2	88	1576427	BOLT	1
46	1581808	HANDLE.....	1	89	1576351	SPACER	2
47	23C-1080	BOLT	4	90	1576370	LOCK	1

†Not Illustrated
‡As Required

WHEN ORDERING PARTS, ALWAYS STATE MODEL AND SERIAL NO. OF MACHINE



STEERING COLUMN AND VALVE ASSEMBLY

CLARK EQUIPMENT COMPANY

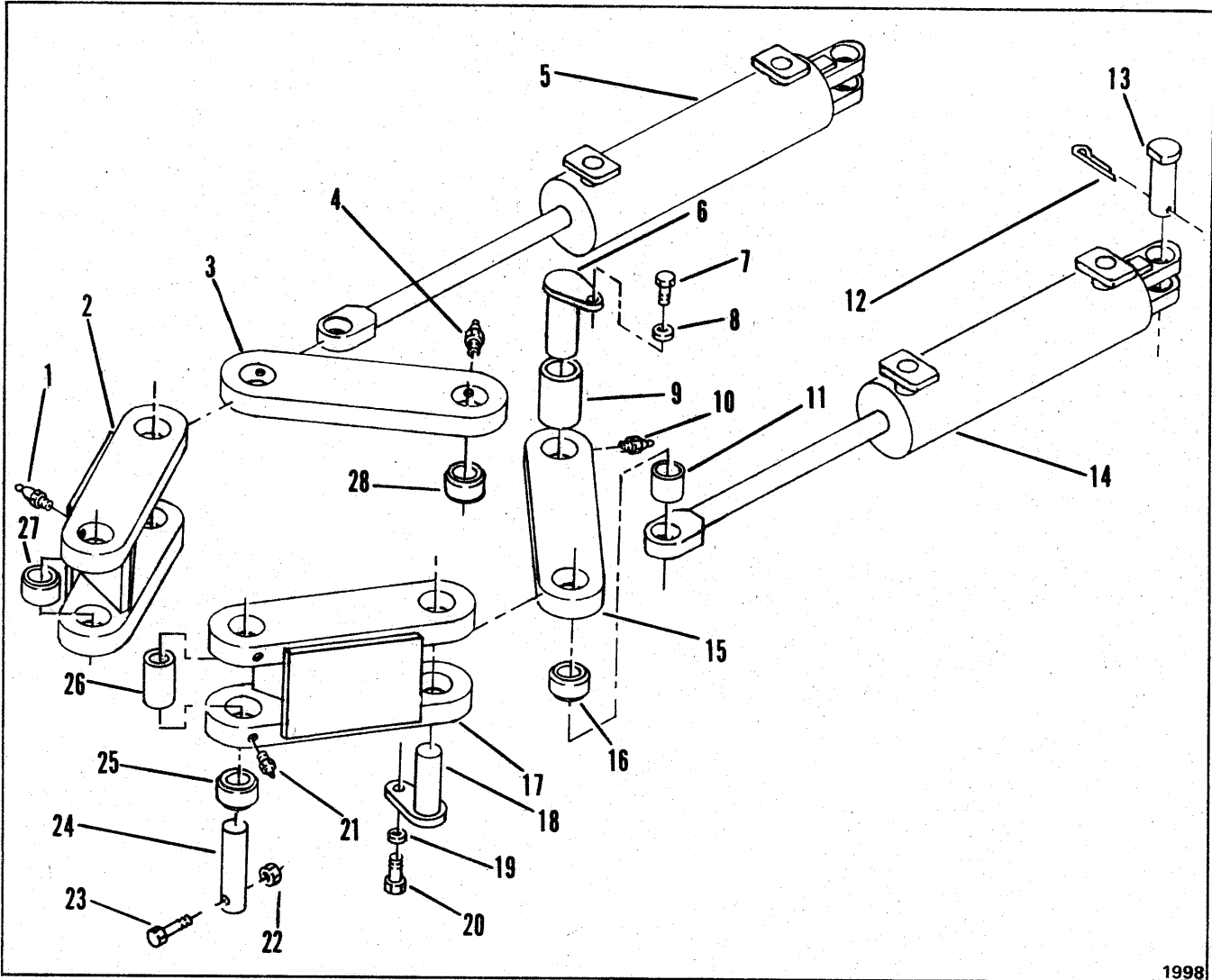
STEERING COLUMN & VALVE ASSEMBLY

Item	Part No.	Description	Qty.	Item	Part No.	Description	Qty.
A	1580998	COLUMN & VALVE ASSY (Inc. 1 thru 15, 17, 20 thru 54A)	1	24	1577686	TUBE (Inc. 21)	1
B	1577684	VALVE ASSY (Inc. 1 thru 15, 31, thru 54A)	1	25	2C-532	BOLT	1
C	1581051	SHAFT REPAIR KIT (Inc. 31, 34, 35, 37)	1	26	949065	CLAMP	1
D	994200	COMMUTATOR KIT (Inc. 6, 7)	1	27	949062	RING, Retainer	1
1	18C-692	BOLT	7	28	949060	COUPLING	1
2	1577694	COVER, End	1	29	949061	PIN	2
3	1577723	WASHER	1	30	949062	RING, Retainer	1
4	1577721	SEAL	1	31	-----	§ SEAL, Felt - See "C"	1
5	1577693	SLEEVE	1	32	954597	RING, Retainer	1
6	-----	§ COMMUTATOR - See "D"	1	33	1564762	WASHER	1
7	-----	§ COMMUTATOR RING - See "D"	1	34	-----	§ SPACER - See "C"	1
8	1577690	MANIFOLD	1	35	-----	§ WASHER - See "C"	1
9	1577689	ROTOR SET	1	36	3575195	BOLT	4
9A	-----	§ STATOR	1	37	-----	SEAL - See "C"	1
9B	-----	§ ROTOR	1	38	3575194	COVER, Upper	1
10	1577700	LINK, Drive	1	39	3575196	RING, Seal	1
11	1577688	PLATE, Wear	1	40	3575197	BEARING, Needle	1
12	1577721	SEAL	1	41	10J-26	BALL	1
13	-----	§ HOUSING ASSY - See "B"	1	42	3575198	‡ SHIM, Set	-
13A	-----	§ SPOOL, Valve - See "B"	1	43	3575198	‡ SHIM, Set	-
14	10J-10	BALL	1	44	1577720	RING, Retainer	1
15	3575212	SPRING, Ball Retain.	1	45	3575201	WASHER, Thrust	1
16	1542571	WHEEL, Steering	1	46	110571	BEARING, Thrust	1
17	852333	NUT, Wheel	1	47	990543	WASHER, Thrust	1
18	548074	CAP	1	48	1577719	WASHER, Wave Spring	1
19	65G-406	SCREW	4	49	1577698	SPACER	1
20	1577685	SHAFT	1	50	1577687	SHAFT, Input	1
21	949064	BEARING	1	51	3575208	PIN	1
22	62D-05	NUT	1	52	3575206	RING, Drive	1
23	6E-05	LKWSHR	1	53	1577696	SPACER	1
				54	1577695	BAR, Torsion (Inc. 54A)	1
				54A	3575208	PIN	1

† Not Illustrated
‡ As Required
§ Not Sold Separately

WHEN ORDERING PARTS, ALWAYS STATE MODEL AND SERIAL NO. OF MACHINE

CLARK EQUIPMENT COMPANY



1998

STEERING LINKAGE

Item	Part No.	Description	Qty.
1	10H-25	FITTING, Grease	2
2	1576439	LINKAGE (Inc. 1, 27)	1
3	1576440	LINKAGE (Inc. 4, 28)	1
4	10H-25	FITTING, Grease	2
5	-----	STEERING CYLINDER - See Index	1
6	1574545	PIN	2
7	23C-1016	BOLT	2
8	4E-10	LKWSHR	2
9	1574541	SPACER	2
10	10H-25	FITTING, Grease	2
11	1574540	SPACER	2
12	1F-832	COTTER	2
13	1556729	PIN	2
14	-----	STEERING CYLINDER - See Index	1

Item	Part No.	Description	Qty.
15	1576440	LINKAGE (Inc. 10, 16)	1
16	1564670	BUSHING	2
17	1576439	LINKAGE (Inc. 21, 25)	1
18	1575642	PIN	2
19	4E-10	LKWSHR	2
20	23C-1016	BOLT	2
21	10H-25	FITTING, Grease	2
22	17D-6	NUT	2
23	23C-852	BOLT	2
24	1581152	PIN	2
25	1564670	BUSHING	2
26	1578501	SPACER	2
27	1564670	BUSHING	2
28	1564670	BUSHING	2

† Not Illustrated

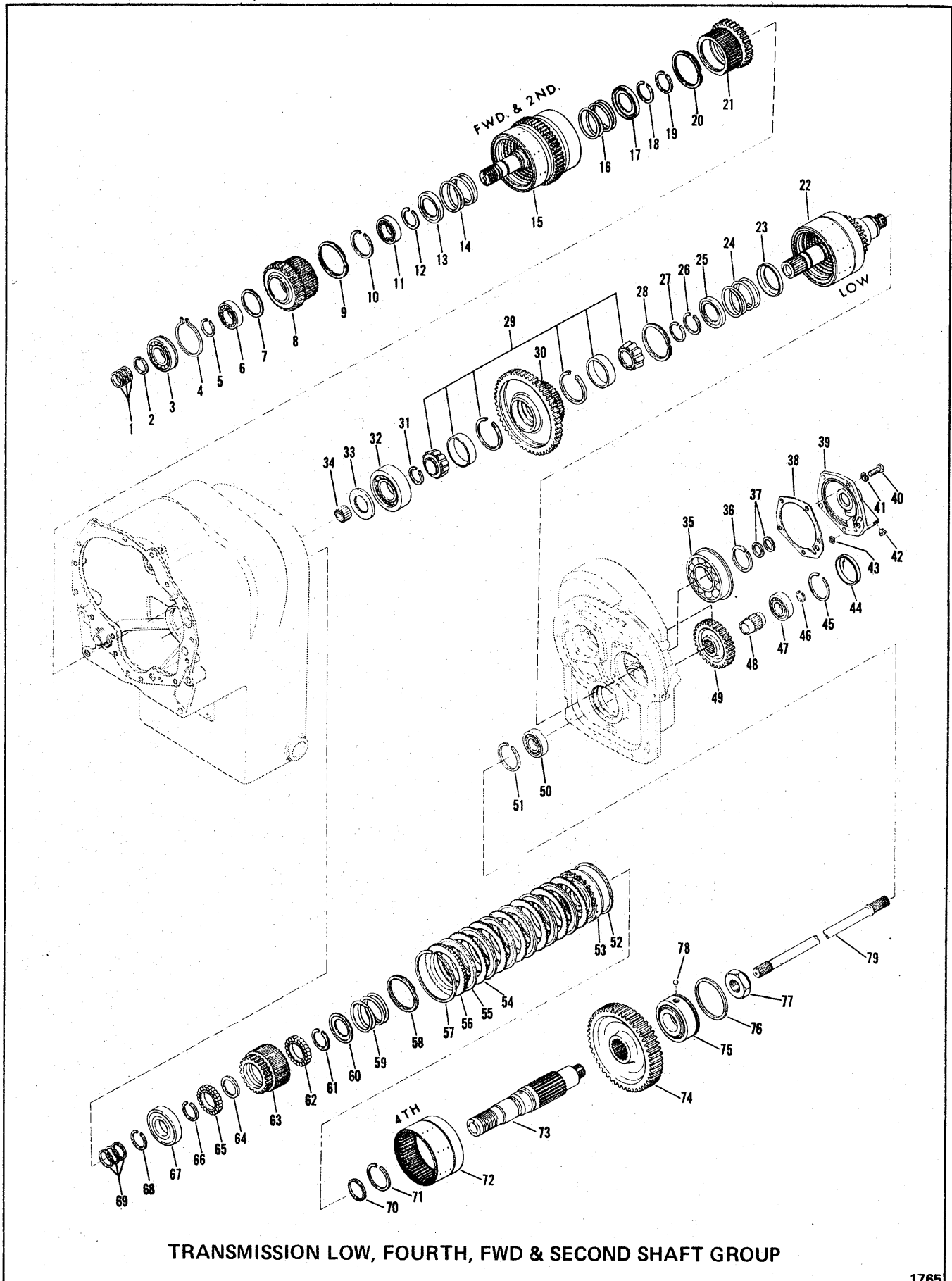
WHEN ORDERING PARTS, ALWAYS STATE MODEL AND SERIAL NO. OF MACHINE

CLARK EQUIPMENT COMPANY

"T" GROUP CONTENTS

Transmission	T 3, T 5, T 7
Transmission Clutch Group	T 9
Transmission Input Group	T 11
Transmission Shifting Control	T 12

CLARK EQUIPMENT COMPANY



TRANSMISSION LOW, FOURTH, FWD & SECOND SHAFT GROUP

1765

CLARK EQUIPMENT COMPANY

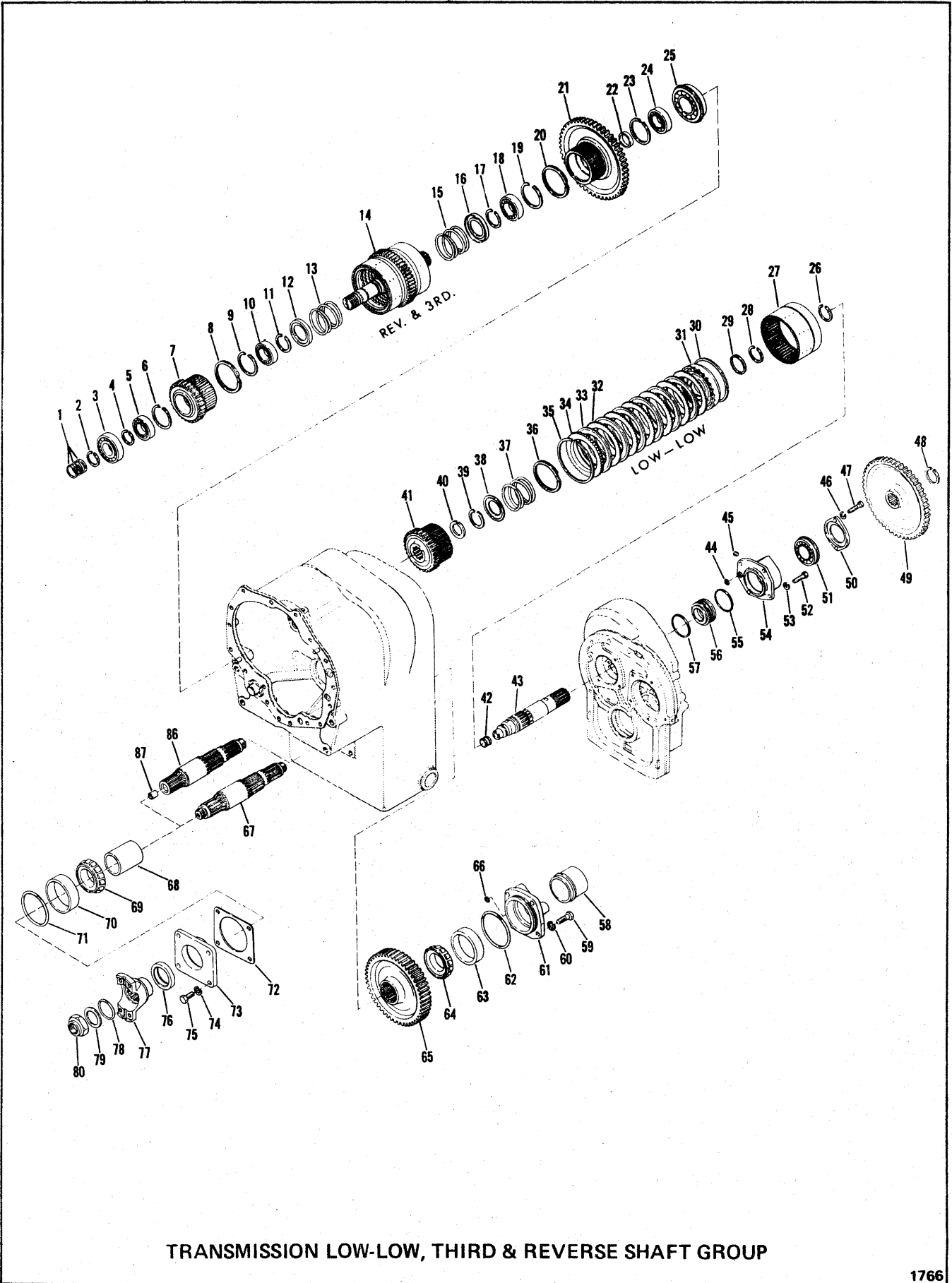
TRANSMISSION LOW, FOURTH, FORWARD & SECOND SHAFT GROUP

Item	Part No.	Description	Qty.	Item	Part No.	Description	Qty.
1	215183	RING	3	39	231176	CAP	1
2	224083	RING	1	40	1C-618	BOLT	5
3	223349	BEARING	1	41	4E-06	LKWSHR	5
4	230889	RING	1	42	16F-02	PLUG	1
5	224083	RING	1	43	25K-30016	O-RING	1
6	710749	BEARING	1	44	232911	PLUG	1
7	231647	RING	1	45	224203	RING	1
8	231632	GEAR	1	46	224172	RING	1
9	731160	RING	1	47	710749	BEARING	1
10	233881	RING	1	48	232920	GEAR	1
11	710749	BEARING	1	49	232919	GEAR (27T)	1
12	654613	RING	1	50	710749	BEARING	1
13	232089	RETAINER	1	51	224203	RING	1
14	230822	SPRING	1	52	224771	RING	1
15	-----	FORWARD & 2ND CLUTCH GROUP - See Page T9	-	53	230850	CLUTCH PISTON ASSY	1
16	230822	SPRING	1	54	224772	DISC	6
17	232089	RETAINER	1	55	233166	DISC	6
18	654613	RING	1	56	224774	PLATE	1
19	-----	OMIT	-	57	215190	RING	1
20	731160	RING	1	58	731160	RING	1
21	231239	GEAR	1	59	230822	SPRING	1
22	-----	LOW CLUTCH GROUP - See Page T9 -	-	60	232089	RETAINER	1
23	232088	RETAINER	1	61	230888	RING	1
24	230822	SPRING	1	62	231624	BEARING	1
25	232089	RETAINER	1	63	232425	GEAR	1
26	654613	RING	1	64	232405	SPACER	1
27	232076	RING	1	65	231624	BEARING	1
28	731160	RING	1	66	230888	RING	1
29	231780	LOW SPEED GEAR BEARING ASSY	1	67	231687	BEARING	1
30	232451	GEAR (55T)	1	68	230888	RING	1
31	231777	‡RING	-	69	209560	RING	3
31A	231776	‡RING	-	70	230857	SEAL	1
31B	232076	‡RING	-	71	224065	RING	1
32	231779	BEARING	1	72	231241	4TH CLUTCH DRUM & HUB ASSY	1
33	231775	PLATE	1	73	232908	IDLER SHAFT & PLUG ASSY	1
34	230886	BEARING	1	74	234868	GEAR (58T)	1
35	230968	BEARING	1	75	231646	IDLER SHAFT REAR BEARING ASSY	1
36	232081	RING	1	76	230952	RING	1
37	220079	RING	2	77	231639	NUT	1
38	231193	GASKET	1	78	10J-15	BALL	1
				79	232921	SHAFT	1

‡ As Required

WHEN ORDERING PARTS, ALWAYS STATE MODEL AND SERIAL NO. OF MACHINE

CLARK EQUIPMENT COMPANY



TRANSMISSION LOW-LOW, THIRD & REVERSE SHAFT GROUP

1766

CLARK EQUIPMENT COMPANY

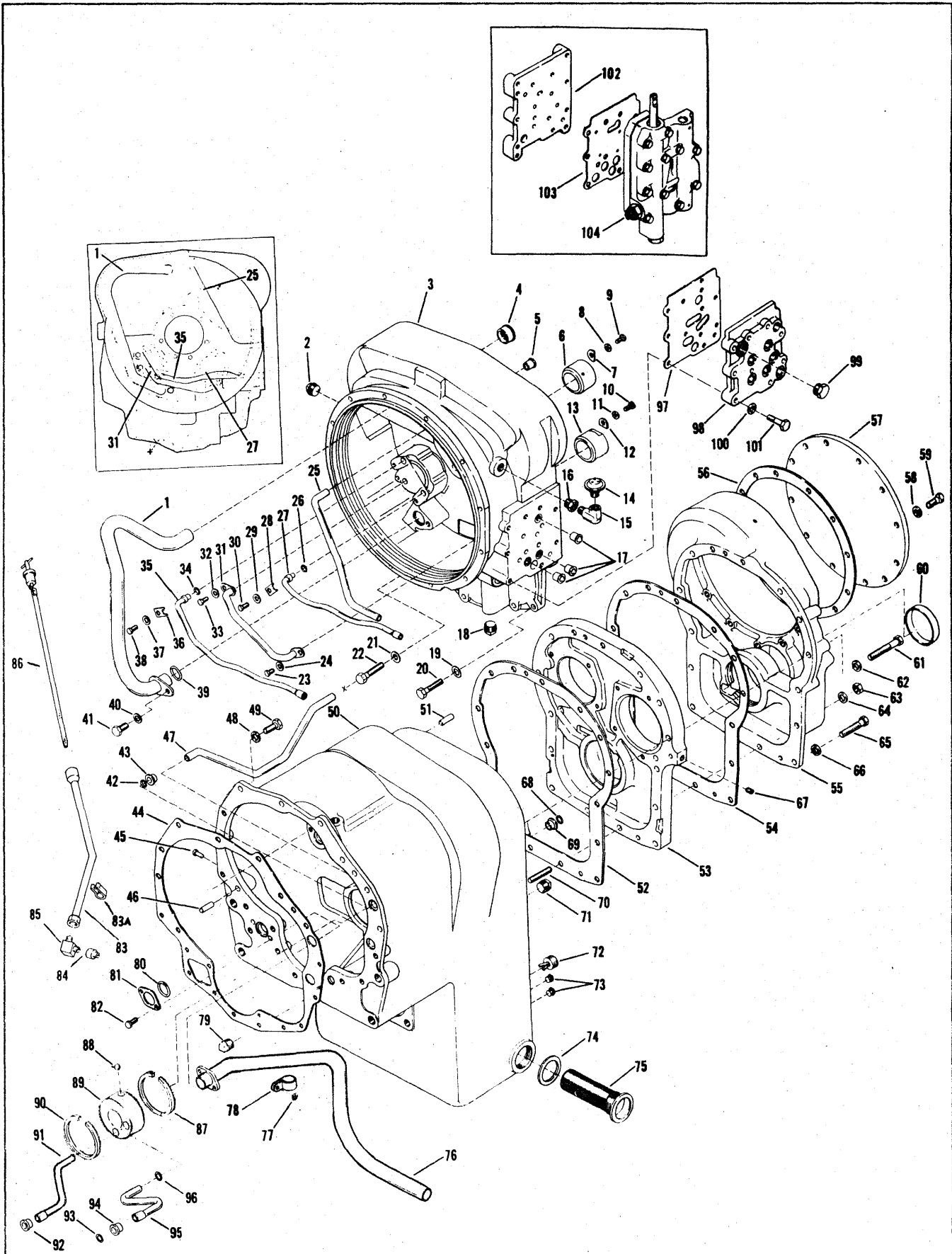
TRANSMISSION LOW-LOW, THIRD AND REVERSE SHAFT GROUP

Item	Part No.	Description	Qty.	Item	Part No.	Description	Qty.
1	215183	RING	3	42	232912	BEARING	1
2	224083	RING	1	43	233060	LOW-LOW SHAFT ASSY	1
3	225603	BEARING	1	44	25K-30016	O-RING	1
4	224083	RING	1	45	16F-02	PLUG	1
5	230829	BEARING	1	46	4E-06	LKWSHR	2
6	223877	RING	1	47	1C-618	BOLT	2
7	231097	GEAR (30T)	1	48	224106	RING	1
8	731160	RING	1	49	232924	GEAR (64T)	1
9	223877	RING	1	50	232916	RETAINER	1
10	230829	BEARING	1	51	710092	BEARING	1
11	654613	RING	1	52	1C-618	BOLT	4
12	232089	SPRING	1	53	4E-06	LKWSHR	4
13	230822	SPRING	1	54	232917	CAP	1
14	232913	REV & 3rd CLUTCH GRP- See Page T9-		55	209307	RING	1
15	230822	SPRING	1	56	232910	CARRIER	1
16	232089	SPRING	1	57	209307	RING	1
17	654613	RING	1	58	228953	PLUG	1
18	230860	BEARING	1	59	1C-928	BOLT	4
19	233874	RING	1	60	4E-09	LKWSHR	4
20	731160	RING	1	61	231818	CAP	1
21	231252	GEAR (52T)	1	62	25K-40412	O-RING	1
22	230906	SPACER	1	63	742240	CAP	1
23	223874	RING	1	64	1315447	CONE	1
24	230860	BEARING	1	65	232811	GEAR (48T)	1
25	658038	BEARING	1	66	25K-30026	O-RING	1
26	224065	RING	1	67	231406	OUTPUT SHAFT	1
27	231241	LOW-LOW CLUTCH DRUM & HUB ASSY	1	68	231405	SPACER	1
28	224065	RING	1	69	1314713	CONE	1
29	230857	SEAL	1	70	666697	CUP	1
30	224771	RING	1	71	25K-40400	O-RING	1
31	230850	CLUTCH PISTON ASSY	1	72	231848	‡SHIM (.004)	-
32	224772	DISC	6	72A	231849	‡SHIM (.007)	-
33	233166	DISC	6	72B	231850	‡SHIM (.010)	-
34	224174	PLATE	1	72C	231851	‡SHIM (.020)	-
35	215190	RING	1	73	234833	CAP	1
36	731160	RING	1	74	4E-09	LKWSHR	4
37	230822	SPRING	1	75	1C-920	BOLT	4
38	232089	RETAINER	1	76	230954	SEAL	1
39	654613	RING	1	77	231136	FLANGE	1
40	224106	RING	1	78	25K-60116	O-RING	1
41	232922	LOW & 4th CLUTCH DRIVE GEAR & HUB (26T)	1	79	222179	WASHER	1
				80	222960	NUT	1

‡ As Required

WHEN ORDERING PARTS, ALWAYS STATE MODEL AND SERIAL NO. OF MACHINE

CLARK EQUIPMENT COMPANY



TRANSMISSION CASE AND CONVERTER HOUSING GROUP

1767

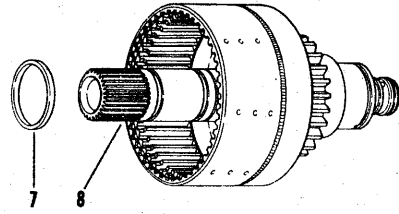
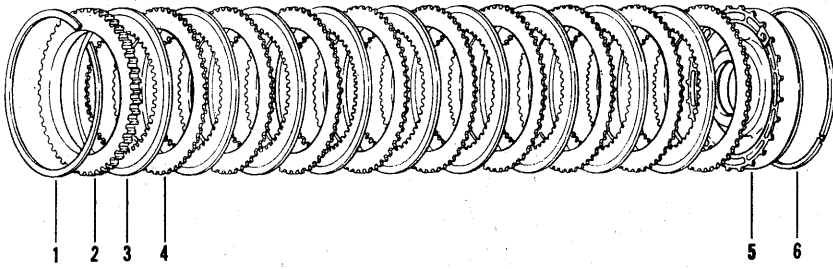
CLARK EQUIPMENT COMPANY

TRANSMISSION CASE AND CONVERTER HOUSING GROUP

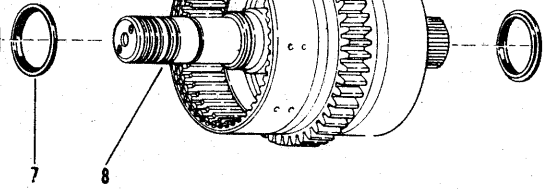
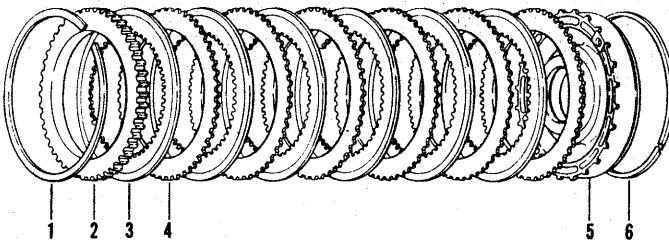
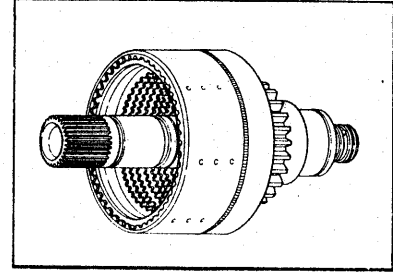
Item	Part No.	Description	Qty.	Item	Part No.	Description	Qty.
A	284085	TRANS. ASSY (12.5MHR28520-1)	1	53	232928	COVER	1
1	232136	TUBE, Suction	1	54	232918	GASKET	1
2	13F-12	PLUG	1	55	232927	HOUSING, Low-Low Gear	1
3	231642	HOUSING & TUBE ASSY	1	56	217408	GASKET	1
4	230854	SLEEVE	1	57	217407	COVER	1
5	222067	SLEEVE	1	58	4E-06	LKWSHR	12
6	231056	SLEEVE	1	59	1C-614	BOLT	12
7	230851	LOCK	1	60	232911	PLUG	1
8	4E-05	LKWSHR	1	61	1C-748	BOLT	3
9	1C-510	BOLT	1	62	4E-07	LKWSHR	3
10	1C-510	BOLT	1	63	2D-07	NUT	2
11	4E-05	LKWSHR	1	64	4E-07	LKWSHR	2
12	230851	LOCK	1	65	1C-740	BOLT	10
13	231056	SLEEVE	1	66	4E-07	LKWSHR	10
14	211433	VALVE, Breather	1	67	16F-02	PLUG	1
15	26F-3	STREET ELL	1	68	25K-40024	O-RING	1
16	19F-08	BUSHING	1	69	222067	SLEEVE	1
17	222067	SLEEVE	3	70	232914	STUD	2
18	24K-6	PLUG	1	71	13F-16	PIPE PLUG	1
19	4E-07	LKWSHR	4	72	215757	PLUG	1
20	1C-728	BOLT	4	73	40K-04	PLUG	2
21	4E-07	LKWSHR	4	74	219373	GASKET	1
22	1C-744	BOLT	4	75	231390	SCREEN	1
23	1C-510	BOLT	1	76	231612	TUBE, Suction	1
24	4E-05	LKWSHR	1	77	25E-13	WASHER	1
25	231166	TUBE	1	78	6H-36	CLIP	1
26	25K-30012	O-RING	1	79	13F-16	PLUG	1
27	231095	TUBE, 3rd Speed	1	80	25K-40104	O-RING	1
28	231048	CLIP	1	81	230921	WASHER	1
29	4E-05	LKWSHR	1	82	4C-514	BOLT	2
30	1C-510	SCREW	1	83	1579698	DIPSTICK TUBE	1
31	231093	LUBE TUBE	1	83A	6H-18	CLAMP	1
32	4E-05	LKWSHR	1	84	19F-12	BUSHING	1
33	1C-510	BOLT	1	85	83F-8	FITTING	1
34	25K-30012	O-RING	1	86	1579699	DIPSTICK	1
35	231094	TUBE, Reverse	1	87	233901	RING	1
36	231048	CLIP	1	88	10J-08	BALL	1
37	4E-05	LKWSHR	1	89	235314	DISTRIBUTOR	1
38	1C-510	BOLT	1	90	233901	RING	1
39	25K-40030	O-RING	1	91	231620	TUBE	1
40	5C-612	BOLT	1	92	222067	SLEEVE	1
41	4E-05	LKWSHR	1	93	25K-40026	O-RING	1
42	25K-40026	O-RING	1	94	222067	SLEEVE	1
43	222067	SLEEVE	1	95	231619	TUBE	1
44	231606	GASKET	1	96	25K-20012	O-RING	1
45	1H-418	RIVET	1	97	231040	GASKET	1
46	214295	DOWEL	2	98	231038	PLATE	1
47	230900	TUBE, Pressure	1	99	24K-6	PLUG	1
48	4E-07	LKWSHR	10	100	4E-06	LKWSHR	9
49	1C-720	BOLT	10	101	1C-628	BOLT	1
50	231618	CASE, Transmission	1	102	-----	PLATE (See Page V7-1)	1
51	214118	DOWEL	2	103	-----	GASKET (See Page V7-1)	1
52	231781	GASKET	1	104	-----	VALVE (See Page V7-1)	1

WHEN ORDERING PARTS, ALWAYS STATE MODEL AND SERIAL NO. OF MACHINE

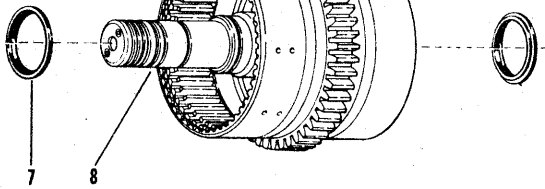
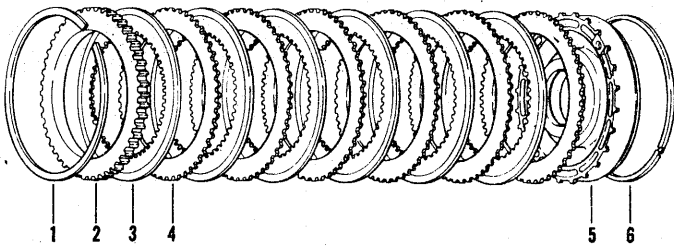
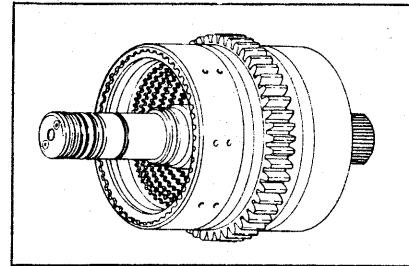
CLARK EQUIPMENT COMPANY



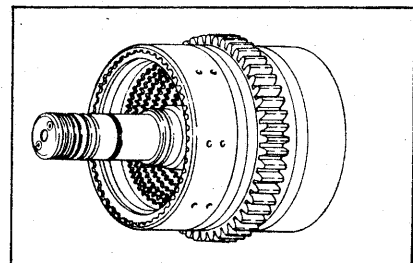
LOW CLUTCH GROUP



REVERSE & 3RD CLUTCH GROUP



FORWARD & 2ND CLUTCH GROUP



CLUTCH GROUP

1768

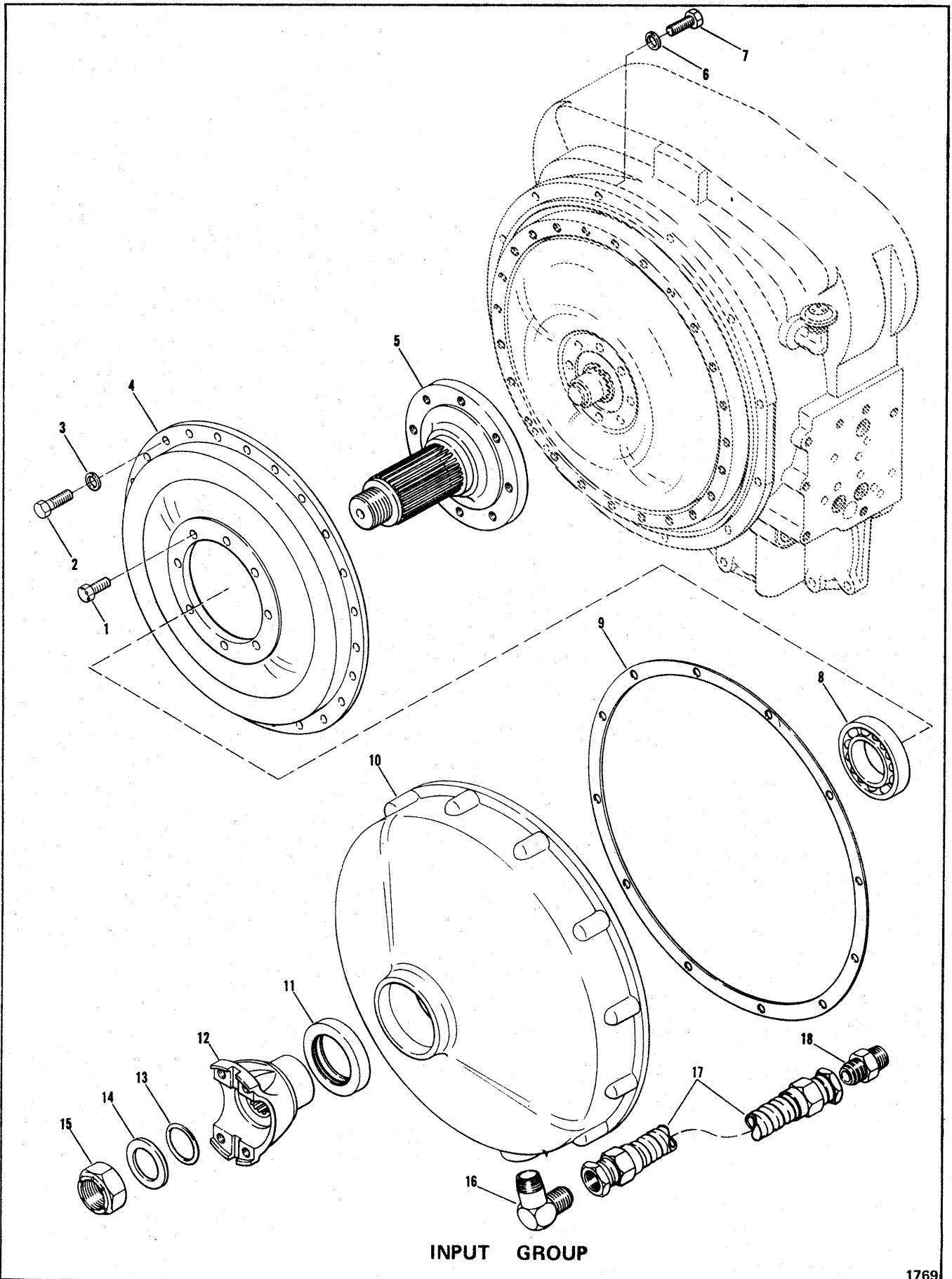
CLARK EQUIPMENT COMPANY

CLUTCH GROUP

Item	Part No.	Description	Qty.
1	215190	RING, Retainer	1
2	224774	PLATE, Backing	1
3	230911	DISC, Inner	9
4	224772	DISC, Outer	9
5	230850	CLUTCH PISTON ASSY	1
6	224771	RING, Outer	1
7	230857	SEAL, Inner	1
8	232810	LOW SPEED CLUTCH SHAFT DRUM & PLUG ASSY	1
1	215190	SNAP RING	2
2	224774	PLATE, Backing	2
3	233166	DISC, Inner	12
4	224772	DISC, Outer	12
5	230850	CLUTCH PISTON ASSY	2
6	224771	RING, Outer	2
7	230857	SEAL, Inner	2
8	232913	REVERSE & 3RD SHAFT CLUTCH DRUM & PLUG ASSY	1
1	215190	SNAP RING	2
2	224774	PLATE, Backing	2
3	233166	DISC, Inner	12
4	224772	DISC, Outer	12
5	230850	CLUTCH PISTON ASSY	2
6	224771	RING, Outer	2
7	230857	SEAL, Inner	2
8	231090	FORWARD & 2ND SHAFT CLUTCH DRUM & PLUG ASSY	1

WHEN ORDERING PARTS, ALWAYS STATE MODEL AND SERIAL NO. OF MACHINE

CLARK EQUIPMENT COMPANY



INPUT GROUP

1769

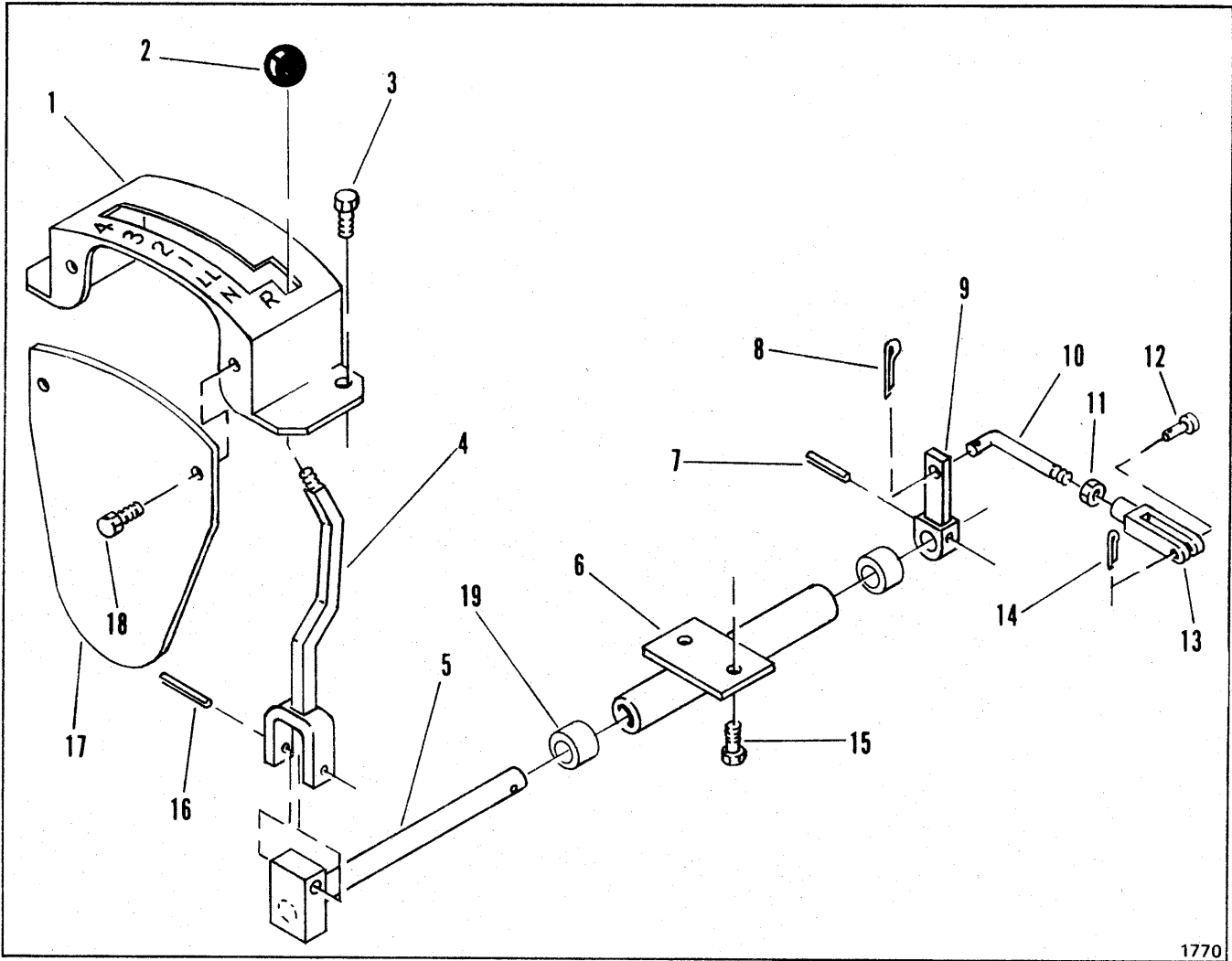
CLARK EQUIPMENT COMPANY

INPUT GROUP

Item	Part No.	Description	Qty.
1	9C-816	BOLT	8
2	5C-616	BOLT & LKWSHR	24
3	-----	Inc. with 2	-
4	232122	COVER	1
5	232123	SHAFT	1
6	-----	Inc. with 7	-
7	5C-618	BOLT & LKWSHR	12
8	225825	BEARING	1
9	232125	GASKET	1
10	232124	COVER	1
11	209587	SEAL	1
12	231136	FLANGE	1
13	25K-60116	O-RING	1
14	222179	WASHER	1
15	222960	NUT	1
16	675469	FITTING	1
17	232126	HOSE	1
18	89F-10	FITTING	1

WHEN ORDERING PARTS, ALWAYS STATE MODEL AND SERIAL NO. OF MACHINE

CLARK EQUIPMENT COMPANY



1770

TRANSMISSION SHIFTING CONTROL

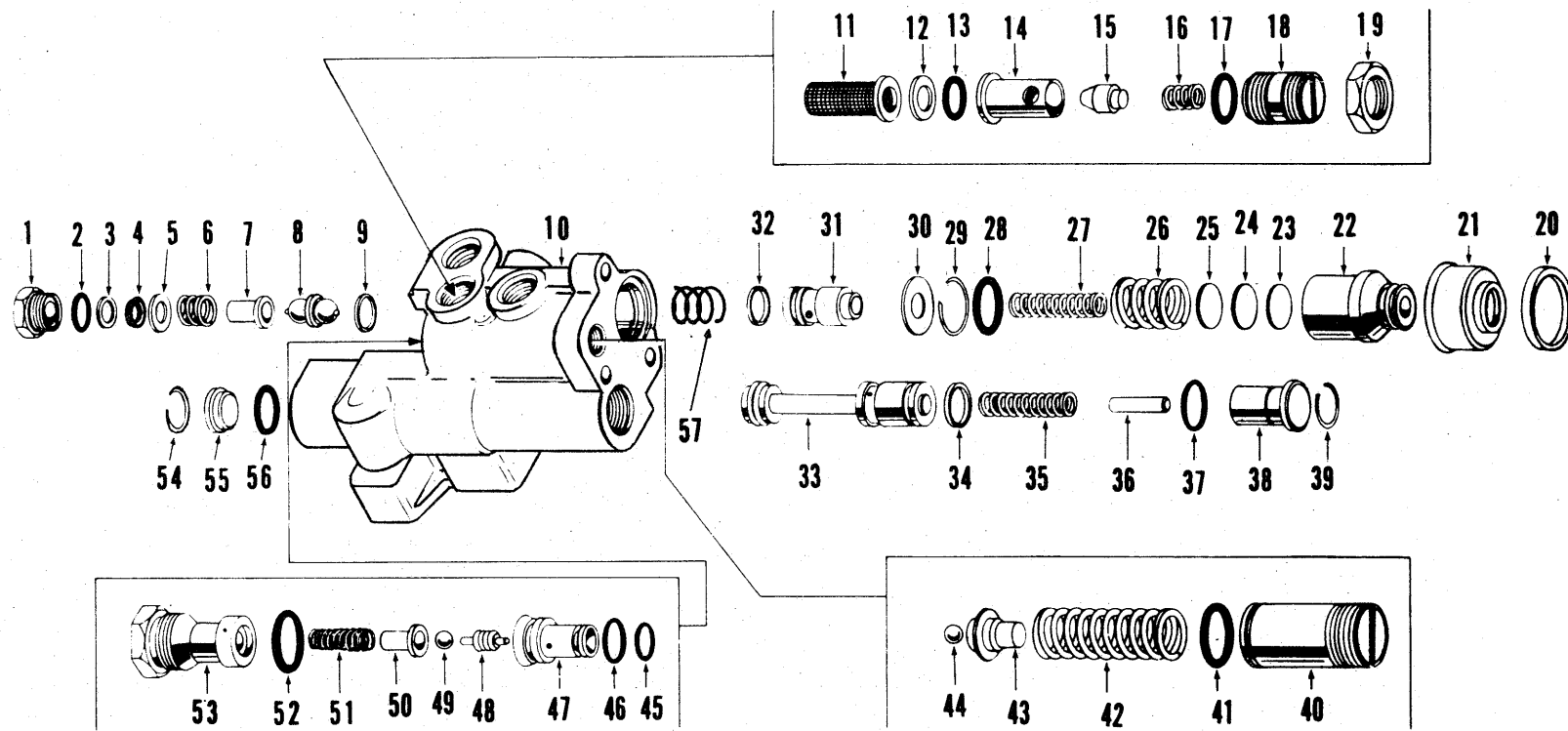
Item	Part No.	Description	Qty.
1	1576327	CONSOLE	1
2	201401	KNOB	1
3	1307834	BOLT	2
4	1575387	SHIFT LEVER	1
5	1576320	SHAFT ASSY	1
6	1576323	BRACKET	1
7	660178	ROLL PIN	1
8	1F-312	COTTER	1
9	1575384	ARM	1
10	1576491	ROD	1
11	8D-05	NUT, Jam	1
12	4F-05062	PIN	1
13	2J-5204	CLEVIS	1
14	1F-312	COTTER	1
15	1307834	BOLT.....	2
16	106023	ROLL PIN	1
17	1576325	SIDEPLATE	1
18	1307834	BOLT	2
19	1564648	BUSHING	2

WHEN ORDERING PARTS, ALWAYS STATE MODEL AND SERIAL NO. OF MACHINE

CLARK EQUIPMENT COMPANY

**"V" GROUP
CONTENTS**

Valve Assembly – Brake	V 3
Valve Assembly – Lift & Ejection	V 5
Valve Assembly – Transmission Control	V 7
Valve, Pressure Regulating – Pump – Oil Filter	V 9
Valve Control – Lift & Ejection Linkage	V 10



VALVE ASSEMBLY - BRAKE

CLARK EQUIPMENT COMPANY

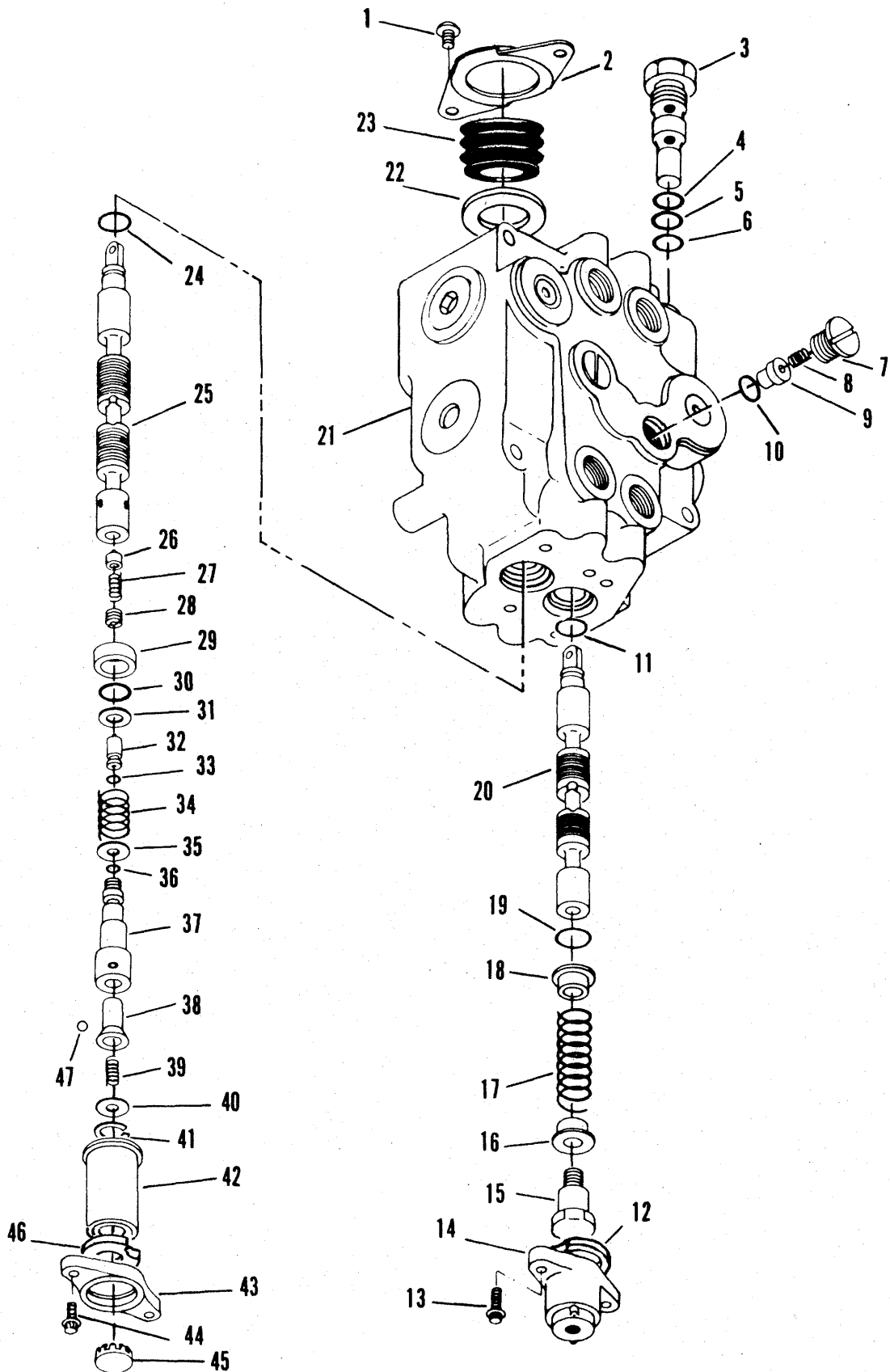
VALVE ASSEMBLY – BRAKE

Item	Part No.	Description	Qty.
A	1541088	VALVE ASSY (Inc. 1 thru 56)	1
B	946212	SEAL KIT (Inc. 2, 3, 4, 9, 13, 15, 17, 20, 21, 28, 32, 34, 37, 41, 45, 46, 52, 56)	1
1	944908	PLUG	1
2	91F-8	O-RING	1
3	-----	§ RING	-
4	-----	§ PACKING	-
5	944909	WASHER	1
6	944910	SPRING	1
7	944911	GUIDE	1
8	946211	VALVE	1
9	25K-30022	O-RING	1
10	-----	§ HOUSING – See "A"	-
11	944932	FILTER	1
12	944933	WASHER	1
13	91F-6	O-RING	1
14	944934	SEAT	1
15	945879	POPPET	1
16	944936	SPRING	1
17	91F-7	O-RING	1
18	944937	SCREW	1
19	22K-7	NUT	1
20	946210	RETAINER	1
21	946208	BOOT	1
22	5200618	PISTON	1
23	944918	‡ SHIM	-
24	944918	‡ SHIM	-
25	944917	‡ SHIM	-
26	5200617	SPRING	1
27	5200619	SPRING	1
28	58K-222	O-RING	1
29	944915	RETAINER	1
30	949633	WASHER	1
31	5200616	PLUNGER	1
32	-----	§ SEAL	-
33	-----	§ SPOOL	-
34	893267	O-RING	1
35	944922	SPRING	1
36	944923	STOP	1
37	791553	O-RING	1
38	945878	PLUG	1
39	944920	SNAP RING	1
40	944931	SCREW	1
41	25K-20018	O-RING	1
42	944930	SPRING	1
43	946209	SEAT	1
44	853559	BALL	1
45	-----	§ O-RING	-
46	-----	§ O-RING	-
47	898725	SEAT	1
48	949664	SPOOL	1
49	853559	BALL	1
50	5200620	STOP	1
51	944926	SPRING	1
52	91F-6	O-RING	1
53	944925	PLUG	1
54	944920	SNAP RING	1
55	944921	PLUG	1
56	25K-40100	O-RING	1
57	1581479	SPRING	1

‡ As Required
 § Not Sold Separately

WHEN ORDERING PARTS, ALWAYS STATE MODEL AND SERIAL NO. OF MACHINE

CLARK EQUIPMENT COMPANY



VALVE ASSEMBLY - LIFT AND EJECTION CONTROL

1945

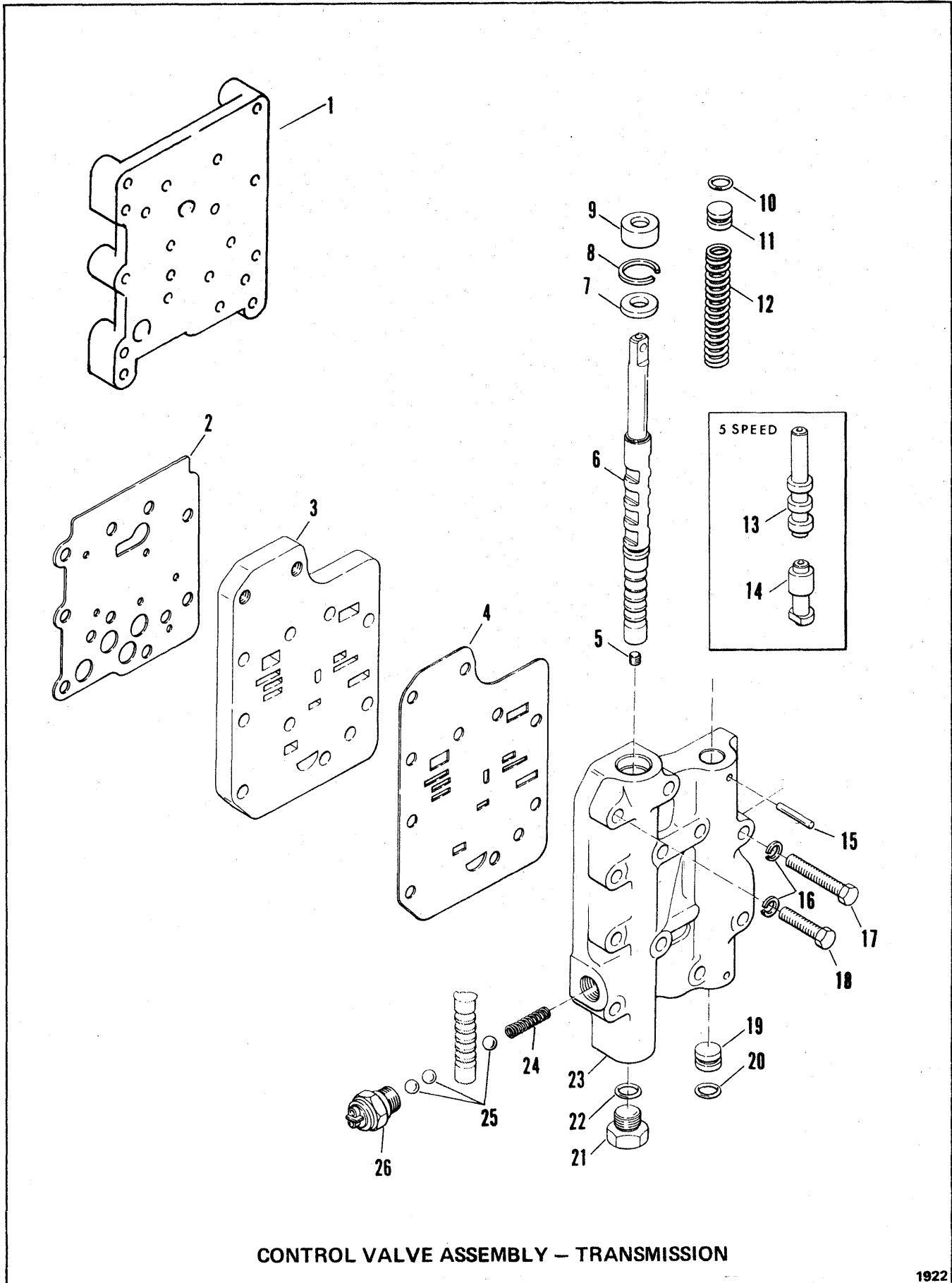
CLARK EQUIPMENT COMPANY

VALVE ASSEMBLY – LIFT & EJECTION CONTROL

Item	Part No.	Description	Qty.
A	1581334	CONTROL VALVE ASSY (Inc. 1 thru 47)	1
B	1577556	SEAL KIT (Inc. 4, 5, 6, 10, 11, 19, 24, 30, 33, 36)	1
1	92G-408	SCREW	4
2	947752	RETAINER	2
3	1581333	RELIEF VALVE ASSY (Inc. 4)	1
4	25K-30028	O-RING – See "B"	1
5	73K-119	WASHER – See "B"	1
6	25K-30030	O-RING – See "B"	1
7	1566428	PLUG ASSY (Inc. 10)	2
8	1550482	SPRING	2
9	1550481	PLUNGER	2
10	58K-114	O-RING – See "B"	2
11	-----	§ O-RING – See "B"	1
12	1551175	RETAINER	1
13	72G-414	CAPSCREW	2
14	1550483	CAP	1
15	1550385	SCREW, Spool	1
16	1551126	WASHER	1
17	1577552	SPRING	1
18	1551126	WASHER	1
19	-----	§ O-RING – See "B"	1
20	-----	§ SPOOL & BODY ASSY – See "A"	1
21	-----	§ BODY & SPOOL ASSY – See "A"	1
22	947746	WASHER	2
23	949092	SEAL, Dust	2
24	-----	§ O-RING, Detent – See "B"	1
25	-----	§ SPOOL & BODY ASSY – See "A"	1
26	949079	POPPET, Detent	1
27	1577575	SPRING, Detent	1
28	949088	GUIDE, Detent	1
29	949089	SLEEVE, Detent	1
30	-----	§ O-RING, Detent – See "B"	1
31	949081	WASHER, Detent	1
32	949087	PISTON, Detent	1
33	-----	§ O-RING, Detent – See "B"	1
34	949084	SPRING, Detent	1
35	949083	WASHER, Detent	1
36	-----	§ O-RING, Detent – See "B"	1
37	949085	RETAINER, Detent	1
38	949086	PLUNGER, Detent	1
39	949077	SPRING, Detent	1
40	949082	WASHER, Detent	1
41	659041	RING, Retaining	1
42	949090	CAP, Detent	1
43	949091	RETAINER, Cap	1
44	72G-414	CAPSCREW, Detent	2
45	730335	PLUG, Button	1
46	1551175	RETAINER, Detent	1
47	949093	BALL	3

§ Not Sold Separately

WHEN ORDERING PARTS, ALWAYS STATE MODEL AND SERIAL NO. OF MACHINE



CONTROL VALVE ASSEMBLY - TRANSMISSION

CLARK EQUIPMENT COMPANY

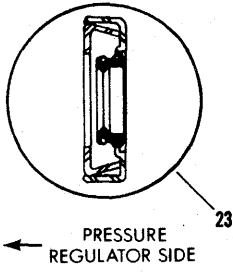
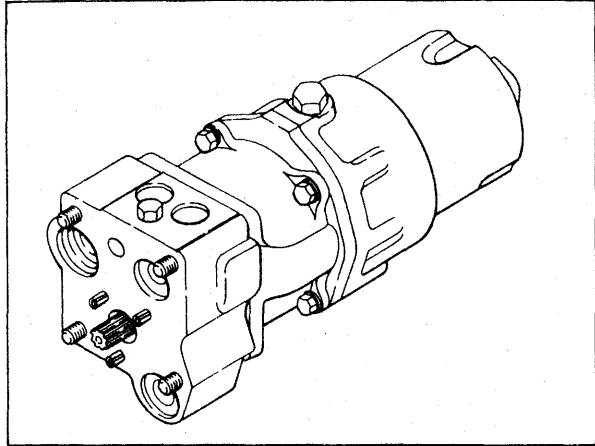
CONTROL VALVE ASSEMBLY – TRANSMISSION

Item	Part No.	Description	Qty.
A	232935	VALVE ASSY (Inc. B, 1 thru 26)	1
B	232930	VALVE (Inc. 5 thru 26)	1
1	232788	PLATE, Bottom	1
2	232787	GASKET	1
3	232784	PLATE	1
4	232786	GASKET	1
5	16F-01	PLUG	1
6	-----	§ SPOOL – See "B"	—
7	217657	WASHER	1
8	664140	RETAINER	1
9	233222	SEAL	1
10	25K-30018	O-RING	1
11	220983	PLUG	1
12	232660	SPRING	1
13	232656	SPOOL	1
14	232655	SPOOL	1
15	659648	PIN	2
16	4E-06	LKWSHR	11
17	1C-644	BOLT	9
18	1C-632	BOLT	2
19	220983	PLUG	1
20	25K-30018	O-RING	1
21	25K-7	PLUG (Inc. 22)	1
22	25K-30018	O-RING	1
23	-----	§ BODY – See "B"	—
24	232147	SPRING	1
25	10J-12	BALL	3
26	229729	SWITCH	1

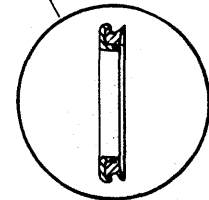
§ Not Sold Separately

WHEN ORDERING PARTS, ALWAYS STATE MODEL AND SERIAL NO. OF MACHINE

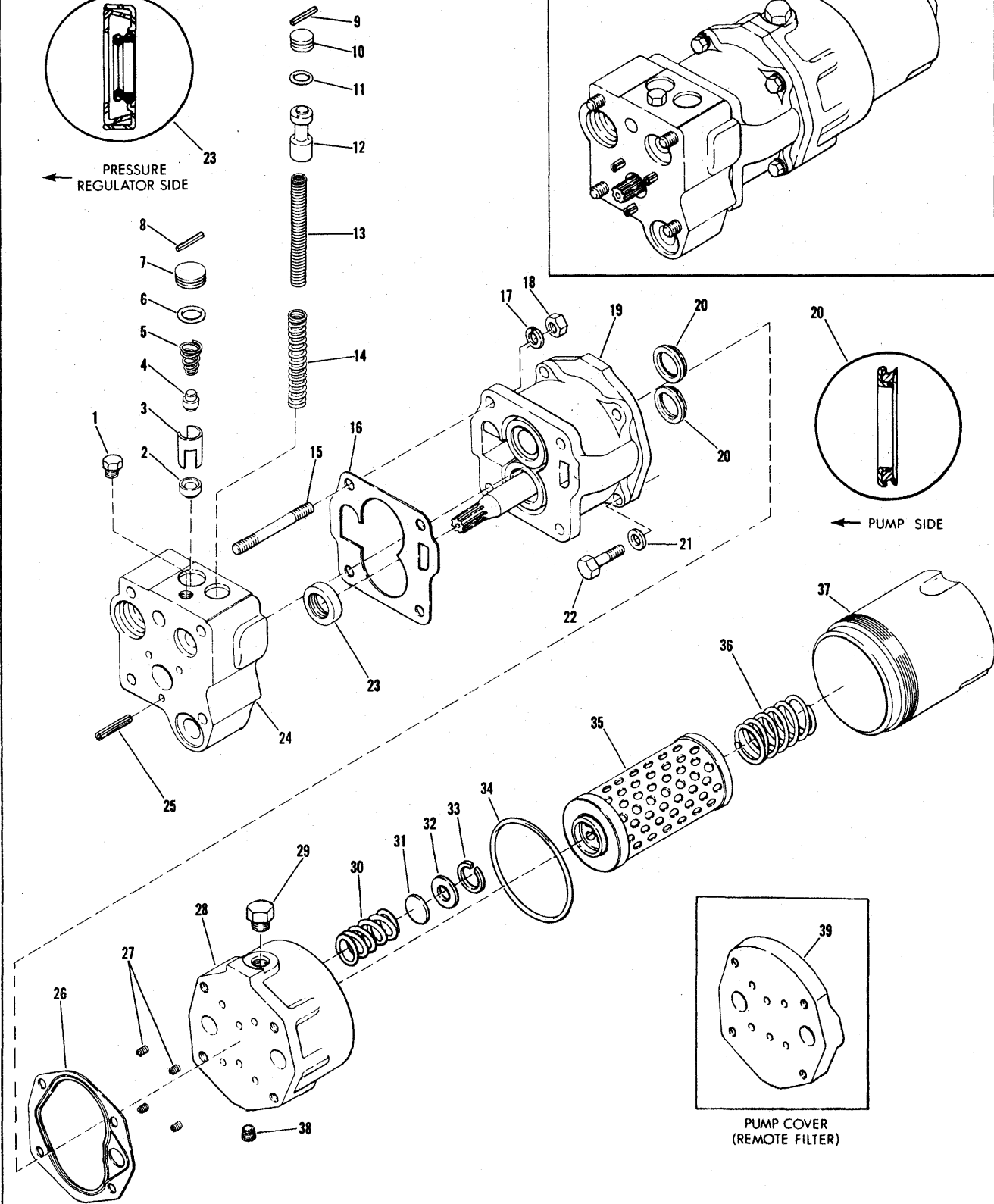
CLARK EQUIPMENT COMPANY



← PRESSURE
REGULATOR SIDE



← PUMP SIDE



CONVERTER PUMP – PRESSURE REGULATING VALVE – OIL FILTER

1773

CLARK EQUIPMENT COMPANY

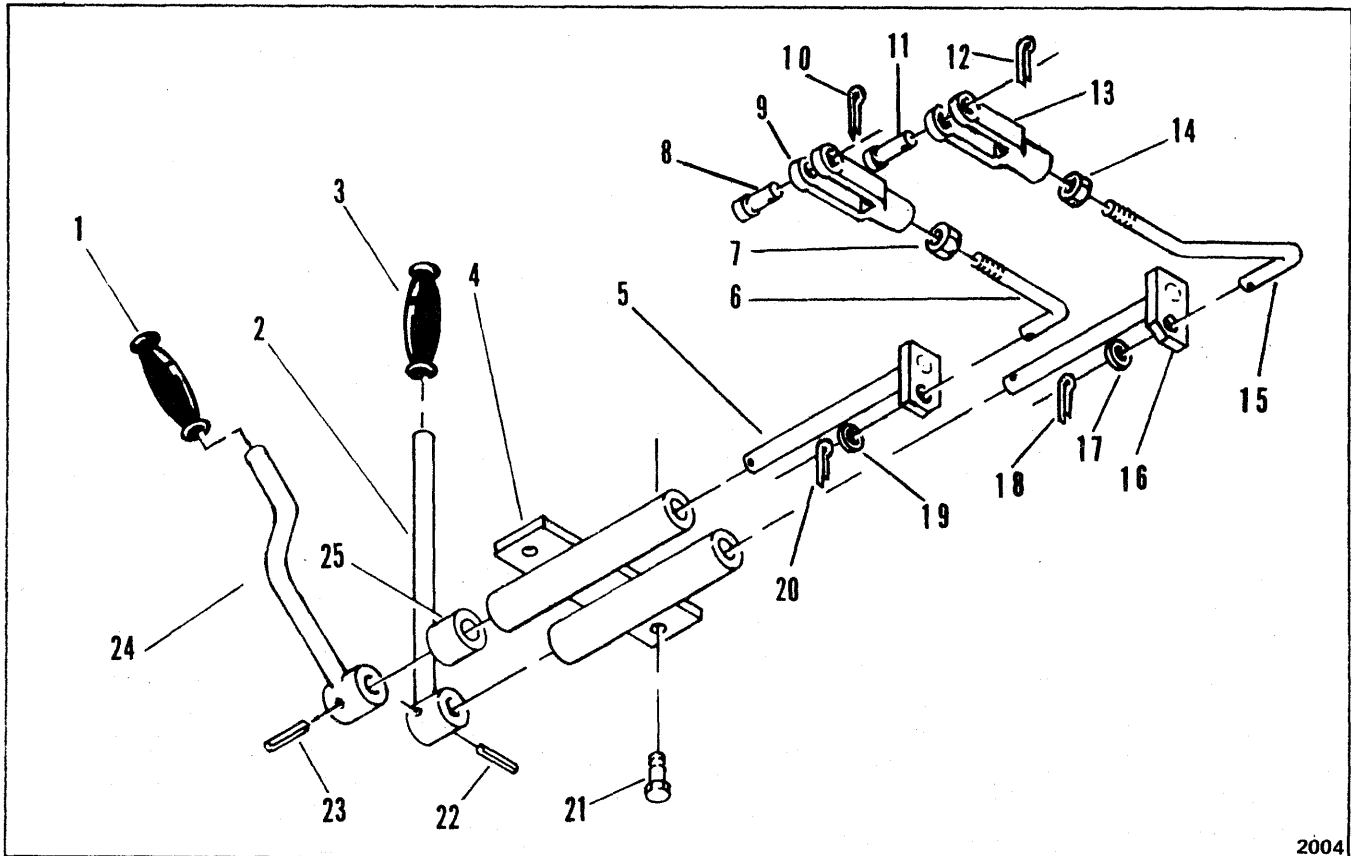
CONVERTER PUMP – PRESSURE REGULATING VALVE – OIL FILTER

Item	Part No.	Description	Qty.
A	* 231002	PUMP, VALVE & FILTER ASSY (Inc. 1 thru 38)	1
B	233544	CHARGING PUMP & OIL FILTER ASSY (Inc. 19 thru 26 & 26 thru 38)	1
C	231075	PRESSURE REGULATOR VALVE ASSY (Inc. 1 thru 14, 23 & 24)	1
1	40K-04	PLUG	1
2	233278	SEAT	1
3	233279	SPACER	1
4	222318	PLUNGER	1
5	222312	SPRING.....	1
6	25K-30022	"O" RING	1
7	229296	STOP	1
8	763795	PIN	1
9	763795	PIN	1
10	220983	STOP	1
11	25K-30018	"O" RING	1
12	231077	PISTON	1
13	224368	SPRING, Inner	1
14	231078	SPRING, Outer	1
15	231083	STUD	4
16	231081	GASKET	1
17	4E-07	LKWSHR	4
18	2D-07	NUT	4
19	233540	CHARGE PUMP ASSY	1
20	230703	SEAL	2
21	4E-07	LKWSHR	4
22	1C-724	CAPSCREW	4
23	456294	SEAL	1
24	233273	VALVE BODY	1
25	233280	PIN	3
26	231199	GASKET	1
27	230704	SPRING.....	4
28	233286	ADAPTER	1
29	40K-04	PLUG	1
30	230959	SPRING.....	1
31	230960	DISC.....	1
32	230961	SEAT	1
33	230965	RING, Retainer	1
34	25K-40404	"O" RING	1
35	230962	ELEMENT ASSY (Inc. 34)	1
36	230963	SPRING	1
37	230964	HOUSING	1
38	16F-02	PLUG	1

*NOTE: See Page C9-1 for Mounting Gaskets and O-Rings.

WHEN ORDERING PARTS, ALWAYS STATE MODEL AND SERIAL NO. OF MACHINE

CLARK EQUIPMENT COMPANY



2004

LINKAGE – LIFT & EJECTION VALVE

Item	Part No.	Description	Qty.
1	1550390	GRIP	1
2	1575410	LEVER ASSY	1
3	1550390	GRIP	1
4	1576324	BRACKET	1
5	1576328	SHAFT	1
6	1576491	LINKAGE	1
7	8D-05	NUT, Jam	1
8	4F-05062	PIN	1
9	2J-5204	CLEVIS	1
10	1F-312	COTTER	1
11	4F-05062	PIN	1
12	1F-312	COTTER	1
13	2J-5204	CLEVIS	1
14	8D-05	NUT, Jam	1
15	1582525	LINKAGE	1
16	1576340	SHAFT	1
17	25E-15J	WASHER	1
18	1F-312	COTTER	1
19	25E-15J	WASHER	1
20	1F-312	COTTER	1
21	894777	BOLT	2
22	660178	PIN	1
23	660178	PIN	1
24	1575411	LEVER ASSY	1
25	1564648	BUSHING	4

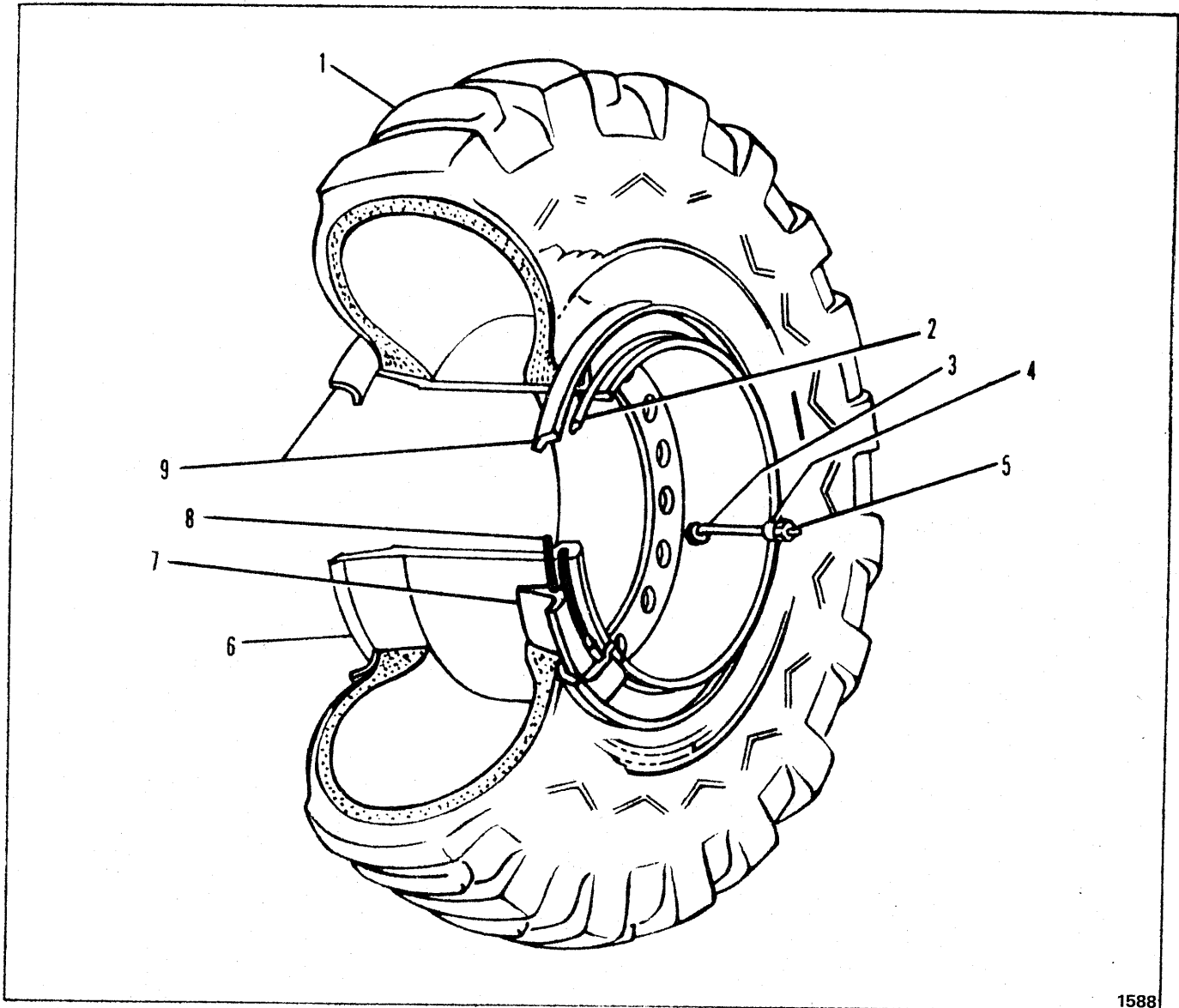
WHEN ORDERING PARTS, ALWAYS STATE MODEL AND SERIAL NO. OF MACHINE

CLARK EQUIPMENT COMPANY

**"W" GROUP
CONTENTS**

Wheel & Tire Data – Scraper	W 2
Wheel & Tire Data – Tractor	W 3

CLARK EQUIPMENT COMPANY



1588

WHEEL AND TIRE DATA – SCRAPER

Item	18.00 x 25	23.5 x 25	Description	Qty.
------	------------	-----------	-------------	------

NOTE: Quantities listed below are for two (2) Tire and Wheel Assemblies.

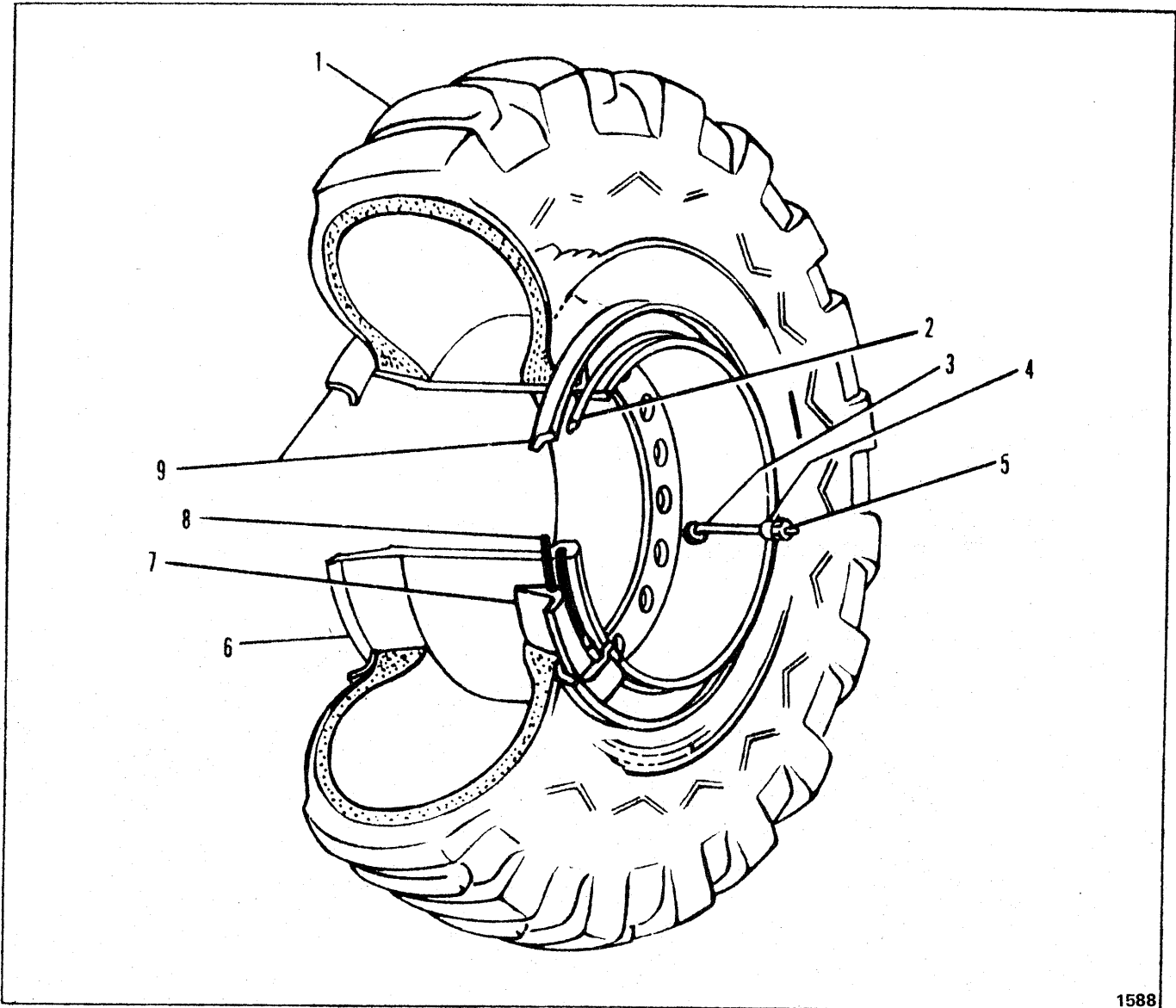
1	-----	-----	§TIRE	2
2	580274	580274	RING, Lock	2
3	509445	509445	VALVE STEM (Inc. 4, 5)	2
4	551684	551684	ADAPTER, Valve Stem	2
5	551685	551685	CAP, Valve Stem	2
6	1580307	1580283	WHEEL	2
7	553956	553956	BAND, Bead Seat	2
8	580278	580278	"O" RING	2
9	551341	551341	FLANGE	4
10	529310	529310	†PLUG, Water Filling	2

†Not Illustrated

§Not Sold Separately

WHEN ORDERING PARTS, ALWAYS STATE MODEL AND SERIAL NO. OF MACHINE

CLARK EQUIPMENT COMPANY



1588

WHEEL AND TIRE DATA – TRACTOR

Item	18.00 x 25	23.5 x 25	Description	Qty.
------	------------	-----------	-------------	------

NOTE: Quantities listed below are for two (2) Tire and Wheel Assemblies.

1			§TIRE	2
2	580274	580274	RING, Lock	2
3	509445	509445	VALVE STEM (Inc. 4, 5)	2
4	551684	551684	ADAPTER, Valve Stem	2
5	551685	551685	CAP, Valve Stem	2
6	1580305	1580284	WHEEL	2
7	553956	553956	BAND, Bead Seat	2
8	580278	580278	"O" RING	2
9	551341	551341	FLANGE	4
10	529310	529310	†PLUG, Water Filling	2

†Not Illustrated

§Not Sold Separately

WHEN ORDERING PARTS, ALWAYS STATE MODEL AND SERIAL NO. OF MACHINE

C

C

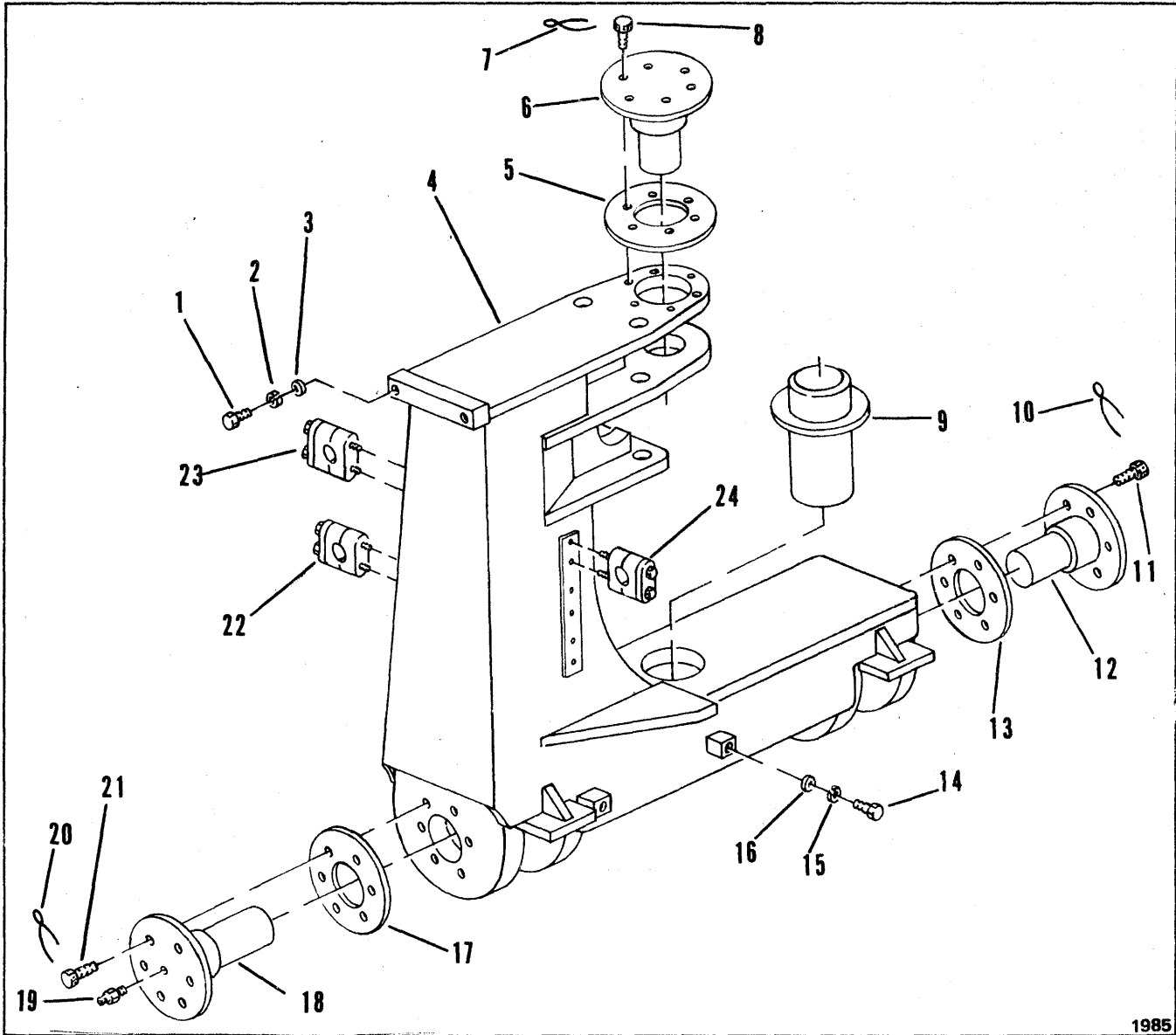
C

CLARK EQUIPMENT COMPANY

"Y" GROUP CONTENTS

Yoke - Hitch	Y 2
Yoke - Scraper	Y 3

CLARK EQUIPMENT COMPANY



1985

HITCH YOKE

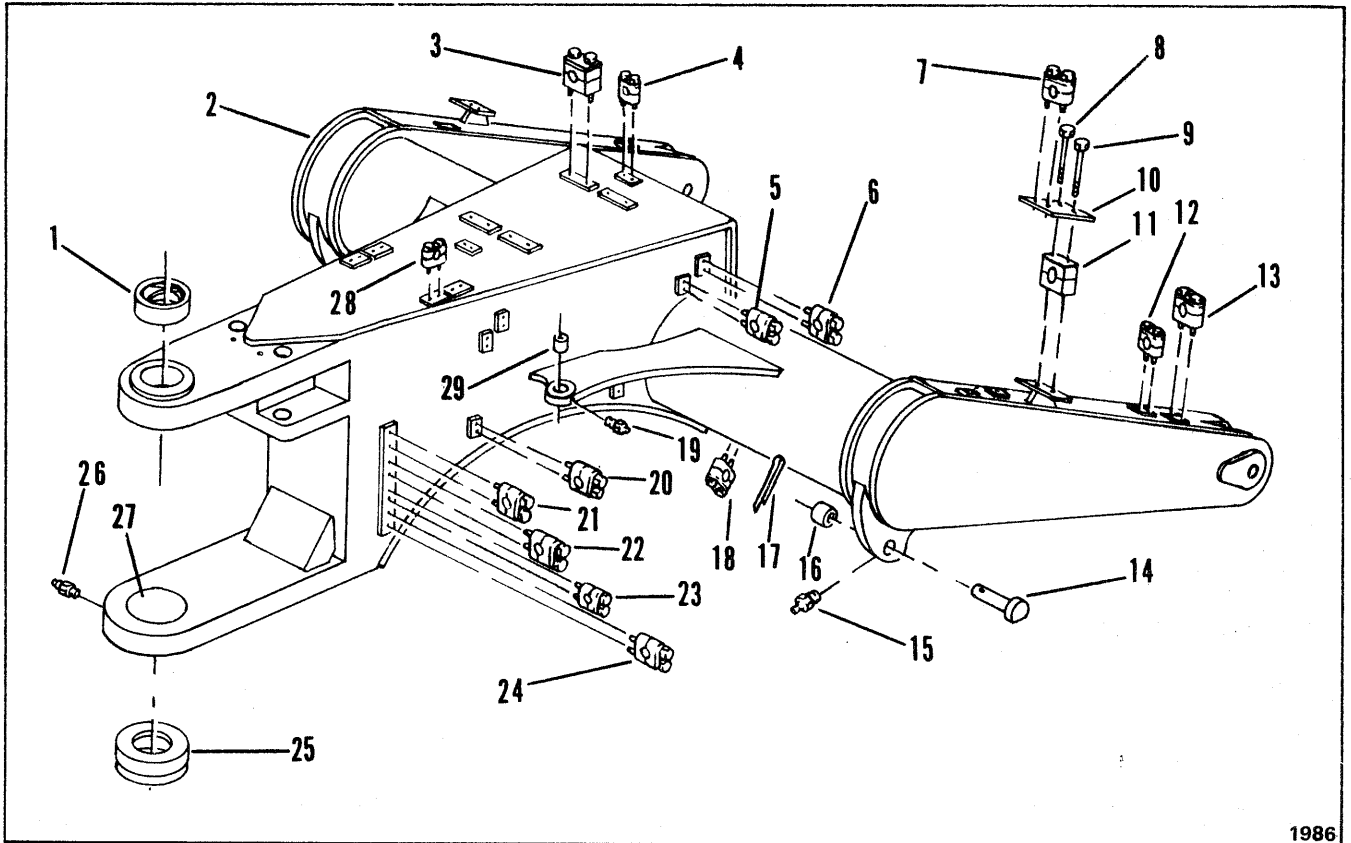
Item	Part No.	Description	Qty.
1	23C-820	BOLT	2
2	4E-08	LKWSHR	2
3	25E-22	WASHER	2
4	1581772	HITCH YOKE	1
5	1575216	‡SHIM	—
5A	1575217	†SHIM	—
5B	1575218	†SHIM	—
6	1574548	PIN	1
7	—	‡WIRE, 16 Gage	—
8	23C-1024	BOLT	6
9	1581199	PIN	1
10	—	‡WIRE, 16 Gage	—
11	23C-1024	BOLT	6
12	1574548	PIN	1
13	1575216	‡SHIM	—

Item	Part No.	Description	Qty.
13A	1575217	†SHIM	—
13B	1575218	†SHIM	—
14	23C-820	BOLT	4
15	4E-08	LKWSHR	4
16	25E-22	WASHER	4
17	1575216	‡SHIM	—
17A	1575217	†SHIM	—
17B	1575218	†SHIM	—
18	1574548	PIN	1
19	12H-15	FITTING, Grease	3
20	—	‡WIRE, 16 Gage	—
21	23C-1024	BOLT	6
22	1578185	CLAMP ASSY	1
23	1578187	CLAMP ASSY	3
24	1578187	CLAMP ASSY	3

† Not Illustrated
‡ As Required

WHEN ORDERING PARTS, ALWAYS STATE MODEL AND SERIAL NO. OF MACHINE

CLARK EQUIPMENT COMPANY



1986


SCRAPER YOKE

Item	Part No.	Description	Qty.
1	1564693	BUSHING	1
2	1581778	YOKE, Scraper	1
3	1578197	CLAMP ASSY (Inc. Bolts)	4
4	1578186	CLAMP ASSY (Inc. Bolts)	2
5	1578177	CLAMP ASSY (Inc. Bolts)	2
6	1578184	CLAMP ASSY (Inc. Bolts)	4
7	1578186	CLAMP ASSY (Inc. Bolts)	2
8	-----	§BOLT (Inc. w/ 11)	—
9	-----	§BOLT (Inc. w/ 11)	—
10	1582115	PLATE	2
11	1578197	CLAMP ASSY (Inc. 8, 9)	2
12	1578184	CLAMP ASSY (Inc. Bolts)	4
13	1578177	CLAMP ASSY (Inc. Bolts)	2
14	1581418	PIN	2
15	10H-25	FITTING, Grease	2

Item	Part No.	Description	Qty.
16	1574465	BUSHING	2
17	1F-840	COTTER	2
18	1578184	CLAMP ASSY (Inc. Bolts)	5
19	10H-25	FITTING, Grease	2
20	1578184	CLAMP ASSY (Inc. Bolts)	4
21	1578187	CLAMP ASSY (Inc. Bolts)	2
22	1578184	CLAMP ASSY (Inc. Bolts)	2
23	1578177	CLAMP ASSY (Inc. Bolts)	1
24	1578184	CLAMP ASSY (Inc. Bolts)	2
25	1550987	BEARING SET	1
26	10H-25	FITTING, Grease	1
27	1552500	COVER	1
28	1581187	CLAMP ASSY (Inc. Bolts)	4
29	1564670	BUSHING	2

§ Not Sold Separately

WHEN ORDERING PARTS, ALWAYS STATE MODEL AND SERIAL NO. OF MACHINE



CLARK EQUIPMENT COMPANY

**"Z" GROUP
CONTENTS**

Options & Accessories Z 2

Engine Air Cleaner & Connections – Optional Z 3

Engine Air Cleaner – Optional Z 5

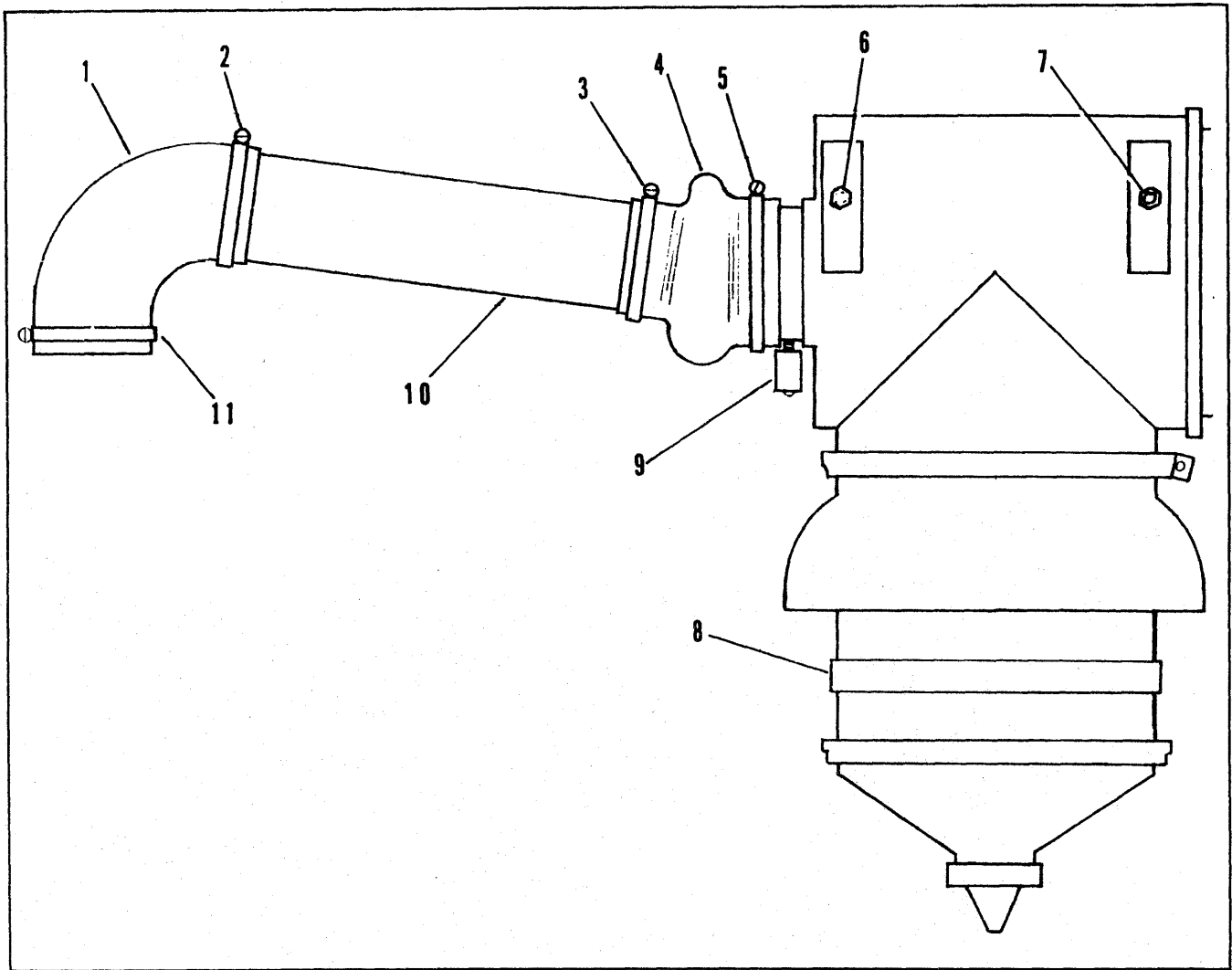
CLARK EQUIPMENT COMPANY

OPTIONS AND ACCESSORIES

Item	Part No.	Description	Qty.	Item	Part No.	Description	Qty.
A	1576682	AIR CLEANER KIT	1	E	1581689	TRANSMISSION GUARD - Option	1
1	1564734	CLEANER, Air	1	1	1581690	TRANSMISSION GUARD ASSY	1
2	6515007	INDICATOR	1	2	23C-828	BOLT	4
3	1552451	REDUCER	1	3	17D-6	NUT	4
4	1564811	SHROUD	1	4	1581689	INSTALLATION DWG	1
5	1576691	HANDLE	1	F	1581835	FENDER OPTION - Scraper	1
6	23C-620	BOLT	2	1	1578026	FENDER, L.H.	1
7	4E-06	LKWSHR	2	2	1578014	FENDER, R.H.	1
8	1576649	TUBE	1	3	1578981	FENDER SUPPORT, L.H.	1
9	17D-3	NUT	4	4	1578980	FENDER SUPPORT, R.H.	1
10	23C-636	BOLT	4	5	1579268	MUD GUARD	4
11	941474	MOUNTING	1	6	1576672	PUSHBAR COVER	1
12	539042	CLAMP	3	7	1578080	GUARD, Tube - Rear	1
13	515425	ELBOW	1	8	1550938	SCREW	20
14	1503862	CLAMP	1	9	23C-516	BOLT	6
15	1576682	INSTALLATION DWG	1	10	17D-2	NUT	6
B	1576954	ALARM KIT, Back-Up	1	11	25E-16	WASHER	6
1	1671474	CONNECTOR	1	12	23C-820	BOLT	8
2	1542966	ALARM, Back-Up	1	13	23C-620	BOLT	6
3	1580597	CONDUIT	1	14	25E-22	WASHER	8
4	1574941	BRACKET ASSY	1	15	25E-18	WASHER	6
5	17D-3	NUT	2	16	4E-08	LKWSHR	8
6	23C-624	BOLT	2	17	17D-3	NUT	6
7	1736442	CABLE TIE	33	18	1581835	INSTALLATION DWG	1
8	1522895	ADAPTER	1	G	1581984	STOP-TURN SIGNAL OPTION	1
9	75F-1	COUPLING	1	1	1582102	WIRE ASSY	1
10	5K-108	NIPPLE	1	2	1571789	SIGNAL LIGHT, Rear	2
11	1566390	SWITCH, Pressure	1	3	1G-816	SCREW	4
12	1582150	WIRE ASSY	1	4	50D-08	NUT	6
13	1582149	WIRE ASSY	1	5	1736910	CABLE TIE	36
14	1582140	FLAT	1	6	1564754	SIGNAL LIGHT	2
15	1576954	INSTALLATION DWG	1	7	1581708	CONDUIT	1
C	1577933	CHISEL OPTION	1	8	1574438	CONNECTOR	4
1	1572837	CHISEL ASSY	4	9	1582104	WIRE ASSY	1
2	1576442	FLAT	4	10	1582103	WIRE ASSY	1
3	1552074	PLOWBOLT	12	11	1576848	SWITCH, Pressure	1
4	61D-12	NUT	12	12	1615701	ADAPTER	1
5	4E-12	LKWSHR	12	13	1580578	WIRE ASSY	1
6	1577933	INSTALLATION DWG	1	14	85G-812	SCREW	2
D	1580636	AIR CONDITIONER KIT	1	15	516775	CONNECTOR	1
1	1580609	AIR CONDITIONER (for Steel Cab)	1	16	1580306	SWITCH, Signal	1
2	1580494	DRIVE KIT (for Cummins 504)	1	17	1582101	BRACKET, Signal	2
3	1580635	INSTALLATION DWG	1	18	1582105	INSTALLATION DWG	1

WHEN ORDERING PARTS, ALWAYS STATE MODEL AND SERIAL NO. OF MACHINE

CLARK EQUIPMENT COMPANY

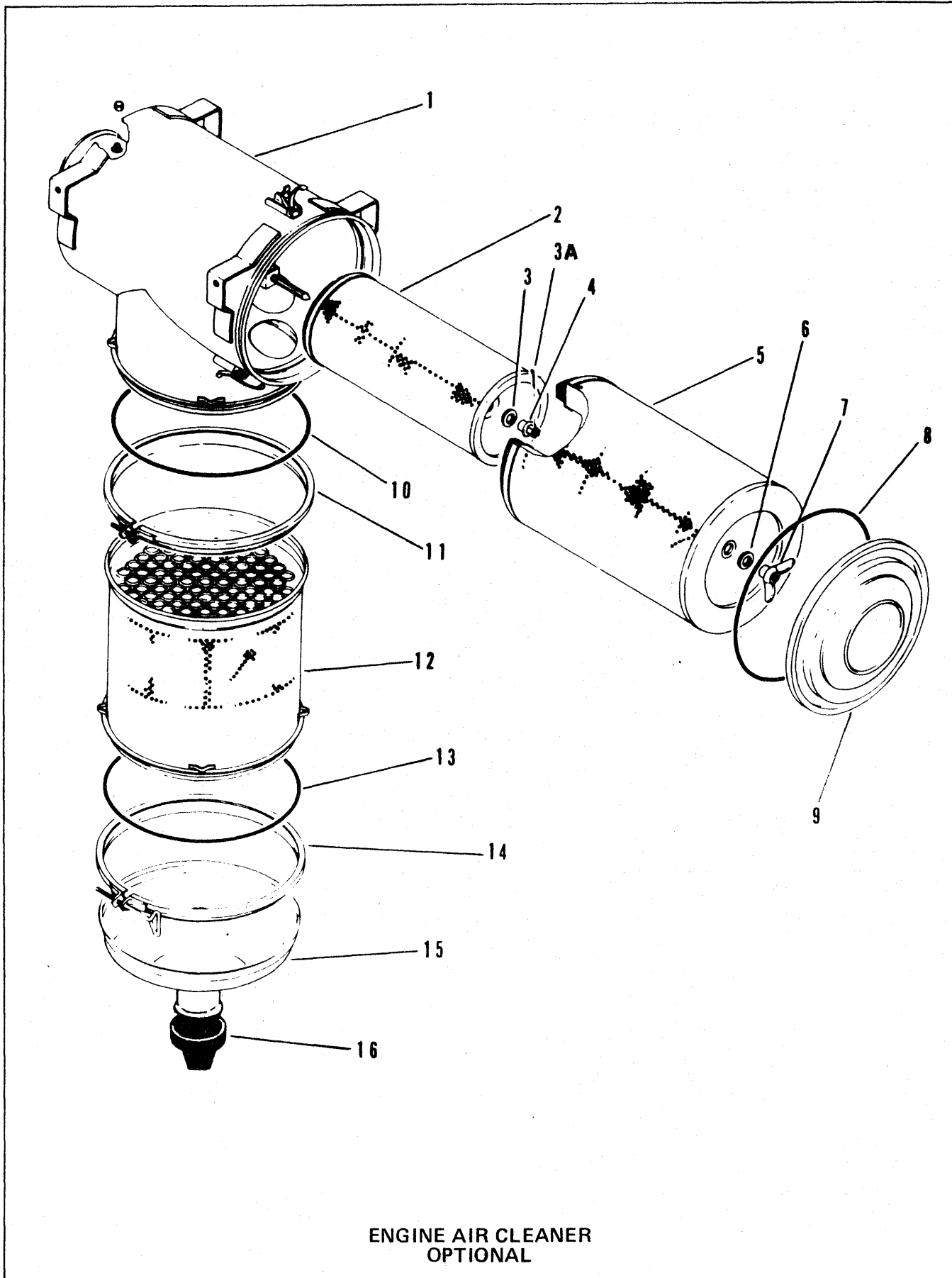


ENGINE AIR CLEANER AND CONNECTIONS – OPTIONAL

Item	Part No.	Description	Qty.
A	1564734	AIR CLEANER ASSY	1
1	515425	ELBOW	1
2	539042	CLAMP	1
3	539042	CLAMP	1
4	1522451	HOSE	1
5	1503862	CLAMP	1
6	23C-636	BOLT	4
7	17D-3	LOCKNUT	4
8	941474	BAND	1
9	1529625	INDICATOR, Restriction	1
10	1576649	TUBE	1
11	539042	CLAMP	1

WHEN ORDERING PARTS, ALWAYS STATE MODEL AND SERIAL NO. OF MACHINE

CLARK EQUIPMENT COMPANY




ENGINE AIR CLEANER
OPTIONAL

CLARK EQUIPMENT COMPANY

ENGINE AIR CLEANER – OPTIONAL

Item	Part No.	Description	Qty.
A	1564734	AIR CLEANER ASSY (Inc. 1 thru 16)	1
1	1564807	BODY	1
2	1564805	ELEMENT	1
3	1564804	WASHER	1
3A	1F-420	COTTER	1
4	1564803	NUT	1
5	1564806	ELEMENT	1
6	1564804	WASHER	1
7	1564802	NUT, Wing	1
8	893900	RING	1
9	1564801	CAP	1
10	892833	RING	1
11	893895	CLAMP	1
12	1564808	BODY	1
13	892833	RING	1
14	945060	CLAMP	1
15	990212	CAP	1
16	946860	VACUATOR	1

WHEN ORDERING PARTS, ALWAYS STATE MODEL AND SERIAL NO. OF MACHINE



CLARK EQUIPMENT COMPANY

NUMERICAL INDEX

Part Number	Page	Part Number	Page	Part Number	Page	Part Number	Page
1C	444		F 5		F10		S 7
1C	448		F 5		H 5		S 7
1C	508		Y 3		H 5		S 7
1C	510	1F	E 9		H 9		S10
1C	512		F 7		H 9		S10
		R 2	E 7		H11	4E 12	F 5
1C	560	E15	Z 2		H13		F 7
1C	614	A 9	T 7		H16		F 7
		T 7	R 2		H16		F 9
1C	618	T 3	S 9		H17		Z 2
		T 5	C 9		R 2	4E 16	E 9
		T 5	T 7		S 3	4F 4051	E13
1C	620	B 4	V 9		S 3	4F 5062	T12
		B 5	E23		S 7		V10
1C	622	P 5	E13		T 3		V10
1C	628	C 9	E23		T 5	5C 612	T 7
		P 5	T12		T 5	5C 616	T11
		T 7	V10		T 7	5C 618	T11
1C	632	V 7	V10		T 7	5E 4	P 5
1C	636	P 5	C 9		V 7	5J 404	F 3
1C	644	V 7	S 5	4E 7	Z 2	5K 108	Z 2
1C	720	T 7	B 3		C 9	6C 403	E15
1C	724	V 9	P 2		E 9		P 5
1C	728	T 7	P 2		E 9	6C 605	A 7
1C	736	E15	P 3		H 7	6C 705	N 2
1C	740	T 7	P 3		H 7	6E 5	S 9
1C	744	T 7	A11		T 7	6H 9	C 3
1C	748	T 7	B 3		T 7	6H 11	C 3
1C	752	E15	T 7		T 7	6H 16	C 3
1C	808	A 3	C 9		T 7	6H 18	C 3
		A12	C 9		T 7		T 7
1C	820	C 9	E 9		T 7	6H 23	C 3
1C	920	T 5	A 5		V 9	6H 29	C 3
1C	928	T 5	H 7	4E 8	V 9	6H 32	C 3
1C	1040	A11	R 2		A 3	6H 35	C 3
1D	6	S 7	R 2		A 9	6H 36	T 7
1F	207	E13	T 7		A12	6H 41	C 3
1F	216	S 7	T 7		E 9	7D 4	P 5
1F	312	S 5	T 7		E21	7D 5	E23
		T12	T 7		F 9	7D 6	E23
		T12	T 7		H 7	7D 7	B 3
		V10	T 7		H 7	7D 8	R 2
		V10	T 7		S 3		S 5
		V10	A 9		S 5		S 5
		V10	C 9		S 7	7D 10	S 7
1F	316	E23	E 9		Y 2	7D 16	E 9
1F	420	Z 5	E 9		Y 2	7E 8	C 9
1F	428	A11	E21	4E 9	Z 2	7G 432	N 2
1F	728	E 9	E21		A 9		S 7
1F	732	A 9	E21		B 2	8D 4	E13
1F	832	F 7	E21		T 5	8D 5	T12
		S10	E24		T 5		V10
1F	840	E17	F 7	4E 10	A 3		V10

WHEN ORDERING PARTS, ALWAYS STATE MODEL AND SERIAL NO. OF MACHINE

CLARK EQUIPMENT COMPANY

NUMERICAL INDEX

Part Number	Page	Part Number	Page	Part Number	Page	Part Number	Page	
8D	8	C 5	15K 8	H13		F 5	23C 8	S 5
8D	10	S 5	16F 1	V 7		F 9	23C 408	C 5
8D	18	A 9	16F 2	T 3		F 9	23C 412	C 5
8E	4	C 7		T 5		R 2		E13
9C	816	T11		T 7		S10		E13
9E	10	S 5		V 9		Z 2		E13
10F	2	A 3	16F 12	A 7	17D 9	A 3		S 7
		A 7	17C 610	S 3		E 9	23C 432	F 5
		A12	17C 828	A11		E 9	23C 440	E13
10H	25	C13	17C 836	A 9		E17	23C 508	A 5
		F 7	17C 936	A 9		E17	23C 512	S 7
		F 7	17D 1	C 5		F 5	23C 516	C 5
		P 2		E13		F 5		E23
		P 3		E13		F 9		S 7
		S10		E13		S 7		S 7
		S10		F 5		S 7		Z 2
		S10		H 7		S 7	23C 520	H 7
		S10		N 2	17D 10	E 9	23C 610	S 3
		Y 3		S 7		F 7	23C 612	F 7
		Y 3		S 7		F 9		H15
		Y 3	17D 2	C 5	17D 12	F 9		H17
10H	35	P 2		S 7	17E 10	C 5		R 2
		P 3		S 7		H 3		S 7
		P 3		Z 2	17F 3	E21	23C 616	C 5
10J	8	T 7	17D 3	B 2	17K 3	P 5		E 9
10J	10	S 9		C 5	17K 5	H15		E19
10J	12	A 3		E 9	18C 692	S 9		E21
		A12		E 9	18D 4	S 2		E21
		V 7		E 9	18D 6	H15		E25
10J	15	T 3		E 9	18D 7	E 9		F 7
10J	26	S 9		E19	18D 10	R 2	23C 620	E21
11F	4	A 3		E25	18F 1	E 7		E24
		A 7		H 5		E21		H 5
		A12		H 5	18G 808	S 7		H 5
11F	12	A 3		S 3	18K 3	P 5		H 9
11K	5	H15		S 7	18K 5	H15		H 9
12D	10	C 7		S 7	18K 6	H15		H11
12F	112	A12		S 7	19F 2	E25		H13
12F	200	A 3		S 7	19F 3	S 3		S 7
12H	15	Y 2		S 7	19F 6	C 7		S 7
13F	4	S 3		Z 2		E21		S 7
13F	12	T 7		Z 2	19F 8	T 7		Z 2
13F	16	T 7		Z 2	19F 12	T 7		Z 2
13K	5	H 5		Z 3	20H 8	H 9	23C 624	B 2
14E	10	C 7	17D 6	B 2	21C 512	C10		E 9
14K	5	H 5		E 9		C11		E21
15C	632	B 3		E 9		C12		E24
15E	4	E 5		E17		C13		Z 2
15E	6	E 3		E17	21C 520	C10	23C 628	S 7
15K	3	B 3		E17		C11	23C 632	E 9
		P 5		F 5		C12		E23
		P 5		F 5		C13	23C 636	Z 2
15K	5	H15		F 5	22K 7	V 3		Z 3

WHEN ORDERING PARTS, ALWAYS STATE MODEL AND SERIAL NO. OF MACHINE

CLARK EQUIPMENT COMPANY

NUMERICAL INDEX

Part Number	Page	Part Number	Page	Part Number	Page	Part Number	Page
23C 640	H15		F 5		S 5		T11
23C 648	E 9	23C 1080	S 7		S 5	25K 60320	H 2
	H15	23C 1232	F 5	25E 22	E17	260 10	S 7
23C 680	E 9		F 9		E24	26E 14	A 9
23C 716	E 9		F 9		F 5	26F 2	R 2
23C 720	E 9	23C 1248	F 7		F 5	26F 3	E25
23C 723	H 7	23C 1288	E 9		H 7		T 7
23C 760	H 7	23C 1636	E 9		H 7	30H 8	C 3
23C 816	S 3	23C 1660	F 9		S 7	30H 9	C 7
	S 5	23C 1664	F 9		Y 2	30H 10	C 3
23C 820	E24	23E 8	S 5		Y 2	30H 14	C 3
	F10	24C 408	C 5		Z 2	30H 20	C 3
	F10	24C 410	C 5	25E 26	E 9	30H 26	C 3
	H 7	24C 412	C 5		S 7	30H 38	C 3
	H 7	24C 420	C 5		S 7	30H 46	C 3
	H17	24C 612	F10	25E 28	F 7	30H 47	F10
	S 7	24C 614	H16	25E 32	E 9	30H 50	F10
	Y 2	24C 624	E 9	25K 3	C 7	30K 302	H11
	Y 2	24C 928	E 9	25K 7	V 7	31F 1	H 5
	Z 2	24C 1060	R 2	25K 20012	T 7		H11
23C 824	E 9	24K 3	P 5	25K 20018	V 3		H11
	E17	24K 6	C 9	25K 20028	E15		S 5
	E17		T 7	25K 30012	T 7	31F 3	E25
	F 5		T 7	25K 30016	T 3	33F 1	H11
23C 828	E21	24K 7	E15		T 5	33F 3	E25
	F 5		H11	25K 30018	V 7	33G 706	P 6
	F 5	25E 13	T 7		V 9	37K 306	F10
	F 9	25E 14	C 5	25K 30022	V 3	40K 2	H11
	S 2		C 7		V 9		H16
	S 2		E13	25K 30026	T 5	40K 4	T 7
	Z 2		N 2	25K 30028	V 5		V 9
23C 832	B 2	25E 15	R 2	25K 30030	V 5		V 9
	E 9		V10	25K 40024	T 7	41G 610	S 5
	F 9		V10	25K 40026	T 7	41G 1008	C 7
	F 9	25E 16	S 7	25K 40030	T 7	41G 1032	H11
23C 840	E 9		Z 2	25K 40100	V 3	43D 8	S 5
23C 848	E17	25E 17	B 4	25K 40104	C10	50D 2	E 5
23C 852	F 5		B 5		C11	50D 6	E 3
	S10	25E 18	E 9		C12		E 5
23C 924	B 2		E24		C13	50D 8	E 7
23C 1016	S10		F 7		T 7		Z 2
23C 1020	S 7		S 7	25K 40108	P 5	50D 10	H11
23C 1024	Y 2		S 7	25K 40316	E15	58G 1020	C 7
23C 1028	F 9		S 7	25K 40324	C10	58K 14	P 5
	S 7		S 7		C11	58K 15	P 5
23C 1032	S 7		S 7		C12	58K 114	V 5
23C 1040	A 3		S 7		C13	58K 210	H 7
23C 1048	A 3		Z 2	25K 40400	T 5	58K 214	H 5
	S 7	25E 19	C 9	25K 40404	V 9		H 9
23C 1052	E 9		E 9	25K 40412	T 5		H13
23C 1064	S 7		E 9	25K 40424	Y 3	58K 219	E 9
23C 1072	E17	25E 20	C 5	25K 40624	F10		H 7
	F 5	25E 21	S 2	25K 60116	T 5		H 9

WHEN ORDERING PARTS, ALWAYS STATE MODEL AND SERIAL NO. OF MACHINE

CLARK EQUIPMENT COMPANY

NUMERICAL INDEX

Part Number	Page	Part Number	Page	Part Number	Page	Part Number	Page
58K	222	V 3	V 3		A 7	122443	A11
60K	40026	C 9	91F 7	E15	A11	122630	A 7
60K	40100	C 9		H 7	A11	123267	A12
60K	40106	C 9		H 7	A12	123268	A12
60K	40616	C 9		V 3	106998 A 7	123270	A12
61D	6	S 7	91F 8	H 9	107348 A 3	123746	A11
61D	10	A 3		H13	A 7	123747	A 9
61D	12	F 7		H16	A12	123831	A 9
		Z 2		H16	109389 A11	123847	A 3
62D	5	S 3		H16	110305 A 5	123848	A 3
		S 9		H16	A 7	123849	A 3
63D	6	E24		V 3	110571 S 9	123851	A11
63D	8	S 3	91F 9	E15	110843 A 9	123856	A 3
		S 5		H 9	110847 A 9	123860	A 3
63D	10	P 6	91F 11	H 7	110897 A 9	123904	A 7
64D	7	A 3		H 9	111437 A11	124079	A 9
64D	8	A 7		H 9	111646 A11	124083	A 7
		A11	92G 408	V 5	111656 A 5	124095	A 3
64D	12	A 7	100941	A 9	A 7	124158	A 7
65D	6	F 7	100970	A 3	111735 A11	124573	A 3
65D	24	F 7		A 7	111965 E 9	124574	A 3
65G	406	S 9		A12	112084 A 9	124575	A 3
66D	9	E 9	101196	A 9	112278 A 3	124576	A 3
72F	2	R 2	101244	A 9	112286 A 7	124577	A 3
72G	414	V 5	101254	A 9	112287 A 7	124578	A 3
73K	119	V 5	101257	A 9	112289 A 9	124579	A 3
75F	1	Z 2	101262	A 9	112923 A11	125434	A 7
75G	406	E 3	101263	A 9	113124 A11	125435	A 7
75G	408	E 3	101409	A11	117022 A 9	125490	A11
83F	3	H11	101411	A11	118474 A 9	125492	A11
83F	7	F10	101424	A11	118475 A 9	125493	A11
83F	8	T 7	102313	A 3	118499 A 9	125496	A11
85G	604	E 3	102314	A 3	119469 A 3	125497	A11
		E 5	102359	A11	A 7	125567	A 9
85G	812	Z 2	102360	A11	A 7	125568	A 9
85G	1008	H 3	102828	A 5	120546 A 3	126464	A 7
85G	1020	C 5	103216	A 3	120707 A 7	127105	B 5
86G	820	S 7	103522	A 5	121012 A 7	127106	B 4
87G	403	E 3	104167	A 9	121013 A 7	190286	H 5
87G	406	E 5	104168	A 9	121014 A 7	192284	A 7
87G	608	E 5	104412	A 5	121015 A 7	200216	F10
89F	8	H13		A 7	121062 A 5		H17
89F	10	T11		A 7	121166 A 3	201401	T12
90F	5	H 5		A 7	A12	209307	T 5
91F	3	B 3	106023	T12	121241 A 9	209313	C 9
		P 5	106350	A12	121776 A 5	209560	T 3
		P 5	106352	A12	121781 A 7	209587	T11
		P 5	106572	A 3	121785 A 7	211433	F10
		P 5	106656	A 7	121790 A12		T 7
		P 5	106733	A 7	121792 A12	214118	T 7
91F	5	H15	106762	A 3	121798 A 7	214295	T 7
91F	6	H15		A 7	121802 A 7	214596	C 9
		V 3		A 7	121808 A 7	214923	C 9

WHEN ORDERING PARTS, ALWAYS STATE MODEL AND SERIAL NO. OF MACHINE

CLARK EQUIPMENT COMPANY

NUMERICAL INDEX

Part Number	Page	Part Number	Page	Part Number	Page	Part Number	Page
214933	C 9		T 9	230952	T 3	231633	C 9
214953	C 9		T 9	230954	T 5	231634	C 9
214985	C 9	224772	T 3	230959	V 9	231635	C 9
214988	C 9		T 5	230960	V 9	231636	C 9
215183	T 3		T 9	230961	V 9	231639	T 3
	T 5		T 9	230962	E20	231642	C 9
215190	T 3		T 9		V 9		T 7
	T 5	224774	T 3	230963	V 9	231646	T 3
	T 9		T 9	230964	V 9	231647	T 3
	T 9		T 9	230965	V 9	231687	T 3
	T 9		T 9	230968	T 3	231775	T 3
215757	T 7	225597	C 9	231002	V 9	231776	T 3
216058	A11	225601	C 9	231038	C 9	231777	T 3
217407	T 7	225603	T 5		T 7	231779	T 3
217408	T 7	225825	T11	231040	C 9	231780	T 3
217657	V 7	228953	T 5		T 7	231781	T 7
219373	T 7	229296	V 9	231048	T 7	231818	T 5
220079	T 3	229566	C 9	231056	T 7	231848	T 5
220983	V 7	229729	E 7	231075	V 9	231849	T 5
	V 9		V 7	231077	V 9	231850	T 5
221653	C 9	230703	V 9	231078	V 9	231851	T 5
222067	T 7	230704	V 9	231080	C 9	232076	T 3
222079	C 9	230805	C 9	231081	V 9	232081	T 3
222179	T 5	230808	C 9	231083	V 9	232088	T 3
	T11	230810	C 9	231090	T 9	232089	T 3
222312	V 9	230811	C 9	231093	T 7		T 5
222318	V 9	230812	C 9	231094	T 7		T 5
222960	T 5	230822	T 3	231095	T 7		T 5
	T11		T 5	231097	T 5	232122	T11
223349	T 3		T 5	231136	T 5	232123	T11
223862	A11		T 5		T11	232124	T11
223874	T 5	230829	T 5	231166	T 7	232125	T11
223877	T 5	230850	T 3	231176	T 3	232126	T11
223925	C 9		T 5	231184	C 9	232136	T 7
224009	C 9		T 9	231193	T 3	232147	V 7
224031	A 3		T 9	231199	V 9	232405	T 3
224039	C 9		T 9	231239	T 3	232425	T 3
224065	T 3	230851	T 7	231241	T 3	232451	T 3
	T 5	230854	T 7		T 5	232535	C 9
	T 5	230855	C 9	231252	T 5	232655	V 7
224083	T 3	230857	T 3	231390	T 7	232656	V 7
	T 5		T 5	231405	T 5	232660	V 7
	T 5		T 9	231406	T 5	232784	V 7
224106	T 5		T 9	231458	C 9	232786	V 7
224116	A 7		T 9	231606	T 7	232787	V 7
	C 9	230860	T 5	231612	T 7	232788	V 7
224172	T 3	230886	T 3	231618	T 7	232810	T 9
224174	T 5	230888	T 3	231619	T 7	232811	T 5
224203	T 3	230889	T 3	231620	T 7	232908	T 3
224368	V 9	230900	T 7	231624	C 9	232910	T 5
224771	T 3	230906	T 5		T 3	232911	T 3
	T 5	230911	T 9		T 3		T 7
	T 9	230921	T 7	231632	T 3	232912	T 5

WHEN ORDERING PARTS, ALWAYS STATE MODEL AND SERIAL NO. OF MACHINE

CLARK EQUIPMENT COMPANY

NUMERICAL INDEX

Part Number	Page	Part Number	Page	Part Number	Page	Part Number	Page
232913	T 5	527872	E 7		W 3	667279	A11
	T 9	529310	W 2		W 3	667466	A 9
232914	T 7		W 3	583458	E 7	668553	A 7
232916	T 5		W 3		E21	672004	A 7
232917	T 5	529979	H 7	583800	C 5	672005	A 7
232918	T 7	531593	H11	583809	C 5	672202	E 7
232919	T 3	531684	H 7	584264	H 9		E21
232920	T 3	536710	H 5	584501	R 2	672907	A 3
232921	T 3	536748	H 9	584502	R 2	675261	A 7
232922	T 5	536749	H 5	584891	E 7	675469	T11
232924	T 5		H 9	593227	E 7	675613	R 2
232927	T 7		H13	593297	R 2	675740	R 2
232928	T 7	539042	E19	593438	S 3	692450	R 2
232930	V 7		Z 2	600259	E 3	710092	T 5
232935	V 7		Z 3		E 7	710749	T 3
233056	C 9		Z 3	601390	E 3	710779	P 5
233058	C 9		Z 3	616762	E 9	711087	S 3
233060	T 5	540103	R 2	616792	E21	711237	F10
233166	T 3	542646	E 7	619023	C 9	711329	H15
	T 5		E21	620559	S 5	711406	F 3
	T 9	545204	H16	626073	S 2	712093	E 5
	T 9	546802	E25	648334	A11	730335	V 5
233222	V 7	546829	H16	654144	A 9	731160	T 3
233273	V 9	547851	N 2	654154	E 9		T 5
233278	V 9	547852	N 2	654613	T 3		T 5
233279	V 9	548074	S 9		T 5		T 5
233280	V 9	550319	A 7		T 5	731284	E 9
233286	V 9	550652	E24		T 5	742240	T 5
233540	V 9	551341	W 2	656100	F10	742246	A 5
233544	V 9		W 3	658038	T 5	742272	A 5
233874	T 5		W 3	658130	C 9	742273	A 5
233881	T 3	551684	W 2	658988	A 9	743035	C 9
233901	T 7		W 3	659041	V 5	743039	C 9
234833	T 5		W 3	659065	C 9	743151	A 5
234868	T 3	551685	W 2	659648	V 7	743816	C10
235215	E20		W 3	660178	T12		C11
	E21		W 3		V10		C12
235314	T 7	552161	E21		V10		C13
284085	T 7	553956	W 2	660181	E 9	755054	H 5
456294	V 9		W 3	663091	H 7	762746	E21
509445	W 2		W 3	663092	H 5	763143	E 3
	W 3	554843	H17		H 9	763322	H 7
	W 3	555569	H 7		H13	763795	V 9
515425	E19		H 9	663093	H 9	791553	H 5
	Z 2	560164	C 5	664140	V 7		H11
	Z 3	569070	R 2	664402	S 7		H11
516775	E 7	569694	C 5	666542	C 9		H11
	Z 2	573929	S 7	666697	T 5		H11
517343	A 5	574188	F10	666888	E23		V 3
519275	H 7	580274	W 2	667275	A 9	799039	S 7
521874	C 7		W 3	667276	A 9	799119	S 5
523921	E 9		W 3	667277	A 9	799759	S 5
526676	H16	580278	W 2	667278	A 9	801878	C 9

WHEN ORDERING PARTS, ALWAYS STATE MODEL AND SERIAL NO. OF MACHINE

CLARK EQUIPMENT COMPANY

NUMERICAL INDEX

Part Number	Page	Part Number	Page	Part Number	Page	Part Number	Page
815170	A 9	941474	E 18	947931	B 4	949687	P 5
815172	A 9		E 19		B 5	949688	P 5
815736	A 9		Z 2	947932	B 4	949689	P 5
815745	A 9		Z 3		B 5	949690	P 5
840392	B 4	944862	P 2	947933	B 4	949694	P 5
	B 5		P 3		B 5	949695	P 5
840467	B 4	944908	V 3	947934	B 4	949696	P 5
	B 5	944909	V 3		B 5	949697	P 5
840479	B 4	944910	V 3	947935	B 4	949787	C 5
	B 5	944911	V 3		B 5	954597	S 9
852333	S 9	944915	V 3	947936	B 4	960084	P 5
853559	V 3	944917	V 3		B 5	960085	P 5
860837	B 4	944918	V 3	948143	S 3	960086	P 5
	B 5	944920	V 3	948144	S 3	960087	P 5
863364	R 2	944921	V 3	948254	E 15	960134	S 5
868744	A 12	944922	V 3	948370	H 5	960136	S 5
879717	R 2	944923	V 3		H 11	960138	S 5
883819	S 7	944925	V 3	949056	E 20	960703	P 3
884321	H 2	944926	V 3	949060	S 9	960799	P 2
889947	F 9	944930	V 3	949061	S 9	960841	B 3
	F 10	944931	V 3	949062	S 9	960842	B 3
	F 10	944932	V 3	949064	S 9	960843	B 3
	H 17	944933	V 3	949065	S 9	960844	B 3
891047	P 2	944934	V 3	949077	V 5	960845	B 3
	P 3	944936	V 3	949079	V 5	960846	B 3
	P 3	944937	V 3	949081	V 5	960847	B 3
892833	E 18	944982	S 3	949082	V 5	960848	B 3
	Z 5	945060	Z 5	949083	V 5	960849	B 3
	Z 5	945798	S 5	949084	V 5	960850	B 3
893267	V 3	945804	S 5	949085	V 5	960851	B 3
893675	P 5	945878	V 3	949086	V 5	960852	B 3
893679	E 15	945879	V 3	949087	V 5	990212	Z 5
893895	Z 5	946208	V 3	949088	V 5	990543	S 9
893900	Z 5	946209	V 3	949089	V 5	991445	S 7
894777	S 7	946210	V 3	949090	V 5	993689	E 18
	V 10	946211	V 3	949092	V 5		E 20
898706	P 6	946212	V 3	949093	V 5	994200	S 9
898725	V 3	946389	S 7	949095	E 20	1300309	H 9
940088	P 2	946394	P 6	949096	E 20	1302104	H 5
	P 3	946395	P 6	949098	E 20	1302512	H 5
	P 3	946397	P 6	949173	E 11	1303393	H 7
940089	P 2	946400	P 6	949174	E 11	1306622	H 7
	P 3	946401	P 6	949175	E 11	1307834	T 12
	P 3	946860	E 18	949176	E 11	1309067	E 13
940090	P 2		Z 5	949633	V 3	1310121	E 7
	P 3	947084	S 3	949664	V 3	1310700	E 3
940091	P 2		S 5	949680	P 5	1311154	R 2
	P 3	947166	S 5	949681	P 5	1314713	T 5
940092	P 2	947329	S 5	949682	P 5	1315103	H 15
	P 3	947746	V 5	949683	P 5	1315140	P 5
940224	P 2	947752	V 5	949684	P 5	1315447	T 5
	P 3	947930	B 4	949685	P 5	1318334	A 3
941470	R 2		B 5	949686	P 5	1318335	A 3

WHEN ORDERING PARTS, ALWAYS STATE MODEL AND SERIAL NO. OF MACHINE

CLARK EQUIPMENT COMPANY

NUMERICAL INDEX

Part Number	Page	Part Number	Page	Part Number	Page	Part Number	Page
1318336	A 3		H 7	1556401	F 3	1564804	Z 5
1318337	A 3		H13	1556402	F 3	1564805	Z 5
1318910	H 9	1549038	H11	1556403	F 3	1564806	Z 5
1319327	F10	1549444	S 5	1556729	S10	1564807	Z 5
1319451	E 3	1550010	F 7	1556801	E23	1564808	Z 5
1319452	E 3	1550011	F 7	1557962	H17	1564811	Z 2
1320110	E15	1550092	S 5	1558821	S 7	1564974	E17
1503012	C10	1550094	S 5	1562536	H 9		F 5
	C11	1550095	S 5	1562676	E 9		F 7
	C11	1550385	V 5	1563278	E 9	1565370	E 7
	C12	1550390	V10		H 7		H11
	C12	1550481	V 5		H 7	1566152	F 3
	C13	1550482	V 5	1563758	N 2	1566345	E17
	C13	1550483	V 5	1563766	N 2		F 5
1503018	C10	1550563	H 2	1563772	E23		F 5
	C11	1550567	S 5	1564603	E 7	1566390	Z 2
	C12	1550569	S 5		H16	1566417	E 7
	C13	1550570	S 5	1564604	E 7		S 7
1503463	C10	1550571	S 5		E21	1566428	V 5
	C11	1550573	S 5	1564612	C10	1566472	S 7
	C12	1550584	S 5		C11	1566481	E11
	C13	1550585	S 5		C12	1566701	P 6
1503862	E19	1550756	F 3		C13	1566705	P 6
	Z 2	1550847	S 5	1564615	E 3	1566712	P 6
	Z 3	1550880	H 9	1564616	E 3	1566713	P 6
1504452	H 7	1550938	F 7	1564617	E 3	1566714	P 6
1505190	E20		F 9	1564618	E 3	1566807	S 7
1505300	H15		F 9	1564626	R 2	1566872	S 5
1507422	N 2		S 7	1564627	R 2	1566959	H 7
1507663	S 3		S 7	1564648	T12	1567164	H13
1515701	H 5		S 7		V10	1568668	A 5
1516199	E20		S 7	1564670	C13	1569520	C10
1518700	E18		Z 2		S10		C11
	E19	1550963	E 7		S10		C12
1520083	H11		E21		S10		C13
1522451	E19	1550987	Y 3		S10	1571789	E 7
	Z 3	1551008	S 7		Y 3		Z 2
1522895	Z 2	1551126	V 5	1564671	E 7	1571804	C13
1523149	E19	1551175	V 5	1564674	S 7	1572837	Z 2
1527276	R 2	1551424	H 7	1564680	E 3	1573054	C 5
1527300	P 2	1552013	A 5	1564693	F 9	1573255	R 2
1529233	E 7	1552069	F 7		Y 3	1573286	A 3
1529625	Z 3	1552074	Z 2	1564734	Z 2		E 9
1530098	N 2	1552279	A 5		Z 3	1573309	F 7
	S 7	1552291	H 5		Z 5	1573366	F 5
1533168	H17		H11	1564754	E 7	1573369	F 5
1536340	S 5	1552293	H 9		Z 2	1573575	F 5
1541088	V 3	1552451	Z 2	1564762	S 9	1573600	F 9
1542571	S 9	1554832	F 7	1564776	E 5	1573601	F 9
1542966	Z 2	1554833	F 7	1564782	E 9	1573633	E 9
1545004	H 5	1554856	F 7	1564801	Z 5	1573634	F 5
1545186	H 5	1554857	F 7	1564802	Z 5	1573636	F 7
	H 7	1556395	F 3	1564803	Z 5	1573684	S 2

WHEN ORDERING PARTS, ALWAYS STATE MODEL AND SERIAL NO. OF MACHINE

CLARK EQUIPMENT COMPANY

NUMERICAL INDEX

Part Number	Page	Part Number	Page	Part Number	Page	Part Number	Page
1573685	F 7		C13	1575821	E 9	1576488	H 5
1573720	S 2	1575023	C10	1575906	H 9	1576489	E23
1573721	S 2		C11	1575931	E13	1576491	T12
1573722	S 2		C12	1576007	S 7		V10
1573723	S 2		C13	1576059	E 9	1576501	S 3
1573929	S 7	1575024	C10	1576129	E20	1576502	S 3
1573945	F 9		C11		E21	1576503	S 3
1574098	F 5		C12	1576142	F 5	1576504	H 9
1574123	E17		C13	1576171	H13	1576506	S 7
1574253	E 9	1575025	C10	1576229	C10	1576518	E23
1574254	E 9		C11		C11	1576528	E 7
1574255	E 9		C12		C12		H11
1574438	Z 2		C13		C13	1576534	E13
1574465	E17	1575027	C10	1576253	H13	1576545	H13
	F 5		C11	1576306	E 7	1576548	H 5
	F 5		C12	1576307	E 7	1576549	H 5
	F 7		C13	1576320	T12	1576550	H 9
	Y 3	1575082	E 9	1576323	T12	1576551	H 9
1574492	E 9	1575083	E 9	1576324	V10	1576552	H13
1574533	S 7	1575102	E 9	1576325	T12	1576554	H 5
1574540	S10	1575130	S 7	1576327	T12		H13
1574541	S10	1575132	S 7	1576328	V10	1576555	H 5
1574545	S10	1575164	E 9	1576340	V10		H13
1574548	Y 2	1575166	H16	1576351	S 7	1576556	H 5
1574627	F 7	1575173	E 9	1576358	S 7	1576561	S 3
1574643	E 9	1575181	H16	1576360	S 7	1576562	H 5
1574767	B 2	1575201	H 5	1576361	H 5	1576578	H 5
1574770	A 5	1575203	H 9	1576362	S 7	1576580	F 7
1574772	E17	1575205	H 9	1576367	S 7	1576581	F 7
	F 5	1575216	Y 2	1576370	S 7	1576582	F 7
1574773	E17	1575217	Y 2	1576381	H15	1576583	F 7
	F 5	1575218	Y 2	1576385	H15	1576587	H 7
1574814	F 5	1575244	F 5	1576386	H 5		H 9
1574815	F 7	1575245	E17	1576424	E21	1576626	F 9
1574818	F 7		F 5		P 6	1576628	F 9
1574835	E11		F 5	1576426	H13	1576630	F 9
1574841	E11	1575279	H 5	1576427	S 7	1576649	Z 2
1574842	E11	1575358	F 7	1576439	S10		Z 3
1574843	E11	1575359	F 7	1576440	S10	1576665	S 7
1574844	E11	1575366	F 7	1576442	Z 2	1576672	Z 2
1574845	E11	1575384	T12	1576446	H 7	1576673	N 2
1574846	E11	1575387	T12	1576447	H 5	1576682	Z 2
1574847	E11	1575410	V10	1576455	H 5	1576691	Z 2
1574848	E11	1575411	V10	1576458	H13	1576722	S 7
1574859	S 7	1575443	H 7	1576477	H 5	1576754	E23
1574860	S 7	1575463	F 7		H13	1576755	E23
1574862	E 3	1575470	H 5	1576479	H 7	1576756	E23
1574941	Z 2	1575482	H 9	1576480	H 7	1576758	E23
1575015	C13	1575486	H 9	1576481	H15	1576769	E21
1575016	C13	1575490	H 9	1576482	H15	1576774	E 3
1575021	C10	1575492	H 9	1576483	H15	1576782	E23
	C11	1575642	S10	1576484	H 5	1576786	E23
	C12	1575660	H 5		H15	1576787	E23

WHEN ORDERING PARTS, ALWAYS STATE MODEL AND SERIAL NO. OF MACHINE

CLARK EQUIPMENT COMPANY

NUMERICAL INDEX

Part Number	Page	Part Number	Page	Part Number	Page	Part Number	Page
1576789	E21	1577694	S 9	1578874	C 5	1579928	E 5
1576790	E21	1577695	S 9	1578980	Z 2	1579929	E 5
1576791	R 2	1577696	S 9	1578981	Z 2	1579932	E 3
1576792	R 2	1577698	S 9	1578990	S 7	1579933	E 3
1576794	E23	1577700	S 9	1578992	S 7	1579935	E 3
1576796	E23	1577719	S 9	1579008	E 9	1579936	E 3
1576807	H 5	1577720	S 9	1579038	N 2	1579937	E 3
1576809	H 5	1577721	S 9	1579059	C 7	1579967	C 7
1576812	E13	1577723	S 9	1579117	E15	1579968	C 7
1576813	R 2	1577752	E19	1579118	E21	1579969	C 7
1576816	E25	1577769	H 5		P 5	1579970	C 7
1576821	E 3		H13	1579134	H 3	1579971	C 7
1576833	R 2	1577817	S 7	1579208	H 7	1579972	C 5
1576834	E13	1577823	S 7	1579252	F 9	1579973	C 5
1576843	H13	1577841	E15	1579268	Z 2	1579974	C 5
1576847	H11	1577870	E18	1579272	E 9	1579975	C 5
1576848	E 7		E19	1579422	E 9	1579976	C 5
	Z 2	1577899	F10	1579478	E13	1579977	C 7
1576849	E 7	1577933	F 7	1579480	E 9	1579978	C 5
	H11		Z 2	1579569	E13	1579980	C 5
1576920	F 7		Z 2	1579583	E 9	1579981	C 7
1576921	F 7	1578014	Z 2	1579586	E 9	1579982	C 5
1576953	H 5	1578026	Z 2	1579592	F10	1579983	C 7
	H11	1578038	H 9	1579602	F10	1579984	C 7
1576954	Z 2	1578043	N 2	1579605	A 5	1579985	C 5
1577345	N 2	1578050	E20	1579606	A 5	1579995	C 7
1577404	E 9		H 7	1579612	E13	1579998	C 5
1577490	P 5		H 9	1579678	E15	1579999	C 5
1577492	E15	1578080	Z 2	1579692	P 5	1580200	C 5
1577496	E15	1578177	F 7	1579698	T 7	1580201	C 7
1577497	E15		Y 3	1579699	T 7	1580202	C 5
1577507	F10		Y 3	1579700	H16	1580203	C 5
1577531	E15		Y 3	1579713	E15	1580204	C 5
1577552	V 5	1578184	F 7	1579714	E15	1580205	C 7
1577556	V 5		Y 3	1579716	P 5	1580206	C 5
1577559	E 9		Y 3	1579717	P 5	1580207	C 5
1577561	E 9		Y 3	1579718	P 5	1580208	C 5
1577574	V 5		Y 3	1579722	E 3	1580209	C 5
1577575	V 5		Y 3	1579751	E15	1580210	C 7
1577635	C10		Y 3	1579767	P 5	1580214	C 5
	C11	1578185	Y 2	1579806	P 3	1580218	C 5
	C12	1578186	Y 3	1579828	F 7	1580221	C 5
	C13	1578187	Y 2	1579829	F 7	1580222	C 5
1577648	P 6		Y 3	1579830	F 7	1580238	E 5
1577662	H 7	1578197	Y 3	1579861	C 5	1580241	C 5
1577684	S 9	1578330	H17	1579891	E 3	1580245	C 5
1577685	S 9	1578355	H17	1579892	E 3	1580283	W 2
1577686	S 9	1578365	H 7	1579893	E 3	1580284	W 3
1577687	S 9	1578413	H13	1579896	C 5	1580305	W 3
1577688	S 9	1578501	S10	1579912	E 3	1580306	E 7
1577689	S 9	1578616	A 5	1579913	E 3		Z 2
1577690	S 9	1578643	S 7	1579917	E 3	1580307	W 2
1577693	S 9	1578853	E 9	1579927	E 5	1580328	C 5

WHEN ORDERING PARTS, ALWAYS STATE MODEL AND SERIAL NO. OF MACHINE

CLARK EQUIPMENT COMPANY

NUMERICAL INDEX

Part Number	Page	Part Number	Page	Part Number	Page	Part Number	Page
1580330	C 5	1580913	A 5	1581741	H13	3292703	E18
1580331	C 5	1580914	A 5	1581765	H17	3575194	S 9
1580334	C 5	1580916	A 5	1581772	Y 2	3575195	S 9
1580348	C 7	1580926	E17	1581778	Y 3	3575196	S 9
1580349	C 7		F 5	1581785	H 7	3575197	S 9
	E21		F 5	1581786	H 7	3575198	S 9
1580350	C 7	1580998	H13	1581790	E24	3575201	S 9
1580352	C 5		S 9	1581797	F 7	3575206	S 9
1580355	C 7	1581039	S 7	1581822	F 7	3575208	S 9
1580356	C 7	1581040	S 7	1581835	Z 2	3575212	S 9
1580357	C 7	1581051	S 9	1581836	Y 3	5200616	V 3
1580358	C 5	1581074	F 7	1581911	H 7	5200617	V 3
1580359	C 5	1581075	E 9	1581978	E 9	5200618	V 3
1580388	C 5		F 7	1581984	Z 2	5200619	V 3
1580389	C 5	1581077	E 9	1582003	E24	5200620	V 3
1580393	C 7	1581088	E24	1582046	E 9	5201861	P 5
1580394	C 7	1581092	E24	1582048	E 9	5201879	E15
1580418	C 5	1581152	S10	1582049	E 9	5201880	E15
1580419	C 5	1581160	C 5	1582083	F 9	5206151	P 2
1580420	C 5	1581187	Y 3	1582084	F 9		P 3
1580421	C 5	1581199	Y 2	1582086	F10	5209680	C 7
1580423	C 7	1581333	V 5	1582101	Z 2	5290493	F 5
1580450	R 2	1581334	V 5	1582102	E 7	6515007	E18
1580459	R 2	1581337	E20		Z 2		E19
1580477	C 7	1581360	H 9	1582103	E 7		Z 2
1580484	C 5	1581364	B 2		Z 2	6518414	E15
1580494	Z 2	1581370	E17	1582104	E 7		P 5
1580506	C 7		F 5		Z 2	6518416	E15
1580578	Z 2	1581395	C10	1582105	Z 2	6518417	E15
1580588	F 5	1581396	C10	1582115	Y 3	6518418	E15
1580597	Z 2	1581397	C10	1582116	E 9	6518420	E15
1580609	Z 2	1581398	E17	1582119	E 9	6518421	E15
1580629	A 5	1581404	F 7	1582121	E 9	6518423	E15
1580635	Z 2	1581405	C11	1582140	Z 2		P 5
1580636	Z 2		C12	1582149	Z 2	6518424	E15
1580648	H 3	1581406	C11	1582150	Z 2	6518444	P 5
1580649	H 3	1581407	C11	1582525	V10	6518452	E15
1580650	H 3	1581410	C12	1582766	E20	6518455	P 5
1580651	H 3	1581411	C12	1614188	E20	6518456	P 5
1580652	H 3	1581418	E17	1615701	E 7	6518460	E15
1580653	H 3		F 5		Z 2		P 5
1580654	H 3		Y 3	1671474	Z 2		P 5
1580655	H 3	1581479	V 3	1736442	Z 2	6518462	E15
1580679	H 2	1581506	N 2	1736910	Z 2		P 5
1580688	A 5	1581508	S 7	1782699	E 5	6518465	P 5
1580708	C 7	1581622	B 3	1900453	H13	6518468	E15
1580898	A 3	1581660	F10	1901856	H 5	6518469	E15
1580899	H 2	1581664	H17	1902863	H 5	6518470	E15
1580900	H 2	1581689	Z 2	1990248	E18	6518471	E15
1580901	H 2	1581690	Z 2		E20	6518472	E15
1580902	H 2	1581702	C 7	1990274	E24	6518473	P 5
1580904	H 2	1581708	Z 2	1990493	B 3	6518474	P 5
1580906	H 7	1581730	H 7	1990530	B 3	6518477	P 5

WHEN ORDERING PARTS, ALWAYS STATE MODEL AND SERIAL NO. OF MACHINE

CLARK EQUIPMENT COMPANY

NUMERICAL INDEX

Part Number	Page	Part Number	Page	Part Number	Page	Part Number	Page
6518478	P 5						
6518479	P 5						
6518481	P 5						
6518483	P 5						
6518500	E15						
6518508	E15						
6518509	P 5						
6518510	E15						
	P 5						
6518528	E15						
6518531	P 5						
6518534	P 5						
6518728	E15						
6519914	E 3						

WHEN ORDERING PARTS, ALWAYS STATE MODEL AND SERIAL NO. OF MACHINE