

# **MICHIGAN**

## **PARTS MANUAL**

**No. 4045 R-2**

**MODEL 110-9**

**ELEVATING TRACTOR SCRAPER**


Information contained herein pertains to Tractor Serial Numbers 222A-101 and after. Also, Scraper Serial Numbers 223A-101 and after.

**Record Your Machine  
Serial Number Here**

---

**CLARK EQUIPMENT COMPANY**

**Construction Machinery Division**



# CLARK EQUIPMENT COMPANY

## WHEN ORDERING REPAIR PARTS

To assure the best results and to maintain the original quality built into the machine it is important that only Clark-Approved Parts be used when new parts are required.

**IMPORTANT: Always furnish the distributor with the machine serial number when ordering parts.**

Order through your nearest Clark Distributor, for THE MICHIGAN LINE.  
Always give serial number of machine.

Furnish: Quantity, Part Number and Description.

## WHEN PARTS ARE RECEIVED

Check immediately for quantity, correctness and condition.

Advise your Michigan Distributor of any error.

Claims for damages, during shipment, should be made to the carrier immediately.

## PARTS MANUAL ARRANGEMENT

The various parts groups involved in this equipment are arranged in this manual in alphabetical order. Each alphabetical parts group is page numbered separately with the page numbers prefixed by the alphabetical letter designated for that group, i.e., A1, A2, B1, B2, etc. Following the alphabetical and page number designation, and separated therefrom by a hyphen (-), is the page version number, i.e., A1-1, A1-2, etc. This designation indicates the revision number assigned to incorporate design changes in the equipment covered by that page.

Parts Groups "A" thru "Y" include all items furnished as standard equipment at date of this publication. All optional and accessory items are listed under Group "Z" in the rear of this manual. An alphabetical index is given below to permit locating individual parts and items. In addition, each alphabetical parts group contains a separate index on the first page thereof, listing the parts groups contained therein.

## INDEX MODEL 110-9

A	
Accelerator Pedal & Linkage .....	E29-1
Accessories & Options .....	Z2-1
Accumulator Assy .....	H2-1, H3-1
Air Cleaner .....	E22-1, E25-1
Air Cleaner Connections .....	E23-1, E26-1
Air Cleaner Element .....	E27-1
Axle Group:	
Axle Assy - Elevator .....	A3-1
Axle Assy - Scraper .....	A5-1
Axle Assy - Drive .....	A7-1
Axle Differential & Carrier Assy - Drive .....	A9-1
Axle Bevel Gear Carrier & Flywheel Assy-Elevator .....	A11-1
Axle Planet Carrier Assy - Tractor .....	A12-1
B	
Battery .....	E11-1
Battery Cables .....	E11-1
Battery Compartment .....	S7-1
Battery Hold Down .....	S7-1
Belts .....	E27-1
Brake Assy, Parking .....	B2-1
Brake Disc .....	A5-1, A7-1, B2-1
C	
Brake Head Assy .....	B3-1, B4-1, B5-1
Brake Solenoid, Parking .....	E11-1
Brake Valve .....	V3-1
Breather, Axle Housing .....	A7-1
Breather, Converter .....	T7-1
Breather, Transmission .....	T7-1
By-Pass Filter, Engine .....	E27-1
Brake Valve Relief .....	H7-1
C	
Cab Assy .....	C5-1
Cables, Battery .....	E11-1
Cables & Wiring Harness ...	E3-1, E5-1, E7-1, E9-1, E11-1
Cap, Fuel .....	F10-1
Cap, Radiator .....	R2-1
Carrier Assy, Differential .....	A9-1
Carrier Assy, Planet .....	A12-1
Case, Transmission .....	T7-1
Chain, Elevator .....	E15-1
Charging Pump, Converter & Transmission ...	C9-1, V19-1
Cleaner, Air .....	E22-1, E23-1, E25-1, E26-1
Clips - Wiring, Pipe & Hose .....	C3-1

# CLARK EQUIPMENT COMPANY

Cockpit .....	C5-1
Cockpit Hydraulic Shift Control Linkage .....	T12-1
Compartment, Battery .....	S7-1
Control Valve Assy, Main V5-1, V7-1, V9-1, V11-1, V13-1	
Control Valve Assy, Transmission Hydraulic Shift ..	V15-1
Controls, Engine .....	E29-1
Converter Group:	
Converter Assy .....	C9-1
Converter Charging Pump .....	V19-1
Converter Housing, Torque .....	C9-1
Converter Pressure Regulating Valve Assy .....	V19-1
Converter Temperature Switch .....	E11-1, H18-1
Core, Radiator .....	R2-1
Cushions, Seat & Backrest .....	S3-1
Cylinder Group:	
Lift & Ejection Floor Cylinder .....	C10-1, C11-1
Steering Cylinder .....	C12-1
<b>D</b>	
Dash Bulbs .....	E3-1, E7-1
Decals & Nameplates .....	N2-1
Differential & Carrier Assy, Tractor .....	A9-1
Dipstick, Transmission .....	T7-1
Disc Brake .....	A5-1, A7-1, B2-1
Defroster, Heater & Pressurizer .....	C7-1

## E

Electrical Group:	
Elect. Gauges & Inst. Panel ...	E3-1, E5-1, E7-1, E9-1
Electrical System, Tractor .....	E11-1
Wiring Diagram .....	E11-1
Wiring Harness & Cables	E3-1, E5-1, E7-1, E9-1, E11-1
Element, Air Cleaner .....	E27-1
Element, Hydraulic Reservoir .....	E27-1
Elements, Filter .....	E27-1
Elevator Group:	
Elevator Assembly .....	E13-1
Elevator Axle .....	A3-1
Elevator Control Lever .....	E17-1
Elevator Chain .....	E15-1
Elevator Flywheel .....	A11-1
Elevator Motor .....	E19-1
Endgate and Stabilizer .....	E21-1
Engine Group:	
Engine & Accessories .....	E27-1
Engine Air Cleaner & Connections .....	E23-1, E26-1
Engine & Hydraulic Replacement Elements .....	E27-1
Engine Controls .....	E29-1
Engine Exhaust Pipe, Muffler & Connections ...	E30-1
Engine Fan .....	E27-1
Engine Filter & Elements .....	E27-1
Engine Hourmeter Switch .....	E11-1
Engine Oil Pressure Switch .....	E11-1
Engine Temperature Switch .....	E11-1
Engine Support Bracket .....	F9-1

## F

Fan Belt .....	E27-1
Fan, Engine .....	E27-1
Fan Shroud, Radiator .....	R2-1
Fenders .....	S7-1
Filter Hydraulic System .....	H11-1, H13-1

Filter Elements .....	E27-1
Filter, Transmission & Converter Oil	C9-1, E27-1, V19-1
Floor Roller .....	F3-1
Floor, Scraper Rolling .....	F5-1
Flywheel, Elevator .....	A11-1
Frame Group:	
Frame, Transmission Mounts .....	F9-1
Frame, Guards .....	F9-1
Frame, Scraper Main .....	F7-1
Fuel Tank, Fuel Lines .....	F10-1
Front Brake Assy .....	B4-1, B5-1
Front Driver Planet Carrier Assy .....	A12-1
Fuel Filler Cap .....	F10-1
Fuel Tank .....	F10-1

## G

Gauges, Instrument Panel .....	E3-1, E5-1, E7-1, E9-1
Gear Shift Lever, Transmission .....	T12-1
Grille, Hood, Firewall .....	S7-1
Guard, Engine .....	F9-1
Guard, Transmission .....	F9-1

## H

Headlight Assy .....	E11-1, S7-1
Hitch Yoke .....	Y3-1
Hood .....	S7-1
Horn .....	E11-1, S7-1
Horn Button .....	E11-1
Hourmeter, Engine .....	E3-1, E7-1
Housing, Axle .....	A3-1, A7-1
Housing, Torque Converter .....	C9-1
Hydraulic Group:	
Hydraulic Accumulator Assy, Brake & Elev	H2-1, H3-1
Hydraulic Motor, Elevator .....	E19-1
Hydraulic Oil Reservoir .....	H5-1
Hydraulic System, Ejection .....	H13-1
Hydraulic System, Parking Brake .....	H9-1
Hydraulic System, Steering .....	H15-1
Hydraulic System, Elevator .....	H11-1
Hydraulic System, Lift & Ejection, Tractor .....	H13-1
Hydraulic System, Converter & Transmission.....	H18-1
Hydraulic System, Transmission Shifting .....	H17-1
Hydraulic Pump, Converter Charging .....	V19-1
Hydraulic Pump, Elevator .....	P5-1, P7-1
Hydraulic Pump, Steering, Lift & Ejection .....	P8-1
Hydraulic Shift Control Valve Assy .....	H17-1, V13-1
Hydraulic Valve, Converter Regulating .....	V19-1
Hydraulic Valve, Steering .....	S11-1
Heater, Pressurizer & Defroster .....	C7-1

## I

Ignition Switch .....	E3-1, E7-1
Indicator, Air Cleaner Restrictor .....	E22-1, E23-1, E26-1
Instrument Panel - Front .....	E3-1, E7-1
Instrument Panel - Rear .....	E5-1, E9-1

## L

Lift & Eject Control Valve	V5-1, V7-1, V9-1, V11-1, V13-1
Light, Head Assy .....	E11-1, S7-1
Light Switch .....	E3-1, E7-1
Links, Steering Assy .....	S9-1



# CLARK EQUIPMENT COMPANY

**M**

Motor, Elevator Hydraulic .....	E19-1
Mount, Engine .....	F9-1
Mount, Transmission .....	F9-1
Muffler & Connections .....	E30-1

**N**

Nameplate Group	
Nameplates & Decals, Tractor .....	N2-1

**O**

Oil Cooler, Radiator & Connections .....	R2-1
Oil Filter, Transmission & Converter .....	C9-1
Oil Pressure Switch, Engine .....	E11-1
Oil Reservoir, Hydraulic .....	H5-1
Options & Accessories Group .....	Z2-1

**P**

Panel, Instrument .....	E3-1, E5-1, E7-1, E9-1
Parking Brake Solenoid .....	E11-1
Pedal, Accelerator .....	E29-1
Planet Carrier Assy .....	A12-1
Pressure Regulating Valve, Converter .....	C9-1, V19-1
Pressurizer, Heater & Defroster .....	C7-1
Propeller Shafts & Pump Group:	
Propeller Shafts .....	P3-1
Charging Pump, Converter & Transmission .....	V19-1
Pump, Lift, Ejection & Steering .....	P8-1
Pump, Elevator .....	P5-1, P7-1

**R**

Radiator Group:	
Radiator Cap .....	R2-1
Radiator Connections .....	R2-1
Radiator Core .....	R2-1
Receiver, Hitch Yoke .....	Y3-1
Regulating Valve, Converter Pressure .....	V19-1
Regulator, Voltage .....	E11-1
Reservoir, Hydraulic Oil .....	H5-1
Roller, Rolling Floor .....	F3-1
Rolling Floor .....	F5-1

**S**

Seat Belt Assy .....	S2-1
Selector Assy, Elevator .....	E17-1
Sender Unit Engine Oil Pressure .....	E11-1
Sender Unit, Engine Temperature .....	E11-1
Shafts, Propeller .....	P3-1
Sheetmetal & Steering Group:	
Seat .....	S3-1
Seat Suspension Valve .....	S5-1
Sheetmetal Group .....	S7-1
Steering Linkage .....	S9-1
Steering Column & Valve Assy .....	S11-1
Shift Control Hydraulic System, Transmission .....	H17-1
Shroud, Fan .....	R2-1
Shutter, Ventilator .....	S7-1
Solenoid, Parking Brake .....	E11-1
Starter .....	E27-1

Steering Cylinder Assy .....	C12-1
Steering Hydraulic System .....	H15-1
Steering Linkage .....	S9-1
Steering Valve & Column Assy .....	S11-1
Steering Wheel .....	S11-1
Switch, Ignition .....	E3-1, E7-1
Switch, Light .....	E3-1, E7-1
Switch, Windshield Wiper .....	E11-1

**T**

Tank, Hydraulic .....	H5-1
Tank, Fuel .....	F10-1
Temperature Switch, Converter .....	E11-1, H18-1
Temperature Switch, Engine .....	E11-1
Tire & Wheel Data .....	W2-1, W3-1
Torque Converter Assy .....	C9-1
Torque Converter Housing .....	C9-1, T7-1
Transmission & Converter Hydraulic System .....	H18-1
Transmission Group:	
Transmission Assy .....	T3-1, T5-1, T7-1, T9-1, T11-1
Transmission Case & Internal Tubing .....	T7-1
Transmission Control Valve Assy .....	C9-1, V15-1
Transmission Clutch Group .....	T9-1
Transmission Shift Control Linkage .....	T12-1
Transmission Dipstick .....	T7-1
Transmission Mount .....	F9-1

**T**

Transmission Shift Control Hydraulic System .....	H17-1
Transmission Shift Lever .....	T12-1

**V**

Valve, Brake Solenoid .....	E11-1
Valve Group:	
Valve Assy, Hydraulic Shift Control .....	H17-1, V15-1
Valve Assy, Lift & Eject, V5-1, V7-1, V9-1, V11-1, .....	V15-1
Valve Assy, Steering .....	S11-1
Valve Control Assy, Lift & Ejection .....	V17-1
Valve, Converter Pressure Regulating .....	V19-1
Ventilator Shutter .....	S7-1
Voltage Regulator .....	E11-1

**W**


Water Pump Belt .....	E27-1
Wheel & Windshield Group:	
Wheel & Tire Data .....	W2-1, W3-1
Windshield & Wiper .....	C5-1
Windshield Wiper Motor Assy .....	C5-1
Wheel, Steering .....	S11-1
Wiring & Battery Cables .....	E11-1
Wiring Diagram .....	E11-1
Wiring, Pipe & Hose Clips .....	C3-1

**Y**

Yoke Group:	
Yoke, Hitch .....	Y3-1
Yoke, Scraper .....	Y2-1

**Z**

Options & Accessories .....	Z2-1
-----------------------------	------

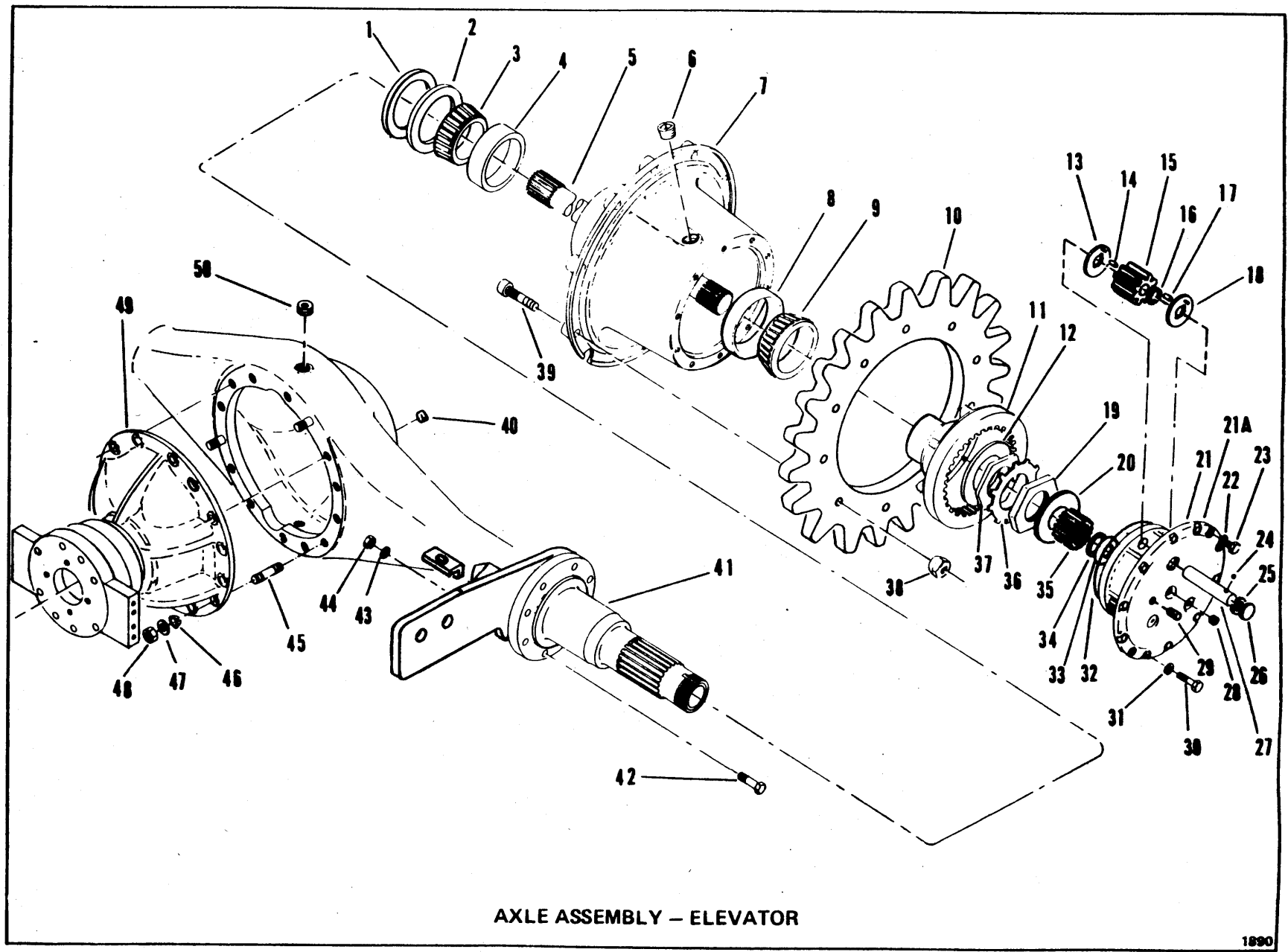


# CLARK EQUIPMENT COMPANY

## "A" GROUP CONTENTS

### Axle Group:

Axle Assembly – Elevator .....	A 3
Axle Assembly – Scraper .....	A 5
Axle Assembly – Drive .....	A 7
Axle Differential & Carrier Assembly – Drive .....	A 9
Axle Bevel Gear Differential Carrier & Flywheel Assembly – Elevator .....	A 11
Axle Planet Carrier Assembly – Elevator .....	A 2
Axle Planet Carrier Assembly – Tractor .....	A 12



AXLE ASSEMBLY - ELEVATOR

A2-1

(IAS)

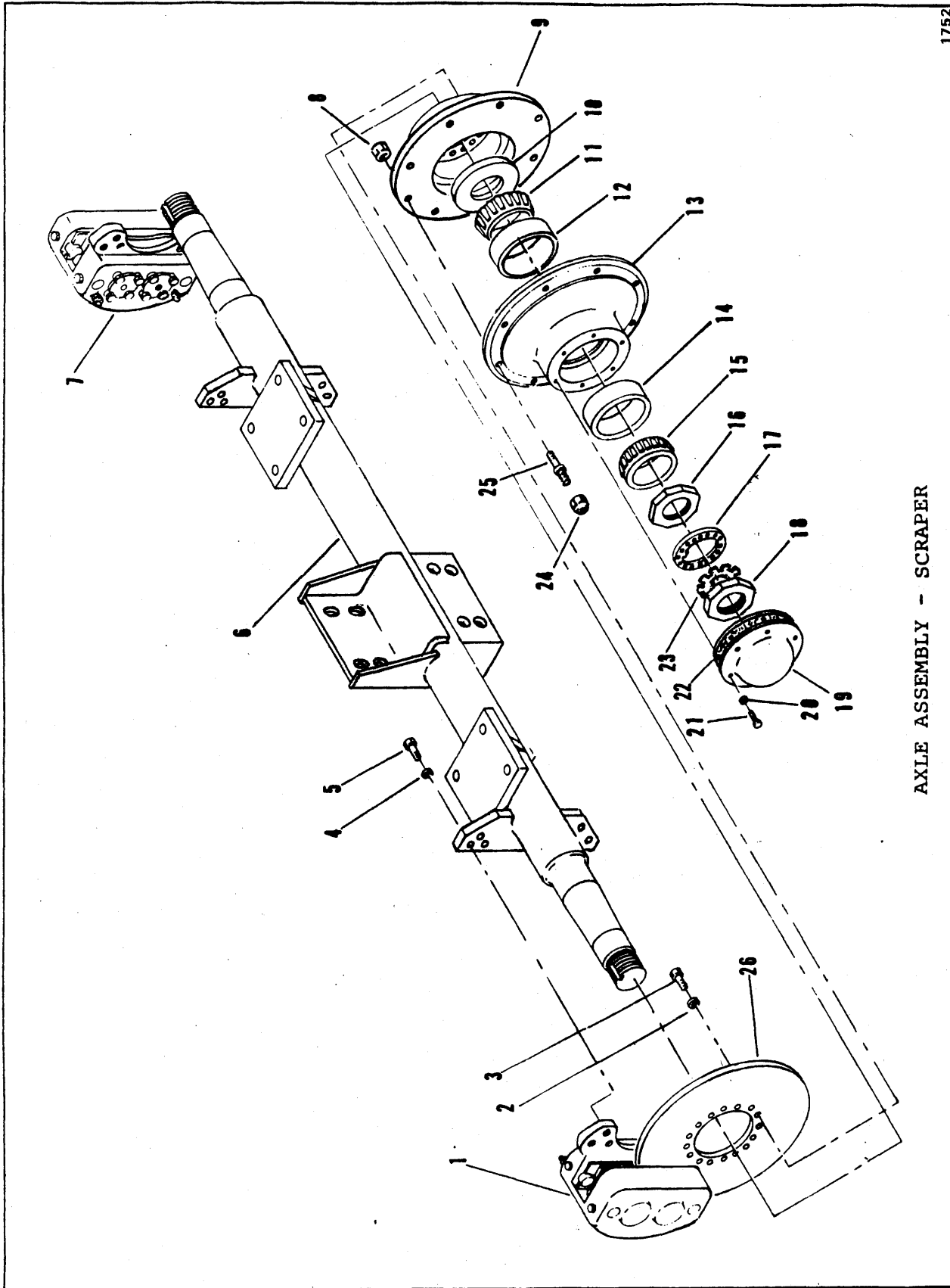
PM 4045  
Printed in U.S.A.

# CLARK EQUIPMENT COMPANY

## AXLE ASSEMBLY – ELEVATOR

Item	Part No.	Description	Qty.
A	1580898	AXLE KIT (Inc. 1 thru 9, 11 thru 37, 40 thru 50)	1
1	123849	PROTECTOR, Hub Oil Seal	2
2	123848	SEAL, Hub Oil	2
3	1318334	CONE, Hub Bearing – Inner	2
4	1318336	CUP, Bearing – Inner	2
5	123847	SHAFT, Axle	2
6	119469	PLUG, Hub Drain	2
7	123856	HUB ASSY (Inc. 4, 8)	2
8	1318337	CUP, Bearing – Outer	2
9	1318335	CONE, Hub Bearing – Outer	2
10	1573286	SPROCKET	2
11	123860	HUB, Internal Gear	2
12	106572	WASHER, Housing Tube	2
13	124574	WASHER, Planet	2
14	124576	ROLLER, Planet Gear	87
15	124573	GEAR, Planet	3
16	124577	SPACER, Roller	3
17	124576	ROLLER, Planet Gear	87
18	124574	WASHER, Planet	3
19	102313	NUT, Outer Spindle	2
20	121166	WASHER, Sun Gear Thrust	2
21	124578	PLANET CARRIER ASSY (Inc. 13 thru 18, 21A, 24 thru 29, 34)	1
21A	124579	CARRIER, Planet	2
22	4E-08	LKWSHR	4
23	1C-808	BOLT, Planet Carrier Puller	4
24	10J-12	BALL, Planet Shaft	3
25	672907	RING, Planet Shaft Retaining	3
26	12F-200	PLUG, Planet Expansion	3
27	124575	SHAFT, Planet	3
28	10F-02	PLUG, Planet Carrier	2
29	11F-04	PLUG, Planet Oil Level	2
30	100970	BOLT, Planet Carrier	24
31	106762	WASHER	24
32	107348	O-RING, Planet Carrier	2
33	121166	WASHER, Axle Shaft Thrust	2
34	224031	RING, Sun Gear Retaining	2
35	124095	GEAR, Sun	2
36	102314	LOCK, Spindle Nut	2
37	102313	NUT, Inner Spindle	2
38	17D-09	LOCKNUT	20
39	23C-1048	BOLT	20
40	11F-12	PLUG, Housing Drain	1
41	----	HOUSING, Axle See "A"	1
42	23C-1040	BOLT	16
43	4E-10	LKWSHR	16
44	61D-10	NUT	16
45	120546	STUD, Carrier to Housing	12
46	103216	DOWEL, Carrier Stud	3
47	112278	WASHER, Carrier Stud	12
48	64D-07	NUT, Carrier Stud	12
49	----	BEVEL GEAR CARRIER & FLYWHEEL ASSY – See Index	1
50	119469	PLUG, Housing	1

**WHEN ORDERING PARTS, ALWAYS STATE MODEL AND SERIAL NO. OF MACHINE**



AXLE ASSEMBLY - SCRAPER

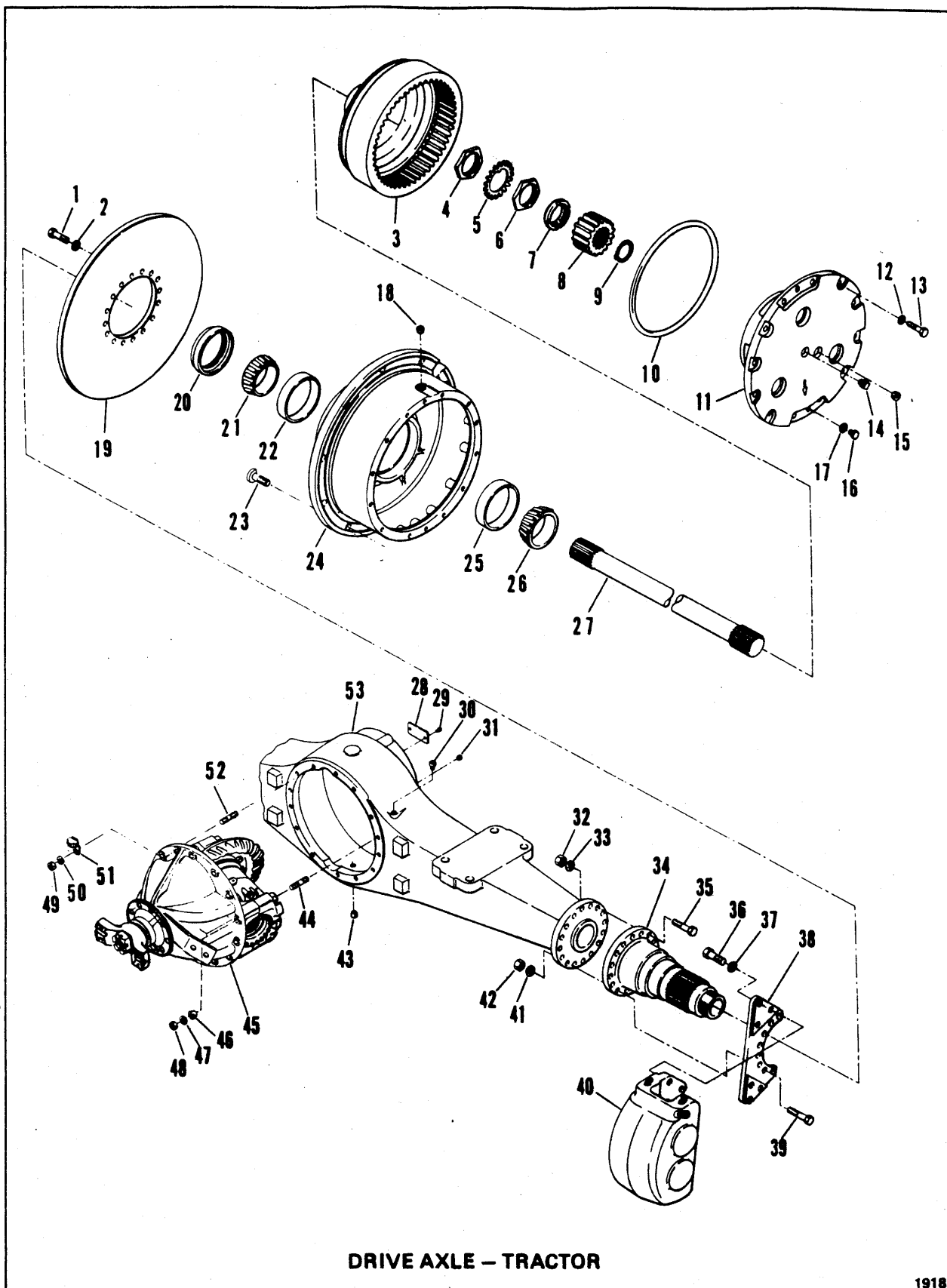
# CLARK EQUIPMENT COMPANY

## AXLE – SCRAPER

Item	Part No.	Description	Qty.
A	1580916	AXLE ASSY (Inc. 6, 8 thru 23) .....	1
1	-----	BRAKE ASSY, R.H. – See Index .....	1
2	104412	WASHER .....	32
3	517343	BOLT .....	32
4	111656	WASHER .....	12
5	110305	BOLT .....	12
6	1580629	AXLE (Inc. 16, 17, 18 & 23) .....	1
7	-----	BRAKE ASSY, L.H. – See Index .....	1
8	121062	NUT .....	20
9	1574770	ADAPTER .....	2
10	1579605	SEAL .....	2
10A	1579606	† RING, Deflector .....	2
11	742246	CONE .....	2
12	743151	CUP .....	2
13	1580688	HUB .....	2
14	742272	CUP .....	2
15	742273	CONE .....	2
16	1568668	NUT .....	2
17	1552013	WASHER .....	2
18	1552279	NUT .....	2
19	1580914	CAP .....	2
20	4E-05	LKWSHR .....	12
21	23C-508	BOLT .....	12
22	1580913	GASKET .....	2
23	1578616	WASHER .....	2
24	103522	NUT .....	20
25	102828	STUD .....	20
26	121776	DISC .....	2

† Not Illustrated

**WHEN ORDERING PARTS, ALWAYS STATE MODEL AND SERIAL NO. OF MACHINE**



DRIVE AXLE - TRACTOR

1918



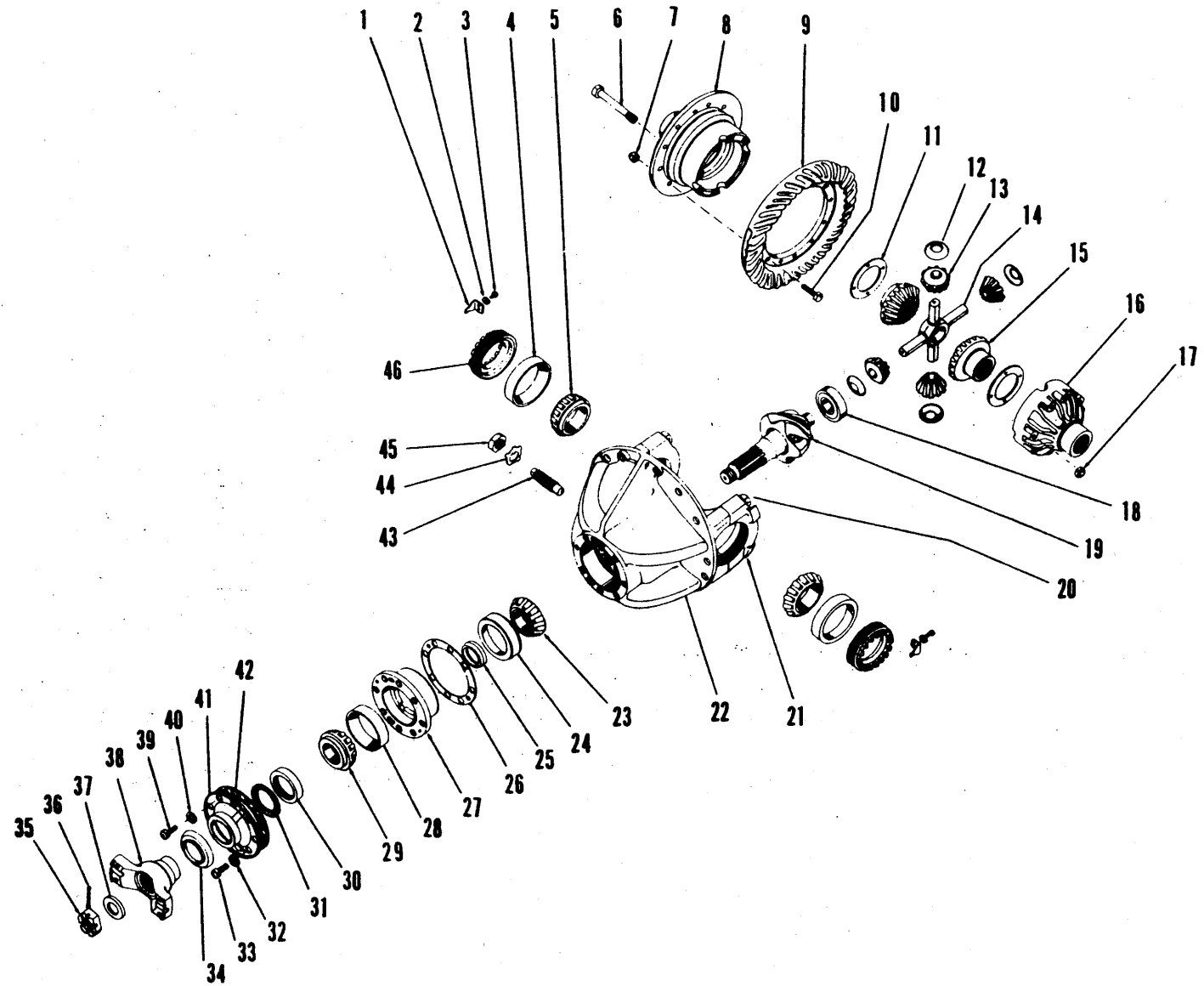
# CLARK EQUIPMENT COMPANY

## DRIVE AXLE – TRACTOR

Item	Part No.	Description	Qty.
A	192284	AXLE ASSY (Inc. 1 thru 53) .....	1
1	124158	BOLT .....	32
2	104412	WASHER .....	32
3	123904	INTERNAL GEAR & HUB .....	2
4	121013	NUT, Spindle .....	2
5	121014	LOCK, Spindle Nut .....	2
6	121013	NUT, Spindle .....	2
7	121015	SLEEVE, Sun Gear Thrust .....	2
8	121798	SUN GEAR .....	2
9	224116	RING .....	2
10	107348	O-RING .....	2
11	-----	PLANET CARRIER ASSY – See Index .....	2
12	106762	WASHER .....	24
13	100970	BOLT .....	24
14	10F-02	PLUG .....	2
15	11F-04	PLUG .....	2
16	-----	OMIT .....	—
17	-----	OMIT .....	—
18	119469	PLUG .....	2
19	125435	DISC, Brake .....	2
20	121012	SEAL .....	2
21	672005	CONE .....	2
22	672004	CUP .....	2
23	121808	STUD .....	24
23A	64D-12	† NUT, Wheel .....	24
24	121785	HUB & CUP ASSY (Inc. 22, 25) .....	2
25	668553	CUP .....	2
26	675261	CONE .....	2
27	124083	SHAFT, Axle .....	2
28	120707	NAMEPLATE .....	1
29	6C-605	SCREW .....	2
30	106656	BREATHER ASSY .....	1
31	16F-12	PLUG .....	1
32	106998	NUT .....	16
33	104412	WASHER .....	16
34	121802	SPINDLE .....	2
35	106733	BOLT .....	12
36	110305	BOLT .....	12
37	111656	WASHER .....	12
38	122630	PLATE ASSY .....	2
39	121781	BOLT .....	16
40	-----	BRAKE HEAD ASSY, L.H. – See Index .....	1
40A	-----	BRAKE HEAD ASSY, R.H. – See Index .....	1
41	104412	WASHER .....	16
42	106998	NUT .....	16
43	119469	PLUG, Drain .....	1
44	112286	STUD .....	3
45	-----	DIFFERENTIAL & CARRIER ASSY – See Index .....	1
46	112287	DOWEL .....	3
47	106762	WASHER .....	3
48	64D-08	NUT .....	3
49	64D-08	NUT .....	11
50	106762	WASHER .....	12
51	550319	TEE .....	1
52	112286	STUD .....	11
53	124082	HOUSING, Axle .....	1
54	125434	† HUB & DISC ASSY (Inc. 1, 2, 19, 22 thru 25) .....	2

† Not Illustrated

**WHEN ORDERING PARTS, ALWAYS STATE MODEL AND SERIAL NO. OF MACHINE**



DIFFERENTIAL AND CARRIER ASSEMBLY - TRACTOR.

A8-1

(1B1)

PM 4045  
Printed in U.S.A.

# CLARK EQUIPMENT COMPANY

## DIFFERENTIAL AND CARRIER ASSEMBLY

Item	Part No.	Description	Qty.
A	124079	DIFFERENTIAL & CARRIER ASSY (Inc. 1 thru 46)	1
1	100941	LOCK, Adjusting Nut	2
2	4E-06	LKWSHR	2
3	1C-614	BOLT	2
4	667275	CUP	2
5	654144	CONE	2
6	118475	BOLT	8
7	104168	NUT	12
8	----	§ DIFFERENTIAL CASE, Flanged Half - See Item 49	1
9	----	§ RING GEAR - See Item 48	1
10	101196	BOLT	12
11	118474	WASHER	2
12	101244	WASHER	4
13	815745	GEAR & PINION SET	1
14	117022	SPIDER	1
15	104167	GEAR	2
16	----	CASE DIFFERENTIAL, Plain Half - See Item 49	1
17	104168	NUT	8
18	667466	BEARING, Inner Pinion	1
19	----	PINION - See Item 48	1
20	123831	BOLT	4
20A	26E-14	† LKWSHR	4
21	----	§ CAP, Carrier	2
22	112289	CARRIER ASSY (Inc. 20, 20A, 21)	1
23	667276	CONE	1
24	658988	CUP	1
25	815172	SPACER KIT	1
26	101257	‡ SHIM (.004)	-
26A	125567	‡ SHIM (.007)	-
26B	125568	‡ SHIM (.010)	-
27	110843	CAGE ASSY (Inc. 24, 28)	1
28	667278	CUP, Outer	1
29	667277	CONE, Outer	1
30	110897	SEAL	1
31	----	OMIT	-
32	4E-09	LKWSHR	7
33	17C-936	BOLT	7
34	----	OMIT	-
35	101262	NUT	1
36	1F-732	COTTER	1
37	101263	WASHER	1
38	112084	COMPANION FLANGE	1
39	17C-836	SCREW	1
40	4E-08	LKWSHR	1
41	110847	RETAINER, Oil Seal	1
42	101254	GASKET	1
43	121241	SCREW	1
44	----	OMIT	-
45	8D-18	NUT	1
46	123747	NUT, Adjusting	2
47	118499	† DIFFERENTIAL BODY SUB-ASSY (Inc. 11 thru 15, 49)	1
48	815170	† GEAR & PINION SET (Inc. 9, 19)	1
49	815736	† DIFFERENTIAL CASE KIT (Inc. 6, 8, 11, 12, 16, 17)	1

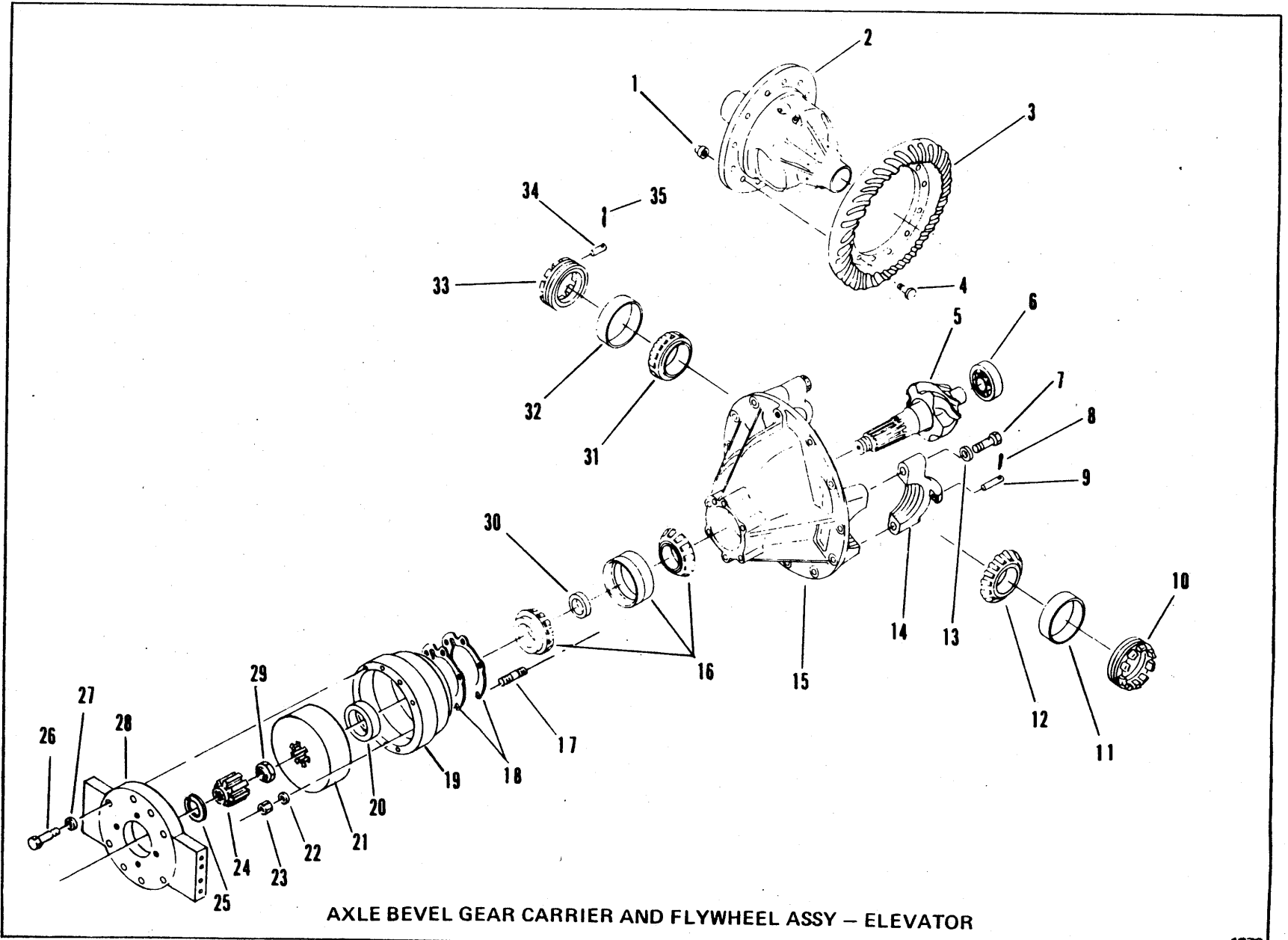
- † Not Illustrated
- ‡ As Required
- § Not Sold Separately

**WHEN ORDERING PARTS, ALWAYS STATE MODEL AND SERIAL NO. OF MACHINE**

A10-1

(183)

PM 4045  
Printed in U.S.A.



CLARK EQUIPMENT COMPANY

# CLARK EQUIPMENT COMPANY

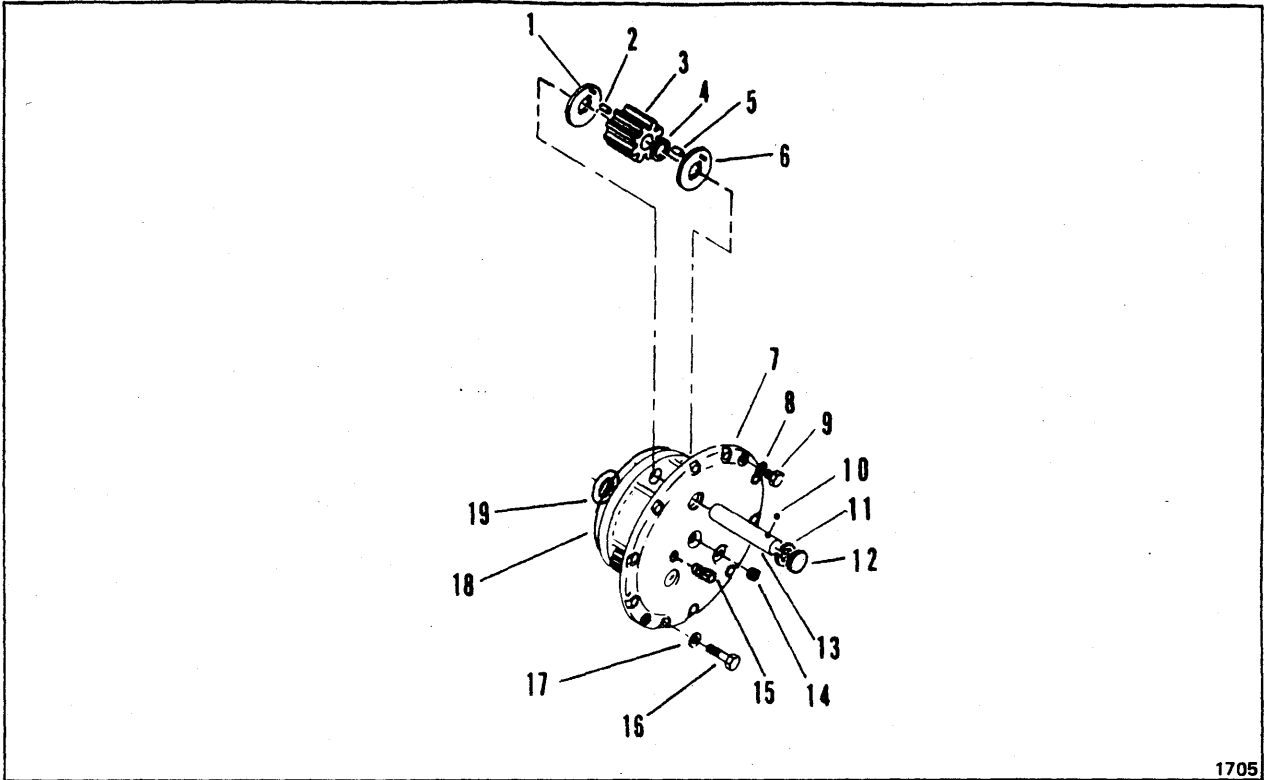
## AXLE BEVEL GEAR CARRIER & FLYWHEEL ASSEMBLY – ELEVATOR

Item	Part No.	Description	Qty.
A	125490	BEVEL GEAR & CARRIER ASSY (Inc. 1 thru 35) .....	1
1	109389	NUT .....	12
2	123851	CARRIER .....	1
3	122443	RING GEAR & PINION SET (Inc. 5) .....	1
4	101424	BOLT .....	12
5	----	§ PINION – See 3 .....	–
6	111437	BEARING .....	1
7	1C-1040	BOLT .....	4
8	1F-428	COTTER .....	1
9	101411	PIN .....	1
10	123746	NUT, Adjusting .....	1
11	667279	CUP .....	1
12	648334	CONE .....	1
13	3E-10	LKWSHR .....	4
14	----	§ CAP .....	2
15	113124	CARRIER (Inc. 7, 13, 14) .....	1
16	111735	BEARING ASSY .....	1
17	112923	STUD .....	6
18	102359	‡ SHIM .....	–
18A	102360	‡ SHIM .....	–
19	125492	HOUSING .....	1
20	111646	SEAL .....	1
21	125493	FLYWHEEL ASSY .....	1
22	106762	WASHER .....	6
23	64D-08	NUT .....	6
24	125496	COUPLING .....	1
25	223862	RETAINER .....	1
26	17C-828	BOLT .....	8
27	106762	WASHER .....	8
28	125497	ADAPTER .....	1
29	216058	NUT .....	1
30	101409	SPACER .....	1
31	648334	CONE .....	1
32	667279	CUP .....	1
33	123746	NUT .....	1
34	101411	PIN .....	1
35	1F-428	COTTER .....	1

‡ As Required

**WHEN ORDERING PARTS, ALWAYS STATE MODEL AND SERIAL NO. OF MACHINE**

# CLARK EQUIPMENT COMPANY



1705

## AXLE PLANET CARRIER ASSEMBLY – TRACTOR

Item	Part No.	Description	Qty.
A	123267	AXLE PLANET CARRIER ASSY .....	1
1	106350	WASHER, Planet .....	3
2	121792	ROLLER, Planet .....	87
3	121790	GEAR, Planet .....	3
4	106352	SPACER, Roller .....	3
5	121792	ROLLER, Planet Gear .....	87
6	106350	WASHER, Planet .....	3
7	123268	SPIDER, Planet Carrier .....	1
8	4E-08	LKWSHR .....	4
9	1C-808	BOLT, Planet Carrier Puller .....	4
10	10J-12	BALL, Planet Shaft .....	3
11	868744	RING, Planet Shaft Retaining .....	3
12	12F-112	PLUG, Planet Expansion .....	3
13	123270	SHAFT, Planet .....	3
14	10F-02	PLUG, Planet Carrier .....	1
15	11F-04	PLUG, Planet Oil Level .....	1
16	100970	BOLT, Planet Carrier .....	24
17	106762	WASHER .....	24
18	107348	O-RING, Planet Carrier .....	1
19	121166	WASHER, Axle Shaft Thrust .....	1

**WHEN ORDERING PARTS, ALWAYS STATE MODEL AND SERIAL NO. OF MACHINE**

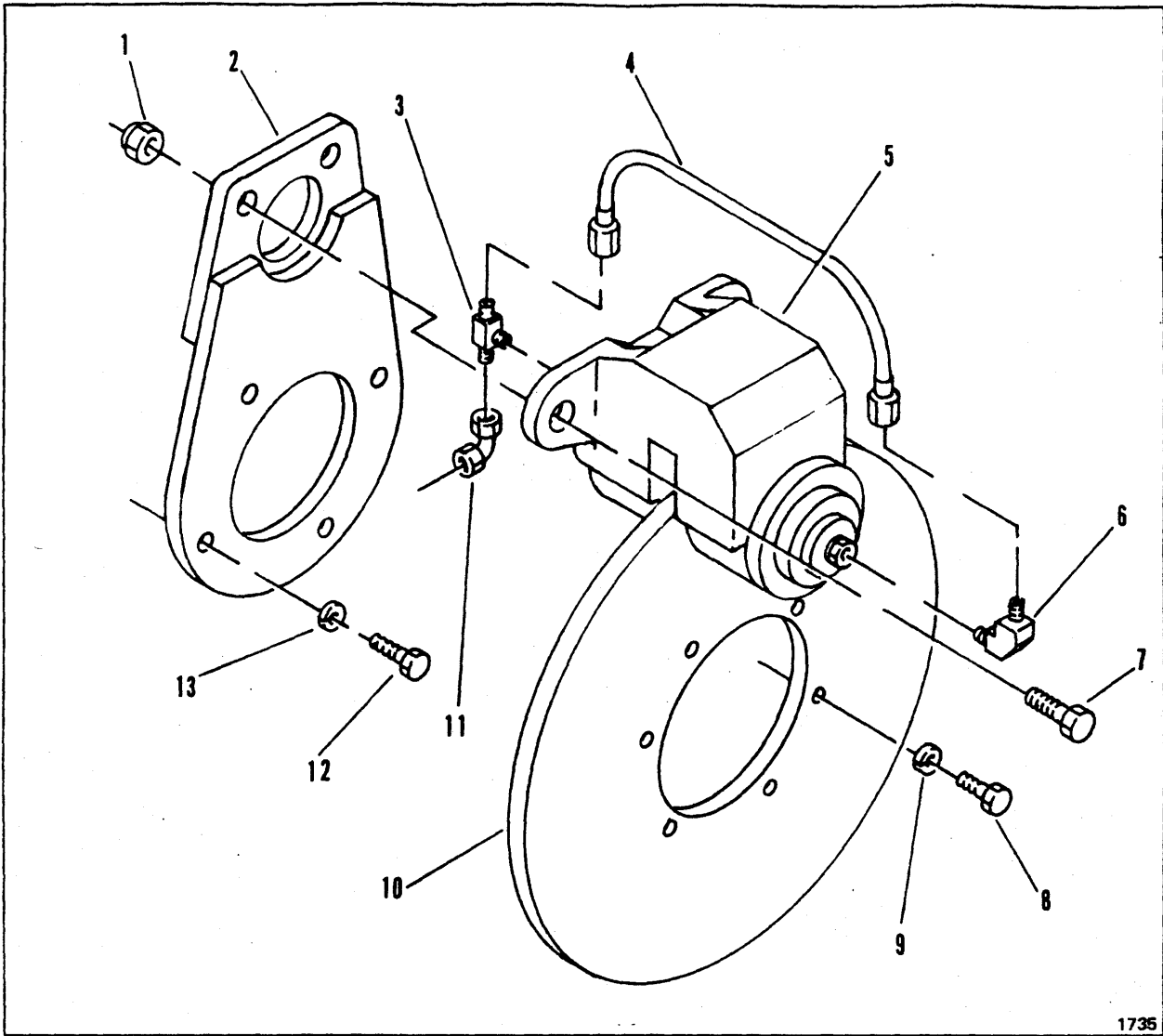
**CLARK EQUIPMENT COMPANY**

**"B" GROUP  
CONTENTS**

**Brake Group:**

<b>Brake Assembly – Parking .....</b>	<b>B 2</b>
<b>Brake Head Assembly – Parking .....</b>	<b>B 3</b>
<b>Brake Head Assembly – Scraper &amp; Tractor – L.H. ....</b>	<b>B 4</b>
<b>Brake Head Assembly – Scraper &amp; Tractor – R.H. ....</b>	<b>B 5</b>

CLARK EQUIPMENT COMPANY



1735

PARKING BRAKE

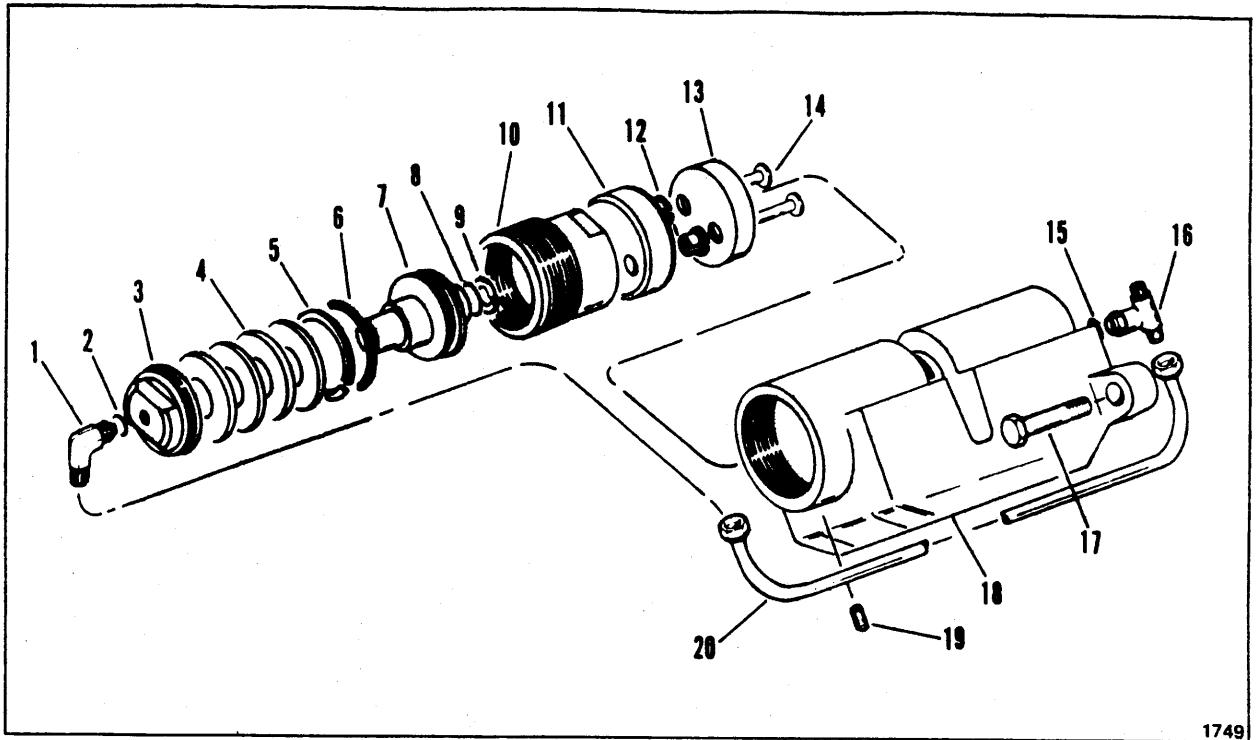
Item	Part No.	Description	Qty.
1	17D-6	NUT .....	2
2	1575177	ADAPTER .....	1
3	19K-3	TEE .....	1
4	1906949	TUBE .....	1
5	1906729	BRAKE HEAD ASSY (Inc. 3, 4, 6) .....	1
6	17K-3	ELBOW .....	1
7	23C-832	BOLT .....	2
8	23C-620	BOLT .....	6
9	4E-6	LKWSHR .....	6
10	1574767	DISC .....	1
11	11K-3	ELBOW .....	1
12	23C-924	BOLT .....	4
13	4E-9	LKWSHR .....	4
14	1990530	† COLLAR (Adjustment Tool) .....	1
15	24C-712	† BOLT (Adjustment Tool) .....	1

†Not Illustrated

WHEN ORDERING PARTS, ALWAYS STATE MODEL AND SERIAL NO. OF MACHINE



# CLARK EQUIPMENT COMPANY



1749

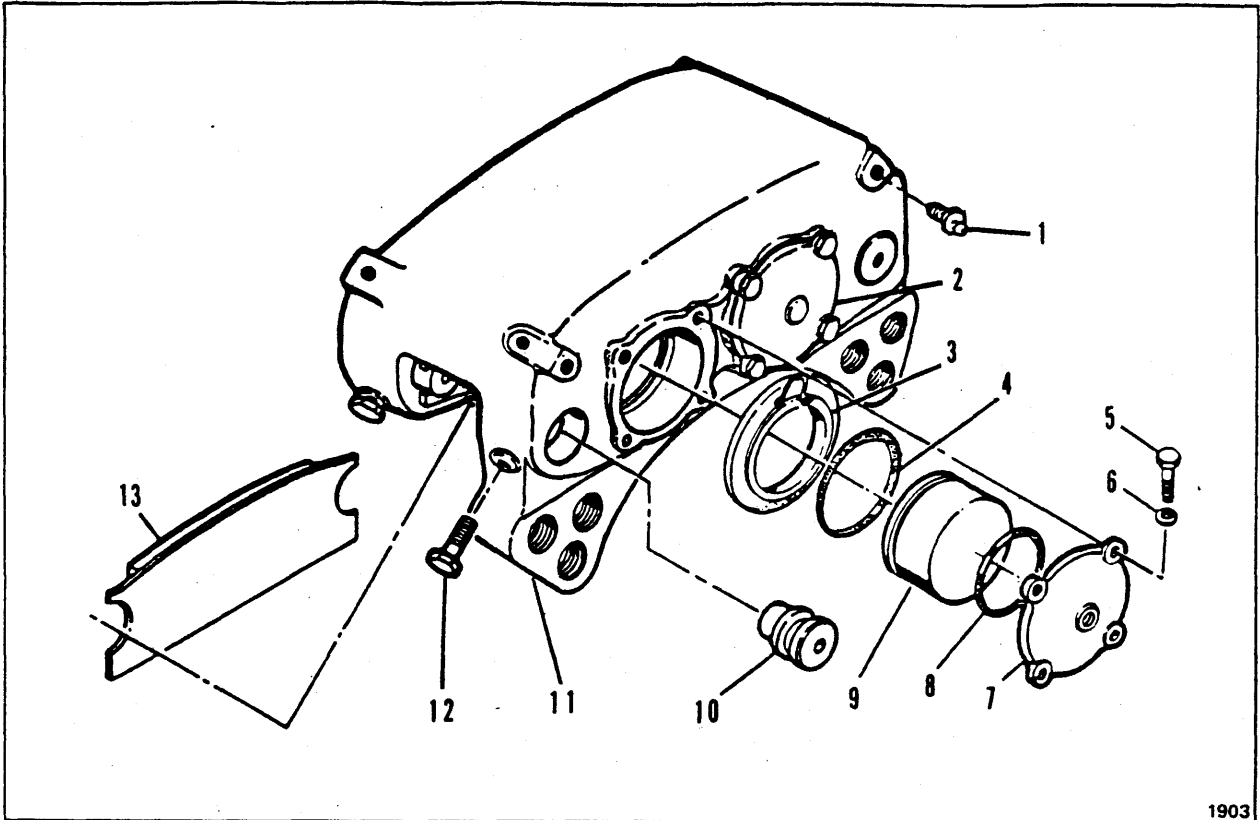
## BRAKE HEAD ASSEMBLY, PARKING

Item	Part No.	Description	Qty.
A	1906729	BRAKE HEAD ASSY .....	1
B	1990481	BRAKE LINING REPAIR KIT (Inc 12 thru 14) .....	1
C	1990479	PISTON REPAIR KIT (Inc 3 thru 10) .....	1
1	17K-03	ELBOW .....	1
2	91F-11	O-RING .....	—
3	----	§ PLUG - See "C" .....	2
4	----	WASHER - See "C" .....	8
5	----	RING, Back-Up - See "C" .....	2
6	----	O-RING - See "C" .....	2
7	----	PISTON - See "C" .....	2
8	----	O-RING - See "C" .....	2
9	----	RING, Back-Up - See "C" .....	2
10	----	HOUSING - See "C" .....	2
11	1990480	PISTON .....	2
12	----	COLLAR - See "B" .....	4
13	----	LINING - See "B" .....	2
14	----	RIVET - See "B" .....	4
15	91F-03	O-RING .....	1
16	19K-03	TEE (Inc 15) .....	1
17	24C-848	BOLT .....	2
18	1990478	BODY .....	1
19	19G-408	SCREW .....	2
20	1906949	TUBE .....	1

§ Not Sold Separately

**WHEN ORDERING PARTS, ALWAYS STATE MODEL AND SERIAL NO. OF MACHINE**

# CLARK EQUIPMENT COMPANY



1903

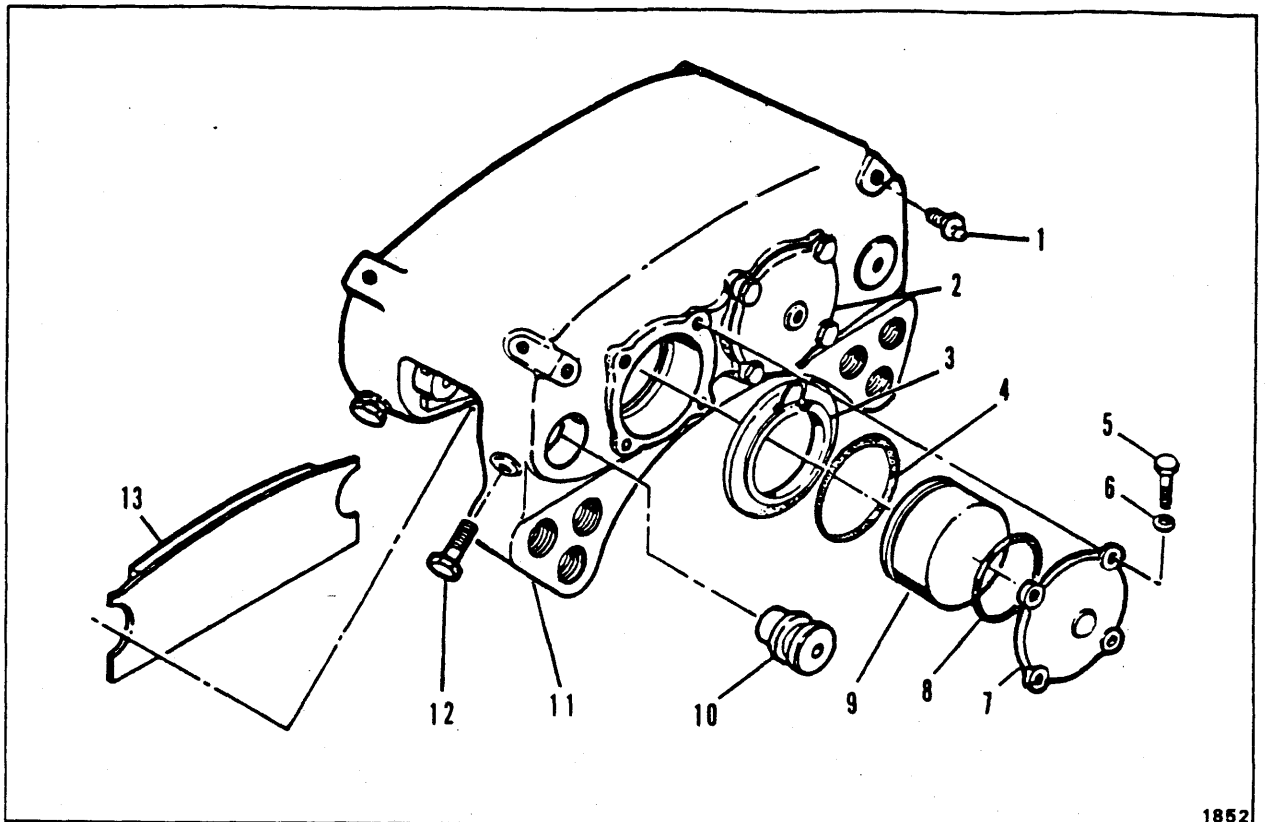
## BRAKE HEAD ASSEMBLY – TRACTOR & SCRAPER Tractor & Scraper – L.H.

Item	Part No.	Description	Qty.
A	125008	BRAKE HEAD ASSY (Inc. 1 thru 13) .....	1
– Quantities listed are for one (1) Brake Head Assy			
B	840479	REPAIR KIT (Inc. 3, 4, 8).....	1
1	947927	VALVE, Bleeder .....	2
2	947934	CAP .....	1
3	840509	BOOT – See "B" .....	4
4	840466	PACKING – See "B" .....	4
5	1C-620	BOLT .....	8
6	25E-17	WASHER .....	8
7	947933	CAP, Inlet .....	1
8	840464	PACKING – See "B" .....	2
9	947935	PISTON .....	4
10	947931	PIN .....	4
11	840469	TORQUE PLATE ASSY .....	1
12	947930	BOLT .....	4
13	947932	CARRIER & LINING ASSY .....	2
14	947926	†TUBE & NUT ASSY (Use where applicable) .....	1
15	947928	†VALVE, Bleeder (Use where applicable) .....	1

†Not Illustrated

**WHEN ORDERING PARTS, ALWAYS STATE MODEL AND SERIAL NO. OF MACHINE**

CLARK EQUIPMENT COMPANY



1852

**BRAKE HEAD ASSEMBLY – TRACTOR & SCRAPER**  
Tractor & Scraper – R.H.

Item	Part No.	Description	Qty.
A	125007	BRAKE HEAD ASSY (Inc. 1 thru 13) .....	1
– Quantities listed are for one (1) Brake Head Assy			
B	840479	REPAIR KIT (Inc. 3, 4, 8) .....	1
1	947927	VALVE, Bleeder .....	2
2	947933	CAP, Inlet .....	1
3	840509	BOOT – See "B" .....	4
4	840466	PACKING – See "B" .....	4
5	1C-620	BOLT .....	8
6	25E-17	WASHER .....	8
7	947934	CAP .....	1
8	840464	PACKING – See "B" .....	2
9	947935	PISTON .....	4
10	947931	PIN .....	4
11	840469	TORQUE PLATE ASSY .....	1
12	947930	BOLT .....	4
13	947932	CARRIER & LINING ASSY .....	2
14	947926	†TUBE & NUT ASSY (Use where applicable) .....	1
15	947928	†VALVE, Bleeder (Use where applicable) .....	1

†Not Illustrated

**WHEN ORDERING PARTS, ALWAYS STATE MODEL AND SERIAL NO. OF MACHINE**



**CLARK EQUIPMENT COMPANY**

**"C" GROUP  
CONTENTS**

<b>Clip, Wiring, Pipe &amp; Hose .....</b>	<b>C 3</b>
<b>Converter Group:</b>	
<b>Converter Assembly .....</b>	<b>C 5</b>
<b>Cylinder Group:</b>	
<b>Cylinder Assembly – Endgate &amp; Rolling Floor .....</b>	<b>C 6</b>
<b>Cylinder Assembly – Lift .....</b>	<b>C 7</b>
<b>Cylinder Assembly – Steering .....</b>	<b>C 8</b>

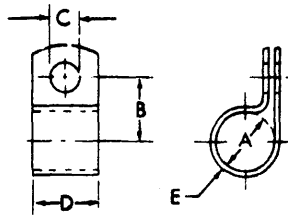


# CLARK EQUIPMENT COMPANY

## WIRING, PIPE AND HOSE CLIPS

The following types of clips are used in connection with the various wiring, fuel, air and hydraulic piping systems employed in this unit. When replacing clips identification can be made by checking type and physical dimensions listed to obtain part number.

### CLOSED CLIP



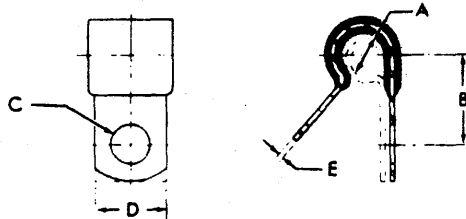
TS-5009-P

Item No.	PART NUMBER	A	B	C	D	E
1	6H-9	5/16	21/32	13/32	3/4	.032
2	6H-11	7/16	25/32	15/32	7/8	.032
3	6H-16	5/8	13/16	13/32	3/4	.048
4	6H-18	3/4	31/32	13/32	3/4	.060
5	6H-23	1 3/4	1 5/8	13/32	1	.060
6	6H-29	1/2	11/16	11/32	5/8	.048
7	6H-32	9/16	21/32	9/32	1/2	.048
8	6H-35	1 5/8	1 9/16	13/32	7/8	.060
9	6H-41	7/8	1 1/16	13/32	3/4	.060

## WIRING, PIPE AND HOSE CLIPS

The following types of clips are used in connection with the various wiring, fuel, air and hydraulic piping systems employed in this unit. When replacing clips identification can be made by checking type and physical dimensions listed to obtain part number.

### INSULATED CLIP

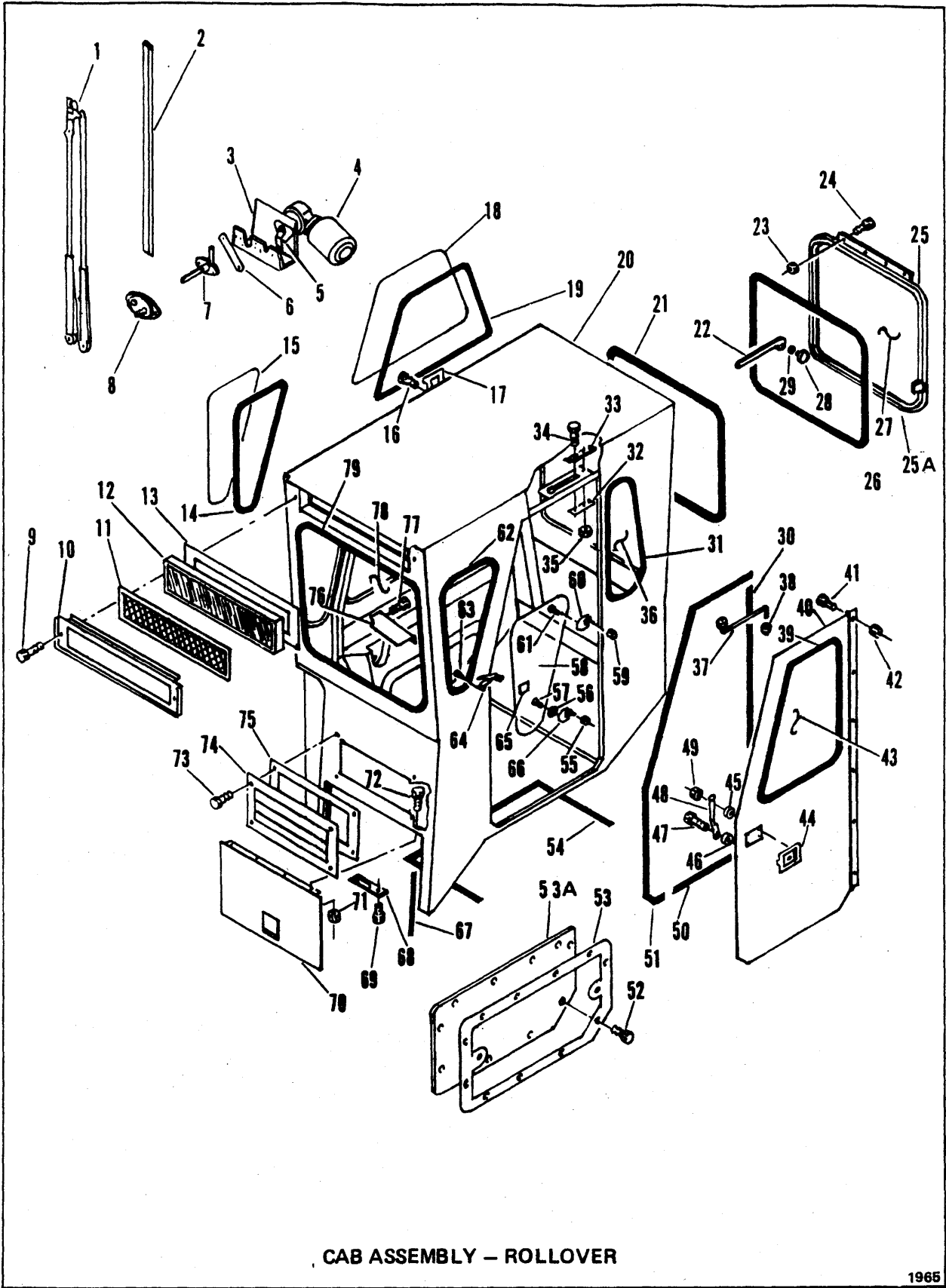


TS-5008-P

Item No.	PART NUMBER	A	B	C	D	E
1	30H-8	1/8	17/32	11/32	5/8	.025
2	30H-10	3/16	1/2	9/32	1/2	.032
3	30H-14	1/4	17/32	9/32	1/2	.032
4	30H-20	5/16	11/16	13/32	3/4	.036
5	30H-26	7/16	11/16	11/32	5/8	.048
6	30H-38	5/8	27/32	13/32	3/4	.050
7	30H-46	13/16	15/16	13/32	3/4	.048

WHEN ORDERING PARTS, ALWAYS STATE MODEL AND SERIAL NO. OF MACHINE

CLARK EQUIPMENT COMPANY



CAB ASSEMBLY - ROLLOVER

1965



# CLARK EQUIPMENT COMPANY

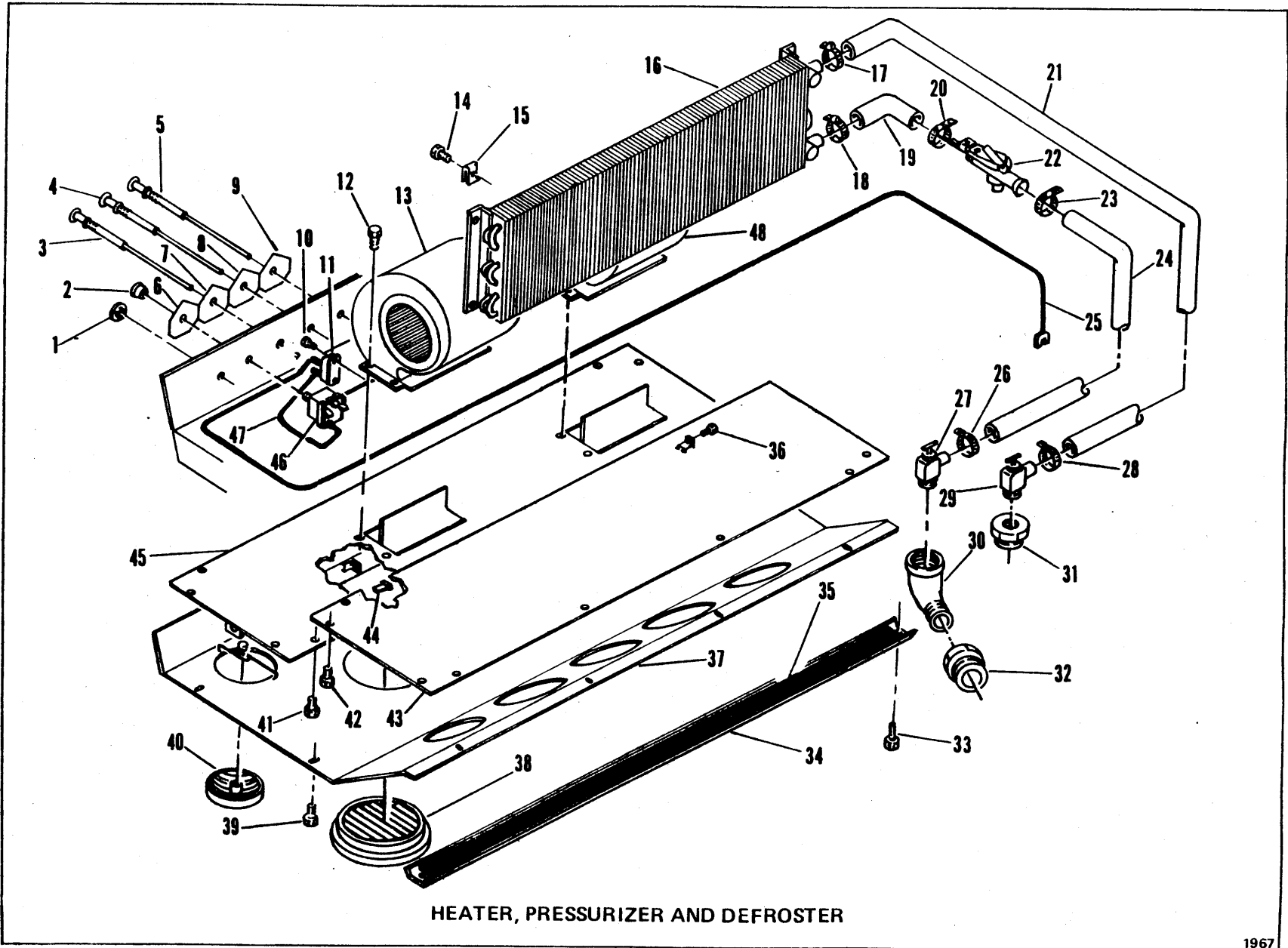
## CAB ASSEMBLY

Item	Part No.	Description	Qty.	Item	Part No.	Description	Qty.
1	949787	ARM, Wiper .....	1	41	24C-412	BOLT .....	6
2	1579861	BLADE, Wiper .....	1	42	17D-01	NUT .....	6
3	1580328	BRACKET & MOTOR ASSY (Inc. 5, 6) .....	1	43	1580484	§ GLASS .....	1
4	1573054	MOTOR (Replacement) .....	1	44	1580222	LATCH ASSY (Inc. Key) .....	1
5	-----	§ ARM - See 3 .....	1	45	25E-14	WASHER .....	4
6	-----	§ ARM - See 3 .....	1	46	17D-01	NUT .....	1
7	1580352	SHAFT .....	1	47	24C-410	BOLT .....	1
8	560164	ADAPTER KIT .....	1	48	1580221	HANDLE .....	1
9	1580358	BOLT .....	2	49	17D-01	NUT .....	4
9A	1580359	† NUT .....	2	50	1580334	WEATHERSTRIP .....	1
10	1580330	RETAINER, Filter .....	1	51	1580200	WEATHERSTRIP .....	1
11	1579978	SCREEN .....	1	52	24C-420	BOLT .....	11
12	1580331	FILTER (Inc. 13).....	1	53	1580218	TRIM, Access .....	1
13	-----	§ WEATHERSTRIP .....	1	53A	1580214	PANEL .....	1
14	569694	MOULDING .....	6'	54	1579999	WEATHERSTRIP .....	1
15	1580419	§ GLASS .....	1	55	17D-01	NUT .....	1
16	24C-408	BOLT .....	4	56	1580206	WASHER, Fiber .....	1
17	1580421	HOOK .....	2	56A	1580209	† WASHER, Fiber .....	1
18	1580420	§ GLASS .....	1	57	-----	§ BOLT .....	1
19	569694	MOULDING .....	10'	58	1579976	§ GLASS .....	1
20	1578874	CAB KIT (Inc. 1 thru 79 & Air Conditioner) .....	1	59	17D-01	NUT .....	1
21	1579999	WEATHERSTRIP .....	1	60	1580207	HINGE (Inc. 61) .....	1
22	1581160	ADJUSTER, Window .....	2	61	-----	§ BOLT .....	1
23	17D-01	NUT .....	4	61A	1580206	† WASHER, Fiber .....	1
24	24C-412	BOLT .....	4	61B	1580209	† WASHER, Fiber .....	1
25	1579985	REAR WINDOW ASSY (Inc. 25A, 26, 27) .....	1	62	1579998	MOULDING .....	1
25A	1580245	FRAME, Rear Window .....	1	63	85G-1020	SCREW .....	3
26	569694	MOULDING .....	9'	63A	17E-10	LKWSHR .....	3
27	1580241	§ GLASS .....	1	64	1580202	LATCH ASSY.....	1
28	1580203	KNOB .....	2	65	1580208	PLATE, Latch (Inc. 65A) .....	1
28A	8D-08	† NUT .....	4	65A	-----	† § BOLT .....	1
29	25E-20	WASHER .....	2	65B	1580206	† WASHER, Fiber .....	1
30	1579999	WEATHERSTRIP .....	1	65C	1580209	† WASHER, Fiber .....	1
31	569694	MOULDING .....	6'	66	1580207	HINGE (Inc. 57) .....	1
32	1579974	STOP, Door .....	1	67	1580200	SEAL, Trim .....	2
33	1579972	SPRING, Door Stop .....	1	68	1579973	STRIKER PLATE ASSY .....	1
34	24C-408	BOLT .....	2	69	23C-616	BOLT .....	2
34A	25E-14	WASHER .....	1	69A	17D-03	† NUT .....	2
35	17D-01	NUT .....	2	70	1579896	DOOR ASSY - Access .....	1
36	1579975	§ GLASS .....	1	71	17D-01	NUT .....	5
37	1579980	ROD, Stop .....	1	72	23C-412	BOLT .....	5
38	1580204	CLIP .....	1	73	23C-516	BOLT .....	4
39	569694	MOULDING .....	8'	73A	17D-02	† NUT .....	4
40	1580389	DOOR ASSY (Inc. 39, 40A, 43, 44, 45, 46, 47, 48, 49) .....	1	74	1564698	SHUTTER .....	1
40A	1580388	FRAME, Door .....	1	75	1575403	GASKET .....	1
				76	1579982	COVER, Hose .....	1
				77	23C-408	BOLT .....	2
				78	1580418	§ GLASS .....	1
				79	569694	MOULDING .....	9'

† Not Illustrated  
§ Not Sold Separately

**WHEN ORDERING PARTS, ALWAYS STATE MODEL AND SERIAL NO. OF MACHINE**

C6-1



HEATER, PRESSURIZER AND DEFROSTER

(1C4)

PM 4945  
Printed in U.S.A.

CLARK EQUIPMENT COMPANY

# CLARK EQUIPMENT COMPANY

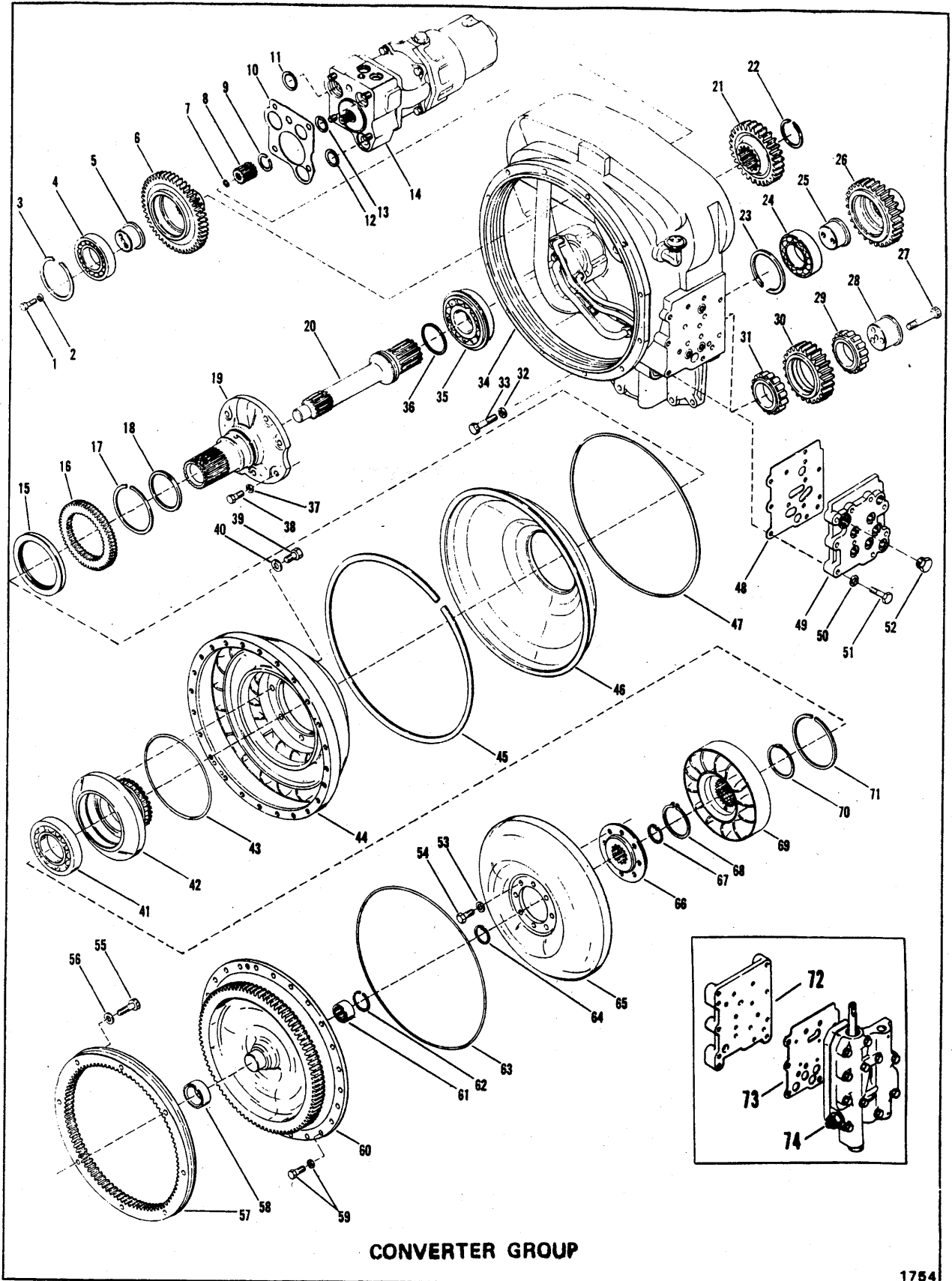
## HEATER, PRESSURIZER AND DEFROSTER

Item	Part No.	Description	Qty.
1	1580210	PLUG .....	1
2	1580357	KNOB, Fan Switch .....	1
3	1580355	CABLE, Control (Recirculation) .....	1
4	1580355	CABLE, Control (Defrost) .....	1
5	1580355	CABLE, Control (Heat Control) .....	1
6	1579967	DECAL (Fan Speed) .....	1
7	1579969	DECAL, Recirculation .....	1
8	1579970	DECAL, Defrost .....	1
9	1579968	DECAL, Heat Control .....	1
10	58G-1020	SCREW .....	2
10A	14E-10	LKWSHR .....	2
10B	12D-10	NUT .....	2
11	5209680	CIRCUIT BREAKER .....	1
12	1580477	SCREW .....	8
13	1579059	BLOWER ASSY .....	1
14	41G-1008	BOLT .....	4
14A	25E-14	†WASHER .....	4
14B	8E-04	†LKWSHR .....	4
15	1579995	NUT, Speed .....	4
16	1579977	CORE, Heater .....	1
17	521874	CLAMP .....	1
18	521874	CLAMP .....	1
19	1579971	HOSE, Inlet .....	1
20	521874	CLAMP .....	1
21	1580205	HOSE, Outlet .....	1
22	1580350	VALVE, Inline .....	1
23	521874	CLAMP .....	1
24	1580201	HOSE, Heater .....	132"
25	1580394	WIRE ASSY .....	1
26	521874	CLAMP .....	1
27	1580349	VALVE, Shut-Off .....	1
28	521874	CLAMP .....	1
29	1580349	VALVE, Shut-Off .....	1
30	25K-3	ELBOW .....	1
31	19F-6	BUSHING .....	1
32	19F-6	BUSHING .....	1
33	1580477	SCREW .....	2
34	1579981	RETAINER, Recirculation Filter .....	1
35	1580423	ELEMENT, Recirculation Filter .....	1
36	58G-1020	SCREW .....	2
37	1579983	CONSOLE, Blower .....	1
38	1580708	DEFLECTOR (Air 5") .....	2
39	1581702	BOLT .....	12
40	1580356	DEFLECTOR (Air 3") .....	11
41	1581702	BOLT .....	12
42	1581702	BOLT .....	12
43	1579984	COVER, Blower Housing .....	1
44	30H-9	CLAMP .....	2
45	1580393	BLOWER, MOUNTING ASSY .....	1
46	1580348	SWITCH (3 Speed) .....	1
47	1580506	WIRE ASSY .....	1
48	1579059	BLOWER ASSY .....	1

† Not Illustrated

**WHEN ORDERING PARTS, ALWAYS STATE MODEL AND SERIAL NO. OF MACHINE**

# CLARK EQUIPMENT COMPANY



**CONVERTER GROUP**

1754

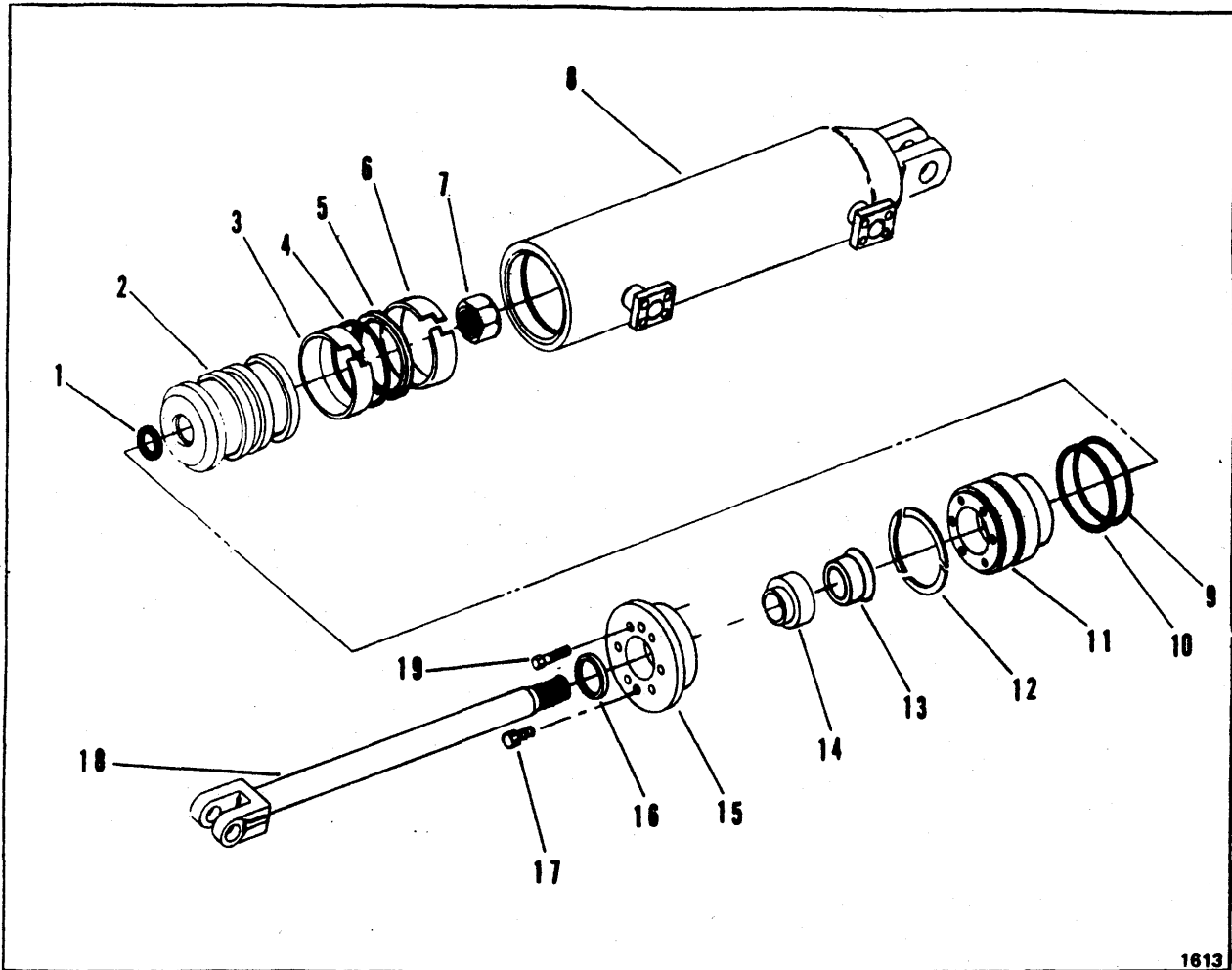
# CLARK EQUIPMENT COMPANY

## CONVERTER GROUP

Item	Part No.	Description	Qty.	Item	Part No.	Description	Qty.
1	2C-720	BOLT .....	6	38	1C-820	BOLT .....	6
2	4E-07	LKWSHR .....	6	39	4C-714	SCREW .....	8
3	223925	RING .....	3	40	25E-19	LKWSHR .....	8
4	225601	BEARING .....	3	41	214596	BEARING .....	1
5	230811	SUPPORT .....	3	42	214923	HUB, Impeller .....	1
6	230812	GEAR (47T) .....	3	43	60K-40616	O-RING .....	1
7	658130	RING .....	1	44	233056	IMPELLER.....	1
8	231184	SLEEVE ASSY (Inc. 7, 9) .....	1	45	230855	RING .....	1
9	224039	RING .....	1	46	230810	BAFFLE .....	1
10	231080	GASKET .....	1	47	231458	RING.....	1
11	60K-40106	O-RING .....	1	48	231040	GASKET .....	1
12	60K-40100	O-RING .....	1	49	231038	PLATE .....	1
13	60K-40026	O-RING .....	1	50	4E-06	LKWSHR .....	9
14	-----	PUMP, VALVE & FILTER ASSY - See Index .....	1	51	1C-628	BOLT .....	9
15	-----	OMIT .....	-	52	24K-6	PLUG .....	1
16	230805	GEAR .....	1	53	619023	WASHER .....	8
17	224009	RING .....	1	54	209313	BOLT .....	8
18	221653	RING .....	1	55	-----	OMIT .....	-
19	230808	SUPPORT, Stator .....	1	56	-----	OMIT .....	-
20	214933	SHAFT .....	1	57	-----	OMIT .....	-
21	214985	GEAR (28T) .....	1	58	-----	OMIT .....	-
22	224116	RING .....	1	59	-----	OMIT .....	-
23	223925	RING .....	1	60	-----	OMIT .....	-
24	225601	BEARING .....	1	61	214988	BEARING .....	1
25	231636	SHAFT .....	1	62	666542	RING .....	1
26	231635	GEAR (29T) .....	1	63	232535	O-RING .....	1
27	3C-740	BOLT .....	3	64	659065	RING .....	2
28	231634	SHAFT, Low-Low Idler .....	1	65	801878	TURBINE .....	1
29	231624	BEARING .....	1	66	-----	OMIT .....	-
30	231633	LOW-LOW IDLER GEAR (24T) .....	1	67	-----	OMIT .....	-
31	231624	BEARING .....	1	68	743035	RING .....	1
32	743039	LKWSHR .....	2	69	233058	MEMBER, Reaction .....	1
33	4C-720	SCREW .....	2	70	229566	SPACER .....	1
34	231642	HOUSING & TUBE ASSY .....	1	71	214953	RING .....	1
35	225597	BEARING .....	1	72	-----	PLATE (See Page V17-1) .....	-
36	222079	RING .....	1	73	-----	GASKET (See Page V17-1) .....	-
37	7E-08	LKWSHR .....	6	74	-----	VALVE (See Page V17-1) .....	-

**WHEN ORDERING PARTS, ALWAYS STATE MODEL AND SERIAL NO. OF MACHINE**

CLARK EQUIPMENT COMPANY



1613

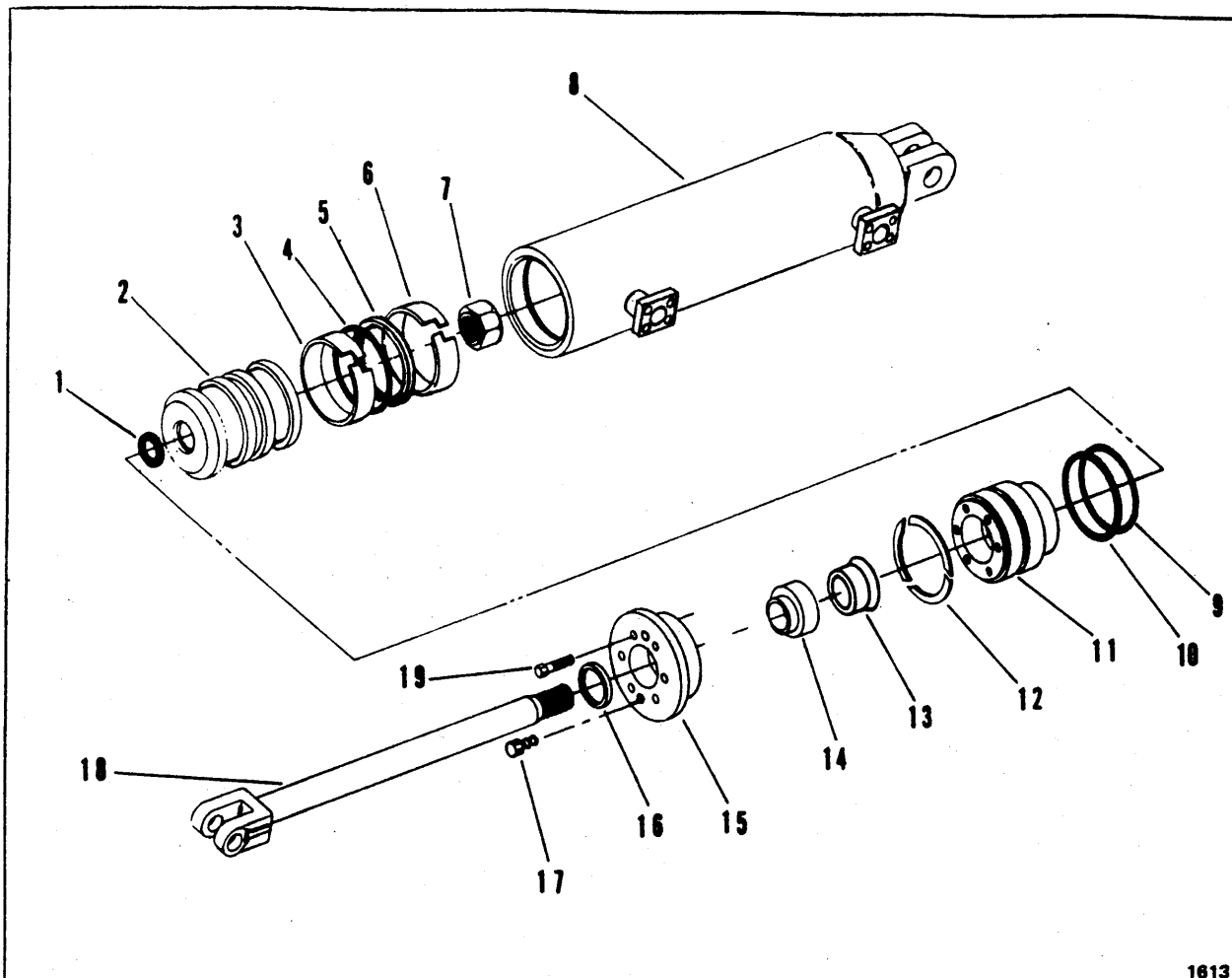
CYLINDER ASSEMBLY - 4" ENDGATE AND ROLLING FLOOR

Item	Part No.	Description	Qty.
A	1574339	CYLINDER ASSY (Inc. 1 thru 19) .....	4
B	1577635	REPAIR KIT (Inc. 1, 3, 4, 5, 6, 9, 10, 12, 13, 14 & 16) .....	-
NOTE: Two (4) Cylinder Assy's required per machine - Quantities listed below are for one (1) Cylinder Assembly only.			
1	25K-40104	O-RING .....	1
2	1575027	PISTON .....	1
3	1503012	RING, Wear .....	1
4	1503463	RING, Inner .....	1
5	1503018	RING, Outer .....	1
6	1503012	RING, Wear .....	1

Item	Part No.	Description	Qty.
7	1576229	LOCKNUT .....	1
8	1574340	BARREL, Cylinder .....	1
9	25K-40324	O-RING .....	1
10	743816	RING .....	1
11	1575021	HEAD .....	1
12	1575024	RETAINER .....	3
13	1569520	MONOSEAL .....	1
14	1575023	BUSHING .....	1
15	1575025	FLANGE .....	1
16	1564612	WIPER .....	1
17	21C-512	BOLT .....	2
18	1574338	ROD, Cylinder .....	1
19	21C-520	BOLT .....	6

WHEN ORDERING PARTS, ALWAYS STATE MODEL AND SERIAL NO. OF MACHINE

CLARK EQUIPMENT COMPANY



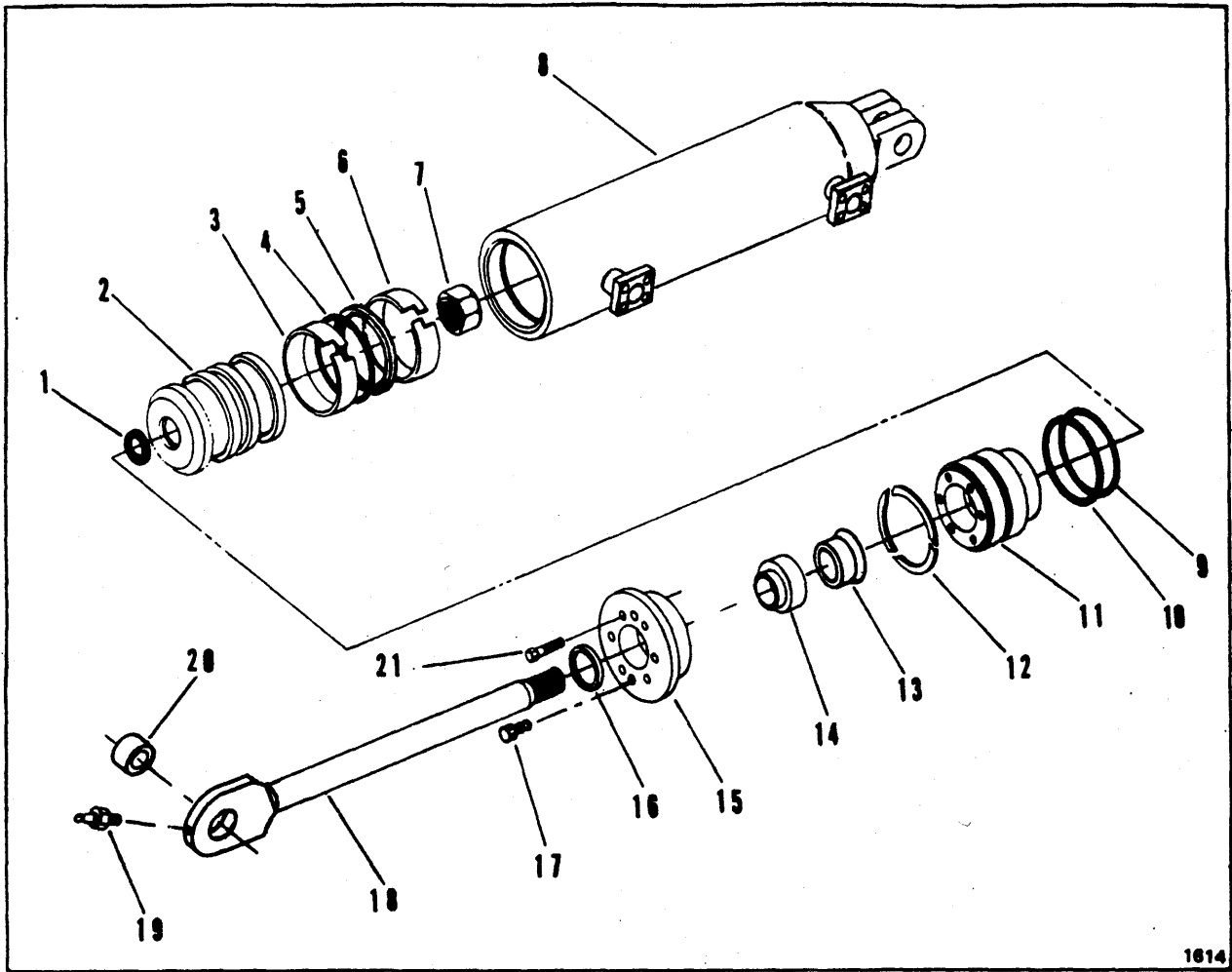
1813

CYLINDER ASSEMBLY - 4" LIFT

Item	Part No.	Description	Qty.	Item	Part No.	Description	Qty.
A	1575107	CYLINDER ASSY (Inc. 1 thru 19) .....	4	7	1576229	LOCKNUT .....	1
B	1577635	REPAIR KIT (Inc. 1, 3, 4, 5, 6, 9, 10, 12, 13, 14 & 16) .....	-	8	1575106	BARREL, Cylinder .....	1
NOTE: Two (4) Cylinder Assy's required per machine - Quantities listed below are for one (1) Cylinder Assembly only.				9	25K-40324	O-RING .....	1
1	25K-40104	O-RING .....	1	10	743816	RING .....	1
2	1575027	PISTON .....	1	11	1575021	HEAD .....	1
3	1503012	RING, Wear .....	1	12	1575024	RETAINER .....	3
4	1503463	RING, Inner .....	1	13	1569520	MONOSEAL .....	1
5	1503018	RING, Outer .....	1	14	1575023	BUSHING .....	1
6	1503012	RING, Wear .....	1	15	1575025	FLANGE .....	1
				16	1564612	WIPER .....	1
				17	21C-512	BOLT .....	2
				18	1571812	ROD, Cylinder .....	1
				19	21C-520	BOLT .....	6

WHEN ORDERING PARTS, ALWAYS STATE MODEL AND SERIAL NO. OF MACHINE

# CLARK EQUIPMENT COMPANY



### CYLINDER ASSEMBLY - 4" STEERING

Item	Part No.	Description	Qty.
A	1575015	CYLINDER ASSY (Inc.1 thru 21)	2
B	1577835	REPAIR KIT (Inc.1, 3, 4, 5, 6, 9, 10, 12, 13, 14 & 16)	-
NOTE: Two (2) Cylinder Assy's required per machine - Quantities listed below are for one (1) Cylinder Assembly only.			
1	25K-40104	O-RING	1
2	1575027	PISTON, Cylinder	1
3	1503012	RING, Wear	1
4	1503463	RING, Inner	1
5	1503018	RING, Outer	1
6	1503012	RING, Wear	1

Item	Part No.	Description	Qty.
7	1576229	LOCKNUT	1
8	1575016	BARREL, Cylinder	1
9	25K-40324	O-RING	1
10	743816	RING	1
11	1575021	HEAD	1
12	1575024	RETAINER	3
13	1569520	MONOSEAL	1
14	1575023	BUSHING	1
15	1575025	FLANGE	1
16	1584612	WIPER	1
17	21C-512	BOLT	2
18	1571804	ROD, Cylinder (Inc. 19, 20)	1
19	10H-25	FITTING, Grease	1
20	1564670	BUSHING	1
21	21C-520	BOLT	6

**WHEN ORDERING PARTS, ALWAYS STATE MODEL AND SERIAL NO. OF MACHINE**



# CLARK EQUIPMENT COMPANY

## "E" GROUP CONTENTS

### Electrical Group:

Electrical Gauges & Instrument Panel – Front .....	E 3
Electrical Gauges & Instrument Panel – Rear .....	E 5
Electrical System – Tractor .....	E 7

### Elevator Group:

Elevator Assembly .....	E 9
Elevator Chain .....	E 11
Elevator Control & Linkage .....	E 13
Elevator Hydraulic Motor .....	E 15

Endgate & Stabilizer .....	E 17
----------------------------	------

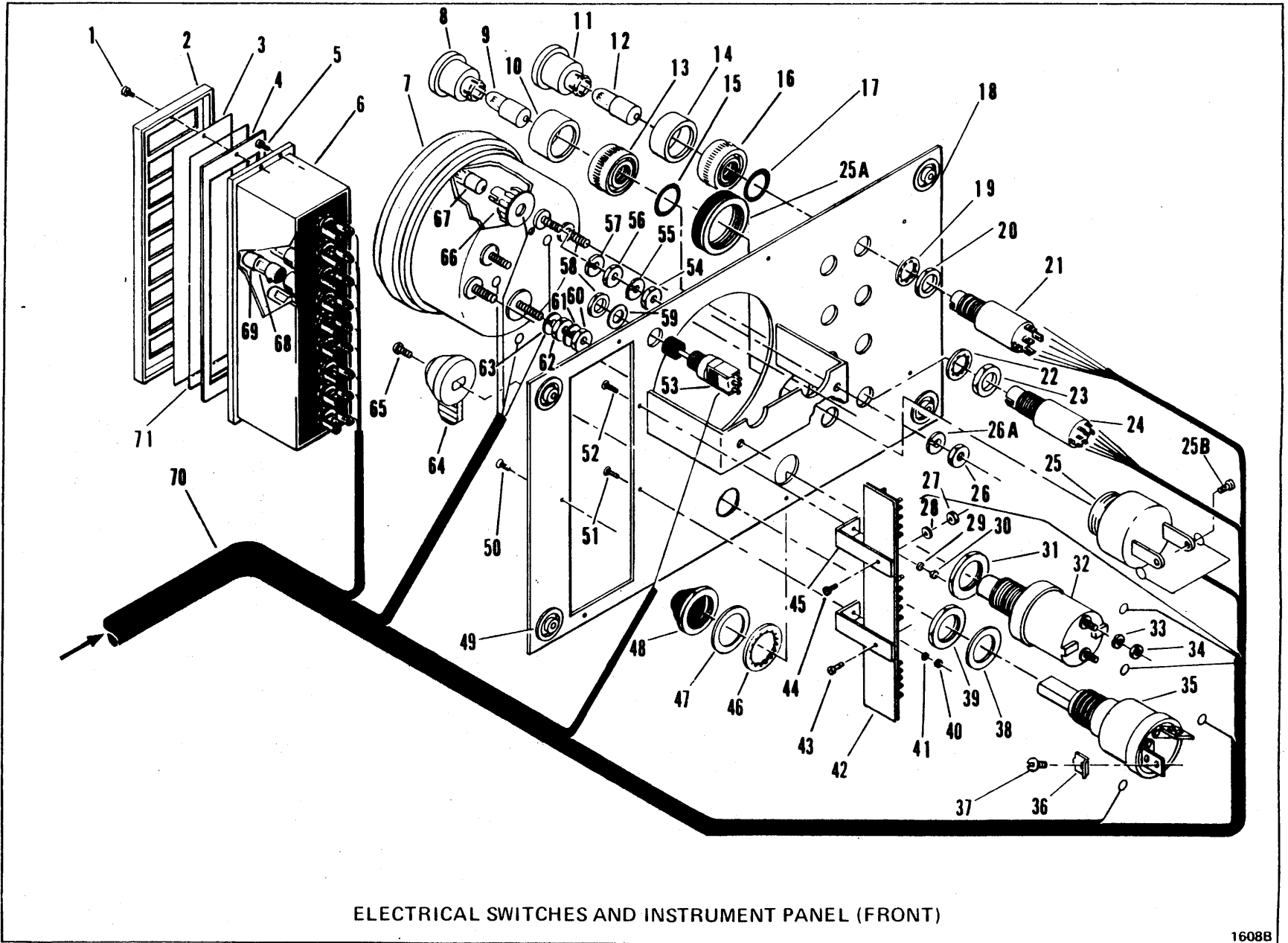
### Engine Group:

Engine Air Cleaner .....	E 18
Engine Air Cleaner & Connections .....	E 19
Engine Air Cleaner – Option .....	E 21
Engine Air Cleaner & Connections – Option .....	E 22
Engine & Accessories .....	E 23
Engine Controls .....	E 25
Engine Exhaust System .....	E 26

E2-1

(1D1)

PM 4045  
Printed in U.S.A.



CLARK EQUIPMENT COMPANY

1608B

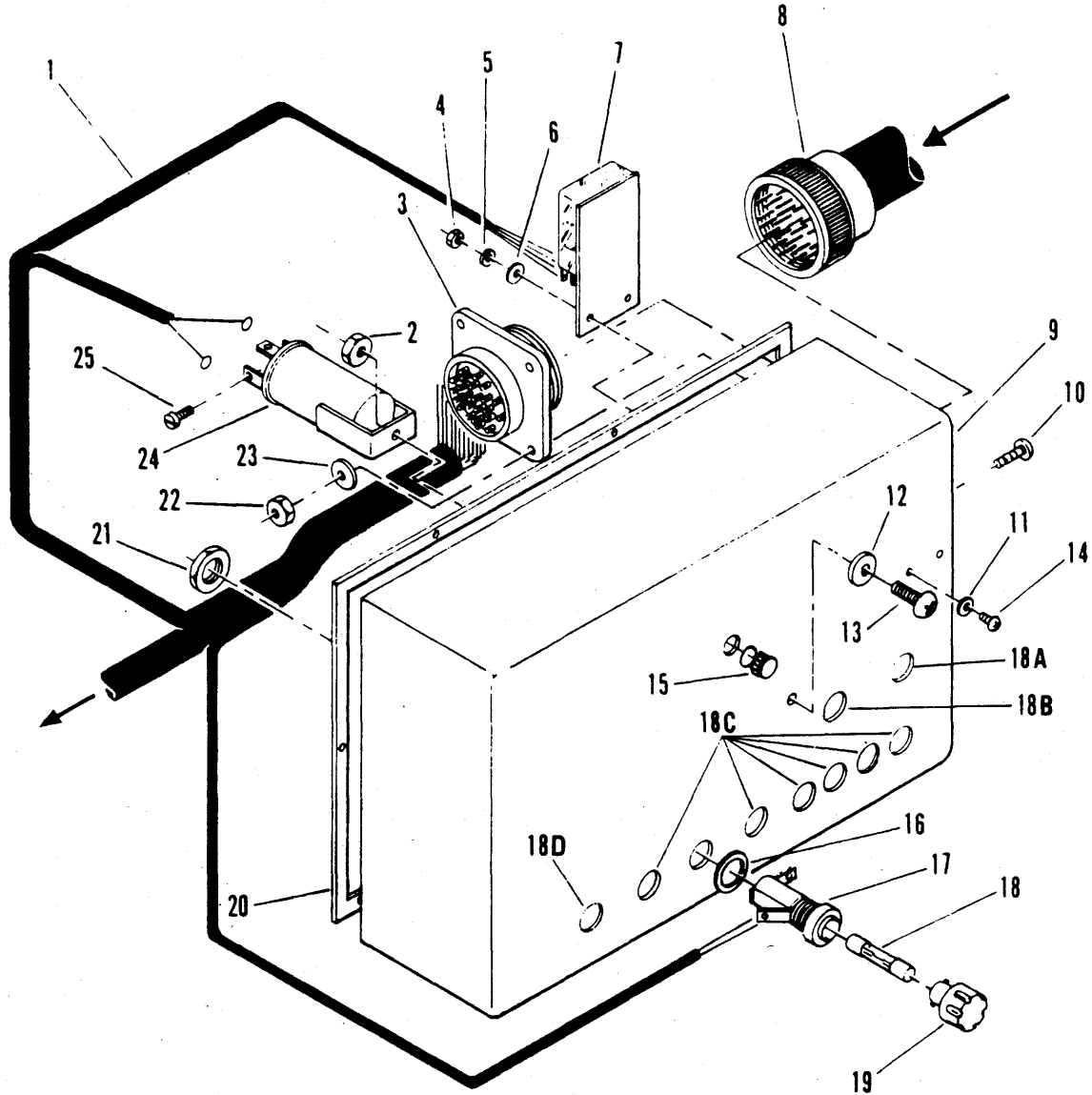
# CLARK EQUIPMENT COMPANY

## ELECTRICAL SWITCHES AND INSTRUMENT PANEL – FRONT For Serial: 222A-101 thru 277

Item	Part No.	Description	Qty.	Item	Part No.	Description	Qty.
A	1574450	INSTRUMENT PANEL (Inc. Front & Rear) .....	1	33	----	§ LKWSHR .....	2
1	85G-405	BOLT .....	2	34	----	§ NUT (Inc. w/32) .....	2
2	1564618	COVER .....	1	35	1576774	SWITCH, Ignition (Inc. 36, 37, 38, 39, 64, 65) .....	1
3	1564619	LENS .....	1	36	----	§ LKWSHR (Inc. w/35) .....	1
4	1564621	SEAL .....	1	37	----	§ BOLT (Inc. w/35) .....	1
5	87G-408	BOLT .....	2	38	----	§ WASHER (Inc. w/35) .....	1
6	1576819	BOX, Lamp .....	1	39	----	§ NUT (Inc. w/35) .....	1
7	1574862	TACHOMETER .....	1	40	50D-06	NUT .....	1
8	1564623	CAP, Left .....	1	41	763143	WASHER .....	1
8A	1564624	CAP, Right .....	1	42	1564680	BOARD, Terminal .....	1
9	1718767	BULB .....	2	43	----	§ BOLT (Inc. w/42) .....	1
10	1564625	COVER, Rubber .....	2	44	----	§ BOLT (Inc. w/42) .....	1
11	1564622	CAP .....	6	45	----	§ STRAP (Inc. w/42) .....	2
12	1718767	BULB .....	6	46	----	§ LKWSHR (Inc. w/32) .....	1
13	----	§ CAP (Inc. w/24) .....	2	47	----	§ FLATWASHER (Inc. w/32) .....	1
14	1564625	COVER, Rubber .....	6	48	----	§ COVER (Inc. w/32) .....	1
15	----	§ O-RING (Inc. w/24) .....	2	49	1564616	MOUNT, Shock .....	4
16	----	§ CAP (Inc. w/21) .....	6	50	1G-406	BOLT .....	6
17	----	O-RING (Inc. w/21) .....	6	51	87G-405	BOLT .....	1
18	1564679	PANEL .....	1	52	87G-405	BOLT .....	1
19	----	§ LKWSHR (Inc. w/21) .....	6	53	1564617	SWITCH, Test (Inc. 58, 59) .....	1
20	----	§ NUT (Inc. w/21) .....	6	54	----	§ NUT (Inc. w/7) .....	1
21	1564682	SWITCH (Inc. 11, 12, 14, 16, 17, 19, 20) .....	6	55	----	§ LKWSHR (Inc. w/7) .....	1
22	----	§ LKWSHR (Inc. w/24) .....	2	56	----	§ NUT (Inc. w/7) .....	1
23	----	§ NUT (Inc. w/24) .....	2	57	----	§ LKWSHR (Inc. w/7) .....	1
24	1564683	SWITCH, L.H. (Inc. 8, 9, 10, 13, 15, 22, 23) .....	1	58	----	§ NUT (Inc. w/53) .....	1
24A	1564684	SWITCH, R.H. (Inc. 8, 9, 10, 13, 15, 22, 23) .....	1	59	----	§ FLATWASHER (Inc. w/53) .....	1
25	1782699	WARNING DEVICE .....	1	60	----	§ NUT (Inc. w/7) .....	1
25A	----	§ NUT (Inc. w/25) .....	1	61	----	§ LKWSHR (Inc. w/7) .....	1
25B	----	§ BOLT (Inc. w/25) .....	2	62	----	§ NUT (Inc. w/7) .....	1
26	----	§ NUT (Inc. w/7) .....	1	63	----	§ NUT (Inc. w/7) .....	1
27	----	§ NUT .....	2	64	----	§ LEVER (Inc. w/35) .....	1
28	----	§ FLATWASHER .....	2	65	----	§ BOLT (Inc. w/35) .....	1
29	763143	FLATWASHER .....	1	66	----	§ TACHOMETER LIGHT ASSY (Inc. w/7) .....	1
30	50D-06	NUT .....	1	67	----	§ BULB (Inc. w/7) .....	1
31	----	§ NUT (Inc. w/32) .....	1	68	1564615	BULB .....	9
32	600259	SWITCH .....	1	69	OMIT	CAP, Rubber .....	—
				70	----	§ WIRE, Bundle (Inc. w/Panel) .....	1
				71	1564620	LEGEND, Film .....	1

§ Not Sold Separately

**WHEN ORDERING PARTS, ALWAYS STATE MODEL AND SERIAL NO. OF MACHINE**



ELECTRICAL SWITCHES AND INSTRUMENT PANEL - REAR

1608C

# CLARK EQUIPMENT COMPANY

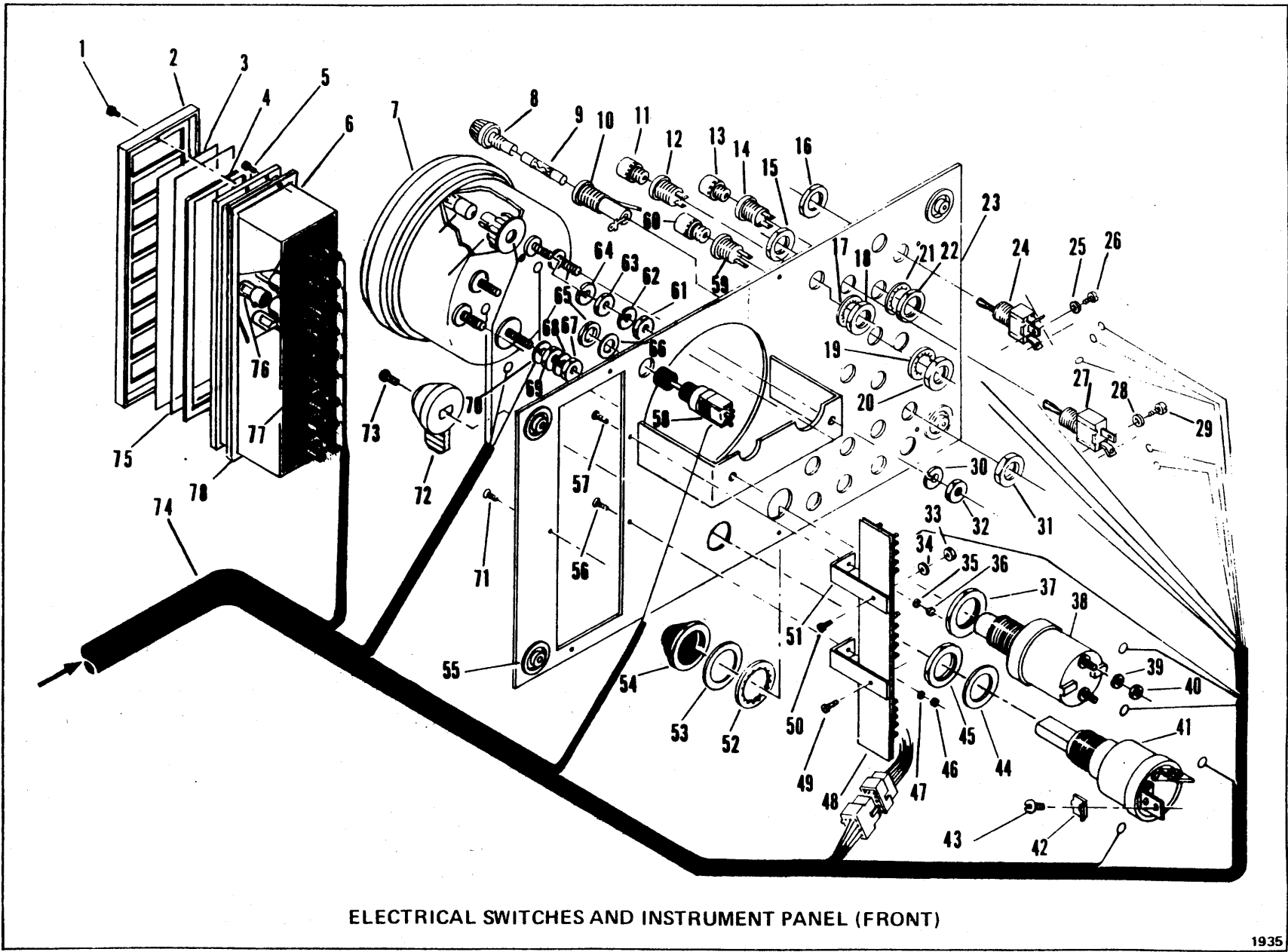
## ELECTRICAL SWITCHES AND INSTRUMENT PANEL – REAR

For Serial: 222A-101 thru 277

Item	Part No.	Description	Qty.
1	----	§ WIRE BUNDLE (Inc. w/Panel) .....	1
2	50D-04	NUT .....	1
3	1564668	CONNECTOR .....	1
4	50D-02	NUT .....	2
5	----	§ LKWSHR .....	2
6	25E-02	FLATWASHER .....	2
7	1564776	RELAY .....	1
8	1576648	WIRE HARNESS .....	1
9	1564678	BOX, Panel Back .....	1
10	87G-608	BOLT .....	4
11	25E-02	FLATWASHER .....	2
12	791855	WASHER .....	1
13	87G-405	BOLT .....	1
14	87G-206	BOLT .....	2
15	1577738	PLUG .....	1
16	----	WASHER (Inc. w/17) .....	10
17	1577568	HOLDER, Fuse (Inc. 16, 19, 21) .....	10
18	1319451	FUSE .....	1
18A	1319451	FUSE .....	1
18B	1319452	FUSE .....	1
18C	601390	FUSE .....	6
18D	1319451	FUSE .....	1
19	----	§ CAP (Inc. w/17) .....	10
20	----	§ SEAL (Inc. w/9) .....	1
21	----	§ NUT (Inc. w/17) .....	10
22	50D-06	NUT .....	4
23	712093	FLATWASHER .....	4
24	1539031	FLASHER (Inc. 25) .....	1
25	----	§ SCREW (Inc. w/24) .....	3

§ Not Sold Separately

**WHEN ORDERING PARTS, ALWAYS STATE MODEL AND SERIAL NO. OF MACHINE**



ELECTRICAL SWITCHES AND INSTRUMENT PANEL (FRONT)

E6-1

(1DS)

PM 4045  
Printed in U.S.A.

# CLARK EQUIPMENT COMPANY

## ELECTRICAL SWITCHES AND INSTRUMENT PANEL – FRONT

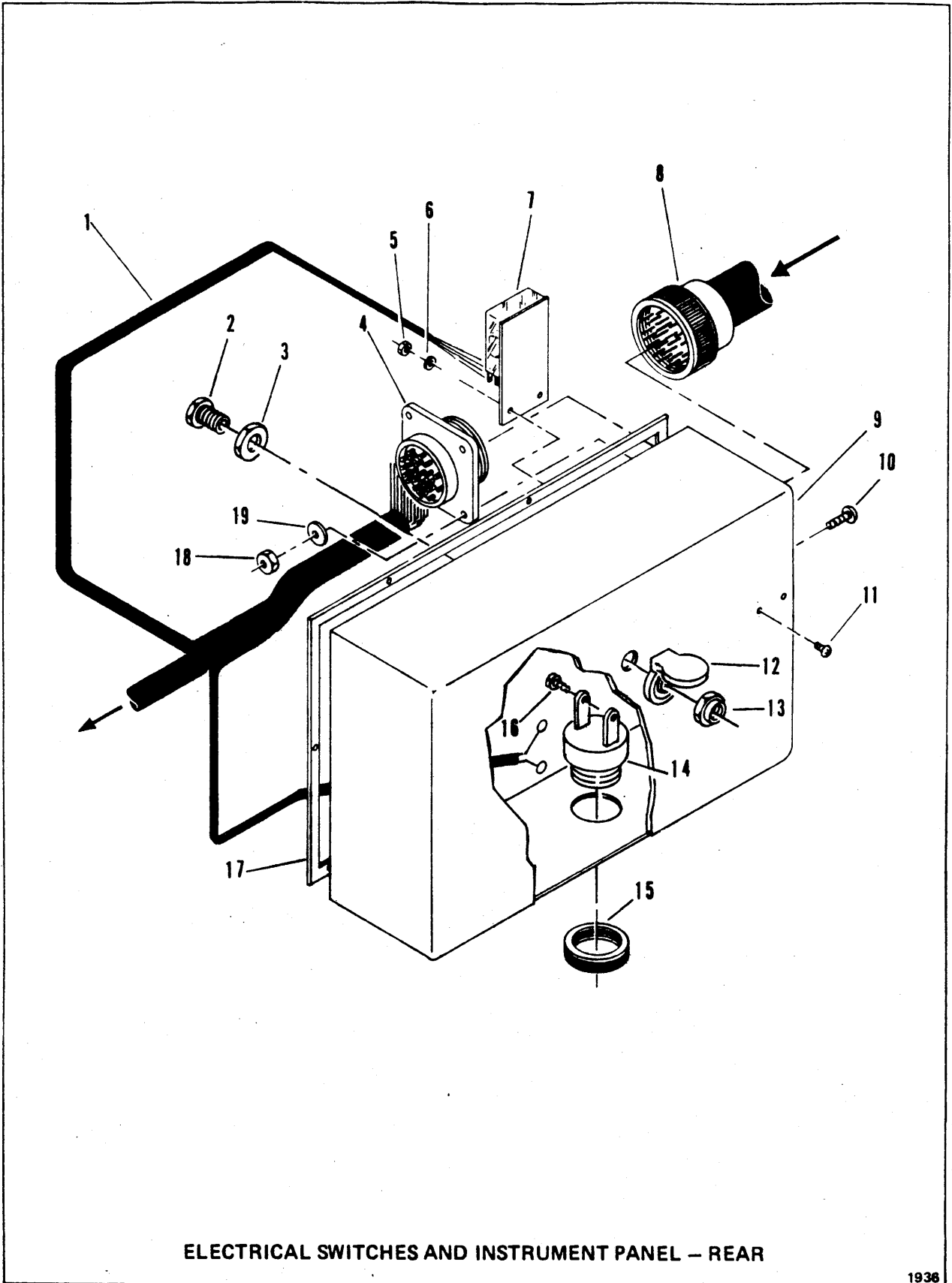
For Serial: 222A-278 & After

Item	Part No.	Description	Qty.	Item	Part No.	Description	Qty.
A	1579722	INSTRUMENT PANEL ASSY (Inc. Front & Rear) .....	1	38	600259	SWITCH, Starter (Inc. 37, 39, 40, 52, 53, 54) ....	1
1	87G-403	SCREW, Pan Head .....	2	39	-----	§ LKWSHR (Inc. w/ 38) .....	2
2	1564618	COVER, Bezel .....	1	40	-----	§ NUT (Inc. w/ 38) .....	2
3	1579935	GLASS, Lens .....	1	41	1576724	SWITCH, Ignition .....	1
4	1579936	SEAL, Rubber .....	1	42	-----	§ LKWSHR (Inc. w/ 41) .....	2
5	75G-408	SCREW .....	2	43	85G-604	SCREW (Inc. w/ 41) .....	2
6	1579932	BOX, Lamp .....	1	44	-----	§ WASHER (Inc. w/ 41) .....	1
7	1574862	TACHOMETER, Hour .....	1	45	-----	§ NUT (Inc. w/ 41) .....	1
8	-----	§ CAP, Fuseholder (Inc. w/ 10) .....	8	46	50D-06	NUT .....	1
9	601390	FUSE (10 Amp) .....	2	47	763143	WASHER .....	1
9A	1310700	† FUSE (2 Amp) .....	2	48	1564680	BOARD, Terminal .....	1
9B	1319451	† FUSE (25 Amp) .....	3	49	-----	§ SCREW, Pan Head (Inc. w/ 48) ....	1
9C	1319452	† FUSE (35 Amp) .....	1	50	-----	§ SCREW, Pan Head (Inc. w/ 48) ....	1
10	6519914	FUSEHOLDER .....	8	51	-----	§ STRAP, Steel (Inc. w/ 48) .....	2
11	-----	§ BULB (ON) (Inc. w/ 12) .....	2	52	-----	§ LKWSHR (Inc. w/ 38) .....	1
12	1579893	LIGHT ASSY (Inc. 11) .....	2	53	-----	§ WASHER (Inc. w/ 38) .....	1
13	-----	§ BULB (LO) (Inc. w/ 14) .....	2	54	-----	§ COVER, Start Button (Inc. w/ 38)	1
14	1579892	LIGHT ASSY (Inc. 13) .....	2	55	1564616	MOUNT, Shock .....	4
15	-----	§ NUT (Inc. w/ 27) .....	2	56	75G-406	SCREW .....	1
16	-----	§ NUT (Inc. w/ 24) .....	2	57	75G-406	SCREW .....	1
17	-----	§ LKWSHR (Inc. w/ 12) .....	2	58	1564617	SWITCH, Test (Inc. 65, 66) .....	1
18	-----	§ NUT (Inc. w/ 12) .....	2	59	1579891	LIGHT (Inc. 17, 18, 60) .....	2
19	-----	§ LKWSHR (Inc. w/ 59) .....	2	60	-----	§ BULB, Light (HI) (Inc. w/ 59) ....	2
20	-----	§ NUT (Inc. w/ 59) .....	2	61	-----	§ NUT (Inc. w/ 7) .....	1
21	-----	§ LKWSHR (Inc. w/ 14) .....	2	62	-----	§ LKWSHR (Inc. w/ 7) .....	1
22	-----	§ NUT (Inc. w/ 14) .....	2	63	-----	§ NUT (Inc. w/ 7) .....	1
23	1579917	PANEL .....	1	64	-----	§ LKWSHR (Inc. w/ 7) .....	1
24	1579913	SWITCH (SPDT) (Inc. 16) .....	3	65	-----	§ NUT (Inc. w/ 58) .....	1
25	15E-06	LKWSHR (Inc. w/ 24) .....	3	66	-----	§ WASHER (Inc. w/ 58) .....	1
26	85G-604	SCREW (Inc. w/ 24) .....	3	67	-----	§ NUT (Inc. w/ 7) .....	1
27	1579912	SWITCH (SPST) (Inc. 15) .....	2	68	-----	§ LKWSHR (Inc. w/ 7) .....	1
28	15E-06	LKWSHR (Inc. w/ 27) .....	2	69	-----	§ NUT (Inc. w/ 7) .....	1
29	85G-604	SCREW (Inc. w/ 27) .....	2	70	-----	§ LKWSHR (Inc. w/ 7) .....	1
30	-----	§ LKWSHR (Inc. w/ 7) .....	1	71	75G-406	SCREW .....	5
31	-----	§ NUT (Inc. w/ 10) .....	1	72	-----	§ LEVER (Inc. w/ 41) .....	1
32	-----	§ NUT (Inc. w/ 7) .....	1	73	-----	§ SCREW (Inc. w/ 41) .....	1
33	-----	§ NUT (Inc. w/ 48) .....	2	74	-----	§ WIRE BUNDLE (Inc. w/ Inst. Panel)	1
34	-----	§ WASHER (Inc. w/ 48) .....	2	75	1579937	LEGEND, Film .....	1
35	763143	WASHER .....	1	76	1564615	LAMP .....	9
36	50D-06	NUT .....	1	77	1579933	SOCKET, Strip .....	1
37	-----	§ NUT (Inc. w/ 38) .....	1	78	1576821	GASKET, Box .....	1

† Not Illustrated

§ Not Sold Separately

**WHEN ORDERING PARTS, ALWAYS STATE MODEL AND SERIAL NO. OF MACHINE**



ELECTRICAL SWITCHES AND INSTRUMENT PANEL - REAR

1938



# CLARK EQUIPMENT COMPANY

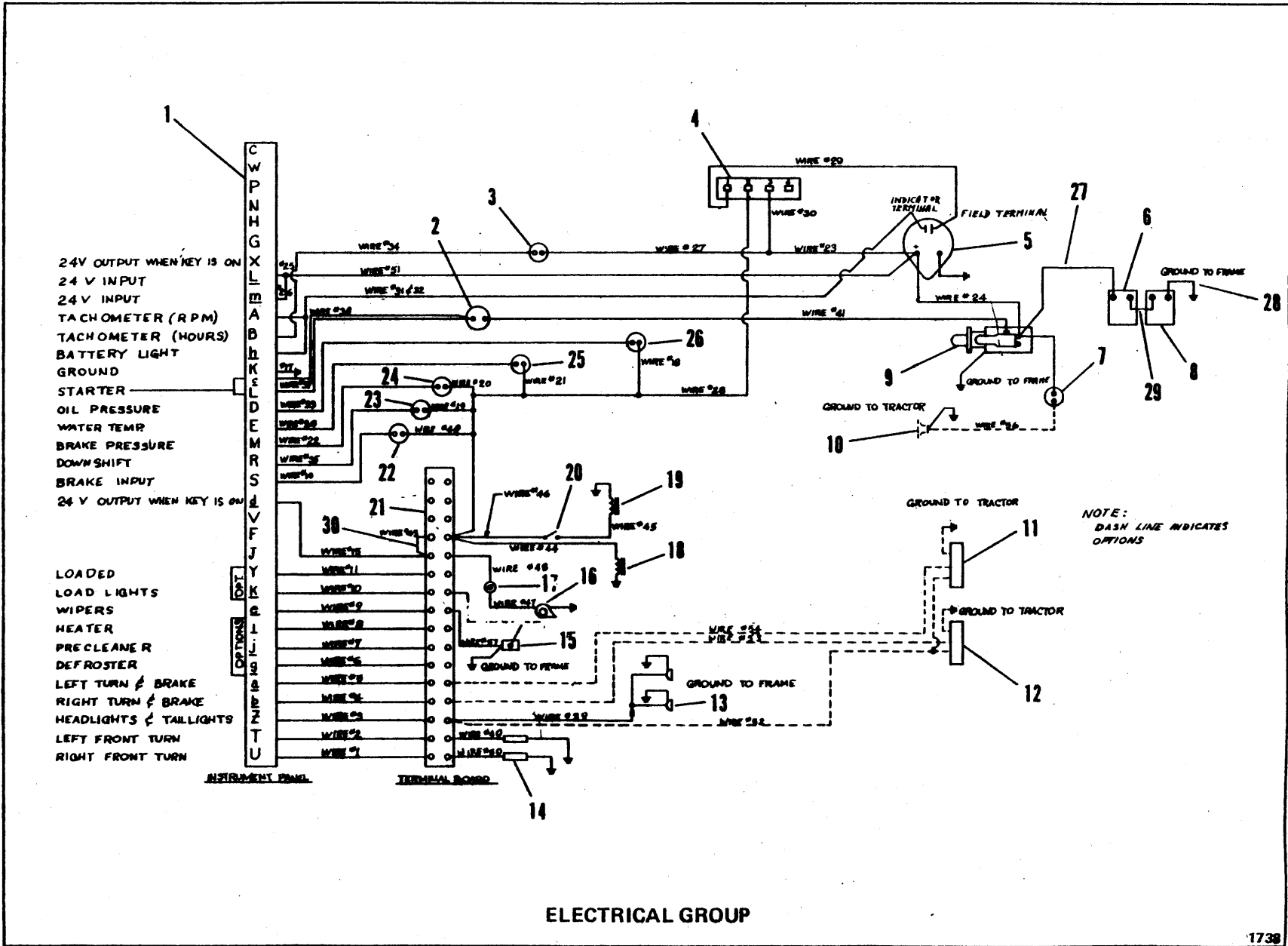
## ELECTRICAL SWITCHES AND INSTRUMENT PANEL – REAR

For Serial: 222A-278 & After

Item	Part No.	Description	Qty.
1	-----	§ WIRE BUNDLE (Inc. w/ Instrument Panel) .....	1
2	1579929	BUSHING (Inc. 3) .....	1
3	-----	§ NUT (Inc. w/ 2) .....	1
4	-----	CONNECTOR (Inc. w/ 1) .....	1
5	50D-02	NUT .....	2
6	15E-4	LKWSHR .....	2
7	1564776	RELAY ASSY .....	1
8	<del>1580238</del>	WIRING HARNESS .....	1
9	1579927	BOX, Panel Back (Inc. w, 3, 12, 13) .....	1
10	87G-608	SCREW, Pan Head .....	4
11	87G-406	SCREW .....	2
12	1579928	COVER (Inc. 13) .....	1
13	-----	§ NUT (Inc. w/ 12) .....	1
14	1782699	ALARM (Inc. 15, 16) .....	1
15	-----	§ RETAINER (Inc. w/ 14) .....	1
16	85G-604	SCREW (Inc. w/ 14) .....	2
17	-----	SEAL (Inc. w/ 9) .....	1
18	50D-06	NUT .....	4
19	712093	WASHER .....	4

§ Not Sold Separately

**WHEN ORDERING PARTS, ALWAYS STATE MODEL AND SERIAL NO. OF MACHINE**



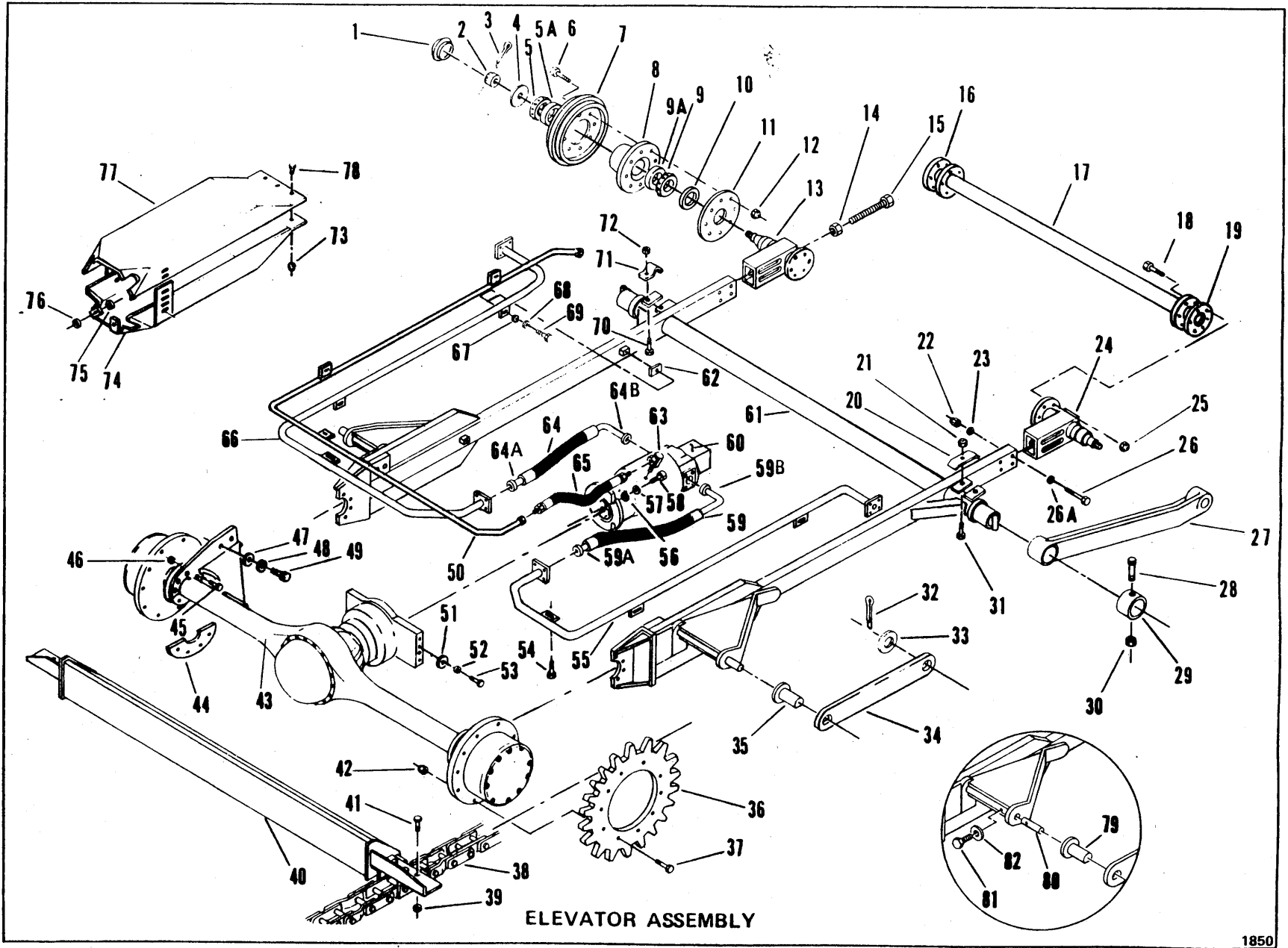
# CLARK EQUIPMENT COMPANY

## ELECTRICAL GROUP

Item	Part No.	Description	Qty.
1	1574450	PANEL, Instrument .....	1
2	229729	SWITCH, Transmission Safety Start .....	1
3	1550963	SWITCH, Hourmeter Pressure .....	1
3A	18F-01	† TEE .....	1
3B	542646	† NIPPLE .....	1
3C	672202	† ADAPTER .....	1
4	1505190	REGULATOR .....	1
5	----	ALTERNATOR – See Engine & Accessories .....	1
6	1310121	BATTERY (Dry) .....	1
7	----	SWITCH, Reverse Pressure .....	1
8	1310121	BATTERY (Dry) .....	1
9	----	STARTER – See Engine & Accessories .....	1
10	----	BACK-UP ALARM – See Options .....	1
11	1574384	TAIL LIGHT, Left Turn & Brake .....	1
12	1574384	TAIL LIGHT, Right Turn & Brake .....	1
13	1566417	HEADLIGHT .....	2
14	1564754	TURN SIGNAL LIGHTS – Front .....	2
15	1572980	MOTOR, Wiper Windshield – See Cab .....	1
16	1576307	HORN .....	1
16A	1576306	† HORN (24V) .....	1
17	600259	BUTTON, Horn .....	1
18	1576528	SOLENOID, Fuel Pump .....	1
19	1576528	SOLENOID, Brake .....	1
20	1565370	SWITCH, Toggle .....	1
21	1564671	BOARD, Terminal .....	1
22	1576848	SWITCH, Brake Input .....	1
23	1564603	SWITCH, Converter Temp. ....	1
24	1576849	SWITCH, Low Brake Pressure .....	1
25	1564604	SWITCH, Water Temperature .....	1
26	583458	SWITCH, Oil Pressure .....	1
27	593227	CABLE .....	1
28	527872	CABLE .....	1
29	584891	CABLE .....	1
30	1575404	WIRE ASSY .....	1

† Not Illustrated

**WHEN ORDERING PARTS, ALWAYS STATE MODEL AND SERIAL NO. OF MACHINE**



ELEVATOR ASSEMBLY

E12-1

(1E1)

PM 4045  
Printed in U.S.A.

# CLARK EQUIPMENT COMPANY

## ELEVATOR ASSEMBLY

Item	Part No.	Description	Qty.	Item	Part No.	Description	Qty.
A	1579421	ELEVATOR ASSY (Inc. 1 thru 26A, 31, 36 thru 78)	1	42	17D-09	NUT .....	20
1	1577404	CAP, Hub .....	2	43	-----	AXLE KIT - See Index .....	1
2	4D-14	NUT, Castle .....	2	44	1577504	BRACE .....	2
3	1F-728	COTTER .....	2	45	23C-1040	BOLT .....	16
4	1575083	WASHER .....	2	46	17D-09	NUT .....	16
5	1575082	CONE .....	2	47	23C-1040	WASHER .....	4
5A	654154	CUP .....	2	48	4E-16	LKWSHR .....	4
6	24C-928	BOLT .....	16	49	23C-1636	BOLT .....	4
7	1575164	ROLLER, Idler .....	2	50	1579396	TUBE .....	1
8	1575173	HUB .....	2	51	25E-19	WASHER .....	8
9	731284	CONE .....	2	52	4E-07	LKWSHR .....	8
9A	660181	CUP .....	2	53	23C-716	BOLT .....	8
10	111965	SEAL .....	2	54	23C-820	BOLT .....	4
11	1575102	PLATE, Cover .....	2	54A	1575820 †	SHIM .....	-
12	66D-09	NUT .....	16	54B	1575821 †	SHIM .....	-
13	1575159	HANGER - R.H. ....	1	55	1579395	TUBE .....	1
13A	1575172 †	ROLLER ASSY (Inc. 1 thru 13) ....	1	56	616792	WASHER .....	4
14	7D-16	NUT, Jam .....	2	57	4E-08	LKWSHR .....	4
15	1574255	BOLT .....	2	58	23C-832	BOLT .....	4
16	1577559 †	SHIM .....	-	59	1576059	HOSE .....	1
17	1577561	MEMBER, Cross .....	1	59A	-----	FLANGE HALF - See Group "A" .....	-
18	23C-840	BOLT .....	12	59B	-----	FLANGE HALF - See Group "A" .....	-
19	1577559 †	SHIM .....	-	60	-----	HYDRAULIC MOTOR ASSY - See Index .....	1
20	1574253	CLAMP .....	1	61	1578564	FRAME, Elevator .....	1
21	17D-03	NUT .....	2	62	523921 †	SHIM .....	-
22	17D-10	NUT .....	8	63	531684	ADAPTER .....	1
23	1562676	WASHER .....	8	64	1576059	HOSE .....	1
24	1575159	HANGER, L.H. ....	1	64A	-----	FLANGE HALF - See Group "A" .....	-
24A	1575172 †	ROLLER ASSY (Inc. 1 thru 12, 24) ....	1	64B	-----	FLANGE HALF - See Group "A" .....	-
25	17D-06	NUT .....	12	65	1564782	HOSE ASSY .....	1
26	23C-1288	BOLT .....	8	66	1579394	TUBE ASSY .....	1
26A	1574492	WASHER .....	8	67	25E-18	WASHER .....	6
27	1573633	ARM, Upper Elevator .....	2	68	4E-06	LKWSHR .....	6
28	23C-680	BOLT .....	2	69	24C-620	BOLT .....	6
29	1574643	RETAINER .....	2	70	23C-648	BOLT .....	1
30	17D-03	NUT .....	2	71	1574254	CLAMP .....	2
31	23C-632	BOLT .....	1	72	17D-03	NUT .....	1
32	1F-1648	COTTER .....	2	73	17D-03	NUT .....	3
33	25E-47	WASHER .....	2	74	1579272	MOTOR GUARD .....	1
34	1561001	ARM, Lower Elevator .....	2	75	25E-19	WASHER .....	2
35	1562382	*BUSHING .....	2	76	25E-19	WASHER .....	2
36	1573286	SPROCKET .....	2	77	1579480	MOTOR GUARD .....	1
37	23C-1048	BOLT .....	20	78	23C-616	BOLT .....	3
38	-----	CHAIN SET - See Index .....	1	79	1579586	BUSHING .....	2
39	17D-06	NUT .....	120	80	1579583 **	ARM .....	2
40	1579008	DRAG .....	15	81	23C-1052 *	BOLT .....	2
41	23C-824	BOLT .....	120	82	25E-26 **	LKWSHR .....	2

\*NOTE: For Serial: Use where applicable.

\*\*NOTE: For Serial: Use where applicable.

† Not Illustrated

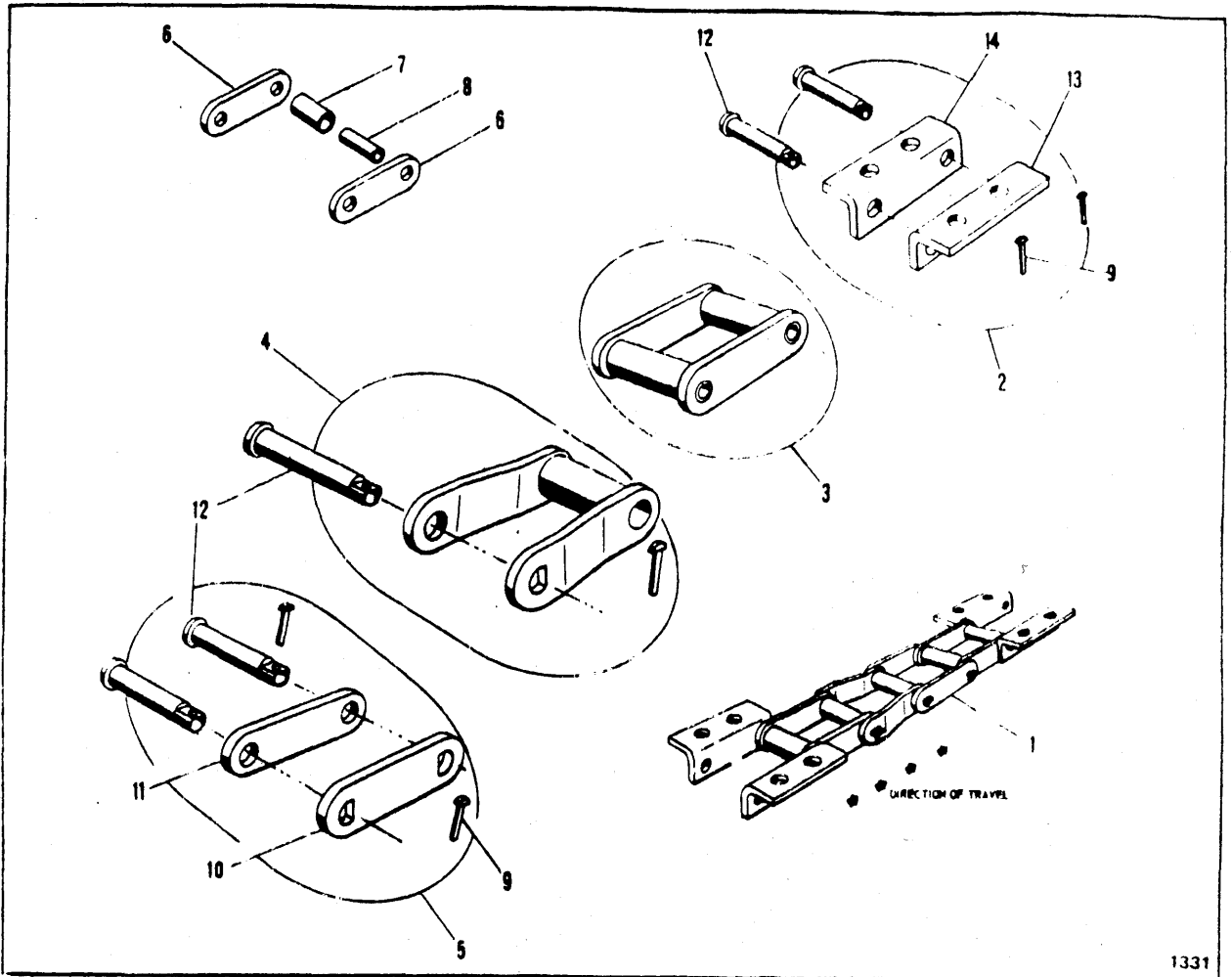
‡ As Required

GROUP	FLANGE HALF	O-RING	BOLT	LKWSHR	SIZE
No. Req'd Per Connection	2	1	4	4	
A	1563278	58K-219	23C-720	4E-07	1"

**WHEN ORDERING PARTS, ALWAYS STATE MODEL AND SERIAL NO. OF MACHINE**



# CLARK EQUIPMENT COMPANY



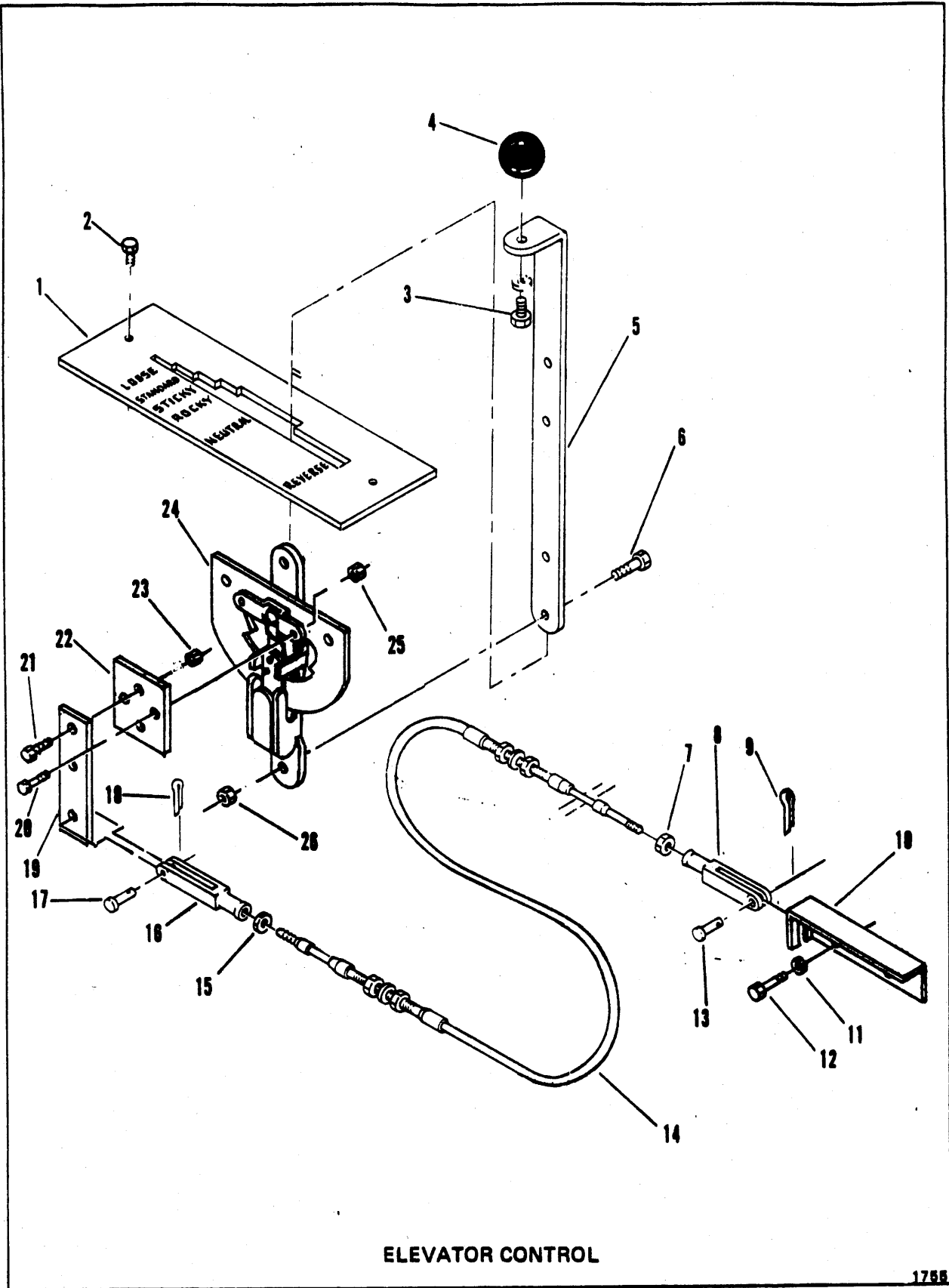
1331

## CHAIN - ELEVATOR

Item	Part No.	Description	Qty
1	1574835	*CHAIN SET (Inc. L.H. Assy & R.H. Assy)	1
NOTE: One (1) Chain Set required per Elevator - Quantities listed below are for one (1) Chain Assy. It is recommended that chains be installed in pairs to assure equal lengths.			
2	949176	ATTACHMENT LINK ASSY (Inc. 9, 12, 13, 14)	15
3	949175	BLOCK LINK ASSY (Inc. 6, 7, 8)	30
4	949173	MASTER LINK ASSY (Inc. 12)	15
5	949174	CONN. LINK ASSY (Inc. 9, 10, 11, 12)	15
6	1574843	BAR	60
7	1574848	ROLLER	75
8	1574847	BUSHING	75
9	1566481	KEY (Sold in lots of 100)	75
10	1574842	BAR, Key Side	15
11	1574841	BAR, Head Side	15
12	1574846	PIN	75
13	1574845	LINK, Key Side	15
14	1574844	LINK, Head Side	15

**WHEN ORDERING PARTS, ALWAYS STATE MODEL AND SERIAL NO. OF MACHINE**

CLARK EQUIPMENT COMPANY



ELEVATOR CONTROL

1755

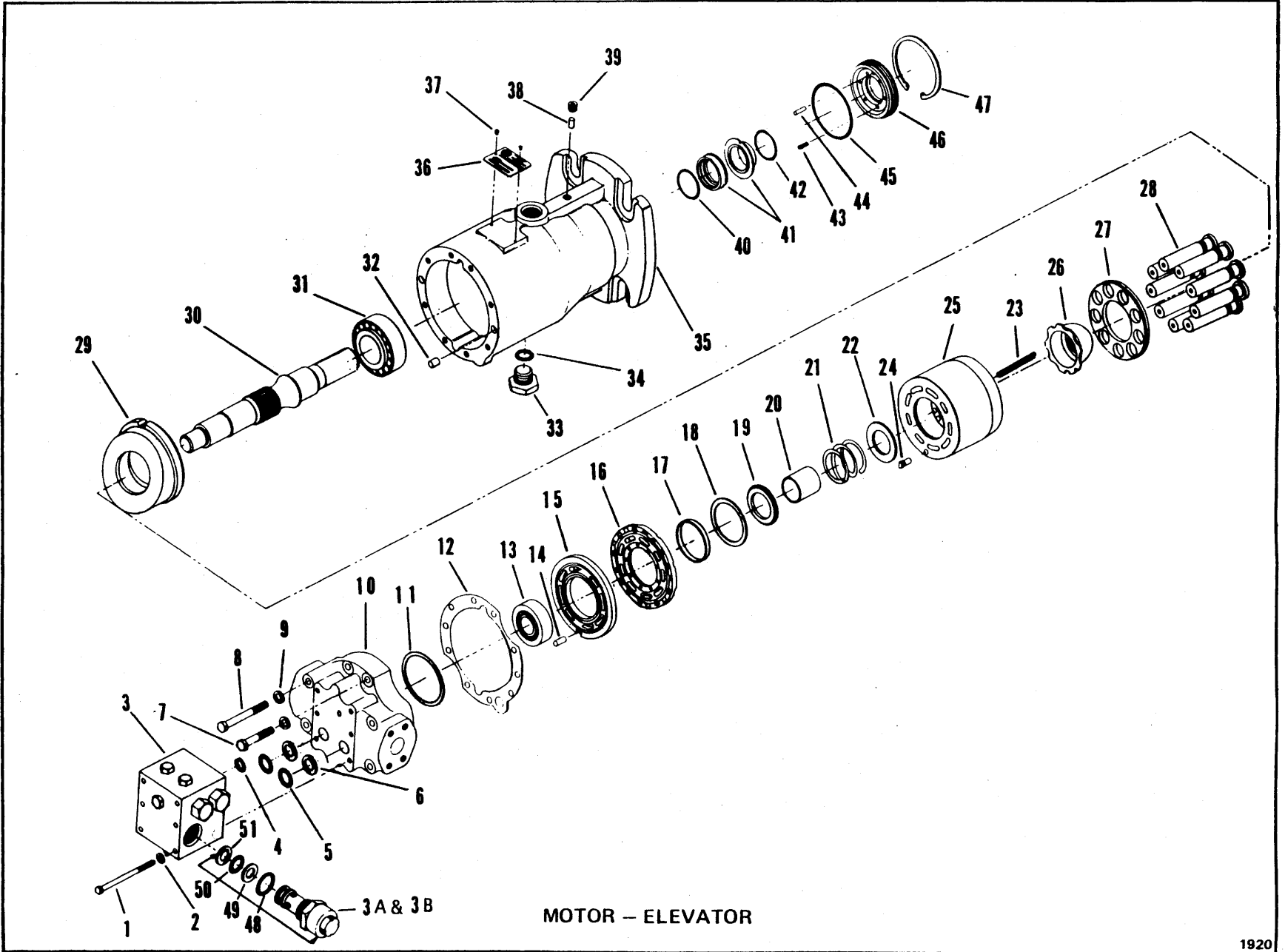


# CLARK EQUIPMENT COMPANY

## ELEVATOR CONTROL

Item	Part No.	Description	Qty.
1	1577338	CONSOLE .....	1
2	1309067	BOLT .....	2
3	24C-608	BOLT .....	1
4	509772	KNOB .....	1
5	1576521	LEVER .....	1
6	23C-412	BOLT .....	2
7	8D-4	NUT .....	1
8	2J-4200	CLEVIS .....	1
9	1F-207	COTTER .....	1
10	1576812	BRACKET .....	1
11	25E-14J	LKWSHR .....	2
12	23C-440	BOLT .....	2
13	4F-04051	PIN .....	1
14	1576834	CABLE ASSY .....	1
15	8D-4	NUT .....	1
16	2J-4200	CLEVIS .....	1
17	4F-04051	PIN .....	1
18	1F-207	COTTER .....	1
19	1575931	ARM .....	1
20	23C-412	BOLT .....	2
21	23C-412	BOLT .....	2
22	----	FLAT .....	1
23	17D-01	NUT .....	2
24	1564843	CONTROL .....	1
25	17D-01	NUT .....	2
26	17D-01	NUT .....	2

**WHEN ORDERING PARTS, ALWAYS STATE MODEL AND SERIAL NO. OF MACHINE**



MOTOR - ELEVATOR

# CLARK EQUIPMENT COMPANY

## MOTOR ASSEMBLY – ELEVATOR

Item	Part No.	Description	Qty.
A	1579117	MOTOR ASSY, Elevator (Inc. 1 thru 51)	1
B	1579713	CYLINDER BLOCK KIT (Inc. 16 thru 28) (For Serial: 222A-208 & After)	1
C	6518508	CYLINDER BLOCK KIT (Inc. 16 thru 28) (For Serial: 222A-101 thru 222A-207)	1
D	6518528	SEAL KIT (Inc. 40 thru 47)	1
E	6518500	SEAL KIT (Inc. 4, 5 & 6)	1
F	1579678	MANIFOLD VALVE KIT (Inc. 1, 2, 3, 3A, 4, 5 & 6) (For Serial: 222A-208 & After)	1
G	6518452	MANIFOLD VALVE KIT (Inc. 1, 2, 3, 3A, 4, 5 & 6) (For Serial: 222A-101 thru 222A-207)	1
1	1C-560	SCREW	6
2	6518414	WASHER	6
3	1579714	MANIFOLD, Valve	1
3A	1579751	VALVE, Relief – See "F" (For Serial: 222A-208 & After)	1
3B	6518416	VALVE, Relief – See "G" (For Serial: 222A-101 thru 222A-207)	1
4	25K-20028	O-RING	1
5	948254	O-RING	2
6	6518417	RING, Back-Up	2
7	1C-736	SCREW	4
8	1C-752	SCREW	4
9	6518418	WASHER	8
10	1577841	END CAP	1
11	6518420	‡ SHIM	—
12	6518421	GASKET	1
13	1577497	BEARING	1
14	6518423	PIN	1
15	6518424	PLATE	1
16	----	PLATE – See "B"	1
17	----	PILOT – See "B"	1
18	----	RING – See "B"	1
19	----	RETAINER – See "B"	1
20	----	GUIDE – See "B"	1
21	----	SPRING – See "B"	1
22	----	SEAT – See "B"	1
23	----	SPRING – See "B"	6
24	----	PIN – See "B"	1
25	----	BLOCK, Cylinder – See "B"	1
26	----	GUIDE – See "B"	1
27	----	RETAINER – See "B"	1
28	----	PISTON – See "B"	9
29	5201879	PLATE, Swash	1
30	1577492	SHAFT	1
31	1577496	BEARING	1
32	6518460	PIN	2
33	24K-07	PLUG	1
34	91F-07	O-RING	1
35	5201880	HOUSING	1
36	6518462	NAMEPLATE	1
37	6C-403	SCREW, Drive	2
38	1577531	PIN	1
39	6518510	PLUG	1
40	6518468	O-RING	1
41	6518469	SEAL KIT	1
42	6518468	O-RING	1
43	6518470	PIN	1
44	6518471	SPRING	8
45	25K-40316	O-RING	1
46	6518472	RETAINER	1
47	1320110	RING	1
48	91F-9	O-RING	1
49	6518728	RING, Back-Up	1
50	893679	O-RING	1
51	6518728	RING, Back-Up	1

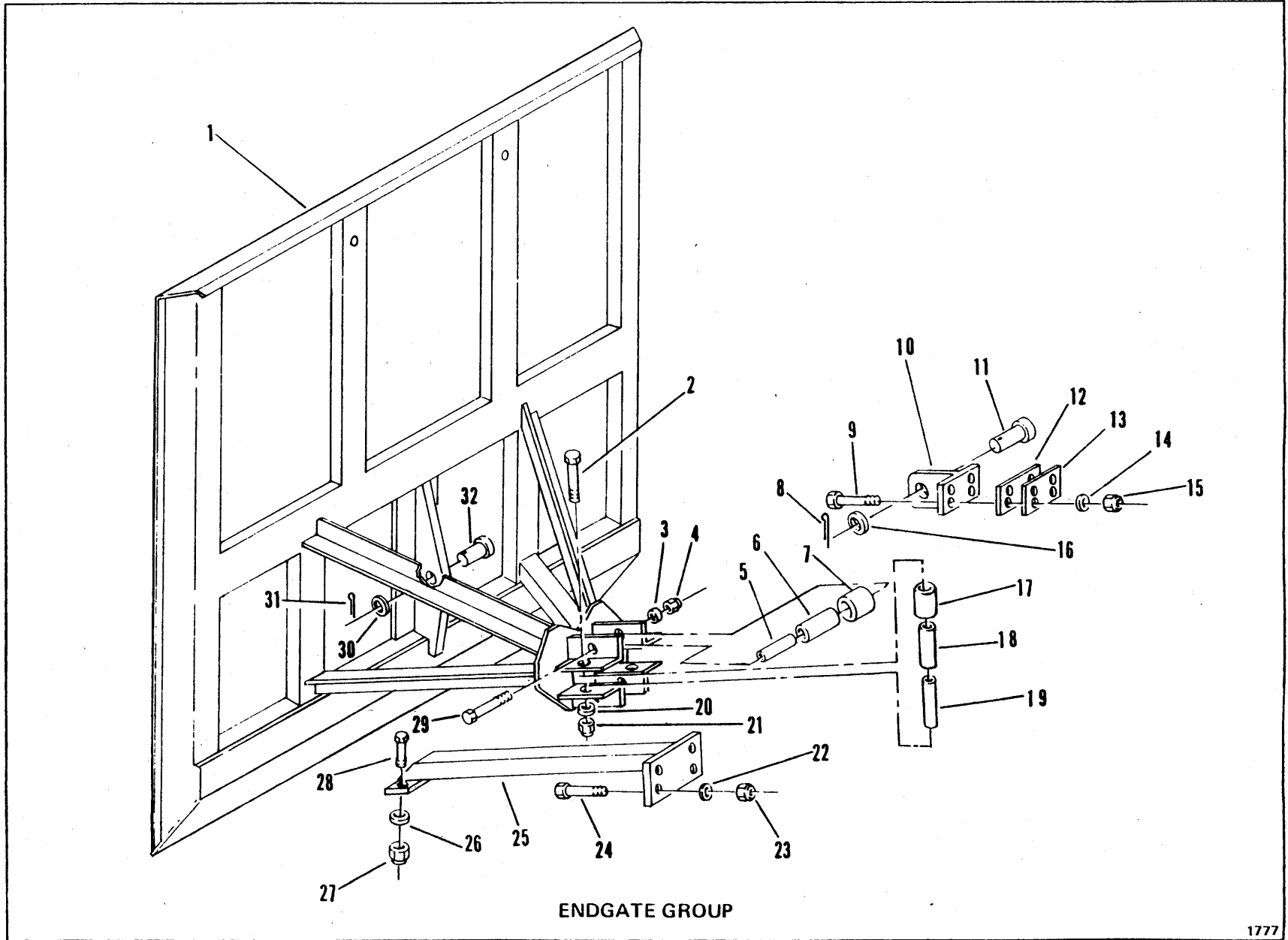
‡ As Required  
§ Not Sold Separately

**WHEN ORDERING PARTS, ALWAYS STATE MODEL AND SERIAL NO. OF MACHINE**

E20-1

(1E8)

PM 4045  
Printed in U.S.A.



CLARK EQUIPMENT COMPANY

# CLARK EQUIPMENT COMPANY

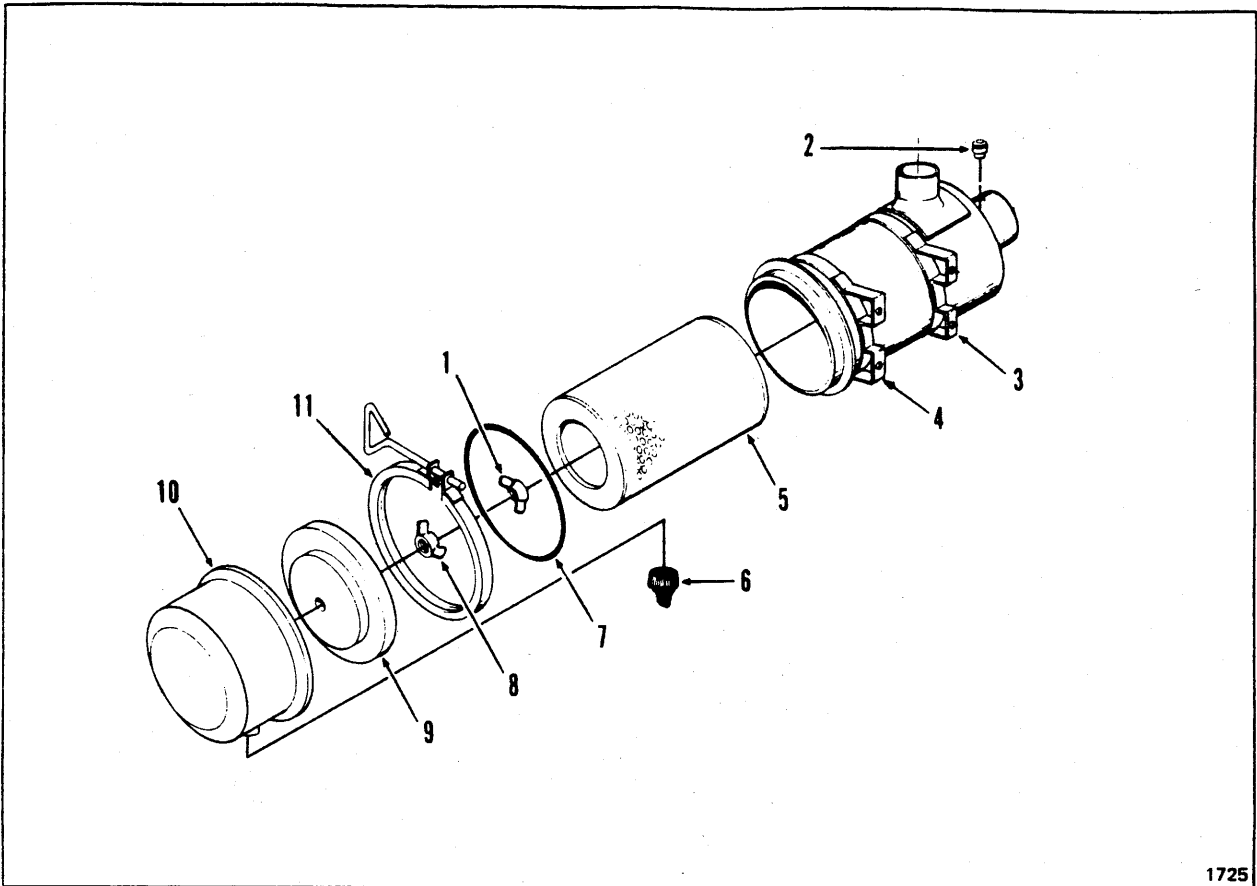
## ENDGATE GROUP

Item	Part No.	Description	Qty.
1	1574265	ENDGATE .....	1
1A	1564692	†BUSHING .....	1
2	23C-1072	BOLT .....	2
3	703891	WASHER .....	2
4	17D-9	NUT .....	2
5	1575245	SLEEVE .....	2
6	1566345	BUSHING .....	2
7	1566346	ROLLER .....	2
8	1F-840	COTTER .....	1
9	23C-848	BOLT .....	4
10	1574619	LUG .....	1
10A	1564692	†BUSHING .....	1
11	1562797	PIN .....	1
12	1574772	‡SHIM .....	-
13	1574773	‡SHIM .....	-
14	703891	WASHER .....	4
15	17D-6	NUT .....	4
16	25E-31	WASHER .....	1
17	1566346	ROLLER .....	2
18	1566345	BUSHING .....	2
19	1575245	SLEEVE .....	2
20	703891	WASHER .....	2
21	17D-9	NUT .....	2
22	703891	WASHER .....	4
23	17D-6	NUT .....	4
24	23C-824	BOLT .....	4
25	1574123	TRACK .....	1
26	703891	WASHER .....	2
27	17D-6	NUT .....	2
28	23C-824	BOLT .....	2
29	23C-1072	BOLT .....	2
30	25E-31	WASHER .....	1
31	23C-1072	COTTER .....	1
32	1562797	PIN .....	1

†As Required  
‡Not Illustrated

**WHEN ORDERING PARTS, ALWAYS STATE MODEL AND SERIAL NO. OF MACHINE**

**CLARK EQUIPMENT COMPANY**



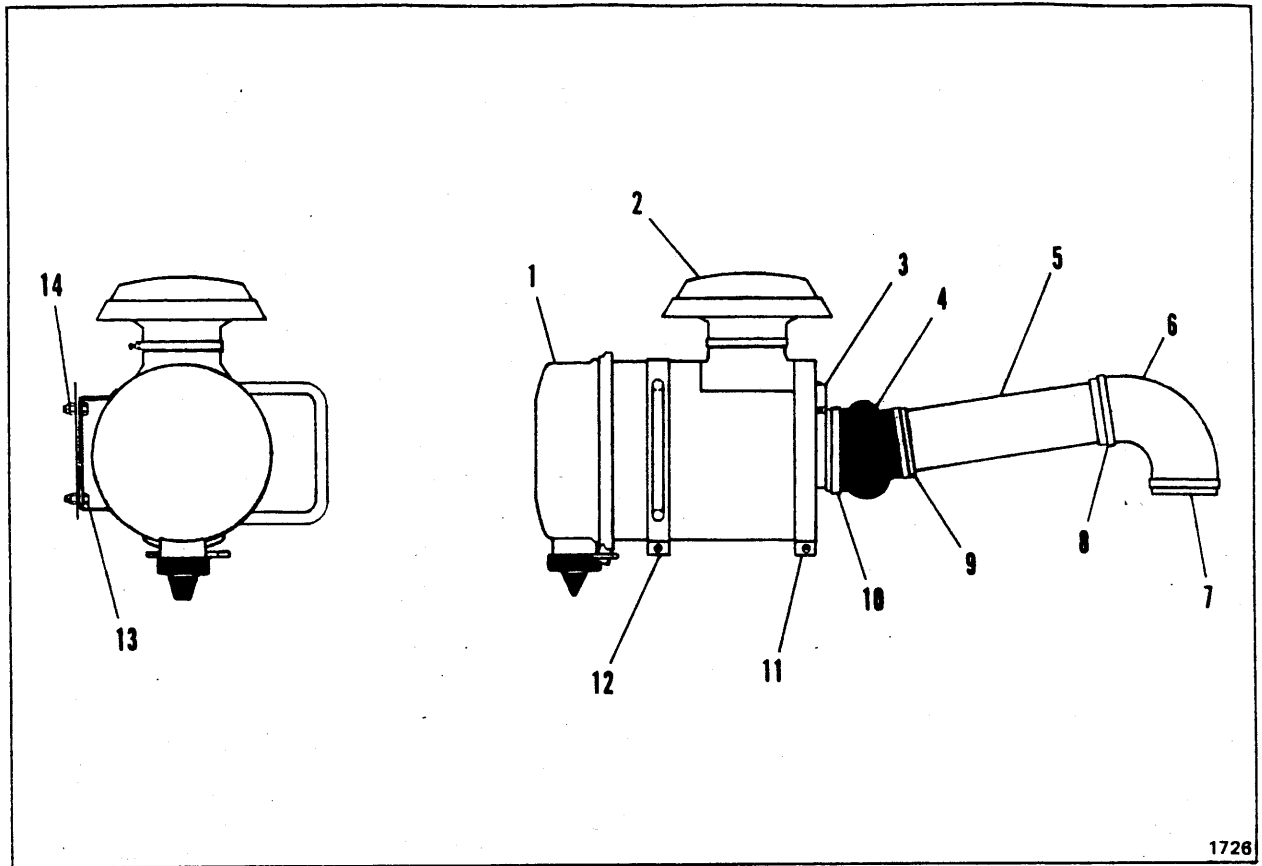
1725

**AIR CLEANER**  
For Serial: 222A-107 & After

Item	Part No.	Description	Qty.
A	1506090	AIR CLEANER ASSY (Inc. 1, 5 thru 11) .....	1
1	----	NUT, Wing (Inc. w/A) .....	1
2	1529625	INDICATOR, Restriction .....	1
3	941474	BAND .....	1
4	1577870	BAND ASSY .....	1
5	1990248	ELEMENT (Inc. w/A) .....	1
6	946860	VACUATOR (Inc. w/A) .....	1
7	892833	O-RING (Inc. w/A) .....	1
8	----	NUT, Wing (Inc. w/A) .....	1
9	----	BAFFLE (Inc. w/A) .....	1
10	----	CUP (Inc. w/A) .....	1
11	----	CLAMP (Inc. w/A) .....	1

**WHEN ORDERING PARTS, ALWAYS STATE MODEL AND SERIAL NO. OF MACHINE**

CLARK EQUIPMENT COMPANY

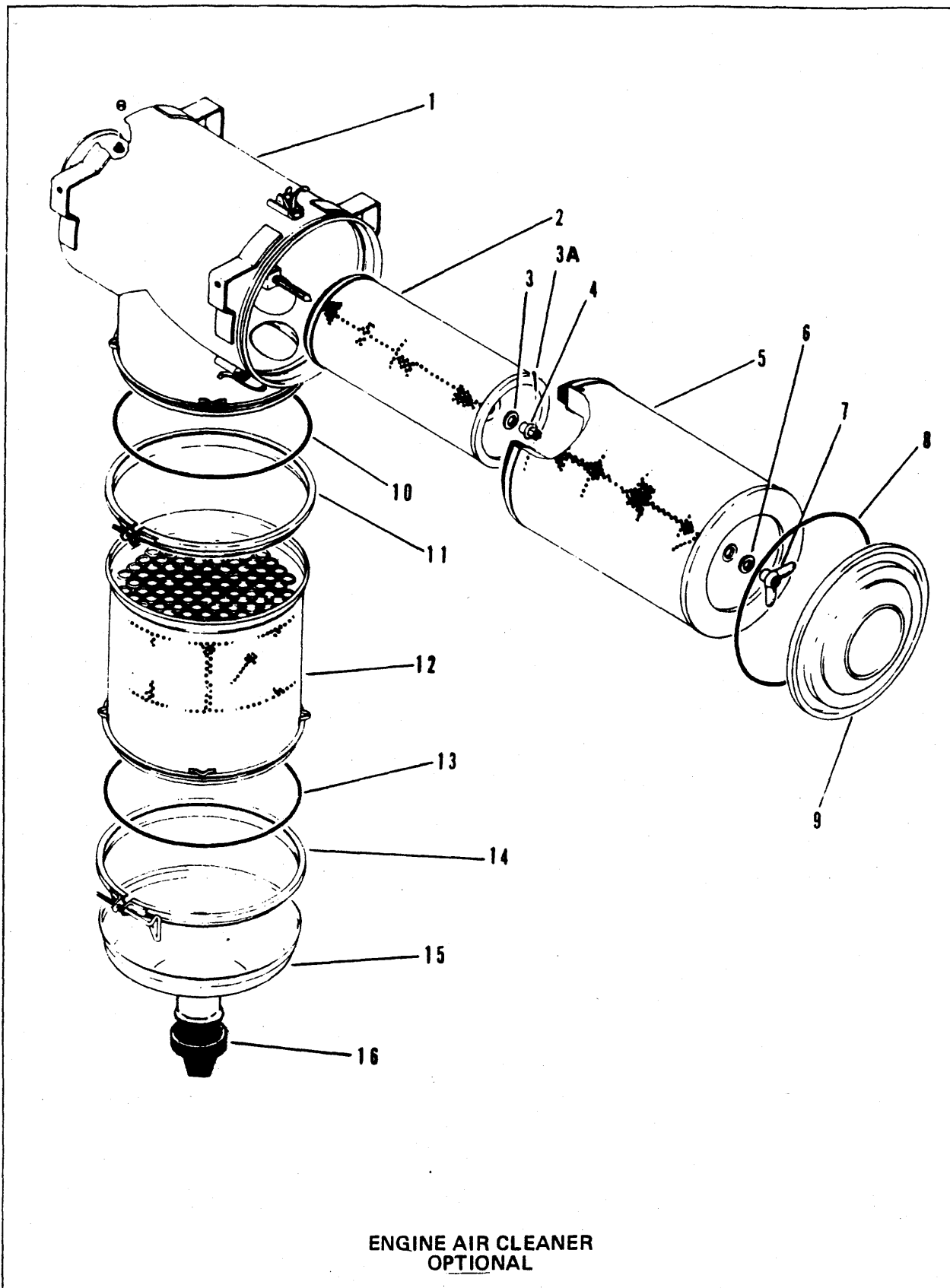


ENGINE AIR CLEANER AND CONNECTIONS

For Serial: 222A-107 & After

Item	Part No.	Description	Qty.
1	1506090	AIR CLEANER .....	1
2	1523149	HOOD .....	1
3	1529625	INDICATOR, Restriction .....	1
4	1522451	HOSE .....	1
5	1577752	TUBE .....	1
6	515425	ELBOW .....	1
7	539042	CLAMP .....	1
8	539042	CLAMP .....	1
9	539042	CLAMP .....	1
10	1503862	CLAMP .....	1
11	941474	BAND .....	1
12	1577870	BAND ASSY .....	1
13	23C-616	BOLT .....	2
14	17D-3	LOCKNUT .....	2

WHEN ORDERING PARTS, ALWAYS STATE MODEL AND SERIAL NO. OF MACHINE



ENGINE AIR CLEANER  
OPTIONAL



# CLARK EQUIPMENT COMPANY

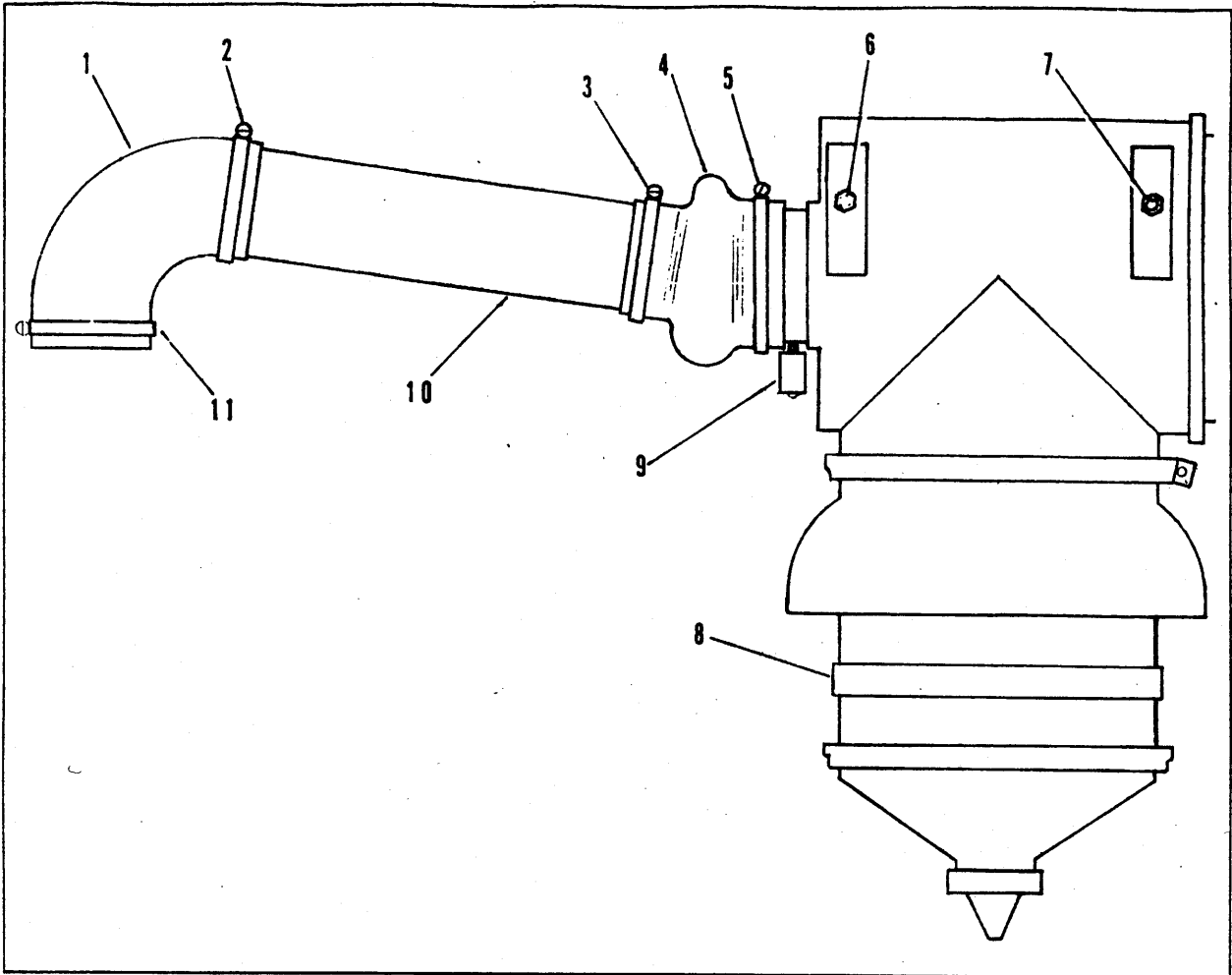
## ENGINE AIR CLEANER – OPTIONAL

For Serial: 222A-101 thru 222A-106

Item	Part No.	Description	Qty.
A	1564734	AIR CLEANER ASSY (Inc. 1 thru 16) .....	1
1	1564807	BODY .....	1
2	1564805	ELEMENT .....	1
3	1564804	WASHER .....	1
3A	1F-420	COTTER .....	1
4	1564803	NUT .....	1
5	1564806	ELEMENT .....	1
6	1564804	WASHER .....	1
7	1564802	NUT, Wing .....	1
8	893900	RING .....	1
9	1564801	CAP .....	1
10	892833	RING .....	1
11	893895	CLAMP .....	1
12	1564808	BODY .....	1
13	892833	RING .....	1
14	945060	CLAMP .....	1
15	990212	CAP .....	1
16	946860	VACUATOR .....	1

**WHEN ORDERING PARTS, ALWAYS STATE MODEL AND SERIAL NO. OF MACHINE**

CLARK EQUIPMENT COMPANY



ENGINE AIR CLEANER AND CONNECTIONS – OPTIONAL  
For Serial: 222A-101 thru 222A-106

Item	Part No.	Description	Qty.
A	1564734	AIR CLEANER ASSY .....	1
1	515425	ELBOW .....	1
2	539042	CLAMP .....	1
3	539042	CLAMP .....	1
4	1522451	HOSE .....	1
5	1503862	CLAMP .....	1
6	23C-636	BOLT .....	4
7	17D-3	LOCKNUT .....	4
8	941474	BAND .....	1
9	1529625	INDICATOR, Restriction .....	1
10	1576649	TUBE .....	1
11	539042	CLAMP .....	1

WHEN ORDERING PARTS, ALWAYS STATE MODEL AND SERIAL NO. OF MACHINE

# CLARK EQUIPMENT COMPANY

## ENGINE AND ACCESSORIES

Item	Part No.	Description	Qty.
------	----------	-------------	------

All orders for engine assembly or components thereof should be placed with the nearest Cummins Distributor. Always give model, specifications and serial number of the engine when ordering parts. This data will be found on option plate attached to the side of the rocker cover.

### ENGINE ACCESSORIES

1	1564608	**ALTERNATOR - 24 V., 45 Amp (For Serial: 222A-101 thru 222A-244) .....	1
1A	3410726	PULLEY (For Serial: 222A-101 thru 222A-244) .....	1
1B	992648	ALTERNATOR FAN (For Serial: 222A-101 thru 222A-244) .....	1
2	1581337	ALTERNATOR - 24 V., 30 Amp (For Serial: 222A-245 & After) .....	1
2A	----	PULLEY (For Serial: 222A-245 & After) .....	1
3	1505190	VOLTAGE REGULATOR.....	1
4	----	*STARTING MOTOR - 24 V. (Cummins #197127) .....	1
5	----	*FAN (Cummins #203416) .....	1
6	232938	DAMPNER .....	1
6A	1576129	COVER, Flywheel (Inc. 8 Bolts 23C-624, 8 Lkwshrs 4E-06, 12 Bolts 23C-620, 12 Lkwshrs 4E-06) .....	1

### ALTERNATOR, FAN AND WATER PUMP DRIVE BELTS

7	----	*BELT, Alternator (Cummins #178459) (For Serial: 222A-245 & After) .....	1
8	----	*BELT, Alternator (Cummins #178471) (For Serial: 222A-101 thru 222A-244) .....	1
9	----	*BELT, Fan (Cummins #178685) (Set of 2) .....	1

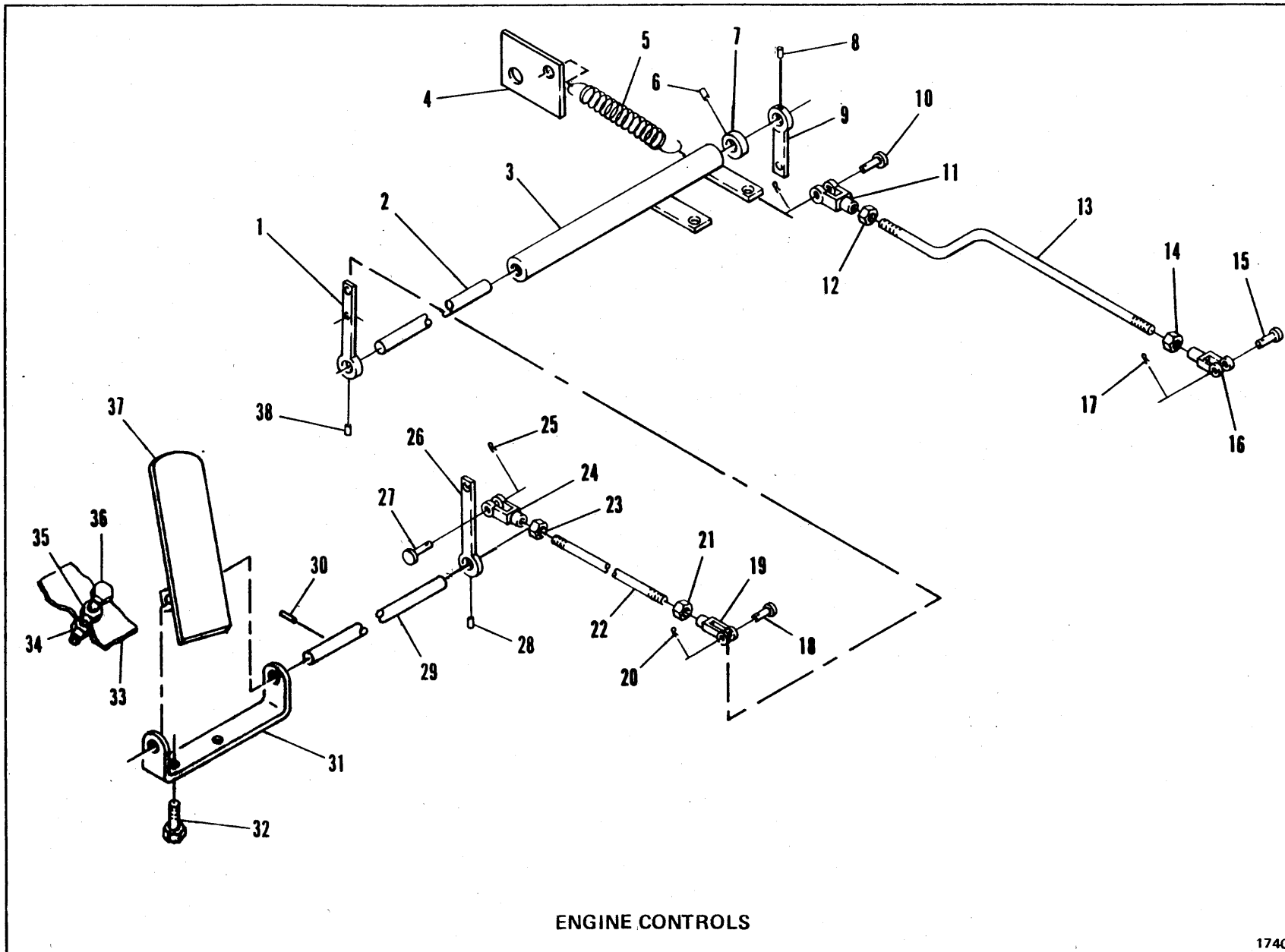
### REPLACEMENT FILTERS AND ELEMENTS

10	1990248	ELEMENT, Air Cleaner (48 Tube) (For Serial: 222A-107 & After) .....	1
11	949098	ELEMENT, By-Pass (Engine) .....	1
12	230962	ELEMENT, Transmission & Converter Hydraulic System .....	1
13	948983	ELEMENT, Hydraulic .....	2
14	1578050	ELEMENT, Elevator & Lift .....	2
15	949096	ELEMENT, Engine Lube .....	1
16	3679734	ELEMENT, Engine Fuel .....	1
17	949095	ELEMENT, Engine Fuel .....	1
18	1564805	ELEMENT, Air Cleaner (For Serial: 222A-101 thru 222A-106) .....	1
19	1564806	ELEMENT, Air Cleaner (For Serial: 222A-101 thru 222A-106) .....	1
20	1614188	FILTER, By-Pass (Engine Cummins #159707) .....	1
21	949056	ELEMENT, Corrosion Inhibitor .....	1

\*NOTE: The above listed accessory items are serviced by the engine manufacturer. Specifications on these items are subject to change without notice. It is, therefore, recommended that complete model, specifications and serial number of the engine be provided to your Cummins Distributor when ordering parts.

\*\*NOTE: 1564608 Alternator and related parts can be replaced by using one (1) each of the following: 1581337 Alternator, Belt (Cummins #178459), Pulley (Cummins #556107), Bracket (Cummins #199900) and Link (Cummins #554149).

**WHEN ORDERING PARTS, ALWAYS STATE MODEL AND SERIAL NO. OF MACHINE**



E28-1

(1F7)

PM 4045  
Printed in U.S.A.

ENGINE CONTROLS

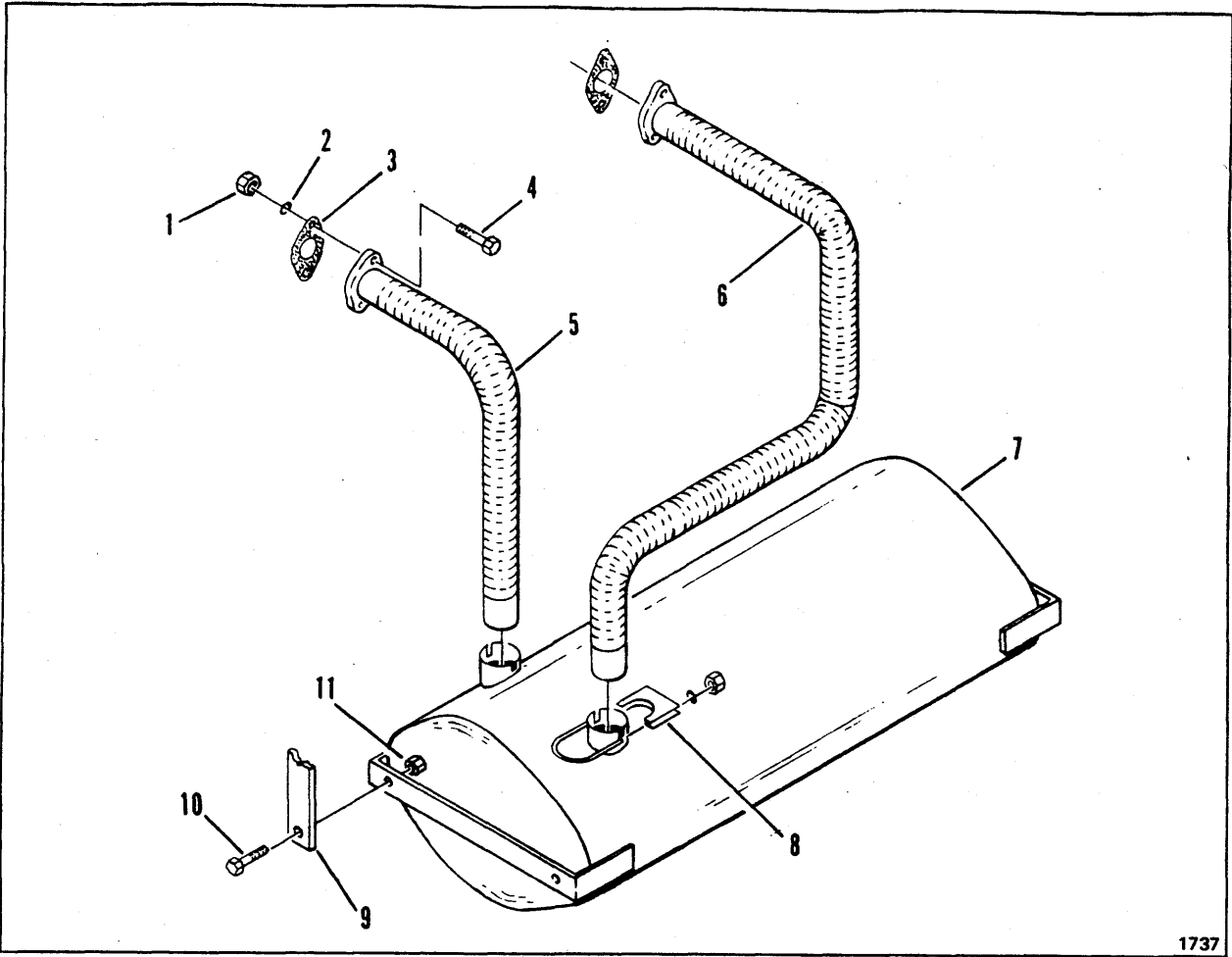
# CLARK EQUIPMENT COMPANY

## ENGINE CONTROLS

Item	Part No.	Description	Qty.
1	1576782	ARM .....	1
2	1576754	ROD .....	1
3	1576794	BRACKET .....	1
4	1576796	FLAT .....	1
5	1563772	SPRING .....	1
6	666888	PIN .....	1
7	1556801	BUSHING .....	1
8	666888	PIN .....	1
9	1576786	ARM .....	1
10	2F-05062	PIN .....	1
11	2J-5204	CLEVIS .....	1
12	7D-05	NUT .....	1
13	1576755	ROD .....	1
14	7D-05	NUT .....	1
15	2F-05062	PIN .....	1
16	2J-5204	CLEVIS .....	1
17	1F-316	COTTER .....	1
18	2F-05062	PIN .....	1
19	2J-5204	CLEVIS .....	1
20	1F-316	COTTER .....	1
21	7D-05	NUT .....	1
22	1576756	ROD .....	1
23	7D-05	NUT .....	1
24	2J-5204	CLEVIS .....	1
25	1F-316	COTTER .....	1
26	1576787	ARM .....	1
27	2F-05062	PIN .....	1
28	666888	PIN .....	1
29	1576758	ROD .....	1
30	666888	PIN .....	1
31	1576489	BRACKET .....	1
32	23C-516	BOLT .....	2
33	-----	CAB FLOOR (Ref) .....	-
34	7D-06	NUT .....	1
35	7D-06	NUT .....	1
36	23C-632	BOLT .....	1
37	1576518	PEDAL .....	1
38	666888	PIN .....	1

**WHEN ORDERING PARTS, ALWAYS STATE MODEL AND SERIAL NO. OF MACHINE**

CLARK EQUIPMENT COMPANY



EXHAUST GROUP

Item	Part No.	Description	Qty.
1	63D-06	NUT .....	4
2	4E-6	WASHER .....	4
3	1990274	GASKETS (Cummins 168004) .....	2
4	23C-624	BOLT .....	4
5	1581092	TUBE .....	1
6	1581088	TUBE .....	1
7	1577598	MUFFLER .....	1
8	550652	CLAMP ASSY .....	2
9	----	Ref: MAIN FRAME .....	-
10	23C-620	BOLT .....	4
10A	25E-18	†WASHER .....	4
11	63D-06	NUT .....	4

† Not Illustrated

WHEN ORDERING PARTS, ALWAYS STATE MODEL AND SERIAL NO. OF MACHINE

**CLARK EQUIPMENT COMPANY**

**"F" GROUP**

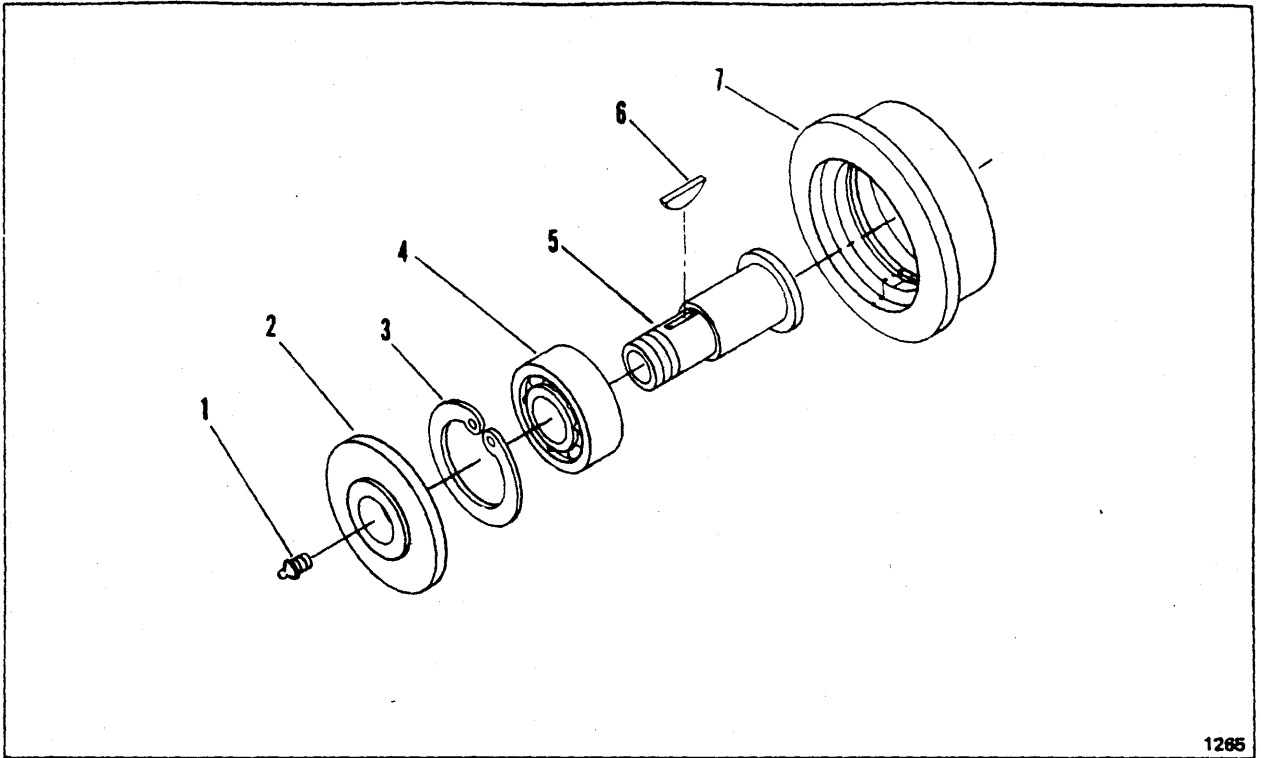
**CONTENTS**

<b>Floor Roller .....</b>	<b>F 3</b>
<b>Floor Rolling .....</b>	<b>F 5</b>
<b>Frame Scraper Main .....</b>	<b>F 7</b>
<b>Frame Tractor Main .....</b>	<b>F 9</b>
<b>Fuel Tanks &amp; Lines .....</b>	<b>F 10</b>





**CLARK EQUIPMENT COMPANY**



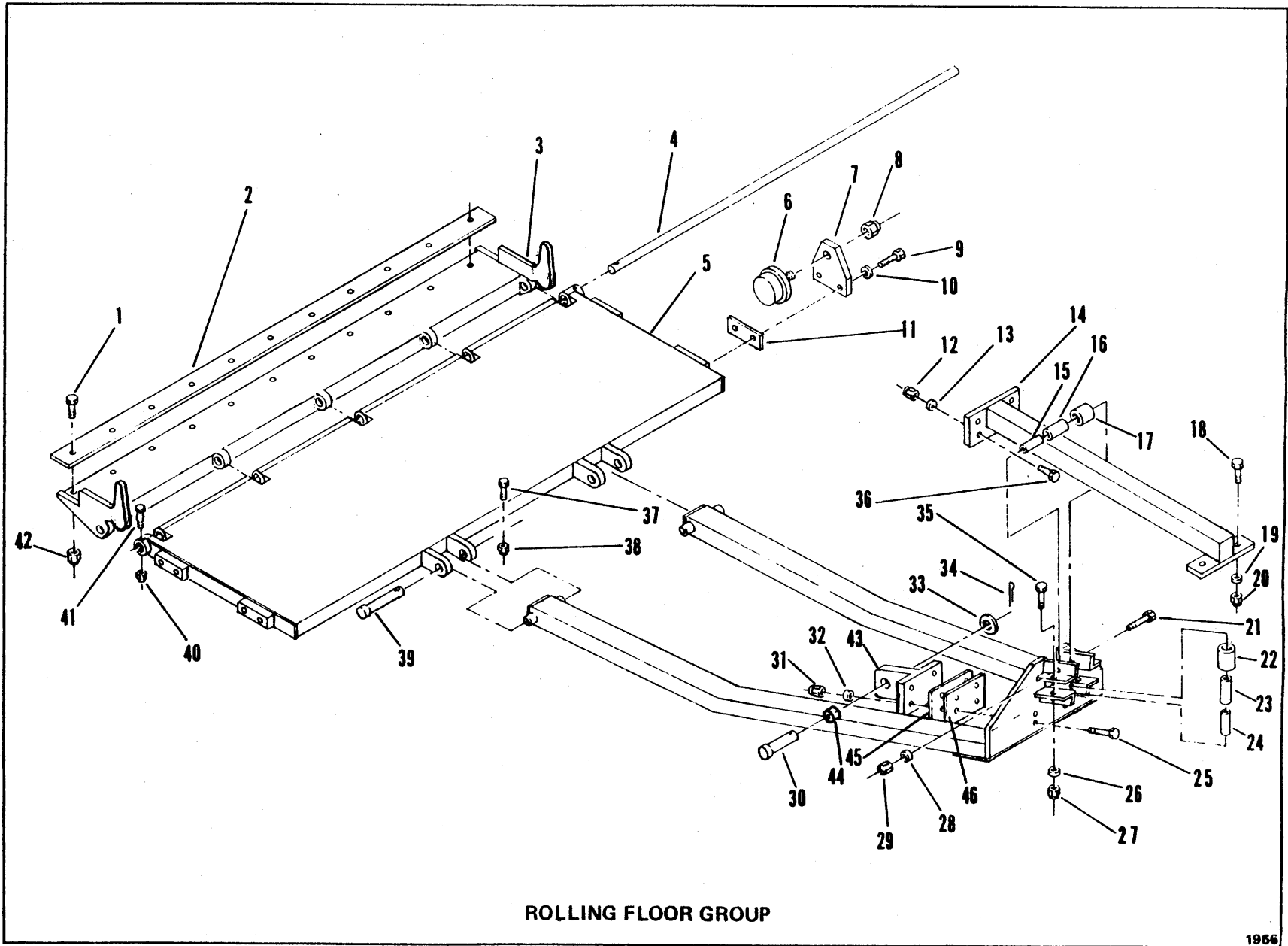
1285

**FLOOR ROLLER**

Item	Part No.	Description	Qty.
A	1556403	ROLLER, Rolling Floor (Inc.1 thru 7).....	4
NOTE: Four (4) Rollers are used on machine – Quantities listed below are for one (1) Roller.			
1	1550756	FITTING, Grease .....	1
2	1556401	SPACER, Roller .....	1
3	711406	RING, Bearing Retaining .....	1
4	1566152	BEARING, Roller .....	1
5	1556395	AXLE, Roller .....	1
6	5J-404	KEY, Woodruff .....	1
7	1556402	ROLLER .....	1

**WHEN ORDERING PARTS, ALWAYS STATE MODEL AND SERIAL NO. OF MACHINE**

F4-1



ROLLING FLOOR GROUP

(1G2)

PM 4046  
Printed in U.S.A.

CLARK EQUIPMENT COMPANY

1966

# CLARK EQUIPMENT COMPANY

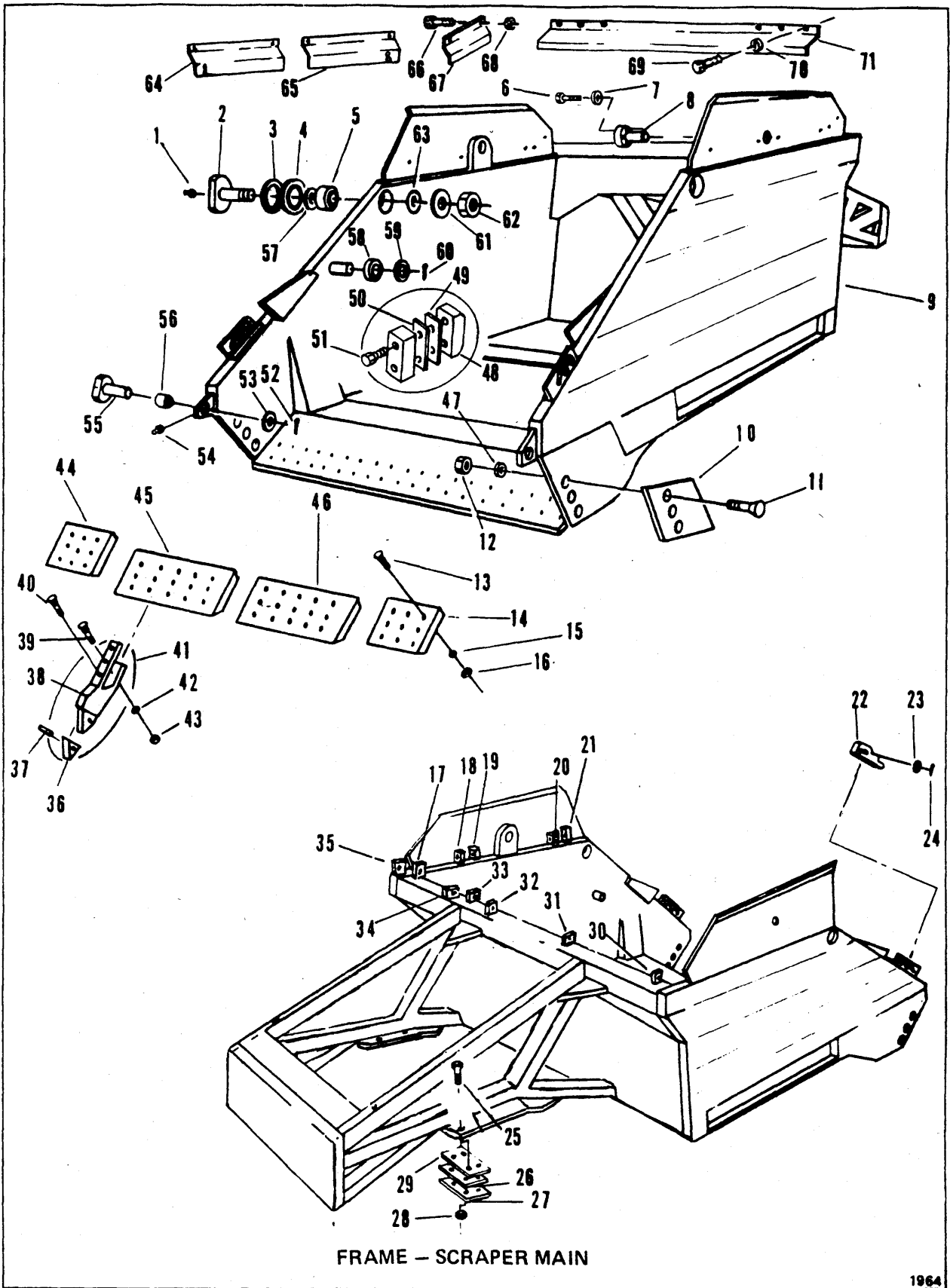
## ROLLING FLOOR GROUP

Item	Part No.	Description	Qty.
1	23C-828	BOLT .....	11
2	1573575	BLADE .....	1
3	1580588	FRAME .....	1
4	1573634	ROD .....	1
5	1574098	FLOOR .....	1
6	-----	ROLLER - See Index .....	4
6A	1573369	ROLLER ASSY (Inc. 6, 7, 8) .....	4
7	1573366	PLATE .....	4
8	5290493	NUT .....	4
9	23C-1240	BOLT .....	8
10	4E-12	LKWSHR .....	8
11	1574814	‡ SHIM .....	-
12	17D-06	NUT .....	4
13	703891	WASHER .....	4
14	1576142	TRACK .....	1
15	1575245	SLEEVE .....	2
16	1566345	BUSHING .....	2
17	1566346	ROLLER .....	2
18	23C-824	BOLT .....	2
19	703891	WASHER .....	2
20	17D-06	NUT .....	2
21	23C-1072	BOLT .....	2
22	1566346	ROLLER .....	2
23	1566345	BUSHING .....	2
24	1575245	SLEEVE .....	2
25	23C-852	BOLT .....	4
26	703891	WASHER .....	2
27	17D-09	NUT .....	2
28	703891	WASHER .....	2
29	17D-09	NUT .....	2
30	1562797	PIN .....	2
31	17D-06	NUT .....	4
32	703891	WASHER .....	4
33	25E-31	WASHER .....	2
34	1F-840	COTTER .....	2
35	23C-1072	BOLT .....	2
36	23C-828	BOLT .....	4
37	23C-828	BOLT .....	2
38	17D-06	NUT .....	2
39	1562797	PIN .....	2
40	17D-01	NUT .....	1
41	23C-432	BOLT .....	1
42	17D-06	NUT .....	11
43	1574619	HANGER .....	1
44	1564692	BUSHING .....	1
45	1574772	‡ SHIM .....	-
46	1574773	‡ SHIM .....	-

‡ As Required

**WHEN ORDERING PARTS, ALWAYS STATE MODEL AND SERIAL NO. OF MACHINE**

CLARK EQUIPMENT COMPANY



FRAME - SCRAPER MAIN

1964

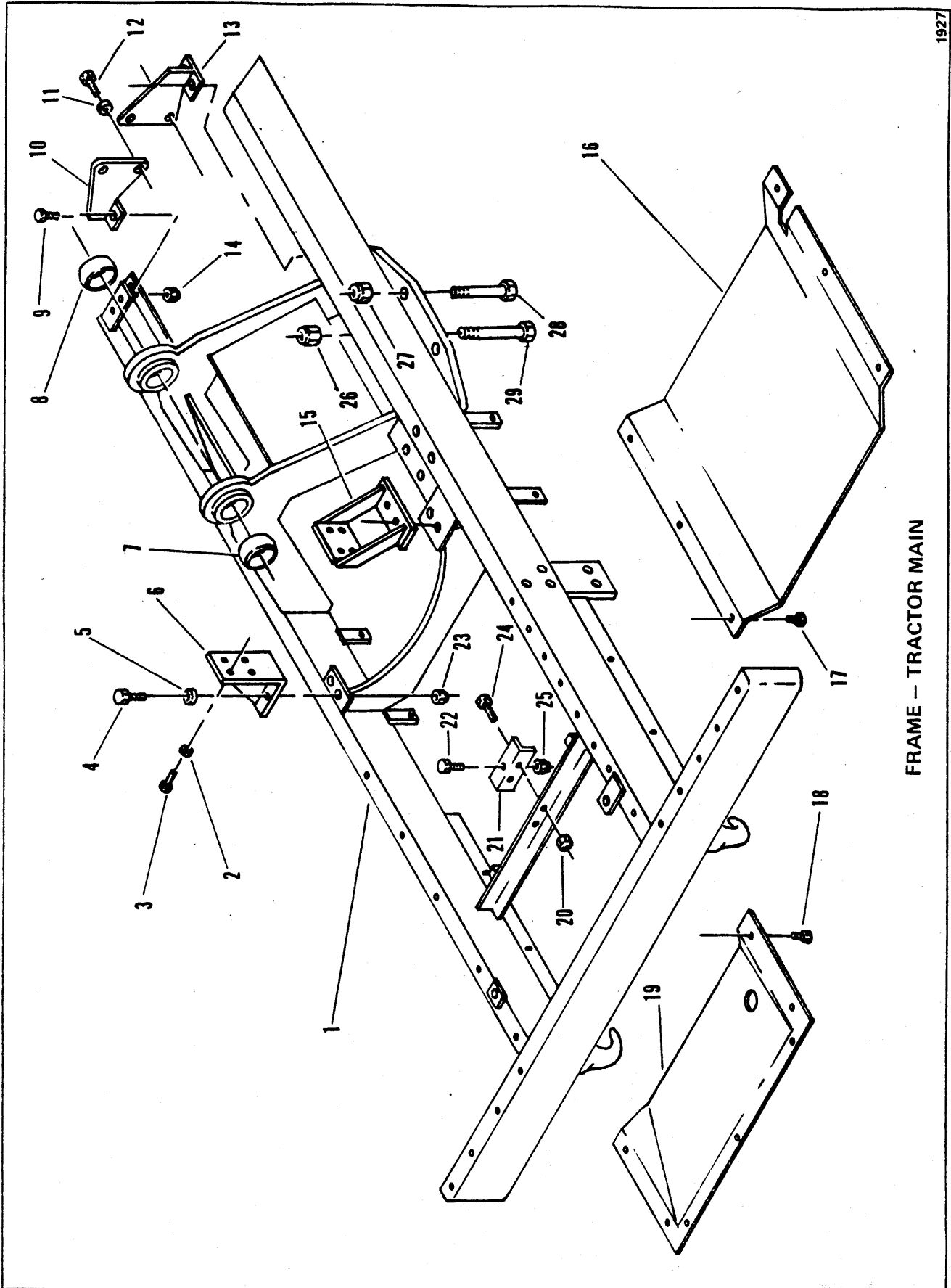
# CLARK EQUIPMENT COMPANY

## FRAME – SCRAPER MAIN

Item	Part No.	Description	Qty.	Item	Part No.	Description	Qty.
1	10H-25	FITTING .....	2	42	-----	LKWSHR – See Options .....	—
2	1574109	PIN .....	2	43	-----	NUT – See Options .....	—
3	1575843	‡SHIM .....	—	44	1550011	ENDBLADE .....	1
4	1575843	‡SHIM .....	—	45	1550010	BLADE .....	1
5	1573309	BUSHING .....	2	46	1550010	BLADE .....	1
6	23C-612	BOLT .....	4	47	4E-12	LKWSHR .....	6
7	4E-06	LKWSHR .....	4	48	1579829	BLOCK (For Serial: 223A-278 & After) .....	2
8	1573636	PIN .....	2	48A	1575458	†BLOCK (For Serial: 223A-101 thru 223A-277) .....	2
9	1574207	FRAME .....	1	49	1579830	‡SHIM (For Serial: 223A-278 & After) .....	—
10	1573685	CUTTER, Side .....	2	49A	1575462	‡‡SHIM (For Serial: 223A-101 thru 223A-277) .....	—
11	1552069	PLOWBOLT .....	6	50	1579828	‡SHIM (For Serial: 223A-278 & After) .....	—
12	61D-12	HEXNUT .....	6	50A	1577442	‡‡SHIM (For Serial: 223A-101 thru 223A-277) .....	—
13	1552069	PLOWBOLT .....	36	51	1575463	‡BOLT .....	—
14	1550011	ENDBLADE .....	1	52	1F-832	COTTER .....	2
15	4E-12	LKWSHR .....	36	53	25E-32J	FLATWASHER .....	2
16	61D-12	HEXNUT .....	36	54	10H-25	FITTING .....	2
17	1576395	CLAMP .....	1	55	1562797	PIN .....	2
18	1576396	CLAMP .....	1	56	1564692	BEARING .....	2
19	1576395	CLAMP .....	2	57	1575842	SPACER .....	2
20	1576396	CLAMP .....	1	58	1561002	BUSHING .....	2
21	1576395	CLAMP .....	2	59	25E-49	WASHER .....	2
22	1574818	BLOCK, R.H. ....	1	60	1F-1648	PIN, Cotter .....	2
22A	1574815	†BLOCK, L.H. ....	1	61	1554832	WASHER .....	2
23	619036	WASHER .....	2	62	65D-24	NUT .....	2
24	654722	PIN .....	2	63	1575842	SPACER .....	2
25	23C-1248	BOLT .....	8	64	1576920	GUARD, R.H. – Front .....	1
26	1575358	‡SHIM .....	—	64A	1576921	†GUARD, L.H. – Front .....	1
27	1575359	‡SHIM .....	—	65	1576582	GUARD, R.H. – Center .....	1
28	17D-10	LOCKNUT .....	8	65A	1576581	†GUARD, L.H. – Center .....	1
29	1574627	‡SHIM .....	—	66	23C-616	BOLT .....	12
30	1576395	CLAMP .....	1	67	1576580	GUARD, R.H. – Rear .....	1
31	1576395	CLAMP .....	1	67A	1576583	†GUARD, L.H. – Rear .....	1
32	1576395	CLAMP .....	1	68	65D-06	NUT .....	12
33	1576395	CLAMP .....	1	69	23C-516	BOLT .....	6
34	1576396	CLAMP .....	1	70	25E-16	WASHER .....	6
35	1576396	CLAMP .....	1	71	1578080	GUARD, Rear .....	1
36	-----	POINT – See Options .....	—				
37	-----	PIN – See Options .....	—				
38	-----	SHANK – See Options .....	—				
39	-----	PLOWBOLT – See Options .....	—				
40	-----	PLOWBOLT – See Options .....	—				
41	1577933	CHISEL ASSY – See Options .....	1				

‡ Not Illustrated  
‡ As Required

**WHEN ORDERING PARTS, ALWAYS STATE MODEL AND SERIAL NO. OF MACHINE**



FRAME — TRACTOR MAIN

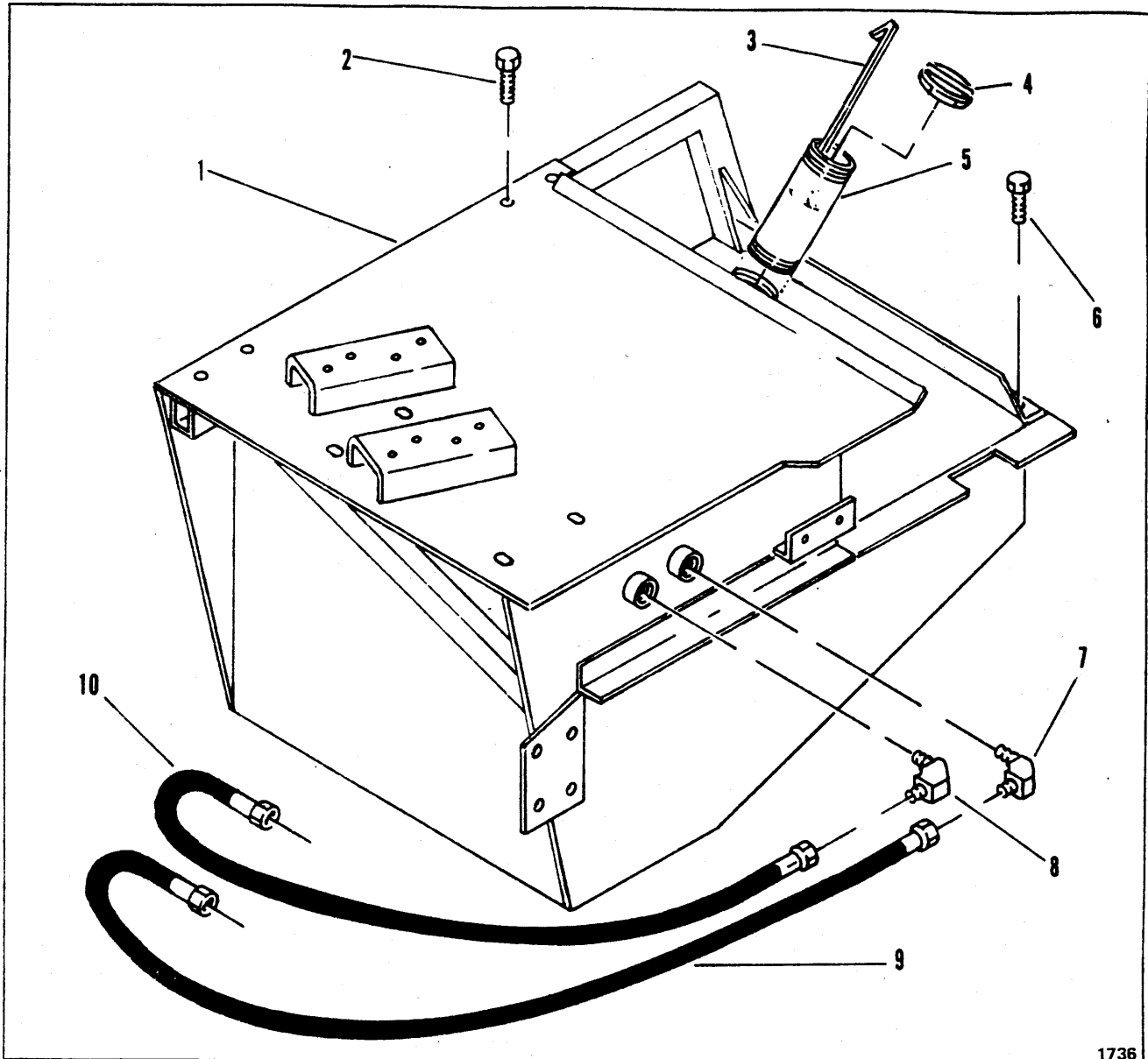
# CLARK EQUIPMENT COMPANY

## FRAME – TRACTOR MAIN

Item	Part No.	Description	Qty.
1	1573945	FRAME, Tractor Main .....	1
2	4E-08	LKWSHR .....	8
3	23C-828	BOLT .....	8
4	23C-832	BOLT .....	4
5	889947	WASHER .....	4
6	1576628	SUPPORT .....	1
7	1564693	BEARING .....	1
8	1564693	BEARING .....	1
9	23C-832	BOLT .....	8
10	1573600	HANGAR, Rear .....	2
11	4E-12	LKWSHR .....	8
12	23C-1232	BOLT .....	8
13	1573601	HANGAR, Front .....	2
14	17D-6	LOCKNUT .....	8
15	1576630	SUPPORT .....	1
16	1574559	BELLY PAN .....	1
17	1550938	BOLT .....	6
18	1550938	BOLT .....	7
19	1574558	COVER ASSY .....	1
20	17D-10	LOCKNUT .....	2
21	1576626	SUPPORT .....	1
22	23C-1028	BOLT .....	1
23	17D-6	LOCKNUT .....	4
24	23C-1232	BOLT .....	2
25	17D-9	LOCKNUT .....	1
26	17D-12	LOCKNUT .....	4
27	17D-12	LOCKNUT .....	4
28	23C-1660	BOLT .....	4
29	23C-1664	BOLT .....	4

**WHEN ORDERING PARTS, ALWAYS STATE MODEL AND SERIAL NO. OF MACHINE**

# CLARK EQUIPMENT COMPANY



1736

## FUEL TANK AND LINES

Item	Part No.	Description	Qty.
1	1573608	TANK .....	1
2	1550938	SCREW .....	4
3	1579592	DIPSTICK .....	1
4	1577899	CAP .....	1
5	1579602	FILLER ASSY .....	1
6	1550938	SCREW .....	5
7	83F-7	ADAPTER .....	1
8	83F-7	ADAPTER .....	1
9	1319327	HOSE, Inlet .....	1
10	663772	HOSE, Outlet .....	1

**WHEN ORDERING PARTS, ALWAYS STATE MODEL AND SERIAL NO. OF MACHINE**



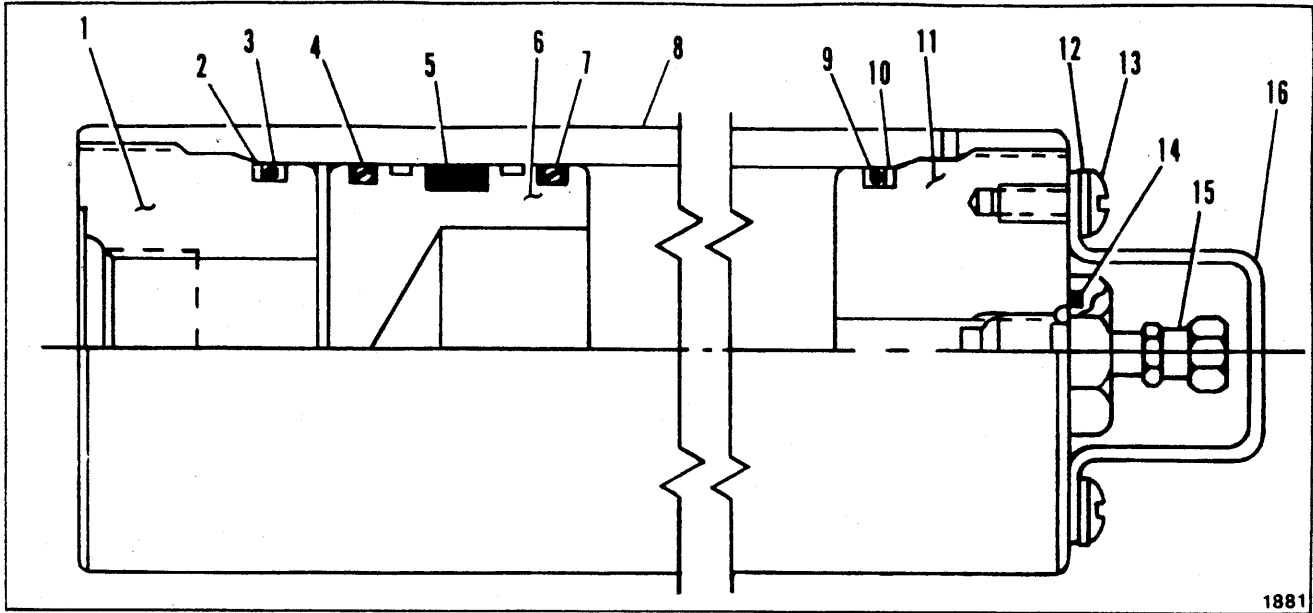
**CLARK EQUIPMENT COMPANY**

**"H" GROUP  
CONTENTS**

**Hydraulic Group:**

<b>Hydraulic Accumulator – Elevator .....</b>	<b>H 2</b>
<b>Hydraulic Accumulator – Brake .....</b>	<b>H 3</b>
<b>Hydraulic Filter .....</b>	<b>H 11, H 13</b>
<b>Hydraulic Oil Reservoir .....</b>	<b>H 5</b>
<b>Hydraulic System Brakes .....</b>	<b>H 7</b>
<b>Hydraulic System Parking Brakes .....</b>	<b>H 9</b>
<b>Hydraulic System Tractor Elevator .....</b>	<b>H 11</b>
<b>Hydraulic System Lift &amp; Ejection .....</b>	<b>H 13</b>
<b>Hydraulic System Steering .....</b>	<b>H 15</b>
<b>Hydraulic System Transmission Shifting .....</b>	<b>H 17</b>
<b>Hydraulic System Transmission &amp; Converter .....</b>	<b>H 18</b>

CLARK EQUIPMENT COMPANY



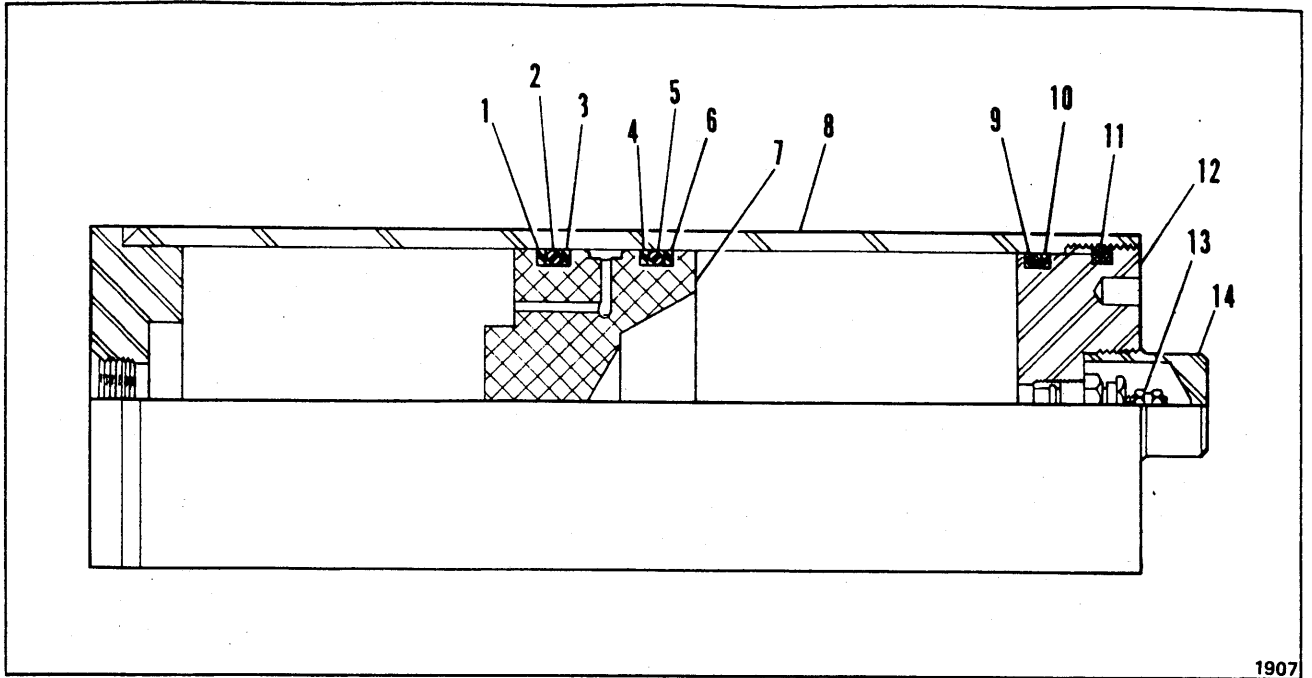
ACCUMULATOR – ELEVATOR

Item	Part No.	Description	Qty.
A	1579134	ACCUMULATOR ASSY (Inc. 1 thru 16) .....	1
B	1580648	KIT, Seal (Inc. 2, 3, 4, 5, 7, 9, 10) .....	1
1	1580654	CAP .....	1
2	----	§ WASHER, Back-Up – See "B" .....	1
3	----	§ O-RING – See "B" .....	1
4	1580649	RING – See "B" .....	1
5	----	§ V-O Ring – See "B" .....	1
6	1580652	PISTON .....	1
7	1580649	RING – See "B" .....	1
8	1580651	CYLINDER .....	1
9	----	§ O-RING – See "B" .....	1
10	----	§ WASHER, Back-Up – See "B" .....	1
11	1580653	CAP, Gas .....	1
12	17E-10	WASHER .....	2
13	85G-1008	SCREW .....	2
14	----	§ O-RING .....	1
15	1580650	VALVE (Inc. 14, 15A) .....	1
15A	----	§ † O-RING .....	1
16	1580655	PROTECTOR .....	1

§ Not Sold Separately  
 † Not Illustrated

WHEN ORDERING PARTS, ALWAYS STATE MODEL AND SERIAL NO. OF MACHINE

# CLARK EQUIPMENT COMPANY




1907

## ACCUMULATOR – BRAKE

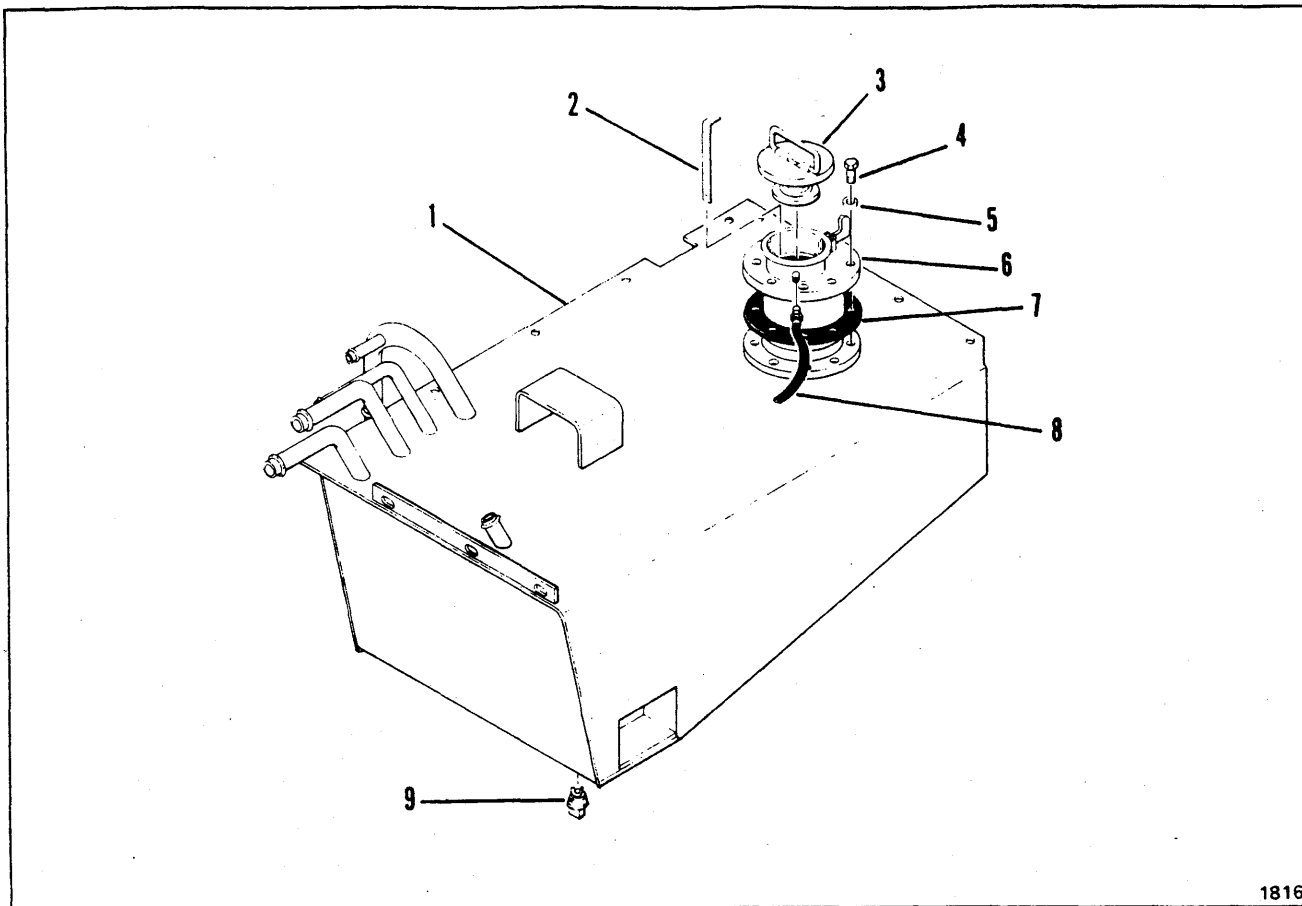
Item	Part No.	Description	Qty.
A	1564736	ACCUMULATOR ASSY (Inc. 1 thru 14) .....	1
B	1580701	SEAL KIT (Inc. 1 thru 6, 9, 10, 11) .....	1
1	----	§SEAL, Back-Up – See "B" .....	1
2	----	§O-RING – See "B" .....	1
3	----	§SEAL, Back-Up – See "B" .....	1
4	----	§SEAL, Back-Up – See "B" .....	1
5	----	§O-RING – See "B" .....	1
6	----	§SEAL, Back-Up – See "B" .....	1
7	1580697	PISTON .....	1
8	1580700	TUBE ASSY .....	1
9	----	§O-RING – See "B" .....	1
10	----	§SEAL, Back-Up .....	1
11	----	§PLUG – See "B" .....	1
12	1580698	END CAP .....	1
13	1580696	VALVE ASSY .....	1
14	1580699	PROTECTOR, Valve .....	1

§ Not Sold Separately

**WHEN ORDERING PARTS, ALWAYS STATE MODEL AND SERIAL NO. OF MACHINE**



CLARK EQUIPMENT COMPANY

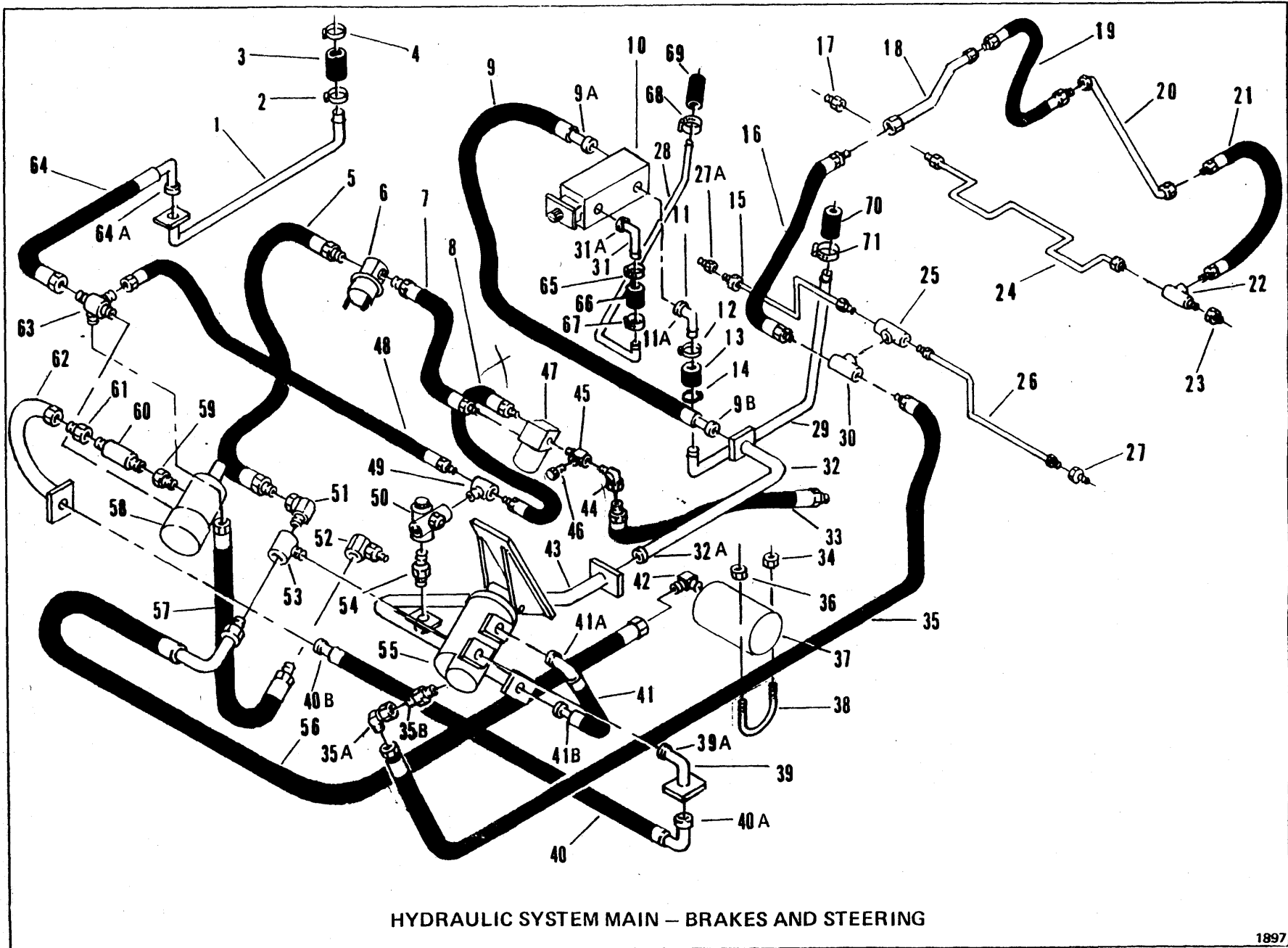


1816

HYDRAULIC TANK

Item	Part No.	Description	Qty.
1	1574485	TANK, Hydraulic .....	1
2	1533168	DIPSTICK .....	1
3	554843	CAP .....	1
4	23C-612	BOLT .....	8
5	202321	WASHER .....	8
6	1578330	FILLER ASSY .....	1
7	1557962	GASKET .....	1
8	1578355	HOSE .....	1
9	200216	PLUG .....	1

WHEN ORDERING PARTS, ALWAYS STATE MODEL AND SERIAL NO. OF MACHINE



HYDRAULIC SYSTEM MAIN - BRAKES AND STEERING

H6-1

(2A8)

PM 4045  
Printed in U.S.A.

# CLARK EQUIPMENT COMPANY

## HYDRAULIC SYSTEM MAIN – BRAKES AND STEERING

Item	Part No.	Description	Qty.	Item	Part No.	Description	Qty.
1	1576477	TUBE ASSY .....	1	35A	755054	FITTING .....	1
2	1545186	CLAMP .....	1	35B	11K-6	FITTING .....	1
3	536749	HOSE .....	1	36	17D-3	LOCKNUT .....	2
4	1545186	CLAMP .....	1	37	-----	ACCUMULATOR – See Index .....	1
5	1520083	HOSE .....	1	38	1901856	“U” BOLT .....	2
6	1576849	SWITCH .....	1	39	1576455	TUBE ASSY .....	1
7	1520083	HOSE .....	1	40	1576554	HOSE .....	1
8	1520083	HOSE .....	1	40A	-----	FLANGE HALF – See Group “A” .....	—
8A	33F-1	ELBOW .....	1	40B	-----	FLANGE HALF – See Group “A” .....	—
9	1576548	HOSE .....	1	41	1576556	HOSE .....	1
9A	-----	FLANGE HALF – See Group “A” .....	—	41A	-----	FLANGE HALF – See Group “A” .....	—
9B	-----	FLANGE HALF – See Group “A” .....	—	41B	-----	FLANGE HALF – See Group “A” .....	—
10	-----	MAIN HYDRAULIC PUMP .....	—	42	1302104	ADAPTER .....	1
11	1302512	STEM .....	1	43	1575279	TUBE ASSY .....	1
11A	-----	FLANGE HALF – See Group “A” .....	—	44	83F-3	FITTING .....	1
12	1545004	CLAMP .....	1	45	1549038	SERVICE TEE .....	1
13	536710	HOSE .....	1	46	40K-2	PLUG .....	1
14	1545004	CLAMP .....	1	47	1576528	SOLENOID .....	1
15	1576807	TUBE .....	1	48	1576488	HOSE .....	1
16	1576549	HOSE .....	1	49	1576953	TEE .....	1
17	1902863	FITTING .....	1	50	948370	RELIEF VALVE .....	1
18	1575484	TUBE .....	1	51	31F-1	ELBOW .....	1
19	1576386	HOSE .....	1	52	1302104	ADAPTER .....	1
20	1575201	TUBE .....	1	53	1576562	ADAPTER .....	1
21	1576386	HOSE .....	1	54	1552291	ADAPTER .....	1
22	13K-5	TEE .....	1	55	-----	BRAKE VALVE ASSY – See Index .....	1
23	1902863	FITTING .....	1	56	1576553	HOSE .....	1
24	1576361	TUBE .....	1	57	1576488	HOSE .....	1
25	14K-5	TEE .....	1	58	-----	STEERING VALVE ASSY—See Index .....	1
26	1576809	TUBE .....	1	59	1900453	ADAPTER .....	1
27	1902863	FITTING .....	1	60	1577769	VALVE, Check .....	1
27A	1902863	FITTING .....	1	61	89F-8	ADAPTER .....	1
28	1575470	TUBE (to Reservoir) .....	1	62	1576458	TUBE .....	1
29	1575660	TUBE (to Reservoir) .....	1	63	1576542	ADAPTER .....	1
30	14K-5	TEE .....	1	64	1576555	HOSE .....	1
31	1302512	STEM .....	1	65	1545004	CLAMP .....	1
31A	-----	FLANGE HALF – See Group “A” .....	—	66	536710	HOSE .....	1
32	1576447	TUBE .....	1	67	1545004	CLAMP .....	1
32A	-----	FLANGE HALF – See Group “A” .....	—	68	1545004	CLAMP .....	2
33	531593	HOSE (to Emergency Brake) .....	1	69	536710	HOSE .....	1
34	17D-3	LOCKNUT .....	2	70	536710	HOSE .....	1
35	1576598	HOSE .....	1	71	1545004	CLAMP .....	2

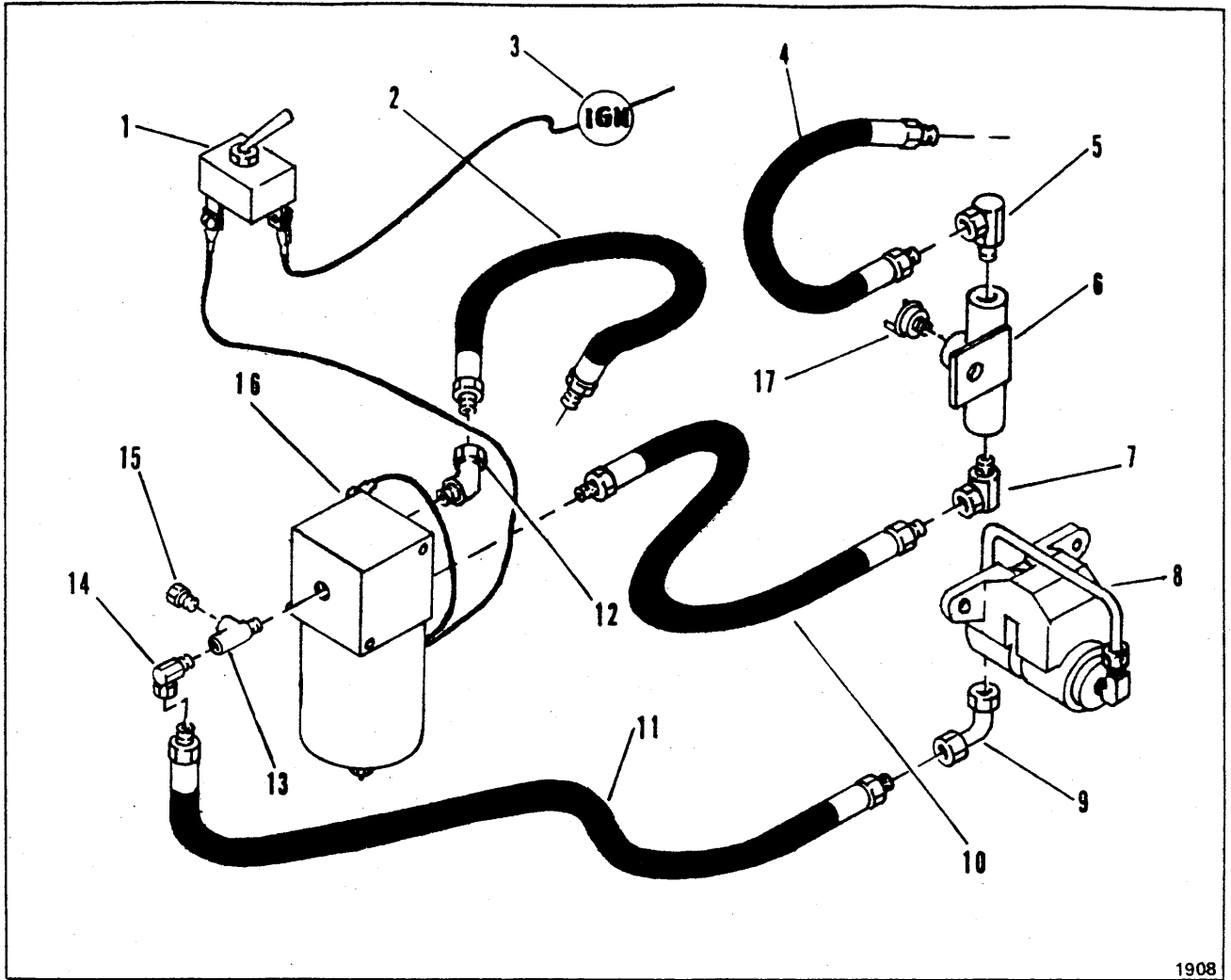
GROUP	FLANGE HALF	O-RING	BOLT	LKWSHR	SIZE
No. Req'd Per Connection	2	1	4	4	
A	663092	58K-214	23C-620	4E-06	¾"

**WHEN ORDERING PARTS, ALWAYS STATE MODEL AND SERIAL NO. OF MACHINE**





# CLARK EQUIPMENT COMPANY

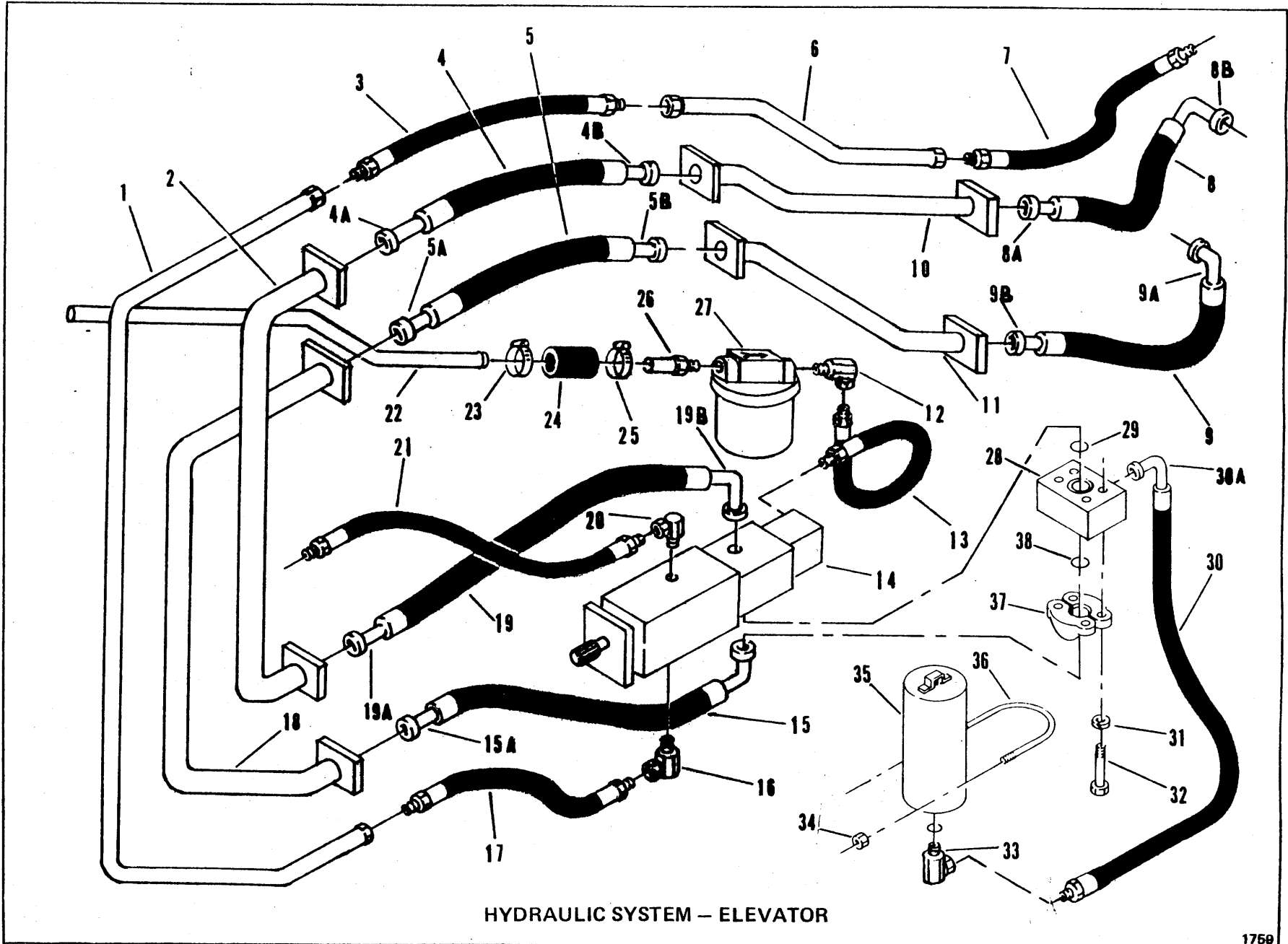


1908

## HYDRAULIC SYSTEM – PARKING BRAKE

Item	Part No.	Description	Qty.
1	1565370	SWITCH .....	1
2	1520083	HOSE .....	1
3	-----	SWITCH, Ignition (Ref) .....	-
4	1520083	HOSE .....	1
5	31F-1	ADAPTER .....	1
6	1576847	TEE .....	1
7	31F-1	ADAPTER .....	1
8	1906729	PARKING BRAKE ASSY .....	1
9	11K-3	ELBOW .....	1
10	1520083	HOSE .....	1
11	531593	HOSE .....	1
12	33F-1	ELBOW .....	1
13	1549038	TEE, Street .....	1
14	83F-3	ADAPTER .....	1
15	40K-2	PLUG .....	1
16	1576528	VALVE .....	1
17	1576849	SWITCH.....	1

**WHEN ORDERING PARTS, ALWAYS STATE MODEL AND SERIAL NO. OF MACHINE**



HYDRAULIC SYSTEM - ELEVATOR

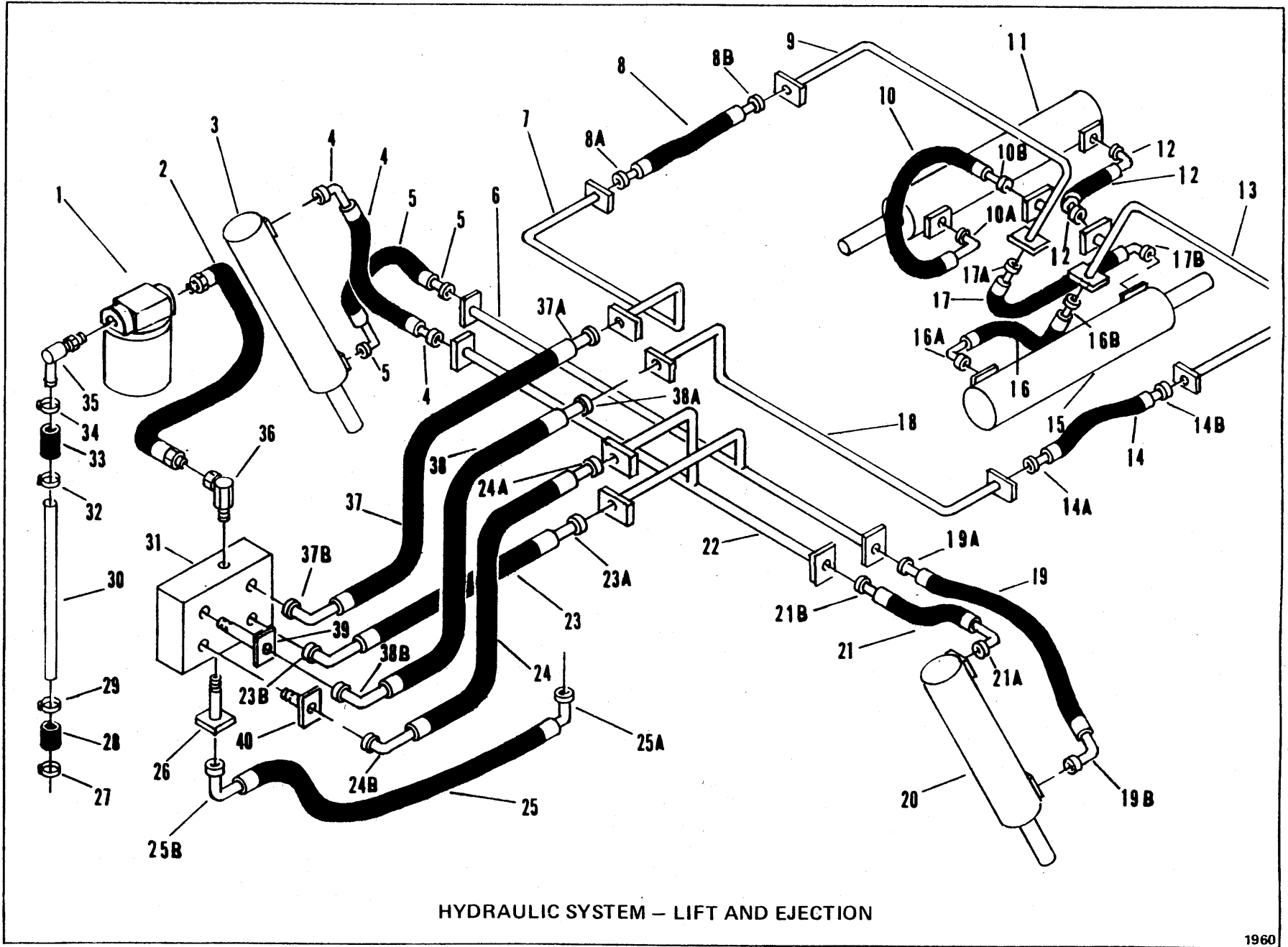
# CLARK EQUIPMENT COMPANY

## HYDRAULIC SYSTEM – ELEVATOR

Item	Part No.	Description	Qty.
1	1576493	TUBE ASSY .....	1
2	1575658	TUBE, R.H. ....	1
3	1566959	HOSE ASSY .....	1
4	1575443	HOSE ASSY .....	1
4A	----	FLANGE HALF – See Group "A" .....	1
4B	----	FLANGE HALF – See Group "A" .....	1
5	1575443	HOSE ASSY .....	1
5A	----	FLANGE HALF – See Group "A" .....	1
5B	----	FLANGE HALF – See Group "A" .....	1
6	1576446	TUBE .....	1
7	1504452	HOSE .....	1
8	1576479	HOSE .....	1
8A	----	FLANGE HALF – See Group "A" .....	1
8B	----	FLANGE HALF – See Group "A" .....	1
9	1576479	HOSE .....	1
9A	----	FLANGE HALF – See Group "A" .....	1
9B	----	FLANGE HALF – See Group "A" .....	1
10	1575500	TUBE .....	1
11	1575498	TUBE .....	1
12	555569	ADAPTER .....	1
13	1577662	HOSE .....	1
14	----	HYDRAULIC PUMP (Ref) – See Index .....	1
15	1576480	HOSE .....	1
15A	----	FLANGE HALF – See Group "A" .....	1
15B	----	FLANGE HALF – See Group "A" .....	1
16	531684	FITTING .....	1
17	1566959	HOSE .....	1
18	1576493	TUBE .....	1
19	1576479	HOSE .....	1
19A	----	FLANGE HALF – See Group "A" .....	1
19B	----	FLANGE HALF – See Group "A" .....	1
20	531864	FITTING .....	1
21	1551424	HOSE .....	1
22	1576223	TUBE .....	1
23	20H-6	CLAMP .....	2
24	529979	HOSE .....	2
25	20H-6	CLAMP .....	2
26	1578365	CONNECTOR .....	1
27	1576587	FILTER .....	1
27A	1578050	ELEMENT .....	1
28	1579208	MANIFOLD .....	1
29	1306622	O-RING .....	1
30	1580906	HOSE .....	1
30A	----	FLANGE HALF – See Group "B" .....	1
31	4E-07	LKWSHR .....	4
32	23C-760	BOLT.....	4
33	519275	ADAPTER (Inc. 19F-7 - O-Ring).....	1
34	17D-1	NUT .....	2
35	1579134	ACCUMULATOR .....	1
36	1303393	"U" BOLT .....	1
37	1563278	FLANGE HALF .....	1
38	1306622	O-RING .....	1

GROUP	FLANGE HALF	O-RING	BOLT	LKWSHR	SIZE
No. Req'd Per Connection	2	1	4	4	
A	1563278	58K-219	23C-723	4E-07	1"
B	663091	58K-210	23C-520	4E-05	½"
C					

**WHEN ORDERING PARTS, ALWAYS STATE MODEL AND SERIAL NO. OF MACHINE**



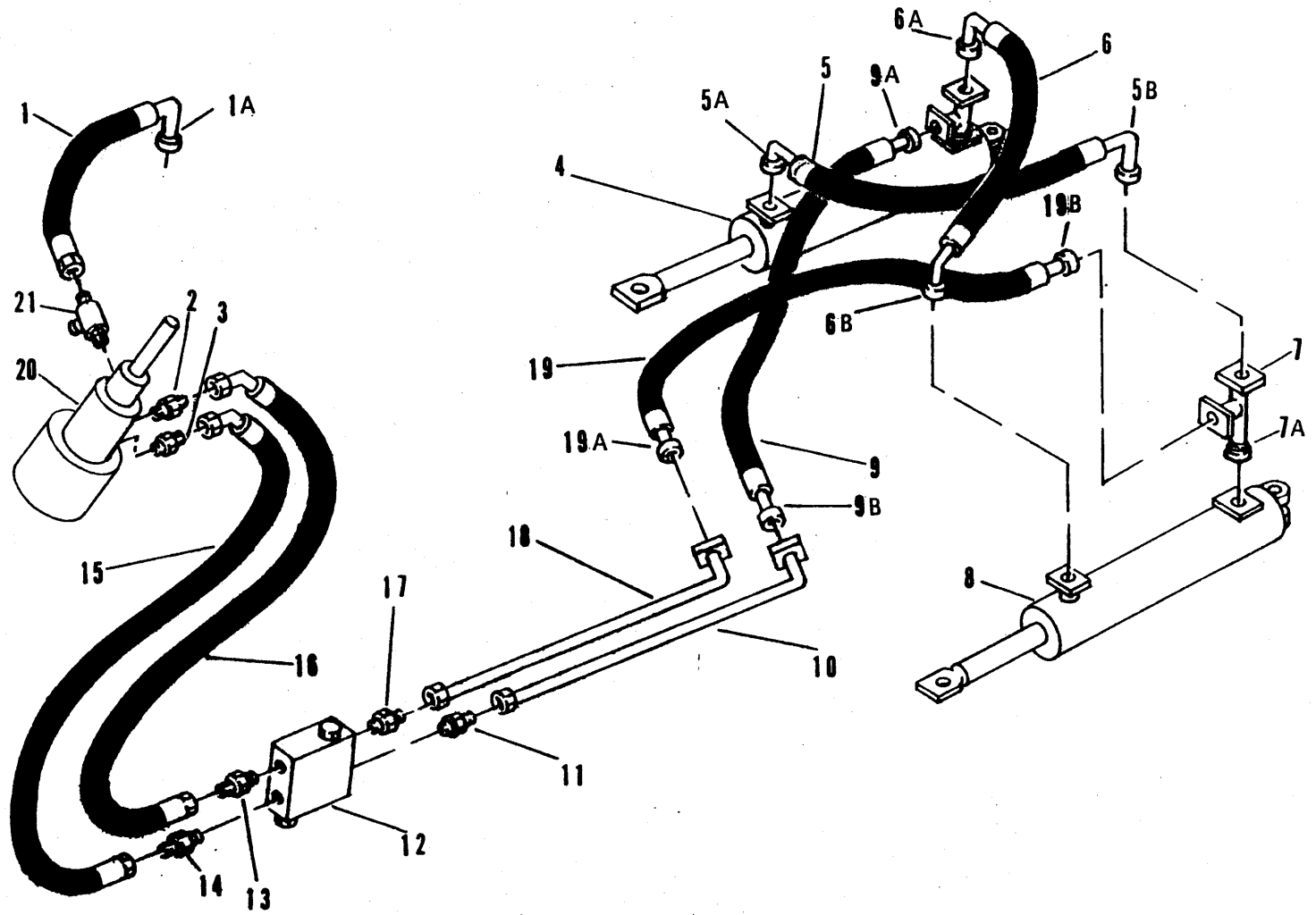
# CLARK EQUIPMENT COMPANY

## HYDRAULIC SYSTEM – LIFT AND EJECTION

Item	Part No.	Description	Qty.	Item	Part No.	Description	Qty.
1	----	FILTER ASSY – See Index .....	1	19A	----	FLANGE HALF – See Group "A"	–
1A	1578050	ELEMENT .....	1	19B	----	FLANGE HALF – See Group "A"	–
2	584264	HOSE .....	1	20	1575107	CYLINDER .....	1
3	1575107	CYLINDER .....	1	21	1562536	HOSE .....	1
4	1562536	HOSE .....	1	21A	----	FLANGE HALF – See Group "A"	–
4A	----	FLANGE HALF – See Group "A"	–	21B	----	FLANGE HALF – See Group "A"	–
4B	----	FLANGE HALF – See Group "A"	–	22	1575492	TUBE .....	1
5	1562536	HOSE .....	1	23	1576550	HOSE .....	1
5A	----	FLANGE HALF – See Group "A"	–	23A	----	FLANGE HALF – See Group "A"	–
5B	----	FLANGE HALF – See Group "A"	–	23B	----	FLANGE HALF – See Group "A"	–
6	1575486	TUBE .....	1	24	1576550	HOSE .....	1
7	1575490	TUBE .....	1	24A	----	FLANGE HALF – See Group "A"	–
8	1550880	HOSE .....	1	24B	----	FLANGE HALF – See Group "A"	–
8A	----	FLANGE HALF – See Group "A"	–	25	1576504	HOSE .....	1
8B	----	FLANGE HALF – See Group "A"	–	25A	----	FLANGE HALF – See Group "B"	–
9	1575205	TUBE, R.H. Ejection .....	1	25B	----	FLANGE HALF – See Group "B"	–
10	1562536	HOSE .....	1	26	1576729	ADAPTER .....	1
10A	----	FLANGE HALF – See Group "A"	–	27	20H-8	CLAMP .....	1
10B	----	FLANGE HALF – See Group "A"	–	28	536749	HOSE .....	1
11	1574339	CYLINDER, Endgate .....	1	29	20H-8	CLAMP .....	1
12	1562536	HOSE .....	1	30	1578038	TUBE ASSY .....	1
12A	----	FLANGE HALF – See Group "A"	–	31	----	CONTROL VALVE – See Index ..	1
12B	----	FLANGE HALF – See Group "A"	–	32	20H-8	CLAMP .....	1
13	1575203	TUBE, L.H. Ejection .....	1	33	536749	HOSE .....	1
14	1550880	HOSE .....	1	34	20H-8	CLAMP .....	1
14A	----	FLANGE HALF – See Group "A"	–	35	1318910	FITTING .....	1
14B	----	FLANGE HALF – See Group "A"	–	36	1300309	ADAPTER .....	1
15	1574339	CYLINDER, Rolling Floor .....	1	37	1576551	HOSE .....	1
16	1562536	HOSE .....	1	37A	----	FLANGE HALF – See Group "A"	–
16A	----	FLANGE HALF – See Group "A"	–	37B	----	FLANGE HALF – See Group "A"	–
16B	----	FLANGE HALF – See Group "A"	–	38	1576551	HOSE .....	1
17	1562536	HOSE .....	1	38A	----	FLANGE HALF – See Group "A"	–
17A	----	FLANGE HALF – See Group "A"	–	38B	----	FLANGE HALF – See Group "A"	–
17B	----	FLANGE HALF – See Group "A"	–	39	1552289	ADAPTER .....	2
18	1575482	TUBE .....	1	40	1552291	ADAPTER .....	2
19	1562536	HOSE .....	1				

GROUP	FLANGE HALF	O-RING	BOLT	LKWSHR	SIZE
No. Req'd Per Connection	2	1	4	4	
A	663092	58K-214	23C-620	4E-06	¾"
B	663093	58K-219	23C-620	4E-06	1"

**WHEN ORDERING PARTS, ALWAYS STATE MODEL AND SERIAL NO. OF MACHINE**



HYDRAULIC SYSTEM - STEERING

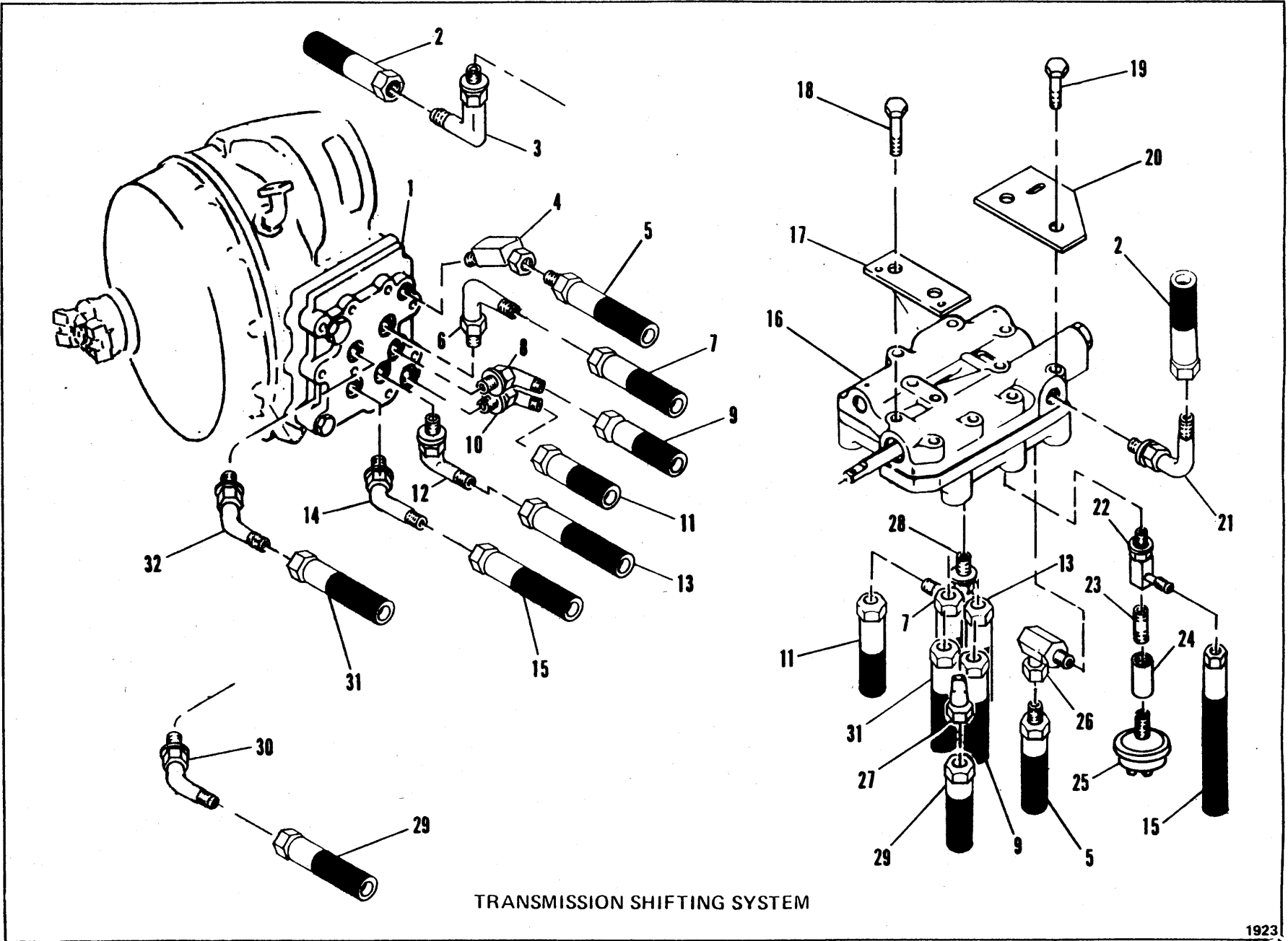
# CLARK EQUIPMENT COMPANY

## HYDRAULIC SYSTEM – STEERING

Item	Part No.	Description	Qty.
1	1576555	HOSE .....	1
1A	-----	FLANGE HALF – See Group "A" .....	-
2	1578413	ADAPTER .....	1
3	1578413	ADAPTER .....	1
4	1576744	CYLINDER, Steering – R.H. ....	1
5	1576426	HOSE .....	1
5A	-----	FLANGE HALF – See Group "A" .....	-
5B	-----	FLANGE HALF – See Group "A" .....	-
6	1576426	HOSE .....	1
6A	-----	FLANGE HALF – See Group "A" .....	-
6B	-----	FLANGE HALF – See Group "A" .....	-
7	1576171	TUBE ASSY .....	2
7A	-----	FLANGE HALF – See Group "A" .....	-
8	1576744	CYLINDER, Steering – L.H. ....	1
9	1576843	HOSE .....	1
9A	-----	FLANGE HALF – See Group "A" .....	-
9B	-----	FLANGE HALF – See Group "A" .....	-
10	1576253	TUBE .....	1
11	15K-8	ADAPTER .....	1
12	1567164	VALVE, Cushion .....	1
13	1576545	ADAPTER .....	1
14	1576545	ADAPTER .....	1
15	1576552	HOSE .....	1
16	1576552	HOSE .....	1
17	15K-8	ADAPTER .....	1
18	1576253	TUBE .....	1
19	1576843	HOSE .....	1
19A	-----	FLANGE HALF – See Group "A" .....	-
19B	-----	FLANGE HALF – See Group "A" .....	-
20	1564699	VALVE, Steering .....	1
21	1576542	ADAPTER .....	1

GROUP	FLANGE HALF	O-RING	BOLT	LKWSHR	SIZE
No. Req'd Per Connection	2	1	4	4	
A	663092	58K-214	23C-620	4E-06	¾"

**WHEN ORDERING PARTS, ALWAYS STATE MODEL AND SERIAL NO. OF MACHINE**



TRANSMISSION SHIFTING SYSTEM



# CLARK EQUIPMENT COMPANY

## TRANSMISSION SHIFTING SYSTEM

Item	Part No.	Description	Qty.
1	231038	PLATE, Valve Cover .....	1
2	1576482	HOSE ASSY, Low-Low .....	1
3	17K-5	ADAPTER .....	1
3A	91F-5	† O-RING (Inc. w/3) .....	1
4	1315103	ADAPTER .....	1
5	1576483	HOSE ASSY, Drain .....	1
6	18K-5	ADAPTER .....	1
6A	91F-5	† O-RING (Inc. w/6) .....	1
7	1576481	HOSE ASSY, First .....	1
8	18K-5	ADAPTER .....	1
8A	91F-5	† O-RING (Inc. w/8) .....	1
9	1576481	HOSE ASSY, Second .....	1
10	18K-5	ADAPTER .....	1
10A	91F-5	† O-RING (Inc. w/10) .....	1
11	1576481	HOSE ASSY, Fourth .....	1
12	17K-5	ADAPTER .....	1
12A	91F-5	† O-RING (Inc. w/12) .....	1
13	1576481	HOSE ASSY, Third .....	1
14	18K-5	ADAPTER .....	1
14A	91F-5	† O-RING (Inc. w/14) .....	1
15	1576481	HOSE ASSY, Reverse .....	1
16	-----	VALVE, Control - See Index .....	1
17	1576381	MOUNT, Control Valve .....	1
18	23C-64	BOLT, Hex .....	2
19	23C-64	BOLT, Hex .....	2
20	1576385	MOUNT, Control Valve .....	1
21	17K-5	ADAPTER .....	1
21A	91F-5	† O-RING (Inc. w/21) .....	1
22	1522895	FITTING .....	1
22A	91F-5	† O-RING (Inc. w/22) .....	1
23	5K-108	NIPPLE .....	1
24	75F-1	COUPLING .....	1
25	1566390	SWITCH, Pressure .....	1
26	711329	ADAPTER .....	1
27	18K-6	ADAPTER .....	1
27A	91F-6	† O-RING (Inc. w/27) .....	1
28	17K-5	ADAPTER .....	1
28A	91F-5	† O-RING (Inc. w/28) .....	1
29	1576484	HOSE ASSY, Supply .....	1
30	18K-6	ADAPTER .....	1
30A	91F-6	† O-RING (Inc. w/30) .....	1
31	1576481	HOSE ASSY, Forward .....	1
32	18K-5	ADAPTER .....	1
32A	91F-5	† O-RING (Inc. w/32) .....	1

† Not Illustrated

**WHEN ORDERING PARTS, ALWAYS STATE MODEL AND SERIAL NO. OF MACHINE**

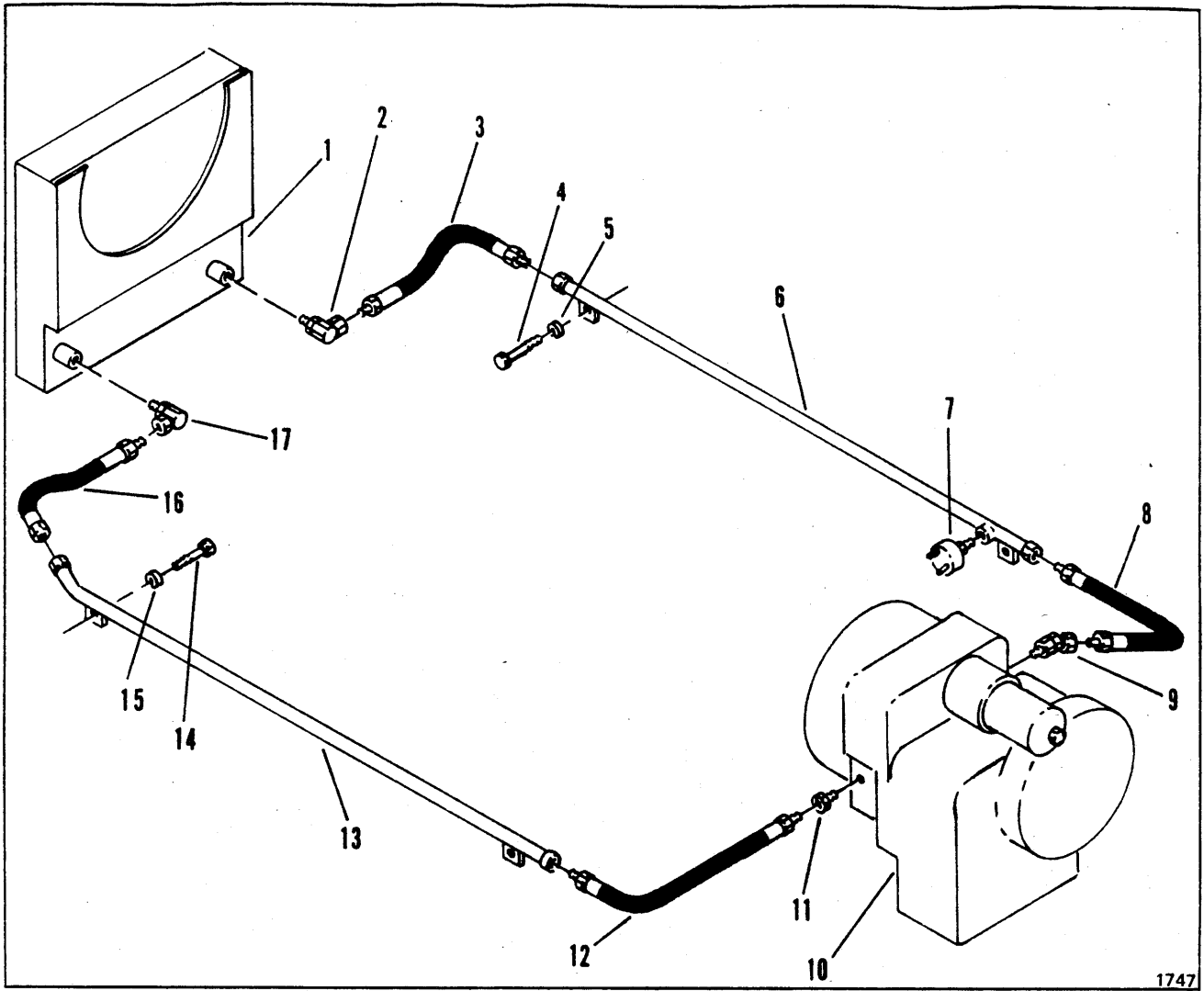
PM 4045

Printed in U.S.A.

(2B8)

H17-1

# CLARK EQUIPMENT COMPANY



**HYDRAULIC SYSTEM – TRANSMISSION AND CONVERTER**

Item	Part No.	Description	Qty.
1	1573255	OIL COOLER, Radiator .....	1
2	526676	ADAPTER 90° .....	1
3	546829	HOSE .....	1
4	24C-614	BOLT .....	2
5	4E-06	LKWSHR .....	2
6	1575166	TUBE .....	1
7	1564603	TEMP SWITCH .....	1
8	546829	HOSE .....	1
9	583210	ADAPTER .....	1
10	-----	TRANS & CONVERTER ASSY – See Index .....	1
11	545204	ADAPTER .....	1
12	546829	HOSE .....	1
13	1575181	TUBE .....	1
14	24C-614	BOLT .....	2
15	4E-06	LKWSHR .....	2
16	546829	HOSE .....	1
17	526676	ADAPTER 90° .....	1

**WHEN ORDERING PARTS, ALWAYS STATE MODEL AND SERIAL NO. OF MACHINE**

**CLARK EQUIPMENT COMPANY**

**"N" GROUP  
CONTENTS**

**Nameplates & Decals ..... N 2**

# CLARK EQUIPMENT COMPANY

## NAMEPLATES AND DECALS

Item	Part No.	Description	Qty.
1	547851	DECAL, "Clark Equipment" .....	3
2	547852	DECAL, "MICHIGAN" Tractor .....	2
3	664402	FLATWASHER .....	4
4	1507422	PLATE, Tractor Serial Number .....	2
5	1530098	NAMEPLATE, "MICHIGAN" Grille .....	1
6	1563758	DECAL, Oil Specification .....	1
7	1563766	PLATE, Lift & Ejection Control .....	1
8	1577345	DECAL, Elevator Control .....	1
9	1576673	DECAL, 110-9 .....	2
10	1578043	RACING STRIPE DECAL .....	2
11	6C-705	SCREW .....	14
12	7G-432	SCREW .....	4
13	17D-1	LOCKNUT .....	4
14	1578134	DECAL, Horn & Emergency Park Brake .....	1

**WHEN ORDERING PARTS, ALWAYS STATE MODEL AND SERIAL NO. OF MACHINE**

**CLARK EQUIPMENT COMPANY**

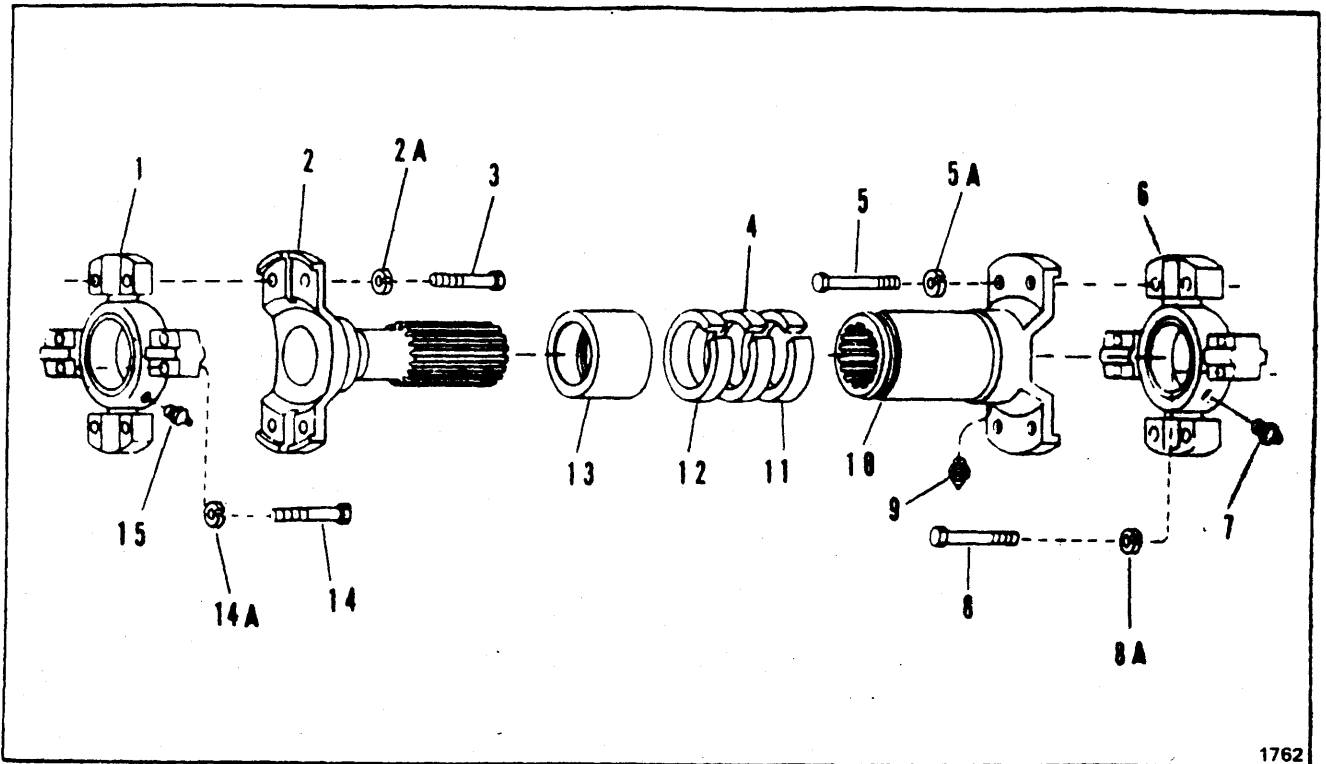
**"P" GROUP**

**CONTENTS**

<b>Propeller Shaft – Converter to Transmission .....</b>	<b>P 3</b>
<b>Propeller Shaft – Transmission to Axle .....</b>	<b>P 3</b>
<b>Pump Group:</b>	
<b>    Pump – Elevator .....</b>	<b>P 5, P 7</b>
<b>    Pump – Lift, Ejection &amp; Steering .....</b>	<b>P 8</b>



# CLARK EQUIPMENT COMPANY

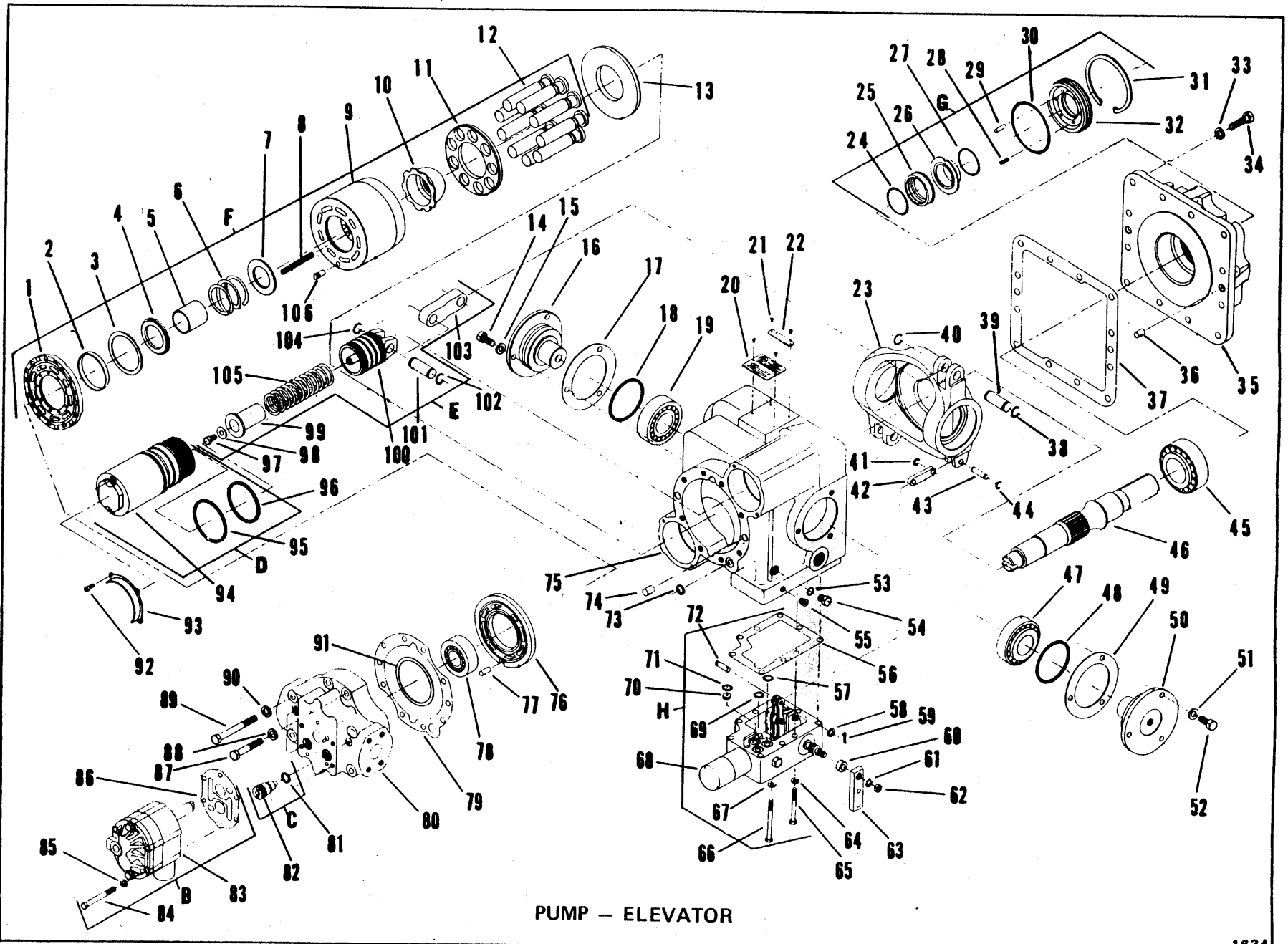


1762

## PROPELLER SHAFTS

Item	Transmission to Axle	Engine to Converter	Description	Qty.
A	1573885	1573886	PROP SHAFT ASSY .....	1
1	891046	891046	CENTER REPAIR KIT .....	1
2	1577606	1577606	TUBE & YOKE .....	1
3	872382	872382	BOLT .....	4
3A	3E-06	3E-06	LKWSHR .....	4
4	1577608	1577608	FELTWASHER .....	1
5	872382	872382	BOLT .....	4
5A	3E-06	3E-06	LKWSHR .....	4
6	891046	891046	CENTER REPAIR KIT .....	1
7	10H-25	10H-25	FITTING, Grease .....	1
8	891047	891047	BOLT .....	4
8A	3E-06	3E-06	LKWSHR .....	4
9	10H-25	10H-25	FITTING, Grease .....	1
10	1578588	1578592	SLIP YOKE .....	1
11	858197	858197	WASHER .....	1
12	858197	858197	WASHER .....	1
13	1577607	1577607	DUST CAP .....	1
14	891047	891047	BOLT .....	4
14A	3E-06	3E-06	LKWSHR .....	4
15	10H-25	10H-25	FITTING, Grease .....	1

**WHEN ORDERING PARTS, ALWAYS STATE MODEL AND SERIAL NO. OF MACHINE**



PUMP - ELEVATOR



# CLARK EQUIPMENT COMPANY

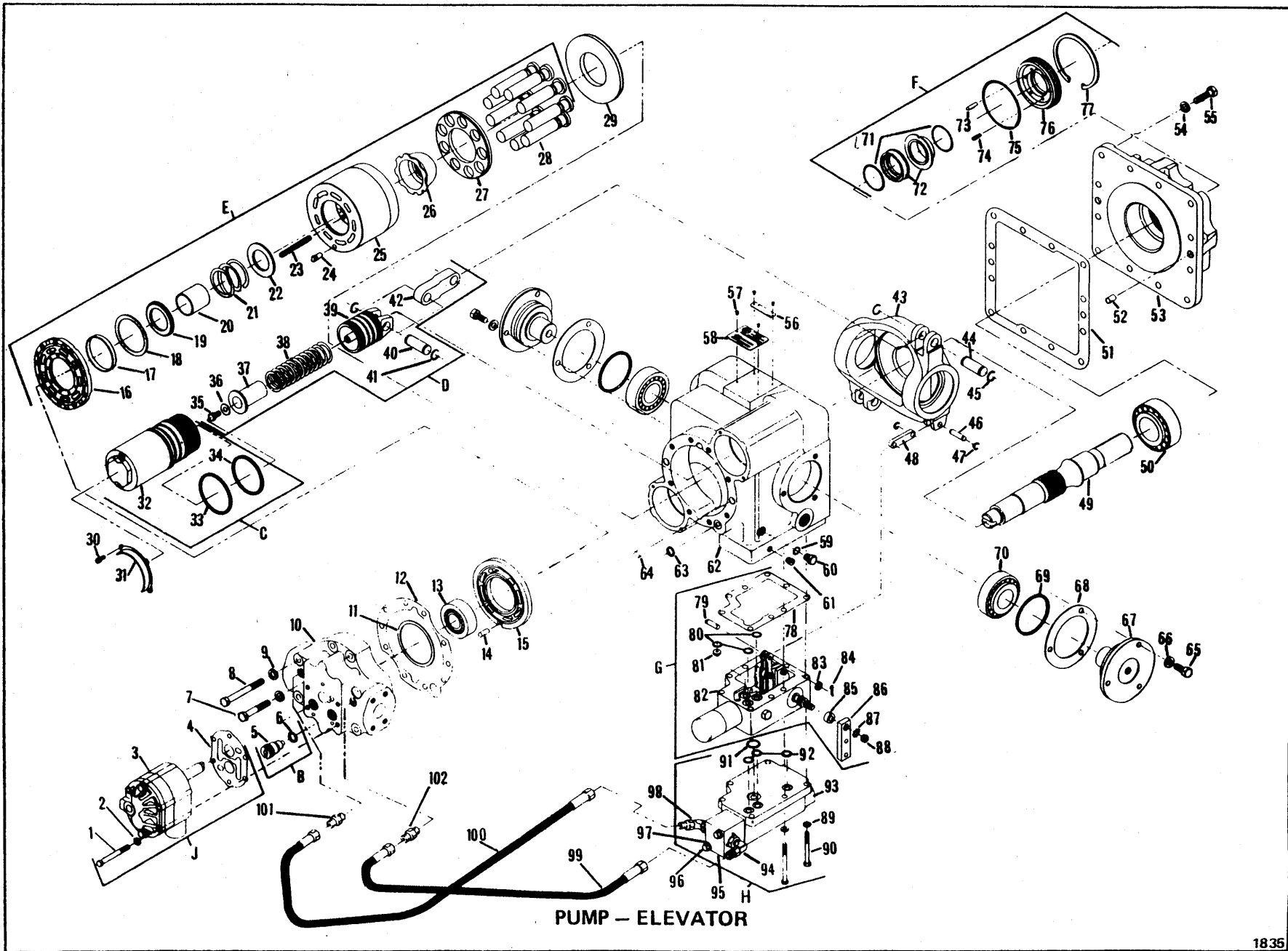
## PUMP — ELEVATOR For Serial: 222A-101 thru 222A-207

Item	Part No.	Description	Qty.	Item	Part No.	Description	Qty.
A	1576377	*PUMP ASSY (Inc. 1 thru 106)	1	48	25K-40108	O-RING	1
B	1577490	CHARGING PUMP KIT (Inc. 78, 83, 84, 85, 86)	1	49	949682	‡ GASKET, Trunnion	—
C	6518531	CHECK VALVE KIT (Inc. 81, 82)	2	50	6518512	TRUNNION	1
D	949694	SERVO SLEEVE KIT (Inc. 94, 95, 96)	2	51	6518414	WASHER	3
E	949681	SERVO PISTON KIT (Inc. 97 thru 105)	2	52	1C-512	BOLT	3
F	6518500	CYLINDER BLOCK KIT (Inc. 1 thru 12 & 106)	1	53	91F-03	O-RING	1
G	6518534	SEAL KIT (Inc. 24 thru 32)	1	54	24K-03	PLUG	1
H	6518535	CONTROL VALVE KIT (Inc. 56 thru 72)	1	55	6518510	PLUG	1
1	----	PLATE, Bearing — See "F"	1	56	6518473	GASKET, Valve Housing — See "H"	1
2	----	PILOT, Bearing Plate — See "F"	1	57	58K-014	O-RING — See "H"	1
3	----	RING, Retaining — See "F"	1	58	6518479	WASHER — See "H"	1
4	----	RETAINER, Spring — See "F"	1	59	5201861	COTTER — See "H"	1
5	----	GUIDE, Spring — See "F"	1	60	6518520	SPACER — See "H"	1
6	----	SPRING, Cylinder Block — See "F"	1	61	5E-04	WASHER — See "H"	1
7	----	SEAT, Spring — See "F"	1	62	7D-04	NUT — See "H"	1
8	----	SPRING, Retaining — See "F"	9	63	6518478	HANDLE, Control — See "H"	1
9	----	BLOCK, Cylinder — See "F"	1	64	6518479	WASHER — See "H"	4
10	----	GUIDE, Retainer — See "F"	1	65	1C-436	BOLT — See "H"	4
11	----	RETAINER — See "F"	1	66	1C-436	BOLT — See "H"	5
12	----	PISTON — See "F"	9	67	6518479	WASHER — See "H"	5
13	949692	PLATE, Thrust	1	68	----	§ VALVE, Control — See "H"	1
14	1C-512	BOLT	3	69	58K-014	O-RING — See "H"	1
15	6518414	WASHER	3	70	6518475	PLUG — See "H"	1
16	6518465	TRUNNION	1	71	58K-014	O-RING — See "H"	1
17	6518466	‡ GASKET, Trunnion	—	72	6518474	PIN — See "H"	1
18	35K-40108	O-RING	1	73	58K-014	O-RING	1
19	949697	BEARING, Trunnion	1	74	6518460	PIN	2
20	6518462	NAMEPLATE	1	75	949687	HOUSING	1
21	6C-003	DRIVE SCREW	4	76	949690	PLATE	1
22	6518509	ARROW, Direction	1	77	6518423	PIN	1
23	949686	PLATE, Variable Swash	1	78	949696	BEARING, Rear	1
24	----	O-RING — See "G"	1	79	949685	GASKET, End Cap	1
25	----	SEAL KIT (Inc. 25, 26) — See "G"	1	80	949691	CAP, Pump End	1
26	----	SEAL KIT — See 25	1	81	58K-015	O-RING — See "C"	2
27	----	O-RING — See "G"	1	82	----	§ VALVE, Check — See "C"	2
28	----	SPRING, Seal — See "G"	8	83	----	§ PUMP, Charging — See "B"	1
29	----	PIN — See "G"	1	84	1C-456	BOLT — See "B"	4
30	----	O-RING — See "G"	1	85	6518479	WASHER — See "B"	4
31	----	RING, Retainer — See "G"	1	86	6518481	GASKET — See "B"	1
32	----	RETAINER, Seal — See "G"	1	87	1C-628	BOLT	4
33	6518483	WASHER	12	88	6518483	WASHER	4
34	1C-622	BOLT	8	89	1C-636	BOLT	4
35	949683	COVER, Front	1	90	6518483	WASHER	4
36	6518460	PIN	2	91	949688	‡ SHIM	—
37	949684	GASKET, Front Cover	1	92	6518444	SCREW	4
38	710779	RING, Retainer	2	93	949680	RETAINER, Sleeve	2
39	949678	PIN	2	94	----	PLUG — See "D"	4
40	710779	RING, Retainer	2	94A	----	SLEEVE, Servo — See "D"	2
41	1315140	RING, Retainer	1	95	----	O-RING — See "D"	2
42	6518456	LINK, Swash Control	1	96	----	O-RING — See "D"	2
43	6518455	PIN	1	97	----	SCREW — See "E"	2
44	1315140	RING, Retainer	1	98	----	WASHER — See "E"	2
45	949695	BEARING, Front	1	99	----	GUIDE, Spring — See "E"	2
46	949689	SHAFT, Pump	1	100	----	PISTON, Servo — See "E"	2
47	949697	BEARING, Trunnion	1	101	----	PIN — See "E"	2
				102	----	RING, Retaining — See "E"	2
				103	----	LINK, Servo — See "E"	2
				104	----	RING, Retaining — See "E"	2
				105	----	SPRING, Servo — See "E"	2
				106	----	PIN — See "F"	1

‡ As Required  
§ Not Sold Separately

\* NOTE: For complete replacement use 1579118. See Page P7-1 for components of 1579118. For mounting use 4 Bolts 23C-828, 4 Washer 816792, and 1 Mounting Gasket 552161.

**WHEN ORDERING PARTS, ALWAYS STATE MODEL AND SERIAL NO. OF MACHINE**



PUMP - ELEVATOR

# CLARK EQUIPMENT COMPANY

## PUMP – ELEVATOR For Serial: 222A-208 & After

Item	Part No.	Description	Qty.	Item	Part No.	Description	Qty.
A	** 1579118	PUMP ASSY, Elevator (Inc. 1 thru 102A) .....	1	46	6518455	PIN .....	1
B	6518531	CHECK VALVE KIT (Inc. 5, 6) ....	2	47	1315140	RETAINER .....	2
C	949694	SERVO SLEEVE KIT (Inc. 32, 32A, 33, 34) .....	2	48	6518456	LINK .....	1
D	949681	SERVO PISTON KIT (Inc. 35 thru 42) .....	2	49	949689	SHAFT .....	1
E	960087	CYLINDER BLOCK KIT (Inc. 16 thru 29) .....	1	50	949695	BEARING .....	1
F	6518534	SEAL KIT (Inc. 71 thru 77) .....	1	51	949684	GASKET .....	1
G	1579716	CONTROL VALVE KIT (Inc. 78 thru 88) .....	1	52	6518460	PIN .....	2
H	* 1579717	PRESSURE OVERRIDE VALVE KIT (Inc. 89 thru 98) .....	1	53	949683	COVER .....	1
J	1577490	CHARGE PUMP KIT (Inc. 1 thru 4)	1	54	6518483	WASHER .....	12
1	1C-448	BOLT – See "J" .....	4	55	1C-622	SCREW .....	12
2	6518479	WASHER – See "J" .....	4	56	6518509	ARROW, Direction .....	1
3	1579718	PUMP, Charge – See "J" .....	1	57	6C-403	DRIVE SCREW .....	4
4	6518481	GASKET – See "J" .....	1	58	6518462	NAMEPLATE .....	1
5	-----	§ VALVE, Check – See "B" .....	2	59	91F-03	O-RING .....	1
6	58K-015	O-RING – See "B" .....	2	60	24K-03	PLUG .....	1
7	1C-628	BOLT .....	3	61	6518510	PLUG .....	1
8	1C-636	BOLT .....	5	62	949687	HOUSING .....	1
9	6518483	WASHER .....	8	63	58K-014	O-RING .....	1
10	960086	END CAP .....	1	64	6518460	PIN .....	2
11	949688	‡ SHIM .....	-	65	1C-512	SCREW .....	6
12	949685	GASKET .....	1	66	6518414	WASHER .....	6
13	949696	BEARING .....	1	67	6518465	TRUNNION .....	2
14	6518423	PIN .....	1	68	949682	‡ GASKET .....	-
15	949690	PLATE .....	1	69	25K-40108	O-RING .....	2
16	-----	§ PLATE – See "E" .....	1	70	949697	BEARING .....	2
17	-----	§ PILOT – See "E" .....	1	71	-----	§ O-RING – See "F" .....	2
18	-----	§ RETAINER – See "E" .....	1	72	-----	§ SEAL KIT – See "F" .....	1
19	-----	§ RETAINER – See "E" .....	1	73	-----	§ PIN – See "F" .....	1
20	-----	§ GUIDE – See "E" .....	1	74	-----	§ SPRING – See "F" .....	6
21	-----	§ SPRING – See "E" .....	1	75	-----	§ O-RING – See "F" .....	1
22	-----	§ SEAT – See "E" .....	1	76	-----	§ RETAINER – See "F" .....	1
23	-----	§ SPRING – See "E" .....	6	77	-----	§ RING – See "F" .....	1
24	-----	§ PIN – See "E" .....	1	78	6518473	GASKET – See "G" .....	1
25	-----	§ BLOCK, Cylinder – See "E" .....	1	79	6518474	PIN – See "G" .....	1
26	-----	§ GUIDE – See "E" .....	1	80	58K-014	O-RING – See "G" .....	3
27	-----	§ RETAINER – See "E" .....	1	81	1579767	PLUG – See "G" .....	1
28	-----	§ PISTON – See "E" .....	9	82	-----	§ CONTROL – See "G" .....	1
29	960085	PLATE .....	1	83	6518479	WASHER – See "G" .....	1
30	6518444	BOLT .....	4	84	5201861	PIN – See "G" .....	1
31	949680	RETAINER .....	2	85	6518477	SPACER – See "G" .....	1
32	-----	§ SLEEVE – See "C" .....	2	86	6518478	HANDLE – See "G" .....	1
32A	-----	§ PLUG – See "C" .....	4	87	5E-04	WASHER – See "G" .....	1
33	-----	§ O-RING – See "C" .....	2	88	7D-4	NUT – See "G" .....	1
34	-----	§ O-RING – See "C" .....	2	89	6518479	WASHER – See "G" .....	9
35	-----	§ SCREW – See "D" .....	2	90	1C-444	SCREW – See "G" .....	9
36	-----	§ WASHER – See "D" .....	2	91	58K-014	O-RING – See "H" .....	1
37	-----	§ GUIDE – See "D" .....	2	92	893675	O-RING – See "H" .....	3
38	-----	§ SPRING – See "D" .....	2	93	-----	§ VALVE, Press. Override – See "H" .....	1
39	-----	§ PISTON – See "D" .....	2	94	17K-03	CONNECTOR (Inc. 94A) – See "H" .....	1
40	-----	§ PIN – See "D" .....	2	94A	91F-03	O-RING – See "H" .....	1
41	-----	§ RING – See "D" .....	4	95	-----	§ BLOCK – See "H" .....	1
42	-----	§ LINK – See "D" .....	2	96	-----	§ BOLT – See "H" .....	2
43	949686	PLATE, Swash .....	1	97	-----	§ LKWSHR – See "H" .....	2
44	960084	PIN .....	2	98	18K-03	CONNECTOR (Inc. 98A) – See "H" .....	1
45	710779	RING, Retainer .....	4	98A	91F-03	O-RING – See "H" .....	1
				99	1579692	HOSE .....	1
				100	1579692	HOSE .....	1
				101	15K-03	CONNECTOR (Inc. 101A) .....	1
				101A	91F-03	O-RING .....	1
				102	15K-03	CONNECTOR (Inc. 102A) .....	1
				102A	91F-03	O-RING .....	1

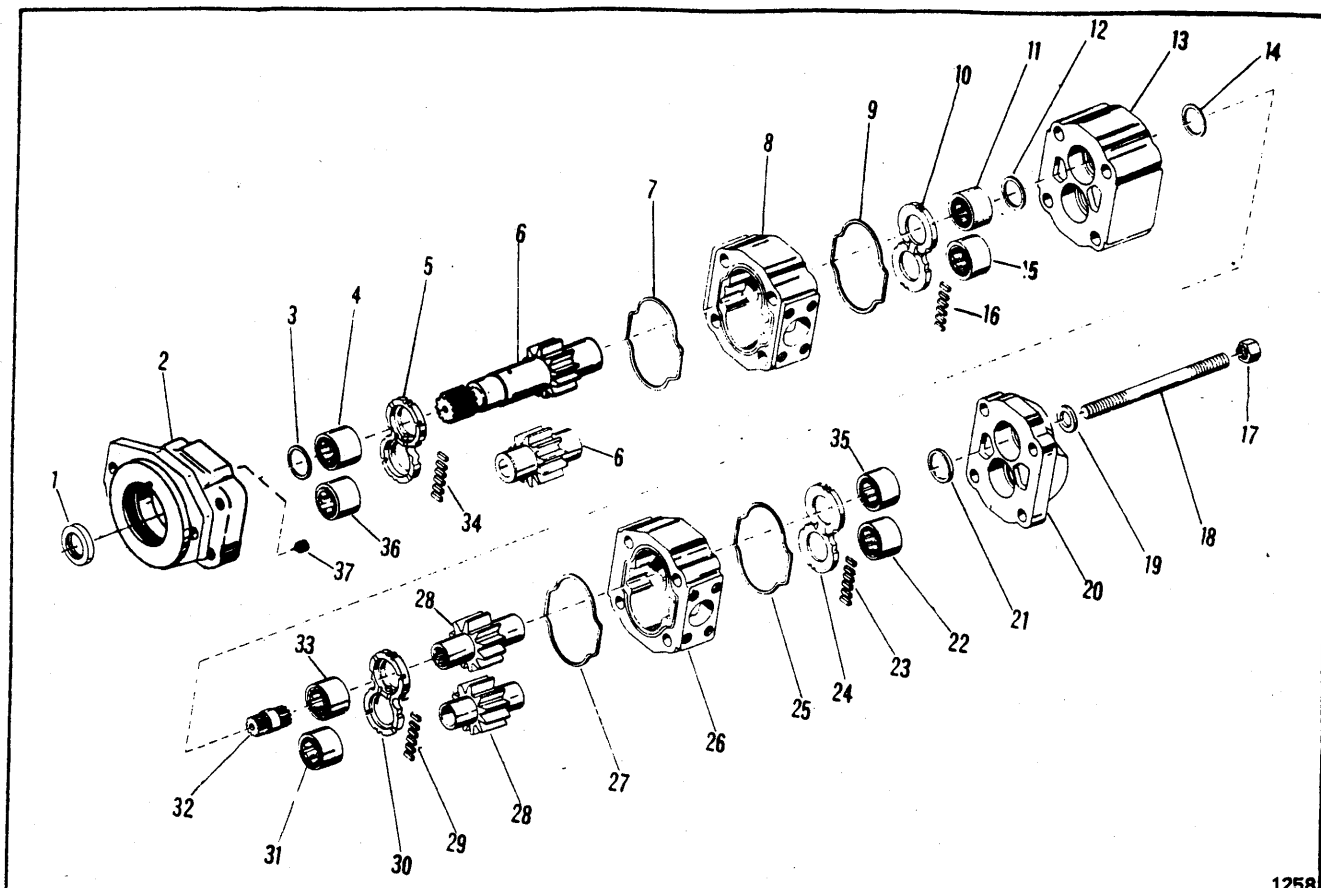
‡ As Required  
§ Not Sold Separately

\*NOTE: Kit includes one (1) 1580759 Steel Ball.

\*\*NOTE: For mounting use 4 Bolts 23C-828, 4 Washer 616792, and 1 Mounting Gasket 552161.

**WHEN ORDERING PARTS, ALWAYS STATE MODEL AND SERIAL NO. OF MACHINE**

# CLARK EQUIPMENT COMPANY



1258

## PUMP – LIFT, EJECTION AND STEERING HYDRAULIC

Item	Part No.	Description	Qty.
A	1576424	**PUMP ASSY (Inc 1 thru 37)	1
B	946394	*‡REPAIR KIT, Minor (Inc 1, 3, 5, 7, 9, 10, 14, 16 & 34)	—
C	946395	*‡REPAIR KIT, Major (Inc 1, 4, 11, 12, 15, 21, 22, 23, 24, 25, 27, 29, 30, 31, 33, 35, 34 & 36)	—
1	946397	SEAL, Double Lip	1
2	1566714	COVER, Shaft End	1
3	—	§SEAL (See 'B')	1
4	—	§BEARING (See 'C')	1
5	—	§PLATE, Thrust (See 'B')	1
6	1577648	GEAR SET	1
7	—	§GASKET (See 'B')	1
8	1566713	HOUSING, Gear	1
9	—	§GASKET (See 'B')	1
10	—	§PLATE, Thrust (See 'B')	1
11	—	§BEARING (See 'C')	1
12	—	§SEAL (See 'C')	1
13	1566701	CARRIER, Bearing	1
14	—	§SEAL (See 'B')	1
15	—	§BEARING	1

Item	Part No.	Description	Qty.
16	—	§SEAL, Pocket (See 'B')	1
17	63D-10	NUT	4
18	1566705	STUD	4
19	946401	WASHER	4
20	946400	COVER, Port End	1
21	—	§SEAL (See 'C')	1
22	—	§BEARING (See 'C')	1
23	—	§SEAL, Pocket (See 'C')	1
24	—	§PLATE, Thrust (See 'C')	1
25	—	§GASKET (See 'C')	1
26	1566713	HOUSING, Gear	1
27	—	§GASKET (See 'C')	1
28	1566712	GEAR SET	1
29	—	§SEAL, Pocket (See 'C')	1
30	—	§PLATE, Thrust (See 'C')	1
31	—	§BEARING (See 'C')	1
32	898706	SHAFT, Connecting	1
33	—	§BEARING (See 'C')	1
34	—	§SEAL, Pocket (See 'C')	1
35	—	§BEARING (See 'C')	1
36	—	§BEARING (See 'C')	1
37	33G-706	SCREW, Set	1

\* NOTE: For complete repair of Pump, order 'B' and 'C'.

\*\*NOTE: For mounting use 2 Bolts 23C-828; 2 LKWSHR 4E-08; and 1 Mounting Gasket 762746.

‡ As Required

§ Not Sold Separately

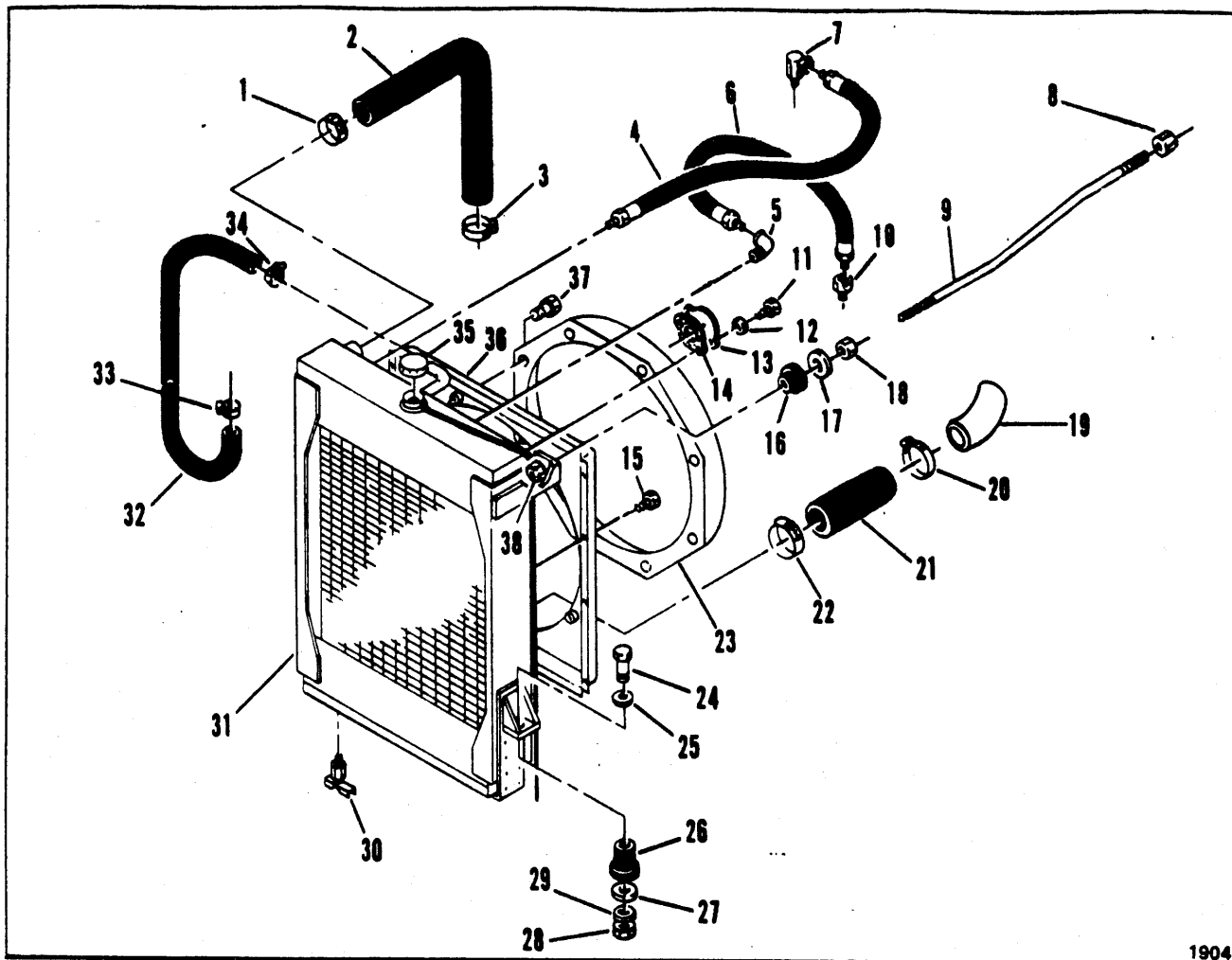
**WHEN ORDERING PARTS, ALWAYS STATE MODEL AND SERIAL NO. OF MACHINE**

**CLARK EQUIPMENT COMPANY**

**"R" GROUP  
CONTENTS**

**Radiator, Oil Cooler & Connections ..... R 2**

# CLARK EQUIPMENT COMPANY



1904

## RADIATOR AND CONNECTIONS

Item	Part No.	Description	Qty.
1	879717	CLAMP .....	1
2	675740	HOSE .....	1
3	879717	CLAMP .....	1
4	1564626	HOSE .....	1
5	26F-02	ELBOW .....	1
6	1564627	HOSE .....	1
7	1311154	ADAPTER .....	1
8	7D-08	NUT .....	2
9	1576791	ROD, L.H. ....	1
9A	1576792	†ROD, R.H. ....	1
10	593297	ADAPTER .....	1
11	23C-612	BOLT .....	2
12	4E-06	LKWSHR .....	2
13	1576833	COVER .....	1
14	692450	GASKET .....	1
15	1C-508	BOLT .....	8
15A	4E-05	†LKWSHR .....	8
16	584501	DAMPNER .....	2
17	584502	WASHER .....	2
18	7D-08	NUT .....	2
19	1576813	TUBE .....	1
20	879717	CLAMP .....	1

Item	Part No.	Description	Qty.
21	941470	HOSE .....	1
22	879717	CLAMP .....	1
23	1580459	SHROUD .....	1
24	24C-1056	BOLT .....	2
25	569070	WASHER .....	2
26	1527276	PAD .....	2
27	675613	WASHER .....	2
28	18D-10	LOCKNUT .....	2
29	569070	WASHER .....	2
30	72F-02	DRAINCOCK .....	1
31	1573255	RADIATOR & OIL COOLER.....	1
32	1M-8360	HOSE .....	1
33	540130	CLAMP .....	1
34	540130	CLAMP .....	1
35	863364	CAP, Radiator .....	1
36	1580450	SHROUD, Box .....	1
37	1C-512	BOLT .....	8
37A	4E-05	†LKWSHR .....	8
37B	25E-15	†WASHER .....	8
38	17D-06	NUT .....	2
38A	584502	†WASHER .....	2

† Not Illustrated

**WHEN ORDERING PARTS, ALWAYS STATE MODEL AND SERIAL NO. OF MACHINE**

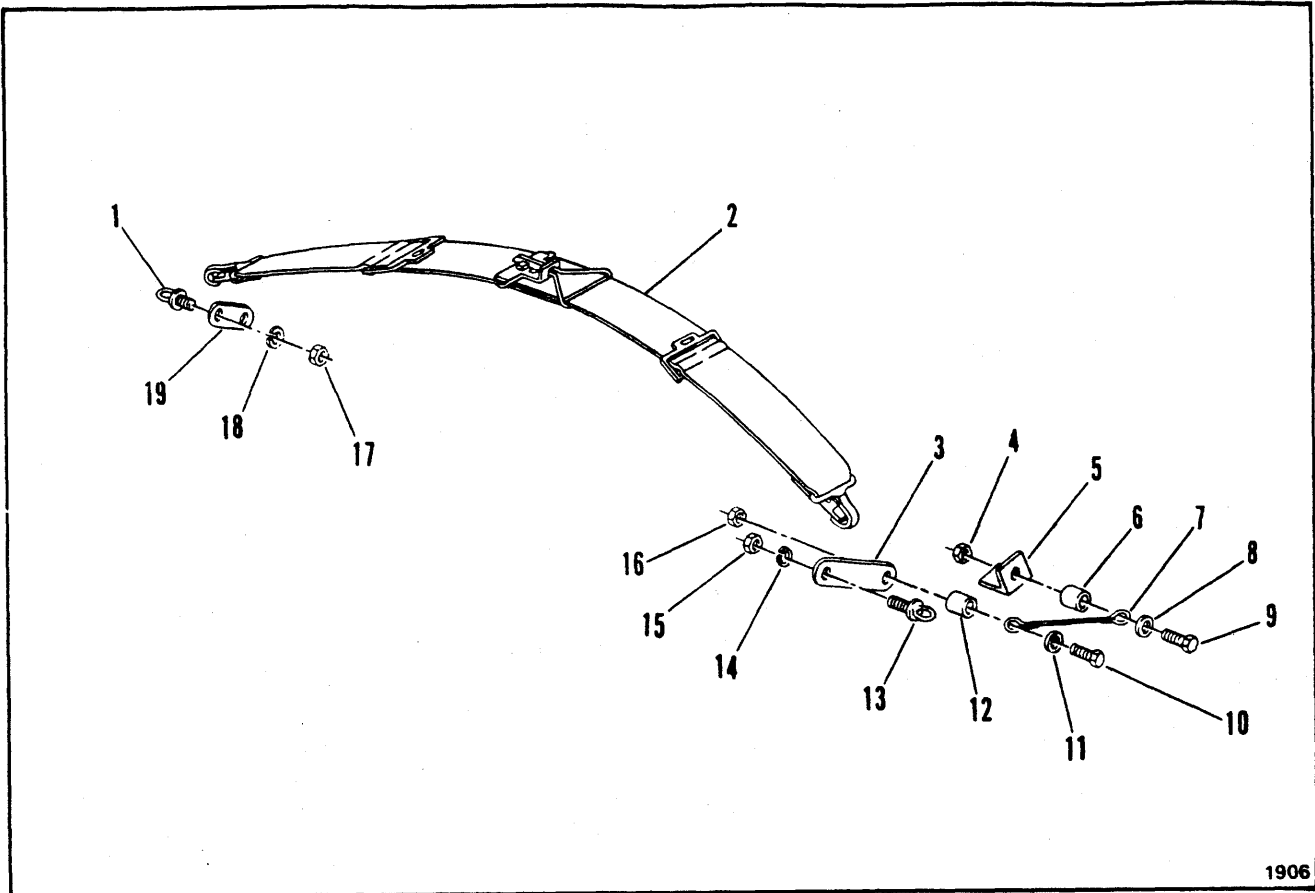
# CLARK EQUIPMENT COMPANY

## "S" GROUP

### CONTENTS

Seat Belt Assembly .....	S 2
Seat — Tractor .....	S 3
Seat Assembly — Suspension .....	S 5
<b>Sheetmetal Group:</b>	
Sheetmetal — Scraper & Tractor .....	S 7, S 9
<b>Steering Group:</b>	
Steering Linkage .....	S 11
Steering Wheel, Column & Pump Assy .....	S 13

# CLARK EQUIPMENT COMPANY



1906

## SEAT BELT ASSEMBLY

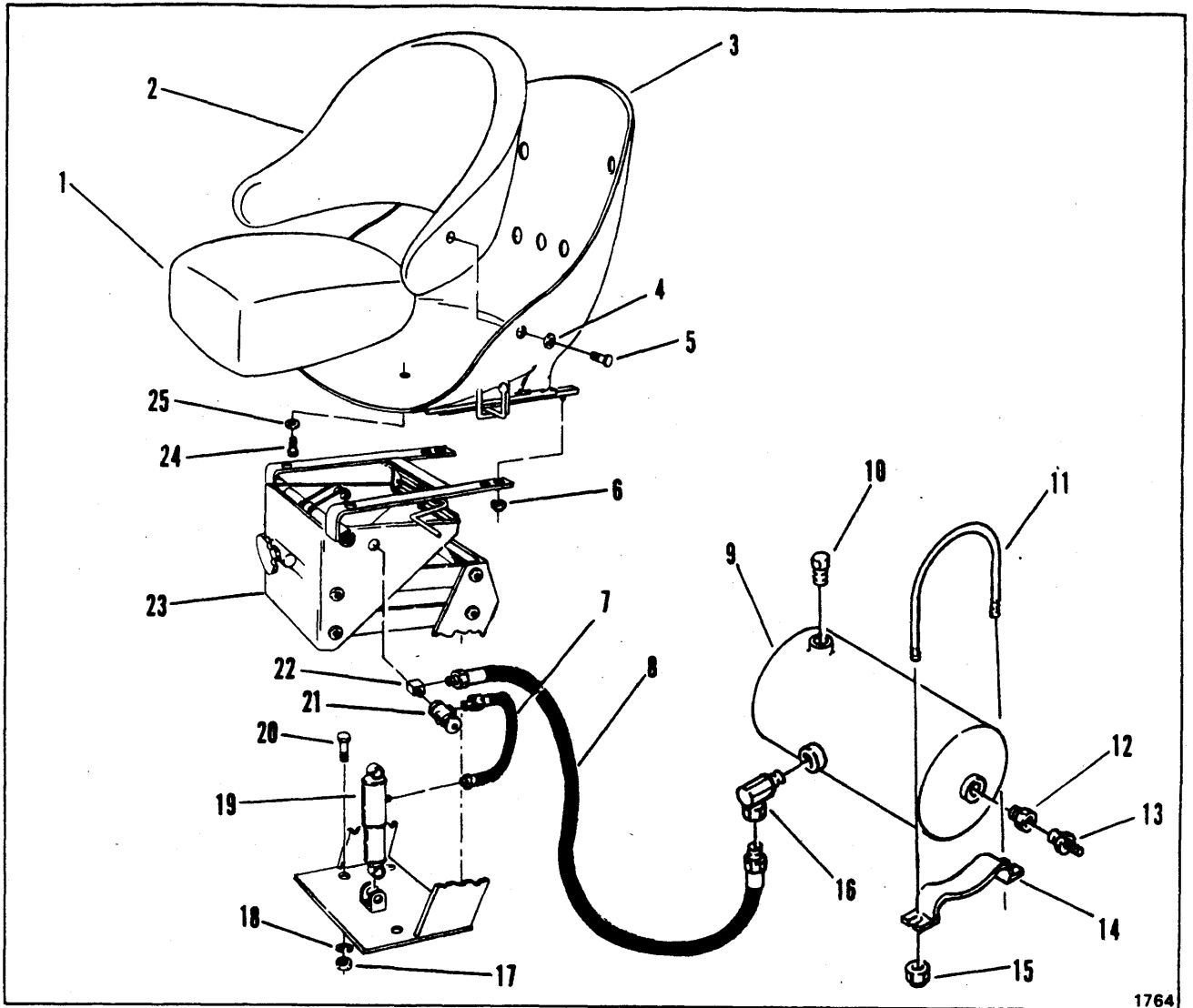
Item	Part No.	Description	Qty.
1	----	§BOLT, Eye .....	1
2	1573723	BELT KIT, Seat (Inc. 1, 13 thru 15, 17, 18) .....	1
3	1573720	LINK, L.H. ....	1
4	18D-04	NUT .....	2
5	1573722	ANGLE .....	2
6	626073	SPACER .....	2
7	1573684	SLING .....	2
8	25E-21	WASHER .....	2
9	23C-828	BOLT .....	2
10	23C-828	BOLT .....	2
11	25E-21	WASHER .....	2
12	626073	SPACER .....	2
13	----	§BOLT, Eye .....	1
14	----	§WASHER .....	1
15	----	§NUT .....	1
16	18D-04	NUT .....	2
17	----	§NUT .....	1
18	----	§WASHER .....	1
19	1573721	LINK, R.H. ....	1

§ Not Sold Separately

**WHEN ORDERING PARTS, ALWAYS STATE MODEL AND SERIAL NO. OF MACHINE**



# CLARK EQUIPMENT COMPANY



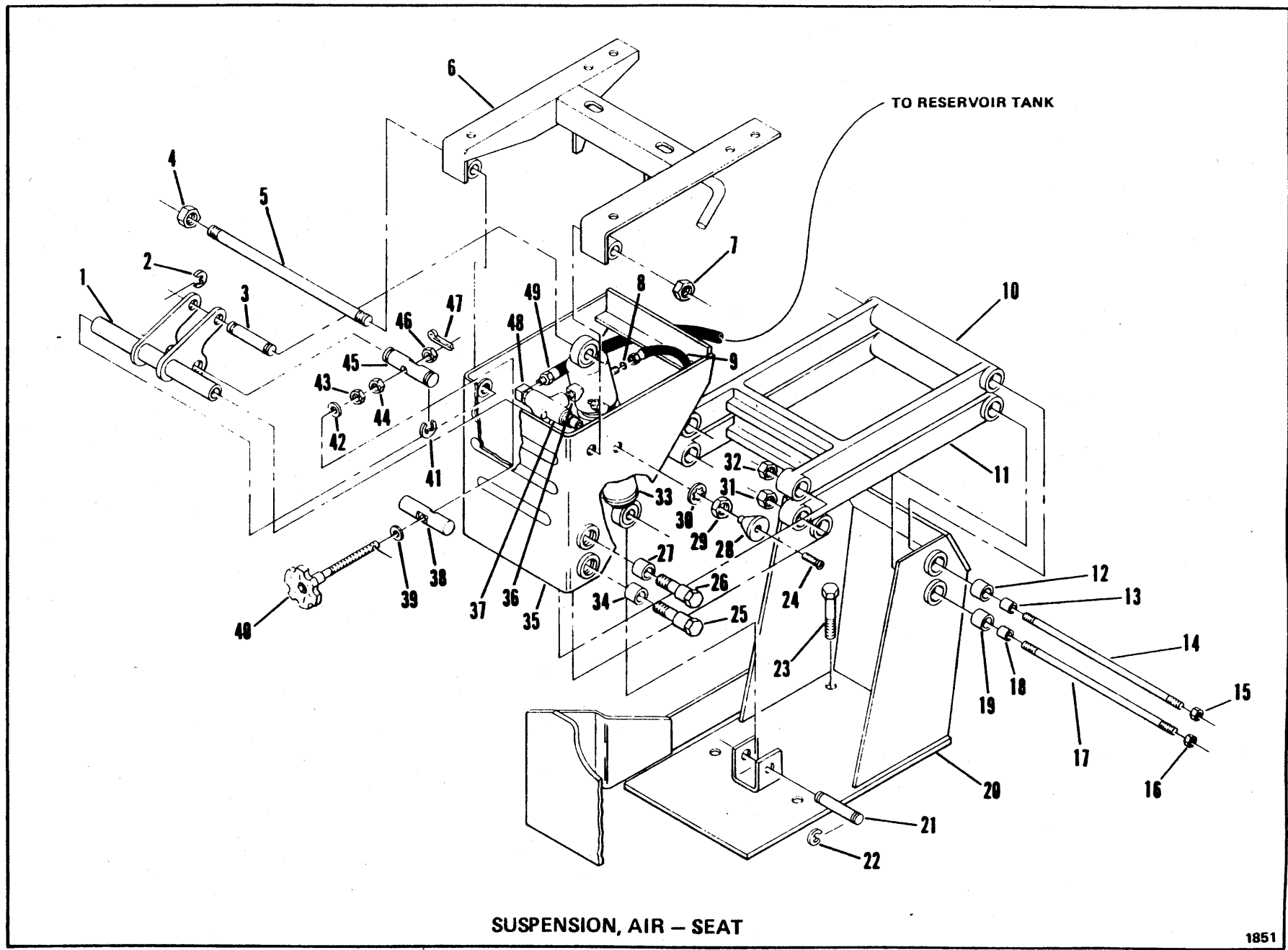
1764

## SEAT ASSEMBLY

Item	Part No.	Description	Qty.
A	1507663	TRACTOR SEAT ASSY (Inc. 1, 2, 3, 4, 5, 24, 25)	1
1	948144	CUSHION	1
2	948143	BACKREST	1
3	944982	SHELL	1
4	4E-06	LKWSHR	7
5	17C-610	BOLT	7
6	62D-05	NUT	4
7	947084	HOSE	1
8	593438	HOSE	1
9	1576501	TANK	1
10	13F-04	PLUG	1
11	1576502	U-BOLT	2
12	19F-03	REDUCER	1

Item	Part No.	Description	Qty.
13	1576561	VALVE	1
14	1576503	FILLER	2
15	17D-03	LOCKNUT	4
16	711087	ADAPTER	1
17	63D-08	NUT	4
18	4E-08	LKWSHR	4
19	---	ABSORBER, Shock - See Suspension	1
20	23C-816	BOLT	4
21	---	VALVE - See Suspension	1
22	---	ELBOW - See Suspension	1
23	---	SEAT SUSPENSION ASSY - See Index	1
24	23C-610	BOLT	4
25	4E-06	LKWSHR	4

**WHEN ORDERING PARTS, ALWAYS STATE MODEL AND SERIAL NO. OF MACHINE**



S4-1

(2D3)

PM 4048  
Printed in U.S.A.

# CLARK EQUIPMENT COMPANY

## SUSPENSION, AIR – SEAT

Item	Part No.	Description	Qty.
A	1549444	SUSPENSION, Seat .....	1
B	1536340	AIR CONTROL KIT (Inc. 8, 9, 24, 28, 29, 30, 36, 37, 48) .....	1
C	1550573	*ARM KIT (Inc. 12, 13, 14, 15, 15A) .....	2
D	960136	HANDLE ADJUSTMENT KIT (Inc. 38, 39, 40, 41, 42, 43, 44, 46, 47) .....	1
E	960138	KNOB CONTROL KIT (Inc. 24, 28) .....	1
1	1550569	ARM, Pivot .....	1
2	799119	RING, Retainer .....	2
3	1550569	SHAFT .....	1
4	43D-08	NUT .....	1
5	1566872	SHAFT .....	1
6	1550571	TILT ASSY .....	1
7	43D-08	NUT .....	1
8	947166	GASKET – See "B" .....	1
9	947084	HOSE – See "B" .....	1
10	-----	*§ ARM – See "C" .....	1
11	-----	*§ ARM – See "C" .....	1
12	945798	BEARING .....	2
13	1550584	SPACER – See "C" .....	2
14	1550585	SHAFT – See "C" .....	1
15	43D-08	NUT – See "C" .....	2
15A	23C-08	† LKWSHR – See "C" .....	2
16	43D-08	NUT .....	2
16A	23E-08	† LKWSHR .....	2
17	1550585	SHAFT .....	1
18	1550584	SPACER .....	2
19	945798	BEARING .....	2
20	960134	BASE ASSY .....	1
21	1550095	SHAFT .....	1
22	799119	RING, Retainer .....	2
23	23C-816	BOLT .....	4
23A	4E-08	WASHER .....	4
23B	63D-08	NUT .....	4
24	41G-610	SCREW, Machine – See "E" .....	1
25	945804	BOLT, Shoulder .....	2
26	945804	BOLT, Shoulder .....	2
27	945798	BEARING .....	2
28	947329	KNOB – See "B" & "E" .....	1
29	8D-10	NUT, Panel – See "B" .....	1
30	9E-10	LKWSHR – See "B" .....	1
31	43D-08	NUT .....	2
32	43D-08	NUT .....	2
33	1550570	AIR SHOCK ABSORBER .....	1
34	945798	BEARING .....	2
35	1550567	UPPER SUPPORT ASSY .....	1
36	620559	ELBOW – See "B" .....	1
37	-----	§ VALVE – See "B" .....	1
38	1550094	§ SHAFT – See "D" .....	1
39	25E-21	WASHER – See "D" .....	1
40	-----	§ HANDLE & SHAFT – See "D" .....	1
41	799759	RING, Retainer .....	2
42	25E-21	WASHER – See "D" .....	1
43	7D-08	NUT – See "D" .....	1
44	7D-08	NUT – See "D" .....	1
45	1550092	SHAFT .....	1
46	3D-08	NUT – See "D" .....	1
47	1F-312	COTTER – See "D" .....	1
48	31F-1	FITTING – See "B" .....	1
49	1550847	HOSE .....	1

\*NOTE: Quantity listed in Kit 1550573 is for one (1) Arm only.

† Not Illustrated

§ Not Sold Separately

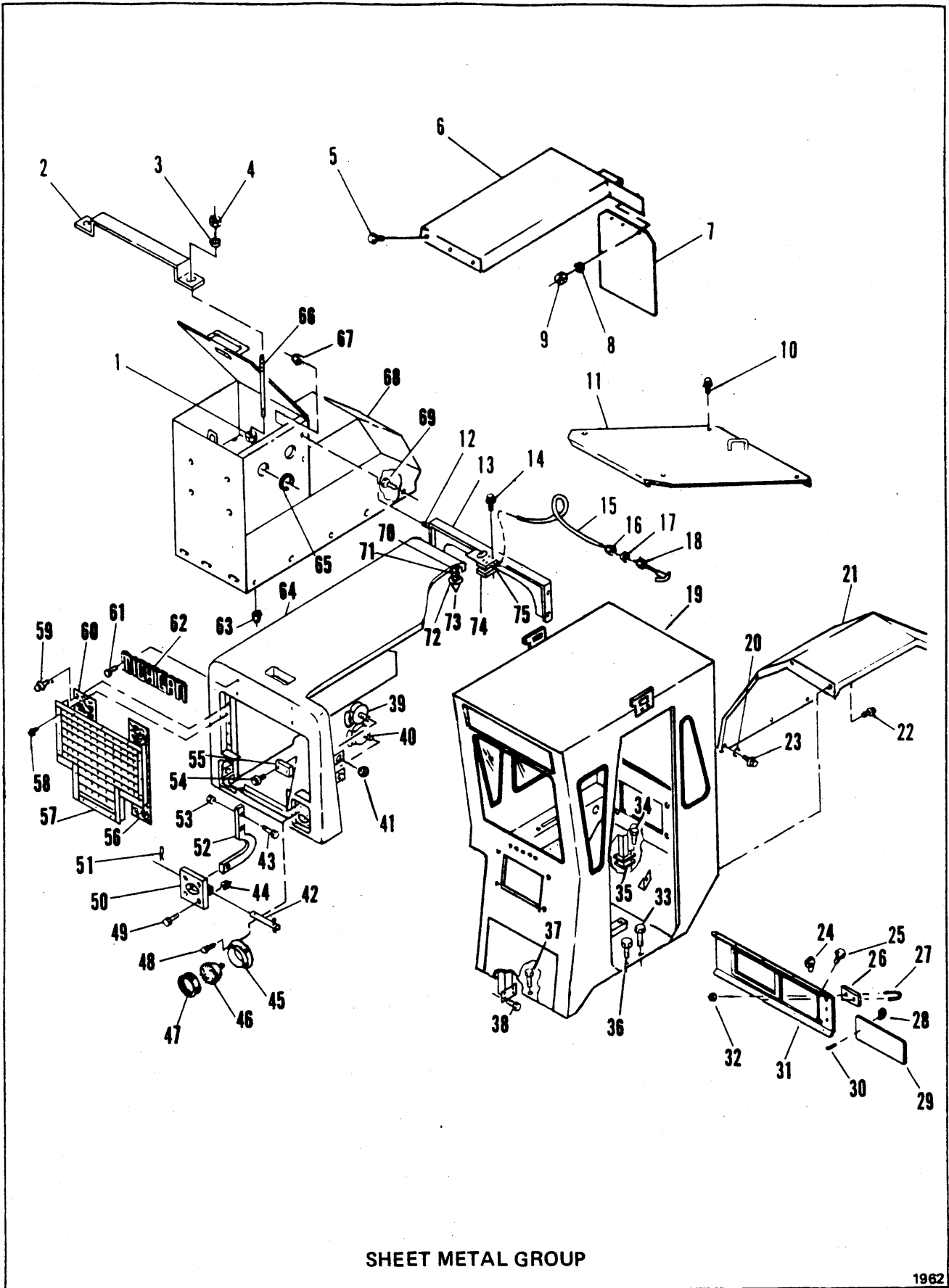
**WHEN ORDERING PARTS, ALWAYS STATE MODEL AND SERIAL NO. OF MACHINE**

PM 4045

Printed in U.S.A.

(2D4)

S5-1



SHEET METAL GROUP

1962

# CLARK EQUIPMENT COMPANY

## SHEET METAL GROUP

Item	Part No.	Description	Qty.
1	1D-06	NUT .....	4
1A	619024	†WASHER .....	4
2	1558821	CLAMP, Battery .....	2
3	4E-06	WASHER .....	4
4	16D-06	NUT, Wing .....	4
5	1550938	BOLT .....	16
6	1578014	FENDER, R.H. - Scraper .....	1
6A	1578026	†FENDER, L.H. - Scraper .....	1
7	1579268	MUDGUARD .....	4
8	25E-18	WASHER .....	12
9	17D-03	NUT .....	12
10	1550938	BOLT .....	4
11	1576572	COVER, Pushbar .....	1
12	23C-628	BOLT .....	4
13	1576358	SUPPORT .....	1
14	86G-820	BOLT .....	4
15	1576722	CABLE ASSY (Inc. 16 thru 18) ....	1
16	-----	NUT (Inc. w/15) .....	1
17	-----	WASHER .....	1
18	-----	NUT .....	1
19	-----	CAB - See Index .....	1
20	25E-18	WASHER .....	6
21	1577817	FENDER, L.H. ....	1
22	1550938	BOLT .....	6
22A	25E-18	†WASHER .....	16
23	1550938	BOLT .....	10
24	1564674	LOCK .....	1
25	1574048	BOLT .....	10
26	1575130	‡SHIM .....	-
27	1575132	U-BOLT .....	1
28	1574859	HANDLE .....	1
29	1574860	COVER .....	1
30	18G-808	SCREW .....	2
31	1574533	DASHBOARD .....	1
32	17D-03	NUT .....	2
33	23C-1048	BOLT .....	1
33A	4E-10	†LKWSHR .....	1
34	23C-1032	BOLT .....	4
34A	4E-10	†LKWSHR .....	4
34B	573929	†WASHER .....	4
35	1578643	‡SHIM .....	-
36	23C-1056	BOLT .....	2
36A	26D-10	†LOCKNUT .....	2
37	23C-1020	BOLT .....	5
37A	26D-10	†LOCKNUT .....	5
37B	573929	†WASHER .....	5

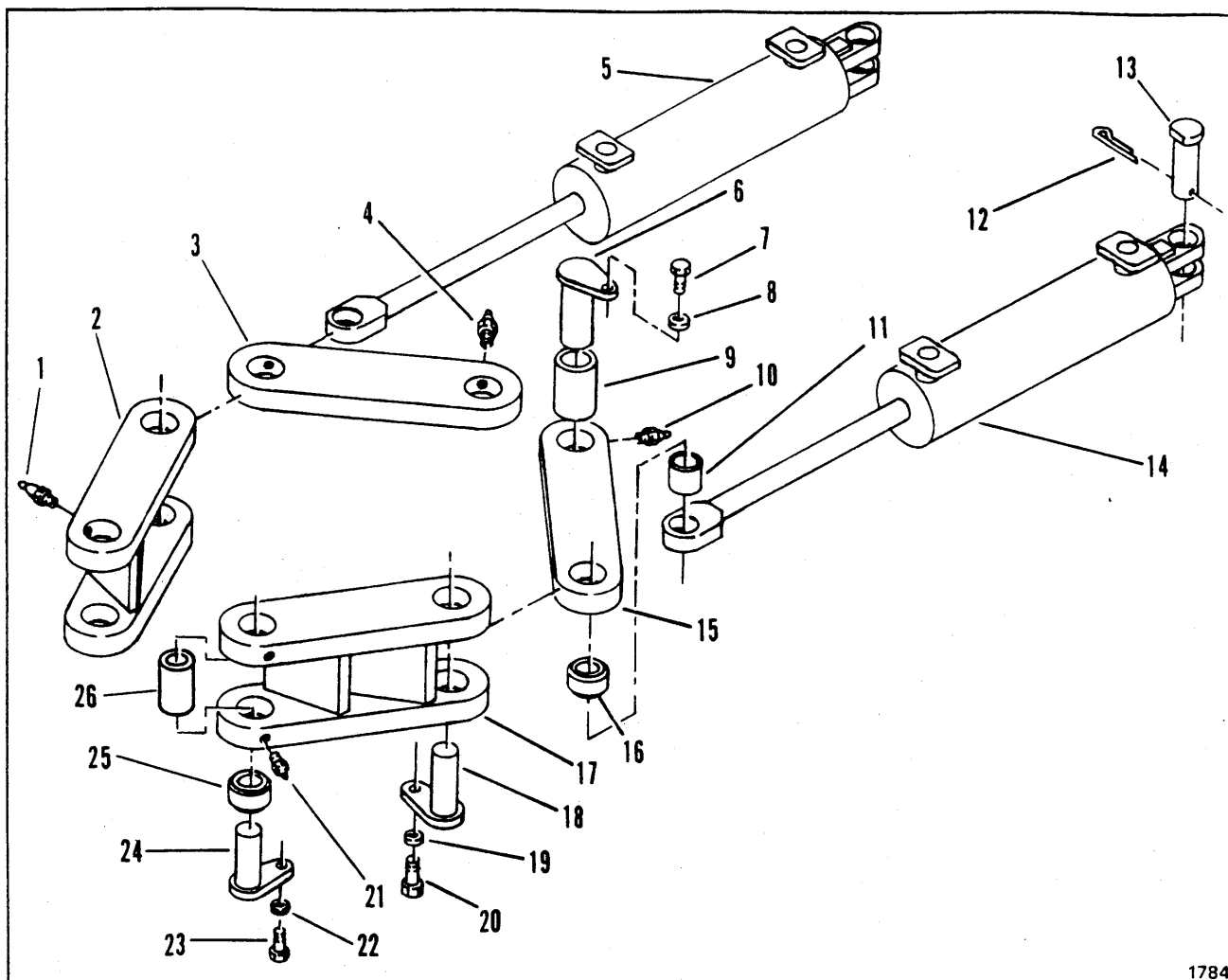
Item	Part No.	Description	Qty.
38	23C-1028	BOLT .....	4
38A	17D-9	†LOCKNUT .....	4
38B	573929	†WASHER .....	4
39	1576306	HORN .....	1
40	1576307	HORN .....	1
41	991445	NUT .....	2
42	1576360	PIN .....	2
43	23C-620	BOLT .....	2
44	17D-03	NUT .....	8
45	1566472	FRAME (Inc. w/46A) .....	2
46	883819	LAMP (Inc. w/46A) .....	2
46A	1566417	†HEADLAMP (Inc. 45 thru 47) ....	2
47	946389	RETAINER (Inc. w/46A) .....	2
48	23C-412	BOLT .....	8
48A	17D-03	†LOCKNUT .....	8
49	23C-620	BOLT .....	8
50	1576367	HINGE .....	2
51	1F-216	COTTER .....	4
52	1576362	HINGE ASSY .....	2
53	17D-03	NUT .....	4
54	1G-816	SCREW .....	4
54A	5D-08	†NUT .....	4
55	1564754	LIGHT, Signal .....	2
56	1576506	BAFFLE .....	1
57	1576665	GRILLE .....	1
58	894777	BOLT .....	6
59	894777	BOLT .....	8
60	1576506	BAFFLE .....	1
61	7G-432	SCREW .....	4
61A	664402	†WASHER .....	4
61B	17D-1	†NUT .....	4
62	1530098	NAMEPLATE .....	1
63	1D-06	NUT .....	4
64	1576007	HOOD .....	1
65	1551008	GROMMET .....	2
66	799039	ROD .....	4
67	17D-3	NUT .....	4
68	1577823	FENDER, R.H. - Tractor .....	1
69	1550938	SCREW .....	5
70	7D-10	NUT .....	1
71	1566807	SPRING .....	1
72	25E-26	WASHER .....	1
73	1576427	BOLT .....	1
74	1576351	SPACER .....	2
75	1576370	LOCK .....	1

† Not Illustrated  
‡ As Required

**WHEN ORDERING PARTS, ALWAYS STATE MODEL AND SERIAL NO. OF MACHINE**



# CLARK EQUIPMENT COMPANY



1784

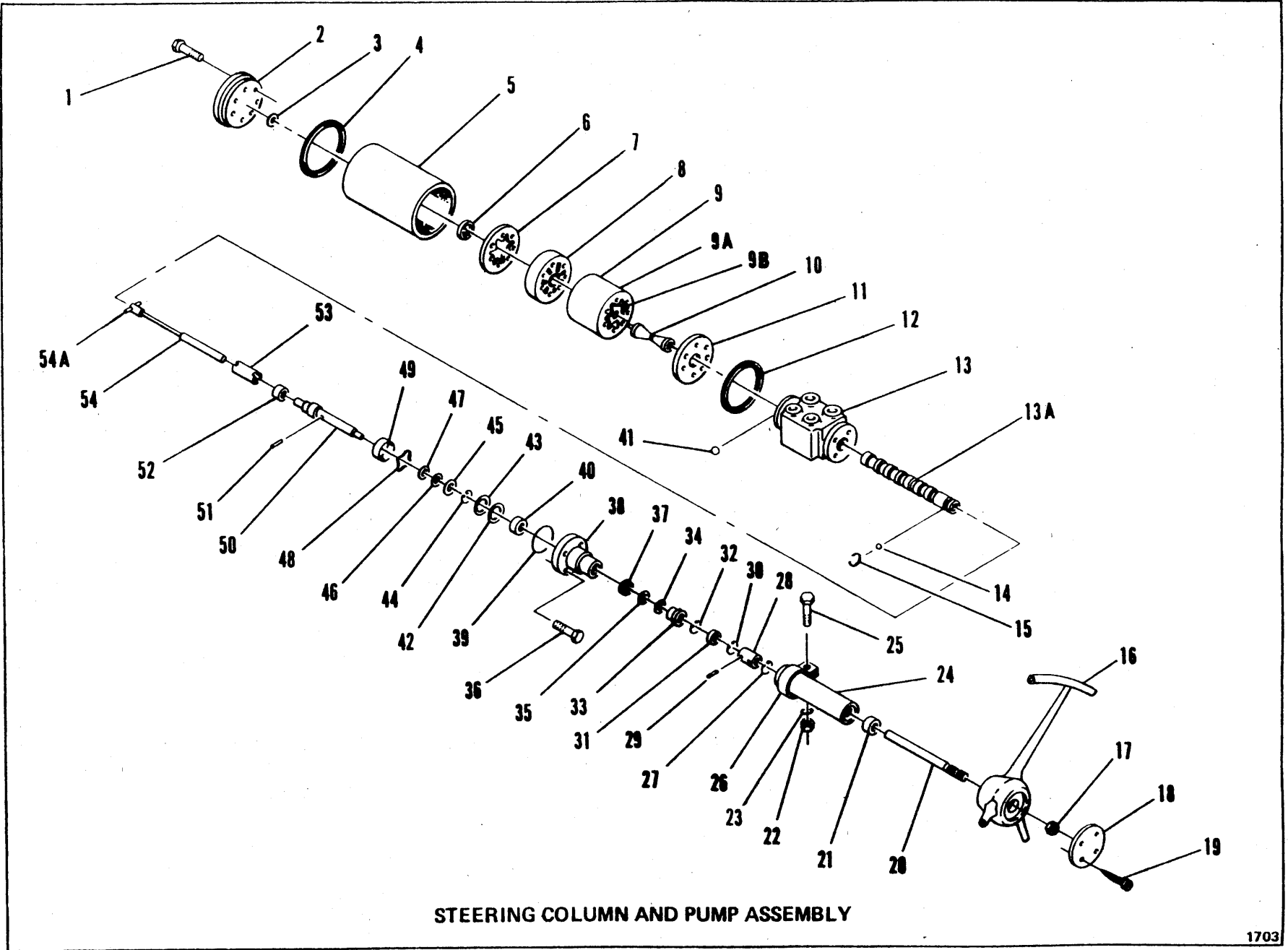
## STEERING LINKAGE

Item	Part No.	Description	Qty.
1	10H-25	FITTING .....	2
2	1576439	LINKAGE .....	1
3	1576440	LINKAGE .....	1
4	10H-25	FITTING .....	2
5	-----	STEERING CYL - See Index.....	1
5A	-----	†BUSHING - See Steering Cylinder	1
6	1574545	PIN .....	2
7	23C-1016	BOLT .....	2
8	4E-10	LKWSHR .....	2
9	1574541	SPACER.....	2
10	10H-25	FITTING .....	2
11	1574540	SPACER .....	2
12	1F-832	COTTER .....	2
13	1556729	PIN .....	2

Item	Part No.	Description	Qty.
13A	-----	†BUSHING - See Scraper Yoke ....	2
14	-----	STEERING CYL - See Index ....	1
14A	-----	†BUSHING - See Steering Cylinder	1
15	1576440	LINKAGE .....	1
16	1564670	BUSHING .....	4
17	1576439	LINKAGE .....	1
18	1574543	PIN .....	2
19	4E-10	LKWSHR .....	2
20	23C-1016	BOLT .....	2
21	10H-25	FITTING .....	2
22	4E-10	LKWSHR .....	2
23	23C-1016	BOLT .....	2
24	1575642	PIN .....	2
25	1564670	BUSHING .....	4
26	1578501	SPACER .....	2

†Not Illustrated

**WHEN ORDERING PARTS, ALWAYS STATE MODEL AND SERIAL NO. OF MACHINE**



STEERING COLUMN AND PUMP ASSEMBLY



# CLARK EQUIPMENT COMPANY

## STEERING COLUMN & VALVE ASSEMBLY

Item	Part No.	Description	Qty.	Item	Part No.	Description	Qty.
A	1580998	COLUMN & VALVE ASSY (Inc. 1 thru 15, 17, 20 thru 54A)	1	24	1577686	TUBE (Inc. 21)	1
B	1577684	VALVE ASSY (Inc. 1 thru 15, 31, thru 54A)	1	25	2C-532	BOLT	1
C	1581051	SHAFT REPAIR KIT (Inc. 31, 34, 35, 37)	1	26	949065	CLAMP	1
D	994200	COMMUTATOR KIT (Inc. 6, 7)	1	27	949062	RING, Retainer	1
1	18C-692	BOLT	7	28	949060	COUPLING	1
2	1577694	COVER, End	1	29	949061	PIN	2
3	1577723	WASHER	1	30	949062	RING, Retainer	1
4	1577721	SEAL	1	31	-----	§ SEAL, Felt - See "C"	1
5	1577693	SLEEVE	1	32	954597	RING, Retainer	1
6	-----	§ COMMUTATOR - See "D"	1	33	1564762	WASHER	1
7	-----	§ COMMUTATOR RING - See "D"	1	34	-----	§ SPACER - See "C"	1
8	1577690	MANIFOLD	1	35	-----	§ WASHER - See "C"	1
9	1577689	ROTOR SET	1	36	3575195	BOLT	4
9A	-----	§ STATOR	1	37	-----	SEAL - See "C"	1
9B	-----	§ ROTOR	1	38	3575194	COVER, Upper	1
10	1577700	LINK, Drive	1	39	3575196	RING, Seal	1
11	1577688	PLATE, Wear	1	40	3575197	BEARING, Needle	1
12	1577721	SEAL	1	41	10J-26	BALL	1
13	-----	§ HOUSING ASSY - See "B"	1	42	3575198	‡ SHIM, Set	-
13A	-----	§ SPOOL, Valve - See "B"	1	43	3575198	‡ SHIM, Set	-
14	10J-10	BALL	1	44	1577720	RING, Retainer	1
15	3575212	SPRING, Ball Retain.	1	45	3575201	WASHER, Thrust	1
16	1542571	WHEEL, Steering	1	46	110571	BEARING, Thrust	1
17	852333	NUT, Wheel	1	47	990543	WASHER, Thrust	1
18	548074	CAP	1	48	1577719	WASHER, Wave Spring	1
19	65G-406	SCREW	4	49	1577698	SPACER	1
20	1577685	SHAFT	1	50	1577687	SHAFT, Input	1
21	949064	BEARING	1	51	3575208	PIN	1
22	62D-05	NUT	1	52	3575206	RING, Drive	1
23	6E-05	LKWSHR	1	53	1577696	SPACER	1
				54	1577695	BAR, Torsion (Inc. 54A)	1
				54A	3575208	PIN	1

† Not Illustrated  
‡ As Required  
§ Not Sold Separately

**WHEN ORDERING PARTS, ALWAYS STATE MODEL AND SERIAL NO. OF MACHINE**

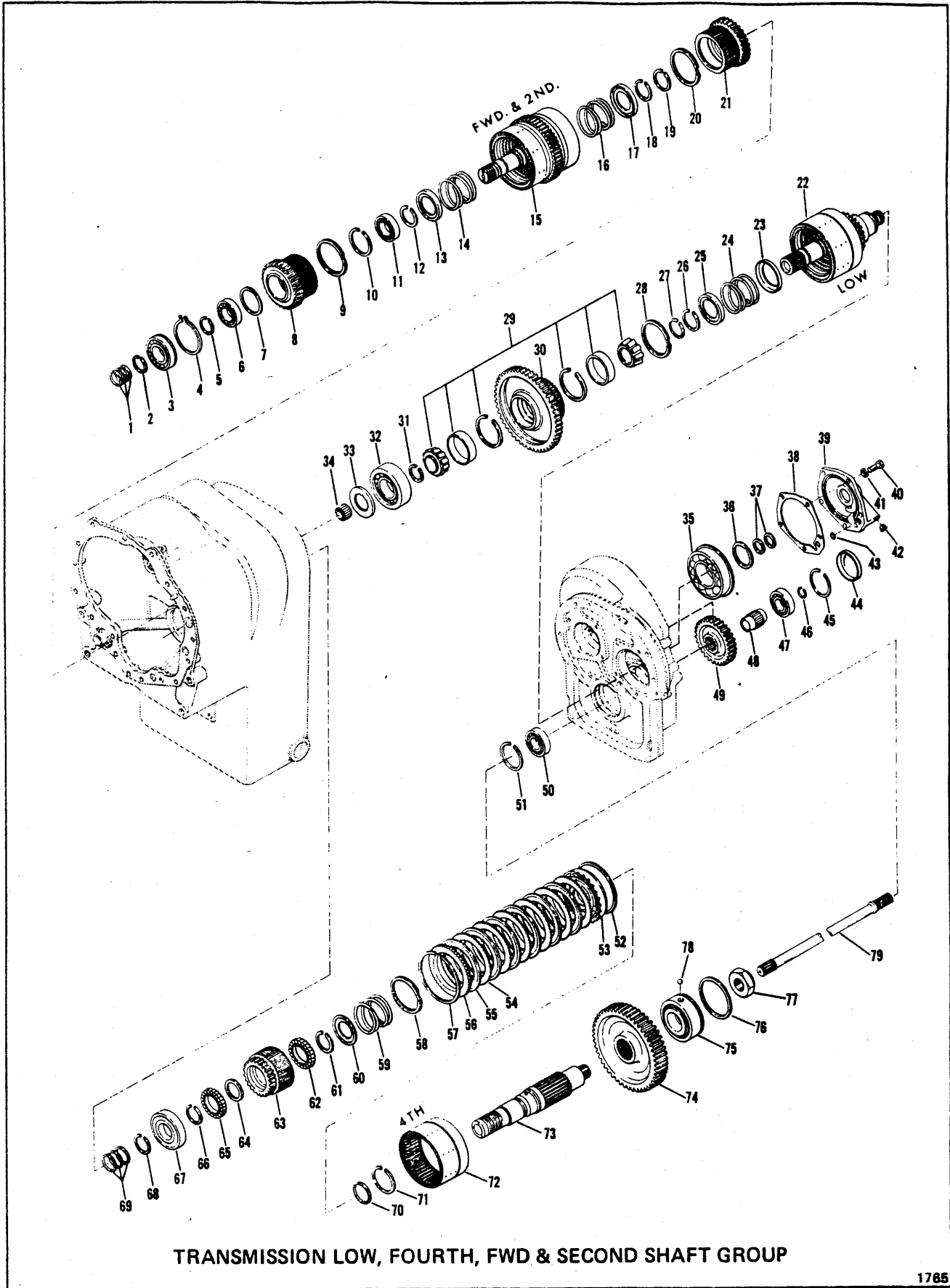


# CLARK EQUIPMENT COMPANY

## "T" GROUP CONTENTS

Transmission .....	T 3, T 5, T 7
Transmission Clutch Group .....	T 9
Transmission Input Group .....	T 11
Transmission Shift Control .....	T 12

# CLARK EQUIPMENT COMPANY



1785

# CLARK EQUIPMENT COMPANY

## TRANSMISSION LOW, FOURTH, FORWARD & SECOND SHAFT GROUP

Item	Part No.	Description	Qty.	Item	Part No.	Description	Qty.
1	215183	RING .....	3	39	231176	CAP .....	1
2	224083	RING .....	1	40	1C-618	BOLT .....	5
3	223349	BEARING .....	1	41	4E-06	LKWSHR .....	5
4	230889	RING .....	1	42	16F-02	PLUG .....	1
5	224083	RING .....	1	43	25K-30016	O-RING .....	1
6	710749	BEARING .....	1	44	232911	PLUG .....	1
7	231647	RING .....	1	45	224203	RING .....	1
8	231632	GEAR .....	1	46	224172	RING .....	1
9	731160	RING .....	1	47	710749	BEARING .....	1
10	233881	RING .....	1	48	232920	GEAR .....	1
11	710749	BEARING .....	1	49	232919	GEAR (27T) .....	1
12	654613	RING .....	1	50	710749	BEARING .....	1
13	232089	RETAINER .....	1	51	224203	RING .....	1
14	230822	SPRING .....	1	52	224771	RING .....	1
15	----	FORWARD & 2ND CLUTCH GROUP - See Index .....	-	53	230850	CLUTCH PISTON ASSY .....	1
16	230822	SPRING .....	1	54	224772	DISC .....	6
17	232089	RETAINER .....	1	55	233166	DISC .....	6
18	654613	RING .....	1	56	224774	PLATE .....	1
19	----	OMIT .....	-	57	215190	RING .....	1
20	731160	RING .....	1	58	731160	RING .....	1
21	231239	GEAR .....	1	59	230822	SPRING .....	1
22	----	LOW CLUTCH GROUP - See Index .....	-	60	232089	RETAINER .....	1
23	232088	RETAINER .....	1	61	230888	RING .....	1
24	230822	SPRING .....	1	62	231624	BEARING .....	1
25	232089	RETAINER .....	1	63	232425	GEAR .....	1
26	654613	RING .....	1	64	232405	SPACER .....	1
27	232076	RING .....	1	65	231624	BEARING .....	1
28	731160	RING .....	1	66	230888	RING .....	1
29	231780	LOW SPEED GEAR BEARING ASSY .....	1	67	231687	BEARING .....	1
30	232451	GEAR (55T) .....	1	68	230888	RING .....	1
31	231777	‡RING .....	-	69	209560	RING .....	3
31A	231776	‡RING .....	-	70	230857	SEAL .....	1
31B	232076	‡RING .....	-	71	224065	RING .....	1
32	231779	BEARING .....	1	72	231241	4TH CLUTCH DRUM & HUB ASSY .....	1
33	231775	PLATE .....	1	73	232908	IDLER SHAFT & PLUG ASSY .....	1
34	230886	BEARING .....	1	74	234868	GEAR (58T) .....	1
35	230968	BEARING .....	1	75	231646	IDLER SHAFT REAR BEARING ASSY .....	1
36	232081	RING .....	1	76	230952	RING .....	1
37	220079	RING .....	2	77	231639	NUT .....	1
38	231193	GASKET .....	1	78	10J-15	BALL .....	1
				79	232921	SHAFT .....	1

‡ As Required

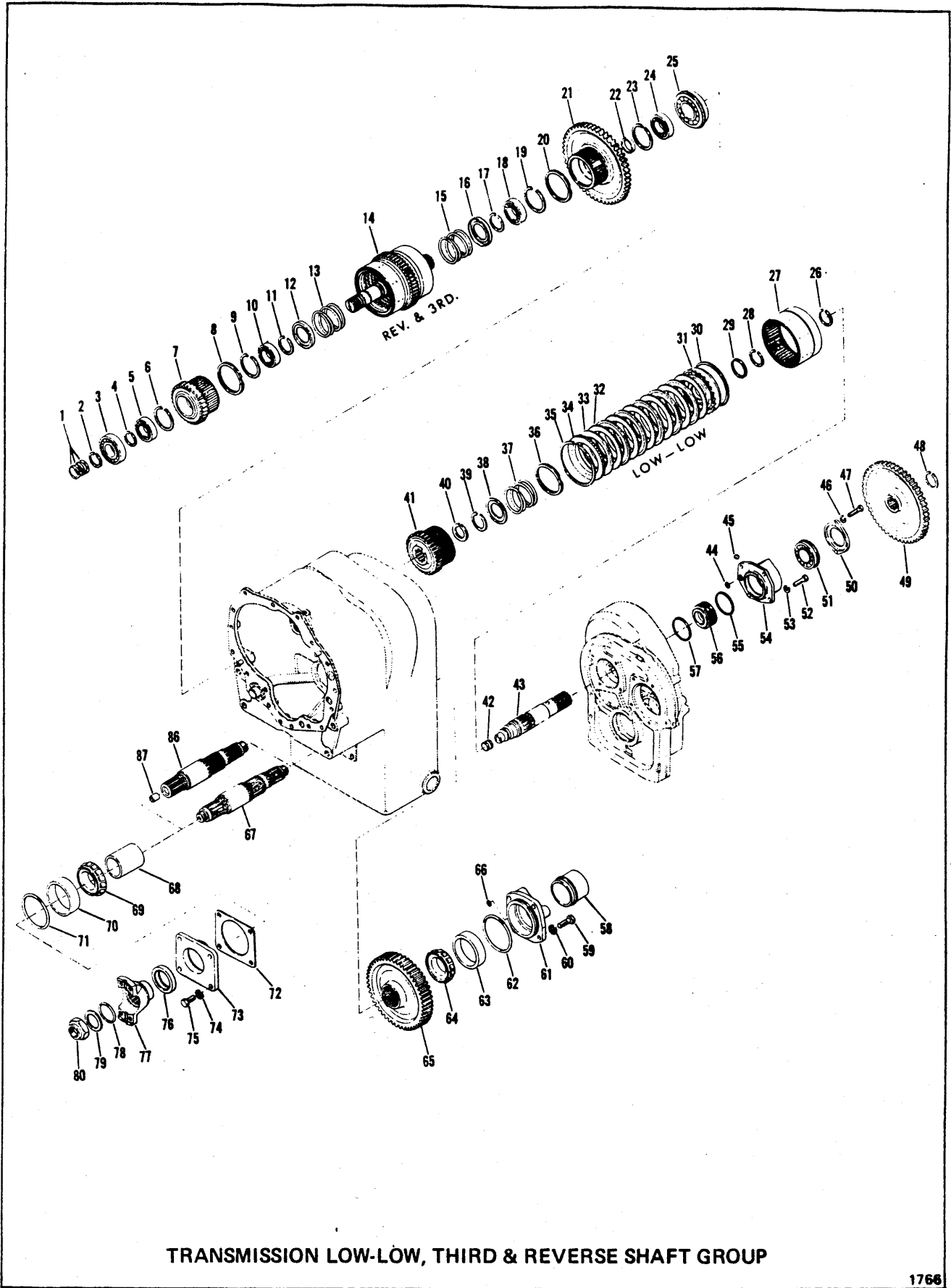
**WHEN ORDERING PARTS, ALWAYS STATE MODEL AND SERIAL NO. OF MACHINE**

PM 4045  
Printed in U.S.A.

(2E2)

T3-1

CLARK EQUIPMENT COMPANY



1766

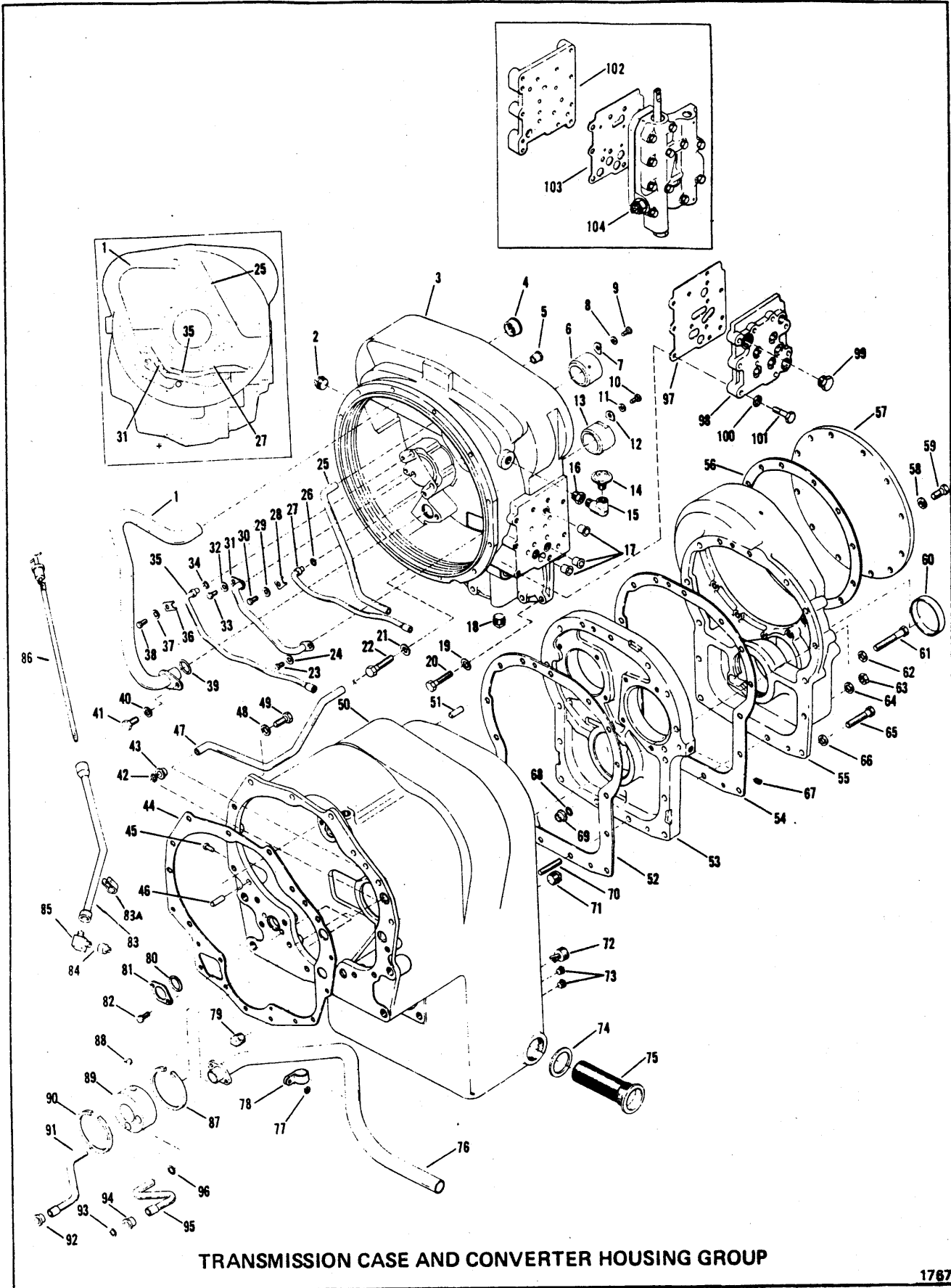
# CLARK EQUIPMENT COMPANY

## TRANSMISSION LOW-LOW, THIRD AND REVERSE SHAFT GROUP

Item	Part No.	Description	Qty.	Item	Part No.	Description	Qty.
1	215183	RING .....	3	42	232912	BEARING .....	1
2	224083	RING .....	1	43	233060	LOW-LOW SHAFT ASSY .....	1
3	225603	BEARING .....	1	44	25K-30016	O-RING .....	1
4	224083	RING .....	1	45	16F-02	PLUG .....	1
5	230829	BEARING .....	1	46	4E-06	LKWSHR .....	2
6	223877	RING .....	1	47	1C-618	BOLT .....	2
7	231097	GEAR (30T) .....	1	48	224106	RING .....	1
8	731160	RING .....	1	49	232924	GEAR (64T) .....	1
9	223877	RING .....	1	50	232916	RETAINER .....	1
10	230829	BEARING .....	1	51	710092	BEARING .....	1
11	654613	RING .....	1	52	1C-618	BOLT .....	4
12	232089	SPRING .....	1	53	4E-06	LKWSHR .....	4
13	230822	SPRING .....	1	54	232917	CAP .....	1
14	232913	REV & 3rd CLUTCH GRP—See Index	—	55	209307	RING .....	1
15	230822	SPRING .....	1	56	232910	CARRIER .....	1
16	232089	SPRING .....	1	57	209307	RING .....	1
17	654613	RING .....	1	58	228953	PLUG .....	1
18	230860	BEARING .....	1	59	1C-928	BOLT .....	4
19	233874	RING .....	1	60	4E-09	LKWSHR .....	4
20	731160	RING .....	1	61	231818	CAP .....	1
21	231252	GEAR (52T) .....	1	62	25K-40412	O-RING .....	1
22	230906	SPACER .....	1	63	742240	CAP .....	1
23	223874	RING .....	1	64	1315447	CONE .....	1
24	230860	BEARING .....	1	65	232811	GEAR (48T) .....	1
25	658038	BEARING .....	1	66	25K-30026	O-RING .....	1
26	224065	RING .....	1	67	231406	OUTPUT SHAFT .....	1
27	231241	LOW-LOW CLUTCH DRUM & HUB ASSY .....	1	68	231405	SPACER .....	1
28	224065	RING .....	1	69	1314713	CONE .....	1
29	230857	SEAL .....	1	70	666697	CUP .....	1
30	224771	RING .....	1	71	25K-40400	O-RING .....	1
31	230850	CLUTCH PISTON ASSY .....	1	72	231848	‡SHIM (.004) .....	—
32	224772	DISC .....	6	72A	231849	‡SHIM (.007) .....	—
33	233166	DISC .....	6	72B	231850	‡SHIM (.010) .....	—
34	224174	PLATE .....	1	72C	231851	‡SHIM (.020) .....	—
35	215190	RING .....	1	73	234833	CAP .....	1
36	731160	RING .....	1	74	4E-09	LKWSHR .....	4
37	230822	SPRING .....	1	75	1C-920	BOLT .....	4
38	232089	RETAINER .....	1	76	230954	SEAL .....	1
39	654613	RING .....	1	77	231749	FLANGE .....	1
40	224106	RING .....	1	78	25K-60116	O-RING .....	1
41	232922	LOW & 4th CLUTCH DRIVE GEAR & HUB (26T) .....	1	79	222179	WASHER .....	1
				80	222960	NUT .....	1

‡ As Required

**WHEN ORDERING PARTS, ALWAYS STATE MODEL AND SERIAL NO. OF MACHINE**



TRANSMISSION CASE AND CONVERTER HOUSING GROUP

1787



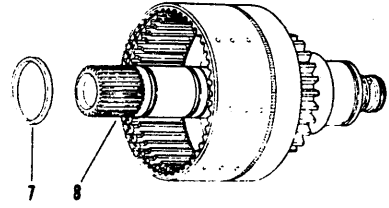
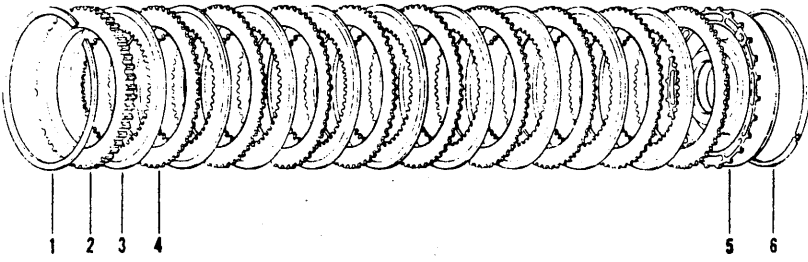
# CLARK EQUIPMENT COMPANY

## TRANSMISSION CASE AND CONVERTER HOUSING GROUP

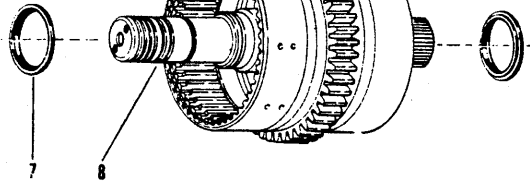
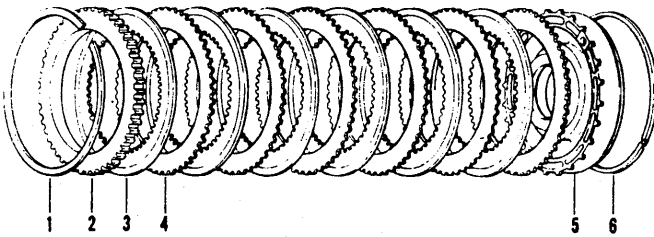
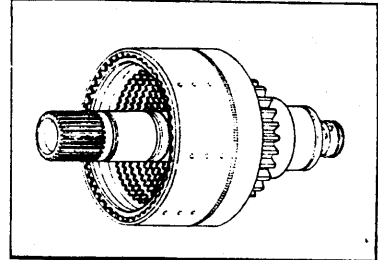
Item	Part No.	Description	Qty.	Item	Part No.	Description	Qty.
A	284085	TRANS. ASSY (12.5MHR28520-1)	1	53	232928	COVER .....	1
1	232136	TUBE, Suction .....	1	54	232918	GASKET .....	1
2	13F-12	PLUG .....	1	55	232927	HOUSING, Low-Low Gear .....	1
3	231642	HOUSING & TUBE ASSY .....	1	56	217408	GASKET .....	1
4	230854	SLEEVE .....	1	57	217407	COVER .....	1
5	222067	SLEEVE .....	1	58	4E-06	LKWSHR .....	12
6	231056	SLEEVE .....	1	59	1C-614	BOLT .....	12
7	230851	LOCK .....	1	60	232911	PLUG .....	1
8	4E-05	LKWSHR .....	1	61	1C-748	BOLT .....	3
9	1C-510	BOLT .....	1	62	4E-07	LKWSHR .....	3
10	1C-510	BOLT .....	1	63	2D-07	NUT .....	2
11	4E-05	LKWSHR .....	1	64	4E-07	LKWSHR .....	2
12	230851	LOCK .....	1	65	1C-740	BOLT .....	10
13	231056	SLEEVE .....	1	66	4E-07	LKWSHR .....	10
14	211433	VALVE, Breather .....	1	67	16F-02	PLUG .....	1
15	26F-3	STREET ELL .....	1	68	25K-40024	O-RING .....	1
16	19F-08	BUSHING .....	1	69	222067	SLEEVE .....	1
17	222067	SLEEVE .....	3	70	232914	STUD .....	2
18	24K-6	PLUG .....	1	71	13F-16	PIPE PLUG .....	1
19	4E-07	LKWSHR .....	4	72	215757	PLUG .....	1
20	1C-728	BOLT .....	4	73	40K-04	PLUG .....	2
21	4E-07	LKWSHR .....	4	74	219373	GASKET .....	1
22	1C-744	BOLT .....	4	75	231390	SCREEN .....	1
23	1C-510	BOLT .....	1	76	231612	TUBE, Suction .....	1
24	4E-05	LKWSHR .....	1	77	25E-13	WASHER .....	1
25	231166	TUBE .....	1	78	6H-36	CLIP .....	1
26	25K-30012	O-RING .....	1	79	13F-16	PLUG .....	1
27	231095	TUBE, 3rd Speed .....	1	80	25K-40104	O-RING .....	1
28	231048	CLIP .....	1	81	230921	WASHER .....	1
29	4E-05	LKWSHR .....	1	82	4C-514	BOLT .....	2
30	1C-510	SCREW .....	1	83	1579698	DIPSTICK TUBE .....	1
31	231093	LUBE TUBE .....	1	83A	6H-18	CLAMP .....	1
32	4E-05	LKWSHR .....	1	84	19F-12	BUSHING .....	1
33	1C-510	BOLT .....	1	85	83F-8	FITTING .....	1
34	25K-30012	O-RING .....	1	86	1579699	DIPSTICK .....	1
35	231094	TUBE, Reverse .....	1	87	233901	RING .....	1
36	231048	CLIP .....	1	88	10J-08	BALL .....	1
37	4E-05	LKWSHR .....	1	89	231621	DISTRIBUTOR .....	1
38	1C-510	BOLT .....	1	90	233901	RING .....	1
39	25K-40030	O-RING .....	1	91	231620	TUBE .....	1
40	5C-612	BOLT .....	1	92	222067	SLEEVE .....	1
41	4E-05	LKWSHR .....	1	93	25K-40026	O-RING .....	1
42	25K-40026	O-RING .....	1	94	222067	SLEEVE .....	1
43	222067	SLEEVE .....	1	95	231619	TUBE .....	1
44	231606	GASKET .....	1	96	25K-20012	O-RING .....	1
45	1H-418	RIVET .....	1	97	231040	GASKET .....	1
46	214295	DOWEL .....	2	98	231038	PLATE .....	1
47	230900	TUBE, Pressure .....	1	99	24K-6	PLUG .....	1
48	4E-07	LKWSHR .....	10	100	4E-06	LKWSHR .....	9
49	1C-720	BOLT .....	10	101	1C-628	BOLT .....	1
50	231618	CASE, Transmission .....	1	102	----	PLATE (See Page V17-1) .....	1
51	214118	DOWEL .....	2	103	----	GASKET (See Page V17-1) .....	1
52	231781	GASKET .....	1	104	----	VALVE (See Page V17-1) .....	1

**WHEN ORDERING PARTS, ALWAYS STATE MODEL AND SERIAL NO. OF MACHINE**

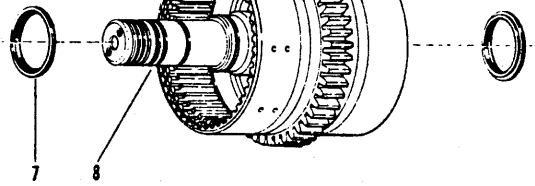
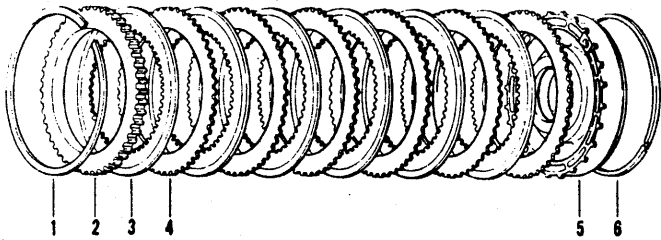
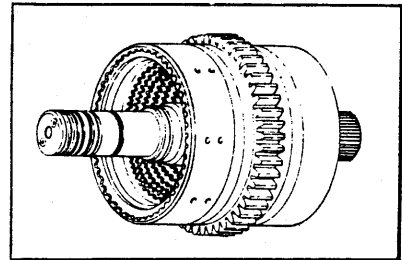
# CLARK EQUIPMENT COMPANY



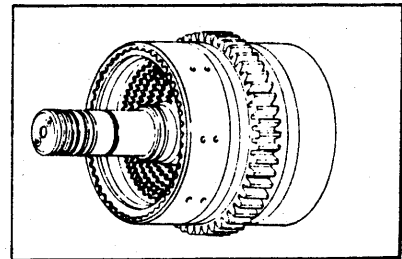
**LOW CLUTCH GROUP**



**REVERSE & 3RD CLUTCH GROUP**



**FORWARD & 2ND CLUTCH GROUP**



**CLUTCH GROUP**

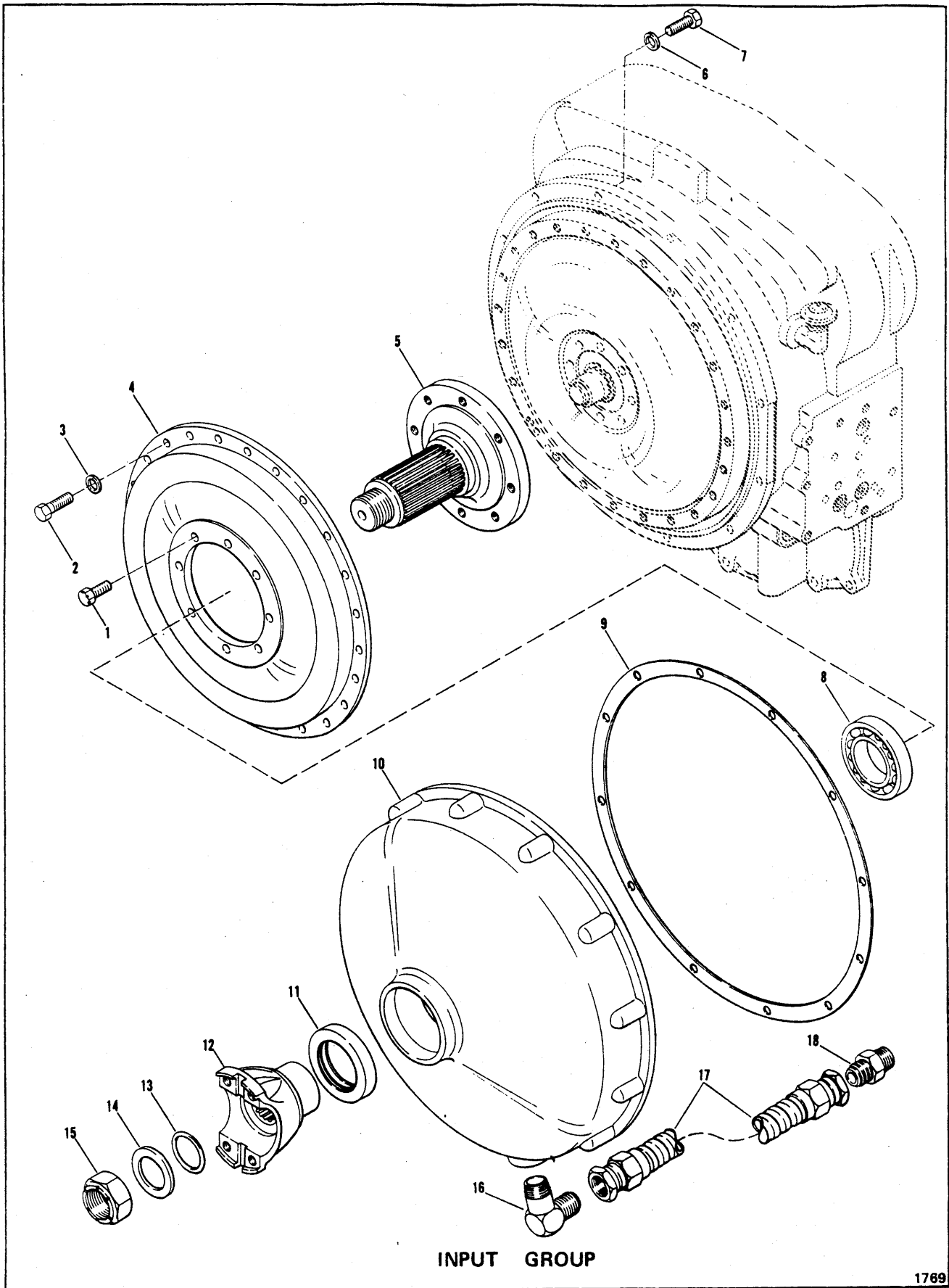
1768

# CLARK EQUIPMENT COMPANY

## CLUTCH GROUP

Item	Part No.	Description	Qty.
1	215190	RING, Retainer .....	1
2	224774	PLATE, Backing .....	1
3	230911	DISC, Inner .....	9
4	224772	DISC, Outer .....	9
5	230850	CLUTCH PISTON ASSY .....	1
6	224771	RING, Outer .....	1
7	230857	SEAL, Inner .....	1
8	232810	LOW SPEED CLUTCH SHAFT DRUM & PLUG ASSY .....	1
1	215190	SNAP RING .....	2
2	224774	PLATE, Backing .....	2
3	233166	DISC, Inner .....	12
4	224772	DISC, Outer .....	12
5	230850	CLUTCH PISTON ASSY .....	2
6	224771	RING, Outer .....	2
7	230857	SEAL, Inner .....	2
8	232913	REVERSE & 3RD SHAFT CLUTCH DRUM & PLUG ASSY .....	1
1	215190	SNAP RING .....	2
2	224774	PLATE, Backing .....	2
3	233166	DISC, Inner .....	12
4	224772	DISC, Outer .....	12
5	230850	CLUTCH PISTON ASSY .....	2
6	224771	RING, Outer .....	2
7	230857	SEAL, Inner .....	2
8	231090	FORWARD & 2ND SHAFT CLUTCH DRUM & PLUG ASSY .....	1

**WHEN ORDERING PARTS, ALWAYS STATE MODEL AND SERIAL NO. OF MACHINE**



1769

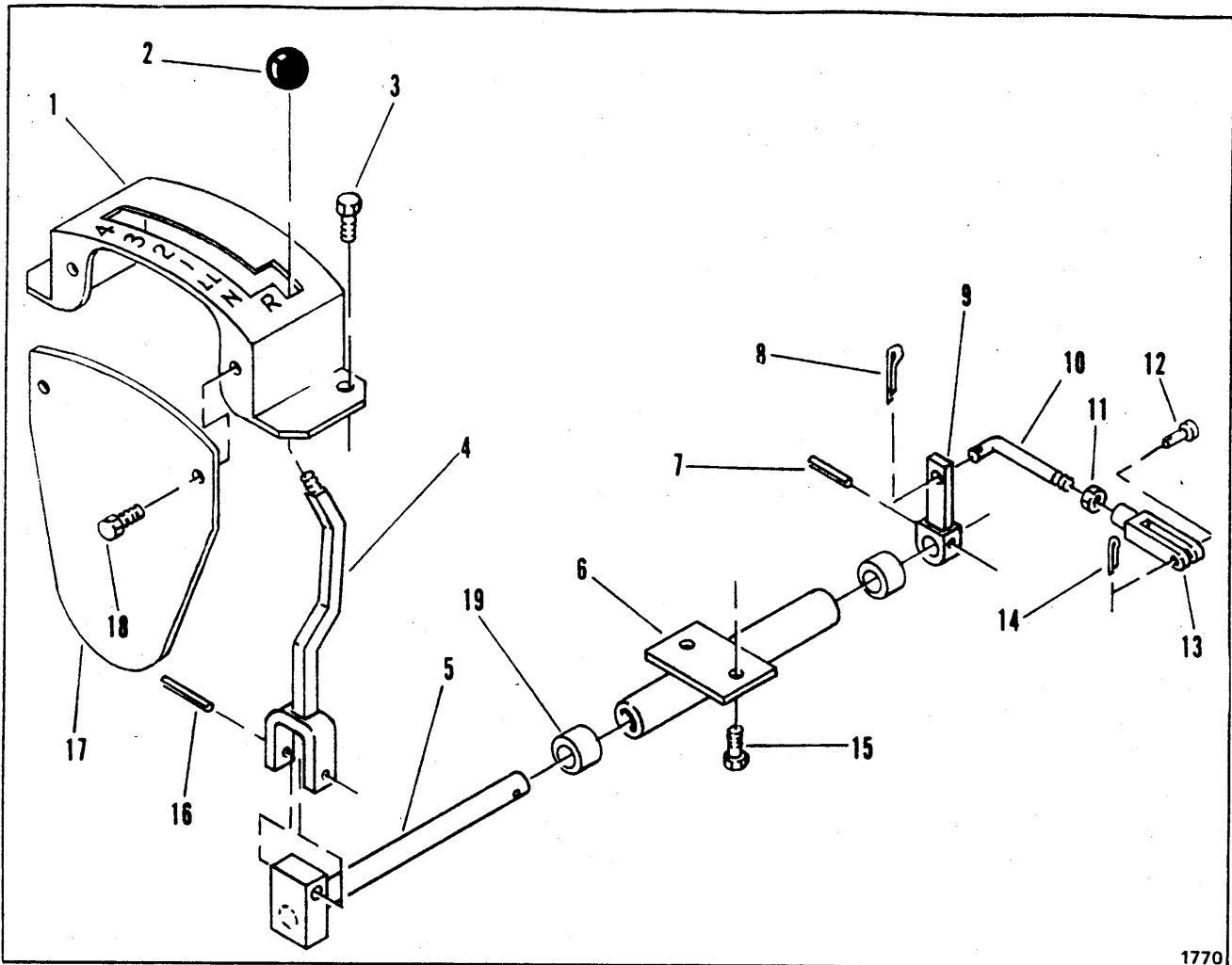
# CLARK EQUIPMENT COMPANY

## INPUT GROUP

Item	Part No.	Description	Qty.
1	9C-816	BOLT .....	8
2	5C-616	BOLT & LKWSHR .....	24
3	----	Inc. with 2 .....	-
4	232122	COVER .....	1
5	232123	SHAFT .....	1
6	----	Inc. with 7 .....	-
7	5C-618	BOLT & LKWSHR .....	12
8	225825	BEARING .....	1
9	232125	GASKET .....	1
10	232124	COVER .....	1
11	209587	SEAL .....	1
12	231136	FLANGE .....	1
13	25K-60116	O-RING .....	1
14	222179	WASHER .....	1
15	222960	NUT .....	1
16	675469	FITTING .....	1
17	232126	HOSE .....	1
18	89F-10	FITTING .....	1

**WHEN ORDERING PARTS, ALWAYS STATE MODEL AND SERIAL NO. OF MACHINE**

# CLARK EQUIPMENT COMPANY



1770

## TRANSMISSION SHIFTING CONTROL

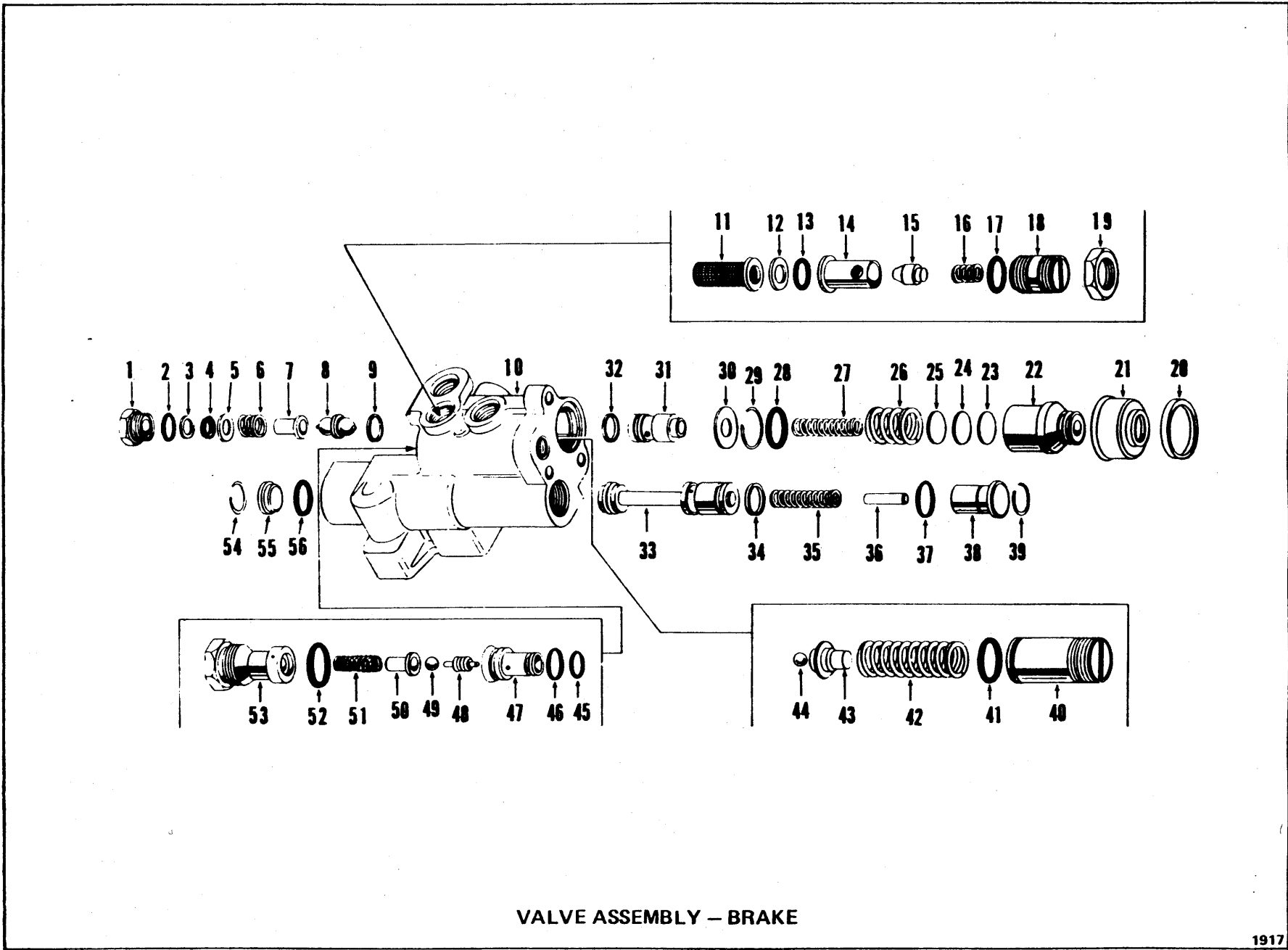
Item	Part No.	Description	Qty.
1	1576327	CONSOLE .....	1
2	509772	KNOB .....	1
3	894777	BOLT .....	2
4	1575387	SHIFT LEVER .....	1
5	1576320	SHAFT ASSY .....	1
6	1576323	BRACKET .....	1
7	660178	ROLL PIN .....	1
8	1F-312	COTTER .....	1
9	1575384	ARM .....	1
10	1576491	ROD .....	1
11	8D-05	NUT, Jam .....	1
12	4F-05062	PIN .....	1
13	2J-5204	CLEVIS .....	1
14	1F-312	COTTER .....	1
15	894777	BOLT.....	2
16	106023	ROLL PIN .....	1
17	1576325	SIDEPLATE .....	1
18	894777	BOLT .....	2
19	1564648	BUSHING .....	2

**WHEN ORDERING PARTS, ALWAYS STATE MODEL AND SERIAL NO. OF MACHINE**

# CLARK EQUIPMENT COMPANY

## "V" GROUP CONTENTS

Valve Assembly – Brake .....	V 3
Valve Assembly – Lift & Ejection .....	V 5, V 7, V 9, V 11
Valve Assembly – Transmission Control .....	V 13
Valve Control Lift & Ejection .....	V 15
Valve, Pressure Regulating – Pump – Oil Filter .....	V 17



VALVE ASSEMBLY - BRAKE



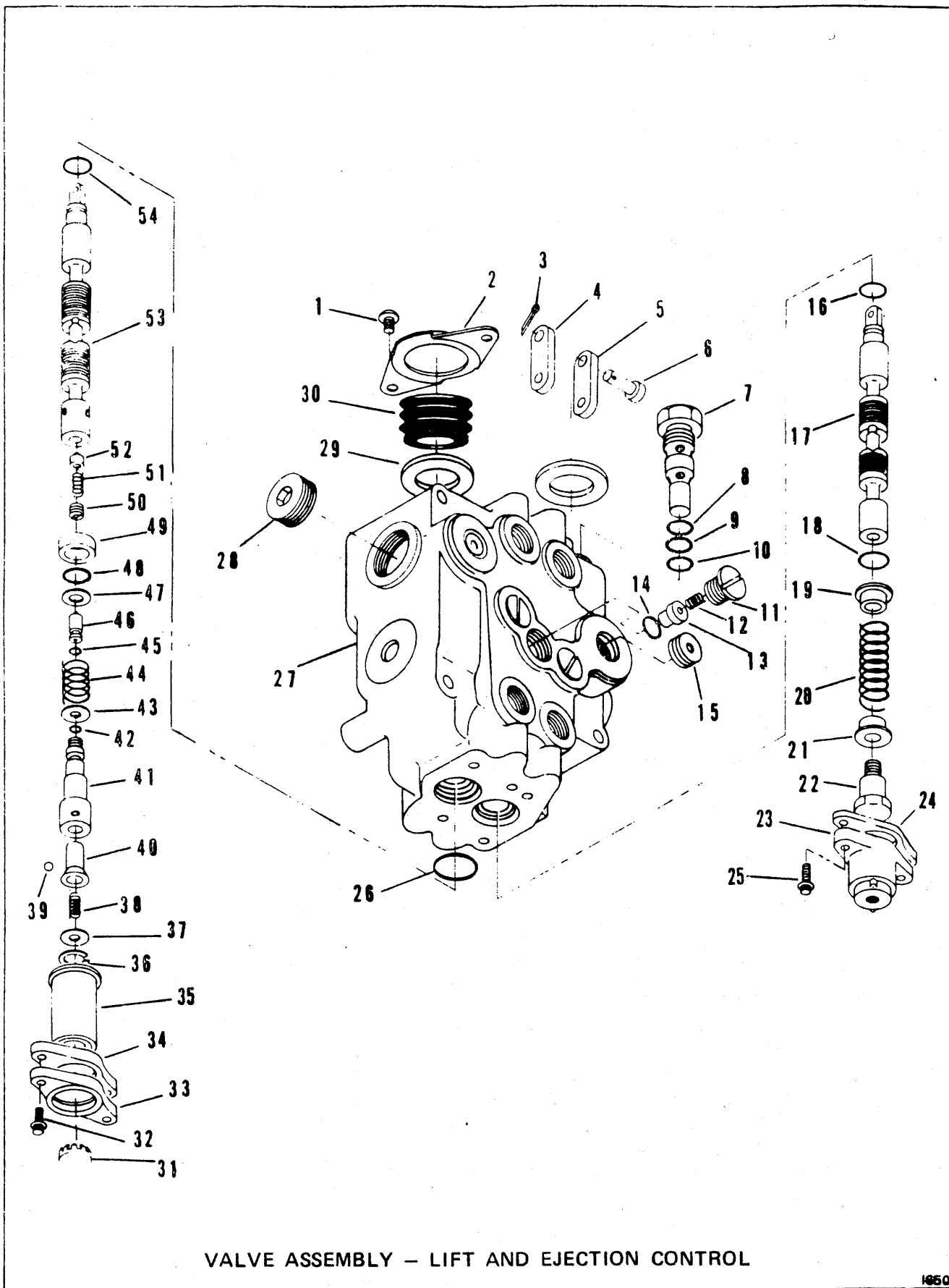
# CLARK EQUIPMENT COMPANY

## VALVE ASSEMBLY – BRAKE

Item	Part No.	Description	Qty.
A	1541088	VALVE ASSY (Inc. 1 thru 56)	1
B	946212	SEAL KIT (Inc. 2, 3, 4, 9, 13, 15, 17, 20, 21, 28, 32, 34, 37, 41, 45, 46, 52, 56)	1
1	944908	PLUG	1
2	91F-8	O-RING	1
3	-----	RING	-
4	-----	PACKING	-
5	944909	WASHER	1
6	944910	SPRING	1
7	944911	GUIDE	1
8	946211	VALVE	1
9	25K-30022	O-RING	1
10	-----	HOUSING – See "A"	-
11	944932	FILTER	1
12	944933	WASHER	1
13	91F-6	O-RING	1
14	944934	SEAT	1
15	945879	POPPET	1
16	944936	SPRING	1
17	91F-7	O-RING	1
18	944937	SCREW	1
19	22K-7	NUT	1
20	946210	RETAINER	1
21	946208	BOOT	1
22	5200618	PISTON	1
23	944918	SHIM	-
24	944918	SHIM	-
25	944917	SHIM	-
26	5200617	SPRING	1
27	5200619	SPRING	1
28	1306623	O-RING	1
29	944915	RETAINER	1
30	949633	WASHER	1
31	5200616	PLUNGER	1
32	-----	SEAL	-
33	-----	SPOOL	-
34	893267	O-RING	1
35	944922	SPRING	1
36	944923	STOP	1
37	791553	O-RING	1
38	945878	PLUG	1
39	944920	SNAP RING	1
40	944931	SCREW	1
41	25K-20018	O-RING	1
42	944930	SPRING	1
43	946209	SEAT	1
44	853559	BALL	1
45	-----	O-RING	-
46	-----	O-RING	-
47	898725	SEAT	1
48	949664	SPOOL	1
49	853559	BALL	1
50	5200620	STOP	1
51	944926	SPRING	1
52	91F-6	O-RING	1
53	944925	PLUG	1
54	944920	SNAP RING	1
55	944921	PLUG	1
56	25K-40100	O-RING	1

† As Required  
 § Not Sold Separately

**WHEN ORDERING PARTS, ALWAYS STATE MODEL AND SERIAL NO. OF MACHINE**



VALVE ASSEMBLY - LIFT AND EJECTION CONTROL

1650

# CLARK EQUIPMENT COMPANY

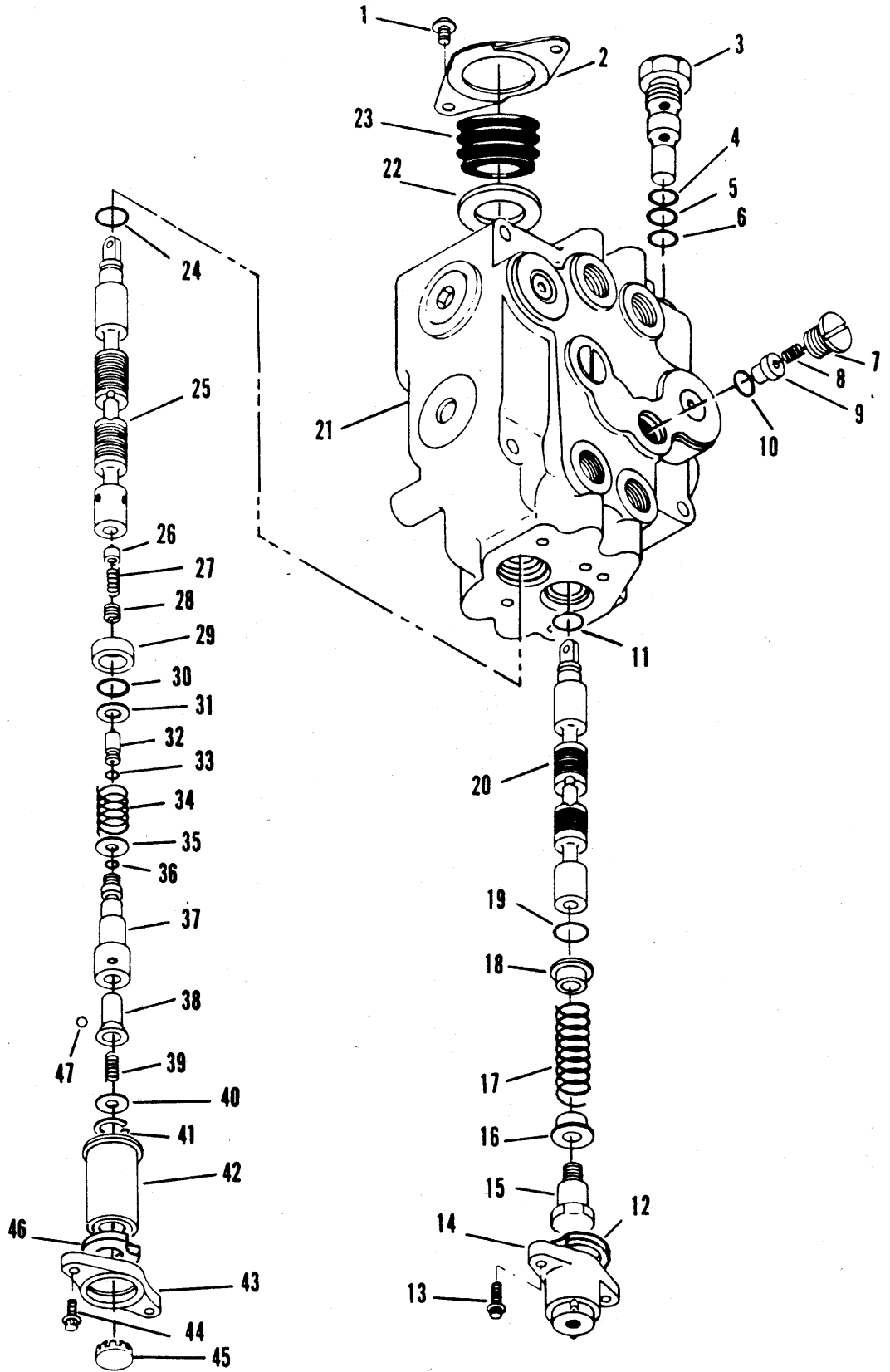
## VALVE ASSEMBLY – LIFT AND EJECTION CONTROL

For Serial: 222A-101 thru 222A-106

Item	Part No.	Description	Qty.
A	1564817	* CONTROL VALVE ASSY (Inc. 1, 2, 7 thru 54)	1
B	1577556	SEAL KIT (Inc. 8, 9, 10, 12, 16, 18, 42, 45, 48 & 54)	1
1	92G-408	SCREW, Machine	4
2	947752	RETAINER	2
3	1F-308	COTTER	4
4	1550296	LINK	2
5	1550296	LINK	2
6	1551127	PIN	4
7	1550498	RELIEF VALVE ASSY (Inc. 7, 8, 9 & 10)	1
8	----	§ O-RING – See "B"	1
9	----	§ WASHER, Back-Up – See "B"	1
10	----	§ O-RING – See "B"	1
11	1566428	PLUG ASSY (Inc. 12)	2
12	1550482	SPRING	2
13	1550481	PLUNGER	2
14	----	§ O-RING – See "B"	2
15	662647	PLUG	2
16	----	§ O-RING – See "B"	1
17	----	§ SPOOL & BODY ASSY – See "A"	1
18	----	§ O-RING – See "B"	1
19	1551126	WASHER	1
20	1577552	SPRING	1
21	1551126	WASHER	1
22	1550385	SCREW, Spool	1
23	1550483	CAP	1
24	1551175	RETAINER	1
25	72G-414	BOLT	2
26	----	§ O-RING – See "B"	1
27	----	§ BODY & SPOOL ASSY – See "A"	1
28	----	PLUG, Shipping	—
29	947746	WASHER	2
30	949092	SEAL, Dust	2
31	730335	PLUG, Button	1
32	1577555	BOLT	2
33	1577574	CAP	1
34	1577554	BLOCK	1
35	1577553	CAP	1
36	659041	RING, Retaining	1
37	949082	WASHER	1
38	949077	SPRING	1
39	949093	BALL	3
40	949086	PLUNGER, Detent	1
41	949085	RETAINER, Detent	1
42	----	§ O-RING – See "B"	1
43	949081	WASHER, Detent	1
44	949084	SPRING, Detent	1
45	----	§ O-RING, Detent – See "B"	1
46	949087	PISTON, Detent	1
47	949083	WASHER, Detent	1
48	----	§ O-RING – See "B"	1
49	949089	SLEEVE	1
50	949088	GUIDE, Detent	1
51	1577575	SPRING	1
52	949079	POPPET	1
53	----	§ SPOOL & BODY ASSY – See "A"	1
54	----	§ O-RING – See "B"	1

§ Not Sold Separately \* For complete replacement of 1564817 CONTROL VALVE ASSY, use 1581334. See Page V7-1.

**WHEN ORDERING PARTS, ALWAYS STATE MODEL AND SERIAL NO. OF MACHINE**



VALVE ASSEMBLY - LIFT AND EJECTION CONTROL

1945

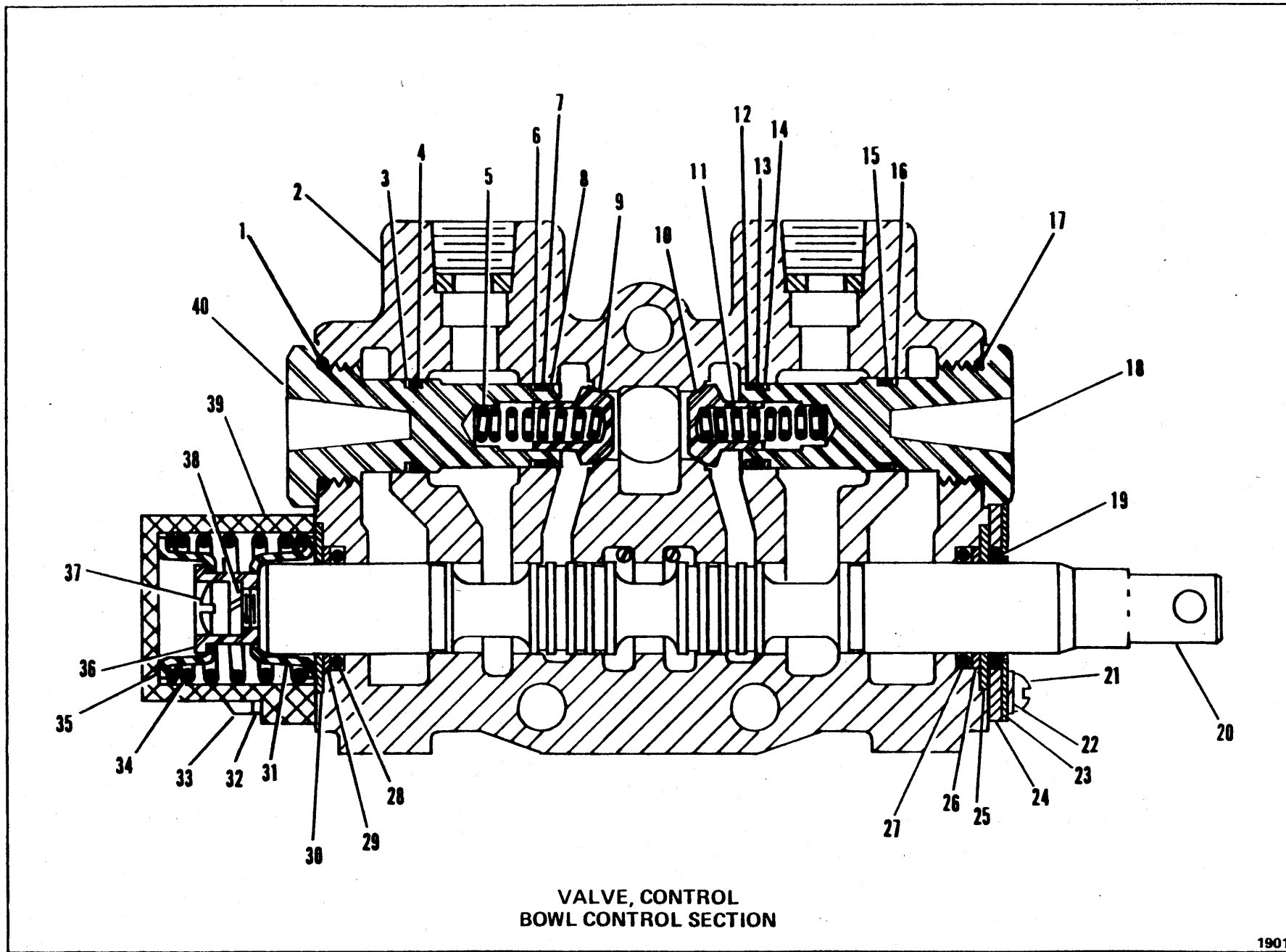
# CLARK EQUIPMENT COMPANY

## VALVE ASSEMBLY – LIFT & EJECTION CONTROL

Item	Part No.	Description	Qty.
A	1581334	CONTROL VALVE ASSY (Inc. 1 thru 47) .....	1
B	1577556	SEAL KIT (Inc. 4, 5, 6, 10, 11, 19, 24, 30, 33, 36) .....	1
1	92G-408	SCREW .....	4
2	947752	RETAINER .....	2
3	1581333	RELIEF VALVE ASSY (Inc. 4) .....	1
4	25K-30028	O-RING – See "B" .....	1
5	73K-119	WASHER – See "B" .....	1
6	25K-30030	O-RING – See "B" .....	1
7	1566428	PLUG ASSY (Inc. 10) .....	2
8	1550482	SPRING .....	2
9	1550481	PLUNGER .....	2
10	58K-114	O-RING – See "B" .....	2
11	-----	§ O-RING – See "B" .....	1
12	1551175	RETAINER .....	1
13	72G-414	CAPSCREW .....	2
14	1550483	CAP .....	1
15	1550385	SCREW, Spool .....	1
16	1551126	WASHER .....	1
17	1577552	SPRING .....	1
18	1551126	WASHER .....	1
19	-----	§ O-RING – See "B" .....	1
20	-----	§ SPOOL & BODY ASSY – See "A" .....	1
21	-----	§ BODY & SPOOL ASSY – See "A" .....	1
22	947746	WASHER .....	2
23	949092	SEAL, Dust .....	2
24	-----	§ O-RING, Detent – See "B" .....	1
25	-----	§ SPOOL & BODY ASSY – See "A" .....	1
26	949079	POPPET, Detent .....	1
27	1577575	SPRING, Detent .....	1
28	949088	GUIDE, Detent .....	1
29	949089	SLEEVE, Detent .....	1
30	-----	§ O-RING, Detent – See "B" .....	1
31	949081	WASHER, Detent .....	1
32	949087	PISTON, Detent .....	1
33	-----	§ O-RING, Detent – See "B" .....	1
34	949084	SPRING, Detent .....	1
35	949083	WASHER, Detent .....	1
36	-----	§ O-RING, Detent – See "B" .....	1
37	949085	RETAINER, Detent .....	1
38	949086	PLUNGER, Detent .....	1
39	949077	SPRING, Detent .....	1
40	949082	WASHER, Detent .....	1
41	659041	RING, Retaining .....	1
42	949090	CAP, Detent .....	1
43	1577574	RETAINER, Cap .....	1
44	72G-414	CAPSCREW, Detent .....	2
45	730335	PLUG, Button .....	1
46	1551175	RETAINER, Detent .....	1
47	949093	BALL .....	3

§ Not Sold Separately

**WHEN ORDERING PARTS, ALWAYS STATE MODEL AND SERIAL NO. OF MACHINE**



VALVE, CONTROL  
BOWL CONTROL SECTION

V8-1

(2F7)

PM 4045  
Printed in U.S.A.

# CLARK EQUIPMENT COMPANY

## SECTION, CONTROL VALVE

For Serial: 222A-107 & After

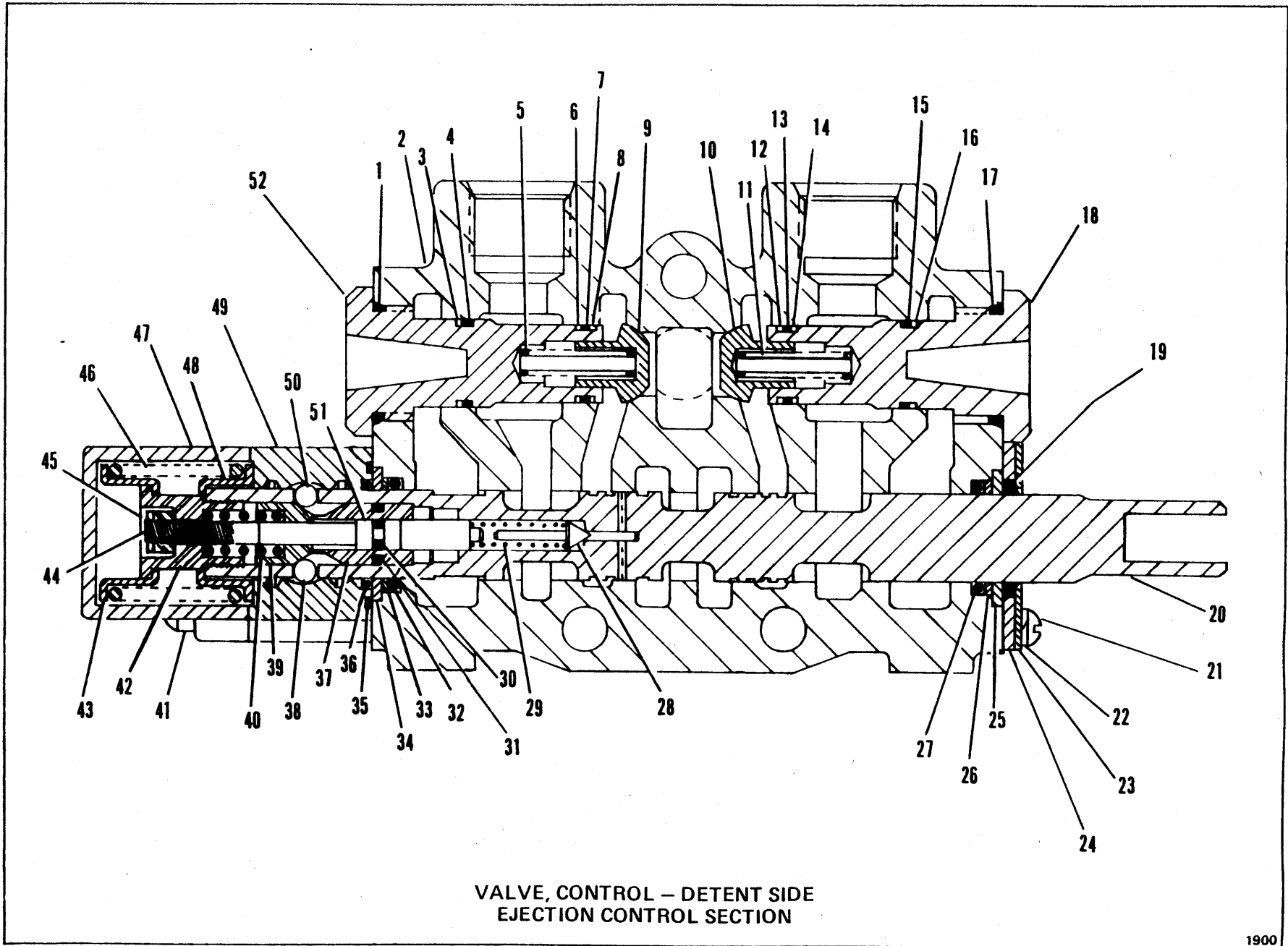
Item	Part No.	Description	Qty.
A	1580692	SECTION ASSY (Inc. 1 thru 42) .....	1
B	1580694	SEAL KIT (Inc. 1, 3, 4, 6, 7, 8, 12 thru 17, 19, 27, 28, 41, 42) .....	1
C	1580687	SPOOL SEAL KIT (Inc. 26, 27, 28, 29) .....	1
D	1580685	CHECK PLUG SEAL KIT (Inc. 1, 3, 4, 6, 7, 8) .....	2
E	1580690	SPOOL WIPER KIT (Inc. 19, 21 thru 24) .....	1
1	6515234	O-RING - See "B" & "D" .....	1
2	-----	§ BODY, Section - See "A" .....	1
3	5208703	WASHER, Back-Up - See "B" & "D" .....	1
4	58K-016	O-RING - See "B" & "D" .....	1
5	6515082	SPRING, Check .....	1
6	6515236	WASHER, Back-Up - See "B" & "D" .....	1
7	6515237	O-RING - See "B" & "D" .....	1
8	6515236	WASHER, Back-Up - See "B" & "D" .....	1
9	6515078	CHECK .....	1
10	6515078	CHECK .....	1
11	6515082	SPRING, Check .....	1
12	6515236	*WASHER, Back-Up - See "B" .....	1
13	6515237	*O-RING - See "B" .....	1
14	6515236	*WASHER, Back-Up - See "B" .....	1
15	742864	*O-RING - See "B" .....	1
16	5208703	*WASHER, Back-Up - See "B" .....	1
17	6515234	*O-RING - See "B" .....	1
18	1579127	PLUG, Check (Seals not included) .....	1
19	5206808	WIPER - See "B" & "E" .....	1
20	-----	§ SPOOL, Section - See "A" .....	1
21	43G-410	SCREW - See "E" .....	2
22	4E-04	LKWSHR - See "E" .....	2
23	6519941	PLATE, Seal - See "E" .....	1
24	1580684	RETAINER - See "E" .....	1
25	1580683	RETAINER, Back-Up .....	1
26	1580682	WASHER, Back-Up - See "C" .....	1
27	25K-40024	O-RING - See "B" & "C" .....	1
28	25K-40024	O-RING, Spool - See "B" & "C" .....	1
29	1580682	WASHER, Back-Up - See "C" .....	1
30	1580683	RETAINER, Back-Up .....	1
31	5201370	COLLAR, Spool Stop .....	1
32	4E-04	LKWSHR .....	2
33	5208677	SCREW .....	2
34	5201369	SPRING .....	1
35	5201370	COLLAR, Spool Stop .....	1
36	5201371	COLLAR, Spool .....	1
37	43G-512	SCREW .....	1
38	5201373	LKWSHR .....	1
39	5201372	BONNET .....	1
40	1579127	PLUG, Check (Seals not included) .....	1
41	25K-20026	** † SEAL, Section - See "B" .....	2
42	25K-20030	** † SEAL, Section - See "B" .....	2

\*NOTE: Use Item D - Check Plug Seal Kit      [\*\*See Page V13-1]

† Not Illustrated

§ Not Sold Separately

**WHEN ORDERING PARTS, ALWAYS STATE MODEL AND SERIAL NO. OF MACHINE**



VALVE, CONTROL - DETENT SIDE  
EJECTION CONTROL SECTION



# CLARK EQUIPMENT COMPANY

## SECTION, CONTROL VALVE For Serial: 222A-107 & After

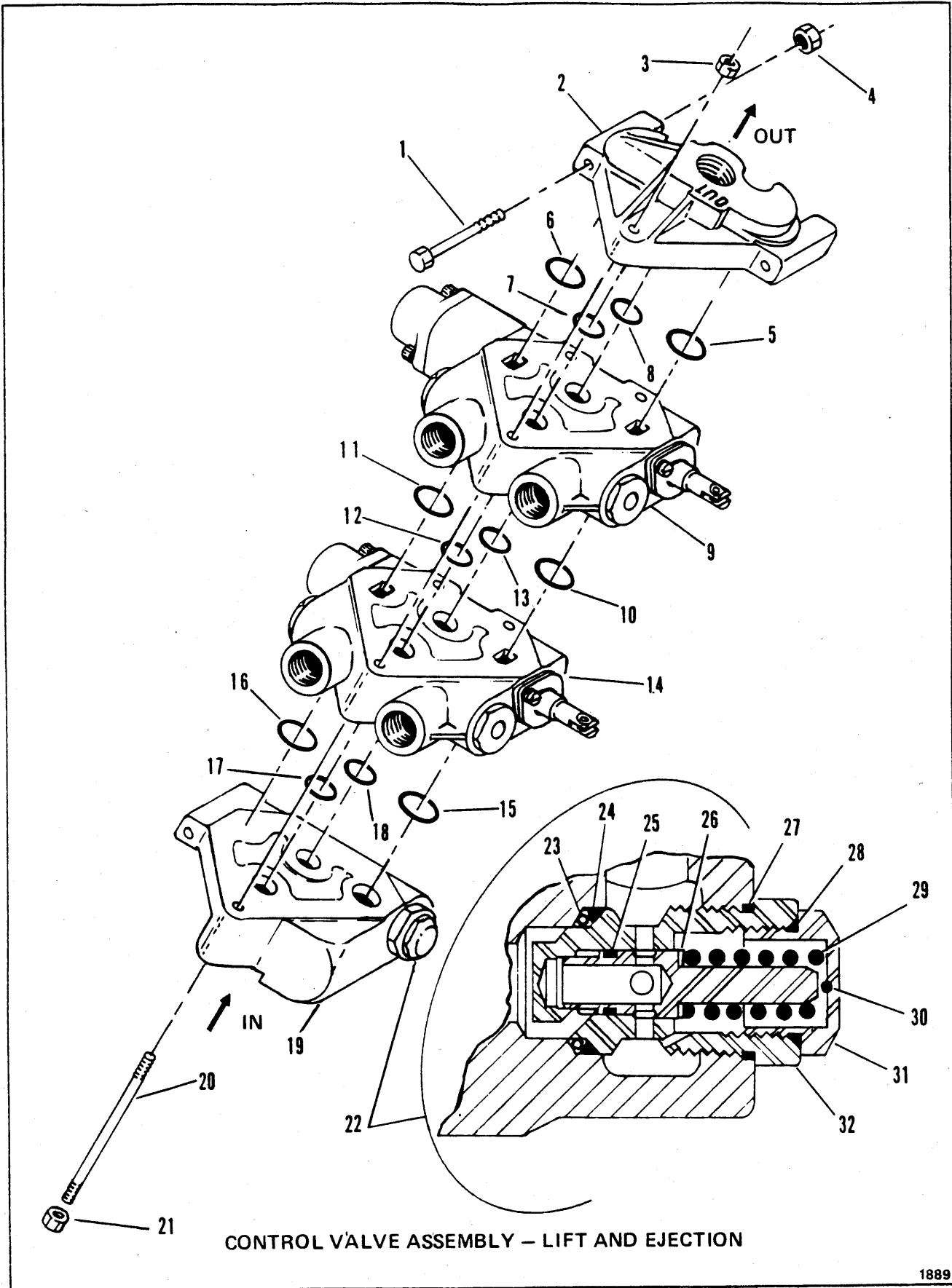
Item	Part No.	Description	Qty.
A	1580693	SECTION ASSY (Inc. 1 thru 54)	1
B	1580694	SEAL KIT (Inc. 1, 3, 4, 6, 7, 8, 12 thru 17, 19, 27, 32, 53, 54)	1
C	1580687	SPOOL SEAL KIT (Inc. 26, 27, 32, 33)	1
D	1580685	CHECK PLUG SEAL KIT (Inc. 1, 3, 4, 6, 7, 8)	2
E	1580690	SPOOL WIPER KIT (Inc. 19, 21 thru 24)	1
F	1580686	DETENT SEAL KIT (Inc. 30, 31, 35, 36)	1
1	6515234	O-RING - See "B" & "D"	1
2	-----	§ BODY, Section - See "A"	1
3	5208703	WASHER, Back-Up - See "B" & "D"	1
4	58K-016	O-RING - See "B" & "D"	1
5	6515082	SPRING, Check	1
6	6515236	WASHER, Back-Up - See "B" & "D"	1
7	6515237	O-RING - See "B" & "D"	1
8	6515236	WASHER, Back-Up - See "B" & "D"	1
9	6515078	CHECK	1
10	6515078	CHECK	1
11	6515082	SPRING, Check	1
12	6515236	*WASHER, Back-Up - See "B"	1
13	6515237	*O-RING - See "B"	1
14	6515236	*WASHER, Back-Up - See "B"	1
15	742864	*O-RING - See "B"	1
16	5208703	*WASHER, Back-Up - See "B"	1
17	6515234	*O-RING - See "B"	1
18	1579127	PLUG, Check (Seals not included)	1
19	5206808	WIPER - See "B" & "E"	1
20	-----	§ SPOOL, Section - See "A"	1
21	43G-410	SCREW - See "E"	2
22	4E-04	LKWSHR - See "E"	2
23	6519941	PLATE, Seal - See "E"	1
24	1580684	RETAINER - See "E"	1
25	1580683	RETAINER, Back-Up	1
26	1580682	WASHER, Back-Up - See "C"	1
27	25K-40024	O-RING - See "B" or "C"	1
28	1579225	POPPET	1
29	1579226	SPRING, Poppet	1
30	25K-20004	O-RING - See "F"	1
31	25K-20012	O-RING - See "F"	1
32	25K-40024	O-RING - See "B" or "C"	1
33	1580682	WASHER, Back-Up - See "C"	1
34	1580683	RETAINER, Back-Up - See "C"	1
35	6518335	O-RING - See "F"	1
36	1308189	QUAD RING - See "F"	1
37	1579221	PISTON, Detent	1
38	6518356	BALL, Detent	1
39	1579222	FOLLOWER, Detent	1
40	1579220	SPRING, Detent	1
41	11G-432	SCREW	2
42	1579228	ADAPTER, Spool	1
43	1579227	COLLAR, Stop Float	1
44	35G-1012	SCREW, Set	1
45	1579126	LOCKNUT	1
46	5201369	SPRING, Centering	1
47	5201372	BONNET	1
48	1579227	COLLAR, Stop Float	1
49	1579219	ADAPTER, Detent	1
50	6518356	BALL, Detent	1
51	1579218	PIN, Relief Adjustment	1
52	1579127	PLUG, Check (Seals not included)	1
53	25K-20026	**† SEAL, Section - See "B"	2
54	25K-20030	**† SEAL, Section - See "B"	2

\*NOTE: Use Item D - Check Plug Seal Kit      \*\*See Page V13-1

† Not Illustrated

§ Not Sold Separately

**WHEN ORDERING PARTS, ALWAYS STATE MODEL AND SERIAL NO. OF MACHINE**



CONTROL VALVE ASSEMBLY - LIFT AND EJECTION

1889

# CLARK EQUIPMENT COMPANY

## CONTROL VALVE ASSEMBLY – LIFT & EJECTION

For Serial: 222A-107 & After

Item	Part No.	Description	Qty.
A	1577950	VALVE ASSY (Inc. 2, 3 thru 32) .....	1
B	1580987	SEAL KIT (Inc. 23, 24, 25, 27, 28) .....	1
1	23C-556	BOLT .....	3
2	1580691	COVER (Out) .....	1
3	1579129	NUT .....	3
4	17D-02	NUT .....	3
5	25K-20026	O-RING .....	1
6	25K-20026	O-RING .....	1
7	25K-20030	O-RING .....	1
8	25K-20030	O-RING .....	1
9	----	*SECTION, Detent .....	1
10	25K-20026	O-RING .....	1
11	25K-20026	O-RING .....	1
12	25K-20030	O-RING .....	1
13	25K-20030	O-RING .....	1
14	----	**SECTION .....	1
15	25K-20026	O-RING .....	1
16	25K-20026	O-RING .....	1
17	25K-20030	O-RING .....	1
18	25K-20030	O-RING .....	1
19	1579223	COVER (In) .....	1
20	1579128	STUD .....	3
21	1579129	NUT .....	3
22	1580709	VALVE, Relief (Inc. 26, 26A, 26B, 28 thru 32) .....	1
23	945869	O-RING – See "B" .....	1
24	5206821	SEAL – See "B" .....	1
25	1567090	RING, Piston – See "B" .....	1
26	896263	‡SHIM (.040) .....	–
26A	896264	‡SHIM (.020) .....	–
26B	896265	‡SHIM (.010) .....	–
27	6518335	SEAL – See "B" .....	1
28	6515234	SEAL – See "B" .....	1
29	1567092	SPRING .....	1
30	----	§POPPET – See 22 .....	1
31	947741	CAP .....	1
32	----	§BODY – See 22 .....	1

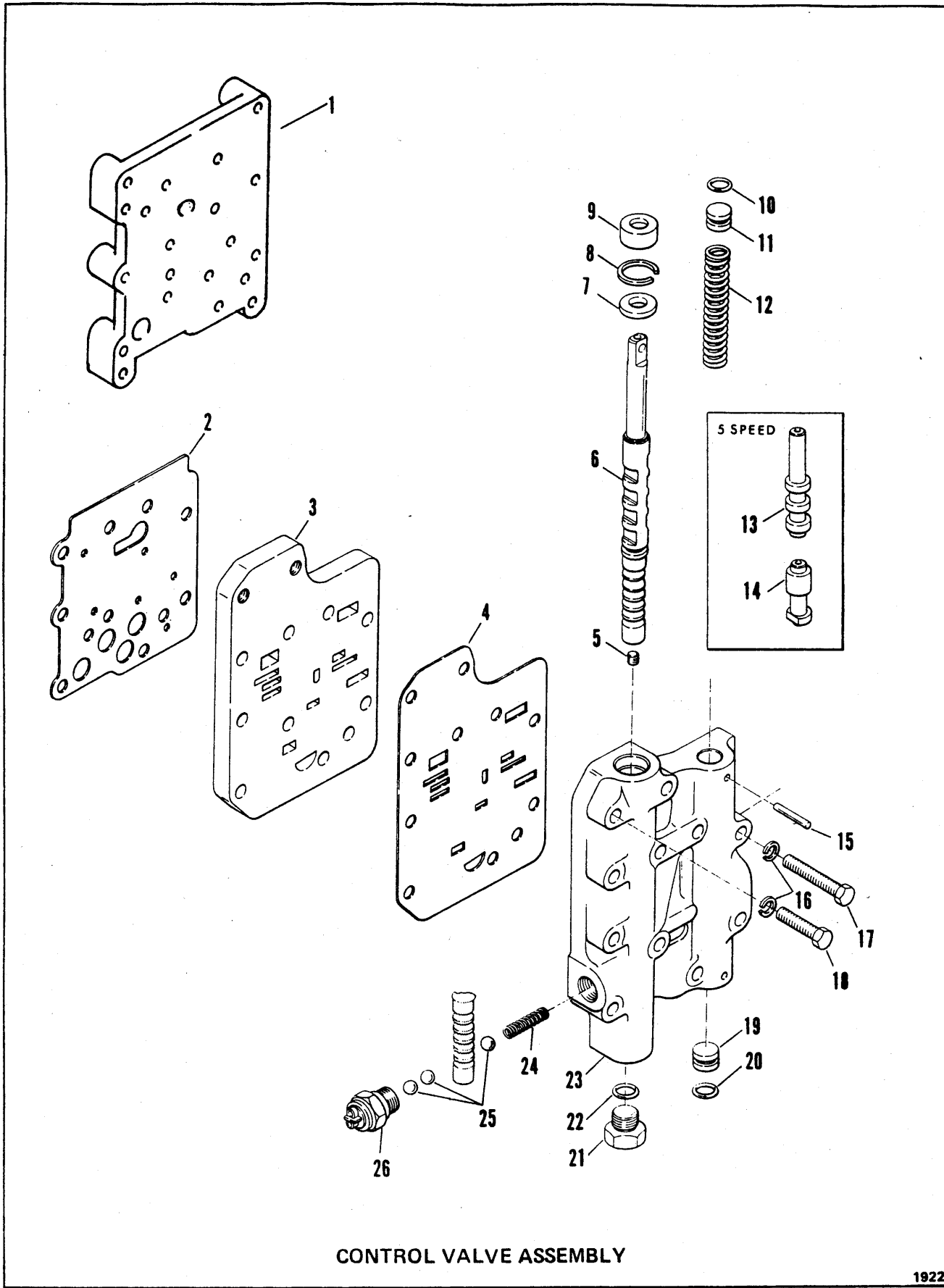
\* NOTE: See Page V11-1 for components of Item 9.

\*\* NOTE: See Page V9-1 for components of Item 14.

‡ As Required

§ Not Sold Separately

**WHEN ORDERING PARTS, ALWAYS STATE MODEL AND SERIAL NO. OF MACHINE**



CONTROL VALVE ASSEMBLY

1922


# CLARK EQUIPMENT COMPANY

## CONTROL VALVE ASSEMBLY

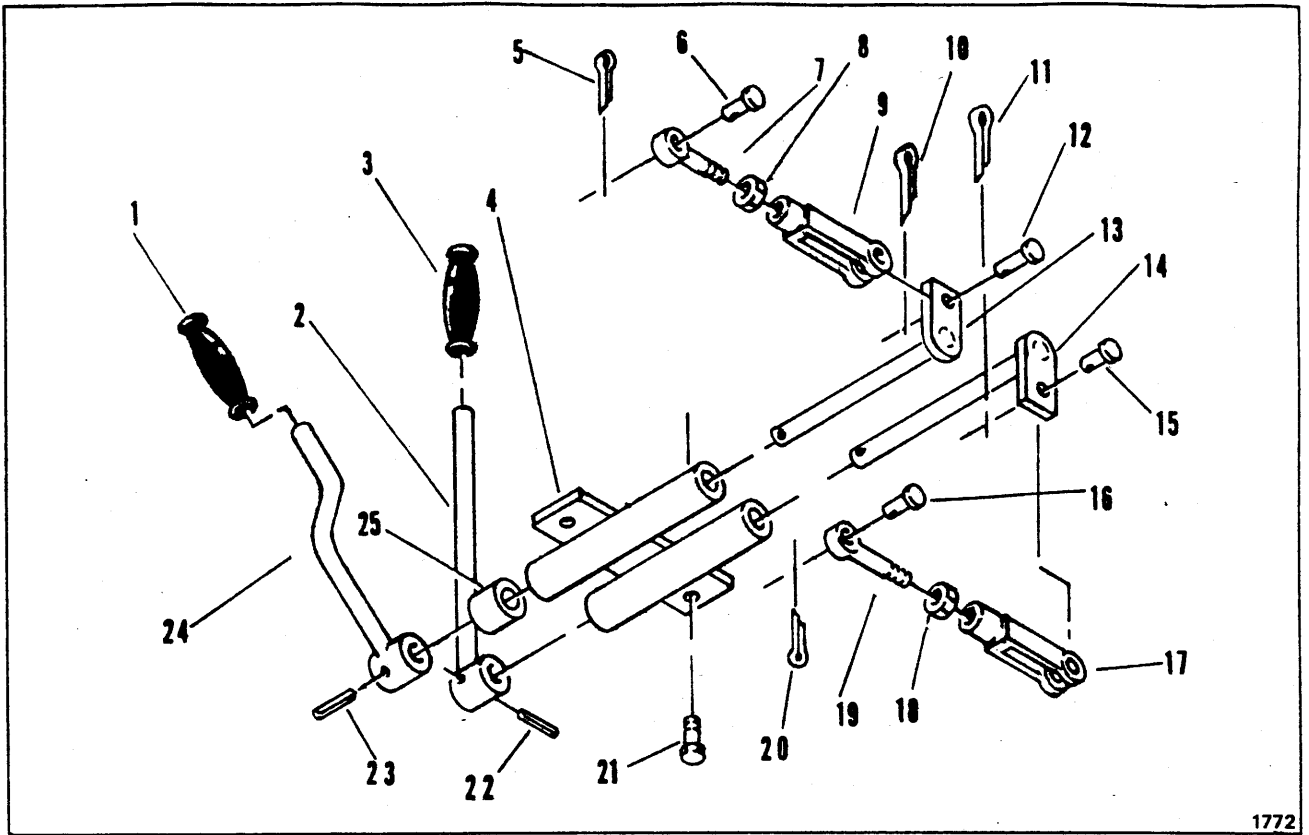
Item	Part No.	Description	Qty.
A	232935	VALVE ASSY (Inc. B, 1 thru 26) .....	1
B	232930	VALVE (Inc. 5 thru 26) .....	1
1	232788	PLATE, Bottom .....	1
2	232787	GASKET .....	1
3	232784	PLATE .....	1
4	232786	GASKET .....	1
5	16F-01	PLUG .....	1
6	----	§ SPOOL - See "B" .....	-
7	217657	WASHER .....	1
8	664140	RETAINER .....	1
9	233222	SEAL .....	1
10	25K-30018	O-RING .....	1
11	220983	PLUG .....	1
12	232660	SPRING .....	1
13	232656	SPOOL .....	1
14	232655	SPOOL .....	1
15	659648	PIN .....	2
16	4E-06	LKWSHR .....	11
17	1C-644	BOLT .....	9
18	1C-632	BOLT .....	2
19	220983	PLUG .....	1
20	25K-30018	O-RING .....	1
21	25K-7	PLUG (Inc. 22) .....	1
22	25K-30018	O-RING .....	1
23	----	§ BODY - See "B" .....	-
24	232147	SPRING .....	1
25	10J-12	BALL .....	3
26	229729	SWITCH .....	1

§ Not Sold Separately

**WHEN ORDERING PARTS, ALWAYS STATE MODEL AND SERIAL NO. OF MACHINE**



# CLARK EQUIPMENT COMPANY



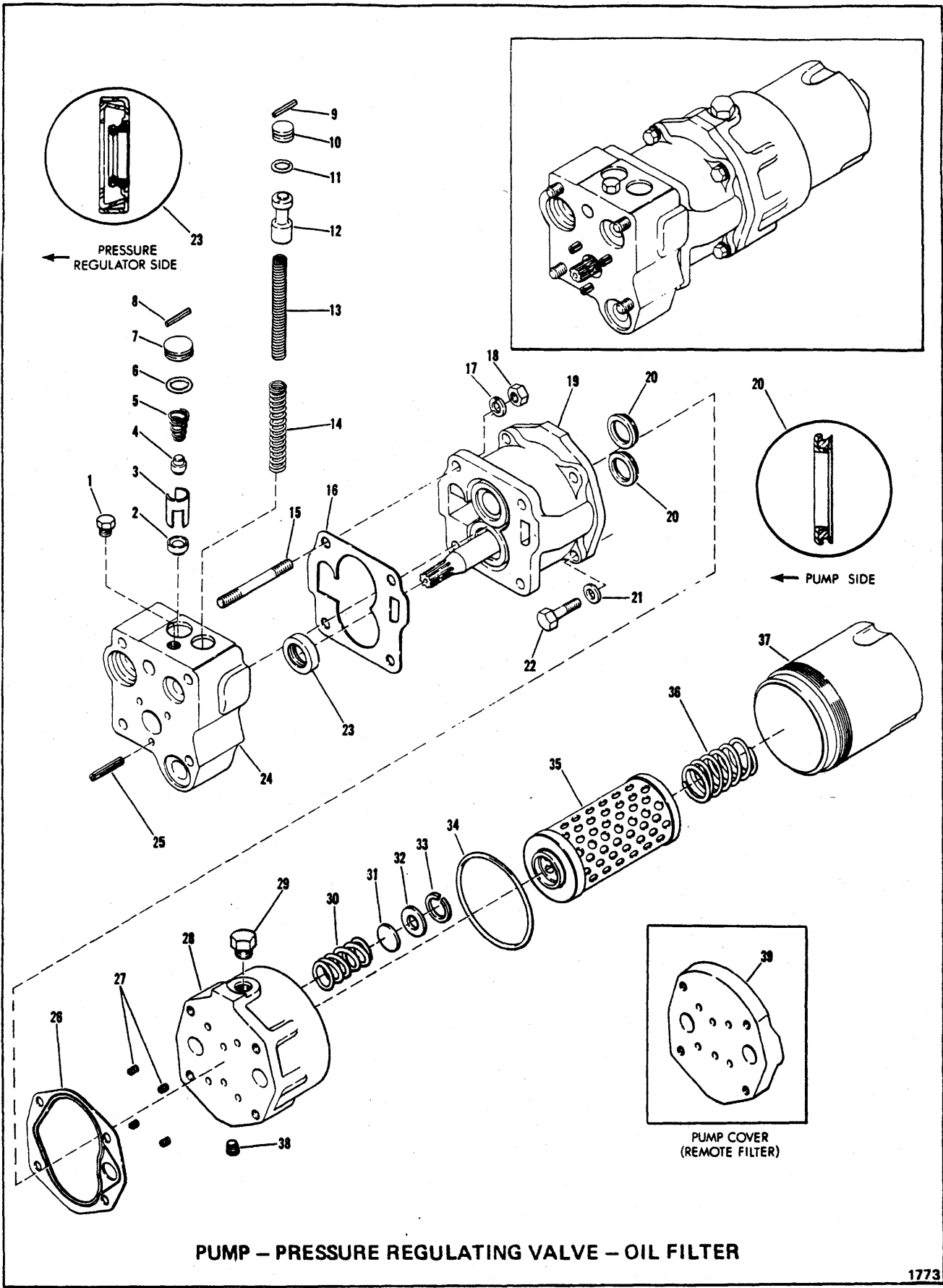
1772

## VALVE CONTROL

Item	Part No.	Description	Qty.
1	1550390	HANDLE .....	1
2	1575410	LEVER ASSY .....	1
3	1550390	HANDLE .....	1
4	1576324	BRACKET .....	1
5	1F-312	COTTER .....	1
6	4F-05062	PIN .....	1
7	1575380	LINKAGE (Inc. 8, 9) .....	1
8	8D-05	NUT, Jam .....	1
9	2J-5204	CLEVIS .....	1
10	1F-312	COTTER .....	1
11	1F-312	COTTER .....	1
12	4F-05062	PIN .....	1
13	1576328	SHAFT .....	1
14	1576340	SHAFT .....	1
15	4F-05062	PIN .....	1
16	4F-05062	PIN .....	1
17	2J-5204	CLEVIS .....	1
18	8D-05	NUT, Jam .....	1
19	1575379	LINKAGE (Inc. 17, 18) .....	1
20	1F-312	COTTER .....	1
21	894777	BOLT .....	2
22	660178	PIN .....	1
23	660178	PIN .....	1
24	1575411	LEVER ASSY .....	1
25	1564648	BUSHING .....	4

**WHEN ORDERING PARTS, ALWAYS STATE MODEL AND SERIAL NO. OF MACHINE**

CLARK EQUIPMENT COMPANY



PUMP - PRESSURE REGULATING VALVE - OIL FILTER

1773




# CLARK EQUIPMENT COMPANY

## PUMP – PRESSURE REGULATING VALVE – OIL FILTER

Item	Part No.	Description	Qty.
A	* 231002	PUMP, VALVE & FILTER ASSY (Inc. 1 thru 38) .....	1
B	233544	CHARGING PUMP & OIL FILTER ASSY (Inc. 19 thru 26 & 26 thru 38) .....	1
C	231075	PRESSURE REGULATOR VALVE ASSY (Inc. 1 thru 14, 23 & 24) .....	1
1	40K-04	PLUG .....	1
2	233278	SEAT .....	1
3	233279	SPACER .....	1
4	222318	PLUNGER .....	1
5	222312	SPRING.....	1
6	25K-30022	"O" RING .....	1
7	229296	STOP .....	1
8	763795	PIN .....	1
9	763795	PIN .....	1
10	220983	STOP .....	1
11	25K-30018	"O" RING .....	1
12	231077	PISTON.....	1
13	224368	SPRING, Inner .....	1
14	231078	SPRING, Outer .....	1
15	231083	STUD .....	4
16	231081	GASKET .....	1
17	4E-07	LKWSHR .....	4
18	2D-07	NUT .....	4
19	233540	CHARGE PUMP ASSY .....	1
20	230703	SEAL .....	2
21	4E-07	LKWSHR .....	4
22	1C-724	CAPSCREW .....	4
23	456294	SEAL .....	1
24	233273	VALVE BODY .....	1
25	233280	PIN .....	3
26	231199	GASKET .....	1
27	230704	SPRING.....	4
28	233286	ADAPTER .....	1
29	40K-04	PLUG .....	1
30	230959	SPRING.....	1
31	230960	DISC.....	1
32	230961	SEAT .....	1
33	230965	RING, Retainer .....	1
34	25K-40404	"O" RING .....	1
35	230962	ELEMENT ASSY (Inc. 34) .....	1
36	230963	SPRING .....	1
37	230964	HOUSING .....	1
38	16F-02	PLUG .....	1

\*NOTE: See Page C9-1 for Mounting Gaskets and O-Rings.

**WHEN ORDERING PARTS, ALWAYS STATE MODEL AND SERIAL NO. OF MACHINE**



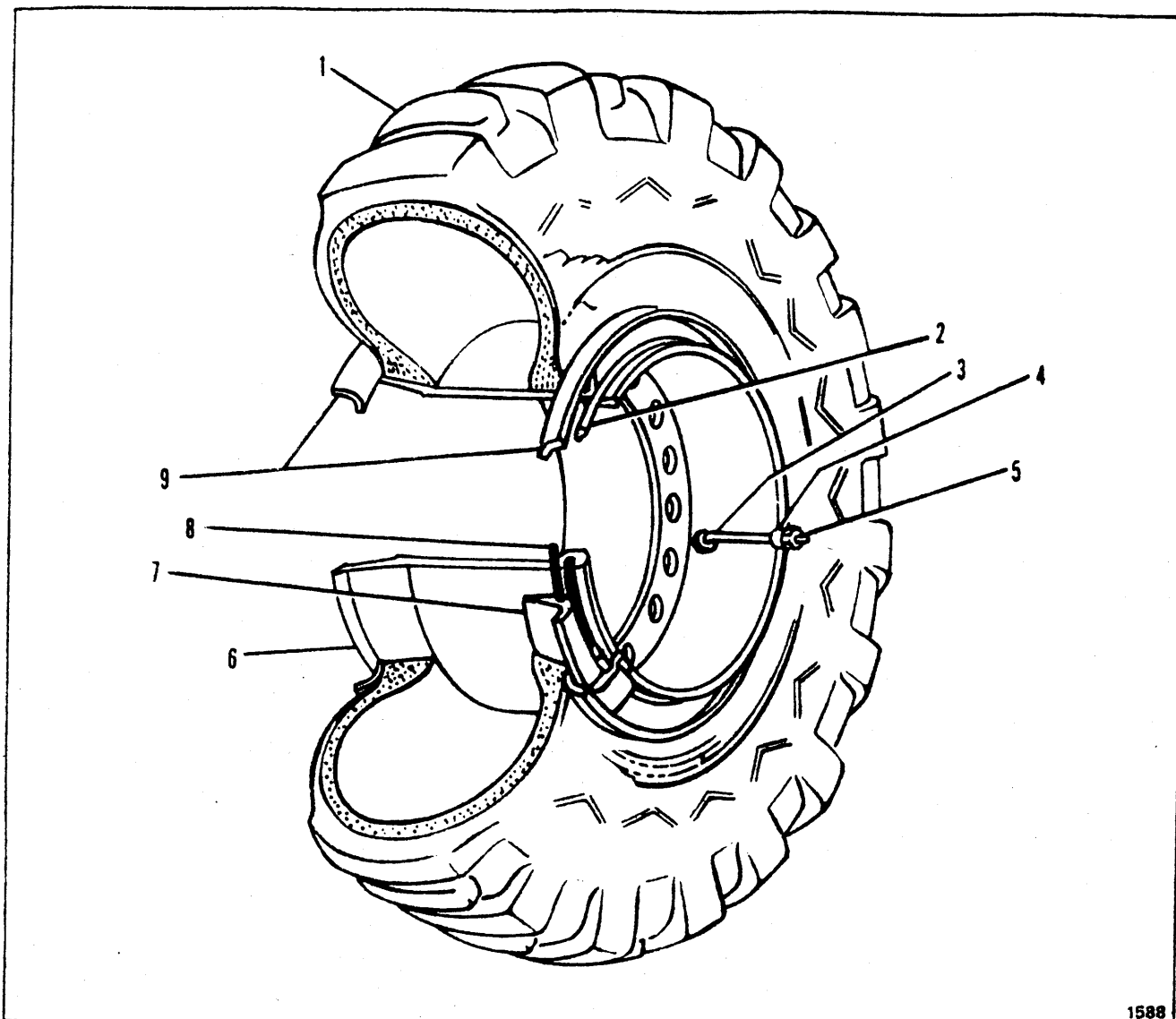
**CLARK EQUIPMENT COMPANY**

**'W' GROUP**

**CONTENTS**

Wheel & Tire Data – Scraper .....	W 2
Wheel & Tire Data – Tractor .....	W 3

CLARK EQUIPMENT COMPANY



1588

WHEEL AND TIRE DATA – SCRAPER

Item	18.00 x 25	23.5 x 25	Description	Qty.
------	------------	-----------	-------------	------

NOTE: Quantities listed below are for two (2) Tire and Wheel Assemblies.

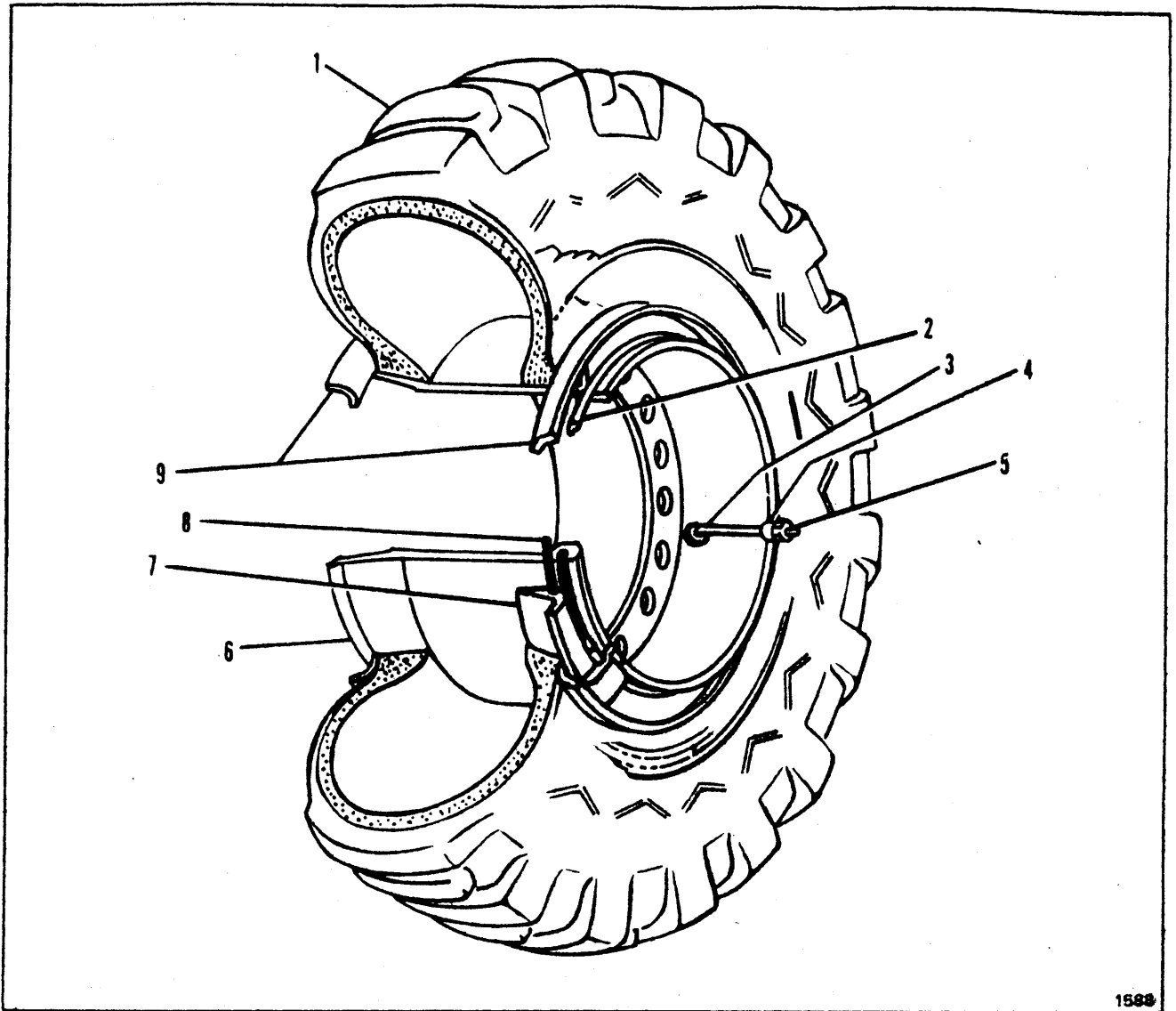
1	-----	-----	TIRE	2
2	580274	580274	RING, Lock	2
3	509445	509445	VALVE STEM (Inc 4 & 5)	2
4	551684	551684	ADAPTER, Valve Stem	2
5	551685	551685	CAP, Valve Stem	2
6	1576928	1579017	WHEEL	2
7	553956	553956	BAND, Bead Seat	2
8	580278	580278	"O" RING	2
9	551341	551341	FLANGE	4
10	529310	529310	†PLUG, Water Filling	2

† Not Illustrated

‡ Not Sold Separately

WHEN ORDERING PARTS, ALWAYS STATE MODEL AND SERIAL NO. OF MACHINE

CLARK EQUIPMENT COMPANY



1589

WHEEL AND TIRE DATA - TRACTOR

Item	18.00 x 25	23.5 x 25	Description	Qty.
------	------------	-----------	-------------	------


NOTE: Quantities listed below are for two (2) Tire and Wheel Assemblies.

1	-----	-----	§TIRE .....	2
2	580274	580274	RING, Lock .....	2
3	509445	509445	VALVE STEM (Inc 4 & 5) .....	2
4	551684	551684	ADAPTER, Valve Stem .....	2
5	551685	551685	CAP, Valve Stem .....	2
6	1576927	1576926	WHEEL .....	2
7	553956	553956	BAND, Bead Seat .....	2
8	580278	580278	"O" RING .....	2
9	551341	551341	FLANGE .....	4
10	529310	529310	†PLUG, Water Filling .....	2

† Not Illustrated

§ Not Sold Separately

WHEN ORDERING PARTS, ALWAYS STATE MODEL AND SERIAL NO. OF MACHINE

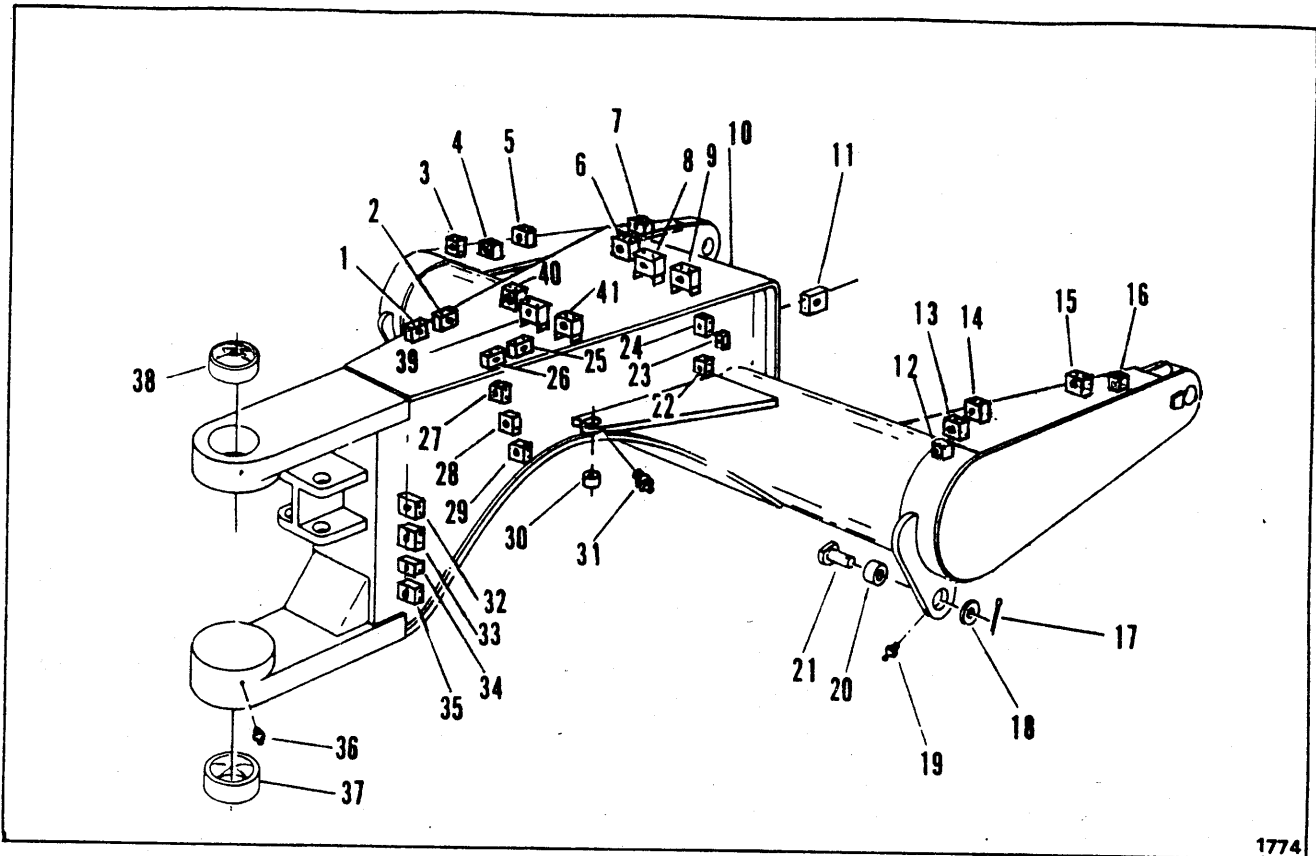


**CLARK EQUIPMENT COMPANY**

**"Y" GROUP  
CONTENTS**

<b>Yoke – Hitch .....</b>	<b>Y 2</b>
<b>Yoke – Scraper .....</b>	<b>Y 3</b>

# CLARK EQUIPMENT COMPANY



1774

## YOKE - SCRAPER

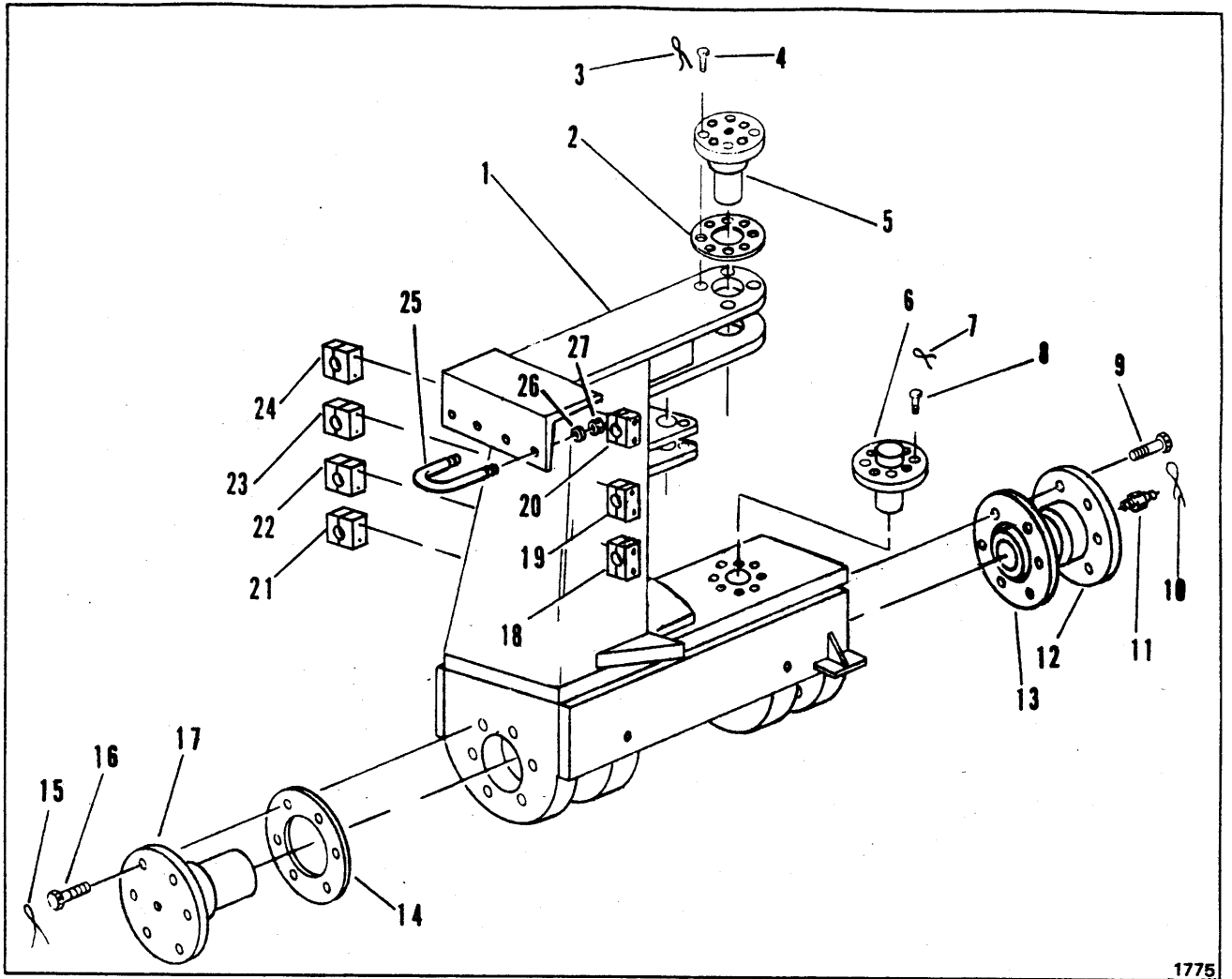
Item	Part No.	Description	Qty.
1	1577264	CLAMP (Inc. Bolts)	1
2	1577264	CLAMP (Inc. Bolts)	1
3	1576396	CLAMP (Inc. Bolts)	1
4	1576397	CLAMP (Inc. Bolts)	1
5	1576398	CLAMP (Inc. Bolts)	1
6	1576398	CLAMP (Inc. Bolts)	1
7	1576395	CLAMP (Inc. Bolts)	1
8	1576397	CLAMP (Inc. Bolts)	1
9	1576397	CLAMP (Inc. Bolts)	1
10	1574370	YOKE	1
11	1576395	CLAMP (Inc. Bolts)	5
12	1576396	CLAMP (Inc. Bolts)	1
13	1576395	CLAMP (Inc. Bolts)	1
14	1576397	CLAMP (Inc. Bolts)	1
15	1576395	CLAMP (Inc. Bolts)	1
16	1576396	CLAMP (Inc. Bolts)	1
17	1F-832	COTTER	2
18	25E-32	WASHER	2
19	10H-25	FITTING	2
20	1564692	BUSHING	2
21	1562797	PIN	2

Item	Part No.	Description	Qty.
22	1576395	CLAMP (Inc. Bolts)	2
23	1576396	CLAMP (Inc. Bolts)	1
24	1576395	CLAMP (Inc. Bolts)	2
25	1577264	CLAMP (Inc. Bolts)	1
26	1577264	CLAMP (Inc. Bolts)	1
27	1576395	CLAMP (Inc. Bolts)	2
28	1576396	CLAMP (Inc. Bolts)	1
29	1576395	CLAMP (Inc. Bolts)	2
30	1564693	BUSHING	2
31	10H-25	FITTING	2
32	1577264	CLAMP (Inc. Bolts)	2
33	1576395	CLAMP (Inc. Bolts)	2
34	1576396	CLAMP (Inc. Bolts)	1
35	1576395	CLAMP (Inc. Bolts)	2
36	10H-25	FITTING	1
37	1564694	BUSHING	1
38	1564693	BUSHING	1
39	1576397	CLAMP (Inc. Bolts)	1
40	1576398	CLAMP (Inc. Bolts)	1
41	1576397	CLAMP (Inc. Bolts)	1

**WHEN ORDERING PARTS, ALWAYS STATE MODEL AND SERIAL NO. OF MACHINE**



# CLARK EQUIPMENT COMPANY



1775

## YOKE - HITCH

Item	Part No.	Description	Qty.
1	1574539	YOKE, Hitch	1
2	1575216	‡SHIM	—
2A	1575217	†‡SHIM	—
2B	1575218	†‡SHIM	—
3	28H16100	WIRE	1
4	3C-1024	BOLT	6
5	1574548	PIN	1
6	1574551	PIN	1
7	28H16100	WIRE	1
8	3C-1024	BOLT	6
9	3C-1024	BOLT	6
10	28H16100	WIRE	1
11	12H-15	FITTING	3
12	1574548	PIN	1
13	1575216	‡SHIM	—
13A	1575217	†‡SHIM	—
13B	1575218	†‡SHIM	—

Item	Part No.	Description	Qty.
14	1575216	‡SHIM	—
14A	1575217	†‡SHIM	—
14B	1575218	†‡SHIM	—
15	28H16100	WIRE	1
16	3C-1024	BOLT	6
17	1574548	PIN	1
18	1576395	CLAMP (Inc. Bolts)	1
19	1576395	CLAMP (Inc. Bolts)	1
20	1577264	CLAMP (Inc. Bolts)	1
21	1576395	CLAMP (Inc. Bolts)	1
22	1576395	CLAMP (Inc. Bolts)	1
23	1576395	CLAMP (Inc. Bolts)	1
24	1577264	CLAMP (Inc. Bolts)	1
25	1509381	U-BOLT	2
26	25E-18	WASHER	4
27	18D-06	NUT	4

† Not Illustrated  
‡ As Required

**WHEN ORDERING PARTS, ALWAYS STATE MODEL AND SERIAL NO. OF MACHINE**



**CLARK EQUIPMENT COMPANY**

**"Z" GROUP  
CONTENTS**

**Options & Accessories ..... Z 2**

# CLARK EQUIPMENT COMPANY

## OPTIONS AND ACCESSORIES

Item	Part No.	Description	Qty.
A	1576954	BACK-UP ALARM KIT (Inc. 1 thru 9) .....	1
1	1309940	WIRE ASSY .....	1
2	1542966	BACK-UP ALARM .....	1
3	1564095	WIRE ASSY .....	1
4	1574941	BRACKET ASSY .....	1
5	1574939	PLATE .....	1
6	1574940	PIPE .....	1
7	17D-3	LOCKNUT .....	2
8	23C-624	BOLT .....	2
9	1576954	INSTALLATION DRAWING .....	1
B	1577933	CHISEL OPTION (Inc. 1 thru 9) .....	1
1	1572837	CHISEL ASSY (Inc. 2 thru 4) .....	4
2	----	§ ADAPTER .....	1
3	1572836	POINT .....	1
4	1572890	FLEX PIN .....	1
5	1576442	FLAT .....	4
6	1552074	PLOWBOLT .....	12
7	61D-12	NUT .....	12
8	4E-12	LKWSHR .....	12
C	1577932	STOP-TURN SIGNAL OPTION (Inc. 1 thru 16) .....	1
1	1576855	WIRE ASSY .....	1
2	1576854	WIRE ASSY .....	2
3	1576779	PLATE .....	2
4	1574384	LIGHT .....	4
5	1574385	REFLECTOR .....	2
6	1550398	SCREW .....	4
7	1G-816	SCREW .....	14
8	50D-8	NUT .....	14
9	1577921	HARNESS .....	1
10	1736442	TIE CABLE .....	37
11	1564754	LIGHT .....	2
12	1578009	CONDUIT .....	2
13	30H-34	CLAMP .....	6
14	1571335	STUD .....	6
15	17D-1	NUT .....	6
16	1577933	INSTALLATION DRAWING .....	1

§ Not Sold Separately

**WHEN ORDERING PARTS, ALWAYS STATE MODEL AND SERIAL NO. OF MACHINE**

# CLARK EQUIPMENT COMPANY

## NUMERICAL INDEX

Part Number	Page	Part Number	Page	Part Number	Page	Part Number	Page
1C	436 P 5		S 9		E13	7D	6 E29
1C	444 P 7		Y 2		H11	7D	8 R 2
1C	448 P 7	1F	840 E21		T 7		S 5
1C	456 P 5		F 5		V19	7D	10 S 7
1C	508 R 2	1F	1648 E13	4E	8 A 3	7D	16 E13
1C	510 T 7		F 7		A 9	7E	8 C 9
1C	512 P 5	1G	406 E 3		A12	7G	432 N 2
	P 7	1G	816 S 7		E13		S 7
	R 2		Z 2		F 9	8D	4 E17
1C	560 E19	1H	418 T 7		S 3	8D	5 T12
1C	614 A 9	1M	8360 R 2		S 5		V17
	T 7	2C	532 S11	4E	9 A 9	8D	8 C 5
1C	618 T 3	2C	720 C 9		B 2	8D	10 S 5
	T 5	2D	7 T 7		T 5	8D	18 A 9
1C	620 B 4		V19	4F	10 A 3	8E	4 C 7
	B 5	2F	5062 E29		S 7	9C	816 T11
1C	622 P 5	2J	4200 E17		S 9	9E	10 S 5
	P 7	2J	5204 E29	4E	12 F 5	10F	2 A 3
1C	628 C 9		T12		F 7		A 7
	P 5		V17		F 9		A12
	P 7	3C	740 C 9		Z 2	10H	25 C12
	T 7	3C	1024 Y 3	4E	16 E13		F 7
1C	632 V15	3D	8 S 5	4F	4051 E17		P 3
1C	636 P 5	3E	6 P 3	4F	5062 T12		S 9
	P 7	3E	10 A11		V17		Y 2
1C	644 V15	4C	514 T 7	5C	612 T 7	10J	8 T 7
1C	720 T 7	4C	714 C 9	5C	616 T11	10J	10 S11
1C	724 V19	4C	720 C 9	5C	618 T11	10J	12 A 3
1C	728 T 7	4D	14 E13	5D	8 S 7		A12
1C	736 E19	4E	4 V 9	5E	4 P 5		V15
1C	740 T 7		V11		P 7	10J	15 T 3
1C	744 T 7	4E	5 A 5	5J	404 F 3	10J	26 S11
1C	748 T 7		H11	5K	108 H17	11F	4 A 3
1C	752 E19		R 2	6C	3 P 5		A 7
1C	808 A 3		T 7	6C	403 E19		A12
	A12	4E	6 A 9		P 7	11F	12 A 3
1C	820 C 9		B 2	6C	605 A 7	11G	432 V11
1C	920 T 5		C 9	6C	705 N 2	11K	3 B 2
1C	928 T 5		E13	6E	5 S11		H 9
1C	1040 A11		E30	6H	9 C 3	11K	6 H 7
1D	6 S 7		F 7	6H	11 C 3	12D	10 C 7
1F	207 E17		H 7	6H	16 C 3	12F	112 A 3
1F	216 S 7		H13	6H	18 C 3		A12
1F	308 V 5		H15		T 7	12H	15 Y 3
1F	312 S 5		H18	6H	23 C 3	13F	4 S 3
	T12		R 2	6H	29 C 3	13F	12 T 7
	V17		S 3	6H	32 C 3	13F	16 T 7
1F	316 E29		S 7	6H	35 C 3	13K	5 H 7
1F	420 E25		T 3	6H	36 T 7	14E	10 C 7
1F	428 A11		T 5	6H	41 C 3	14K	5 H 7
1F	728 E13		T 7	7D	4 P 5	15E	4 E 9
1F	732 A 9		V15		P 7	15E	6 E 7
1F	832 F 7	4E	7 C 9	7D	5 E29	15K	3 P 7

**WHEN ORDERING PARTS, ALWAYS STATE MODEL AND SERIAL NO. OF MACHINE**

# CLARK EQUIPMENT COMPANY

## NUMERICAL INDEX

Part Number	Page	Part Number	Page	Part Number	Page	Part Number	Page
15K	8 H15	18D	6 Y 3	23C	628 S 7	24C	614 H18
16D	6 S 7	18D	10 R 2	23C	632 E13	24C	620 E13
16F	1 V15	18F	1 E11		E29	24C	712 B 2
16F	2 T 3	18G	808 S 7	23C	636 E26	24C	848 B 3
	T 5	18K	3 P 7	23C	648 E13	24C	928 E13
	T 7	18K	5 H17	23C	680 E13	24C	1056 R 2
	V19	18K	6 H17	23C	716 E13	24K	3 P 5
16F	12 A 7	19F	3 S 3	23C	720 E13		P 7
17C	610 S 3	19F	6 C 7	23C	723 H11	24K	6 C 9
17C	828 A11	19F	8 T 7	23C	760 H11		T 7
17C	836 A 9	19F	12 T 7	23C	816 S 3	24K	7 E19
17C	936 A 9	19G	408 B 3		S 5	25E	2 E 5
17D	1 C 5	19K	3 B 2	23C	820 E13	25E	13 T 7
	E17		R 3	23C	824 E13	25E	14 C 5
	F 5	20H	6 H11		E21		C 7
	H11	20H	8 H13		F 5		E17
	N 2	21C	512 C10	23C	828 F 5	25E	15 R 2
	S 7		C11		F 9	25E	16 F 7
	Z 2		C12		S 2	25E	17 B 4
17D	2 C 5	21C	520 C10	23C	832 B 2		B 5
	V13		C11		E13	25E	18 E13
17D	3 C 5		C12		F 9		E30
	E13	22K	7 V 3	23C	840 E13		S 7
	E23	23C	8 S 5	23C	848 E21		Y 3
	E26	23C	64 H17	23C	852 F 5	25E	19 C 9
	H 7	23C	408 C 5	23C	924 B 2		E13
	S 3	23C	412 C 5	23C	1016 S 9	25E	20 C 5
	S 7		E17	23C	1020 S 7	25E	21 S 2
	Z 2		S 7	23C	1028 F 9		S 5
17D	6 B 2	23C	432 F 5		S 7	25E	26 E13
	E13	23C	440 E17	23C	1032 S 7		S 7
	E21	23C	508 A 5	23C	1040 A 3	25E	31 E21
	F 5	23C	516 C 5		E13		F 5
	F 9		E29	23C	1048 A 3	25E	32 F 7
	R 2		F 7		E13		Y 2
17D	9 A 3	23C	520 H11		S 7	25E	47 E13
	E13	23C	556 V13	23C	1052 E13	25E	49 F 7
	E21	23C	610 S 3	23C	1056 S 7	25K	3 C 7
	F 5	23C	612 F 7	23C	1072 E21	25K	7 V15
	F 9		H 5		F 5	25K	20004 V11
	S 7		R 2	23C	1232 F 9	25K	20012 T 7
17D	10 E13	23C	616 C 5	23C	1240 F 5		V11
	F 7		E13	23C	1248 F 7	25K	20018 V 3
	F 9		E23	23C	1288 E13	25K	20026 V 9
17D	12 F 9		F 7	23C	1636 E13		V11
17E	10 C 5	23C	620 B 2	23C	1660 F 9		V13
	H 2		E30	23C	1664 F 9	25K	20028 E19
17K	3 B 2		H 7	23E	8 S 5	25K	20030 V 9
	B 3		H13	24C	408 C 5		V11
	P 7		H15	24C	410 C 5		V13
17K	5 H17		S 7	24C	412 C 5	25K	30012 T 7
18C	692 S11	23C	624 E30	24C	420 C 5	25K	30016 T 3
18D	4 S 2		Z 2	24C	608 E17		T 5

**WHEN ORDERING PARTS, ALWAYS STATE MODEL AND SERIAL NO. OF MACHINE**

# CLARK EQUIPMENT COMPANY

## NUMERICAL INDEX

Part Number	Page	Part Number	Page	Part Number	Page	Part Number	Page
25K 30018	V15		V19	75F	1 H17	102828	A 5
	V19	41G 610	S 5	75G 406	E 7	103216	A 3
25K 30022	V 3	41G 1008	C 7	75G 408	E 7	103522	A 5
	V19	43D 8	S 5	83F 3	H 7	104167	A 9
25K 30026	T 5	43G 410	V 9		H 9	104168	A 9
25K 30028	V 7		V11	83F 7	F10	104412	A 5
25K 30030	V 7	43G 512	V 9	83F 8	T 7		A 7
25K 40024	T 7	50D 2	E 5	85G 405	E 3	106023	T12
	V 9		E 9	85G 604	E 7	106350	A 3
	V11	50D 4	E 5		E 9		A12
25K 40026	T 7	50D 6	E 3	85G 1008	H 2	106352	A 3
25K 40030	T 7		E 5	85G 1020	C 5		A12
25K 40100	V 3		E 7	86G 820	S 7	106572	A 3
25K 40104	C10		E 9	87G 206	E 5	106656	A 7
	C11	50D 8	Z 2	87G 403	E 7	106733	A 7
	C12	58G 1020	C 7	87G 405	E 3	106762	A 3
	T 7	58K 14	P 5		E 5		A 7
25K 40108	P 5		P 7	87G 406	E 9		A11
	P 7	58K 15	P 5	87G 408	E 3		A12
25K 40316	E19		P 7	87G 608	E 5	106998	A 7
25K 40324	C10	58K 16	V 9		E 9	107348	A 3
	C11		V11	89F 8	H 7		A 7
	C12	58K 210	H11	89F 10	T11		A12
25K 40400	T 5	58K 214	H 7	91F 3	B 3	109389	A11
25K 40404	V19		H13		P 5	110305	A 5
25K 40412	T 5		H15		P 7		A 7
25K 60116	T 5	58K 219	E13	91F 5	H17	110571	S11
	T11		H11	91F 6	H17	110843	A 9
26D 10	S 7		H13		V 3	110847	A 9
26E 14	A 9	60K 40026	C 9	91F 7	E19	110897	A 9
26F 2	R 2	60K 40100	C 9		V 3	111437	A11
26F 3	T 7	60K 40106	C 9	91F 8	V 3	111646	A11
28H 16100	Y 3	60K 40616	C 9	91F 9	E19	111656	A 5
30H 8	C 3	61D 10	A 3	91F 11	B 3		A 7
30H 9	C 7	61D 12	F 7	92G 408	V 5	111735	A11
30H 10	C 3		Z 2		V 7	111965	E13
30H 14	C 3	62D 5	S 3	100941	A 9	112084	A 9
30H 20	C 3		S11	100970	A 3	112278	A 3
30H 26	C 3	63D 6	E30		A 7	112286	A 7
30H 34	Z 2	63D 8	S 3		A12	112287	A 7
30H 38	C 3		S 5	101196	A 9	112289	A 9
30H 46	C 3	63D 10	P 8	101244	A 9	112923	A11
31F 1	H 7	64D 7	A 3	101254	A 9	113124	A11
	H 9	64D 8	A 7	101257	A 9	117022	A 9
	S 5		A11	101262	A 9	118474	A 9
33F 1	H 7	64D 12	A 7	101263	A 9	118475	A 9
	H 9	65D 6	F 7	101409	A11	118499	A 9
33G 706	P 8	65D 24	F 7	101411	A11	119469	A 3
35G 1012	V11	65G 406	S11	101424	A11		A 7
35K 40108	P 5	66D 9	E13	102313	A 3	119983	A 3
40K 2	H 7	72F 2	R 2	102314	A 3	120546	A 3
	H 9	72G 414	V 5	102359	A11	120707	A 7
40K 4	T 7		V 7	102360	A11	121012	A 7

**WHEN ORDERING PARTS, ALWAYS STATE MODEL AND SERIAL NO. OF MACHINE**

# CLARK EQUIPMENT COMPANY

## NUMERICAL INDEX

Part Number	Page	Part Number	Page	Part Number	Page	Part Number	Page
121013	A 7	202321	H 5	224203	T 3	230963	V19
121014	A 7	209307	T 5	224368	V19	230964	V19
121015	A 7	209313	C 9	224771	T 3	230965	V19
121062	A 5	209560	T 3		T 5	230968	T 3
121166	A 3	209587	T11		T 9	230989	T 3
	A12	214118	T 7	224772	T 3	231002	V19
121241	A 9	214295	T 7		T 5	231038	C 9
121776	A 5	214596	C 9		T 9		H17
121781	A 7	214923	C 9	224774	T 3		T 7
121785	A 7	214933	C 9		T 9	231040	C 9
121790	A 3	214953	C 9	225597	C 9		T 7
	A12	214985	C 9	225601	C 9	231048	T 7
121792	A 3	214988	C 9	225603	T 5	231056	T 7
	A12	215183	T 3	225825	T11	231075	V19
121798	A 7		T 5	228953	T 5	231077	V19
121802	A 7	215190	T 3	229296	V19	231078	V19
121808	A 7		T 5	229566	C 9	231080	C 9
122443	A11		T 9	229729	E11	231081	V19
122630	A 7	215757	T 7		V15	231083	V19
123267	A12	216058	A11	230703	V19	231090	T 9
123268	A12	217407	T 7	230704	V19	231093	T 7
123270	A 3	217408	T 7	230805	C 9	231094	T 7
	A12	217657	V15	230808	C 9	231095	T 7
123746	A11	219373	T 7	230810	C 9	231097	T 5
123747	A 9	220079	T 3	230811	C 9	231136	T11
123831	A 9	220983	V15	230812	C 9	231166	T 7
123844	A 3		V19	230822	T 3	231176	T 3
123847	A 3	221653	C 9		T 5	231184	C 9
123848	A 3	222067	T 7	230829	T 5	231193	T 3
123849	A 3	222079	C 9	230850	T 3	231199	V19
123851	A11	222179	T 5		T 5	231239	T 3
123855	A 3		T11		T 9	231241	T 3
123856	A 3	222312	V19	230851	T 7		T 5
123860	A 3	222318	V19	230854	T 7	231252	T 5
123904	A 7	222960	T 5	230855	C 9	231390	T 7
124079	A 9		T11	230857	T 3	231405	T 5
124082	A 7	223349	T 3		T 5	231406	T 5
124083	A 7	223862	A11		T 9	231458	C 9
124095	A 3	223874	T 5	230860	T 5	231606	T 7
124158	A 7	223877	T 5	230886	T 3	231612	T 7
125007	B 5	223925	C 9	230888	T 3	231618	T 7
125008	B 4	224009	C 9	230889	T 3	231619	T 7
125434	A 7	224031	A 3	230900	T 7	231620	T 7
125435	A 7	224039	C 9	230906	T 5	231621	T 7
125492	A11	224065	T 3	230911	T 9	231624	C 9
125493	A11		T 5	230921	T 7		T 3
125496	A11	224083	T 3	230952	T 3	231632	T 3
125497	A11		T 5	230954	T 5	231633	C 9
125567	A 9	224106	T 5	230959	V19	231634	C 9
125568	A 9	224116	A 7	230960	V19	231635	C 9
192284	A 7		C 9	230961	V19	231636	C 9
192458	A11	224172	T 3	230962	E?7	231639	T 3
200216	H 5	224174	T 5		V19	231642	C 9

**WHEN ORDERING PARTS, ALWAYS STATE MODEL AND SERIAL NO. OF MACHINE**



# CLARK EQUIPMENT COMPANY

## NUMERICAL INDEX

Part Number	Page	Part Number	Page	Part Number	Page	Part Number	Page
	T 7	232920	T 3	539042	E23		T 5
231646	T 3	232921	T 3		E26	654722	F 7
231647	T 3	232922	T 5	540130	R 2	658038	T 5
231687	T 3	232924	T 5	542646	E11	658130	C 9
231749	T 5	232927	T 7	545204	H18	658988	A 9
231775	T 3	232928	T 7	546829	H18	659041	V 5
231776	T 3	232930	V15	547851	N 2		V 7
231777	T 3	232935	V15	547852	N 2	659065	C 9
231779	T 3	232938	E27	548074	S11	659648	V15
231780	T 3	233056	C 9	550319	A 7	660178	T12
231781	T 7	233058	C 9	550652	E30		V17
231818	T 5	233060	T 5	551341	W 2	660181	E13
231848	T 5	233166	T 3		W 3	662647	V 5
231849	T 5		T 5	551684	W 2	663091	H11
231850	T 5		T 9		W 3	663092	H 7
231851	T 5	233222	V15	551685	W 2		H13
232076	T 3	233273	V19		W 3		H15
232081	T 3	233278	V19	553956	W 2	663093	H13
232088	T 3	233279	V19		W 3	663772	F10
232089	T 3	233280	V19	554843	H 5	664140	V15
	T 5	233286	V19	555569	H11	664402	N 2
232122	T11	233540	V19	560164	C 5		S 7
232123	T11	233544	V19	569070	R 2	666542	C 9
232124	T11	233598	T 7	569694	C 5	666697	T 5
232125	T11	233874	T 5	573929	S 7	666888	E29
232126	T11	233881	T 3	580274	W 2	667275	A 9
232136	T 7	233901	T 7		W 3	667276	A 9
232147	V15	234833	T 5	580278	W 2	667277	A 9
232405	T 3	284085	T 7		W 3	667278	A 9
232425	T 3	456294	V19	583210	H18	667279	A11
232451	T 3	509445	W 2	583458	E11	667466	A 9
232535	C 9		W 3	584264	H13	668553	A 7
232655	V15	509772	E17	584501	R 2	672004	A 7
232656	V15		T12	584502	R 2	672005	A 7
232660	V15	515425	E23	584891	E11	672202	E11
232784	V15		E26	593227	E11	675261	A 7
232786	V15	517343	A 5	593297	R 2	675469	T11
232787	V15	519275	H11	593438	S 3	675613	R 2
232788	V15	521874	C 7	600259	E 3	675740	R 2
232810	T 9	523921	E13		E 7	692450	R 2
232811	T 5	526676	H18		E11	703891	E21
232908	T 3	527872	E11	601390	E 5		F 5
232910	T 5	529310	W 2		E 7	710092	T 5
232911	T 3		W 3	616792	E13	710749	T 3
	T 7	529979	H11	619023	C 9	710779	P 5
232912	T 5	531593	H 7	619024	S 7		P 7
232913	T 5		H 9	619036	F 7	711087	S 3
	T 9	531684	E13	620559	S 5	711329	H17
232914	T 7		H11	626073	S 2	711406	F 3
232916	T 5	531864	H11	648334	A11	712093	E 5
232917	T 5	536710	H 7	654144	A 9		E 9
232918	T 7	536749	H 7	654154	E13	730335	V 5
232919	T 3		H13	654613	T 3		V 7

**WHEN ORDERING PARTS, ALWAYS STATE MODEL AND SERIAL NO. OF MACHINE**

# CLARK EQUIPMENT COMPANY

## NUMERICAL INDEX

Part Number	Page	Part Number	Page	Part Number	Page	Part Number	Page
731160	T 3		E25	946397	P 8		V 7
	T 5	893267	V 3	946400	P 8	949084	V 5
731284	E13	893675	P 7	946401	P 8		V 7
742240	T 5	893679	E19	946403	V 7	949085	V 5
742246	A 5	893895	E25	946860	E22		V 7
742272	A 5	893900	E25		E25	949086	V 5
742273	A 5	894777	S 7	947084	S 3		V 7
742864	V 9		T12		S 5	949087	V 5
	V11		V17	947166	S 5		V 7
743035	C 9	896263	V13	947329	S 5	949088	V 5
743039	C 9	896264	V13	947741	V13		V 7
743151	A 5	896265	V13	947746	V 5	949089	V 5
743816	C10	898706	P 8		V 7		V 7
	C11	898725	V 3	947752	V 5	949090	V 7
	C12	941470	R 2		V 7	949092	V 5
755054	H 7	941474	E22	947926	B 4		V 7
763143	E 3		E23		B 5	949093	V 5
	E 7		E26	947927	B 4		V 7
763795	V19	944908	V 3		B 5	949095	E27
791553	V 3	944909	V 3	947928	B 4	949096	E27
791855	E 5	944910	V 3		B 5	949098	E27
799039	S 7	944911	V 3	947930	B 4	949173	E15
799119	S 5	944915	V 3		B 5	949174	E15
799759	S 5	944917	V 3	947931	B 4	949175	E15
799804	V 7	944918	V 3		B 5	949176	E15
801878	C 9	944920	V 3	947932	B 4	949633	V 3
815170	A 9	944921	V 3		B 5	949664	V 3
815172	A 9	944922	V 3	947933	B 4	949678	P 5
815736	A 9	944923	V 3		B 5	949680	P 5
815745	A 9	944925	V 3	947934	B 4		P 7
840464	B 4	944926	V 3		B 5	949681	P 5
	B 5	944930	V 3	947935	B 4		P 7
840466	B 4	944931	V 3		B 5	949682	P 5
	B 5	944932	V 3	948143	S 3		P 7
840469	B 4	944933	V 3	948144	S 3	949683	P 5
	B 5	944934	V 3	948254	E19		P 7
840479	B 4	944936	V 3	948370	H 7	949684	P 5
	B 5	944937	V 3	948983	E27		P 7
840509	B 4	944982	S 3	949056	E27	949685	P 5
	B 5	945060	E25	949060	S11		P 7
852333	S11	945798	S 5	949061	S11	949686	P 5
853559	V 3	945804	S 5	949062	S11		P 7
858197	P 3	945869	V13	949064	S11	949687	P 5
863364	R 2	945878	V 3	949065	S11		P 7
868744	A 3	945879	V 3	949077	V 5	949688	P 5
	A12	946208	V 3		V 7		P 7
872382	P 3	946209	V 3	949079	V 5	949689	P 5
879717	R 2	946210	V 3		V 7		P 7
883819	S 7	946211	V 3	949081	V 5	949690	P 5
889947	F 9	946212	V 3		V 7		P 7
891046	P 3	946389	S 7	949082	V 5	949691	P 5
891047	P 3	946394	P 8		V 7	949692	P 5
892833	E22	946395	P 8	949083	V 5	949694	P 5

**WHEN ORDERING PARTS, ALWAYS STATE MODEL AND SERIAL NO. OF MACHINE**

# CLARK EQUIPMENT COMPANY

## NUMERICAL INDEX

Part Number	Page	Part Number	Page	Part Number	Page	Part Number	Page
	P 7	1503018	C10	1550483	V 5	1563766	N 2
949695	P 5		C11		V 7	1563772	E29
	P 7		C12	1550498	V 5	1564095	Z 2
949696	P 5	1503463	C10		V 7	1564603	E11
	P 7		C11	1550567	S 5		H18
949697	P 5		C12	1550569	S 5	1564604	E11
	P 7	1503862	E23	1550570	S 5	1564608	E27
949787	C 5		E26	1550571	S 5	1564612	C10
954597	S11	1504452	H11	1550573	S 5		C11
960084	P 7	1505190	E11	1550584	S 5		C12
960085	P 7		E27	1550585	S 5	1564615	E 3
960086	P 7	1506090	E22	1550756	F 3		E 7
960087	P 7		E23	1550847	S 5	1564616	E 3
960134	S 5	1507422	N 2	1550880	H13		E 7
960136	S 5	1507663	S 3	1550938	F 9	1564617	E 3
960138	S 5	1509381	Y 3		F10		E 7
960536	V 7	1520083	H 7		S 7	1564618	E 3
990212	E25		H 9	1550963	E11		E 7
990543	S11	1522451	E23	1551008	S 7	1564619	E 3
991445	S 7		E26	1551126	V 5	1564620	E 3
992648	E27	1522895	H17		V 7	1564621	E 3
994200	S11	1523149	E23	1551127	V 5	1564622	E 3
1300309	H13	1527276	R 2	1551175	V 5	1564623	E 3
1302104	H 7	1529625	E22		V 7	1564624	E 3
1302512	H 7		E23	1551424	H11	1564625	E 3
1303393	H11		E26	1552013	A 5	1564626	R 2
1306622	H11	1530098	N 2	1552069	F 7	1564627	R 2
1306623	V 3		S 7	1552074	Z 2	1564648	T12
1308189	V11	1533168	H 5	1552279	A 5		V17
1309067	E17	1536340	S 5	1552289	H13	1564668	E 5
1309940	Z 2	1539031	E 5	1552291	H 7	1564670	C12
1310121	E11	1541088	V 3		H13		S 9
1310700	E 7	1542571	S11	1554832	F 7	1564671	E11
1311154	R 2	1542966	Z 2	1556395	F 3	1564674	S 7
1314713	T 5	1545004	H 7	1556401	F 3	1564678	E 5
1315103	H17	1545186	H 7	1556402	F 3	1564679	E 3
1315140	P 5	1549038	H 7	1556403	F 3	1564680	E 3
	P 7		H 9	1556729	S 9		E 7
1315447	T 5	1549444	S 5	1556801	E29	1564682	E 3
1318334	A 3	1550010	F 7	1557962	H 5	1564683	E 3
1318335	A 3	1550011	F 7	1558821	S 7	1564684	E 3
1318336	A 3	1550092	S 5	1561001	E13	1564692	E21
1318337	A 3	1550094	S 5	1561002	F 7		F 5
1318910	H13	1550095	S 5	1562382	E13		F 7
1319327	F10	1550296	V 5	1562536	H13		Y 2
1319451	E 5	1550385	V 5	1562676	E13	1564693	F 9
	E 7		V 7	1562797	E21		Y 2
1319452	E 5	1550390	V17		F 5	1564694	Y 2
	F 7	1550398	Z 2		F 7	1564698	C 5
1320110	E19	1550481	V 5		Y 2	1564699	H15
1503012	C10		V 7	1563278	E13	1564734	E25
	C11	1550482	V 5		H11		E26
	C12		V 7	1563758	N 2	1564736	H 3

**WHEN ORDERING PARTS, ALWAYS STATE MODEL AND SERIAL NO. OF MACHINE**

# CLARK EQUIPMENT COMPANY

## NUMERICAL INDEX

Part Number	Page	Part Number	Page	Part Number	Page	Part Number	Page
1564754	E11	1572890	Z 2	1574548	Y 3	1575106	C11
	S 7	1572980	E11	1574551	Y 3	1575107	C11
	Z 2	1573054	C 5	1574558	F 9		H13
1564762	S11	1573255	H18	1574559	F 9	1575130	S 7
1564776	E 5		R 2	1574619	E21	1575132	S 7
	E 9	1573286	A 3		F 5	1575159	E13
1564782	E13		E13	1574627	F 7	1575164	E13
1564801	E25	1573309	F 7	1574643	E13	1575166	H18
1564802	E25	1573366	F 5	1574767	R 2	1575172	E13
1564803	E25	1573369	F 5	1574770	A 5	1575173	E13
1564804	E25	1573575	F 5	1574772	E21	1575177	B 2
1564805	E25	1573600	F 9		F 5	1575181	H18
	E27	1573601	F 9	1574773	E21	1575201	H 7
1564806	E25	1573608	F10		F 5	1575203	H13
	E27	1573633	E13	1574814	F 5	1575205	H13
1564807	E25	1573634	F 5	1574815	F 7	1575216	Y 3
1564808	E25	1573636	F 7	1574818	F 7	1575217	Y 3
1564817	V 5	1573684	S 2	1574835	E15	1575218	Y 3
1564843	E17	1573685	F 7	1574841	E15	1575245	E21
1565370	E11	1573720	S 2	1574842	E15		F 5
	H 9	1573721	S 2	1574843	E15	1575279	H 7
1566152	F 3	1573722	S 2	1574844	E15	1575358	F 7
1566345	E21	1573723	S 2	1574845	E15	1575359	F 7
	F 5	1573885	P 3	1574846	E15	1575379	V17
1566346	E21	1573886	P 3	1574847	E15	1575380	V17
	F 5	1573945	F 9	1574848	E15	1575384	T12
1566390	H17	1574048	S 7	1574859	S 7	1575387	T12
1566417	E11	1574098	F 5	1574860	S 7	1575403	C 5
	S 7	1574109	F 7	1574862	E 3	1575404	E11
1566428	V 5	1574123	E21		E 7	1575410	V17
	V 7	1574207	F 7	1574939	Z 2	1575411	V17
1566472	S 7	1574253	E13	1574940	Z 2	1575443	H11
1566481	E15	1574254	E13	1574941	Z 2	1575458	F 7
1566701	P 8	1574255	E13	1575015	C12	1575462	F 7
1566705	P 8	1574265	E21	1575016	C12	1575463	F 7
1566712	P 8	1574338	C10	1575021	C10	1575470	H 7
1566713	P 8	1574339	C10		C11	1575482	H13
1566714	P 8		H13		C12	1575484	H 7
1566807	S 7	1574340	C10	1575023	C10	1575486	H13
1566872	S 5	1574370	Y 2		C11	1575490	H13
1566959	H11	1574384	E11		C12	1575492	H13
1567090	V13		Z 2	1575024	C10	1575498	H11
1567092	V13	1574385	Z 2		C11	1575500	H11
1567164	H15	1574450	E 3		C12	1575642	S 9
1568668	A 5		E11	1575025	C10	1575658	H11
1569520	C10	1574485	H 5		C11	1575660	H 7
	C11	1574492	E13		C12	1575820	E13
	C12	1574533	S 7	1575027	C10	1575821	E13
1571335	Z 2	1574539	Y 3		C11	1575842	F 7
1571804	C12	1574540	S 9		C12	1575843	F 7
1571812	C11	1574541	S 9	1575082	E13	1575931	E17
1572836	Z 2	1574543	S 9	1575083	E13	1576007	S 7
1572837	Z 2	1574545	S 9	1575102	E13	1576059	E13

**WHEN ORDERING PARTS, ALWAYS STATE MODEL AND SERIAL NO. OF MACHINE**

# CLARK EQUIPMENT COMPANY

## NUMERICAL INDEX

Part Number	Page	Part Number	Page	Part Number	Page	Part Number	Page
1576129	E27	1576484	H17	1576779	Z 2		V 7
1576142	F 5	1576488	H 7	1576782	E29	1577575	V 5
1576171	H15	1576489	E29	1576786	E29		V 7
1576223	H11	1576491	T12	1576787	E29	1577598	E30
1576229	C10	1576493	H11	1576791	R 2	1577606	P 3
	C11	1576501	S 3	1576792	R 2	1577607	P 3
	C12	1576502	S 3	1576794	E29	1577608	P 3
1576253	H15	1576503	S 3	1576796	E29	1577635	C10
1576306	E11	1576504	H13	1576807	H 7		C11
	S 7	1576506	S 7	1576809	H 7		C12
1576307	E11	1576518	E29	1576812	E17	1577648	P 8
	S 7	1576521	E17	1576813	R 2	1577662	H11
1576320	T12	1576528	E11	1576819	E 3	1577684	S11
1576323	T12		H 7	1576821	E 7	1577685	S11
1576324	V17		H 9	1576833	R 2	1577686	S11
1576325	T12	1576542	H 7	1576834	E17	1577687	S11
1576327	T12		H15	1576843	H15	1577688	S11
1576328	V17	1576545	H15	1576847	H 9	1577689	S11
1576340	V17	1576548	H 7	1576848	E11	1577690	S11
1576351	S 7	1576549	H 7	1576849	E11	1577693	S11
1576358	S 7	1576550	H13		H 7	1577694	S11
1576360	S 7	1576551	H13		H 9	1577695	S11
1576361	H 7	1576552	H15	1576854	Z 2	1577696	S11
1576362	S 7	1576553	H 7	1576855	Z 2	1577698	S11
1576367	S 7	1576554	H 7	1576920	F 7	1577700	S11
1576370	S 7	1576555	H 7	1576921	F 7	1577719	S11
1576377	P 5		H15	1576926	W 3	1577720	S11
1576381	H17	1576556	H 7	1576927	W 3	1577721	S11
1576385	H17	1576561	S 3	1576928	W 2	1577723	S11
1576386	H 7	1576562	H 7	1576953	H 7	1577738	E 5
1576395	F 7	1576572	S 7	1576954	Z 2	1577752	E23
	Y 2	1576580	F 7	1577264	Y 2	1577769	H 7
	Y 3	1576581	F 7		Y 3	1577817	S 7
1576396	F 7	1576582	F 7	1577338	E17	1577823	S 7
	Y 2	1576583	F 7	1577345	N 2	1577841	E19
1576397	Y 2	1576587	H11	1577404	E13	1577870	E22
1576398	Y 2	1576598	H 7	1577442	F 7		E23
1576424	P 8	1576626	F 9	1577490	P 5	1577899	F10
1576426	H15	1576628	F 9	1577492	E19	1577921	Z 2
1576427	S 7	1576630	F 9	1577496	E19	1577932	Z 2
1576439	S 9	1576648	E 5	1577497	E19	1577933	F 7
1576440	S 9	1576649	E26	1577504	E13		Z 2
1576442	Z 2	1576665	S 7	1577531	E19	1577950	V13
1576446	H11	1576673	N 2	1577552	V 5	1578009	Z 2
1576447	H 7	1576722	S 7		V 7	1578014	S 7
1576455	H 7	1576724	E 7	1577553	V 5	1578026	S 7
1576458	H 7	1576729	H13	1577554	V 5	1578038	H13
1576477	H 7	1576744	H15	1577555	V 5	1578043	N 2
1576479	H11	1576754	E29	1577556	V 5	1578050	E27
1576480	H11	1576755	E29	1577559	E13		H11
1576481	H17	1576756	E29	1577561	E13		H13
1576482	H17	1576758	E29	1577568	E 5	1578080	F 7
1576483	H17	1576774	E 3	1577574	V 5	1578134	N 2

**WHEN ORDERING PARTS, ALWAYS STATE MODEL AND SERIAL NO. OF MACHINE**

# CLARK EQUIPMENT COMPANY

## NUMERICAL INDEX

Part Number	Page	Part Number	Page	Part Number	Page	Part Number	Page
1578330	H 5	1579713	E19	1580205	C 7		V11
1578355	H 5	1579714	E19	1580206	C 5	1580684	V 9
1578365	H11	1579716	P 7	1580207	C 5		V11
1578413	H15	1579717	P 7	1580208	C 5	1580685	V 9
1578501	S 9	1579718	P 7	1580209	C 5		V11
1578564	E13	1579722	E 7	1580210	C 7	1580686	V11
1578588	P 3	1579751	E19	1580214	C 5	1580687	V 9
1578592	P 3	1579767	P 7	1580218	C 5		V11
1578616	A 5	1579828	F 7	1580221	C 5	1580688	A 5
1578643	S 7	1579829	F 7	1580222	C 5	1580690	V 9
1578874	C 5	1579830	F 7	1580238	E 9		V11
1578983	V 7	1579861	C 5	1580241	C 5	1580691	V13
1579008	E13	1579891	E 7	1580245	C 5	1580692	V 9
1579017	W 2	1579892	E 7	1580328	C 5	1580693	V11
1579059	C 7	1579893	E 7	1580330	C 5	1580694	V 9
1579117	E19	1579896	C 5	1580331	C 5		V11
1579118	P 7	1579912	E 7	1580334	C 5	1580696	H 3
1579126	V11	1579913	E 7	1580348	C 7	1580697	H 3
1579127	V 9	1579917	E 7	1580349	C 7	1580698	H 3
	V11	1579927	E 9	1580350	C 7	1580699	H 3
1579128	V13	1579928	E 9	1580352	C 5	1580700	H 3
1579129	V13	1579929	E 9	1580355	C 7	1580701	H 3
1579134	H 2	1579932	E 7	1580356	C 7	1580708	C 7
	H11	1579933	E 7	1580357	C 7	1580709	V13
1579208	H11	1579935	E 7.	1580358	C 5	1580898	A 3
1579218	V11	1579936	E 7	1580359	C 5	1580906	H11
1579219	V11	1579937	E 7	1580388	C 5	1580913	A 5
1579220	V11	1579967	C 7	1580389	C 5	1580914	A 5
1579221	V11	1579968	C 7	1580393	C 7	1580916	A 5
1579222	V11	1579969	C 7	1580394	C 7	1580987	V13
1579223	V13	1579970	C 7	1580418	C 5	1580998	S11
1579225	V11	1579971	C 7	1580419	C 5	1581051	S11
1579226	V11	1579972	C 5	1580420	C 5	1581088	E30
1579227	V11	1579973	C 5	1580421	C 5	1581092	E30
1579228	V11	1579974	C 5	1580423	C 7	1581160	C 5
1579268	S 7	1579975	C 5	1580450	R 2	1581337	E27
1579272	E13	1579976	C 5	1580459	R 2	1581702	C 7
1579394	E13	1579977	C 7	1580477	C 7	1614188	E27
1579395	E13	1579978	C 5	1580484	C 5	1718767	E 3
1579396	E13	1579980	C 5	1580506	C 7	1736442	Z 2
1579421	E13	1579981	C 7	1580588	F 5	1782699	E 3
1579480	E13	1579982	C 5	1580629	A 5		E 9
1579490	P 7	1579983	C 7	1580648	H 2	1900453	H 7
1579583	E13	1579984	C 7	1580649	H 2	1901856	H 7
1579586	E13	1579985	C 5	1580650	H 2	1902803	H 7
1579592	F10	1579995	C 7	1580651	H 2	1906729	B 2
1579602	F10	1579998	C 5	1580652	H 2		B 3
1579605	A 5	1579999	C 5	1580653	H 2		H 9
1579606	A 5	1580200	C 5	1580654	H 2	1906949	B 2
1579678	E19	1580201	C 7	1580655	H 2		B 3
1579692	P 7	1580202	C 5	1580682	V 9	1990248	E22
1579698	T 7	1580203	C 5		V11		E27
1579699	T 7	1580204	C 5	1580683	V 9	1990274	E30

**WHEN ORDERING PARTS, ALWAYS STATE MODEL AND SERIAL NO. OF MACHINE**

# CLARK EQUIPMENT COMPANY

## NUMERICAL INDEX

Part Number	Page	Part Number	Page	Part Number	Page	Part Number	Page
1990478	B 3	6518356	V11	6518510	E19		
1990479	B 3	6518414	E19		P 5		
1990480	B 3		P 5		P 7		
1990481	B 3		P 7	6518512	P 5		
1990530	B 2	6518416	E19	6518520	P 5		
3410726	E27	6518417	E19	6518528	E19		
3575194	S11	6518418	E19	6518531	P 5		
3575195	S11	6518420	E19		P 7		
3575196	S11	6518421	E19	6518534	P 5		
3575197	S11	6518423	E19		P 7		
3575198	S11		P 5	6518535	P 5		
3575201	S11		P 7	6518728	E19		
3575206	S11	6518424	E19	6519914	E 7		
3575208	S11	6518444	P 5	6519941	V 9		
3575212	S11		P 7		V11		
3679734	E27	6518452	E19				
5200616	V 3	6518455	P 5				
5200617	V 3		P 7				
5200618	V 3	6518456	P 5				
5200619	V 3		P 7				
5200620	V 3	6518460	E19				
5201369	V 9		P 5				
	V11		P 7				
5201370	V 9	6518462	E19				
5201371	V 9		P 5				
5201372	V 9		P 7				
	V11	6518465	P 5				
5201373	V 9		P 7				
5201861	P 5	6518466	P 5				
	P 7	6518468	E19				
5201879	E19	6518469	E19				
5201880	E19	6518470	E19				
5206808	V 9	6518471	E19				
	V11	6518472	E19				
5206821	V13	6518473	P 5				
5208677	V 9		P 7				
5208703	V 9	6518474	P 5				
	V11		P 7				
5209680	C 7	6518475	P 5				
5290493	F 5	6518477	P 7				
6515078	V 9	6518478	P 5				
	V11		P 7				
6515082	V 9	6518479	P 5				
	V11		P 7				
6515234	V 9	6518481	P 5				
	V11		P 7				
	V13	6518483	P 5				
6515236	V 9		P 7				
	V11	6518500	E19				
6515237	V 9		P 5				
	V11	6518508	E19				
6518335	V11	6518509	P 5				
	V13		P 7				

**WHEN ORDERING PARTS, ALWAYS STATE MODEL AND SERIAL NO. OF MACHINE**

