

# MICHIGAN

## PARTS MANUAL

No. 2282

## MODEL 110 III-H-14

(14 cu. yd.)

## HANCOCK

## TRACTOR SCRAPER

(Tractor Section)

Information contained herein pertains to Tractor Section only on  
Machine Serial Numbers 6TGH101 thru 6TGH999

Tractor Scraper (Body Section) See Parts Catalog Hancock  
Elevating Scraper Model 14E2M.

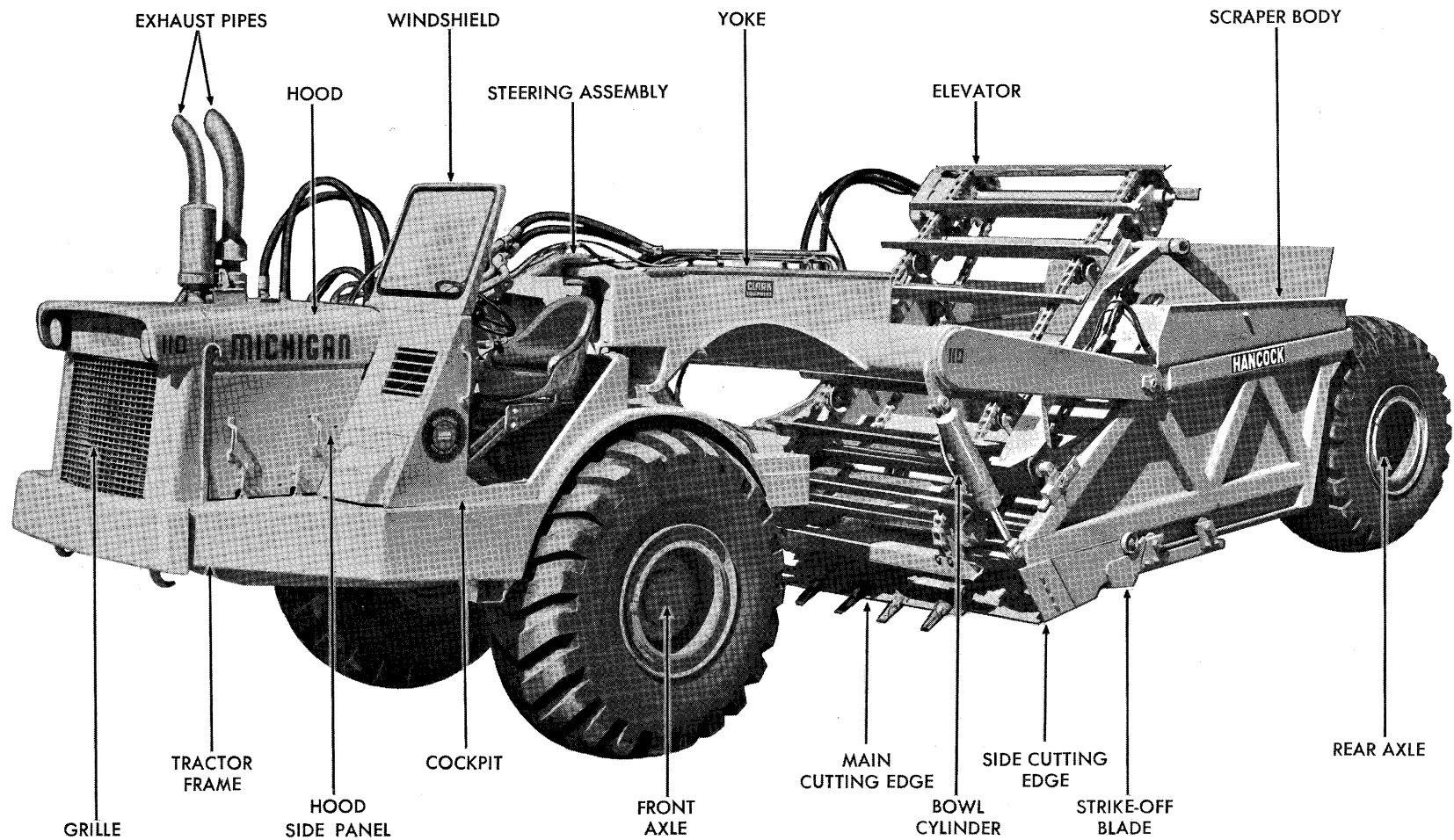
Data covering Machine Serial Range prefix with  
designation 7TGH, etc. will be found contained in  
Supplement at rear of this Manual.

Record Your Machine  
Serial Number Here

---

**CLARK EQUIPMENT COMPANY**

Construction Machinery Division



**MODEL 110-III H HANCOCK SCRAPER**

TS-8144-P

**WHEN ORDERING REPAIR PARTS**

To assure the best results and to maintain the original quality built into the machine it is important that only Clark-Approved Parts be used when new parts are required.

**IMPORTANT: Always furnish the distributor with the machine serial number when ordering parts.**

Order through your nearest Clark Distributor, for THE MICHIGAN LINE.

Always give serial number of machine.

Furnish: Quantity, Part Number and Description.

**WHEN PARTS ARE RECEIVED**

Check immediately for quantity, correctness and condition.

Advise your Michigan Distributor of any error.

Claims for damages, during shipment, should be made to the carrier immediately.

**INDEX MODEL 110-III-H-14**

<b>A</b>	Page	<b>C</b>	Page
Accelerator Pedal and Linkage .....	5	Cable, Engine Stop .....	5
Adjuster, Brake Slack .....	43	Cable, Tachometer .....	65
Air Brake Valve .....	51	Cable, Wiring and Battery .....	82
Air Chamber, Brake .....	43	Cap, Fuel Filler .....	11
Air Cleaner .....	3	Cap, Horn Button .....	55
Air Cleaner Connections .....	3	Cap, Radiator .....	4
Air Cleaner Element .....	3	Cartridge Kit, Oil Filter .....	39, 61
Air Compressor Governor .....	53	Carrier Assembly — Front Drive Planet .....	46
Air Horn .....	53	Case, Transmission .....	14
Air Lines, Brake .....	53	Cleaner, Air .....	3
Air Pressure Gauge .....	65	Check Valve .....	53
Air Pressure Sender Unit .....	53	Clutch Cover Group, Transmission .....	13
Ammeter .....	65	Cockpit Fenders, Grille, Hood, Firewall and Side Panels .....	9
Axle Assembly — Front Drive .....	43	Cockpit Cover .....	12
Axle Housing .....	43	Cockpit Hydraulic Shift Control Valve Assembly .....	31
Axle Housing Breather .....	43	Compressor Governor .....	53
		Control Cover Assembly — Transmission .....	29
<b>B</b>		Control Valve Assembly, Hydraulic .....	75, 77
Batteries, Battery Hold Down and Covers .....	85	Control Valve Assembly, Transmission Hydraulic Shift .....	31
Battery Box Cover .....	85	Controls, Brake .....	51
Battery Hold Down .....	85	Controls, Steering .....	57
Bell Cranks — Steering Assembly .....	59	Controls, Valve Levers and Linkage .....	73
Brake Air Chamber .....	43	Converter Assembly, Torque .....	35, 36
Brake Air Lines — Tractor .....	53	Convertor Charging Pump .....	36
Brake Assembly — Front .....	47	Converter Housing, Torque .....	35
Brake Assembly — Parking .....	48	Converter Temperature Gauge .....	65
Brake Controls .....	51	Cover Assembly, Transmission Control .....	29
Brake Controls — Parking .....	49	Cushions, Seat and Back-Rest .....	78
Brake Lever Assembly — Parking .....	50	Cylinder, Steering .....	63
Brake Slack Adjuster .....	43		
Brake Valve, Air .....	51	<b>D</b>	
Breather, Axle Housing .....	43	Dash Lamp .....	65
Breather, Transmission .....	13	Decals .....	84
Bucket Seat and Floorboards .....	78	Differential and Carrier Assembly — Front Drive .....	45
		Dipstick, Hydraulic Oil Reservoir .....	66
<b>C</b>		Dipstick, Transmission .....	13
Cab Assembly .....	81	Downstream Pressure Regulating Valve .....	37
Cable, Emergency Stop .....	5	Drum, Wheel Brake .....	43

<b>E</b>	Page	<b>H</b>	Page
Element, Air Cleaner .....	3	Hydraulic Shift Control Valve Assembly, Cockpit .....	31
Elevator Motor Hydraulic Pump .....	70	Hydraulic System — Motor — Implement .....	69
Engine and Accessories .....	1	Hydraulic System — Steering .....	61
Engine Accessories and Support Parts .....	1	Hydraulic System — Transmission and Torque Converter .....	39
Engine Hourmeter .....	65		
Engine Oil Pressure Gauge .....	65	<b>I</b>	
Engine Oil Pressure Sender Unit .....	1	Idler Shaft Group .....	17
Engine Temperature Gauge .....	65	Implement and Steering Hydraulic Pump .....	62
Engine Temperature Sender Unit .....	1	Ignition Switch .....	65
Engine Supports .....	1	Indicator, Air Cleaner Service .....	3
		Input Clutch Group .....	22
<b>F</b>		Input Shaft Group .....	15
Fenders .....	9	Instrument Panel .....	65
Filter Assembly — Steering System Oil .....	61		
Filter Assembly — Hydraulic Reservoir (Suction) .....	67	<b>L</b>	
Filter, Transmission Oil .....	39	Lamp, Dash .....	65
Firewall .....	9	Lamp, Head .....	9
First and Second Clutch Group .....	24	Light Switch .....	65
First and Third Shaft Group .....	19	Lower Pivot Pin .....	59
Floorboards .....	78		
Frame, Transmission Mounts, and Guards .....	7	<b>M</b>	
Front Brake Assembly .....	47	Mount, Transmission .....	7
Front Drive Planet Carrier Assembly .....	46	Muffler, Tailpipe, Air Cleaner and Connections .....	3
Fuel Gauge .....	65		
Fuel Filler Cap .....	11	<b>O</b>	
Fuel Tank and Lines .....	11	Oil Filter Assembly, Steering System .....	61
Fuel Tank Strainer .....	11	Oil Filter Transmission .....	39
		Oil Pressure Gauge, Engine .....	65
<b>G</b>		Oil Reservoir, Hydraulic .....	66
Gauges, Instrument Panel .....	65	Output Shaft Group .....	20
Glass Pattern Kit, Cab Assembly .....	81		
Governor, Air Compressor .....	53	<b>P</b>	
Grille, Frame — Front .....	7	Panel, Instrument .....	65
Grille, Frame — Rear .....	7	Panels, Side .....	9
Grille, Hood, Firewall and Side Panels .....	9	Parking Brake Assembly .....	48
Grille, Radiator .....	9	Parking Brake Controls .....	49
Guard, Transmission .....	7	Parking Brake Lever Assembly .....	50
		Pedal, Accelerator .....	5
<b>H</b>		Planet Carrier Assembly — Front Drive .....	46
Handle, Access .....	9	Pipe, Firewall .....	61
Head Lamps .....	9	Pipe, Hydraulic System Steering Frame .....	61
Hood .....	9	Pipe, Exhaust .....	3
Horn, Air .....	53	Pipe — Motor and Implement Hydraulic System .....	69
Horn Button Cap .....	55	Pitman Arm .....	55
Horn Valve .....	53	Pivot Pin — Lower .....	59
Housing, Axle .....	43	Pivot Pin — Upper .....	59
Housing, Torque Converter .....	35	Pressure Gauge, Air .....	65
Hourmeter, Engine .....	65	Pressure Regulating Valve, Downstream .....	37
Hourmeter, Pressure Switch .....	1	Propeller Shafts .....	41
Hydraulic Control Valve Assembly .....	75, 77	Pump — Converter Charging .....	36
Hydraulic Oil Reservoir .....	66	Pump — Elevator Motor Hydraulic .....	70
Hydraulic Pump — Elevator Motor .....	70	Pump — Implement and Steering .....	62
Hydraulic Pump — Steering and Implement .....	62	Pump — Steering Hydraulic .....	62
Hydraulic Reservoir Filter Assembly .....	67		

<b>R</b>	Page
Radiator Assembly .....	4
Radiator Cap .....	4
Radiator and Connections .....	4
Radiator Grille .....	9
Regulating Valve, Downstream Pressure .....	37
Reservoir, Hydraulic Oil .....	66
Reverse Clutch Group .....	26
Reverse Shaft Group .....	16

<b>S</b>	Page
Seat and Floorboards .....	78
Second and Fourth Shaft Group .....	18
Sender Unit, Air Pressure .....	53
Sender Unit, Engine Oil Pressure .....	1
Sender Unit, Engine Temperature .....	1
Shafts, Propeller .....	41
Shift Control Hydraulic System, Transmission .....	33
Shift Control Valve Assembly, Cockpit Hydraulic .....	31
Shutter, Ventilator .....	9
Side Panels .....	9
Splitter Clutch Group .....	23
Steering Assembly and Bell Cranks .....	59
Steering Controls .....	57
Steering Cylinder Assembly .....	63
Steering Gear Assembly .....	55
Steering Hydraulic Pump .....	62
Steering Hydraulic System .....	61
Steering System Oil Filter .....	61
Steering Pump .....	62
Steering Wheel .....	55
Strainer, Fuel Tank .....	11
Sump, Transmission Oil .....	13
Support Bracket, Engine .....	1
Switch, Hourmeter Pressure .....	1
Switch, Ignition .....	65
Switch, Light .....	65
Switch, Wiper .....	86

<b>T</b>	Page
Tachometer .....	65
Tail Pipe .....	3
Tank, Fuel .....	11
Temperature Gauge, Converter .....	65
Temperature Gauge, Engine .....	65
Third and Fourth Clutch Group .....	25
Tire and Wheel Data .....	79
Tools .....	84
Torque Converter Assembly .....	35, 36
Torque Converter Housing .....	35

<b>T</b>	Page
Transmission and Torque Converter Hydraulic System .....	39, 40
Transmission Assembly and Clutch Cover Group .....	13
Transmission Case and Internal Tubing .....	14
Transmission Control Cover Assembly .....	29
Transmission Clutch Cover Group .....	13
Transmission Dipstick .....	13
Transmission First and Second Clutch Group .....	24
Transmission First and Third Shaft Group .....	19
Transmission Hydraulic Shift Control Valve .....	31
Transmission Idler Shaft Group .....	17
Transmission Input, Clutch Group .....	22
Transmission Input Shaft Group .....	15
Transmission Mount .....	7
Transmission Oil Sump .....	13
Transmission Output Shaft Group .....	20
Transmission Reverse Shaft Group .....	16
Transmission Second and Fourth Shaft Group .....	18
Transmission Shift Control Hydraulic System .....	33
Transmission Shift Lever .....	31
Transmission Splitter Clutch Group .....	23
Transmission Underdrive Shaft Group .....	21

<b>U</b>	Page
Underdrive Clutch Group .....	27
Underdrive Shaft Group .....	21
Upper Pivot Pin .....	59

<b>V</b>	Page
Valve, Air Brake .....	51
Valve Assembly, Control .....	75, 77
Valve Assembly, Steering Gear .....	55
Valve, Check .....	53
Valve Control Levers and Linkage .....	73
Valve, Downstream Pressure Regulating .....	37
Valve, Horn .....	53
Valve, Quick Release .....	53
Valve, Transmission Hydraulic Shift Control — Cockpit ..	31
Ventilator Shutter .....	9

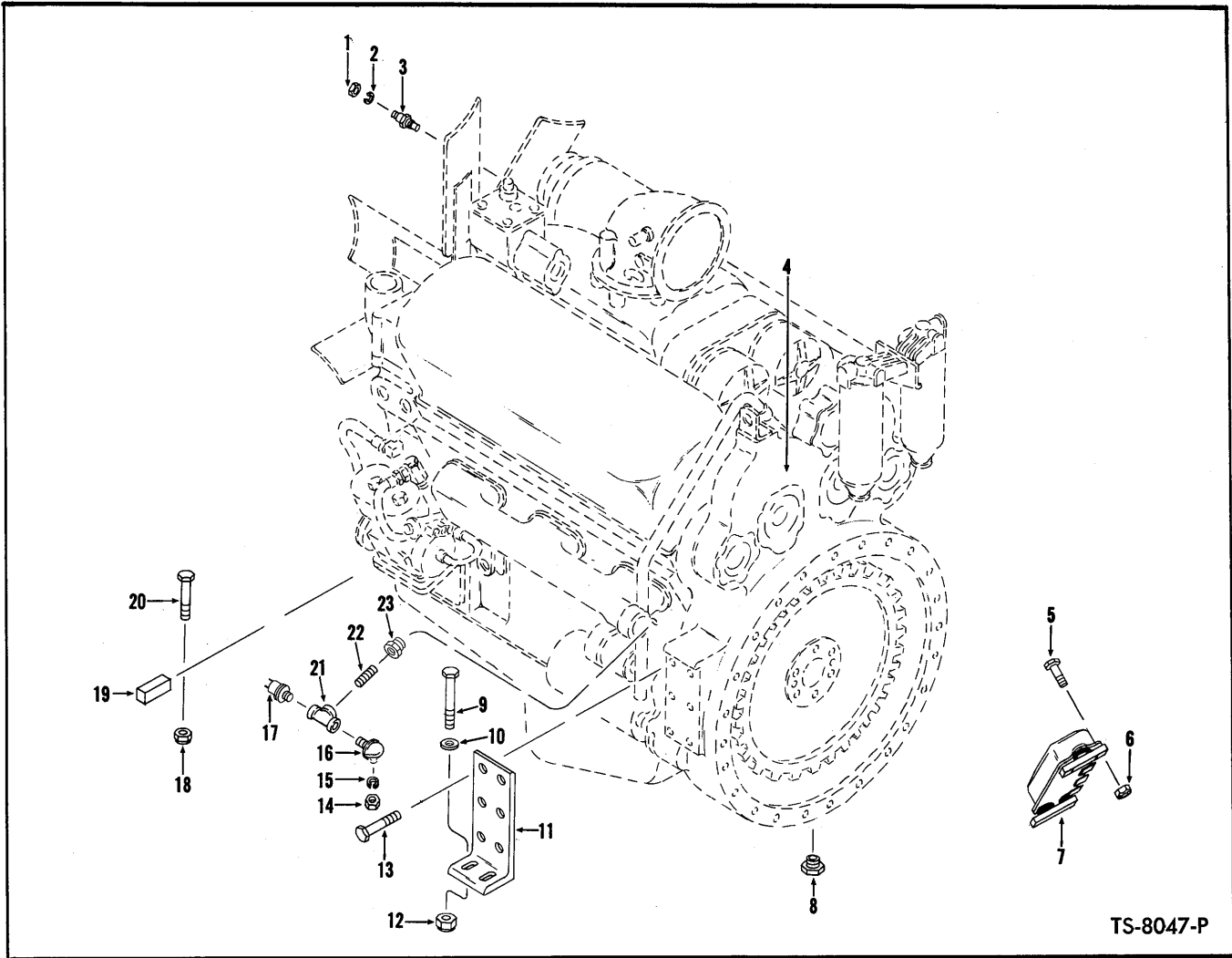
<b>W</b>	Page
Wheel and Tire Data .....	79
Wheel, Steering .....	55
Windshield .....	86
Windshield Wiper .....	86
Wiper Switch .....	86
Wiring and Battery Cables .....	82
Wiring Diagram .....	83
Wiring, Pipe and Hose Clips .....	87

**NOTES**



**ENGINE AND ACCESSORIES — G.M.**

All orders for engine assembly or components thereof should be placed with the nearest G.M. Diesel Distributor. To obtain proper items, it is necessary to provide your engine model, serial number and necessary group type number for the equipment required. This data is stamped on the options and accessories plate on the rocker cover of engine.



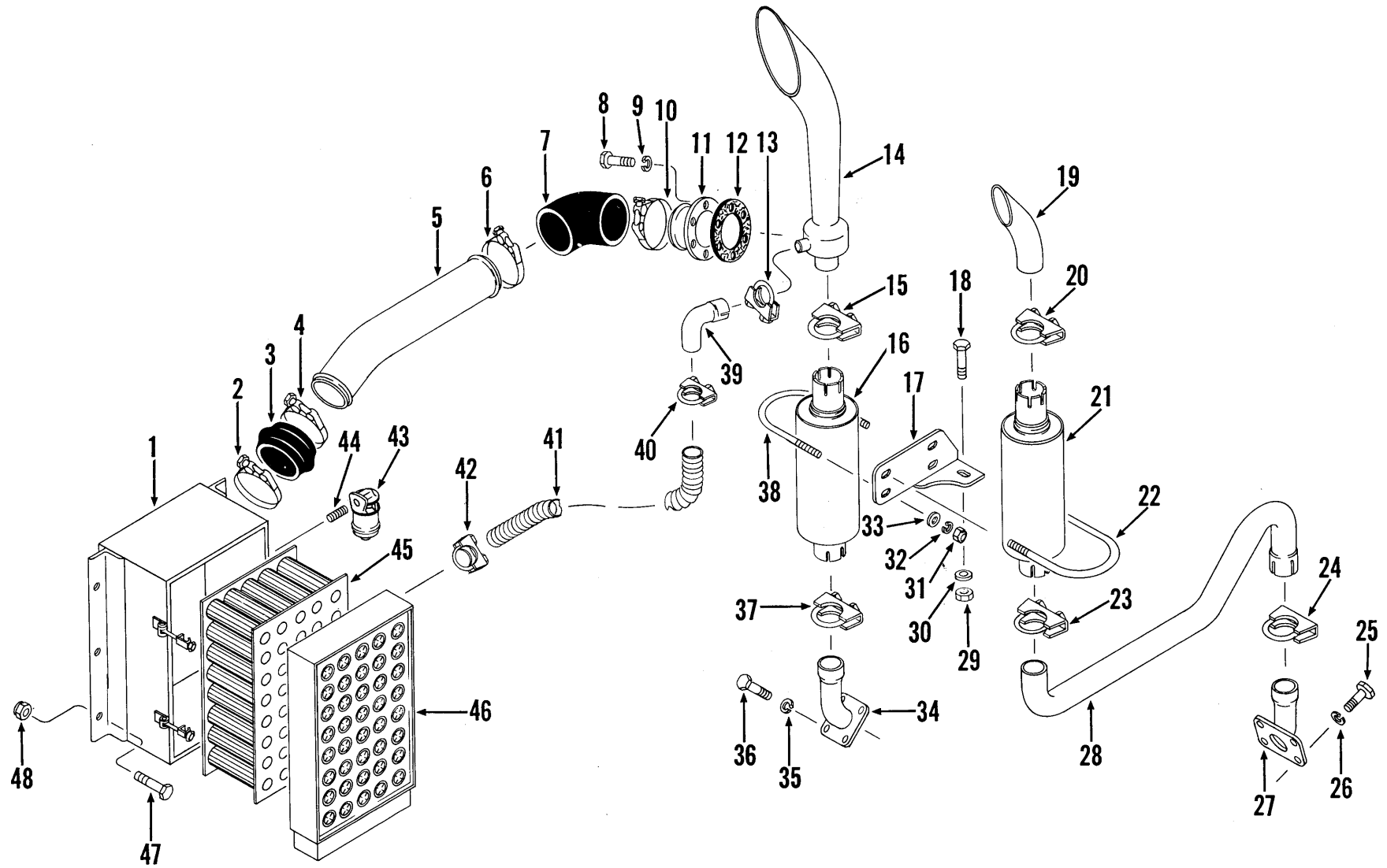
**ENGINE ACCESSORIES AND SUPPORT PARTS — G.M.**

Item No.	Part No.	Description	No. Req'd.	Item No.	Part No.	Description	No. Req'd.
1	14D-10	NUT, Temperature Sender Unit .....	1	12	18D-10	NUT, Support to Frame .....	4
2	12E-10	LKWSHR, Temperature Sender Unit ..	1	13	8C-1028	BOLT, Support to Engine .....	12
3	551323	SENDER UNIT, Engine Temperature ..	1	14	14D-10	NUT, Oil Pressure Sender Unit .....	1
4	-----	ENGINE — See G.M. Engine Parts Manual .....	—	15	12E-10	LKWSHR, Oil Pressure Sender Unit ..	1
5	18C-420	BOLT, Regulator Mounting .....	4	16	550832	SENDER UNIT, Engine Oil Pressure ....	1
6	18D-04	NUT, Regulator Mounting .....	4	17	636260	SWITCH, Hourmeter Pressure .....	1
7	945439	REGULATOR, Voltage .....	1	18	18D-10	NUT, Engine to Frame .....	2
7A	619049	†SHOCK MOUNT, Voltage Regulator ..	1	19	619622	STOP BLOCK (Welded to Frame) .....	2
8	356619	BUSHING, Reducing .....	1	20	18C-1036	BOLT, Engine to Frame .....	2
9	18C-1040	BOLT, Support to Frame .....	4	21	18F-1	TEE, Connecting .....	1
10	616800	WASHER, Support to Frame .....	4	22	542646	NIPPLE .....	1
11	1527092	SUPPORT, Engine .....	2	23	19F-3	BUSHING, Reducing .....	1

†Not Illustrated

**WHEN ORDERING PARTS, ALWAYS STATE MODEL AND SERIAL NO. OF MACHINE**

[ 2 ]



MUFFLER, TAILPIPE, AIR CLEANER AND CONNECTIONS

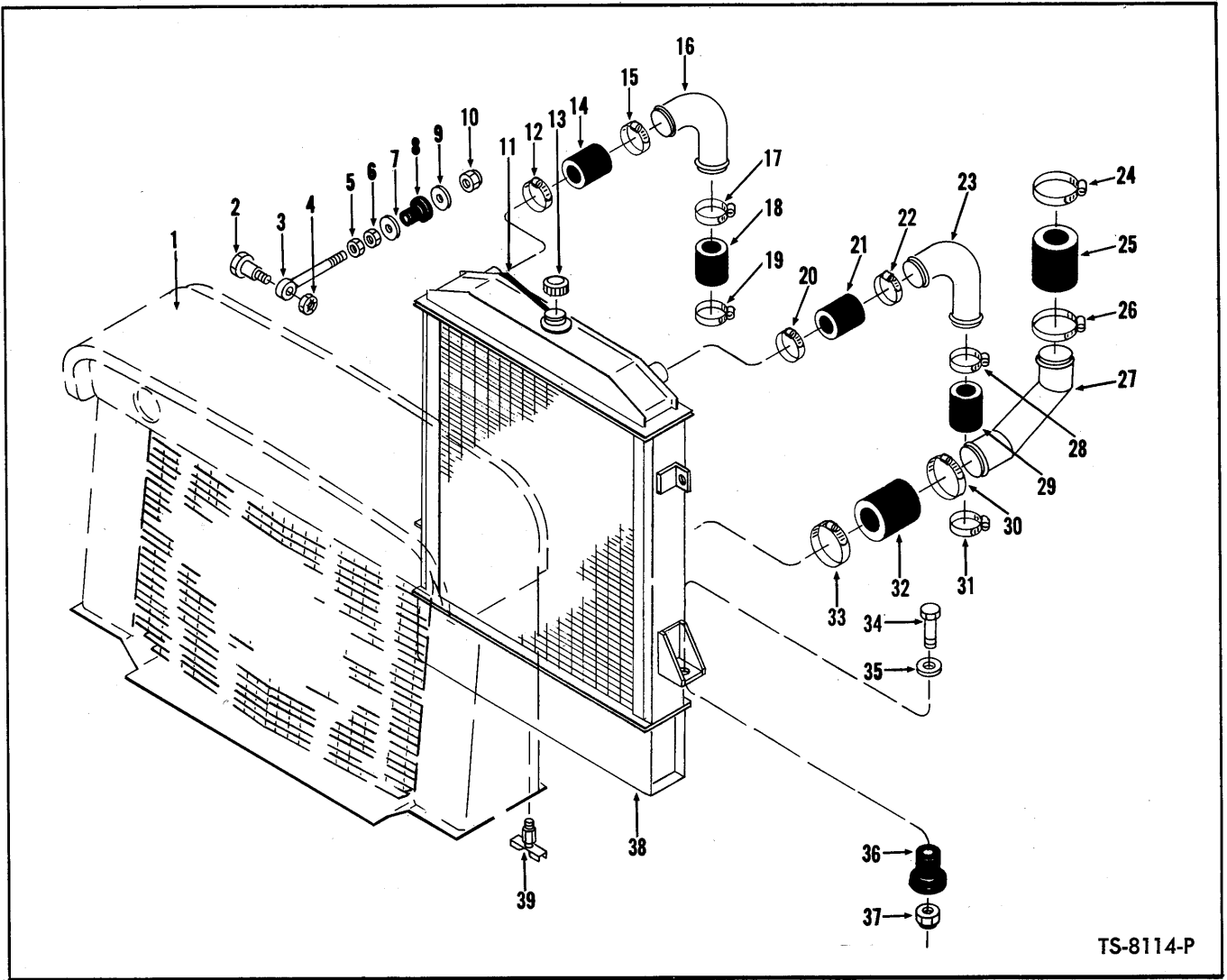
TS-8115-P



**MUFFLER, TAILPIPE, AIR CLEANER & CONNECTIONS**

Item No.	Part No.	Description	No. Req'd.
1	1526717	HOUSING, Air Cleaner .....	1
2	540797	CLAMP, Hose to Housing .....	1
3	513864	HOSE, Tube to Housing .....	1
4	540797	CLAMP, Hose to Tube .....	1
5	1526551	TUBE, Air Intake .....	1
6	540797	CLAMP, Hose to Tube .....	1
7	513865	HOSE, Tube to Adapter .....	1
8	17C-612	BOLT, Adapter to Engine .....	6
9	4E-06	LKWSHR, Adapter to Engine .....	6
10	540797	CLAMP, Hose to Adapter .....	1
11	581661	ADAPTER, Air Intake .....	1
12	533286	GASKET, Adapter to Engine .....	1
13	659179	CLAMP, Elbow to Aspirator .....	1
14	1526716	ASPIRATOR .....	1
15	580282	CLAMP, Aspirator to Muffler .....	1
16	532603	MUFFLER .....	1
17	1526713	BRACKET, Muffler Support .....	1
18	18C-620	BOLT, Bracket to Hood .....	2
19	584476	PIPE, Exhaust Extension .....	1
20	580282	CLAMP, Pipe to Muffler .....	1
21	532603	MUFFLER .....	1
22	1526710	"U" BOLT, Muffler to Bracket .....	1
23	580282	CLAMP, Muffler to Tube .....	1
24	580282	CLAMP, Tube to Adapter .....	1
25	17C-720	BOLT, Adapter to Engine .....	4
26	4E-07	LKWSHR, Adapter to Engine .....	4
27	1526708	ADAPTER, Exhaust .....	1
28	1526707	TUBE, Exhaust .....	1
29	18D-06	NUT, Bracket to Hood .....	2
30	571003	WASHER, Bracket to Hood .....	2
31	8D-05	NUT, "U" Bolt .....	4
32	4E-05	LKWSHR, "U" Bolt .....	4
33	571003	WASHER, "U" Bolt .....	4
34	1526708	ADAPTER, Exhaust .....	1
35	4E-07	LKWSHR, Adapter to Engine .....	4
36	17C-720	BOLT, Adapter to Engine .....	4
37	580282	CLAMP, Muffler to Adapter .....	1
38	1526710	"U" BOLT, Muffler to Bracket .....	1
39	583432	ELBOW, Metal Hose to Aspirator .....	1
40	659179	CLAMP, Metal Hose to Elbow .....	1
41	1526706	METAL HOSE, Aspirator to Precleaner .....	1
42	659179	CLAMP, Metal Hose to Precleaner .....	1
43	1525206	INDICATOR, Air Cleaner Service (Inc. 44) .....	1
44	946293	ADAPTER, Service Indicator to Housing .....	1
45	944943	CARTRIDGE, Pamic Filter .....	1
46	1522879	PANEL, Precleaner .....	1
47	18C-616	BOLT, Air Cleaner Mounting .....	6
48	18D-06	NUT, Air Cleaner Mounting .....	6

**WHEN ORDERING PARTS, ALWAYS STATE MODEL AND SERIAL NO. OF MACHINE**

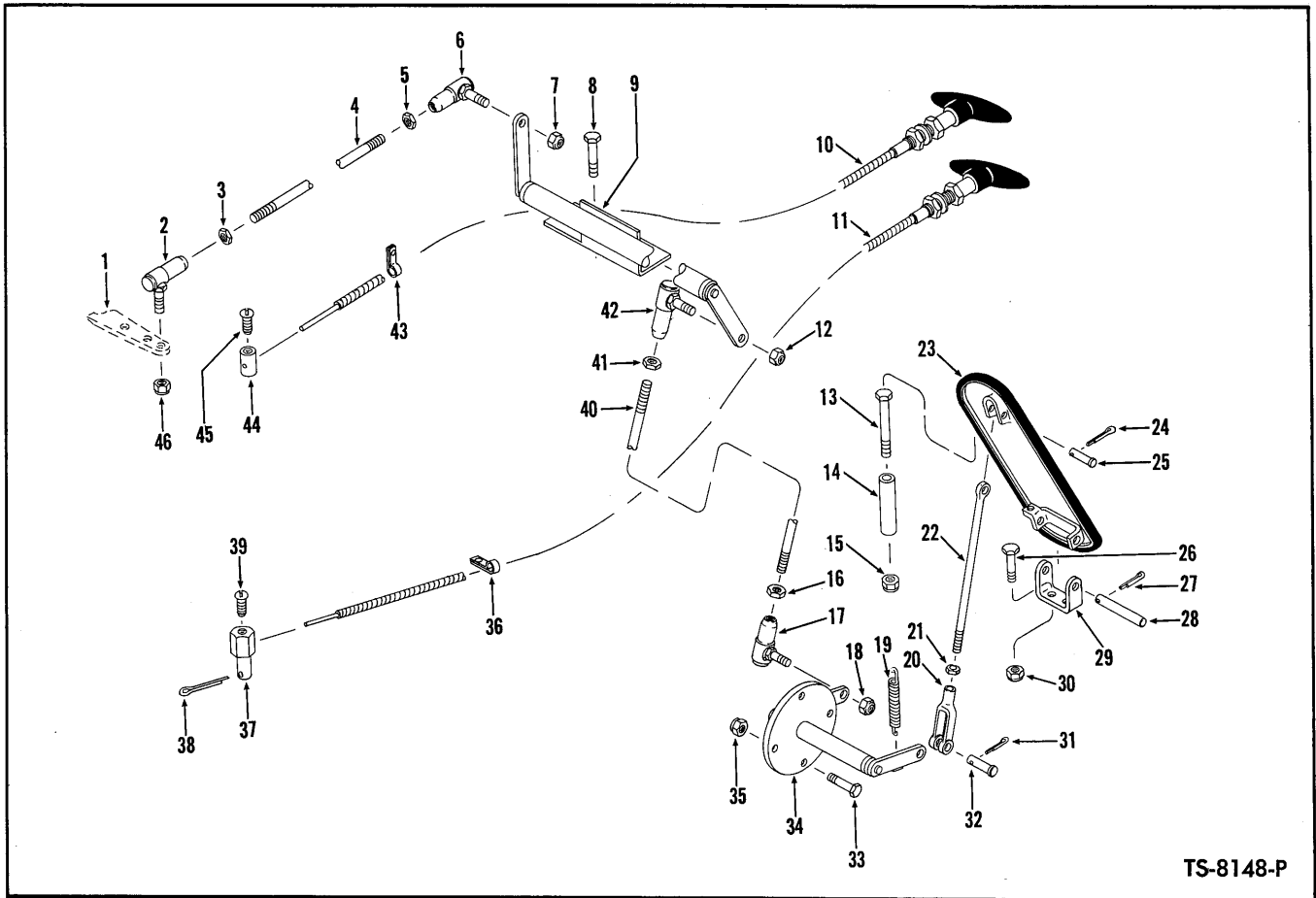


TS-8114-P

**RADIATOR AND CONNECTIONS**

Item No.	Part No.	Description	No. Req'd.	Item No.	Part No.	Description	No. Req'd.
1	—	GRILLE — See Index	—	20	540104	CLAMP, Hose to Radiator	1
2	571609	BOLT, Shoulder	2	21	1M-18040	HOSE, Radiator to Tube — Upper	1
3	574302	ROD END, Radiator Mounting — Upper	2	22	540104	CLAMP, Hose to Tube	1
4	18D-06	NUT, Shoulder Bolt	2	23	1530208	TUBE, Radiator to Engine — Upper	1
5	8D-08	NUT, Rod End Jam	2	24	565973	CLAMP, Hose to Engine	1
6	8D-08	NUT, Rod End Jam	2	25	1M-22040	HOSE, Tube to Engine — Lower	1
7	584502	WASHER, Rod End	2	26	565973	CLAMP, Hose to Tube	1
8	584501	DAMPENER, Vibration	2	27	1526926	TUBE, Radiator to Engine — Lower	1
9	584502	WASHER, Rod End	2	28	540104	CLAMP, Hose to Tube	1
10	18D-08	NUT, Rod End	2	29	1M-18040	HOSE, Tube to Engine — Upper	1
11	945460	HOSE, Overflow	1	30	565973	CLAMP, Hose to Tube — Lower	1
12	540104	CLAMP, Hose to Radiator	1	31	540104	CLAMP, Hose to Engine — Upper	1
13	863364	CAP, Radiator	1	32	1M-22040	HOSE, Tube to Engine — Lower	1
14	1M-18040	HOSE, Radiator to Tube — Upper	1	33	565973	CLAMP, Hose to Radiator	1
15	540104	CLAMP, Hose to Tube	1	34	18C-1056	BOLT, Radiator to Frame	2
16	1530208	TUBE, Radiator to Engine — Upper	1	35	569070	WASHER, Radiator to Frame	2
17	540104	CLAMP, Hose to Tube	1	36	1527276	PAD, Radiator to Frame	2
18	1M-18040	HOSE, Tube to Engine — Upper	1	37	18D-10	NUT, Radiator to Frame	2
19	540104	CLAMP, Hose to Engine	1	38	1526702	RADIATOR (Inc. 11, 13)	1
				39	72F-2	DRAINCOCK, Radiator	1

**WHEN ORDERING PARTS, ALWAYS STATE MODEL AND SERIAL NO. OF MACHINE**

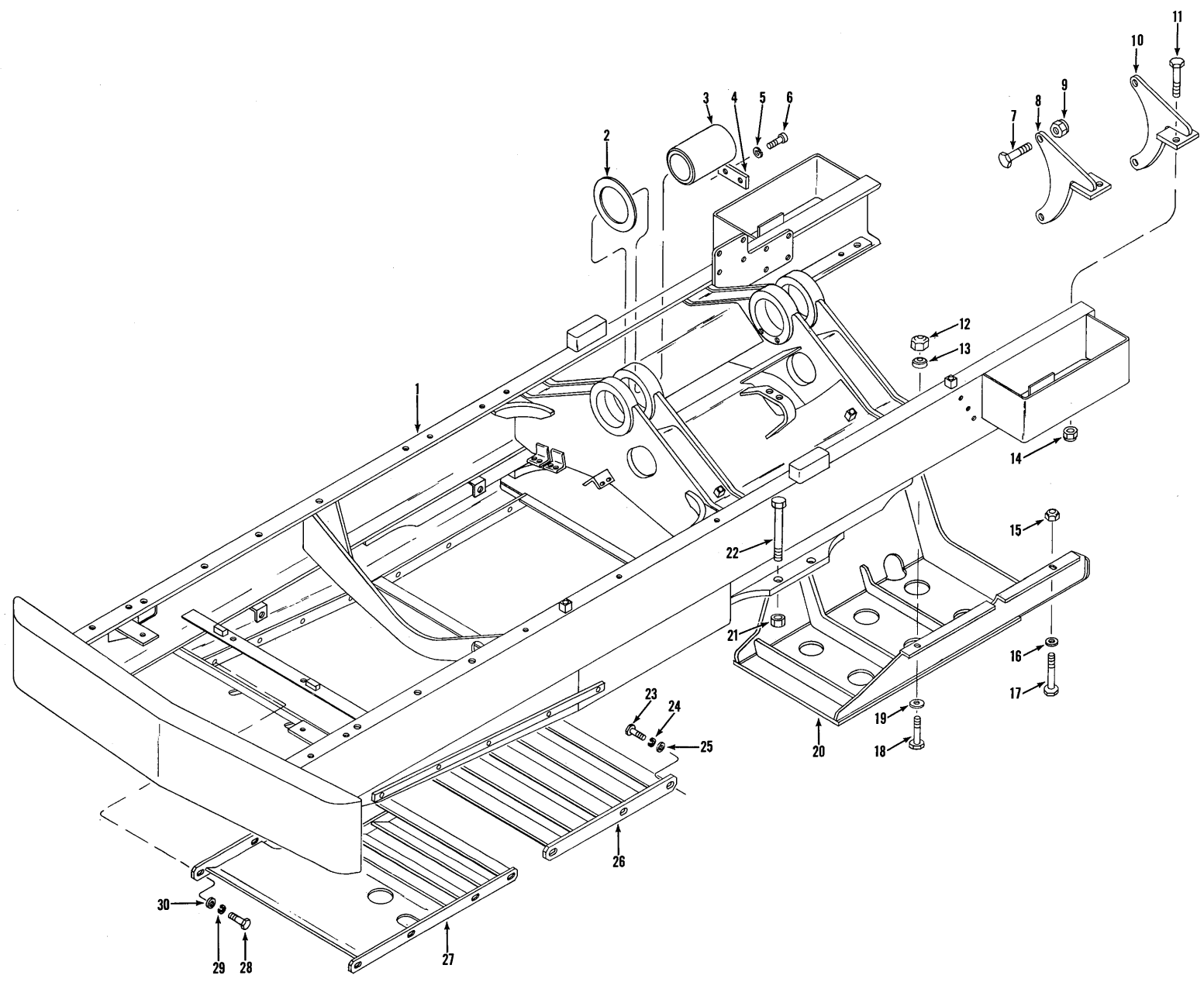


TS-8148-P

**ACCELERATOR PEDAL AND LINKAGE**

Item No.	Part No.	Description	No. Req'd.	Item No.	Part No.	Description	No. Req'd.
1	---	GOVERNOR ARM — See G.M. Engine Parts Manual	—	23	623829	PEDAL, Accelerator	1
2	1301361	BALL JOINT, Rod to Arm	1	24	1F-207	COTTER, Clevis Pin	1
3	8D-05	NUT, Ball Joint Jam	1	25	4F-04051	PIN, Rod to Pedal Clevis	1
4	582131	ROD ASSY, Bellcrank to Arm (Inc. 2, 3, 5, 6, 7, 46)	1	26	18C-412	BOLT, Bracket to Floorboard	2
5	8D-05	NUT, Ball Joint Jam	1	27	1F-316	COTTER, Pedal Pivot Pin	1
6	1301361	BALL JOINT, Rod to Bellcrank	1	28	623762	PIN, Accelerator Pedal Pivot	1
7	66D-05	NUT, Ball Joint to Bellcrank	1	29	551015	BRACKET, Accelerator Pedal	1
8	---	BOLT, Bellcrank to Engine — (Furnished with Engine)	—	30	18D-04	NUT, Bracket to Floorboard	2
9	581433	BELLCRANK, Engine	1	31	1F-207	COTTER, Clevis Pin	1
10	1520190	CABLE, Emergency Stop	1	32	4F-04051	PIN, Rod to Bellcrank Clevis	1
11	1520193	CABLE, Engine Stop	1	33	18C-412	BOLT, Bellcrank to Cockpit	4
12	66D-05	NUT, Ball Joint to Bellcrank	1	34	581429	BELLCRANK, Cockpit	1
13	18C-456	BOLT, Stop to Floorboard	1	35	18D-04	NUT, Bellcrank to Cockpit	4
14	593196	STOP, Accelerator Pedal	1	36	30H-16	CLIP, Engine Stop Cable	1
15	18D-04	NUT, Stop to Floorboard	1	37	1523209	CONNECTOR, Cable	1
16	8D-05	NUT, Ball Joint Jam	1	38	1F-208	COTTER, Cable Connector	1
17	1301361	BALL JOINT, Rod to Bellcrank	1	39	2G-1008	SCREW, Cable Connector	1
18	66D-05	NUT, Ball Joint to Bellcrank	1	40	582129	ROD ASSY, Bellcrank to Bellcrank (Inc. 12, 16, 17, 18, 41, 42)	1
19	551090	SPRING, Return	1	41	8D-05	NUT, Ball Joint Jam	1
20	2J-4200	CLEVIS, Rod to Bellcrank	1	42	1301361	BALL JOINT, Rod to Bellcrank	1
21	8D-04	NUT, Clevis Jam	1	43	30H-16	CLIP, Emergency Stop Cable	1
22	593638	ROD ASSY, Pedal to Bellcrank (Inc. 20, 21)	1	44	1523210	CONNECTOR, Cable	1
				45	3G-806	SCREW, Cable Connector	1
				46	66D-05	NUT, Ball Joint to Arm	1

**WHEN ORDERING PARTS, ALWAYS STATE MODEL AND SERIAL NO. OF MACHINE**



FRAME, TRANSMISSION MOUNTS AND GUARDS

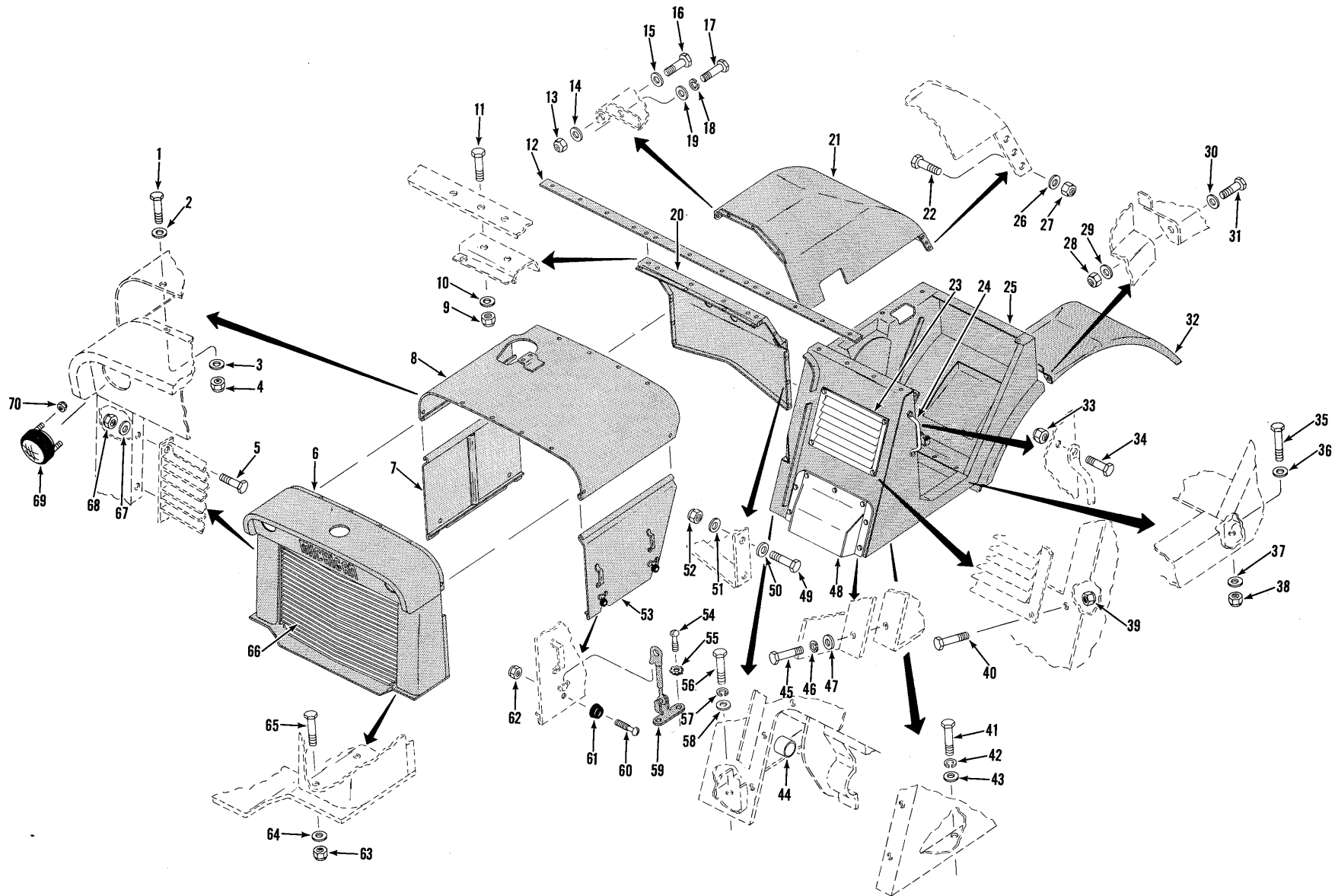
TS-8043-P

**FRAME, TRANSMISSION MOUNTS AND GUARDS**

Item No.	Part No.	Description	No. Req'd.
1	1527148	FRAME ASSY .....	1
2	572231	‡SHIM, Trunnion Pivot Pin — 3/16" .....	—
2A	572232	†‡SHIM, Trunnion Pivot Pin — 1/16" .....	—
3	569754	PIN, Trunnion Pivot .....	1
4	1523172	PLATE, Pin Locking .....	2
5	4E-10	LKWSHR, Pin Locking Plate .....	4
6	74G-1028	BOLT, Pin Locking Plate .....	4
7	18C-1656	BOLT, Transmission to Bracket .....	8
8	568744	BRACKET, Transmission Mounting — L.H. Front & R.H. Rear .....	2
9	18D-16	NUT, Transmission to Bracket .....	8
10	568745	BRACKET, Transmission Mounting — R.H. Front & L.H. Rear .....	2
11	18C-1656	BOLT, Bracket to Frame .....	4
12	70D-12	NUT, Rear Guard to Frame .....	2
13	71D-12	BASE, Rear Guard to Frame .....	2
14	18D-16	NUT, Bracket to Frame .....	4
15	18D-12	NUT, Rear Guard to Frame .....	2
16	571117	WASHER, Rear Guard to Frame .....	2
17	18C-1240	BOLT, Rear Guard to Frame .....	2
18	18C-1236	BOLT, Rear Guard to Frame .....	2
19	571117	WASHER, Rear Guard to Frame .....	2
20	1526857	GUARD, Transmission & Drive Shaft Rear .....	1
21	68D-16	NUT, Axle to Frame .....	8
22	18C-16168	BOLT, Axle to Frame .....	8
23	18C-1028	BOLT, Rear Grille to Frame .....	6
24	4E-10	LKWSHR, Rear Grille to Frame .....	6
25	570993	WASHER, Rear Grille to Frame .....	6
26	580921	GRILLE ASSY, Rear .....	1
27	1528349	GRILLE ASSY, Front .....	1
28	18C-1028	BOLT, Grille to Frame .....	8
29	4E-10	LKWSHR, Grille to Frame .....	8
30	570993	WASHER, Grille to Frame .....	8

†Not Illustrated  
‡As Required

**WHEN ORDERING PARTS, ALWAYS STATE MODEL AND SERIAL NO. OF MACHINE**



COCKPIT, FENDERS, GRILLE, HOOD, FIREWALL, AND SIDE PANELS

TS-8119-P

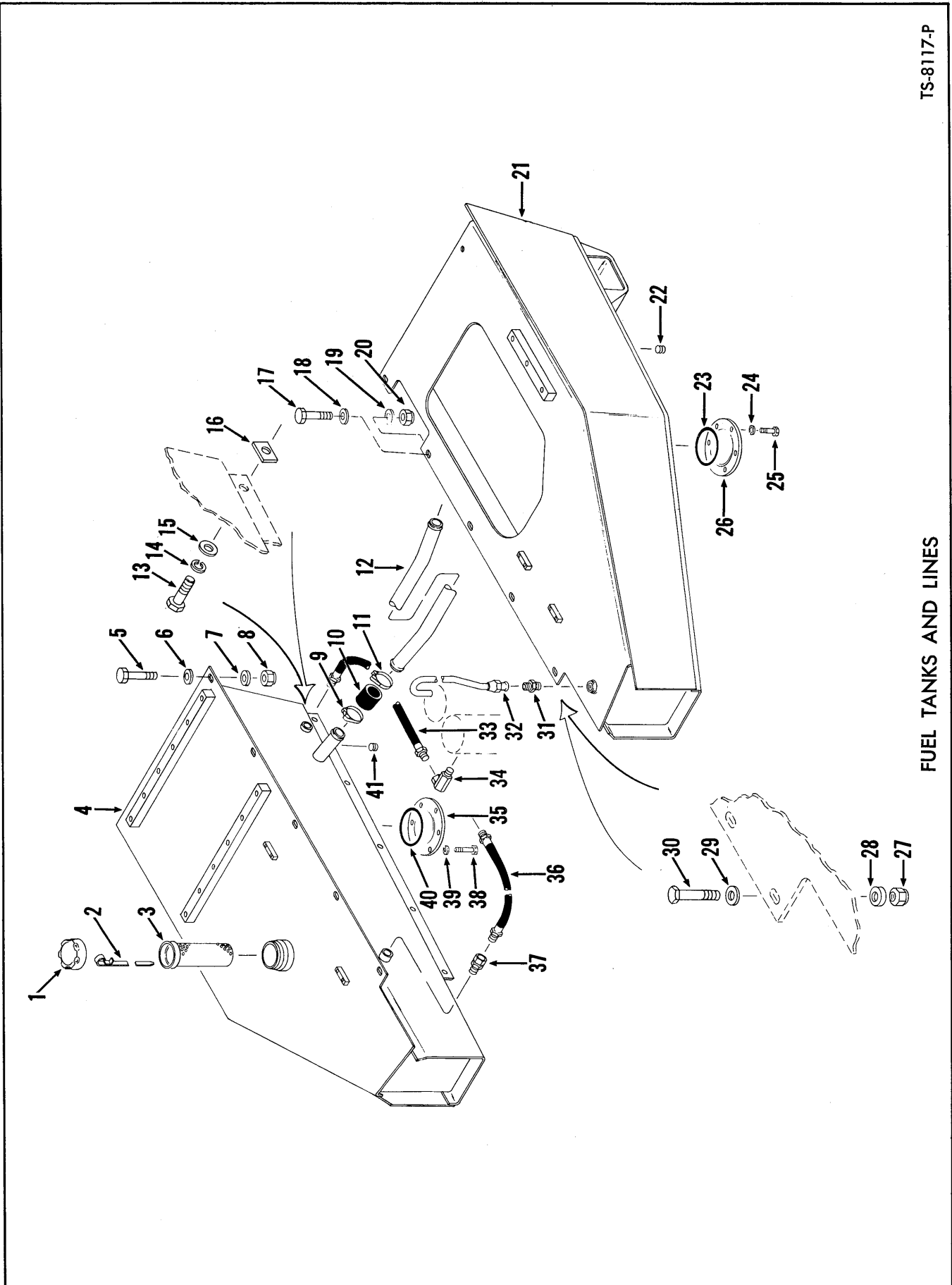
**COCKPIT, FENDERS, GRILLE, HOOD, FIREWALL AND SIDE PANELS**

Item No.	Part No.	Description	No. Req'd.	Item No.	Part No.	Description	No. Req'd.
1	18C-618	BOLT, Hood Attaching .....	11	37	571049	WASHER, Cockpit to Fuel Tank .....	1
2	571003	WASHER, Hood Attaching .....	11	38	18D-08	NUT, Cockpit to Fuel Tank .....	1
3	571003	WASHER, Hood Attaching .....	11	39	18D-06	NUT, Ventilator to Cockpit .....	4
4	18D-06	NUT, Hood Attaching .....	11	40	18C-614	BOLT, Ventilator to Cockpit .....	4
5	18C-616	BOLT, Grille Attaching .....	10	41	18C-820	BOLT, Cockpit to Fuel Tank .....	3
6	559243	GRILLE ASSY (Inc. 5, 66, 67, 68) .....	1	42	4E-08	LKWSHR, Cockpit to Fuel Tank .....	3
7	591561	PANEL, Hood Side — R.H. ....	1	43	570988	WASHER, Cockpit to Fuel Tank .....	3
8	1526701	HOOD .....	1	44	594418	BUSHING, Steering Column .....	1
9	18D-06	NUT, Tie Plate Attaching .....	14	45	18C-410	BOLT, Cover to Cockpit .....	7
10	571003	WASHER, Tie Plate Attaching .....	14	46	4E-04	LKWSHR, Cover to Cockpit .....	7
11	18C-616	BOLT, Tie Plate Attaching .....	14	47	619018	WASHER, Cover to Cockpit .....	7
12	570072	PLATE, Tie .....	1	48	1526934	COVER, Cockpit .....	1
13	18D-06	NUT, Fender Attaching .....	1	49	18C-620	BOLT, Firewall Attaching .....	11
14	571003	WASHER, Fender Attaching .....	1	50	571003	WASHER, Firewall Attaching .....	11
15	571003	WASHER, Fender Attaching .....	1	51	571003	WASHER, Firewall Attaching .....	11
16	18C-618	BOLT, Fender Attaching .....	1	52	18D-06	NUT, Firewall Attaching .....	11
17	18C-618	BOLT, Fender Attaching .....	3	53	591560	PANEL, Hood Side — L.H. ....	1
18	4E-06	LKWSHR, Fender Attaching .....	3	54	2G-1005	SCREW, Latch Attaching .....	8
19	571003	WASHER, Fender Attaching .....	3	55	12E-10	LKWSHR, Latch Attaching .....	8
20	1528481	FIREWALL .....	1	56	18C-820	BOLT, Cockpit to Frame .....	3
21	570336	FENDER — R.H. ....	1	57	4E-08	LKWSHR, Cockpit to Frame .....	3
22	18C-824	BOLT, Fender to Frame .....	6	58	571049	WASHER, Cockpit to Frame .....	3
23	583886	SHUTTER, Ventilator .....	1	59	614644	LATCH, Hood Side Panel .....	4
24	503146	HANDLE, Assist .....	1	60	3G-814	SCREW, Bumper to Side Panel .....	4
25	1526987	COCKPIT .....	1	61	551434	BUMPER, Hood Side Panel .....	4
26	570988	WASHER, Fender to Frame .....	6	62	50D-08	NUT, Bumper to Side Panel .....	4
27	18D-08	NUT, Fender to Frame .....	6	63	70D-08	NUT, Grille Assy to Frame .....	4
28	18D-06	NUT, Fender to Cockpit .....	4	64	71D-08	BASE, Grille Assy to Frame .....	4
29	571003	WASHER, Fender to Cockpit .....	4	65	18C-828	BOLT, Grille Assy to Frame .....	4
30	571003	WASHER, Fender to Cockpit .....	4	66	580967	GRILLE .....	1
31	18C-618	BOLT, Fender to Cockpit .....	4	67	980055	WASHER, Grille Attaching .....	10
32	570340	FENDER — L.H. ....	1	68	18D-06	NUT, Grille Attaching .....	10
33	18D-05	NUT, Handle to Cockpit .....	2	69	582057	LAMP ASSY, Head (Inc. 69A) .....	2
34	18C-516	BOLT, Handle to Cockpit .....	2	69A	551244	†SEALED UNIT .....	2
35	18C-824	BOLT, Cockpit to Fuel Tank .....	1	70	50D-10	NUT, Head Lamp Attaching .....	6
36	571049	WASHER, Cockpit to Fuel Tank .....	1				

†Not Illustrated

**WHEN ORDERING PARTS, ALWAYS STATE MODEL AND SERIAL NO. OF MACHINE**

TS-8117-P



FUEL TANKS AND LINES

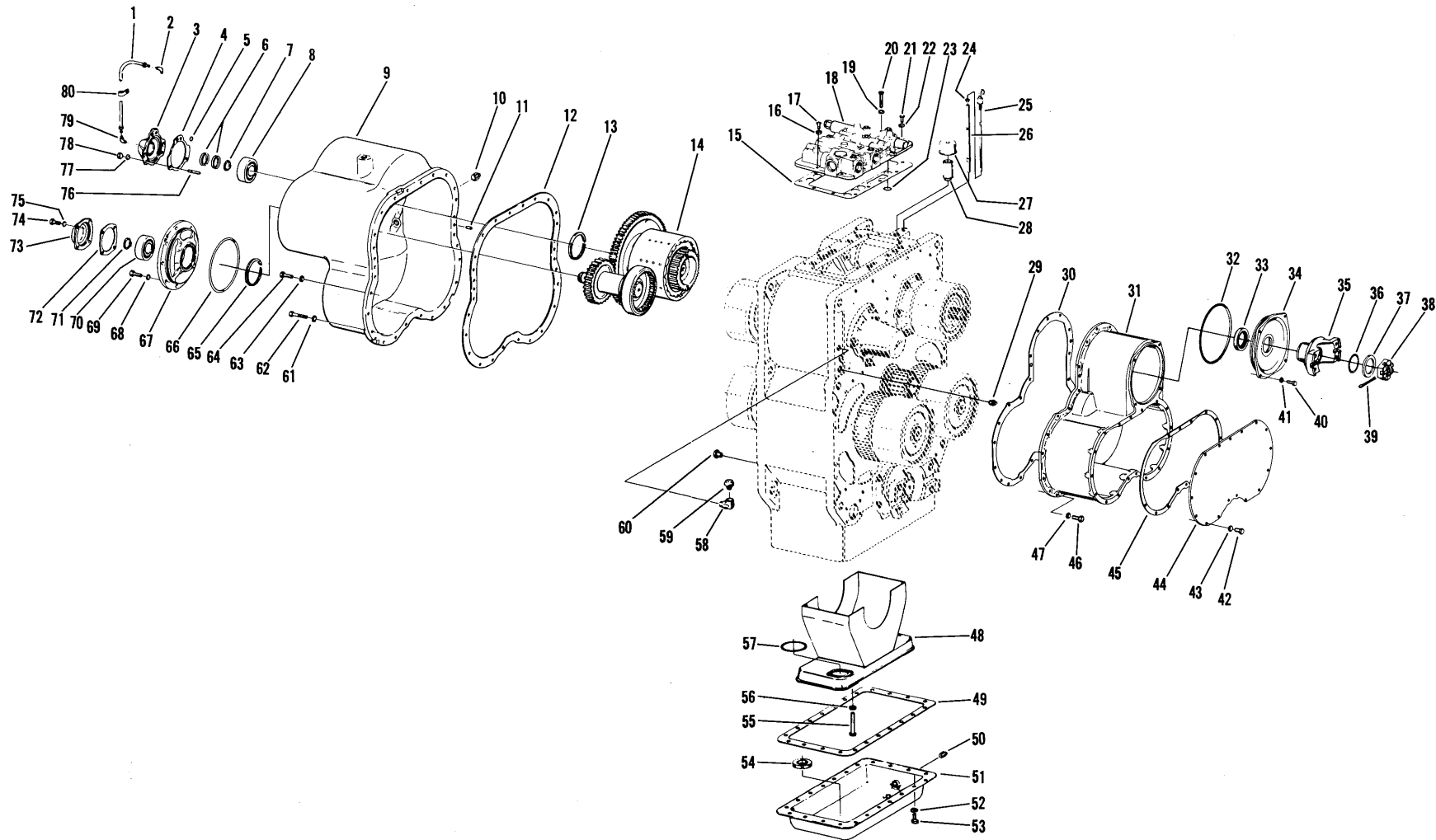


**FUEL TANKS AND LINES**

Item No.	Part No.	Description	No. Req'd.
1	556655	CAP, Fuel Tank Filler .....	1
2	574077	DIPSTICK .....	1
3	943957	STRAINER, Fuel Tank .....	1
4	1526957	FUEL TANK — R.H. ....	1
5	18C-828	BOLT, Tank to Frame .....	5
6	571049	WASHER, Tank to Frame .....	5
7	71D-08	BASE, Tank to Frame .....	5
8	70D-08	NUT, Tank to Frame .....	5
9	540130	CLAMP, Hose to Tank .....	2
10	569441	HOSE, Crossover Tube to Tank .....	2
11	540130	CLAMP, Hose to Crossover Tube .....	2
12	573992	TUBE, Tank Crossover .....	1
13	18C-820	BOLT, Tank to Belly Pan .....	5
14	4E-08	LKWSHR, Tank to Belly Pan .....	5
15	571049	WASHER, Tank to Belly Pan .....	5
16	591187	SPACER, Tank to Belly Pan .....	—
17	18C-832	BOLT, Fuel Tank to Frame .....	1
18	571049	WASHER, Fuel Tank to Frame .....	1
19	71D-08	BASE, Fuel Tank to Frame .....	1
20	70D-08	NUT, Fuel Tank to Frame .....	1
21	1526956	FUEL TANK — L.H. ....	1
22	16F-16	PLUG, Fuel Tank .....	1
23	25K-40428	"O" RING, Sump Plate .....	1
24	4E-06	LKWSHR, Sump Plate to Tank .....	6
25	18C-616	BOLT, Sump Plate to Tank .....	6
26	591381	PLATE, Sump .....	1
27	70D-08	NUT, Fuel Tank to Frame .....	2
28	71D-08	BASE, Fuel Tank to Frame .....	2
29	571049	WASHER, Fuel Tank to Frame .....	2
30	18C-832	BOLT, Fuel Tank to Frame .....	2
31	38F-9	CONNECTOR, Tube to Tank .....	1
32	573989	TUBE, Fuel Tank Vent .....	1
33	584018	HOSE, Fuel Tank to Filter .....	1
34	31F-3	ADAPTER UNION, Hose to Filter .....	1
35	591381	PLATE, Sump .....	1
36	581643	HOSE, Fuel Return .....	1
37	36F-3	ADAPTER UNION, Hose to Tank .....	1
38	18C-616	BOLT, Sump Plate to Tank .....	6
39	4E-06	LKWSHR, Sump Plate to Tank .....	6
40	25K-40428	"O" RING, Sump Plate .....	1
41	16F-16	PLUG, Fuel Tank .....	1

‡As Required

**WHEN ORDERING PARTS, ALWAYS STATE MODEL AND SERIAL NO. OF MACHINE**



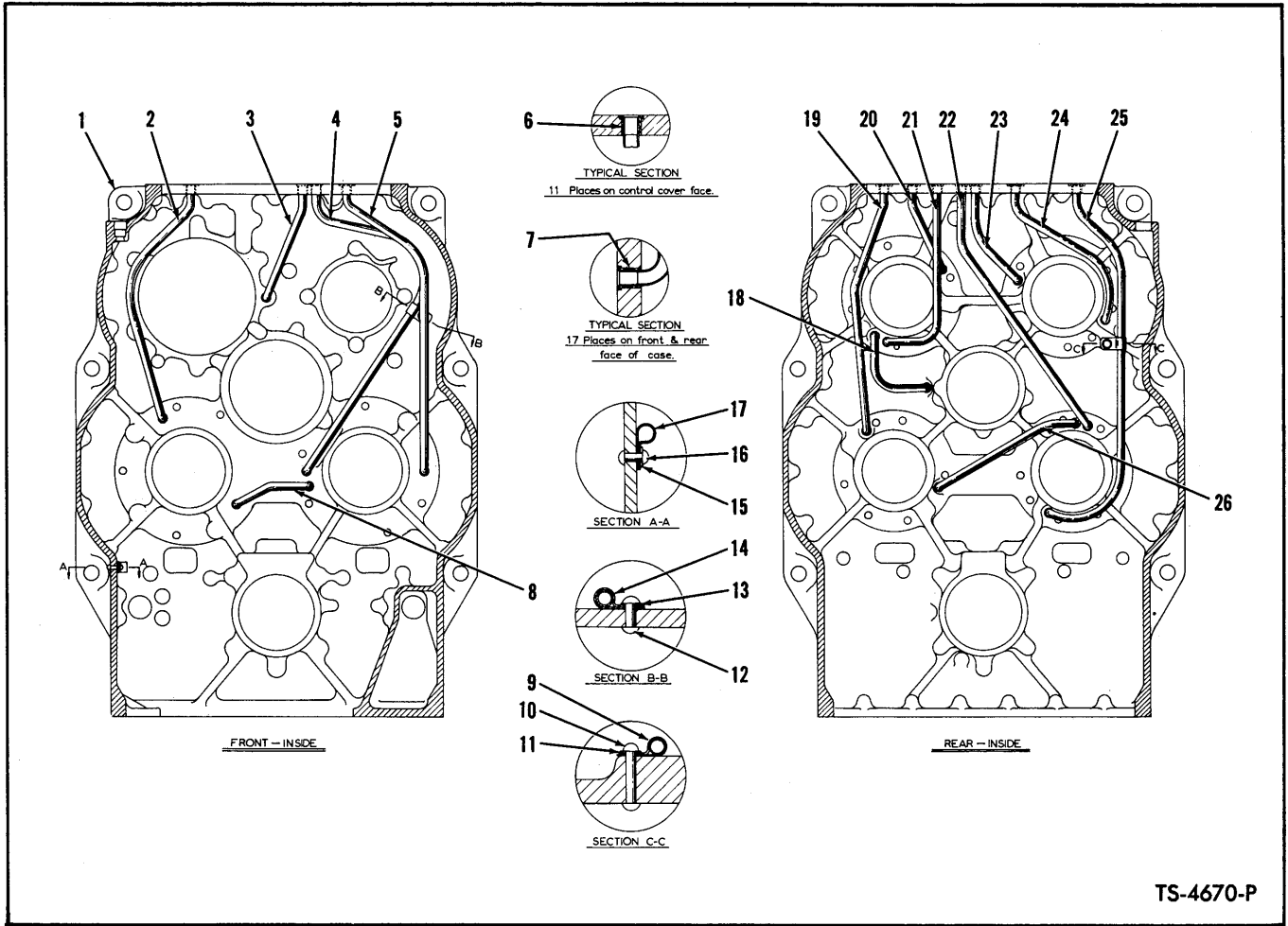
TRANSMISSION ASSEMBLY AND CLUTCH COVER GROUP

TS-8094-P

**TRANSMISSION ASSEMBLY AND CLUTCH COVER GROUP**

Item No.	Part No.	Description	No. Req'd.	Item No.	Part No.	Description	No. Req'd.
A	282823	* TRANSMISSION ASSY (5928-1) .....	1	41	4E-06	LKWSHR, Clutch Cover Plate .....	4
		*Transmission Assembly includes items 1 thru 80 and all items listed on pages 14 thru 29.		42	5C-616	BOLT & LKWSHR, Cover Plate (Inc. 43) .....	17
1	230338	HOSE, Bearing Cap to Control Cover Assy .....	1	43	4E-06	LKWSHR, Cover Plate .....	17
2	26F-2	ELBOW, Hose to Control Cover .....	1	44	217536	PLATE, 1st & 2nd Clutch Cover .....	1
3	230010	CAP, Bearing .....	1	45	217537	GASKET, Clutch Cover Plate .....	1
4	215164	GASKET, Bearing Cap .....	1	46	5C-616	BOLT & LKWSHR, Clutch Cover to Case (Inc. 47) .....	23
5	25K-30016	"O" RING, Bearing Cap .....	1	47	4E-06	LKWSHR, Clutch Cover to Case .....	23
6	215183	RING, Piston .....	2	48	218358	FRAME & SCREEN ASSY, Oil Sump ..	1
7	659065	RING, Bearing Retainer .....	1	49	217563	GASKET, Oil Sump .....	1
8	1304391	BEARING .....	1	50	13F-12	PLUG, Oil Sump Drain .....	1
9	229997	COVER, Fwd., Rev., 3rd, 4th & Underdrive Clutch .....	1	51	217562	SUMP ASSY, Oil .....	1
10	13F-16	PLUG, Clutch Cover .....	1	52	4E-06	LKWSHR, Oil Sump .....	18
11	214295	PIN, Dowel .....	2	53	5C-612	BOLT & LKWSHR, Oil Sump (Inc. 52)	18
12	217620	GASKET, Clutch Cover .....	1	54	525293	MAGNET, Sump .....	2
13	223901	RING, Bearing Retainer .....	1	55	1C-636	BOLT, Frame & Screen Assy to Case ..	3
14	-----	UNDERDRIVE SHAFT GROUP (See Index) .....	—	56	4E-06	LKWSHR, Frame & Screen Assy to Case .....	3
15	217653	GASKET, Control Cover to Case .....	1	57	218376	GASKET, Oil Sump Frame .....	1
16	4E-06	LKWSHR, Control Cover to Case .....	4	58	26F-3	ELBOW, Air Breather .....	1
17	5C-616	BOLT & LKWSHR, Control Cover to Case (Inc. 16) .....	4	59	211433	AIR BREATHER .....	1
18	-----	CONTROL VALVE & COVER ASSY (See Index) .....	—	60	40K-04	PLUG, Oil Lever .....	2
19	4E-06	LKWSHR, Control Valve to Case .....	6	61	4E-06	LKWSHR, Clutch Cover .....	6
20	1C-640	BOLT, Control Valve to Case .....	6	62	1C-628	BOLT, Clutch Cover .....	6
21	1C-624	BOLT, Control Valve to Case .....	2	63	4E-06	LKWSHR, Clutch Cover .....	20
22	4E-06	LKWSHR, Control Valve to Case .....	2	64	5C-618	BOLT & LKWSHR, Clutch Cover (Inc. 63) .....	20
23	25K-40026	"O" RING, Control Valve to Case ....	8	65	223901	RING, Bearing Retainer .....	1
24	92F-7	FITTING, Dipstick Tube .....	1	66	25K-40708	"O" RING, Bearing Housing .....	1
25	217590	DIPSTICK .....	1	67	229998	HOUSING, Bearing .....	1
26	217595	TUBE, Dipstick .....	1	68	4E-06	LKWSHR, Bearing Housing .....	8
27	22F-6	CAP, Oil Filler Pipe .....	1	69	5C-618	BOLT & LKWSHR, Bearing Housing (Inc. 68) .....	8
28	5K-824	NIPPLE, Oil Filler Pipe .....	1	70	1304391	BEARING, Underdrive Shaft .....	1
29	13F-12	PLUG, Drain .....	1	71	659065	RING, Bearing Retainer .....	1
30	217519	GASKET, Clutch Cover .....	1	72	230076	GASKET, Bearing Cap .....	1
31	217518	COVER, 1st, 2nd & Splitter Clutch ....	1	73	221408	CAP, Underdrive Shaft Bearing .....	1
32	25K-40816	"O" RING, Clutch Cover .....	1	74	5C-618	BOLT & LKWSHR, Bearing Cap (Inc. 75) .....	4
33	225851	SEAL, Clutch Cover Oil .....	1	75	4E-06	LKWSHR, Bearing Cap .....	4
34	217499	PLATE, Clutch Cover .....	1	76	202882	STUD, Bearing Cap .....	3
35	222233	FLANGE, Input .....	1	77	4E-07	LKWSHR, Bearing Cap Stud .....	3
36	25K-60116	"O" RING, Input Flange .....	1	78	62D-07	NUT, Bearing Cap Stud .....	3
37	222179	WASHER, Input Flange .....	1	79	83F-3	ELBOW, Bearing Cap .....	1
38	205928	NUT, Input Flange .....	1	80	6H-11	CLIP, Hose .....	2
39	1F-636	COTTER, Input Flange .....	1				
40	5C-616	BOLT & LKWSHR, Clutch Cover Plate (Inc. 41) .....	4				

**WHEN ORDERING PARTS, ALWAYS STATE MODEL AND SERIAL NO. OF MACHINE**



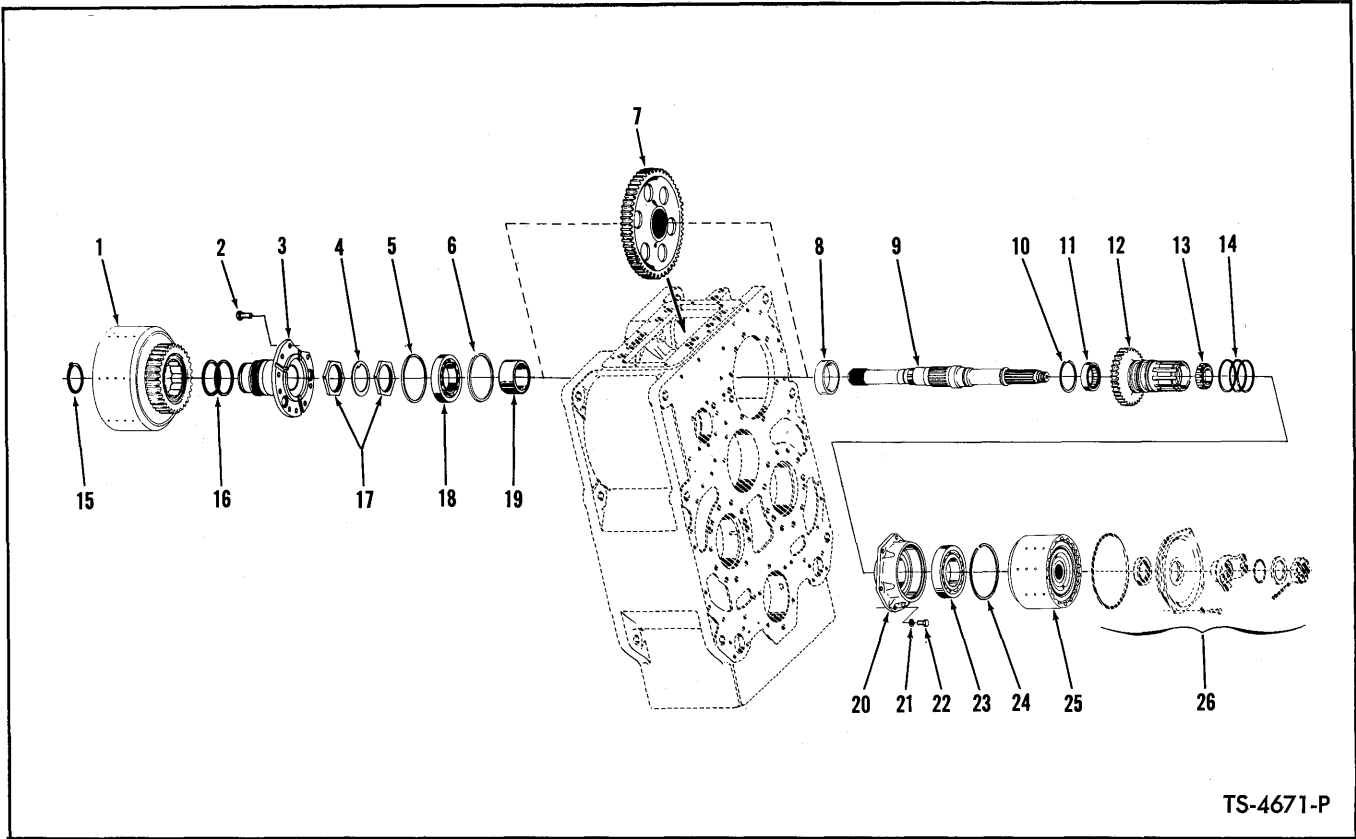
TS-4670-P

**TRANSMISSION CASE AND INTERNAL TUBING**

Item No.	Part No.	Description	No. Req'd.	Item No.	Part No.	Description	No. Req'd.
1	217574	CASE ASSY, Trans. (Inc. 1 thru 26) ..	1	14	6H-29	CLIP, Tube .....	1
2	217708	*TUBE, 1st Clutch Pressure .....	1	15	619018	WASHER, Clip to Case .....	1
3	217711	*TUBE, Splitter Clutch Lube .....	1	16	1H-414	RIVET, Clip to Case .....	1
4	217710	*TUBE, 2nd Clutch Lube .....	1	17	6H-32	CLIP, Dipstick Tube .....	1
5	217709	*TUBE, 2nd Clutch Pressure .....	1	18	217704	*TUBE, Reverse to Idler X-Over Lube	1
6	222067	SLEEVE, Tube .....	10	19	217706	*TUBE, 4th Clutch Pressure .....	1
7	222067	SLEEVE, Tube .....	18	20	217699	*TUBE, Reverse Clutch Pressure .....	1
8	217698	*TUBE, 2nd to 1st X-Over Lube .....	1	21	217703	*TUBE, Reverse Clutch Lube .....	1
9	6H-29	CLIP, Tube .....	1	22	217707	*TUBE, 3rd Clutch Lube .....	1
10	1H-534	RIVET, Clip to Case .....	1	23	217701	*TUBE, Input Lube .....	1
11	619019	WASHER, Clip to Case .....	1	24	217700	*TUBE, Input Clutch Pressure .....	1
12	1H-518	RIVET, Clip to Case .....	1	25	217705	*TUBE, 3rd Clutch Pressure .....	1
13	619019	WASHER, Clip to Case .....	1	26	217702	*TUBE, 3rd to 4th X-Over Lube .....	1

\*NOTE: Use two 222067 sleeve (Item 6 or 7) when replacing any of the above tubes, one at each end of tube. Use 943374 Tube Expander to expand tube into sleeve.

**WHEN ORDERING PARTS, ALWAYS STATE MODEL AND SERIAL NO. OF MACHINE**

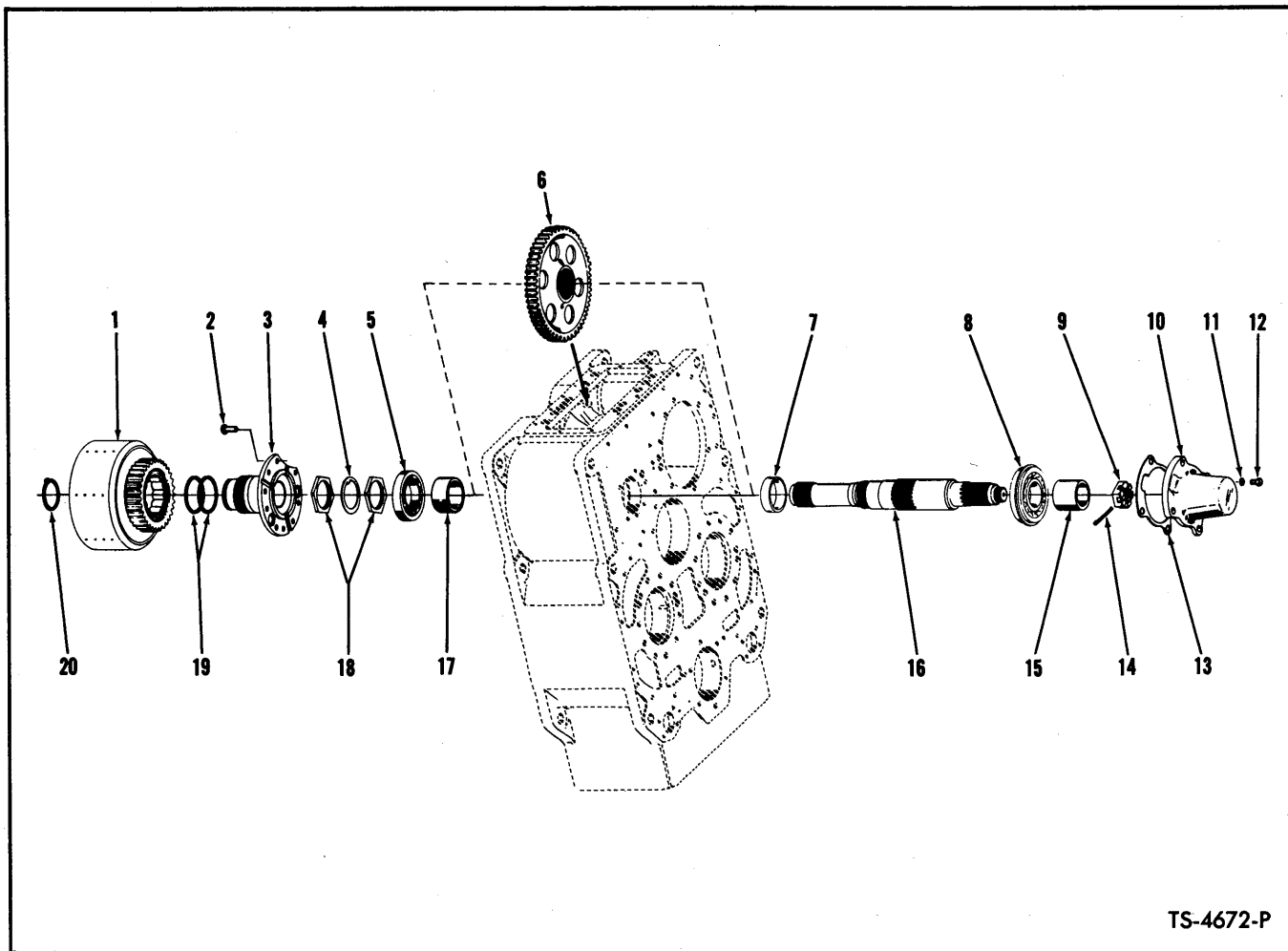


TS-4671-P

**INPUT SHAFT GROUP**

Item No.	Part No.	Description	No. Req'd.	Item No.	Part No.	Description	No. Req'd.
1	-----	CLUTCH ASSY, Input — See Index	1	14	217468	RING, Piston	3
2	8C-820	BOLT, Clutch Support to Case	8	15	659764	RING, Disc Hub Snap	1
3	217156	SUPPORT, Input Clutch	1	16	223740	RING, Clutch Support Piston	2
4	217507	LOCK, Bearing Nut	1	17	217506	NUT, Bearing Lock	2
5	223856	RING, Rear Bearing Snap	1	18	225840	BEARING, Rear Drive Shaft	1
6	223856	RING, Rear Bearing Snap	1	19	217508	SPACER, Input Shaft Gear	1
7	229063	GEAR, Input Shaft (57T)	1	20	217386	CARRIER, Bearing	1
8	217500	SPACER, Input Shaft Gear	1	21	4E-08	LKWSHR, Bearing Carrier to Case	6
9	217544	SHAFT, Input	1	22	1C-820	BOLT, Bearing Carrier to Case	6
10	223901	RING, Rear Bearing Snap	1	23	225841	BEARING, Splitter Clutch	1
11	223387	BEARING, Rear Clutch Support	1	24	217693	RING, Bearing Snap	1
12	217385	SLEEVE ASSY, Splitter Clutch Support	1	25	-----	CLUTCH ASSY, Splitter — See Index	—
13	225846	BEARING, Front Clutch Support	1	26	-----	SEE PAGE 13 (Items 32 thru 41)	—

**WHEN ORDERING PARTS, ALWAYS STATE MODEL AND SERIAL NO. OF MACHINE**

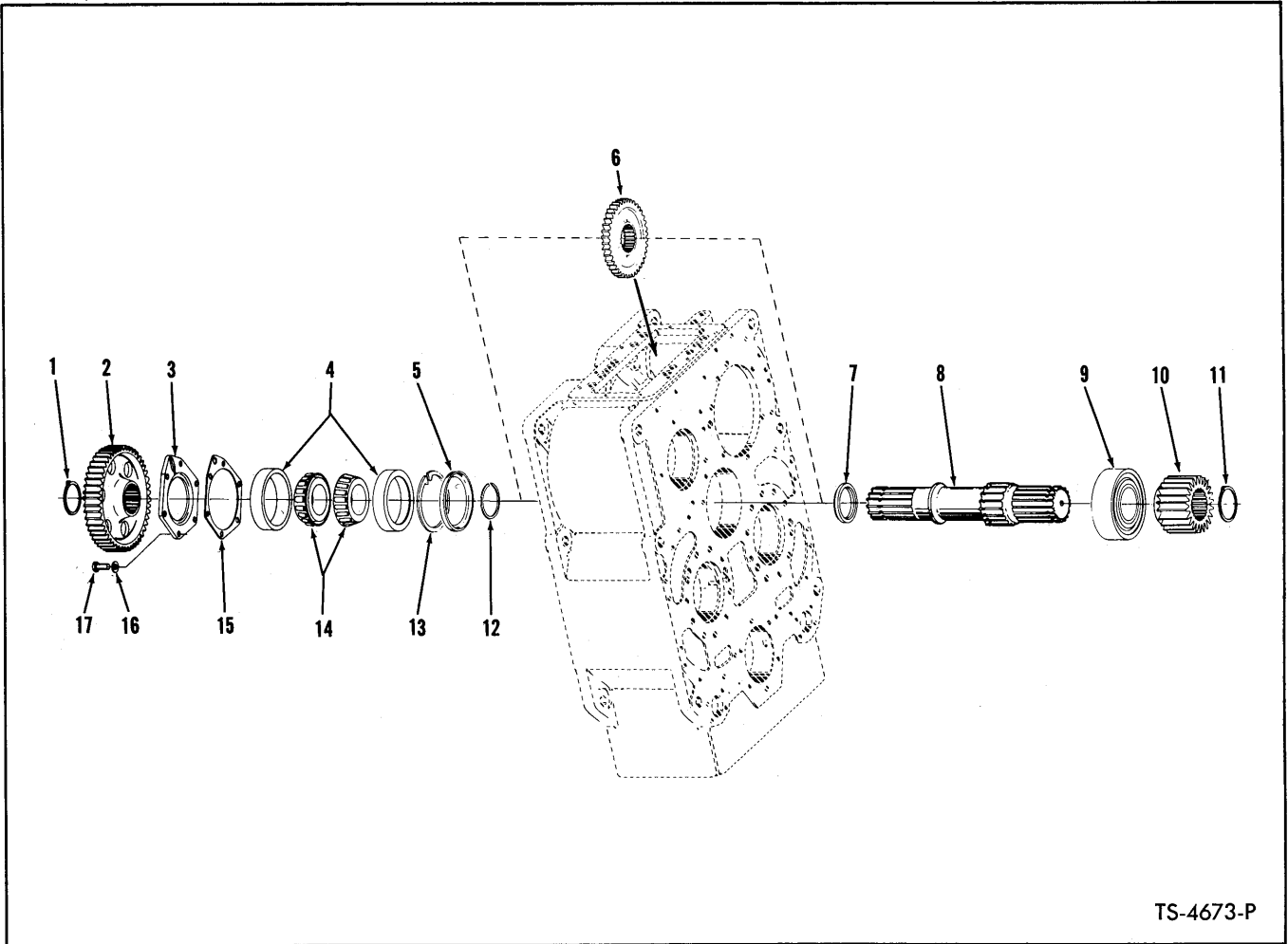


TS-4672-P

**REVERSE SHAFT GROUP**

Item No.	Part No.	Description	No. Req'd.	Item No.	Part No.	Description	No. Req'd.
1	—	CLUTCH ASSY, Reverse — See Index..	1	11	4E-08	LKWSHR, Bearing Cap .....	4
2	8C-820	BOLT, Clutch Support to Case .....	8	12	1C-820	BOLT, Bearing Cap .....	4
3	217156	SUPPORT, Reverse .....	1	13	217490	GASKET, Bearing Cap .....	1
4	217507	LOCK, Bearing Nut .....	1	14	1F-636	COTTER, Reverse Drive Shaft .....	1
5	225840	BEARING, Rear Drive Shaft .....	1	15	217504	SPACER, Bearing .....	1
6	229065	GEAR, Reverse Shaft (43T) .....	1	16	217545	SHAFT, Reverse .....	1
7	217500	SPACER, Reverse Shaft Gear .....	1	17	217508	SPACER, Reverse Shaft Gear .....	1
8	225842	BEARING, Front Drive Shaft .....	1	18	217506	NUT, Bearing Lock .....	2
9	205928	NUT, Reverse Drive Shaft .....	1	19	223740	RING, Clutch Support Piston .....	2
10	217488	CAP, Bearing .....	1	20	659764	RING, Disc Hub Snap .....	1

**WHEN ORDERING PARTS, ALWAYS STATE MODEL AND SERIAL NO. OF MACHINE**



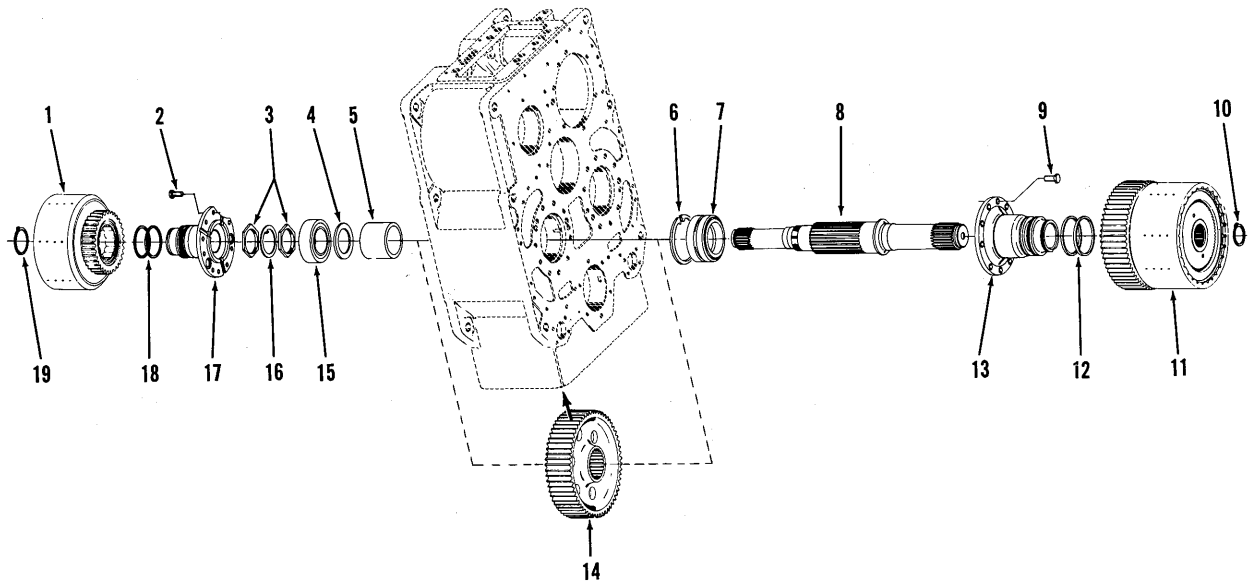
TS-4673-P

**IDLER SHAFT GROUP**

Item No.	Part No.	Description	No. Req'd.
1	711161	RING, Gear Retaining Snap .....	1
2	217398	GEAR, Idler to Low Forward (46T) .....	1
3	217629	CAP, Bearing .....	1
4	730503	CUP, Idler Shaft Tapered Bearing .....	2
5	217598	BAFFLE, Bearing Oil .....	1
6	217251	GEAR, Idler to High Forward (41T) .....	1
7	217628	SPACER, Taper Bearing .....	1
8	217352	SHAFT, Idler .....	1
9	225845	BEARING, Idler Shaft .....	1
10	217253	GEAR, Idler to 1st (22T) .....	1
11	507688	RING, Gear Retaining Snap .....	1
12	214337	RING, Gear Retaining Snap .....	1
13	223879	RING, Bearing Retaining Snap .....	1
14	710791	CONE, Idler Shaft .....	2
15	217689	‡SHIM, Bearing Cap — .004" .....	—
15A	217690	‡SHIM, Bearing Cap — .007" .....	—
15B	217691	‡SHIM, Bearing Cap — .010" .....	—
16	4E-08	LKWSHR, Bearing Cap .....	5
17	1C-820	BOLT, Bearing Cap .....	5

‡As Required

**WHEN ORDERING PARTS, ALWAYS STATE MODEL AND SERIAL NO. OF MACHINE**



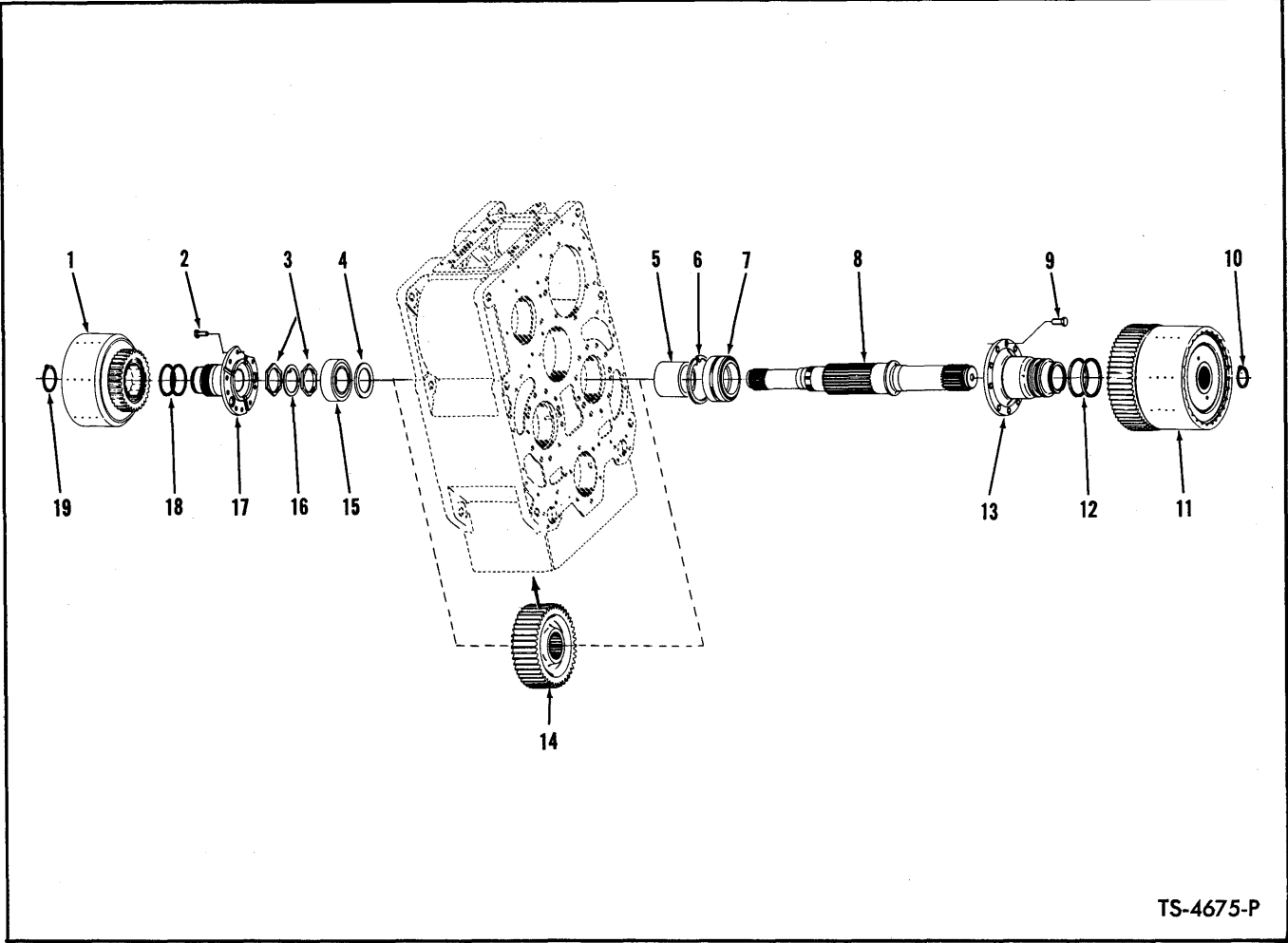
TS-4674-P

**SECOND AND FOURTH SHAFT GROUP**

Item No.	Part No.	Description	No. Req'd.	Item No.	Part No.	Description	No. Req'd.
1	-----	CLUTCH ASSY, 4th Clutch—See Index	1	11	-----	CLUTCH, 2nd Clutch — See Index	1
2	8C-820	BOLT, Clutch Support to Case	8	12	217418	RING, Clutch Support Piston	2
3	217506	NUT, Bearing Lock	2	13	217128	SUPPORT, 2nd Clutch	1
4	222181	SPACER, Bearing	1	14	217342	GEAR, 2nd & 4th Shaft (60T)	1
5	217502	SPACER, 2nd & 4th Shaft Gear	1	15	225844	BEARING, 2nd & 4th Shaft	1
6	223982	RING, Bearing Retaining Snap	1	16	217507	LOCK, Bearing Nut	1
7	225400	BEARING, 2nd & 4th Shaft	1	17	217156	SUPPORT, 4th Clutch	1
8	217341	SHAFT, 2nd & 4th	1	18	223740	RING, Clutch Support Piston	2
9	8C-820	BOLT, Clutch Support to Case	8	19	659764	RING, Disc Hub Snap	1
10	660516	RING, Disc Hub Snap	1				

**WHEN ORDERING PARTS, ALWAYS STATE MODEL AND SERIAL NO. OF MACHINE**



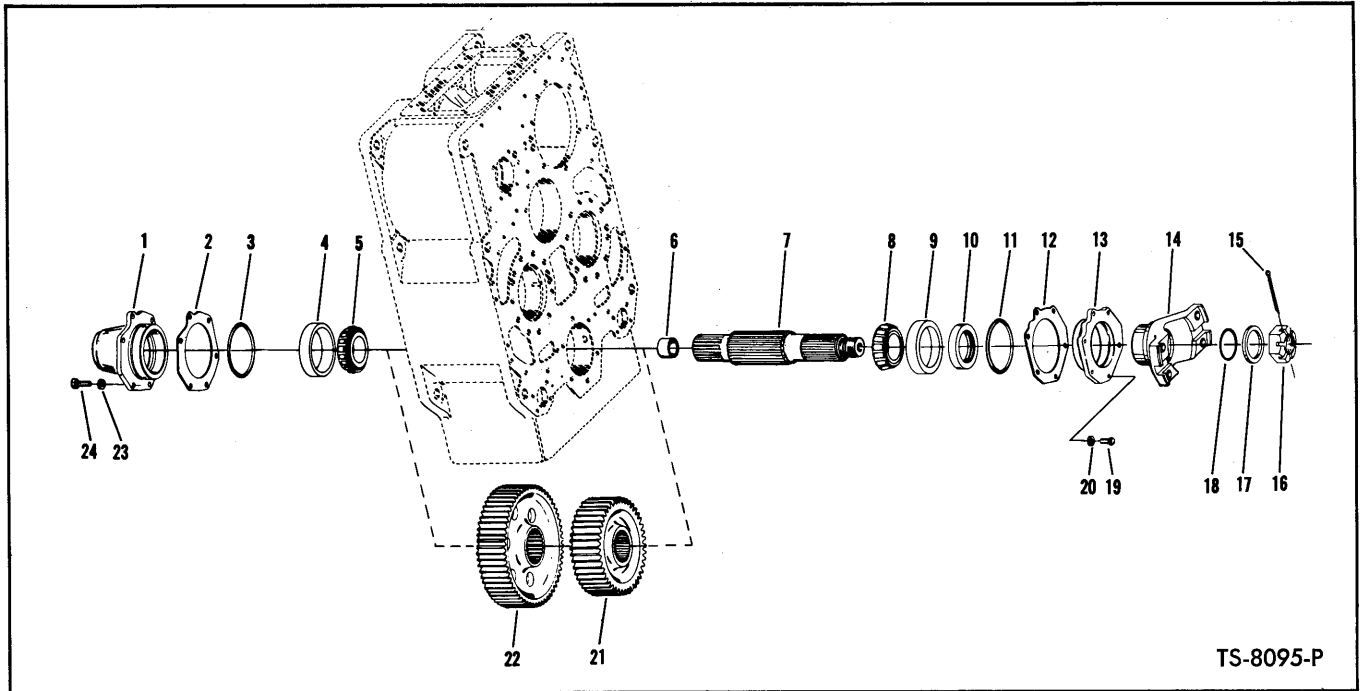


TS-4675-P

**FIRST AND THIRD SHAFT GROUP**

Item No.	Part No.	Description	No. Req'd.	Item No.	Part No.	Description	No. Req'd.
1	-----	CLUTCH ASSY, 3rd Clutch—See Index	1	11	-----	CLUTCH ASSY, 1st Clutch—See Index	1
2	8C-820	BOLT, Clutch Support to Case .....	8	12	217418	RING, Clutch Support Piston .....	2
3	217506	NUT, Bearing Lock .....	2	13	217128	SUPPORT, 1st Clutch .....	1
4	222181	SPACER, Bearing .....	1	14	217343	GEAR, 1st & 3rd Shaft (43T) .....	1
5	217502	SPACER, 1st & 3rd Shaft Gear .....	1	15	225844	BEARING, 1st & 3rd Shaft .....	1
6	223982	RING, Bearing Retaining Snap .....	1	16	217507	LOCK, Bearing Nut .....	1
7	225400	BEARING, 1st & 3rd Shaft .....	1	17	217156	SUPPORT, 3rd Clutch .....	1
8	217341	SHAFT, 1st & 3rd .....	1	18	223740	RING, Clutch Support Piston .....	2
9	8C-820	BOLT, Clutch Support to Case .....	8	19	659764	RING, Disc Hub Snap .....	1
10	660516	RING, Disc Hub Snap .....	1				

**WHEN ORDERING PARTS, ALWAYS STATE MODEL AND SERIAL NO. OF MACHINE**



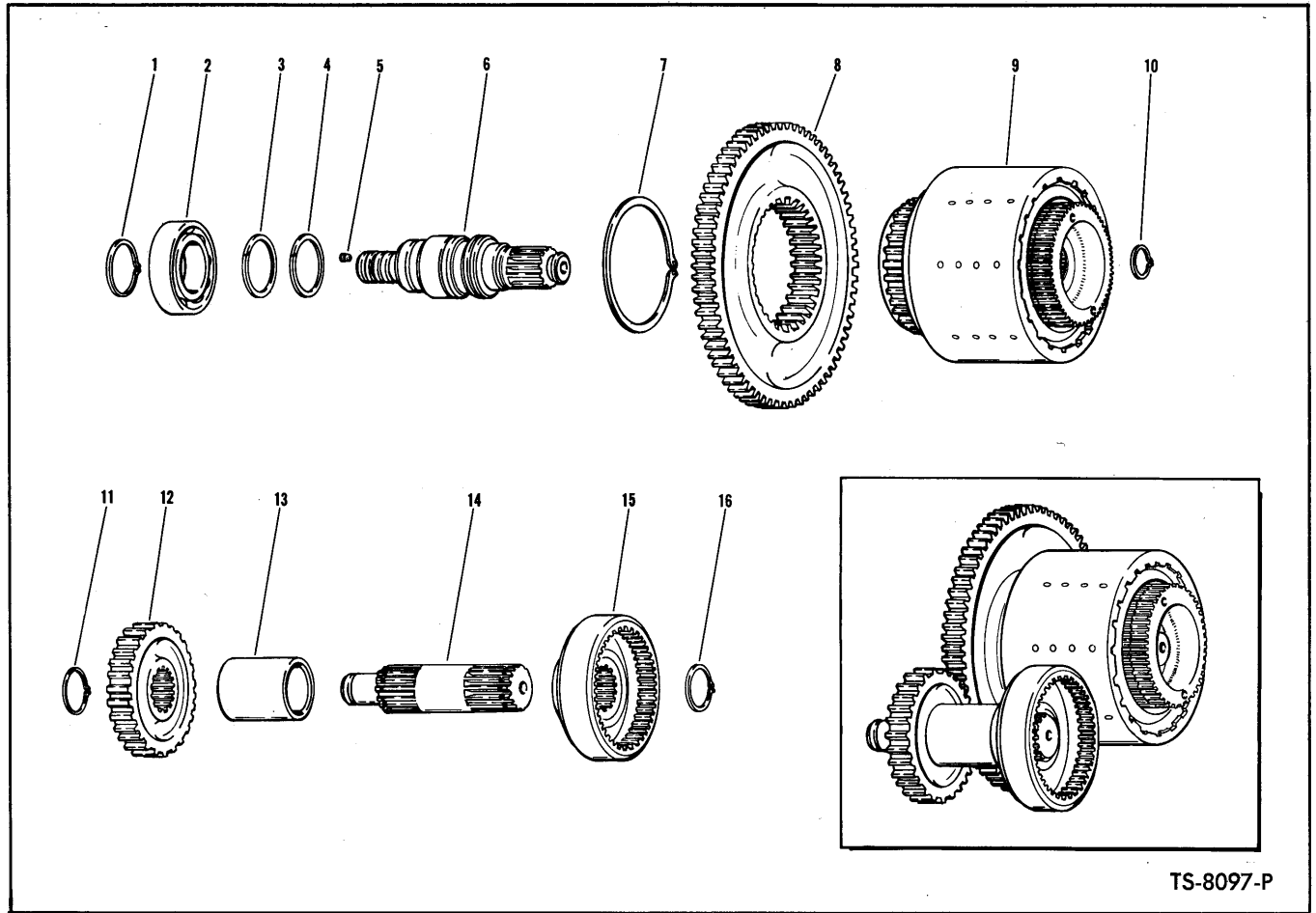
TS-8095-P

**OUTPUT SHAFT GROUP**

Item No.	Part No.	Description	No. Req'd.
1	217715	CAP, Output Shaft Bearing .....	1
2	217686	‡SHIM, Bearing Cap — .004 .....	—
2A	217687	‡SHIM, Bearing Cap — .007 .....	—
2B	217688	‡SHIM, Bearing Cap — .010 .....	—
3	25K-40408	"O" RING, Bearing Cap .....	1
4	742243	CUP, Output Shaft Bearing .....	1
5	225850	CONE, Output Shaft Bearing .....	1
6	—	OMIT .....	—
7	218703	OUTPUT SHAFT .....	1
8	225850	CONE, Output Shaft Bearing .....	1
9	742243	CUP, Output Shaft Bearing .....	1
10	225763	SEAL, Output Shaft Oil .....	1
11	25K-40408	"O" RING, Bearing Cap .....	1
12	217686	‡SHIM, Bearing Cap — .004 .....	—
12A	217687	‡SHIM, Bearing Cap — .007 .....	—
12B	217688	‡SHIM, Bearing Cap — .010 .....	1
13	217626	CAP ASSY, Output Shaft Bearing (Inc. 10) .....	1
14	218745	FLANGE, Output .....	1
15	1F-632	COTTER, Output Shaft Flange Nut .....	1
16	201262	NUT, Output Shaft Flange .....	1
17	222181	WASHER, Output Shaft Flange .....	1
18	25K-60204	"O" RING, Output Shaft Flange .....	1
19	1C-820	BOLT, Output Shaft Cap Assy .....	6
20	4E-08	LKWSHR, Output Shaft Cap Assy .....	6
21	217343	GEAR, Output Shaft (43T) .....	1
22	217342	GEAR, Output Shaft (60T) .....	1
23	4E-08	LKWSHR, Output Shaft Cap .....	6
24	1C-820	BOLT, Output Shaft Cap .....	6

‡As Required

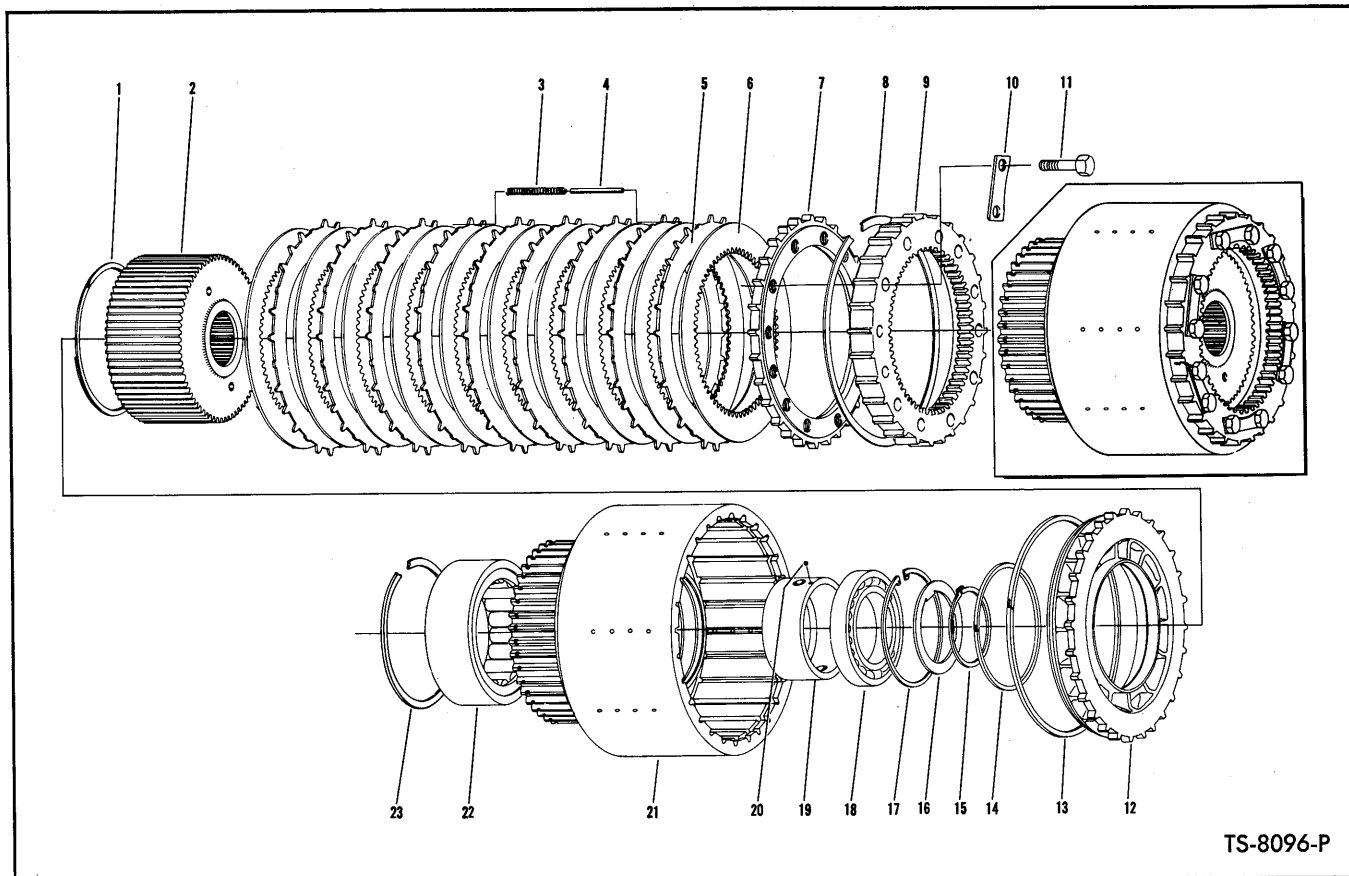
**WHEN ORDERING PARTS, ALWAYS STATE MODEL AND SERIAL NO. OF MACHINE**



**UNDERDRIVE SHAFT GROUP**

Item No.	Part No.	Description	No. Req'd.
1	230067	RING, Bearing Retainer .....	1
2	230056	BEARING, Underdrive Shaft .....	1
3	223740	RING, Piston .....	1
4	223740	RING, Piston .....	1
5	16F-01	PLUG, Underdrive Shaft .....	1
6	230236	SHAFT ASSY, Underdrive (Inc. 5) .....	1
7	217605	RING, Underdrive Driven Gear Snap .....	1
8	230005	GEAR, Underdrive Driven (71T) .....	1
9	—	UNDERDRIVE CLUTCH GROUP — See Index .....	—
10	659764	RING, Disc Hub Snap .....	1
11	743035	RING, Underdrive Input Shaft Snap .....	1
12	229999	GEAR, Underdrive Drive (29T) .....	1
13	230130	SPACER, Gear .....	1
14	230000	SHAFT, Underdrive Input .....	1
15	230001	COUPLING, Underdrive Input Shaft .....	1
16	743035	RING, Underdrive Input Shaft Snap .....	1

**WHEN ORDERING PARTS, ALWAYS STATE MODEL AND SERIAL NO. OF MACHINE**

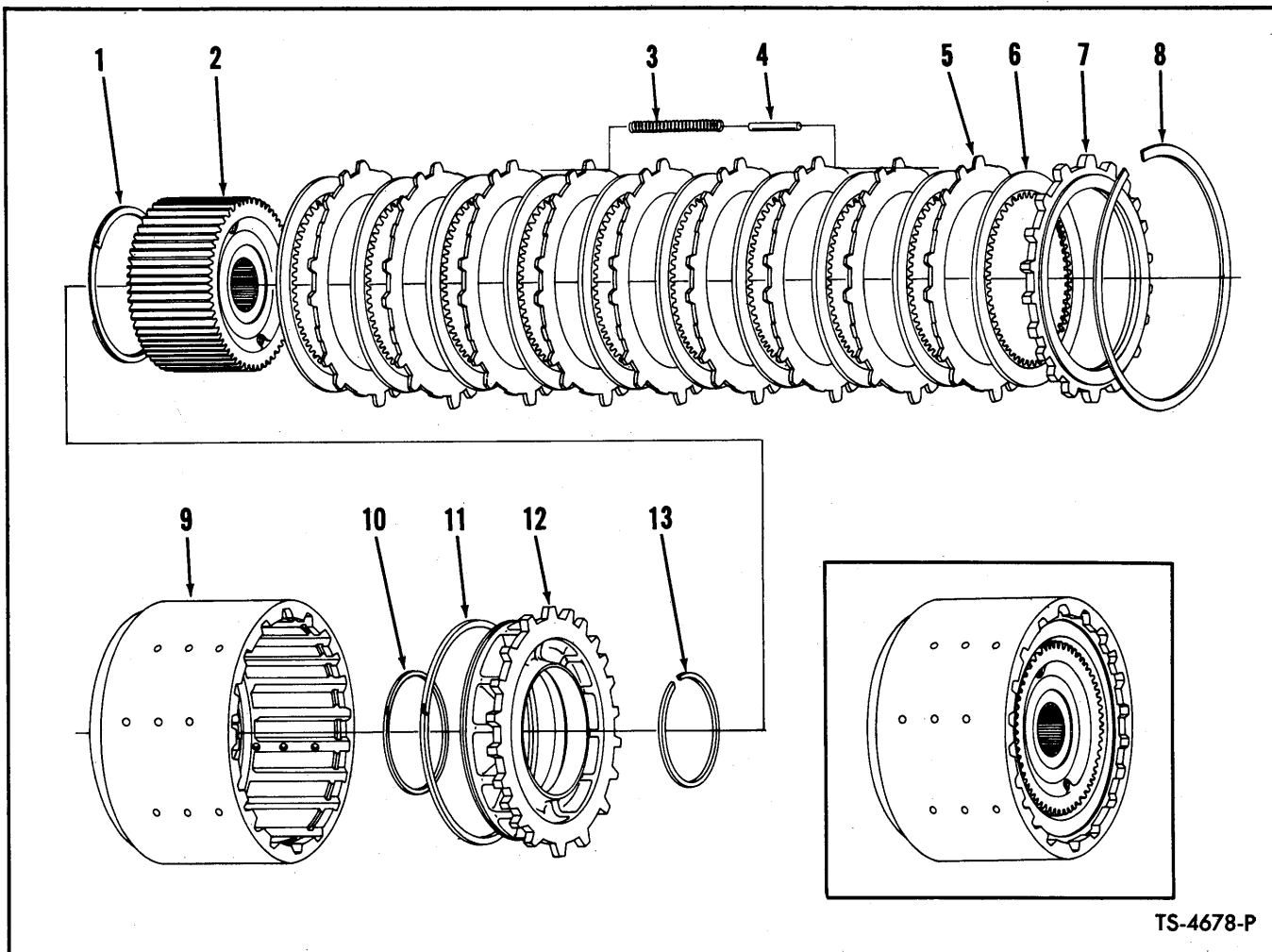


TS-8096-P

**INPUT CLUTCH GROUP**

Item No.	Part No.	Description	No. Req'd.
1	217509	RING, Oil Baffle Retaining .....	1
2	217158	HUB ASSY, Clutch Disc .....	1
3	217334	SPRING, Clutch Disc .....	6
4	217599	PIN, Clutch Disc Release Spring .....	6
5	217162	DISC, Clutch Outer .....	9
6	227495	DISC, Clutch Inner .....	10
7	230006	PLATE, Clutch Disc End .....	1
8	217099	RING, End Plate Retaining .....	1
9	230007	ADAPTOR, Clutch Disc End Plate .....	1
10	230008	LOCK TAB, End Plate Adaptor Bolt .....	6
11	2C-624	BOLT, Adaptor Lock Tab .....	12
12	217164	PISTON, Clutch .....	1
13	217361	RING, Outer Piston .....	1
14	217411	RING, Inner Piston .....	1
15	731627	RING, Washer Retaining Snap .....	1
16	217165	WASHER, Bearing .....	1
17	664116	RING, Bearing Retainer .....	1
18	225813	BEARING, Clutch Support .....	1
19	217155	RACE, Outer Piston Ring .....	1
20	10J-08	BALL, Outer Race .....	1
21	217152	DRUM ASSY, Clutch (Inc. 19, 20) .....	1
22	225796	BEARING, Clutch Support Roller .....	1
23	223997	RING, Bearing Retaining .....	1

**WHEN ORDERING PARTS, ALWAYS STATE MODEL AND SERIAL NO. OF MACHINE**

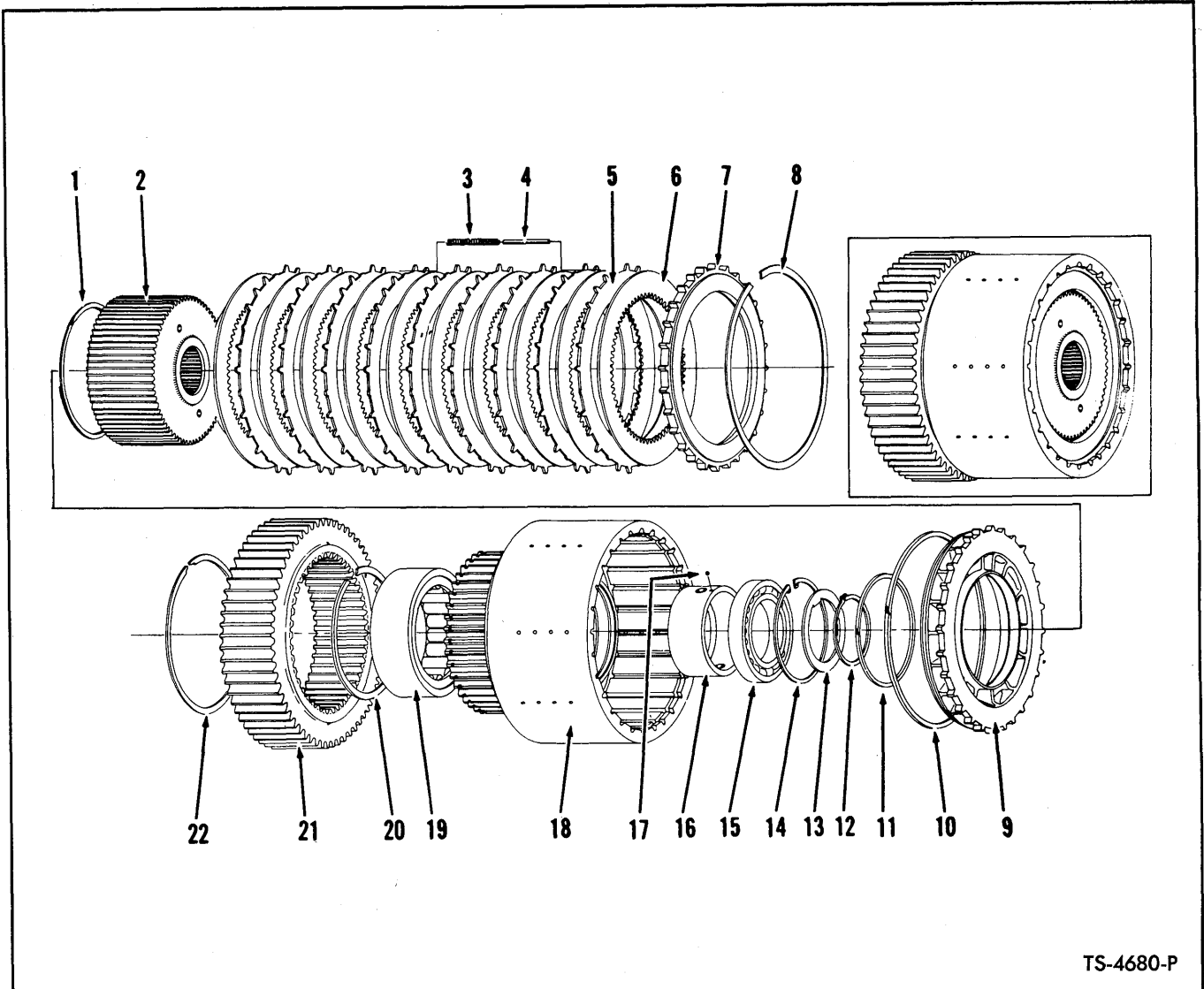


**SPLITTER CLUTCH GROUP**

Item No.	Part No.	Description	No. Req'd.
1	217509	RING, Oil Baffle Retaining .....	1
2	217388	HUB, Disc .....	1
3	217334	SPRING, Clutch Disc Release .....	6
4	217599	PIN, Release Spring Guide .....	6
5	217162	DISC, Clutch Outer .....	9
6	227495	DISC, Clutch Inner .....	10
7	217161	PLATE, Clutch Disc End .....	1
8	217099	RING, End Plate Retaining .....	1
9	217280	DRUM ASSY, Clutch (Inc. 9A, 9B) .....	1
9A	217141	†HOUSING, Bleed Valve .....	1
9B	10J-10	†BALL, Bleed Valve .....	1
10	217411	RING, Inner Piston Sealing .....	1
11	217361	RING, Outer Piston Sealing .....	1
12	217164	PISTON, Clutch .....	1
13	743670	RING, Drum Hub Retaining .....	1

†Not Illustrated

**WHEN ORDERING PARTS, ALWAYS STATE MODEL AND SERIAL NO. OF MACHINE**



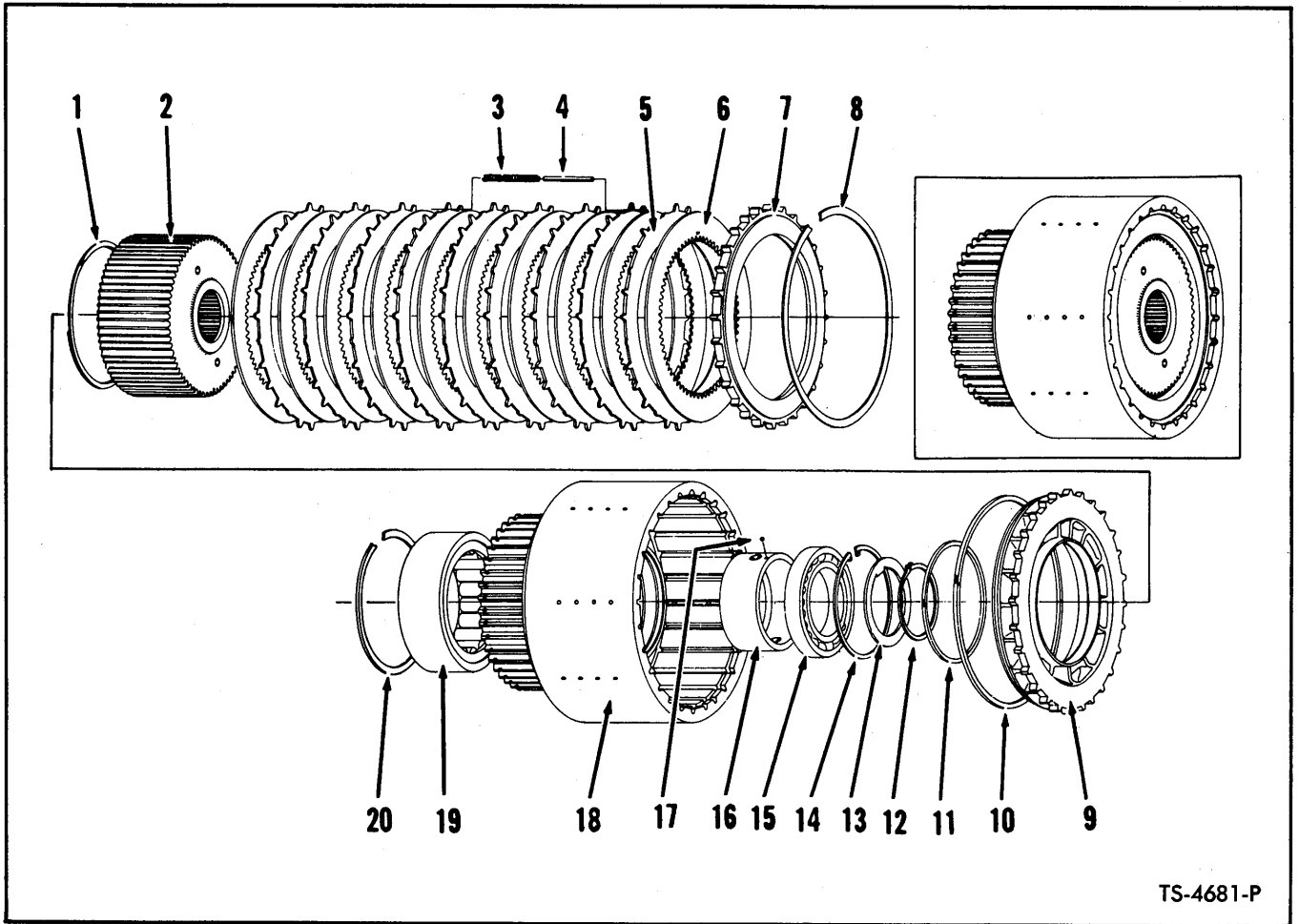
TS-4680-P

**FIRST AND SECOND CLUTCH GROUP**

**2 Clutches used in Transmission — Quantity indicated is for 1 Clutch**

Item No.	Part No.	Description	No. Req'd.	Item No.	Part No.	Description	No. Req'd.
1	217510	RING, Oil Baffle Retaining .....	1	12	791018	RING, Washer Retaining .....	1
2	217133	HUB ASSY, Clutch Disc .....	1	13	217417	WASHER, Bearing .....	1
3	217334	SPRING, Clutch Disc Release .....	8	14	223982	RING, Bearing Retaining .....	1
4	217599	PIN, Clutch Disc Release Spring .....	8	15	225768	BEARING, Clutch Support .....	1
5	217140	DISC, Clutch — Outer .....	9	16	217136	RACE, Outer Piston Ring .....	1
6	227496	DISC, Clutch — Inner .....	10	17	10J-08	BALL, Outer Race .....	1
7	217137	PLATE, Clutch Disc End .....	1	18	217130	DRUM ASSY, Clutch (Inc. 16, 17) .....	1
8	217416	RING, End Plate Retaining .....	1	19	225766	BEARING, Clutch Support Roller .....	1
9	217138	PISTON, Clutch .....	1	20	223852	RING, Bearing Retaining .....	1
10	217415	RING, Outer Piston .....	1	21	217397	GEAR, Clutch Drum Hub (53T) .....	1
11	217420	RING, Inner Piston .....	1	22	217692	RING, Gear Retaining .....	1

**WHEN ORDERING PARTS, ALWAYS STATE MODEL AND SERIAL NO. OF MACHINE**



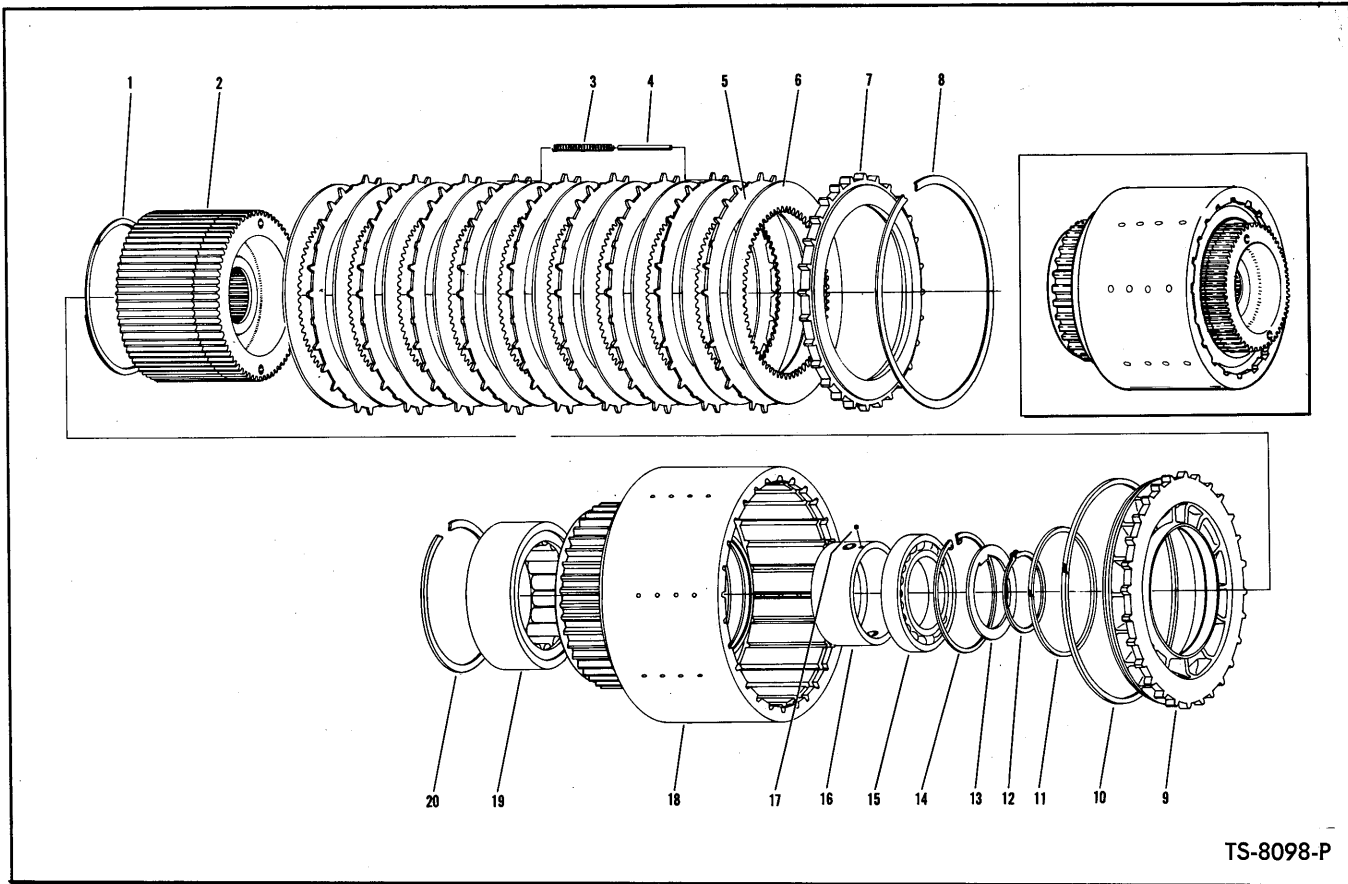
TS-4681-P

**THIRD AND FOURTH CLUTCH GROUP**

**2 Clutches used in Transmission — Quantity indicated is for 1 Clutch**

Item No.	Part No.	Description	No. Req'd.	Item No.	Part No.	Description	No. Req'd.
1	217509	RING, Oil Baffle Retaining .....	1	11	217411	RING, Inner Piston .....	1
2	217158	HUB ASSY, Clutch Disc .....	1	12	731627	RING, Washer Retaining .....	1
3	217334	SPRING, Clutch Disc Release .....	6	13	217165	WASHER, Bearing .....	1
4	217599	PIN, Clutch Disc Release Spring .....	6	14	664116	RING, Bearing Retaining .....	1
5	217162	DISC, Clutch Outer .....	9	15	225813	BEARING, Clutch Support .....	1
6	227495	DISC, Clutch Inner .....	10	16	217155	RACE, Outer Piston Ring .....	1
7	217161	PLATE, Clutch Disc End .....	1	17	10J-08	BALL, Outer Race .....	1
8	217099	RING, End Plate Retaining .....	1	18	217152	DRUM ASSY, Clutch (Inc. 16, 17) ....	1
9	217164	PISTON, Clutch .....	1	19	225796	BEARING, Clutch Support Roller .....	1
10	217361	RING, Outer Piston .....	1	20	223997	RING, Bearing Retaining .....	1

**WHEN ORDERING PARTS, ALWAYS STATE MODEL AND SERIAL NO. OF MACHINE**



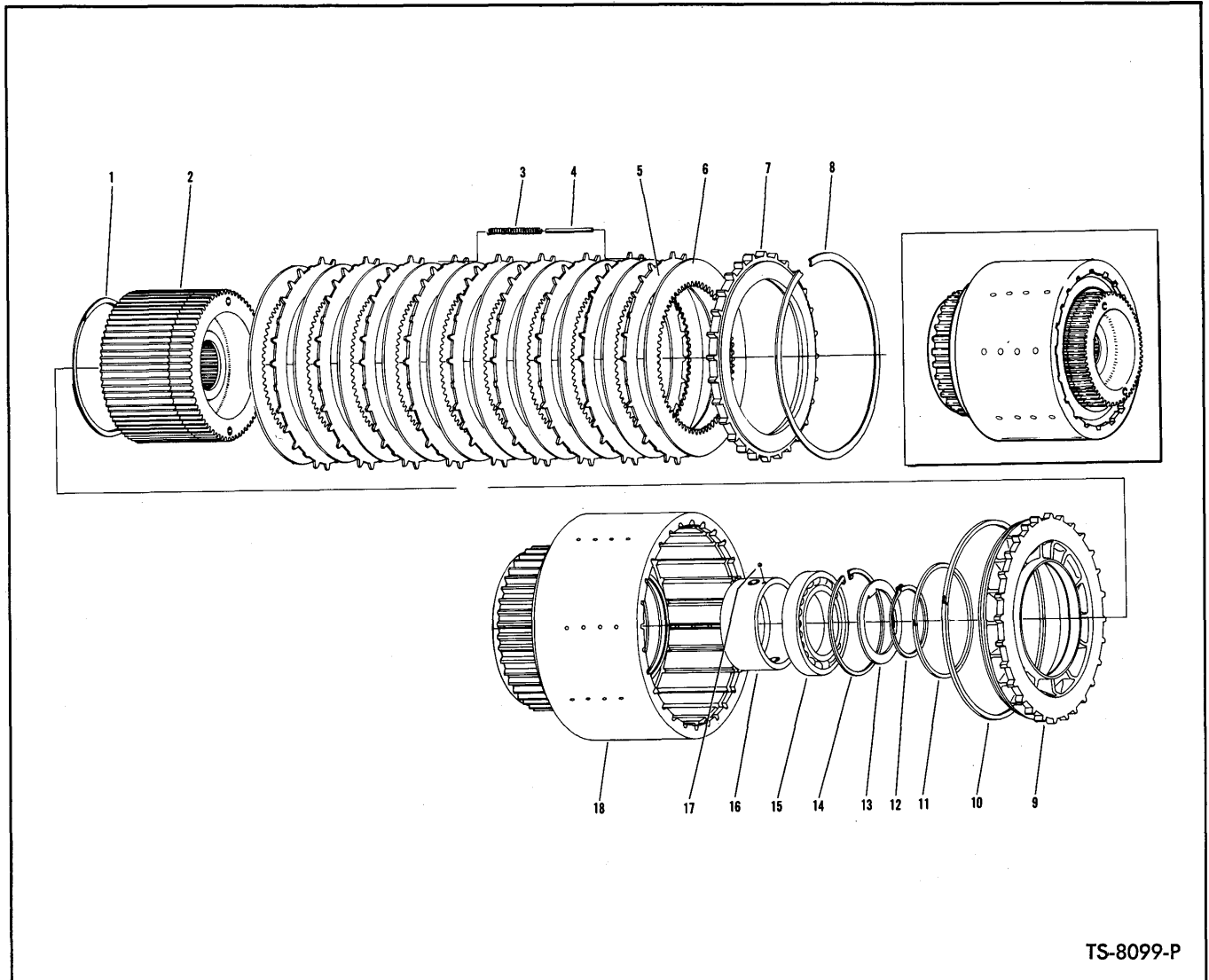
TS-8098-P

**REVERSE CLUTCH GROUP**

Item No.	Part No.	Description	No. Req'd.
1	217509	RING, Oil Baffle Retaining .....	1
2	230004	HUB ASSY, Clutch Disc .....	1
3	217334	SPRING, Clutch Disc Release .....	6
4	217599	PIN, Clutch Disc Release Spring .....	6
5	217162	DISC, Clutch Outer .....	9
6	227495	DISC, Clutch Inner .....	10
7	217161	PLATE, Clutch Disc End .....	1
8	217099	RING, End Plate Retaining .....	1
9	217164	PISTON, Clutch .....	1
10	217361	RING, Outer Piston .....	1
11	217411	RING, Inner Piston .....	1
12	731627	RING, Washer Retaining .....	1
13	217165	WASHER, Bearing .....	1
14	664116	RING, Bearing Retaining .....	1
15	225813	BEARING, Clutch Support .....	1
16	217155	RACE, Outer Piston Ring .....	1
17	10J-08	BALL, Outer Race .....	1
18	217152	DRUM ASSY, Clutch (Inc. 16, 17) .....	1
19	225796	BEARING, Clutch Support Roller .....	1
20	223997	RING, Bearing Retaining .....	1

**WHEN ORDERING PARTS, ALWAYS STATE MODEL AND SERIAL NO. OF MACHINE**



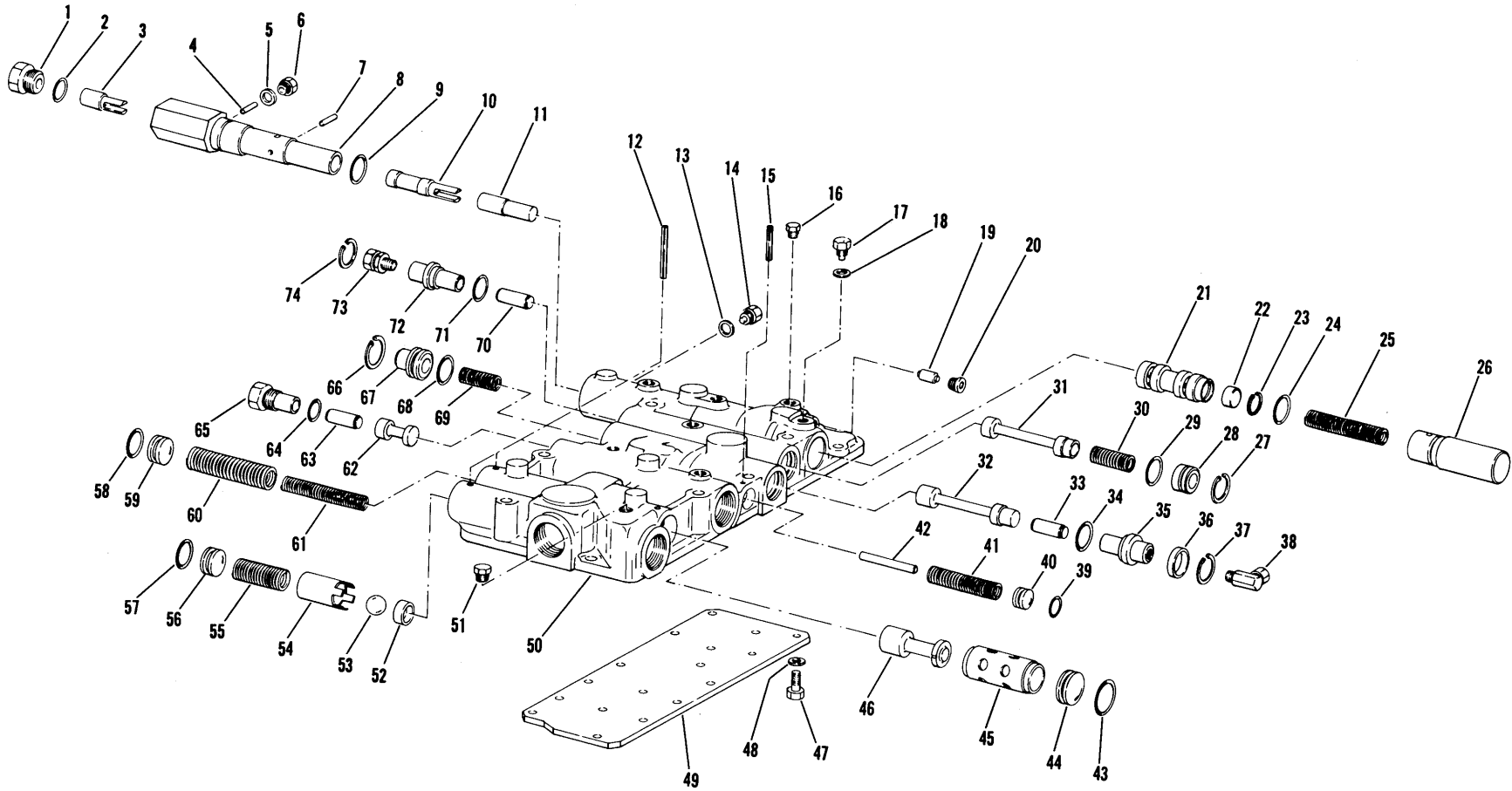


TS-8099-P

**UNDERDRIVE CLUTCH GROUP**

Item No.	Part No.	Description	No. Req'd.	Item No.	Part No.	Description	No. Req'd.
1	217509	RING, Oil Baffle Retaining .....	1	10	217361	RING, Outer Piston .....	1
2	230004	HUB ASSY, Clutch Disc .....	1	11	217411	RING, Inner Piston .....	1
3	217334	SPRING, Clutch Disc Release .....	6	12	743667	RING, Washer Retaining .....	1
4	217599	PIN, Clutch Disc Release Spring .....	6	13	222582	WASHER, Bearing .....	1
5	217162	DISC, Clutch Outer .....	9	14	664116	RING, Bearing Retaining .....	1
6	227495	DISC, Clutch Inner .....	10	15	225813	BEARING, Clutch Support .....	1
7	217161	PLATE, Clutch Disc End .....	1	16	217155	RACE, Outer Piston Ring .....	1
18	217152	RING, End Plate Retaining .....	1	17	10J-08	BALL, Outer Race .....	1
9	217164	PISTON, Clutch .....	1	18	217152	DRUM ASSY, Clutch (Inc. 16, 17) .....	1

**WHEN ORDERING PARTS, ALWAYS STATE MODEL AND SERIAL NO. OF MACHINE**



[ 28 ]

CONTROL VALVE AND COVER ASSEMBLY — TRANSMISSION

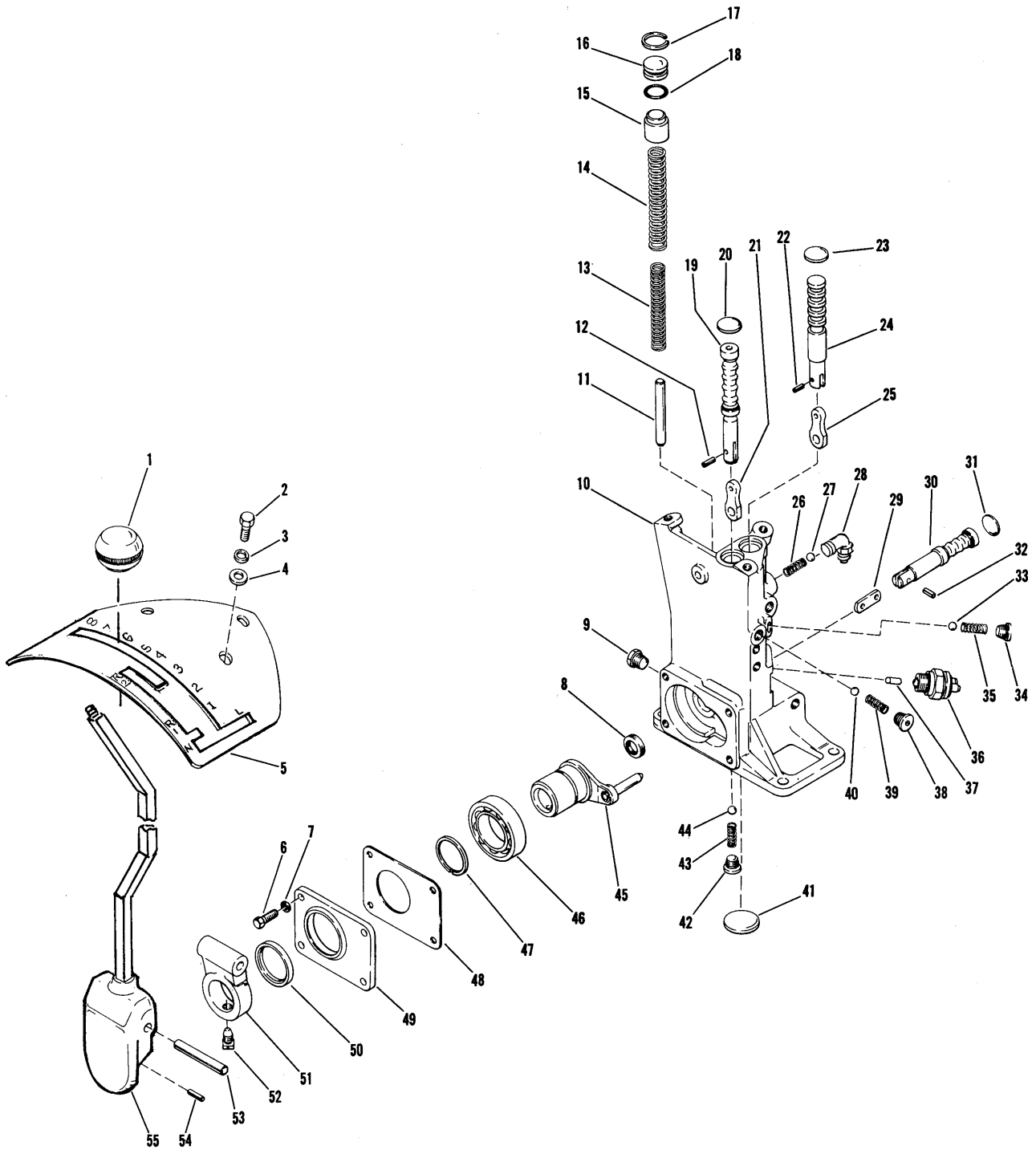
TS-8100-P

**CONTROL COVER ASSEMBLY — TRANSMISSION**

Item No.	Part No.	Description	No. Req'd.	Item No.	Part No.	Description	No. Req'd.
A	230100	COVER ASSY, Control (Inc. 1 thru 74)	1	38	31F-1	ADAPTER UNION .....	1
1	227418	PLUG, Shift Cylinder Housing .....	1	39	25K-30018	"O" RING, Shut-Off Valve Stop .....	1
2	91F-7	"O" RING, Plug .....	1	40	220983	STOP, Shut-Off Valve .....	1
3	228096	VALVE, 3rd Speed .....	1	41	220724	SPRING, Shut-Off Valve .....	1
4	106358	PIN, 3rd Speed Valve Stop .....	1	42	230520	PIN, Shut-Off Valve Stop .....	1
5	743314	WASHER, Stop Pin Retaining .....	1	43	25K-40100	"O" RING, Valve Spool .....	1
6	227423	PLUG, Stop Pin Retaining .....	1	44	217647	STOP, Reg. Valve Spool .....	1
7	106358	PIN, 2nd Speed Valve Stop .....	1	45	—	§ SLEEVE, Reg. Valve Spool .....	—
8	228094	HOUSING, Shift Cylinder .....	1	46	801437	SPOOL KIT, Reg. Valve (Inc. 45) .....	1
9	25K-30030	"O" RING, Housing .....	1	47	1C-512	BOLT, Plate to Cover .....	17
10	228095	VALVE, 2nd Speed .....	1	48	5E-05	LKWSHR, Plate to Cover .....	17
11	227550	VALVE, 1st Speed .....	1	49	217632	PLATE, Control Cover .....	1
12	300058	PIN, Valve Spool Stop Roll .....	3	50	230101	HOUSING, Control Cover .....	1
13	731964	WASHER, Plug Sealing .....	1	51	40K-04	PLUG, Pipe .....	1
14	227422	PLUG, Shift Cylinder Housing Lock ....	1	52	217650	SEAT, Safety Valve .....	1
15	654724	PIN, Shut-Off Valve Stop Roll .....	1	53	10J-24	BALL, Safety Valve .....	1
16	40K-02	PLUG, Pipe .....	5	54	217652	SPACER, Safety Valve Seat Retainer ..	1
17	227422	PLUG, Shift Cylinder Housing Lock ....	1	55	217651	SPRING, Safety Valve .....	1
18	731964	WASHER, Plug Sealing .....	1	56	222041	STOP, Safety Valve .....	1
19	217654	VALVE, Shuttle .....	1	57	25K-40024	"O" RING, Safety Valve Stop .....	1
20	47K-3	PLUG, Shuttle Valve .....	1	58	25K-40024	"O" RING, Valve Spool Stop .....	1
21	227555	VALVE, Selector .....	1	59	222041	STOP, Reg. Valve Spool .....	1
22	227556	PLUG, Selector .....	1	60	217649	SPRING, Outer Reg. Valve .....	1
23	659041	RING, Selector Valve Retaining .....	1	61	217648	SPRING, Inner Reg. Valve .....	1
24	25K-30030	"O" RING, Housing Plug .....	1	62	230105	SPOOL, Shut-Off Valve .....	1
25	227558	SPRING, Selector Valve .....	1	63	227562	PISTON, Shut-Off Valve .....	1
26	227557	PLUG, Housing End Cover .....	1	64	91F-7	"O" RING, Plug .....	1
27	664140	RING, Piston Stop Retaining .....	1	65	230104	PLUG, Valve Spool .....	1
28	227560	STOP, Piston .....	1	66	666587	RING, Spring Cap Snap .....	1
29	25K-30030	"O" RING, Piston Stop .....	1	67	230103	CAP, High-Low Spring .....	1
30	227564	SPRING, Range Valve .....	1	68	25K-30030	"O" RING, Housing .....	1
31	227563	VALVE, Forward-Reverse .....	1	69	227564	SPRING, Forward-Reverse .....	1
32	230102	VALVE, High-Low .....	1	70	227562	PISTON, Forward-Reverse .....	1
33	227562	PISTON, High-Low .....	1	71	25K-30030	"O" RING, Piston Guide .....	1
34	25K-30030	"O" RING, Piston Guide .....	1	72	227561	GUIDE, Piston .....	1
35	227561	GUIDE, Piston .....	1	73	36F-1	ADAPTER UNION .....	1
36	230106	SPACER, Piston Guide .....	1	74	664140	RING, Piston Guide Retaining .....	1
37	664140	RING, Piston Guide Retaining .....	1				

§Not Sold Separately

**WHEN ORDERING PARTS, ALWAYS STATE MODEL AND SERIAL NO. OF MACHINE**



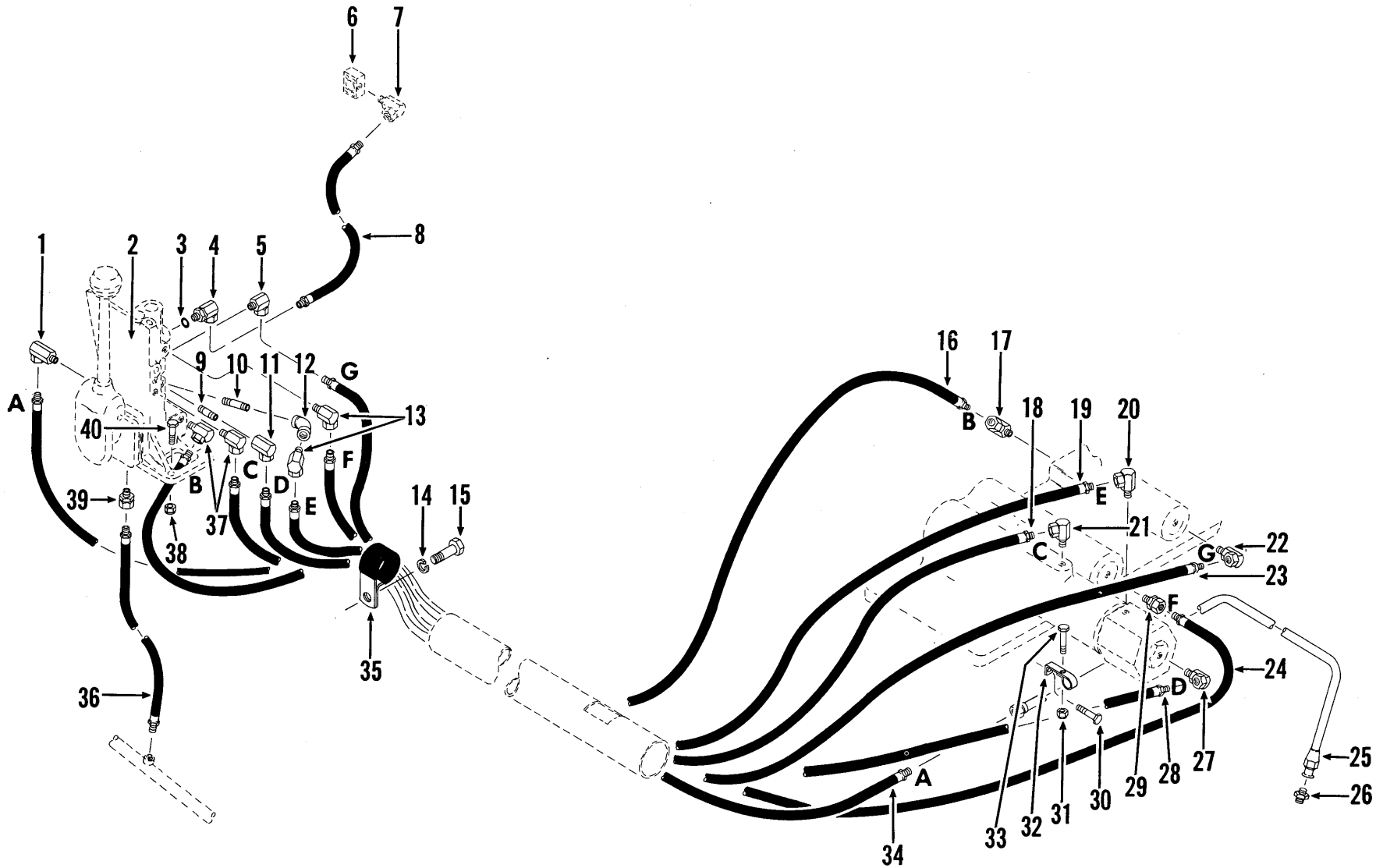
HYDRAULIC SHIFT CONTROL VALVE ASSEMBLY

TS-8093-P

**COCKPIT HYDRAULIC SHIFT CONTROL VALVE ASSEMBLY**  
**9-Speed Forward, 2-Speed Reverse without lock-up**

Item No.	Part No.	Description	No. Req'd.	Item No.	Part No.	Description	No. Req'd.
A	230026	VALVE ASSY, Hydraulic Shift Control (Inc. 1 thru 55) .....	1	29	230099	LINK, Reverse & Neutral Lock-Up Spool .....	1
1	201401	KNOB, Shift .....	1	30	230098	SPOOL, Reverse & Neutral Lock-Up ..	1
2	1C-614	BOLT, Stop Plate .....	3	31	12F-014	PLUG, Welch .....	1
3	4E-06	LKWSHR, Stop Plate .....	3	32	1302554	PIN, Reverse & Neutral Lock-Up Spool Link .....	1
4	941155	WASHER, Stop Plate .....	3	33	10J-12	BALL, Poppet .....	1
5	230129	PLATE, Control Position Stop .....	1	34	47K-3	PLUG, Poppet Spring .....	1
6	1C-514	BOLT, Bearing Cap .....	4	35	230086	SPRING, Poppet .....	1
7	4E-05	LKWSHR, Bearing Cap .....	4	36	229729	SWITCH, Neutral .....	1
8	224322	OIL SEAL .....	1	37	230089	PIN, Neutral Switch Actuating .....	1
9	40K-04	PLUG, Housing .....	1	38	47K-3	PLUG, Poppet Spring .....	1
10	230084	HOUSING, Shift Control .....	1	39	230086	SPRING, Poppet .....	1
11	230114	PIN, Accumulator Piston Stop .....	1	40	10J-12	BALL, Poppet .....	1
12	660821	PIN, Selector Spool Link Roll .....	1	41	12F-113	PLUG, Welch .....	1
13	230112	SPRING, Accumulator Piston Inner ....	1	42	47K-3	PLUG, Poppet Spring .....	1
14	230113	SPRING, Accumulator Piston Outer ....	1	43	230086	SPRING, Poppet .....	1
15	230111	PISTON, Accumulator .....	1	44	10J-12	BALL, Poppet .....	1
16	222041	STOP, Valve .....	1	45	230093	SHAFT & PIN ASSY, Speed Selector ..	1
17	662770	RING, Valve Stop Retainer .....	1	46	743459	BEARING, Speed Selector Shaft .....	1
18	25K-40024	"O" RING, Valve Stop .....	1	47	659065	RING, Bearing Retainer .....	1
19	230591	SPOOL, Selector .....	1	48	230097	GASKET, Bearing Cap .....	1
20	12F-100	PLUG, Welch .....	1	49	230096	CAP, Bearing .....	1
21	230091	LINK, Selector Spool .....	1	50	225310	SEAL, Bearing Cap Oil .....	1
22	660821	PIN, Hi-Lo Range Spool Link Roll .....	1	51	230107	BRACKET, Control Lever .....	1
23	12F-100	PLUG, Welch .....	1	52	201566	SCREW, Control Lever Bracket Lock ..	1
24	230092	SPOOL, Hi-Lo Range .....	1	53	731714	PIN, Control Lever Roll .....	1
25	230091	LINK, Hi-Lo Range Spool .....	1	54	1304732	PIN, Control Lever Roll .....	1
26	230087	SPRING, Check Valve .....	1	55	230268	LEVER & HOUSING ASSY, Control ....	1
27	10J-12	BALL, Check Valve .....	1				
28	230592	FITTING, Check Valve .....	1				

**WHEN ORDERING PARTS, ALWAYS STATE MODEL AND SERIAL NO. OF MACHINE**



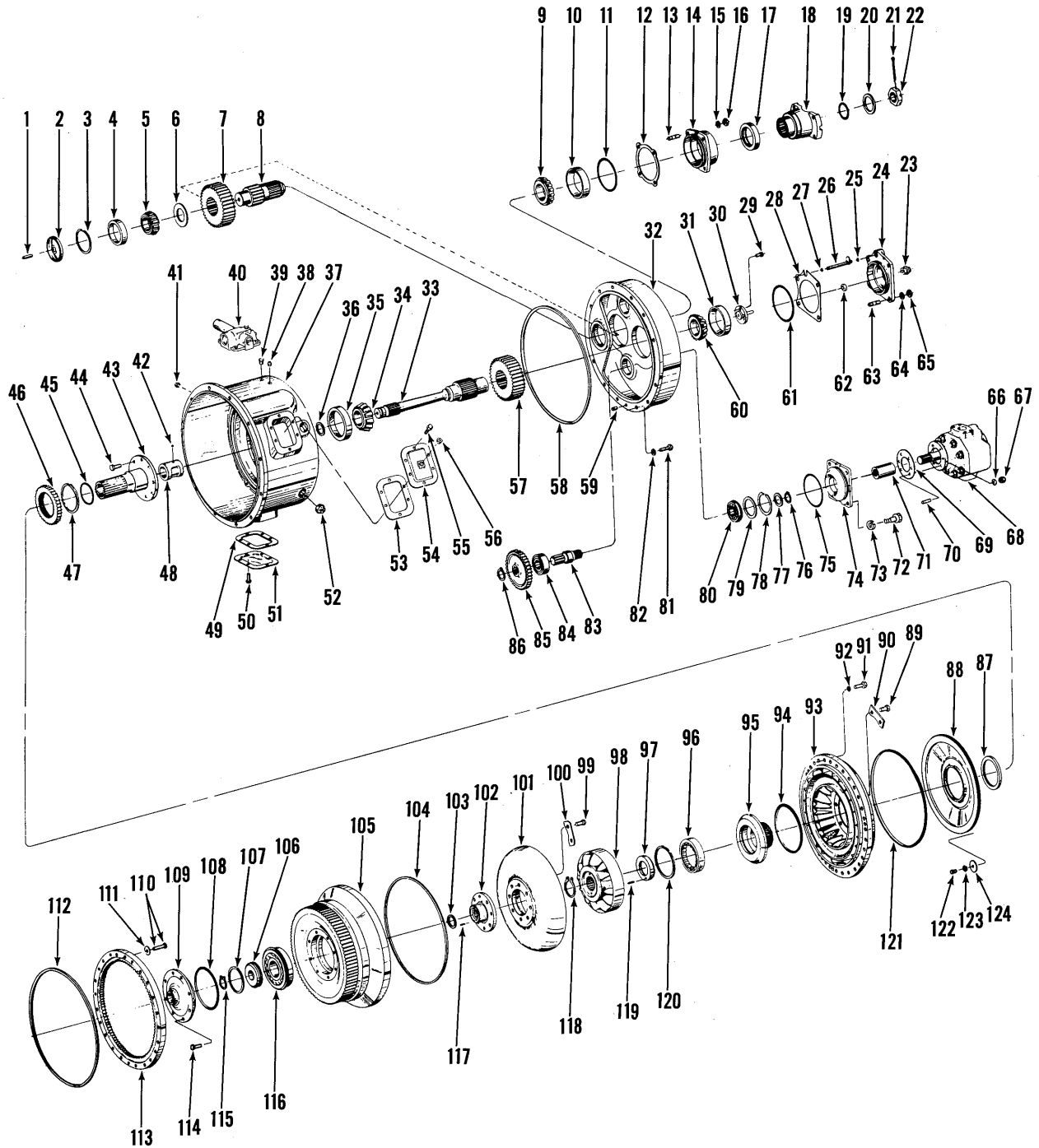
TRANSMISSION SHIFT CONTROL HYDRAULIC SYSTEM

TS-8123-P

**TRANSMISSION SHIFT CONTROL HYDRAULIC SYSTEM**

Item No.	Part No.	Description	No. Req'd.
1	731163	ADAPTER, Hose to Valve .....	1
2	-----	TRANSMISSION SHIFT CONTROL VALVE — See Index .....	—
3	91F-5	"O" RING .....	1
4	775561	ADAPTER UNION, Hose to Valve (Inc. 3) .....	1
5	31F-1	ADAPTER UNION, Hose to Valve .....	1
6	-----	JUNCTION BLOCK — See Index — Transmission & Torque Converter Hydraulic System .....	—
7	-----	ADAPTER UNION — See Index — Transmission & Torque Converter Hydraulic System .....	—
8	784509	HOSE, Supply .....	1
9	5K-110	NIPPLE, Pipe .....	1
10	5K-114	NIPPLE, Pipe .....	1
11	32F-2	ADAPTER UNION, Hose to Valve .....	1
12	24F-1	ELBOW .....	1
13	31F-1	ADAPTER UNION, Hose to Valve .....	2
14	4E-08	LKWSHR, Clip to Frame .....	1
15	18C-812	BOLT, Clip to Frame .....	1
16	1530639	HOSE, Reverse .....	1
17	31F-1	ADAPTER UNION, Hose to Transmission .....	1
18	1530637	HOSE, First .....	1
19	1530637	HOSE, Second .....	1
20	31F-1	ADAPTER UNION, Hose to Transmission .....	1
21	31F-1	ADAPTER UNION, Hose to Transmission .....	1
22	31F-1	ADAPTER UNION, Hose to Transmission .....	1
23	1530637	HOSE, Neutral .....	1
24	1530638	HOSE, Range .....	1
25	1530484	TUBE .....	1
26	731488	CONNECTOR, Tube .....	1
27	31F-1	ADAPTER UNION, Hose to Transmission .....	1
28	1530637	HOSE, Third .....	1
29	36F-1	ADAPTER UNION, Hose to Transmission .....	1
30	17C-616	BOLT, Clip to Transmission Low Clutch Cover .....	1
31	18D-04	NUT, Clip .....	1
32	541865	CLIP, Tube to Transmission .....	1
33	18C-412	BOLT, Clip .....	1
34	1530412	HOSE, Lo-Lo .....	1
35	586853	CLIP, Hose to Frame .....	1
36	672750	HOSE, Drain .....	1
37	31F-1	ADAPTER UNION, Hose to Valve .....	2
38	18D-06	NUT, Control Valve Mounting .....	4
39	36F-4	ADAPTER UNION .....	1
40	18C-620	BOLT, Control Valve Mounting .....	4

**WHEN ORDERING PARTS, ALWAYS STATE MODEL AND SERIAL NO. OF MACHINE**



TORQUE CONVERTER ASSEMBLY

TS-7834-P



**TORQUE CONVERTER ASSEMBLY**

Item No.	Part No.	Description	No. Req'd.	Item No.	Part No.	Description	No. Req'd.
A	282753	CONVERTER ASSY, Torque (C-8502-7) (Inc. 1 thru 109, 113 thru 124) .....	1	33	218731	SHAFT, Turbine .....	1
1	222031	TUBE, Oil .....	1	34	226027	CONE, Bearing .....	1
2	222027	BAFFLE, Oil .....	1	35	226026	CUP, Bearing .....	1
3	223900	RING, Front Bearing Retaining .....	1	36	223570	RING, Piston .....	1
4	675543	CUP, Front Bearing .....	1	37	227065	HOUSING, Converter .....	1
5	731283	CONE, Front Bearing .....	1	38	40K-02	PLUG, Pipe .....	1
6	218738	SPACER, Front Bearing .....	1	39	40K-04	PLUG, Pipe .....	1
7	219418	GEAR, Output Shaft (41T) .....	1	40	————	VALVE, Pressure Regulating — See Index .....	—
8	218733	SHAFT, Output .....	1	41	40K-04	PLUG, Pipe .....	1
9	710791	CONE, Rear Bearing .....	1	42	10J-08	BALL, Oil Distributor Sleeve Lock .....	1
10	710790	CUP, Rear Bearing .....	1	43	218723	SUPPORT, Converter (Inc. 42, 48) .....	1
11	25K-40420	"O" RING, Bearing Cap .....	1	44	8C-820	BOLT, Sleeve to Housing .....	8
12	218742	‡ SHIM, Bearing Cap (.004) .....	—	45	209673	RING, Piston .....	1
12A	218743	‡ SHIM, Bearing Cap (.007) .....	—	46	222035	GEAR, Oil Pump Drive (37T) .....	1
12B	218744	‡ SHIM, Bearing Cap (.010) .....	—	47	224009	RING, Gear Retaining .....	1
13	204347	STUD, Bearing Cap .....	4	48	218725	SLEEVE, Oil Distributor .....	1
14	218791	CAP, Bearing .....	1	49	201400	GASKET, Housing Inspection Cover ..	2
15	4E-08	LKWSHR, Bearing Cap Stud .....	4	50	208261	BOLT & LKWSHR, Inspection Cover to Housing .....	12
16	8D-08	NUT, Bearing Cap Stud .....	4	51	201398	COVER, Housing Inspection .....	2
17	225763	SEAL, Oil .....	1	52	13F-20	PLUG, Drain .....	4
18	217475	FLANGE ASSY, Output .....	1	53	201400	GASKET, Breather Plate .....	1
19	25K-60204	"O" RING, Flange .....	1	54	226856	COVER, Housing Inspection .....	1
20	222181	WASHER, Flange .....	1	55	208261	BOLT & LKWSHR, Breather Plate to Housing .....	6
21	1F-632	COTTER, Flange Nut .....	1	56	16F-06	PLUG, Pipe .....	1
22	201262	NUT, Flange .....	1	57	219417	GEAR, Turbine Shaft (31T) .....	1
23	202459	NUT, Governor Drive Adapter .....	1	58	218779	"O" RING, Cover to Housing .....	1
24	218752	CAP, Bearing .....	1	59	214295	PIN, Cover to Housing Locating Dowel	1
25	25K-30012	"O" RING, Lube Tube .....	1	60	710791	CONE, Bearing .....	1
26	218737	TUBE, Lube .....	1	61	25K-40424	"O" RING, Bearing Cap .....	1
27	25K-30012	"O" RING, Lube Tube .....	1	62	226056	SEAL, Bearing Cap Oil .....	1
28	218739	‡ SHIM, Bearing Cap (.004) .....	—	63	204347	STUD, Bearing Cap .....	4
28A	218740	‡ SHIM, Bearing Cap (.007) .....	—	64	4E-08	LKWSHR, Bearing Cap Stud .....	4
28B	218741	‡ SHIM, Bearing Cap (.010) .....	—	65	8D-08	NUT, Bearing Cap Stud .....	4
29	4C-612	BOLT, Sleeve to Shaft .....	3	66	4E-06	LKWSHR, Charging Pump Stud .....	3
30	218862	ADAPTER, Governor Drive .....	1	67	8D-06	NUT, Charging Pump Stud .....	3
31	710790	CUP, Bearing .....	1				
32	227064	COVER, Rear Housing .....	1				

‡As Required  
†Not Illustrated

**WHEN ORDERING PARTS, ALWAYS STATE MODEL AND SERIAL NO. OF MACHINE**

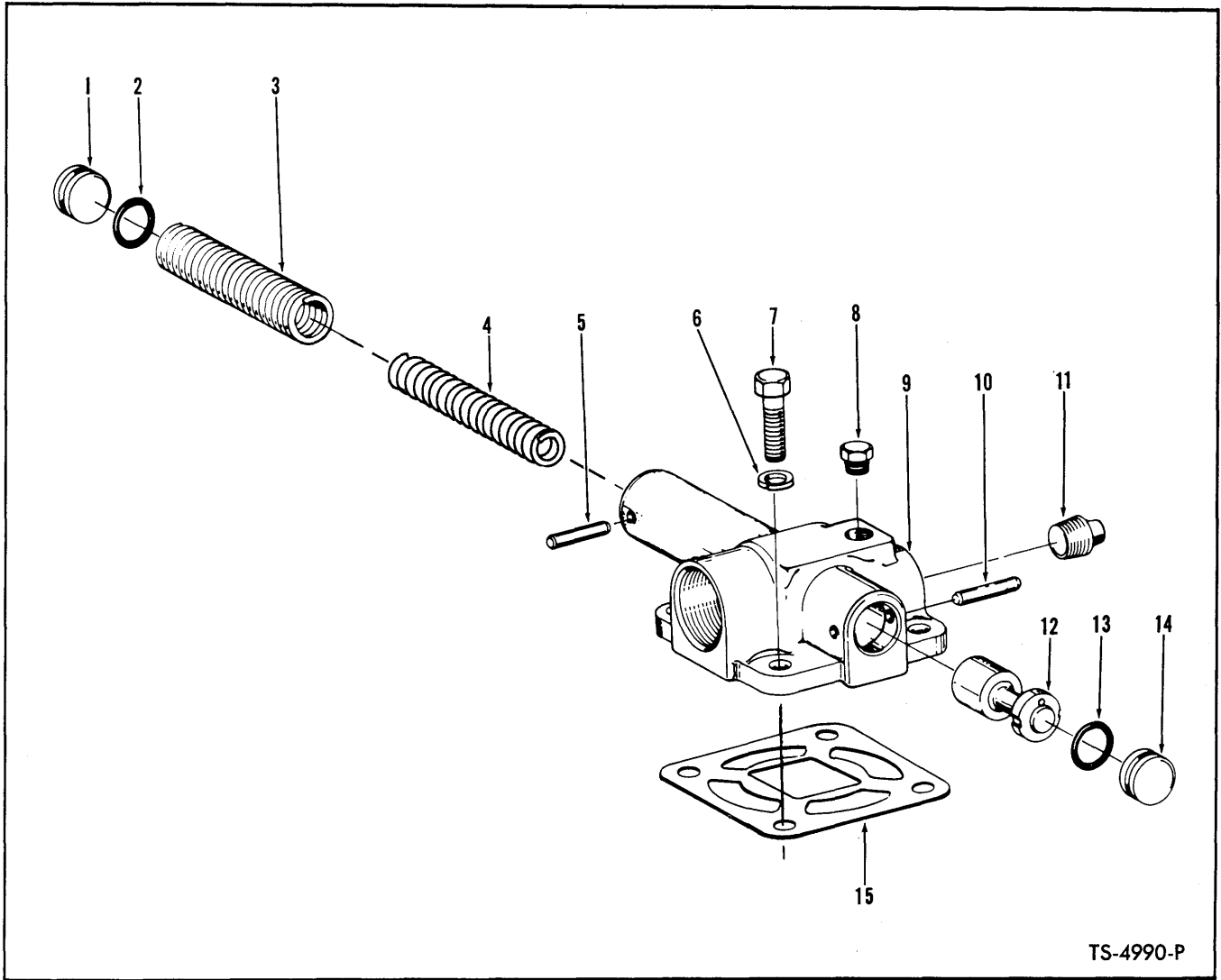
**TORQUE CONVERTER ASSEMBLY (Continued)**

Item No.	Part No.	Description	No. Req'd.	Item No.	Part No.	Description	No. Req'd.
68	450245	*PUMP, Converter Charging .....	1	100	222008	LOCKPLATE, Turbine to Hub .....	4
69	551906	GASKET, Charging Pump .....	1	101	222263	TURBINE .....	1
70	203253	STUD, Charging Pump Mounting .....	3	102	218753	HUB, Turbine .....	1
71	221992	SLEEVE, Charging Pump .....	1	103	223866	RING, Hub Retaining .....	1
72	1C-820	BOLT, Pump Adapter .....	4	104	218778	"O" RING, Impeller to Cover .....	1
73	4E-08	LKWSHR, Pump Adapter .....	4	105	218870	COVER, Impeller .....	1
74	227034	ADAPTER, Pump .....	1	106	218855	RETAINER, Bearing .....	1
75	25K-40416	"O" RING, Adapter .....	1	107	211323	RING, Piston .....	1
76	224039	RING, Inner Washer Retaining .....	3	108	60K-40608	"O" RING, Impeller Cover Cap .....	1
77	100838	WASHER, Rear Bearing — Inner .....	3	109	218717	CAP, Impeller Cover .....	1
78	223961	RING, Bearing Washer Retaining .....	3	110	229768	STUD, Ring Gear to Flywheel .....	24
79	222038	WASHER, Rear Bearing — Outer .....	3	110A	68D-06	†NUT, Ring Gear .....	24
80	226025	BEARING, Pump Shaft Rear .....	3	111	228986	WASHER, Ring Gear .....	24
81	1C-722	BOLT, Cover to Housing .....	12	111A	228987	†WASHER, Belleville — Cupped .....	96
82	4E-07	LKWSHR, Cover to Housing .....	12	112	219234	"O" RING, Converter to Flywheel Hsg. .....	1
83	216095	SHAFT, Pump Drive .....	3	113	226595	GEAR, Flywheel Ring .....	1
84	225385	BEARING, Pump Shaft Front .....	3	114	8C-716	BOLT, Impeller Cover Cap .....	8
85	222037	GEAR, Pump Driven (35T) .....	3	115	663834	RING, Bearing Retainer Retaining .....	1
86	224036	RING, Driven Gear Retaining .....	3	116	225781	BEARING, Front .....	1
87	214941	SEAL, Oil Baffle Oil .....	1	117	221478	PIN, Turbine Hub Retaining Dowel .....	2
88	218721	BAFFLE, Oil .....	1	118	711161	RING, Reaction Member Retaining .....	1
89	222221	BOLT, Impeller to Hub .....	8	119	302602	PIN, Reaction Member Spacer Roll .....	1
90	222019	LOCKPLATE, Impeller to Hub .....	4	120	223988	RING, Impeller Hub Bearing Retaining .....	1
91	1C-622	BOLT, Impeller to Cover .....	30	121	218777	"O" RING, Oil Baffle .....	1
92	4E-06	LKWSHR, Impeller to Cover .....	30	122	1C-612	BOLT, Oil Baffle .....	3
93	222265	IMPELLER .....	1	123	5E-06	LKWSHR, Oil Baffle .....	3
94	60K-40700	"O" RING, Impeller Hub .....	1	124	616786	WASHER, Oil Baffle .....	3
95	222266	HUB, Impeller .....	1	125	551323	†SENDER UNIT, Converter Temp. .....	1
96	225778	BEARING, Impeller Hub .....	1	126	12E-10	†LKWSHR, Sender Unit .....	1
97	218782	SPACER, Reaction Member .....	1	127	14D-10	†NUT, Sender Unit .....	1
98	218859	MEMBER, Reaction .....	1	128	541221	†BUSHING, Flywheel Pilot .....	1
99	222223	BOLT, Turbine to Hub .....	8	129	17C-724	†BOLT, Converter Housing to Flywheel .....	12
				130	4E-07	†LKWSHR, Conv. Housing to Flywheel .....	12

\*NOTE: When Converter Charging Pump replacement is required, only a new factory built and tested pump should be used. Proper operation of converter and transmission is dependent on an efficient charging pump. Damage possible by use of a field rebuilt pump can result in repair cost exceeding cost of a new pump alone.

†Not Illustrated

**WHEN ORDERING PARTS, ALWAYS STATE MODEL AND SERIAL NO. OF MACHINE**

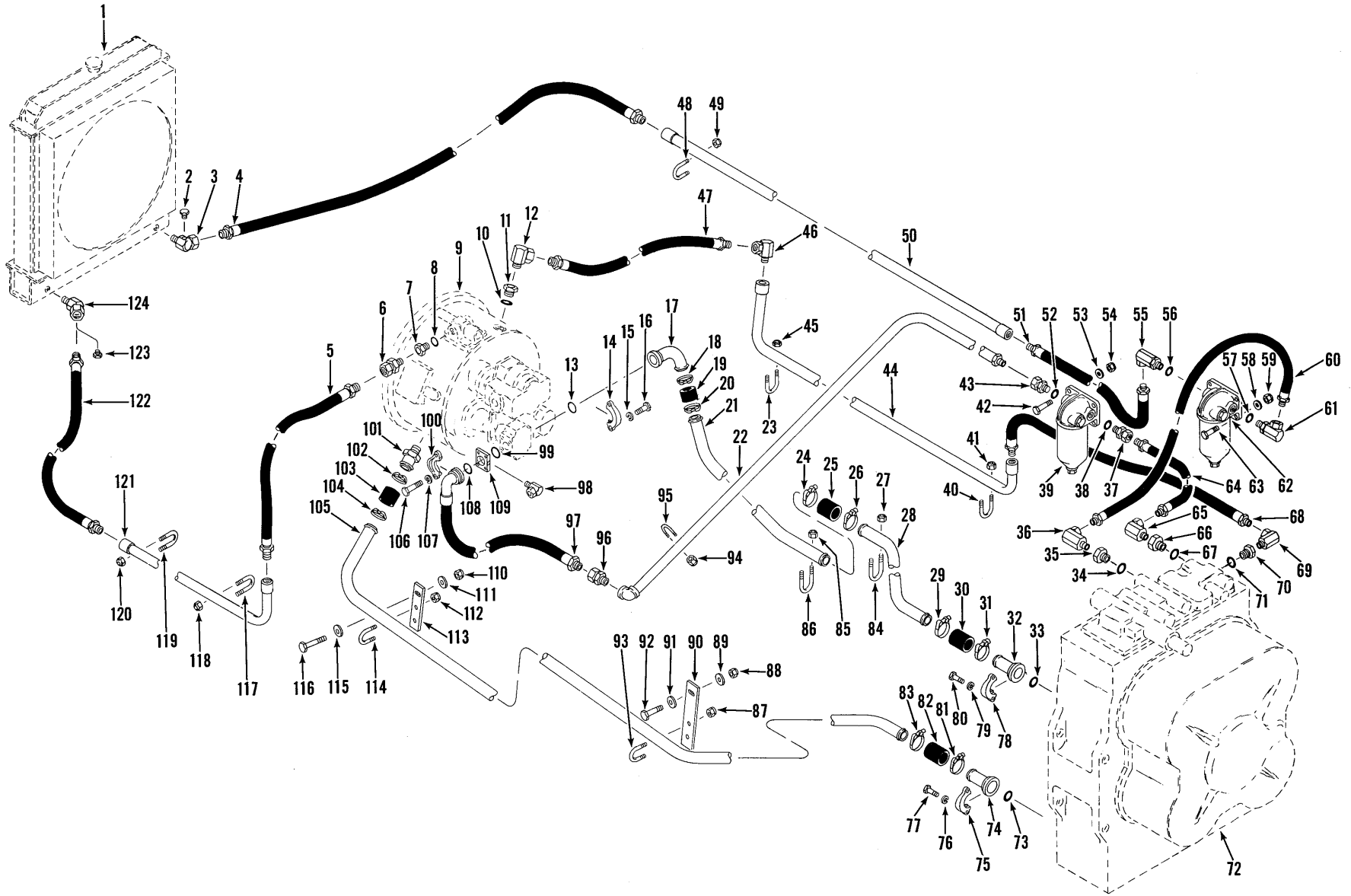


TS-4990-P

**DOWNSTREAM PRESSURE REGULATING VALVE ASSEMBLY**

Item No.	Part No.	Description	No. Req'd.
A	228499	VALVE ASSY (Inc. 1 thru 5, 8 thru 14)	1
1	222041	STOP, Piston	1
2	25K-40024	"O" RING, Piston Stop	1
3	214668	SPRING, Pressure — Outer	1
4	227292	SPRING, Regulator — Inner	1
5	633157	PIN, Piston Stop Roll	1
6	4E-07	LKWSHR, Valve to Converter Housing	4
7	1C-722	BOLT, Valve to Converter Housing	4
8	40K-04	PLUG, Pressure Tap Pipe	1
9	227076	BODY, Pressure Regulating Valve	1
10	633157	PIN, Piston Stop Roll	1
11	13F-08	PLUG, Pipe	1
12	228500	PISTON, Regulating Valve	1
13	25K-40024	"O" RING, Piston Stop	1
14	222041	STOP, Piston	1
15	227087	GASKET, Valve to Converter Housing	1

**WHEN ORDERING PARTS, ALWAYS STATE MODEL AND SERIAL NO. OF MACHINE**



[ 38 ]

HYDRAULIC SYSTEM — TRANSMISSION AND TORQUE CONVERTER

TS-8118-P

**HYDRAULIC SYSTEM — TRANSMISSION AND TORQUE CONVERTER**

Item No.	Part No.	Description	No. Req'd.	Item No.	Part No.	Description	No. Req'd.
1	—	RADIATOR — See Index	—	37	545204	ADAPTER UNION (Inc. 38)	1
2	40K-04	PLUG, Pipe	1	38	91F-8	"O" RING, Adapter Union	1
3	593465	ADAPTER UNION	1	39	228190	FILTER ASSY (Inc. 39A)	1
4	546829	HOSE, Tube to Radiator	1	39A	215502	† CARTRIDGE KIT, Filter	1
5	547007	HOSE, Torque Converter to Tube	1	40	547563	"U" BOLT, Tube to Frame	1
6	661428	ADAPTER UNION	1	41	18D-04	NUT, "U" Bolt	2
7	588399	ADAPTER (Inc. 8)	1	42	17C-628	BOLT, Filter Mounting	4
8	91F-11	"O" RING, Adapter	1	43	545204	ADAPTER UNION (Inc. 52)	1
9	—	TORQUE CONVERTER — See Index	—	44	570540	TUBE, Converter to Transmission	1
10	91F-11	"O" RING, Adapter	1	45	18D-04	NUT, "U" Bolt	2
11	588399	ADAPTER (Inc. 10)	1	46	31F-5	ADAPTER UNION	1
12	633332	ADAPTER UNION	1	47	546803	HOSE, Converter to Tube	1
13	25K-40116	"O" RING, Flange Half	1	48	547563	"U" BOLT, Tube to Frame	3
14	663094	FLANGE HALF, Stem to Pump	2	49	18D-04	NUT, "U" Bolt	6
15	4E-07	LKWSHR, Flange Half to Pump	4	50	1526864	TUBE, Radiator to Filter	1
16	17C-724	BOLT, Flange Half to Pump	4	51	546803	HOSE, Tube to Filter	1
17	564256	STEM, Suction	1	52	91F-8	"O" RING, Adapter Union	1
18	540129	CLAMP, Hose to Stem	1	53	551835	WASHER, Filter Mounting	4
19	585884	HOSE, Stem to Tube	1	54	18D-06	NUT, Filter Mounting	4
20	540129	CLAMP, Hose to Tube	1	55	526676	ADAPTER UNION (Inc. 56)	1
21	1526866	TUBE, Suction	1	56	91F-8	"O" RING, Adapter Union	1
22	1526868	TUBE, Pump to Filter	1	57	91F-8	"O" RING, Adapter Union	1
23	547563	"U" BOLT, Tube to Frame	1	58	551835	WASHER, Filter Mounting	4
24	540129	CLAMP, Hose to Tube	1	59	18D-06	NUT, Filter Mounting	4
25	585884	HOSE, Tube to Tube	1	60	546803	HOSE, Filter to Transmission	1
26	540129	CLAMP, Hose to Tube	1	61	526676	ADAPTER UNION (Inc. 57)	1
27	18D-04	NUT, "U" Bolt	2	62	228190	FILTER ASSY (Inc. 62A)	1
28	1526867	TUBE, Suction	1	62A	215502	† CARTRIDGE KIT, Filter	1
29	540129	CLAMP, Hose to Tube	1	63	18C-628	BOLT, Filter Mounting	4
30	585884	HOSE, Tube to Stem	1	64	546829	HOSE, Filter to Transmission	1
31	540129	CLAMP, Hose to Stem	1	65	31F-5	ADAPTER UNION	1
32	559192	STEM	1	66	522969	ADAPTER (Inc. 67)	1
33	25K-40128	"O" RING, Flange Half	1	67	91F-10	"O" RING, Adapter	1
34	91F-10	"O" RING	1	68	547007	HOSE, Tube to Transmission	1
35	522969	ADAPTER (Inc. 34)	1	69	31F-5	ADAPTER UNION	1
36	31F-5	ADAPTER UNION	1	70	522969	ADAPTER (Inc. 71)	1

†Not Illustrated

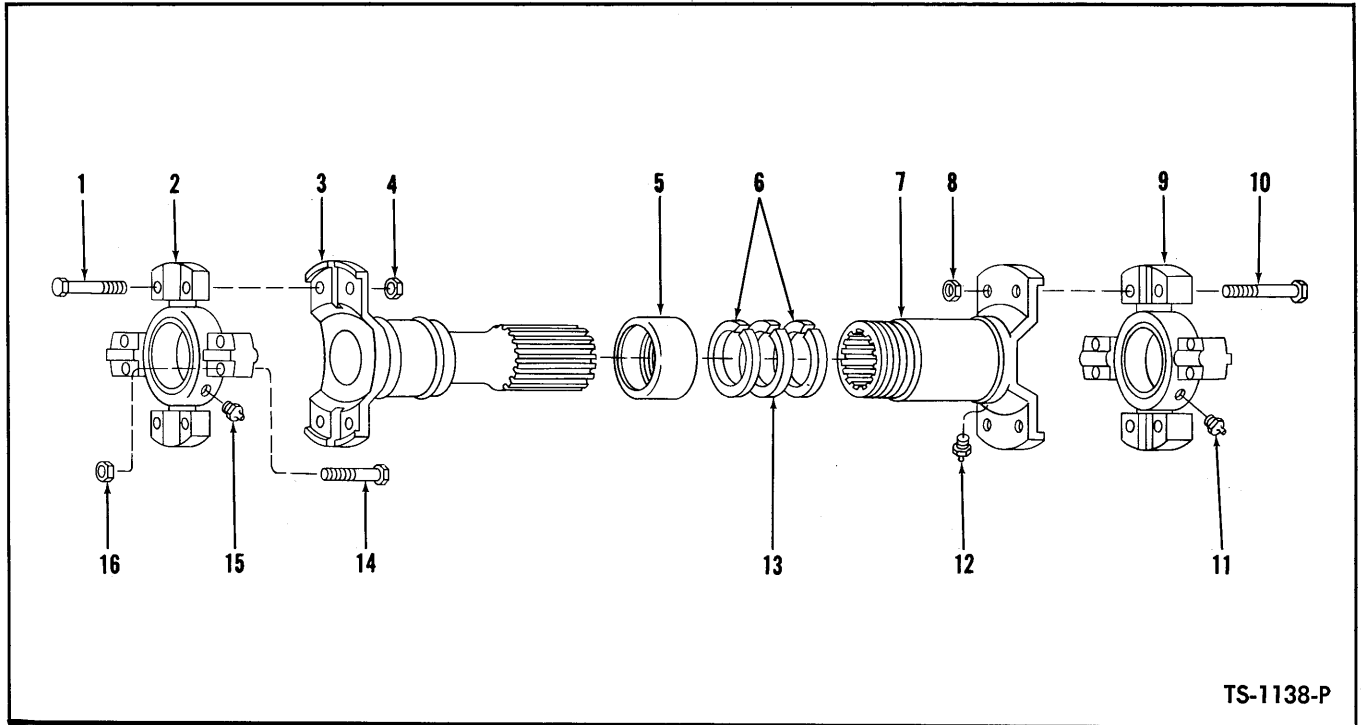
**WHEN ORDERING PARTS, ALWAYS STATE MODEL AND SERIAL NO. OF MACHINE**

**HYDRAULIC SYSTEM — TRANSMISSION AND TORQUE CONVERTER (Continued)**

Item No.	Part No.	Description	No. Req'd.	Item No.	Part No.	Description	No. Req'd.
71	91F-10	"O" RING, Adapter .....	1	101	667291	STEM, Tube to Converter .....	1
72	—	TRANSMISSION — See Index .....	—	102	540129	CLAMP, Hose to Stem .....	1
73	25K-40128	"O" RING, Flange Half .....	1	103	585884	HOSE, Tube to Stem .....	1
74	559192	STEM .....	1	104	540129	CLAMP, Hose to Tube .....	1
75	663095	FLANGE HALF, Stem to Transmission ..	2	105	1526865	TUBE, Drain .....	1
76	4E-08	LKWSHR, Flange Half to Transmission	4	106	17C-636	BOLT, Flange Half & Junction Block to Converter .....	4
77	17C-824	BOLT, Flange Half to Transmission ....	4	107	4E-06	LKWSHR, Flange Half & Junction Block to Converter .....	4
78	663095	FLANGE HALF, Stem to Transmission ..	2	108	25K-40110	"O" RING, Hose to Junction Block ....	1
79	4E-08	LKWSHR, Flange Half to Transmission	4	109	1527114	JUNCTION BLOCK .....	1
80	17C-824	BOLT, Flange Half to Transmission ....	4	110	18D-06	NUT, Hanger to Frame .....	1
81	540129	CLAMP, Hose to Stem .....	1	111	551835	WASHER, Hanger to Frame .....	1
82	585884	HOSE, Tube to Stem .....	1	112	18D-04	NUT, "U" Bolt .....	2
83	540129	CLAMP, Hose to Tube .....	1	113	1526916	HANGER, Tube to Frame .....	1
84	594355	"U" BOLT, Tube to Frame .....	1	114	594355	"U" BOLT, Tube to Hanger .....	1
85	18D-04	NUT, "U" Bolt .....	2	115	551835	WASHER, Hanger to Frame .....	1
86	594355	"U" BOLT, Tube to Frame .....	1	116	18C-620	BOLT, Hanger to Frame .....	1
87	18D-04	NUT, "U" Bolt .....	2	117	547563	"U" BOLT, Tube to Frame .....	1
88	18D-06	NUT, Hanger to Frame .....	1	118	18D-04	NUT, "U" Bolt .....	2
89	551835	WASHER, Hanger to Frame .....	1	119	547563	"U" BOLT, Tube to Frame .....	1
90	1526915	HANGER, Tube to Frame .....	1	120	18D-04	NUT, "U" Bolt .....	2
91	551835	WASHER, Hanger to Frame .....	1	121	570098	TUBE, Radiator to Converter .....	1
92	18C-620	BOLT, Hanger to Frame .....	1	122	546829	HOSE, Tube to Radiator .....	1
93	594355	"U" BOLT, Tube to Hanger .....	1	123	40K-04	PLUG, Pipe .....	1
94	18D-04	NUT, "U" Bolt .....	2	124	593465	ADAPTER UNION .....	1
95	547563	"U" BOLT, Tube to Frame .....	1	125	551321	†SENDER, Torque Converter Temperature .....	1
96	36F-5	ADAPTER UNION .....	1	126	14D-10	†NUT .....	1
97	588393	HOSE, Pump to Tube .....	1	127	12E-10	†LKWSHR .....	1
98	31F-6	ADAPTER UNION .....	1				
99	25K-40110	"O" RING, Junction Block to Converter .....	1				
100	663093	FLANGE HALF, Hose to Junction Block	2				

†Not Illustrated

**WHEN ORDERING PARTS, ALWAYS STATE MODEL AND SERIAL NO. OF MACHINE**



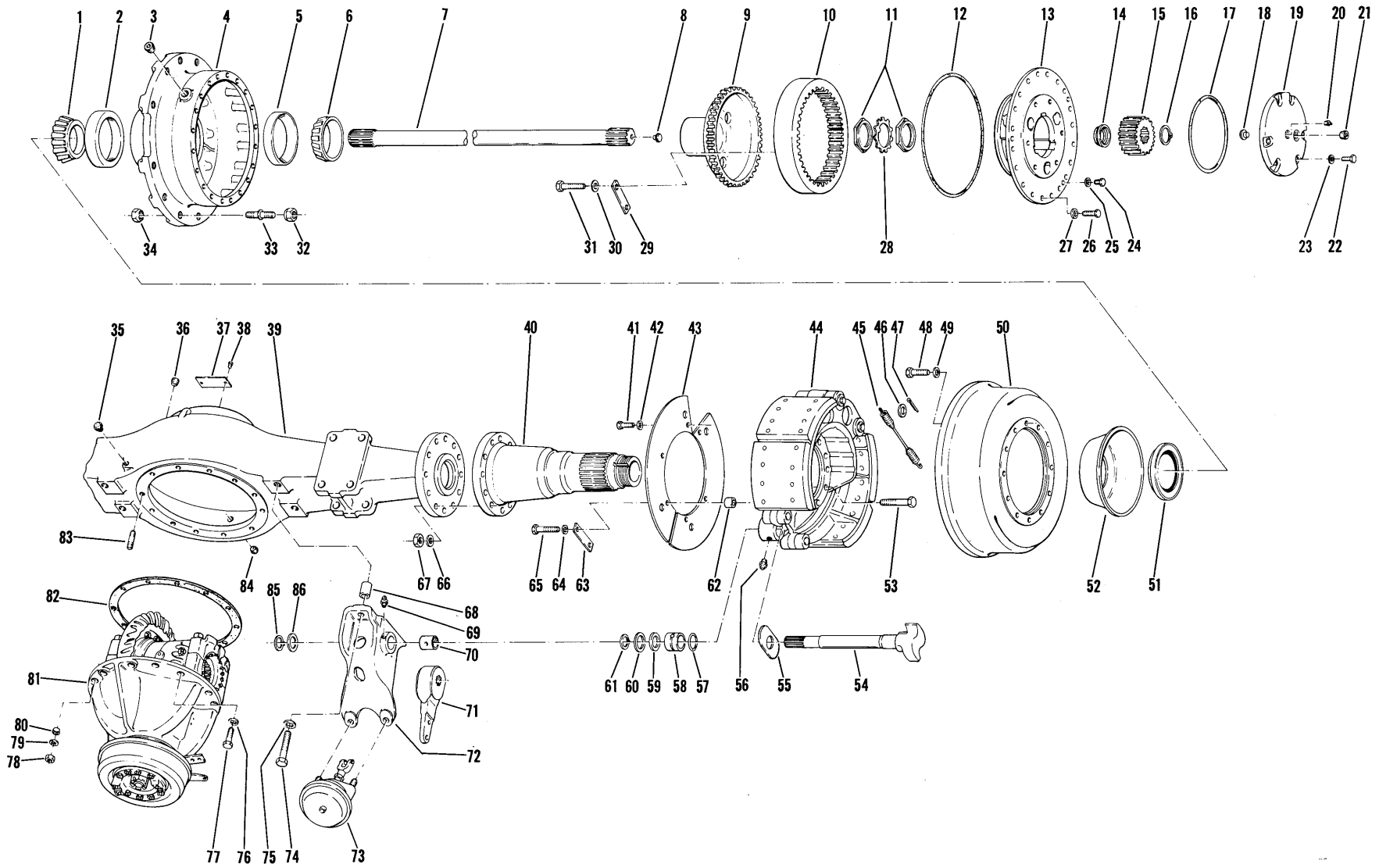
TS-1138-P

**PROPELLER SHAFTS**

Item No.	Transmission to Axle	Converter to Transmission	Description	No. Req'd.
A	1530206	570352	PROPELLER SHAFT ASSY (Inc. 1 thru 16) .....	1
1	940229	940229	BOLT, Spider & Bearing to Stub End & Yoke .....	4
2	941573	942735	SPIDER & BEARING (Inc. 2A) .....	1
2A	941509	941509	†SEAL, Spider & Bearing Grease .....	4
3	946931	946187	STUB END & YOKE .....	1
4	8D-08	8D-08	NUT, Spider & Bearing to Stub End & Yoke .....	4
5	940256	940250	RETAINER, Felt .....	1
6	940257	940251	WASHER, Felt Retainer .....	2
7	945762	942734	SLIP YOKE (Inc. 12) .....	1
8	8D-08	8D-08	NUT, Spider & Bearing to Slip Yoke .....	4
9	944686	942735	SPIDER & BEARING ASSY (Inc. 9A) .....	1
9A	943420	941509	†SEAL, Spider & Bearing Grease .....	4
10	943430	940229	BOLT, Spider & Bearing to Slip Yoke .....	4
10A	943430	940229	†BOLT, Spider & Bearing to Axle .....	4
11	1300453	944688	FITTING, Spider & Bearing Grease .....	1
12	10H-25	10H-25	FITTING, Slip Yoke Grease .....	1
13	940259	942749	WASHER, Felt .....	1
14	940229	940229	BOLT, Spider & Bearing Attaching .....	4
15	10H-35	944688	FITTING, Spider & Bearing Grease .....	1
16	8D-08	8D-08	NUT, Spider & Bearing Attaching .....	8

†Not Illustrated

**WHEN ORDERING PARTS, ALWAYS STATE MODEL AND SERIAL NO. OF MACHINE**



AXLE ASSEMBLY — FRONT DRIVE

TS-8127-P



**AXLE ASSEMBLY — FRONT DRIVE**

Item No.	Part No.	Description	No. Req'd.	Item No.	Part No.	Description	No. Req'd.
A	190163	AXLE ASSY (Inc. 1 thru 31, 33 thru 40, 44 thru 61, 66 thru 86) .....	1	46	619027	WASHER, Brake Shoe Return Spring ..	4
1	774025	CONE, Hub Bearing — Inner .....	2	47	1F-412	COTTER, Washer to Spring .....	4
2	774024	CUP, Hub Bearing — Inner .....	2	48	118358	BOLT, Brake Drum to Hub .....	24
3	119469	PLUG, Planet Filler .....	2	49	104412	WASHER, Brake Drum to Hub .....	24
4	118943	HUB ASSY (Inc. 2, 5) .....	2	50	110348	DRUM, Brake .....	2
5	1304047	CUP, Hub Bearing — Outer .....	2	51	112412	SEAL, Hub Oil .....	2
6	1304048	CONE, Hub Bearing — Outer .....	2	52	117445	CATCHER, Oil .....	2
7	118783	SHAFT, Axle (Inc. 8) .....	2	53	118349	BOLT, Brake & Spindle Attaching .....	20
8	118785	BUTTON, Axle Shaft Thrust .....	2	54	114211	CAMSHAFT — R.H. ....	1
9	119218	HUB, Internal Gear .....	2	54A	114212	†CAMSHAFT — L.H. ....	1
10	119217	GEAR, Internal Ring .....	2	55	107735	WASHER, Camshaft Thrust .....	2
11	110559	NUT, Spindle .....	4	56	12H-15	FITTING, Brake Spider Grease .....	2
12	118791	"O" RING, Planet Carrier .....	2	57	25K-60124	"O" RING, Camshaft .....	2
13	—	PLANET CARRIER ASSY — See Index .....	—	58	107739	BUSHING, Brake Spider .....	2
14	118787	WASHER, Spindle Thrust .....	2	59	11E-135	RETAINER, Camshaft Grease .....	2
15	118782	GEAR, Sun .....	2	60	107736	WASHER, Camshaft Grease Retainer .....	2
16	224066	RING, Sun Gear Retaining .....	2	61	660516	RING, Bushing Retaining .....	2
17	118790	"O" RING, Thrust Cap .....	2	62	655673	*SPACER, Dust Cover .....	8
18	118785	BUTTON, Thrust Cap .....	2	63	112695	*PLATE, Dust Cover Reinforcing .....	2
19	118788	CAP ASSY, Sun Gear Thrust (Inc. 18) .....	2	64	4E-06	*LKWSHR, Dust Cover .....	4
20	10F-02	PLUG, Thrust Cap .....	2	65	1C-636	*BOLT, Dust Cover .....	4
21	11F-12	PLUG, Thrust Cap .....	2	66	104412	WASHER, Brake & Spindle Attaching .....	20
22	1C-720	BOLT, Thrust Cap to Planet Carrier ..	18	67	106998	NUT, Brake & Spindle Attaching .....	20
23	112278	WASHER, Thrust Cap to Planet Carrier ..	18	68	110941	SPACER, Air Chamber Bracket to Housing .....	4
24	1C-908	BOLT, Planet Puller Hole .....	6	69	10H-25	FITTING, Air Chamber Bracket Grease .....	2
25	3E-09	LKWSHR, Planet Puller Hole Bolt .....	6	70	102189	BUSHING, Air Chamber Bracket .....	2
26	117225	BOLT, Planet Carrier to Hub .....	40	71	107013	**ADJUSTER, Brake Slack — B.W. #226563 .....	2
27	106547	WASHER, Planet Carrier to Hub .....	40	72	104204	BRACKET, Air Chamber — R.H. (Inc. 70) .....	1
28	118786	LOCK, Spindle Nut .....	2	72A	104203	†BRACKET, Air Chamber — L.H. (Inc. 70) .....	1
29	119214	PLATE, Hub to Gear Retaining .....	12	73	120100	**AIR CHAMBER — B.W. #281353 (Inc. 73A) .....	2
30	4E-08	LKWSHR, Hub to Gear .....	24	73A	882444	†DIAPHRAGM, Air Chamber .....	2
31	4C-820	BOLT, Hub to Gear .....	24	74	1C-1056	BOLT, Bracket to Housing .....	4
32	64D-12	NUT, Wheel .....	38	75	4E-10	LKWSHR, Bracket to Housing .....	4
32A	1520748	†WASHER, Wheel Nut .....	38	76	104412	WASHER, Carrier to Housing .....	10
33	120218	STUD, Wheel .....	38	77	17C-1028	BOLT, Carrier to Housing .....	10
34	103076	NUT, Wheel Stud .....	38	78	64D-10	NUT, Carrier to Housing .....	4
35	103452	BREATHER, Housing .....	1	79	104412	WASHER, Carrier to Housing .....	4
36	11F-12	PLUG, Housing Filter .....	1	80	119141	DOWEL, Carrier to Stud .....	4
37	—	§NAME PLATE .....	—	81	—	DIFFERENTIAL & CARRIER ASSY — See Index .....	—
38	—	§NAME PLATE SCREW .....	—	82	110607	GASKET, Carrier to Housing .....	1
39	118798	HOUSING, Axle .....	1	83	117336	STUD, Carrier to Housing .....	4
40	118781	SPINDLE .....	2	84	119469	PLUG, Housing Drain .....	1
41	1C-632	*BOLT, Dust Cover .....	4	85	659764	RING, Camshaft Retaining .....	2
42	4E-06	*LKWSHR, Dust Cover .....	4	86	107010	WASHER, Camshaft .....	2
43	119046	*COVER, Brake Dust .....	4				
44	—	BRAKE ASSY — See Index .....	—				
45	119650	SPRING, Brake Shoe Return .....	2				

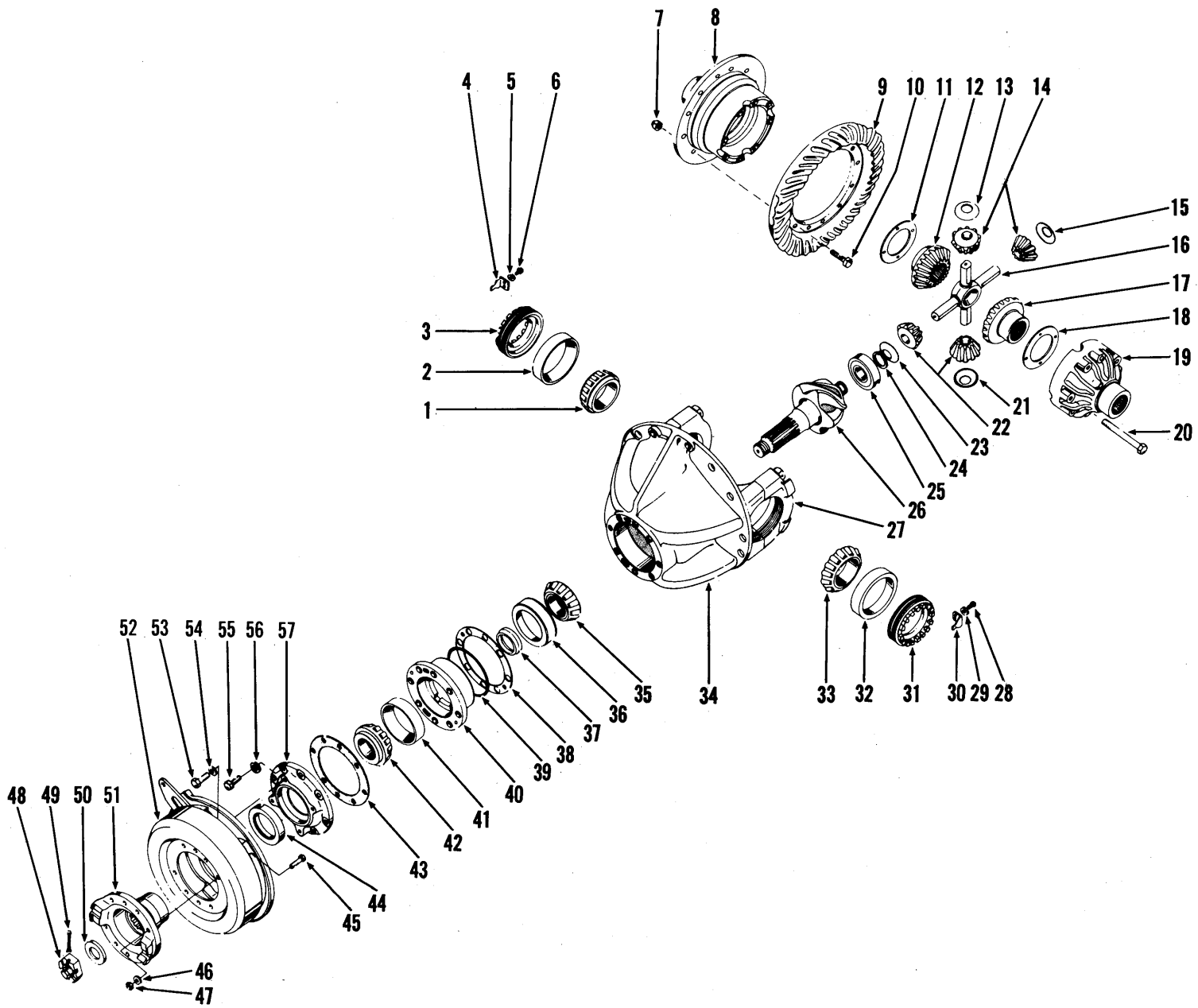
†Not Illustrated

§Not Sold Separately

\*NOTE: Optional Equipment — Not furnished with machine.

\*\*NOTE: Your local authorized Bendix-Westinghouse Distributor is equipped to service components of these parts.

**WHEN ORDERING PARTS, ALWAYS STATE MODEL AND SERIAL NO. OF MACHINE**



DIFFERENTIAL AND CARRIER ASSEMBLY — FRONT

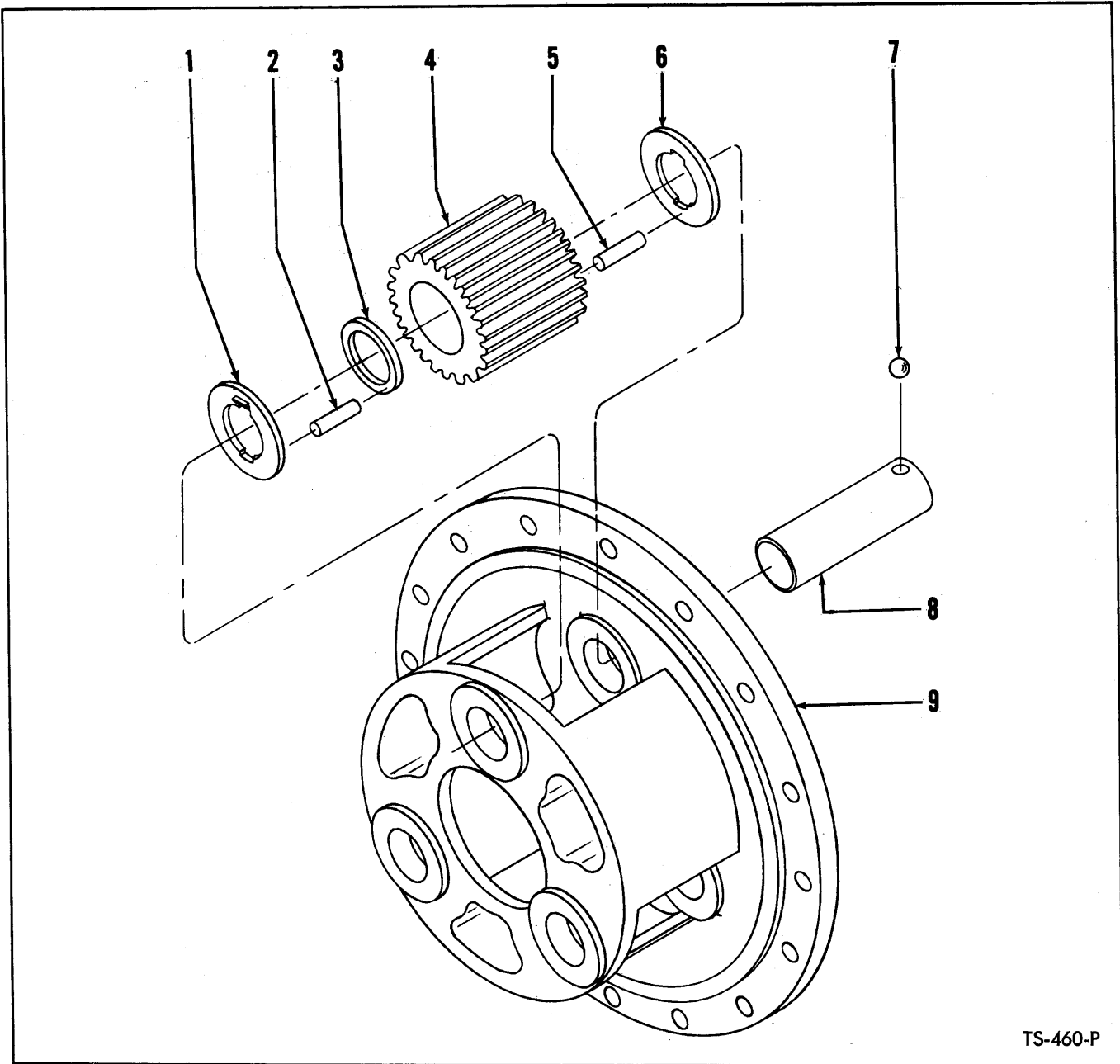
TS-5235-P

**DIFFERENTIAL AND CARRIER ASSEMBLY — FRONT DRIVE**

Item No.	Part No.	Description	No. Req'd.	Item No.	Part No.	Description	No. Req'd.
A	119263	DIFF. & CARRIER ASSY KIT (Inc. 1 thru 57) .....	1	33	742261	CONE, Differential Bearing .....	1
1	742261	CONE, Differential Bearing .....	1	34	815780	*CARRIER ASSY KIT, Differential (Inc. 27, 27A, 27B) .....	1
2	675255	CUP, Differential Bearing .....	1	35	710034	CONE, Center Pinion Bearing .....	1
3	110539	NUT, Differential Adjusting .....	1	36	710035	CUP, Center Pinion Bearing .....	1
4	100941	LOCK, Differential Adjusting Nut .....	1	37	815377	KIT, Pinion Bearing Spacer .....	1
5	4E-06	LKWSHR, Adjusting Nut Lock .....	1	38	110543	‡SHIM, Pinion Bearing Cage (.004) .....	—
6	3C-614	BOLT, Adjusting Nut Lock .....	1	38A	110544	‡SHIM, Pinion Bearing Cage (.007) .....	—
7	110523	NUT, Ring Gear .....	12	38B	110545	‡SHIM, Pinion Bearing Cage (.010) .....	—
8	—	§DIFF. CASE, Flange Half — See 61 .....	1	39	25K-40616	"O" RING, Pinion Bearing Cage .....	1
9	—	§RING GEAR — See 60 .....	1	40	111691	CAGE ASSY, Pinion Bearing (Inc. 36, 41) .....	1
10	110522	BOLT, Ring Gear .....	12	41	774198	CUP, Outer Pinion Bearing .....	1
11	119139	WASHER, Side Gear Thrust .....	1	42	774197	CONE, Outer Pinion Bearing .....	1
12	110528	GEAR, Differential Side .....	1	43	110541	GASKET, Oil Seal Retainer .....	1
13	119138	WASHER, Differential Pinion Thrust ..	1	44	111750	SEAL, Pinion Oil .....	1
14	815747	PINION KIT, Differential (Inc. 22) ....	1	45	104471	BOLT, Drum to Flange .....	8
15	119138	WASHER, Differential Pinion Thrust ..	1	46	4E-07	LKWSHR, Drum to Flange .....	8
16	110529	SPIDER, Differential .....	1	47	62D-07	NUT, Drum to Flange .....	8
17	110528	GEAR, Differential Side .....	1	48	107977	NUT, Pinion Shaft .....	1
18	119139	WASHER, Side Gear Thrust .....	1	49	1F-748	COTTER, Pinion Shaft Nut .....	1
19	—	§DIFF. CASE, Plain Half — See 61 .....	1	50	107978	WASHER, Pinion Shaft .....	1
20	110532	BOLT, Differential Case .....	8	51	114259	FLANGE, Companion .....	1
21	119138	WASHER, Differential Pinion Thrust ....	1	52	—	PARKING BRAKE — See Index .....	—
22	—	§PINION, Differential — See 14 .....	—	52A	107481	†DRUM, Brake .....	1
23	119138	WASHER, Differential Pinion Thrust ....	1	53	1C-924	BOLT, Brake Attaching .....	4
24	224083	RING, Inner Pinion Retaining .....	1	54	4E-09	LKWSHR, Brake Attaching .....	4
25	774199	BEARING, Inner Pinion .....	1	55	1C-1036	BOLT, Oil Seal Retainer .....	8
26	—	§PINION — See 60 .....	1	56	4E-10	LKWSHR, Oil Seal Retainer .....	8
27	—	§CAP, Differential — See 34 .....	2	57	111695	RETAINER, Pinion Oil Seal .....	1
27A	110536	†BOLT, Carrier Cap .....	4	58	119430	†DIFF. ASSY (Inc. 7 thru 23, 26) .....	1
27B	111658	†WASHER, Carrier Cap .....	4	59	119431	†DIFF. BODY SUB-ASSY (Inc. 8, 11 thru 23) .....	1
28	3C-614	BOLT, Adjusting Nut Lock .....	1	60	118982	†GEAR & PINION SET (Inc. 9, 26) .....	1
29	4E-06	LKWSHR, Adjusting Nut Lock .....	1	61	815786	†DIFF. CASE KIT (Inc. 8, 13, 15, 19 thru 21, 23) .....	1
30	100941	LOCK, Differential Adjusting Nut .....	1				
31	110539	NUT, Differential Adjusting .....	1				
32	675255	CUP, Differential Bearing .....	1				

NOTE: 815780 Kit also includes 4 — 117336 Stud, 4 — 119141 Dowel and 4 — 64D-10 Nut for mounting Differential and Carrier Assembly to Axle Housing.  
 §Not Sold Separately  
 †Not Illustrated  
 ‡As Required

**WHEN ORDERING PARTS, ALWAYS STATE MODEL AND SERIAL NO. OF MACHINE**

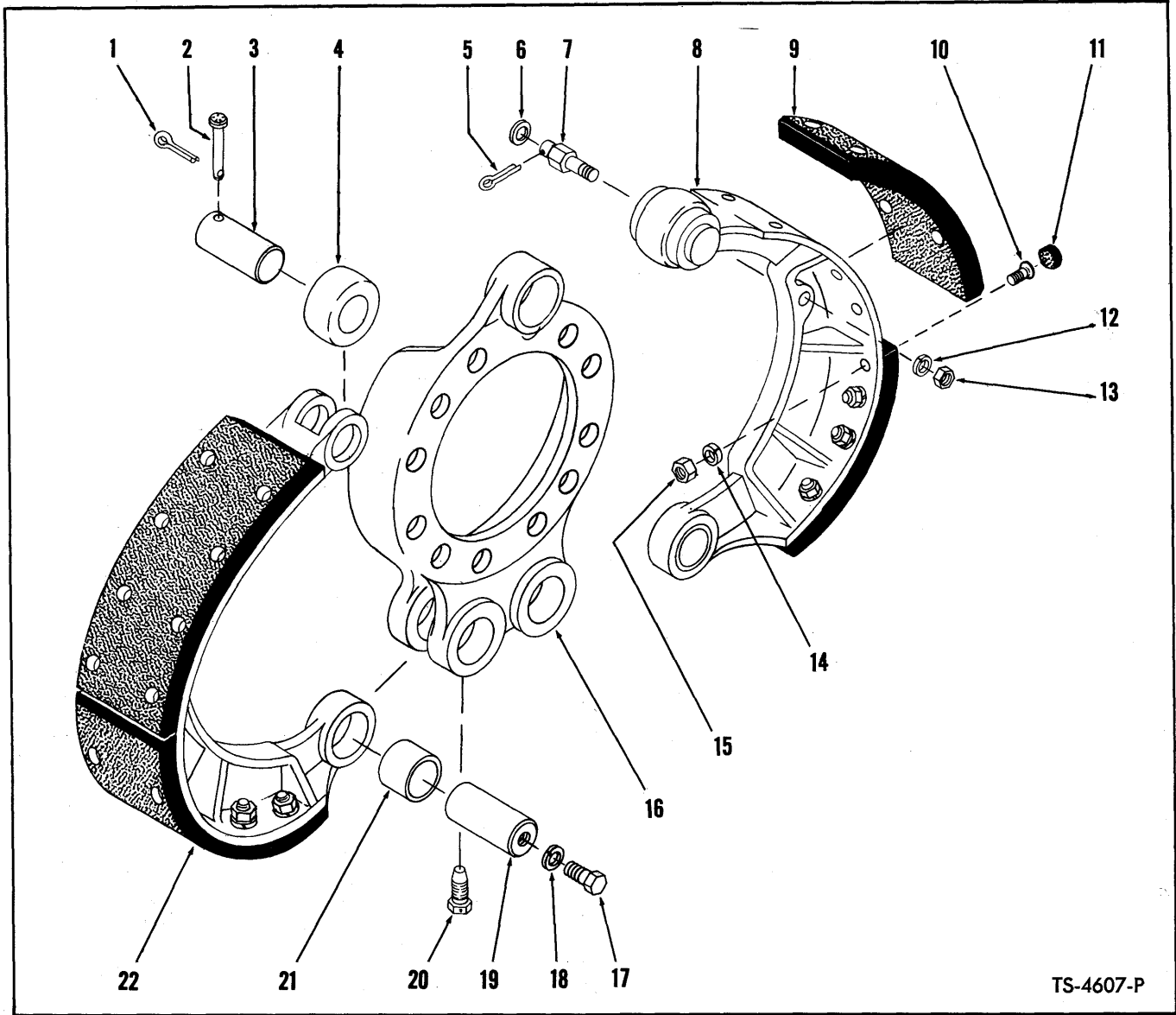


TS-460-P

**PLANET CARRIER ASSEMBLY – FRONT**

Item No.	Part No.	Description	No. Req'd.
A	118771	CARRIER ASSY (Inc. 1 thru 9) .....	2
NOTE: Two Carriers are used on axle – Quantities listed below are for (1) Carrier.			
1	118774	WASHER, Pinion Thrust .....	3
2	118803	ROLLER, Pinion .....	84
3	118775	SPACER, Pinion Roller .....	3
4	118776	PINION .....	3
5	118803	ROLLER, Pinion .....	84
6	118774	WASHER, Pinion Thrust .....	3
7	10J-12	BALL, Pinion Shaft Lock .....	3
8	118773	SHAFT, Pinion .....	3
9	118772	CARRIER, Planet .....	1

**WHEN ORDERING PARTS, ALWAYS STATE MODEL AND SERIAL NO. OF MACHINE**



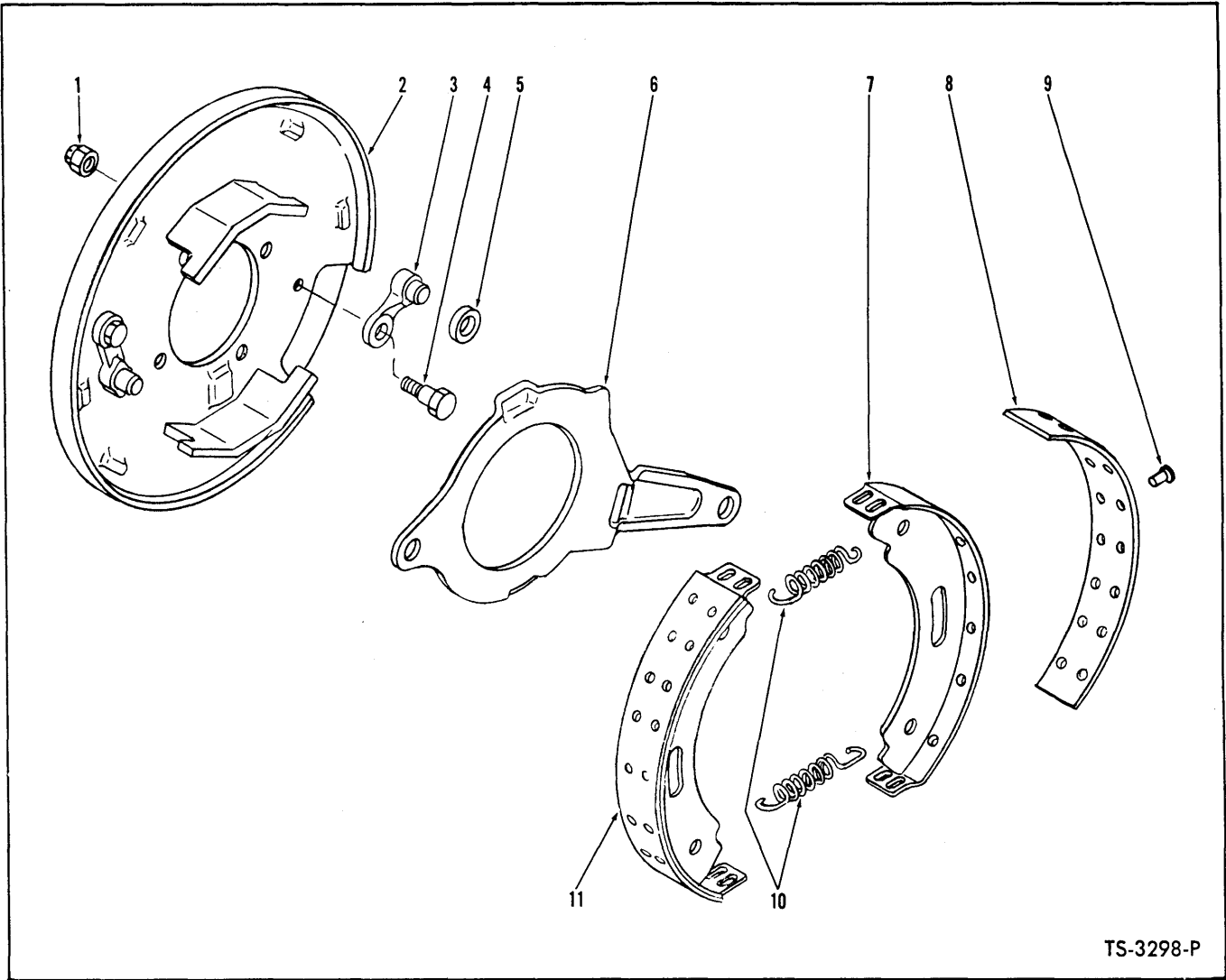
TS-4607-P

**BRAKE ASSEMBLY – FRONT**

Item No.	Part No.	Description	No. Req'd.	Item No.	Part No.	Description	No. Req'd.
A	120270	BRAKE ASSY, Front (Inc. 1 thru 4, 7 thru 21)	2	10	111439	SCREW, Lining to Shoe	32
<p><b>NOTE: Two Brakes used on machine – Quantities listed below are for one Brake</b></p>				11	113249	PLUG, Brake Lining	32
1	1F-308	COTTER, Roller Pin Lock Pin	2	12	4E-06	LKWSHR, Spring Anchor Pin	2
2	110855	PIN, Cam Roller Pin Lock	2	13	62D-06	NUT, Spring Anchor Pin	2
3	112211	PIN, Brake Cam Roller	2	14	24E-06	LKWSHR, Lining to Shoe	32
4	112210	ROLLER, Brake Cam	2	15	62D-06	NUT, Lining to Shoe	32
5	1F-412	COTTER, Spring Anchor Pin	2	16	118767	SPIDER, Front Brake	1
6	619027	WASHER, Spring Anchor Pin	2	17	1C-812	BOLT, Puller Hole Plug	2
7	112216	PIN, Spring Anchor	2	18	4E-08	LKWSHR, Puller Hole Plug	2
8	—	§SHOE, Brake – See 22	2	19	112213	PIN, Brake Shoe Anchor	2
9	—	LINING, Brake Shoe		20	109597	SCREW, Anchor Pin Set	2
9A	114306	Standard	4	21	112212	BUSHING, Brake Shoe	2
9B	114307	Oversize – 1/8"	4	22	114304	SHOE ASSY, Brake (Inc. 1 thru 4, 8 thru 11, 14, 15, 21)	2

§Not Sold Separately

**WHEN ORDERING PARTS, ALWAYS STATE MODEL AND SERIAL NO. OF MACHINE**



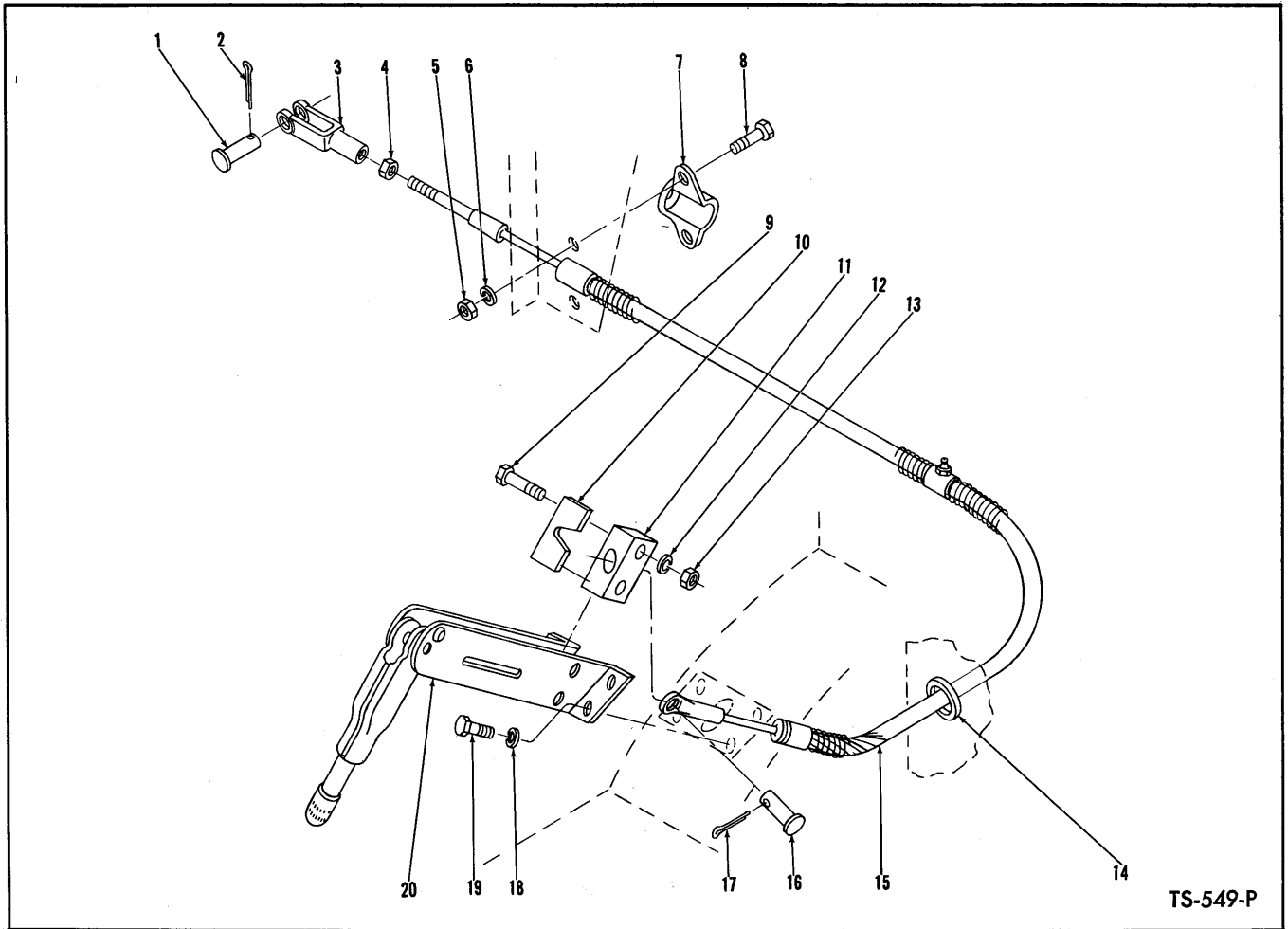
TS-3298-P

**BRAKE ASSEMBLY – PARKING**

Item No.	Part No.	Description	No. Req'd.
A	111696	BRAKE ASSY (Inc. 1 thru 11) .....	1
1	-----	§NUT, Pawl to Plate – See 3 .....	2
2	945047	PLATE, Brake Backing .....	1
3	886719	BRAKE PAWL KIT (Inc. 1, 4, 5) .....	2
4	-----	§BOLT, Pawl to Plate – See 3 .....	2
5	220968	ROLLER, Brake Actuating .....	1
6	220965	LEVER, Cam Operating .....	1
7	-----	§SHOE, Brake – See 11 .....	2
8	942405	LINING KIT, Brake Shoe (Inc. 9) .....	1
9	945051	RIVET, Lining to Shoe .....	28
10	220969	SPRING, Shoe Return .....	2
11	872712	SHOE ASSY, Brake (Inc. 7, 8, 9) .....	2

§Not Sold Separately

**WHEN ORDERING PARTS, ALWAYS STATE MODEL AND SERIAL NO. OF MACHINE**



TS-549-P

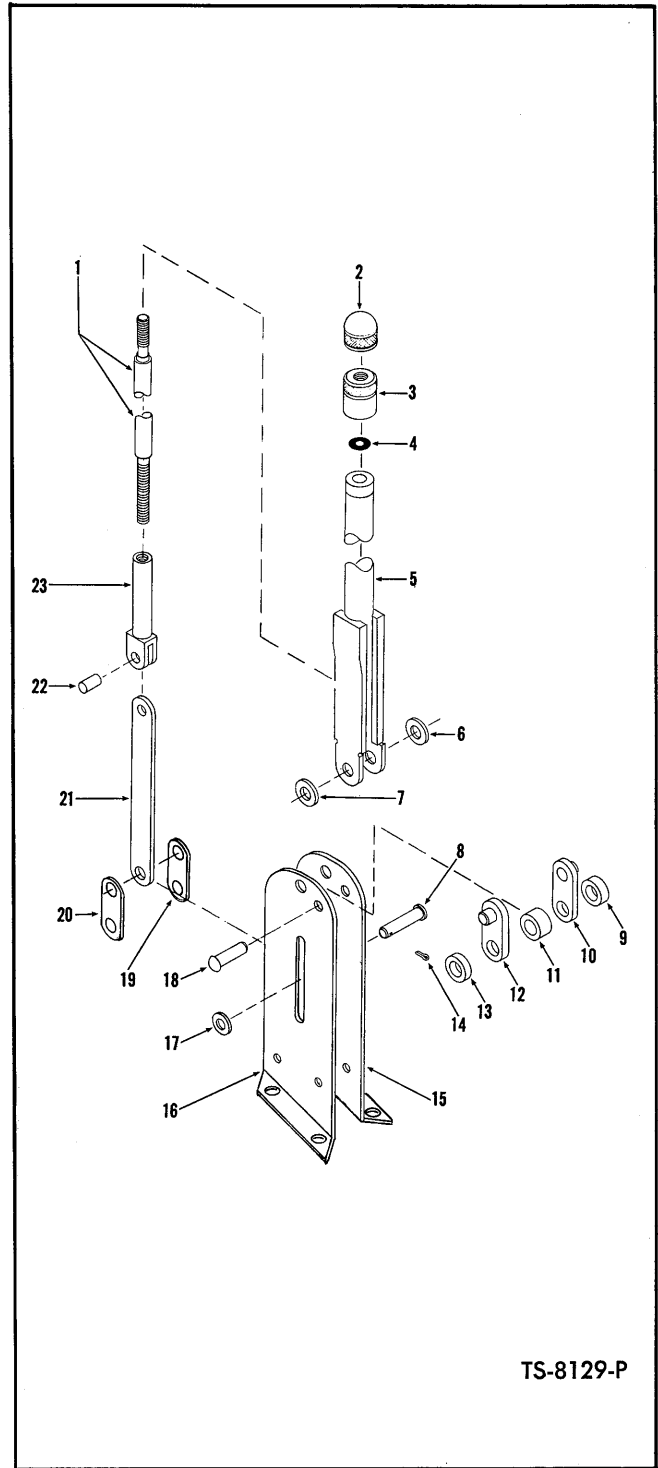
**PARKING BRAKE CONTROLS**

Item No.	Part No.	Description	No. Req'd.
1	4F-06106	PIN, Clevis to Brake .....	1
2	1F-312	COTTER, Clevis Pin .....	1
3	2J-6208	CLEVIS, Cable to Brake .....	1
4	8D-06	NUT, Clevis Jam .....	1
5	18D-05	NUT, Cable Clamp .....	2
6	-----	OMIT - Not Used on this Application .....	—
7	104645	CLAMP, Cable .....	1
8	18C-514	BOLT, Cable Clamp .....	2
9	18C-528	BOLT, Conduit Anchor Block .....	2
10	593028	RETAINER, Conduit Ferrule .....	1
11	593027	BLOCK, Conduit Anchor .....	1
12	-----	OMIT - Not Used on this Application .....	—
13	18D-05	NUT, Conduit Anchor Block .....	2
14	552438	GROMMET, Cable to Cockpit .....	1
15	1527543	CABLE, Parking Brake .....	1
16	4F-04051	PIN, Cable to Lever .....	1
17	1F-208	COTTER, Clevis Pin .....	1
18	4E-05	LKWSHR, Lever Attaching .....	4
19	18C-512	BOLT, Lever Attaching .....	4
20	-----	LEVER, Parking Brake Hand - See Index .....	1

**WHEN ORDERING PARTS, ALWAYS STATE MODEL AND SERIAL NO. OF MACHINE**

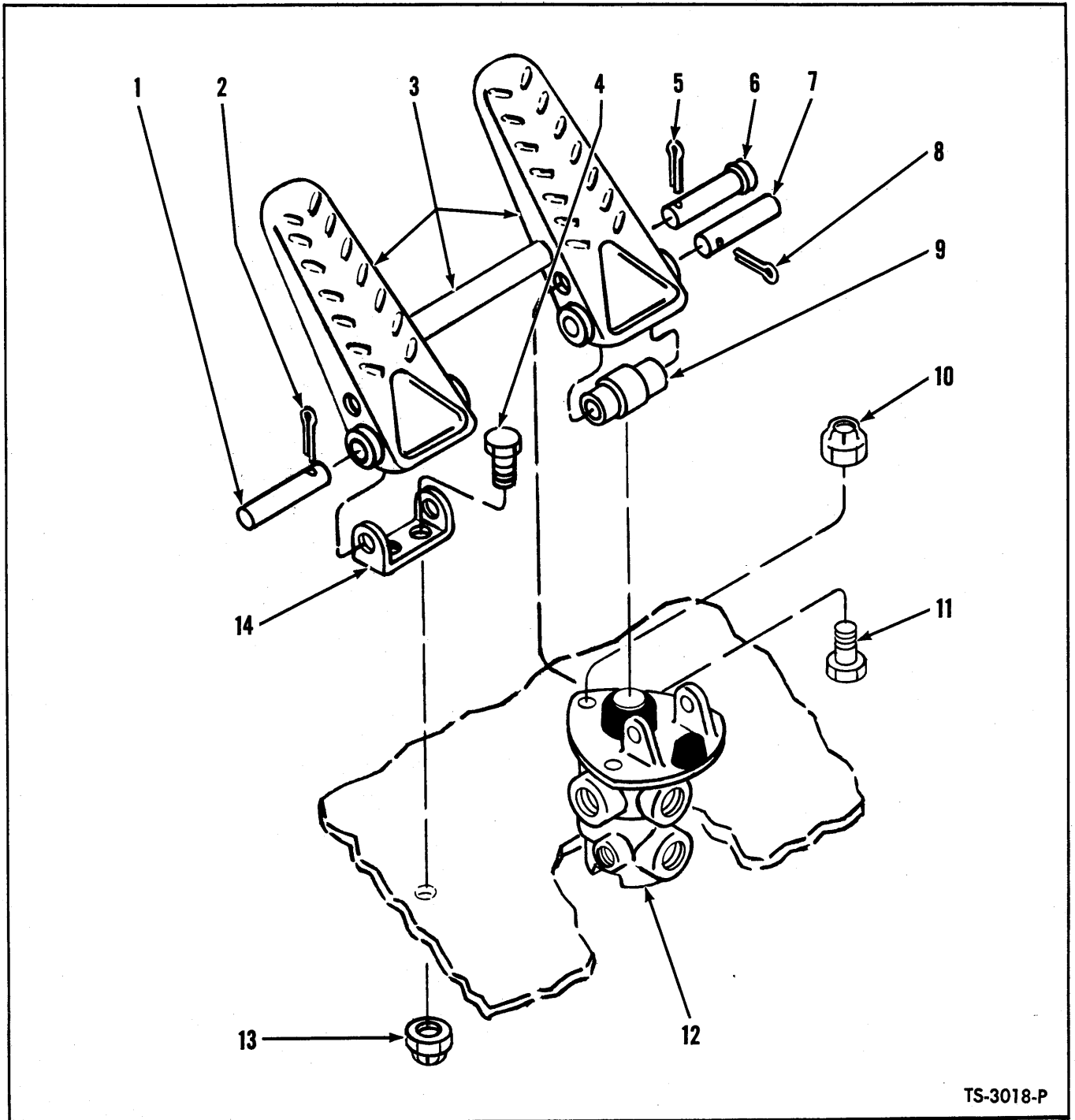
**PARKING BRAKE LEVER ASSEMBLY**

Item No.	Part No.	Description	No. Req'd.
A	593026	LEVER ASSY, Parking Brake (Inc. 1 thru 23) .....	1
1	946940	SCREW, Adjusting .....	1
2	941227	CAP, Adjusting Knob .....	1
3	941226	BASE, Adjusting Knob .....	1
4	25K-30014	"O" RING .....	1
5	946936	BODY, Brake Lever .....	1
6	619024	WASHER, Body to Bracket .....	1
7	619024	WASHER, Body to Bracket .....	1
8	862738	PIN, Adjusting Screw .....	1
9	862656	SPACER, Pivot Bracket .....	1
10	862653	BRACKET, Pivot .....	1
11	862655	SPACER, Pivot Bracket .....	1
12	862653	BRACKET, Pivot .....	1
13	862656	SPACER, Pivot Bracket .....	1
14	1F-312	COTTER, Link Pivot Pin .....	1
15	946938	BRACKET, Lever Mounting — R.H. ....	1
16	946937	BRACKET, Lever Mounting — L.H. ....	1
17	619019	WASHER, Link Pivot Pin .....	1
18	944054	RIVET, Pivot Bracket .....	1
19	946939	LINK .....	1
20	946939	LINK .....	1
21	862652	LINK, Adjusting Screw .....	1
22	941238	PIN, Link to Tube .....	1
23	862648	TUBE, Adjusting Screw .....	1



**WHEN ORDERING PARTS, ALWAYS STATE MODEL AND SERIAL NO. OF MACHINE**





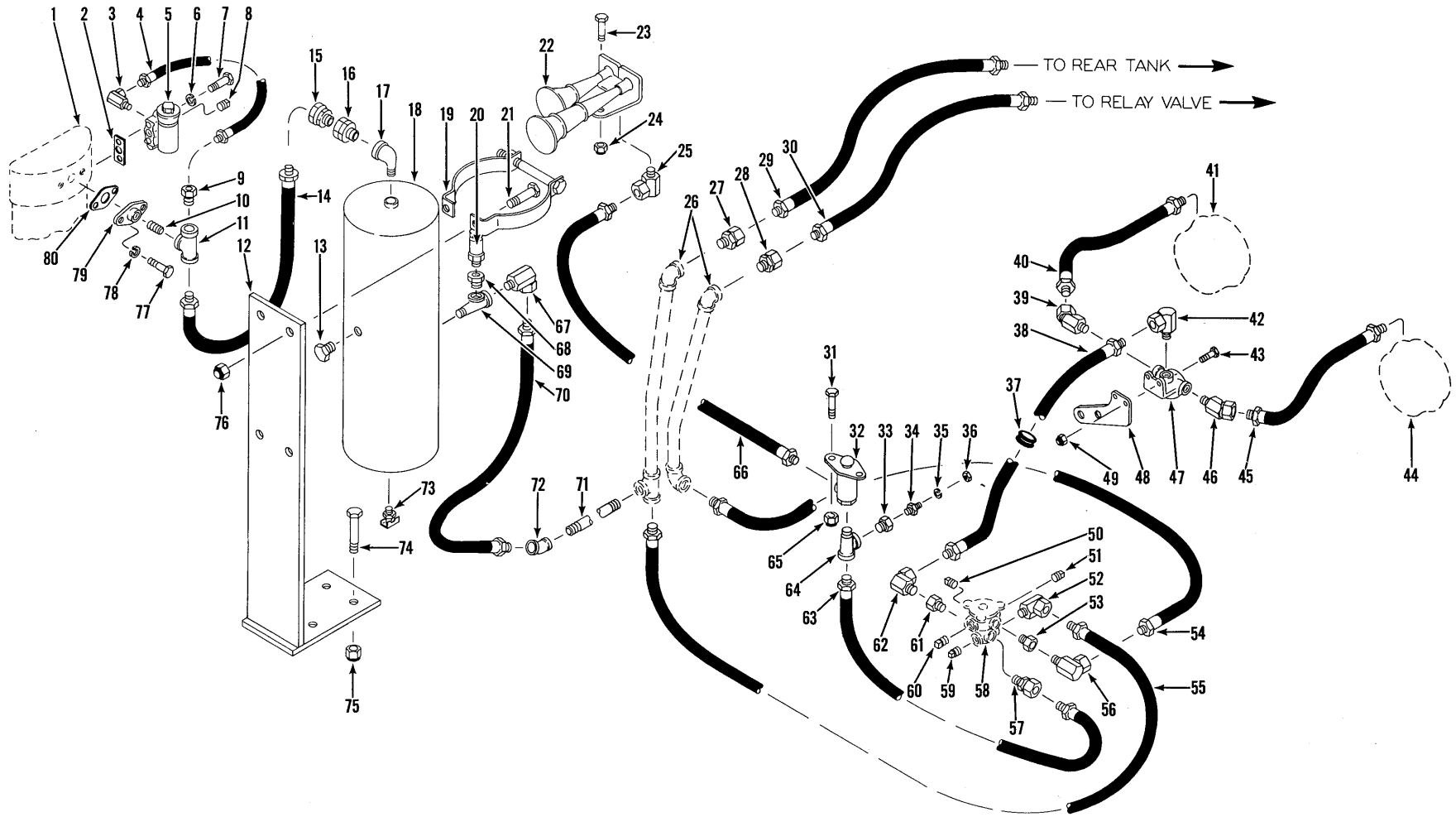
TS-3018-P

**BRAKE CONTROLS**

Item No.	Part No.	Description	No. Req'd.	Item No.	Part No.	Description	No. Req'd.
1	875767	PIN, Pedal to Base .....	1	8	1F-312	COTTER, Pedal to Valve Pin .....	1
2	1F-312	COTTER, Pedal to Base Pin .....	1	9	518259	ROLLER, Pedal .....	1
3	518261	PEDAL, Brake .....	1	10	18D-05	NUT, Valve to Floorboard .....	3
4	18C-516	BOLT, Base to Floorboard .....	2	11	18C-516	BOLT, Valve to Floorboard .....	3
5	1F-312	COTTER, Roller to Pedal Pin .....	1	12	556562	*VALVE, Air Brake — B.W. #277472..	1
6	875766	PIN, Roller to Pedal .....	1	13	18D-05	NUT, Base to Floorboard .....	2
7	875767	PIN, Pedal to Valve .....	1	14	594375	BASE, Pedal .....	1

\*NOTE: Your local authorized Bendix-Westinghouse Distributor is equipped to service components of this part.

**WHEN ORDERING PARTS, ALWAYS STATE MODEL AND SERIAL NO. OF MACHINE**



BRAKE AIR LINES — TRACTOR

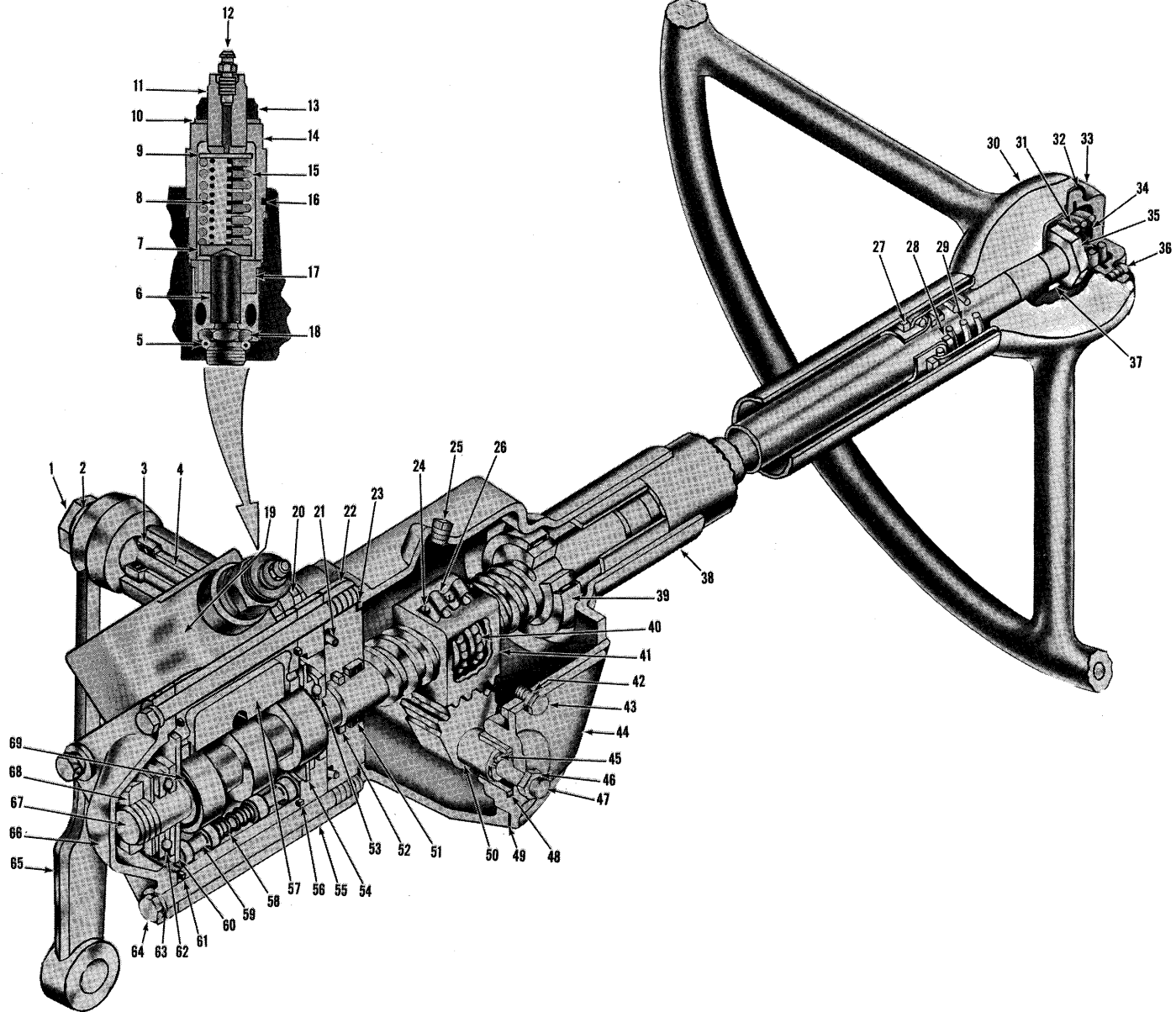
TS-8106-P

**BRAKE AIR LINES — TRACTOR**

Item No.	Part No.	Description	No. Req'd.	Item No.	Part No.	Description	No. Req'd.
1	————	AIR COMPRESSOR — See G.M. Engine Parts Manual .....	—	41	————	AIR CHAMBER — See Index .....	—
2	942646	GASKET, Governor to Compressor ....	1	42	31F-3	ADAPTER UNION, Hose to Q.R.V. ....	1
3	31F-1	ADAPTER UNION, Hose to Governor ..	1	43	18C-512	BOLT, Q.R.V. to Bracket .....	2
4	593650	HOSE, Governor to Compressor .....	1	44	————	AIR CHAMBER — See Index .....	—
5	540306	*GOVERNOR, Compressor — B.W. #275200 .....	1	45	593265	HOSE, Q.R.V. to Air Chamber .....	1
6	4E-05	LKWSHR, Governor to Compressor ....	2	46	33F-2	ADAPTER UNION, Hose to Q.R.V. ....	1
7	17C-548	BOLT, Governor to Compressor .....	2	47	507816	*VALVE, Quick Release — B.W. #205000 .....	1
8	13F-02	PLUG, Governor .....	5	48	586126	BRACKET, Q.R.V. Mounting .....	1
9	19F-4	BUSHING, Reducing .....	1	49	18D-05	NUT, Q.R.V. to Bracket .....	2
10	5K-409	NIPPLE, Tee to Discharge Flange .....	1	50	13F-08	PLUG, Brake Valve .....	1
11	18F-4	TEE, Compressor .....	1	51	13F-08	PLUG, Brake Valve .....	1
12	1526089	BRACKET, Air Tank .....	1	52	31F-4	ADAPTER UNION, Hose to Foot Valve	1
13	40K-04	PLUG, Air Tank .....	1	53	19F-6	BUSHING, Reducing .....	1
14	559642	HOSE, Compressor to Air Tank .....	1	54	592741	HOSE, Foot Valve to Pipe .....	1
15	1526081	CHECK VALVE .....	1	55	592742	HOSE, Foot Valve to Pipe .....	1
16	663748	ADAPTER .....	1	56	31F-3	ADAPTER UNION, Hose to Foot Valve	1
17	26F-3	ELBOW, Adapter to Tank .....	1	57	36F-2	ADAPTER UNION, Hose to Foot Valve	1
18	527684	AIR TANK .....	1	58	————	VALVE, Brake Foot Control — See Index .....	—
19	527685	*BRACKET, Air Tank Mounting — B.W. #205093 .....	1	59	13F-08	PLUG, Brake Valve .....	1
20	507815	*VALVE, Safety — B.W. #205105 .....	1	60	13F-04	PLUG, Brake Valve .....	1
21	18C-620	BOLT, Bracket to Bracket .....	4	61	19F-6	BUSHING, Reducing .....	1
22	593388	*HORN, Air — B.W. #223585 .....	1	62	31F-3	ADAPTER UNION, Hose to Foot Valve	1
23	18C-508	BOLT, Horn Mounting .....	1	63	593265	HOSE, Brake Valve to Horn Valve ....	1
24	18D-05	NUT, Horn Mounting .....	1	64	17F-2	TEE, Horn Valve .....	1
25	31F-1	ADAPTER UNION .....	1	65	18D-04	NUT, Horn Valve Mounting .....	2
26	583639	PIPE (Welded Part of Frame) .....	1	66	593435	HOSE, Horn Valve to Horn .....	1
27	33F-4	ADAPTER, Hose to Pipe .....	1	67	661417	ADAPTER UNION, Hose to Tee .....	1
28	33F-3	ADAPTER, Hose to Pipe .....	1	68	19F-3	BUSHING, Reducing .....	1
29	593484	HOSE, Pipe to Rear Tank .....	1	69	17F-3	TEE, Air Tank .....	1
30	593448	HOSE, Pipe to Relay Valve .....	1	70	1526083	HOSE, Pipe to Air Tank .....	1
31	18C-412	BOLT, Horn Valve Mounting .....	2	71	639739	PIPE .....	1
32	530663	*VALVE, Horn — B.W. #228672 .....	1	72	23F-4	ELBOW, Pipe to Hose .....	1
33	19F-1	BUSHING, Reducing .....	1	73	72F-3	DRAIN COCK, Air Tank .....	1
34	940643	SENDER UNIT, Air Pressure .....	1	74	18C-828	BOLT, Bracket to Frame .....	4
35	12E-10	LKWSHR, Sender Unit .....	1	75	70D-08	NUT, Bracket to Frame .....	4
36	14D-10	NUT, Sender Unit .....	1	76	18D-06	NUT, Bracket to Bracket .....	4
37	552438	GROMMET, Hose .....	1	77	17C-514	BOLT, Flange to Compressor .....	2
38	594339	HOSE, Foot Valve to Q.R.V. ....	1	78	4E-05	LKWSHR, Flange to Compressor .....	2
39	33F-2	ADAPTER UNION, Hose to Q.R.V. ....	1	79	510452	FLANGE, Discharge .....	1
40	593265	HOSE, Q.R.V. to Air Chamber .....	1	80	951948	GASKET, Discharge Flange .....	1

\*NOTE: Your local Authorized Bendix-Westinghouse Distributor is equipped to service components of these parts.

**WHEN ORDERING PARTS, ALWAYS STATE MODEL AND SERIAL NO. OF MACHINE**



STEERING GEAR ASSEMBLY

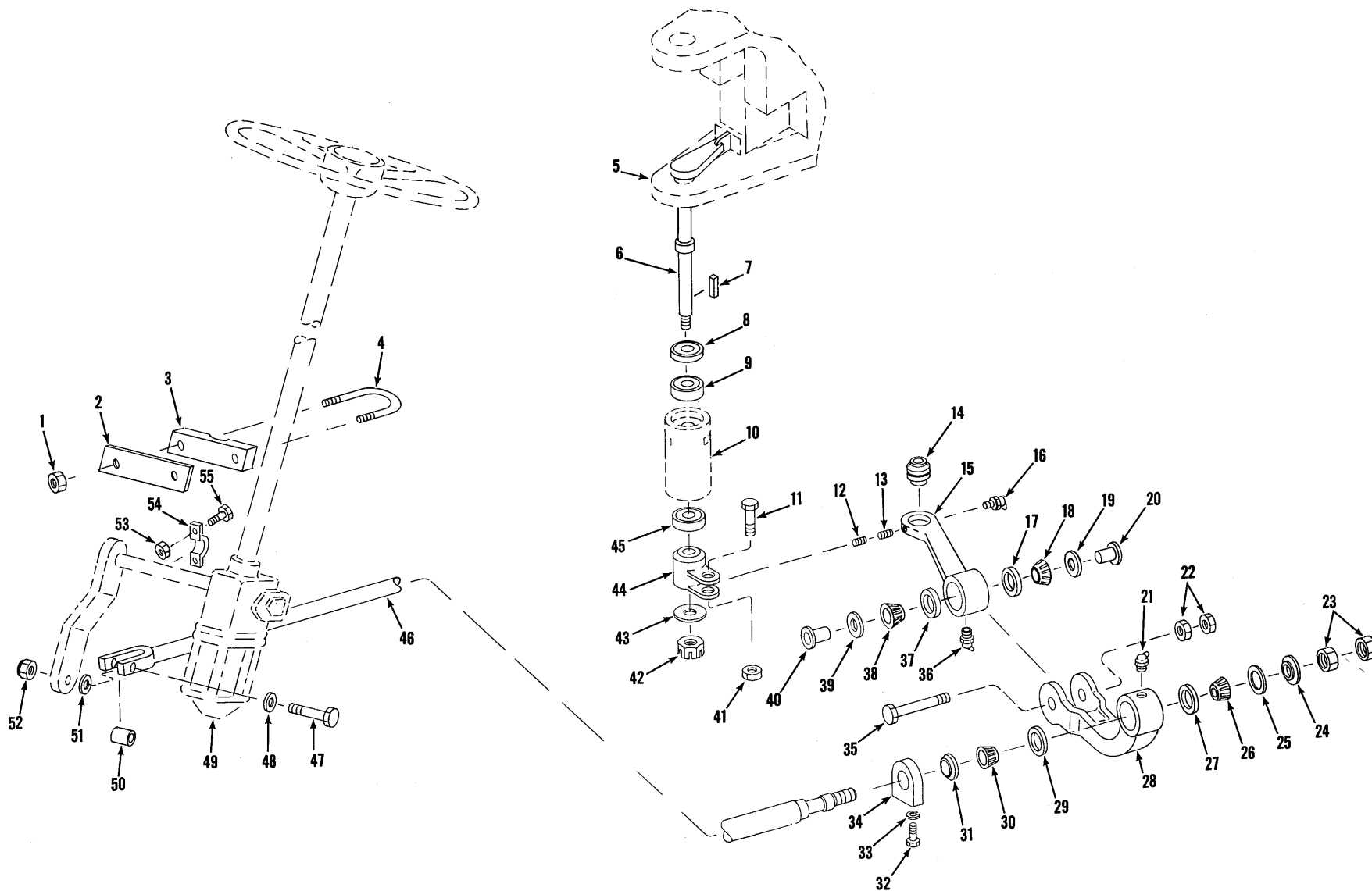
TS-8062-P

**STEERING GEAR ASSEMBLY**

Item No.	Part No.	Description	No. Req'd.	Item No.	Part No.	Description	No. Req'd.
A	1526737	STEERING GEAR ASSY (Inc. 1 thru 29, 37 thru 64, 66 thru 69)	1	34	612840	PLATE, Horn Button	1
1	865801	NUT, Pitman Arm	1	35	648304	NUT, Steering Wheel to Shaft	1
2	2E-14	LKWSHR, Pitman Arm	1	36	695930	SCREW, Horn Button Cap	4
3	853391	SEAL, Pitman Shaft Grease	1	37	853384	KEY, Steering Shaft	1
4	853357	BUSHING, Pitman Shaft	1	38	944115	HOUSING ASSY (Inc. 4, 39)	1
5	91F-6	"O" RING	1	39	730143	BEARING, Steering Housing	1
6	946601	PLUNGER, Relief Valve	1	40	10J-09	BALL	106
7	946609	WASHER, Relief Valve	1	40A	853526	†GUIDE, Ball Return	4
8	946606	SPRING, Relief Valve — Inner	1	41	853525	NUT, Ball	1
9	946605	SEAT, Relief Valve Spring	1	42	4E-06	LKWSHR, Side Cover	3
10	946608	WASHER, Adjusting Screw Nut	1	43	1C-612	BOLT, Side Cover	3
11	946603	SCREW, Adjusting	1	44	853182	COVER, Housing Side (Inc. 48)	1
12	946602	SCREW, Bleeder	1	45	—	§WASHER, Lash Adjuster (See 50)	1
13	66D-12	NUT, Adjusting Screw	1	46	8D-07	NUT, Lash Adjuster	1
14	946599	HOUSING, Relief Valve	1	47	—	§ADJUSTER, Lash (See 50)	1
15	946607	SPRING, Relief Valve — Outer	1	48	—	§BUSHING, Side Cover (See 44)	1
16	25K-40108	"O" RING	1	49	851756	GASKET, Side Cover	1
17	946598	GUIDE, Plunger	1	50	944114	GEAR, Pitman Shaft (Inc. 45, 47)	1
18	946604	SEAT, Plunger	1	51	861741	BEARING, Adapter	1
19	946597	*VALVE, (Inc. 5 thru 18, 57, 58, 59)	1	52	25K-40108	"O" RING, Adapter	1
20	73G-728	BOLT, Adapter to Housing	4	53	860997	BEARING, Worm Thrust	1
20A	4E-07	†LKWSHR, Adapter to Housing	4	54	943438	WASHER, Worm Thrust	1
21	25K-40224	"O" RING, Spacer to Adapter	1	55	944197	SPACER, Valve	1
22	944186	ADAPTER, Valve to Housing (Inc. 51, 52)	1	56	25K-40312	"O" RING, Valve to Spacer	1
23	853380	GASKET, Adapter to Housing	1	57	—	§SPOOL, Valve (See 19)	1
24	851762	BOLT & WASHER ASSY, Clamp	3	58	944195	SPRING, Centering	2
25	13F-08	PLUG, Filler	1	59	944192	PLUNGER	4
26	853527	CLAMP, Ball Return Guide	1	60	943438	WASHER, Bearing Thrust	1
27	857729	BEARING, Upper	1	61	25K-40312	"O" RING, End Cover	1
28	861768	WASHER, Upper Bearing	1	62	860997	BEARING, Worm Thrust	1
29	853395	SPRING, Upper Bearing	1	63	3E-09	LKWSHR, End Cover	4
30	518331	WHEEL, Steering	1	64	944198	BOLT, End Cover	4
31	668674	SPRING, Horn Button	1	65	594124	ARM, Pitman (Inc. 65A)	1
32	628764	RETAINER, Horn Button Cap	1	65A	594123	†BUSHING, Pitman Arm	1
33	628763	CAP, Horn Button	1	66	944667	COVER, Steering Gear End	1
				67	944187	SHAFT ASSY (Inc. 24, 26, 40, 40A, 41)	1
				68	873250	NUT, Worm Bearing	1
				69	25K-30118	"O" RING, Spool	1

\*Shown out of position  
 †Not Illustrated  
 §Not Sold Separately

**WHEN ORDERING PARTS, ALWAYS STATE MODEL AND SERIAL NO. OF MACHINE**



[ 56 ]

STEERING CONTROLS

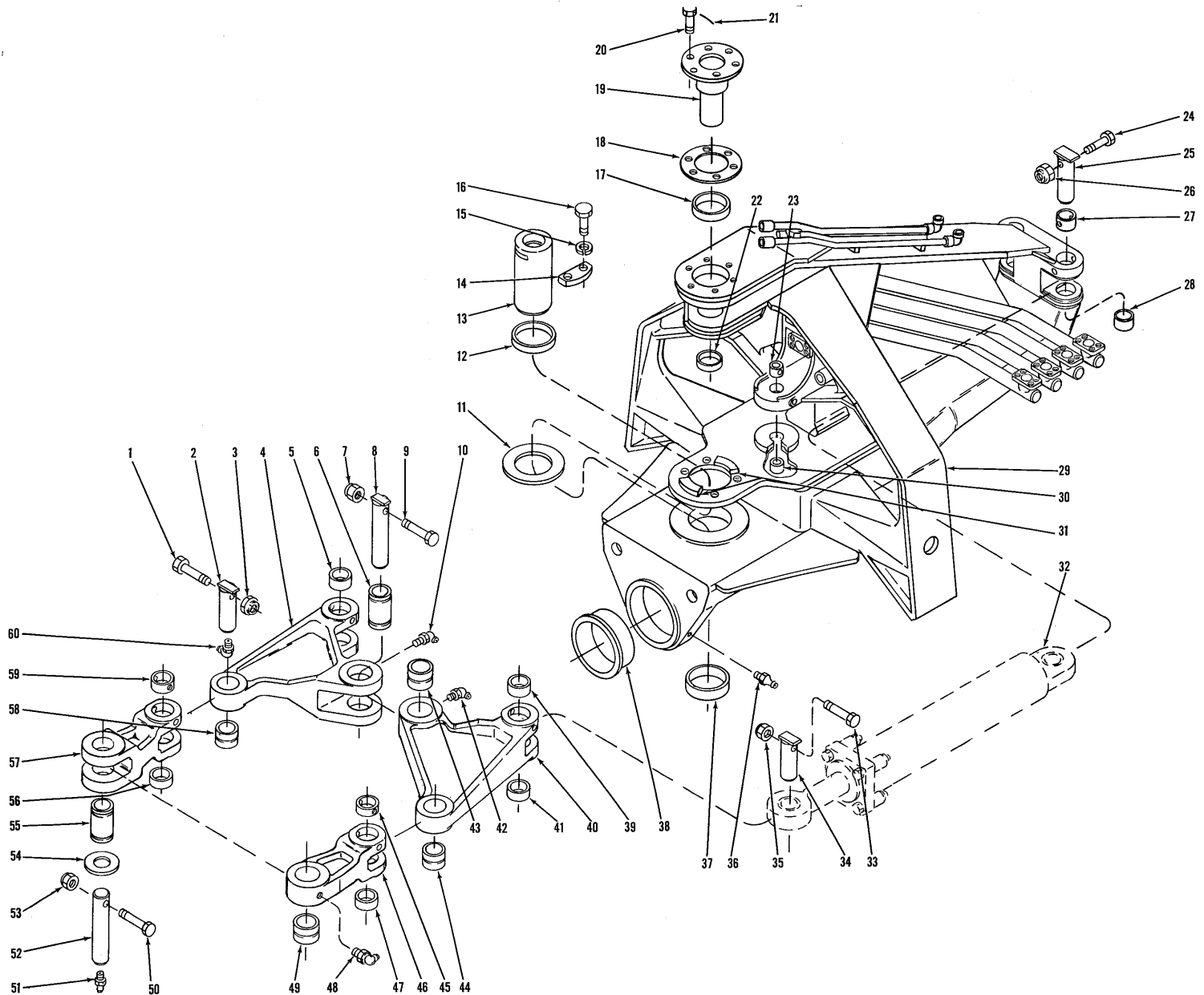
TS-8103-P

**STEERING CONTROLS**

Item No.	Part No.	Description	No. Req'd.	Item No.	Part No.	Description	No. Req'd.
1	18D-08	NUT, U-Bolt .....	2	28	582746	CLEVIS, Steering .....	1
2	580783	‡SHIM, Clamp Block .....	—	29	713024	CUP, Steering Clevis Bearing .....	1
3	580782	BLOCK, Steering Gear Clamp .....	1	30	713023	CONE, Steering Clevis Bearing .....	1
4	545941	U-BOLT, Steering Gear .....	1	31	582748	SHIELD, Bearing Dust — Front .....	1
5	—	YOKE — See Scraper Parts Manual ....	—	32	17C-820	BOLT, Bearing Block .....	2
6	592881	SHAFT, Steering Linkage .....	1	33	4E-08	LKWSHR, Bearing Block .....	2
7	7J-4108	KEY, Crank Retaining .....	1	34	582745	BLOCK, Control Rod Bearing .....	1
8	1532802	SEAL — Linkage Shaft Bearing — Upper .....	1	35	18C-1072	BOLT, Steering Clevis to Link .....	1
9	659029	BEARING, Linkage Shaft — Upper .....	1	36	12H-15	FITTING, Steering Link Grease .....	1
10	—	LOWER PIVOT PIN — See Index .....	—	37	742009	CUP, Steering Link Bearing .....	1
11	592952	BOLT, Steering Link to Crank .....	1	38	742010	CONE, Steering Link Bearing .....	1
12	33G-405	SCREW, Spherical Bearing Lock .....	1	39	592977	SHIELD, Bearing Dust .....	1
13	593172	SET SCREW, Spherical Bearing .....	1	40	592976	BUSHING, Steering Link .....	1
14	592874	BEARING, Spherical .....	1	41	66D-10	NUT, Steering Link to Crank .....	1
15	583884	LINK ASSY, Steering (Inc. 12, 13, 14, 17, 37) .....	1	42	4D-10	NUT, Crank Retaining .....	1
16	10H-35	FITTING, Spherical Bearing Grease ....	1	42A	1F-422	COTTER, Crank Retaining Nut .....	1
17	742009	CUP, Steering Link Bearing .....	1	43	590498	WASHER, Crank Retaining .....	1
18	742010	CONE, Steering Link Bearing .....	1	44	592905	CRANK, Linkage Shaft .....	1
19	592977	SHIELD, Bearing Dust .....	1	45	659029	BEARING, Linkage Shaft .....	1
20	592976	BUSHING, Steering Link .....	1	46	586925	ROD, Steering Control .....	1
21	12H-15	FITTING, Steering Clevis Grease .....	1	47	18C-840	BOLT, Rod to Pitman Arm .....	1
22	8D-10	NUT, Steering Clevis to Link .....	2	48	635682	WASHER, Rod to Pitman Arm .....	1
23	8D-12	NUT, Steering Clevis to Rod .....	2	49	—	STEERING GEAR — See Index .....	—
24	582747	RETAINER, Steering Clevis Bearing ....	1	50	594134	SLEEVE, Rod to Pitman Arm .....	1
25	582749	SHIELD, Bearing Dust — Rear .....	1	51	635682	WASHER, Rod to Pitman Arm .....	1
26	713023	CONE, Steering Clevis Bearing .....	1	52	18D-08	NUT, Rod to Pitman Arm .....	1
27	713024	CUP, Steering Clevis Bearing .....	1	53	18D-08	NUT, Steering Gear Clamp .....	2
				54	550044	CLAMP, Steering Gear .....	1
				55	18C-832	BOLT, Steering Gear Clamp .....	2

‡As Required

**WHEN ORDERING PARTS, ALWAYS STATE MODEL AND SERIAL NO. OF MACHINE**



STEERING ASSEMBLY AND BELL CRANKS

TS-7676-P

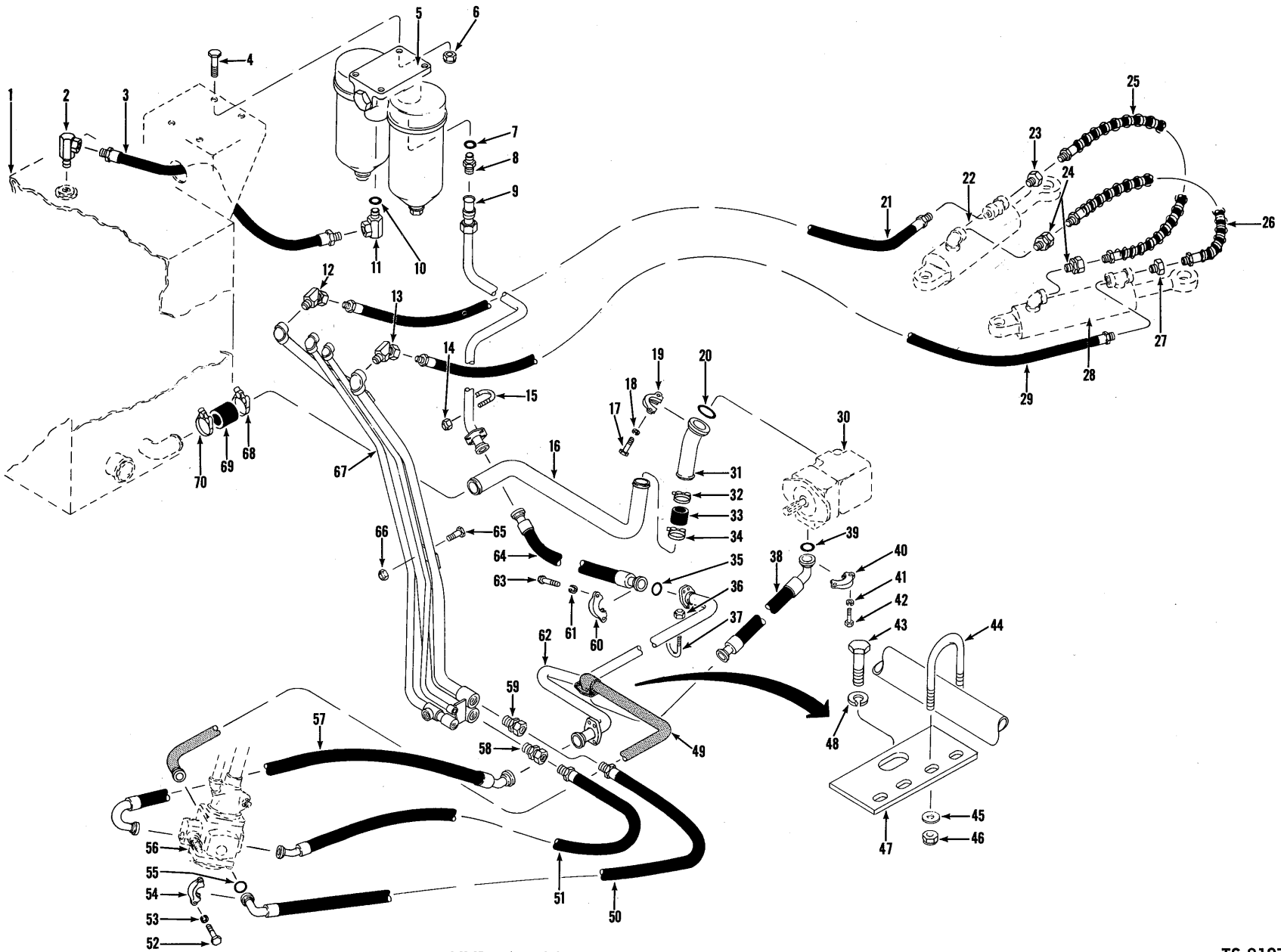


**STEERING ASSEMBLY AND BELL CRANKS**

Item No.	Part No.	Description	No. Req'd.	Item No.	Part No.	Description	No. Req'd.
1	18C-864	BOLT, Pin Retaining .....	2	29A	594126	†PIPE ASSY, Upper Steering .....	1
2	584757	PIN, Bell Crank to Link .....	2	30	574841	BUSHING, Lower Bell Crank Pin .....	1
3	18D-08	NUT, Pin Retaining .....	2	31	569841	PLATE, Support .....	2
4	592046	BELL CRANK ASSY (Inc. 5, 5A, 58) .....	1	32	-----	STEERING CYLINDER — See Index .....	—
5	574842	BUSHING, Upper Bell Crank .....	1	33	18C-880	BOLT, Pin Retaining .....	2
5A	574840	†BUSHING, Lower Bell Crank .....	1	34	584796	PIN, Cylinder to Bell Crank .....	2
6	559294	SLEEVE, Bell Crank .....	1	35	18D-08	NUT, Pin Retaining .....	2
7	18D-08	NUT, Pin Retaining .....	1	36	10H-25	FITTING, Grease .....	2
8	584754	PIN, Bell Crank to Steering Assy .....	1	37	574818	BUSHING, Lower Pivot Pin .....	1
9	18C-880	BOLT, Pin Retaining .....	1	38	569837	BUSHING, Trunnion Pin .....	1
10	12H-15	FITTING, Grease .....	2	39	574842	BUSHING, Upper Bell Crank .....	1
11	590519	WASHER, Lower Pivot Pin, 5/16" .....	1	40	592047	BELL CRANK ASSY (Inc. 39, 41, 43, 44) .....	1
12	574837	BUSHING, Lower Pivot Pin .....	1	41	574840	BUSHING, Lower Bell Crank .....	1
13	569757	PIN, Lower Pivot .....	1	42	12H-15	FITTING, Grease .....	2
14	569842	PLATE, Locking .....	2	43	559296	BUSHING, Bell Crank .....	1
15	4E-10	LKWSHR, Plate Retaining .....	4	44	559295	BUSHING, Bell Crank .....	1
16	18C-1020	BOLT, Plate Retaining .....	4	45	574816	BUSHING, Upper Steering Link .....	1
17	574839	BUSHING, Upper Pivot .....	1	46	592045	LINK ASSY, Steering (Inc. 45, 47, 49) .....	1
18	590573	‡SPACER, Upper Pin Segment, 1/8" .....	—	47	574816	BUSHING, Lower Steering Link .....	1
18A	590574	†‡SPACER, Upper Pin Segment, 1/16" .....	—	48	12H-15	FITTING, Grease .....	1
19	559368	PIN, Upper Pivot .....	1	49	559296	BUSHING, Steering Link .....	1
20	594054	BOLT, Pin Retaining .....	6	50	18C-880	BOLT, Pin Retaining .....	1
21	-----	LOCKWIRE, Pin Retaining (16 ga. x 10" lg.) .....	6	51	10H-25	FITTING, Grease .....	1
22	574838	BUSHING, Upper Pivot Pin .....	1	52	594550	PIN, Link to Yoke .....	1
23	574810	BUSHING, Upper Bell Crank Pin .....	1	53	18D-08	NUT, Pin Retaining .....	1
24	18C-868	BOLT, Pin Retaining .....	2	54	591989	‡WASHER, Link to Yoke, 1/16" .....	—
25	584796	PIN, Cylinder to Steering Assembly .....	2	54A	591990	†‡WASHER, Link to Yoke, 1/8" .....	—
26	18D-08	NUT, Pin Retaining .....	2	55	559294	SLEEVE, Steering Link .....	1
27	574836	BUSHING, Upper Cylinder to Steering Assy Pin .....	2	56	574816	BUSHING, Lower Steering Link .....	1
28	574840	BUSHING, Lower Cylinder to Steering Assy Pin .....	2	57	559365	LINK ASSY, Steering (Inc. 56, 59) .....	1
29	570394	STEERING ASSY (Inc. 12, 17, 22, 23, 27, 28, 29A, 30, 37, 38) .....	1	58	559295	BUSHING, Bell Crank .....	1
				59	574816	BUSHING, Upper Steering Link .....	1
				60	12H-25	FITTING, Grease .....	2

†Not Illustrated  
‡As Required

**WHEN ORDERING PARTS, ALWAYS STATE MODEL AND SERIAL NO. OF MACHINE**



HYDRAULIC SYSTEM — STEERING

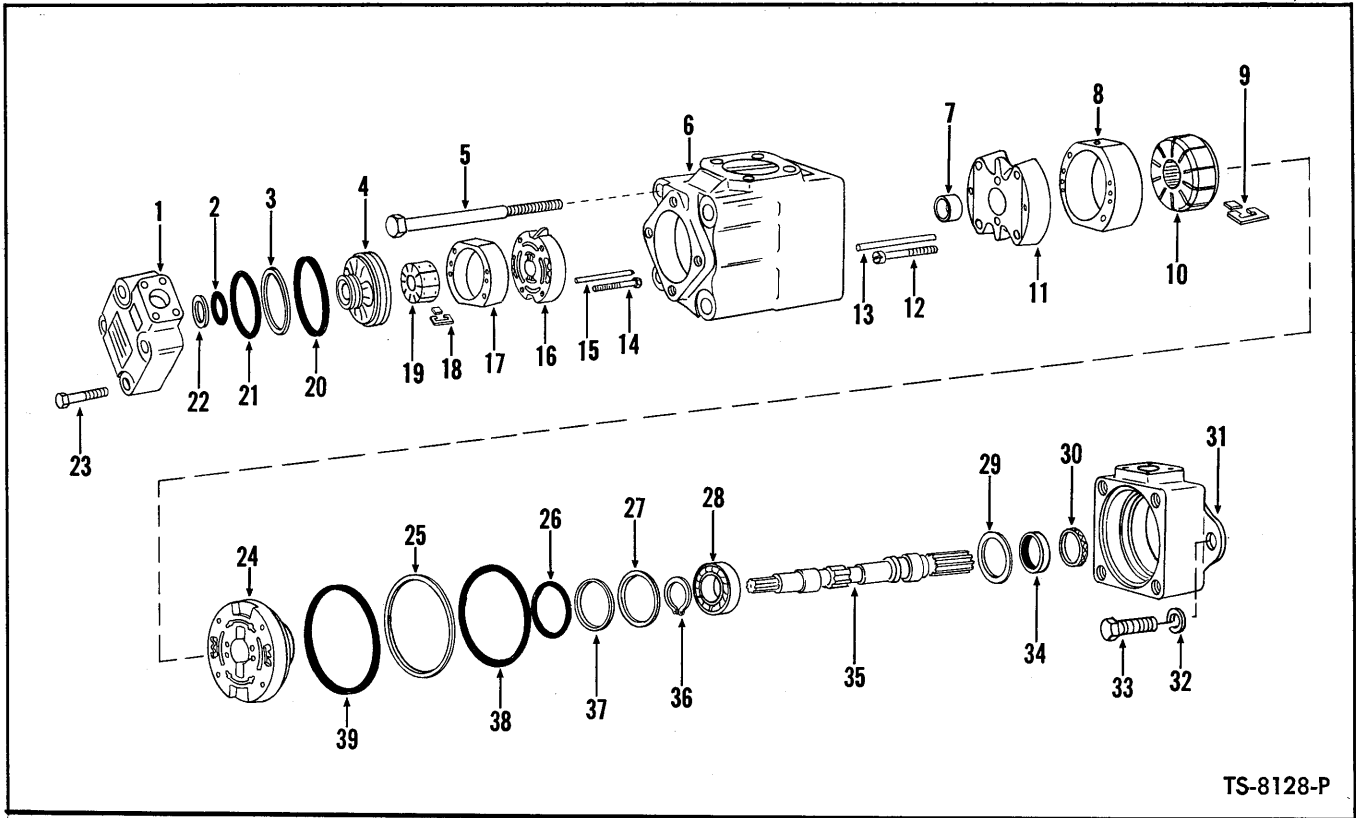
TS-8137-P

**HYDRAULIC SYSTEM — STEERING**

Item No.	Part No.	Description	No. Req'd.	Item No.	Part No.	Description	No. Req'd.
1	-----	HYDRAULIC RESERVOIR — See Index	—	36	18D-04	NUT, "U" Bolt	2
2	31F-6	ADAPTER UNION, Hose to Reservoir	1	37	547563	"U" BOLT, Tube Attaching	1
3	550921	HOSE, Reservoir to Filter	1	38	1528488	HOSE, Pump to Tube	1
4	18C-720	BOLT, Filter Mounting	4	39	25K-40110	"O" RING, Hose to Tube & Pump	2
5	570351	FILTER ASSY (Inc. 5A)	1	40	663093	FLANGE HALF, Hose to Tube & Pump	4
5A	945580	† CARTRIDGE KIT, Steering Filter	1	41	4E-06	LKWSHR, Flange Half	8
6	18D-07	NUT, Filter Mounting	4	42	17C-620	BOLT, Flange Half	8
7	91F-10	"O" RING, Connector	1	43	18C-822	BOLT, Clamp Plate Attaching	1
8	15K-10	CONNECTOR, Tube to Filter (Inc. 7)	1	44	547563	"U" BOLT, Tube to Clamp Plate	2
9	1526935	TUBE, Filter to Hose	1	45	570988	WASHER, "U" Bolt to Clamp Plate	4
10	91F-10	"O" RING, Adapter Union	1	46	18D-04	NUT, "U" Bolt to Clamp Plate	4
11	535450	ADAPTER UNION (Inc. 10)	1	47	1526718	CLAMP PLATE, Pipe	1
12	33F-5	ADAPTER UNION, Hose to Pipe	1	48	4E-08	LKWSHR, Clamp Plate Attaching	1
13	33F-5	ADAPTER UNION, Hose to Pipe	1	49	1527222	TUBE, Hose to Gear	1
14	18D-04	NUT, "U" Bolt	2	50	1527064	HOSE, Gear to Pipe Assy — Left Turn	1
15	547563	"U" BOLT, Pipe Attaching	1	51	1528506	HOSE, Gear to Pipe Assy — Right Turn	1
16	1526792	TUBE, Suction	1	52	17C-620	BOLT, Flange Half	16
17	17C-828	BOLT, Flange Half	4	53	4E-06	LKWSHR, Flange Half	16
18	4E-08	LKWSHR, Flange Half	4	54	663093	FLANGE HALF	8
19	663097	FLANGE HALF, Stem to Pump	2	55	25K-40110	"O" RING, Flange Half	4
20	25K-40224	"O" RING, Stem to Pump	1	56	-----	STEERING GEAR ASSY — See Index	—
21	550877	HOSE, Pipe Assy to Cylinder	1	57	1528507	HOSE, Return	1
22	-----	STEER CYLINDER — See Index	—	58	36F-5	ADAPTER UNION, Hose to Pipe Assy	1
23	356617	BUSHING, Reducing	1	59	36F-5	ADAPTER UNION, Hose to Pipe Assy	1
24	661427	ADAPTER UNION	2	60	663093	FLANGE HALF, Hose to Tube	4
25	593802	HOSE, Cylinder Connecting	1	61	4E-06	LKWSHR, Flange Half	8
26	593802	HOSE, Cylinder Connecting	1	62	1528516	TUBE, Return	1
27	356617	BUSHING, Reducing	1	63	18C-620	BOLT, Flange Half	8
28	-----	STEER CYLINDER — See Index	—	64	567621	HOSE, Tube to Tube	1
29	550877	HOSE, Pipe Assy to Cylinder	1	65	18C-620	BOLT, Pipe Assy to Firewall	3
30	-----	PUMP, Steering & Implement — See Index	—	66	18D-06	NUT, Pipe Assy to Firewall	3
31	1526791	STEM, Suction	1	67	583639	PIPE ASSY, Steering	1
32	540106	CLAMP, Hose to Stem	1	68	540106	CLAMP, Hose to Tube	1
33	585887	HOSE, Stem to Tube	1	69	585887	HOSE, Tube to Reservoir	1
34	540106	CLAMP, Hose to Tube	1	70	540106	CLAMP, Hose to Reservoir	1
35	25K-40110	"O" RING, Hose to Tubes	2				

†Not Illustrated

**WHEN ORDERING PARTS, ALWAYS STATE MODEL AND SERIAL NO. OF MACHINE**



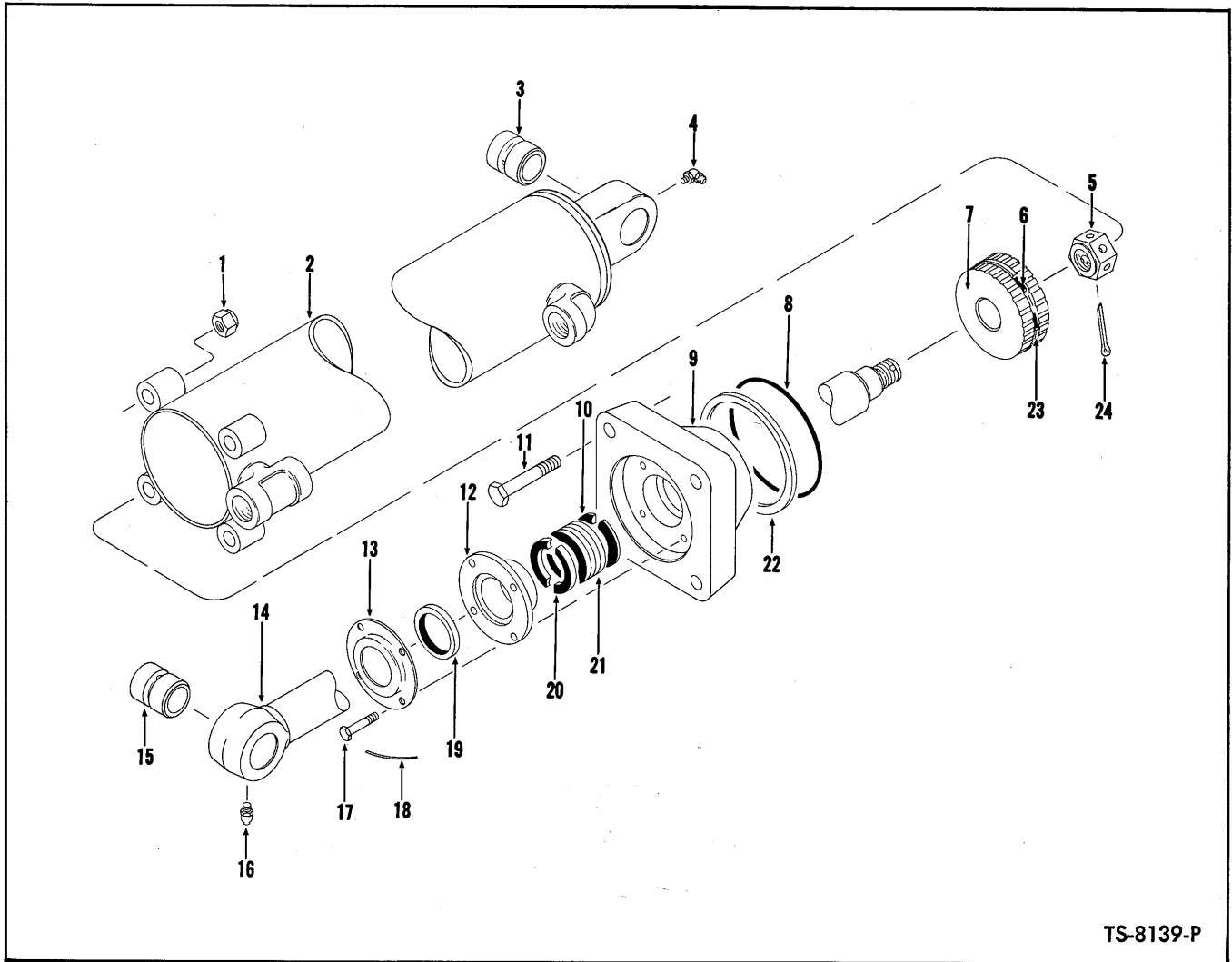
TS-8128-P

**HYDRAULIC PUMP — STEERING AND IMPLEMENT**

Item No.	Part No.	Description	No. Req'd.	Item No.	Part No.	Description	No. Req'd.
A	1526550	PUMP ASSY (Inc. 1 thru 31, 34 thru 39)	1	20	-----	§ SEAL RING, Cover to Housing — See "D"	1
B	899952	CARTRIDGE KIT, Cover End (Inc. 2, 3, 4, 14 thru 22)	1	21	-----	§ "O" RING, Pressure Plate — See "D"	1
C	891864	CARTRIDGE KIT, Shaft End (Inc. 7 thru 13, 24 thru 26, 37, 38, 39)	1	22	-----	§ RING, Back-up — See "D"	1
D	946928	SEAL KIT (Inc. 2, 3, 20 thru 22, 24 thru 26, 37 thru 39)	1	23	17C-732	BOLT, Cover to Housing	4
1	946588	COVER, Pump	1	24	-----	§ PLATE, Pressure — See "C"	1
2	-----	§ "O" RING, Pressure Plate — See "D"	1	25	-----	§ RING, Back-up — See "D"	1
3	-----	§ RING, Back-up — See "D"	1	26	-----	§ "O" RING, Pressure Plate — See "D"	1
4	-----	§ PLATE, Pressure — See "B"	1	27	881299	SNAP RING, Bearing to Body	1
5	869238	BOLT, Housing to Body	4	28	851242	BEARING, Shaft	1
6	946929	HOUSING, Pump	1	29	881302	WASHER	1
7	-----	§ BUSHING, Wear Plate — See "C"	1	30	-----	§ WIPER, Shaft — See "D"	1
8	-----	§ RING — See "C"	1	31	896811	BODY, Pump	1
9	887809	VANE KIT — See "C"	1	32	4E-08	LKWSHR, Pump Mounting	2
10	-----	§ ROTOR — See "C"	1	33	18C-824	BOLT, Pump Mounting	2
11	-----	§ WEAR PLATE — See "C"	1	34	-----	§ SEAL, Shaft — See "D"	1
12	-----	§ SCREW, Cartridge Kit — See "C"	2	35	946930	SHAFT, Pump	1
13	-----	§ PIN — See "C"	2	36	710774	SNAP RING, Bearing to Shaft	1
14	-----	§ SCREW, Cartridge Kit — See "B"	2	37	-----	§ RING, Back-up — See "D"	1
15	-----	§ PIN — See "B"	2	38	-----	§ "O" RING, Pressure Plate — See "D"	1
16	-----	§ WEAR PLATE — See "B"	1	39	-----	§ SEAL RING, Body to Housing — See "D"	1
17	-----	§ RING — See "B"	1	40	552161	† GASKET, Pump to Adapter Plate	1
18	896493	VANE KIT — See "B"	1	41	1526527	† PLATE, Adapter	1
19	-----	§ ROTOR — See "B"	1	42	1526658	† GASKET, Adapter Plate to Converter	1
				43	17C-820	† BOLT, Plate to Converter	4
				44	4E-08	† LKWSHR, Plate to Converter	4
				45	230504	† SLEEVE, Pump Drive	1

†Not Illustrated  
§Not Sold Separately

**WHEN ORDERING PARTS, ALWAYS STATE MODEL AND SERIAL NO. OF MACHINE**

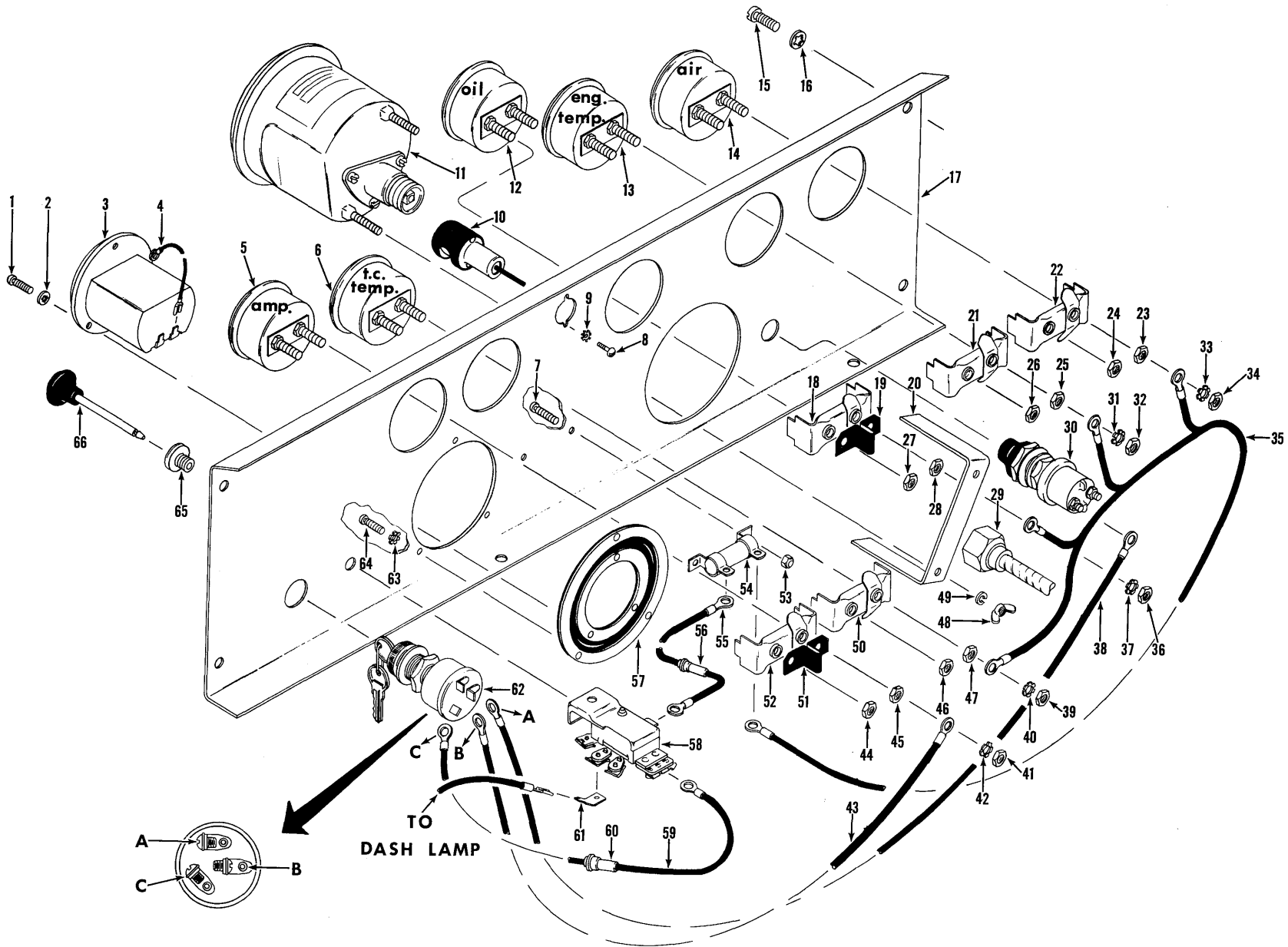


TS-8139-P

**STEERING CYLINDER ASSEMBLY**

Item No.	Part No.	Description	No. Req'd.	Item No.	Part No.	Description	No. Req'd.
A	1527905	CYLINDER ASSY (Inc. 1 thru 24)	2	12	591513	GLAND, Packing	1
<p><b>NOTE: Two (2) Cylinders are used on machine — Quantities listed below are for one (1) Cylinder.</b></p>							
1	68D-10	NUT, Cylinder Cap Attaching	4	13	591514	RETAINER, Seal	1
2	591527	CYLINDER (Inc. 3)	1	14	591532	PISTON ROD (Inc. 15)	1
3	559295	BUSHING, Cylinder	1	15	559295	BUSHING, Piston Rod	1
4	12H-15	FITTING, Cylinder Grease	1	16	10H-25	FITTING, Piston Rod Grease	1
5	551606	NUT, Piston Rod	1	17	4C-616	BOLT, Seal Retainer	4
6	25K-40420	"O" RING, Piston	1	18	———	LOCKWIRE (16 ga. 11" lg.)	2
7	569989	PISTON	1	19	591525	SEAL, Piston Rod	1
8	25K-40500	"O" RING, Cap	1	20	591516	ADAPTER, Female Chevron	2
9	945121	CAP ASSY, Cylinder (Inc. 8, 22)	1	21	549129	PACKING ASSY	1
10	591517	ADAPTER, Male Chevron	2	22	549132	RING, Back-up	1
11	18C-1072	BOLT, Cylinder Cap	4	23	573834	RING, Piston Sealing	1
				24	1F-856	COTTER, Piston Rod Nut	1

**WHEN ORDERING PARTS, ALWAYS STATE MODEL AND SERIAL NO. OF MACHINE**



[ 64 ]

TO DASH LAMP

INSTRUMENT PANEL

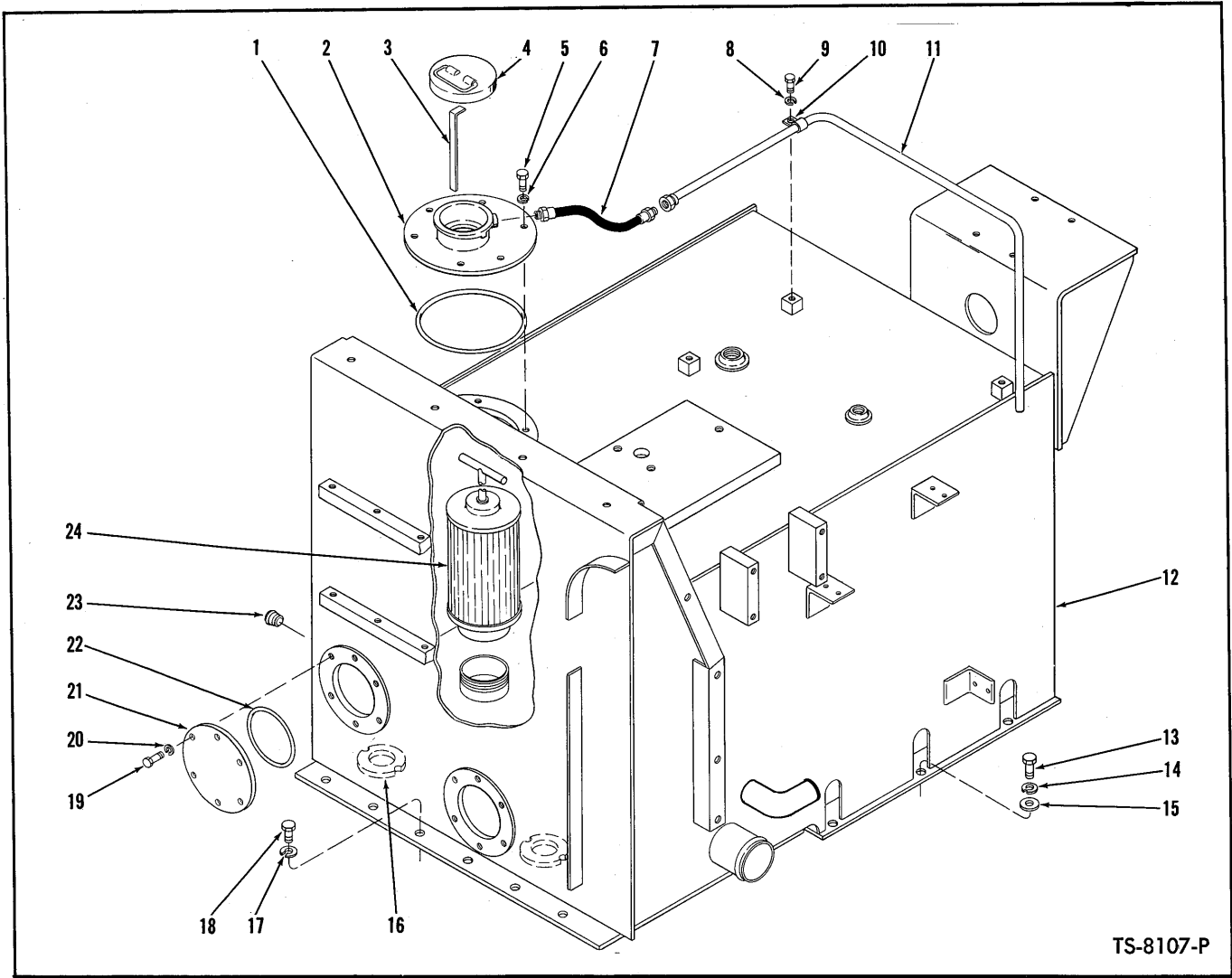
TS-8124-P

**INSTRUMENT PANEL**

Item No.	Part No.	Description	No. Req'd.	Item No.	Part No.	Description	No. Req'd.
1	3G-608	SCREW, Hourmeter Mounting .....	3	35	1526906	WIRE, Instrument Panel Gauges .....	1
2	12E-6	LKWSHR, Hourmeter Mounting .....	3	36	12D-8	NUT, Terminal to Gauge .....	1
3	886620	HOURMETER KIT (Inc. 1, 2) .....	1	37	12E-8	LKWSHR, Terminal to Gauge .....	1
4	558960	WIRE, Hourmeter Ground .....	1	38	553620	WIRE, Ignition Switch to Starter Push Button .....	1
5	550735	AMMETER .....	1	39	12D-8	NUT, Terminal to Gauge .....	1
6	551321	GAUGE, Torque Converter Temp. ....	1	40	12E-8	LKWSHR, Terminal to Gauge .....	1
7	3G-608	SCREW, Resistor Mounting .....	2	41	14D-10	NUT, Terminal to Ammeter .....	1
8	18G-606	SCREW, Dash Lamp Mounting .....	2	42	12E-10	LKWSHR, Terminal to Ammeter .....	1
9	12E-6	LKWSHR, Dash Lamp Mounting .....	2	43	695650	WIRE, Ignition Switch to Ammeter ....	1
10	574276	LAMP, Dash .....	1	44	14D-10	NUT, Ammeter Mounting .....	1
10A	945055	†BULB, Dash Lamp .....	1	45	14D-10	NUT, Ammeter Mounting .....	1
11	559978	TACHOMETER (Inc. 20, 48, 49) .....	1	46	14D-10	NUT, Gauge Mounting .....	1
12	551319	GAUGE, Engine Oil Pressure .....	1	47	12D-8	NUT, Gauge Mounting .....	1
13	551322	GAUGE, Engine Temperature .....	1	48	-----	§WING NUT, Tachometer Mounting — See Item 11 .....	—
14	517228	GAUGE, Air Pressure .....	1	49	-----	§LKWSHR, Tachometer Mounting — See Item 11 .....	—
15	31G-409	SCREW, Panel to Cockpit .....	4	50	601212	CLAMP, Gauge Mounting .....	1
16	6E-04	LKWSHR, Panel to Cockpit .....	4	51	602350	SEPARATOR, Terminal .....	1
17	1526905	PANEL, Instrument .....	1	52	601212	CLAMP, Ammeter Mounting .....	1
18	601212	CLAMP, Gauge Mounting .....	1	53	50D-6	NUT, Resistor Mounting .....	2
19	602350	SEPARATOR, Terminal .....	1	54	556489	RESISTOR, Voltage .....	1
20	-----	§CLAMP, Tachometer Mounting — See Item 11 .....	1	55	1520548	WIRE, Light Switch to Resistor (Inc. 56)	1
21	601212	CLAMP, Gauge Mounting .....	1	56	661555	FUSE — 4 AMP. ....	1
22	601212	CLAMP, Gauge Mounting .....	1	57	551251	DAMPENER, Hourmeter Vibration .....	1
23	12D-8	NUT, Gauge Mounting .....	1	58	550741	SWITCH, Light .....	1
24	14D-10	NUT, Gauge Mounting .....	1	59	1520549	WIRE, Ignition Switch to Light Switch (Inc. 60) .....	1
25	12D-8	NUT, Gauge Mounting .....	1	60	661556	FUSE — 14 AMP. ....	1
26	14D-10	NUT, Gauge Mounting .....	1	61	574275	TAB, Dash Lamp Wire to Light Switch	1
27	14D-10	NUT, Gauge Mounting .....	1	62	573548	SWITCH, Ignition .....	1
28	12D-8	NUT, Gauge Mounting .....	1	63	12E-6	LKWSHR, Vibration Dampener Mounting .....	3
29	560816	SHAFT, Tachometer Drive .....	1	64	3G-604	SCREW, Vibration Dampener Mounting .....	3
30	600259	BUTTON, Starter Push (Inc. 30A) .....	1	65	550743	BUSHING, Light Switch .....	1
30A	857420	†BOOT, Starter Push Button .....	1	66	550742	ROD, Light Switch .....	1
31	12E-8	LKWSHR, Terminal to Gauge .....	1				
32	12D-8	NUT, Terminal to Gauge .....	1				
33	12E-8	LKWSHR, Terminal to Gauge .....	1				
34	12D-8	NUT, Terminal to Gauge .....	1				

§Not Sold Separately  
†Not Illustrated

**WHEN ORDERING PARTS, ALWAYS STATE MODEL AND SERIAL NO. OF MACHINE**



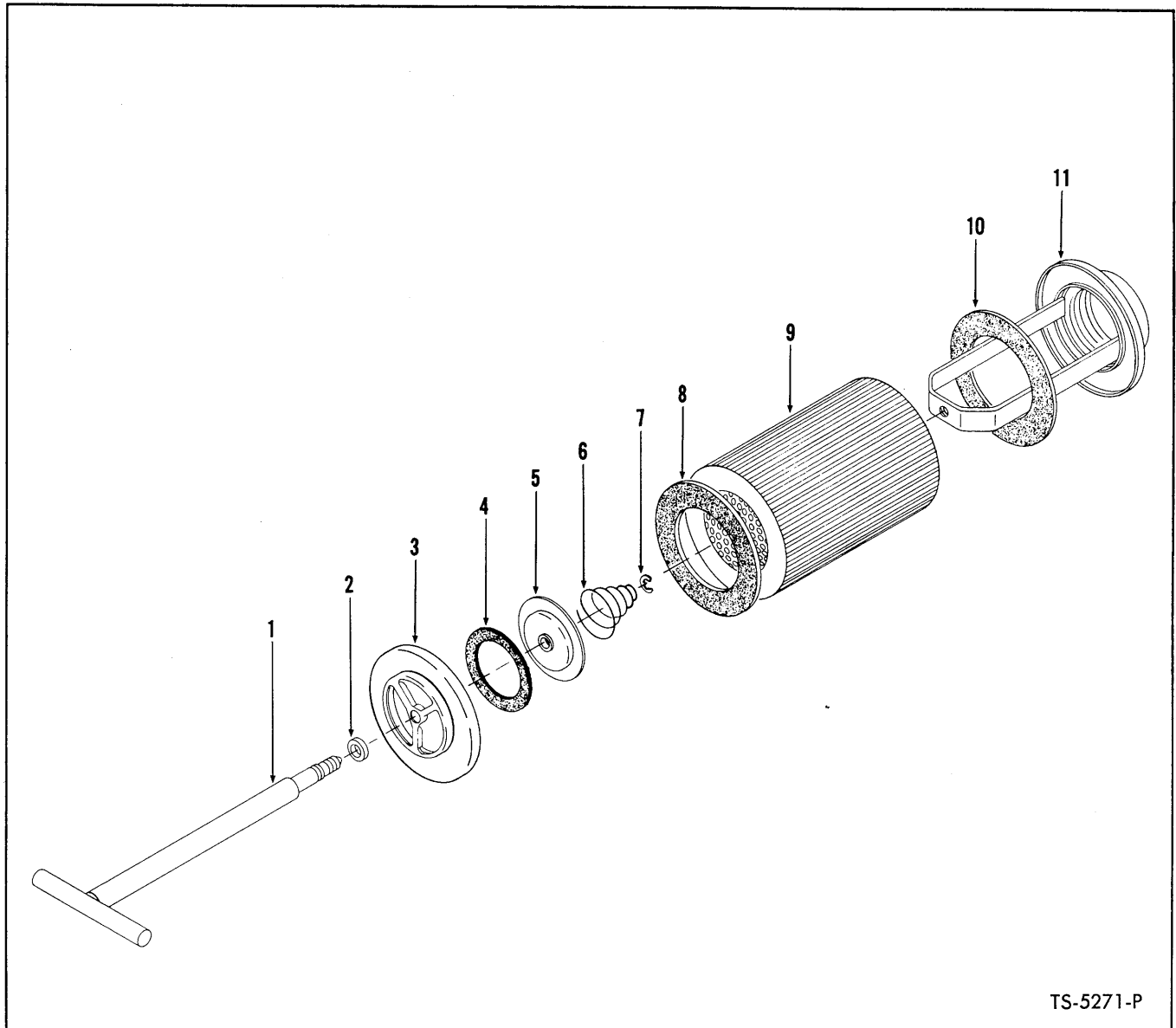
TS-8107-P

**HYDRAULIC OIL RESERVOIR**

Item No.	Part No.	Description	No. Req'd.	Item No.	Part No.	Description	No. Req'd.
1	25K-40624	"O" RING, Filler Neck	1	14	4E-08	LKWSHR	3
2	564175	NECK, Filler	1	15	571003	WASHER	3
3	574271	DIPSTICK	1	16	525293	MAGNET	2
4	554843	CAP, Filler	1	17	4E-08	LKWSHR, Reservoir to Fuel Tank	12
5	18C-612	BOLT, Filler Neck Attaching	6	18	18C-816	BOLT, Reservoir to Fuel Tank	12
6	4E-06	LKWSHR, Filler Neck Attaching	6	19	18C-612	BOLT, Plate Attaching	12
7	592741	HOSE, Overflow	1	20	4E-06	LKWSHR, Plate Attaching	12
8	4E-06	LKWSHR, Clip Attaching	3	21	591381	PLATE, Clean Out	2
9	18C-616	BOLT, Clip Attaching	3	22	25K-40428	"O" RING, Clean Out Plate	2
10	6H-15	CLIP	3	23	16F-12	PLUG, Drain	2
11	574182	TUBE, Overflow	1	24	—	HYDRAULIC RESERVOIR FILTER — See Index	—
12	1526932	RESERVOIR, Hydraulic Oil	1				
13	18C-820	BOLT, Reservoir to Frame	3				

**WHEN ORDERING PARTS, ALWAYS STATE MODEL AND SERIAL NO. OF MACHINE**





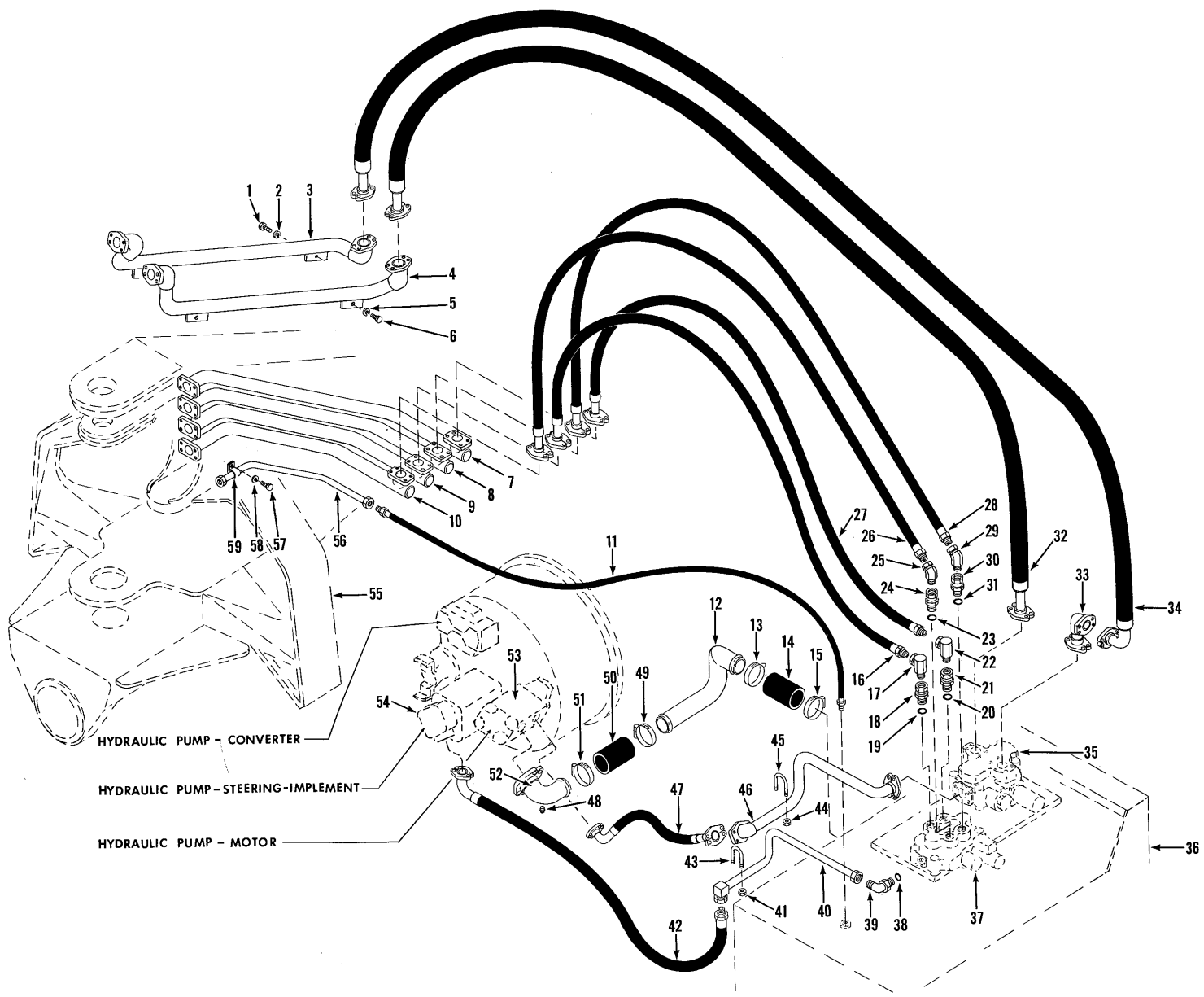
TS-5271-P

**HYDRAULIC RESERVOIR FILTER ASSEMBLY**

Item No.	Part No.	Description	No. Req'd.
A	562119	FILTER ASSY (Inc. 1 thru 11) .....	1
B	946053	HANDLE & COVER ASSY (Inc. 1 thru 7) .....	1
1	-----	§HANDLE, Filter — See Item B .....	1
2	946060	LKWSHR, Handle & Cover .....	1
3	-----	§COVER, Filter — See Item B .....	1
4	-----	OMIT — Not used on this application .....	—
5	946057	PLATE, Cover Valve .....	1
6	946056	SPRING, Cover .....	1
7	1303459	"E" RING, Cover .....	1
8	946062	GASKET, Element .....	1
9	946055	ELEMENT, Filter (Inc. 8, 10) .....	1
10	946062	GASKET, Element .....	1
11	946054	BASE, Filter .....	1

§Not Sold Separately

**WHEN ORDERING PARTS, ALWAYS STATE MODEL AND SERIAL NO. OF MACHINE**



[ 68 ]

HYDRAULIC SYSTEM — MOTOR — IMPLEMENT

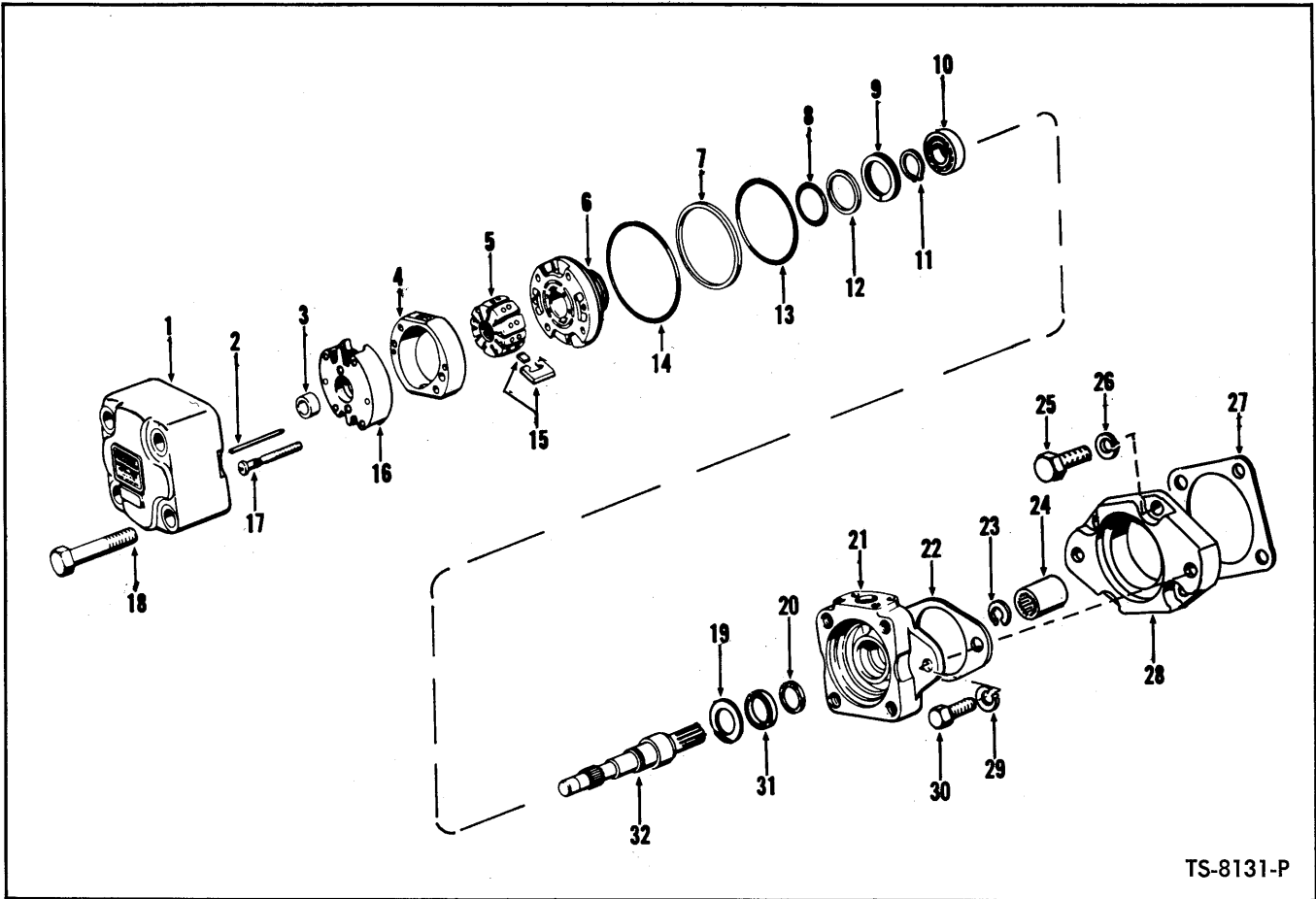
TS-8150-P

**HYDRAULIC SYSTEM — MOTOR — IMPLEMENT**

Item No.	Part No.	Description	No. Req'd.	Item No.	Part No.	Description	No. Req'd.
1	18C-616	BOLT, Tube to Steering Assy .....	2	33A	-----	†FLANGE HALF — See Group "B" .....	—
2	4E-06	LKWSHR, Tube to Steering Assy .....	2	34	573572	HOSE, Elevator Reverse .....	1
3	1522625	TUBE, Elevator Reverse Line .....	1	34A	-----	†FLANGE HALF — See Group "B" .....	—
4	1522623	TUBE, Elevator Forward Line .....	1	35	-----	CONTROL VALVE — See Page 75 .....	—
5	4E-06	LKWSHR, Tube to Steering Assy .....	2	36	-----	RESERVOIR, Hydraulic Oil — See Index .....	—
6	18C-616	BOLT, Tube to Steering Assy .....	2	37	-----	CONTROL VALVE — See Page 77 .....	—
7	573657	PIPE, Ejector Return Line .....	1	38	91F-8	"O" RING, Elbow .....	1
8	573659	PIPE, Ejector Forward Line .....	1	39	17K-8	ELBOW, Tube to Valve (Inc. 38) .....	1
9	573661	PIPE, Bowl Down Line .....	1	40	1527008	TUBE, Hose to Valve .....	1
10	573655	PIPE, Bowl Up Line .....	1	41	18D-04	NUT, "U" Bolt .....	2
11	591896	HOSE, Elevator Motor Drain .....	1	42	1527420	HOSE, Pump to Valve .....	1
12	1527718	TUBE, Suction .....	1	42A	-----	†FLANGE HALF — See Group "A" .....	—
13	540107	CLAMP, Hose to Tube .....	1	43	1302451	"U" BOLT, Tube to Reservoir .....	1
14	533139	HOSE, Tube to Reservoir .....	1	44	18D-04	NUT, "U" Bolt .....	2
15	540107	CLAMP, Hose to Reservoir .....	1	45	594355	"U" BOLT, Tube to Reservoir .....	1
16	573936	HOSE, Bowl Down .....	1	46	1524789	TUBE, Hose to Valve .....	1
16A	-----	†FLANGE HALF — See Group "A" .....	—	46A	-----	†FLANGE HALF — See Group "B" .....	—
17	31F-5	ADAPTER UNION .....	1	47	1527355	HOSE, Pump to Valve .....	1
18	545204	ADAPTER UNION (Inc. 19) .....	1	47A	-----	†FLANGE HALF — Pump End — See Group "C" .....	—
19	91F-8	"O" RING, Adapter to Valve .....	1	47B	-----	†FLANGE HALF — Tube End — See Group "B" .....	—
20	91F-8	"O" RING, Adapter to Valve .....	1	48	41K-04	PIPE PLUG .....	1
21	545204	ADAPTER UNION (Inc. 20) .....	1	49	540107	CLAMP, Hose to Tube .....	1
22	31F-5	ADAPTER UNION .....	1	50	533139	HOSE, Tube to Stem .....	1
23	91F-8	"O" RING, Adapter Union .....	1	51	540107	CLAMP, Hose to Tube .....	1
24	545204	ADAPTER UNION (Inc. 23) .....	1	52	1524151	STEM, Suction .....	1
25	33F-5	ADAPTER UNION .....	1	52A	-----	†FLANGE HALF — Suction Stem — See Group "D" .....	—
26	573938	HOSE, Bowl Up .....	1	53	-----	PUMP, Hydraulic Motor — See Index .....	—
26A	-----	†FLANGE HALF — See Group "A" .....	—	54	-----	PUMP, Hydraulic Steering — Implement — See Index .....	—
27	573935	HOSE, Ejector Return .....	1	55	-----	STEERING ASSY — See Index .....	—
27A	-----	†FLANGE HALF — See Group "A" .....	—	56	573752	TUBE, Elevator Motor Drain Line .....	1
28	573937	HOSE, Ejector Forward .....	1	57	18C-612	BOLT, Tube to Steering Assy .....	2
28A	-----	†FLANGE HALF — See Group "A" .....	—	58	4E-06	LKWSHR, Tube to Steering Assy .....	2
29	33F-5	ADAPTER UNION .....	1	59	6H-30	CLAMP, Tube to Steering Assy .....	2
30	545204	ADAPTER UNION (Inc. 31) .....	1				
31	91F-8	"O" RING, Adapter Union .....	1				
32	573573	HOSE, Elevator Forward .....	1				
32A	-----	†FLANGE HALF — See Group "B" .....	—				
33	573559	ELBOW, Hose to Valve .....	1				

GROUP	FLANGE HALF	"O" RING	BOLT	LKWSHR	SIZE
No. Req'd Per Connection	2	1	4	4	
"A"	663092	25K-40110	17C-620	4E-06	¾
"B"	663094	25K-40116	17C-724	4E-07	1¼
"C"	663095	25K-40128	17C-824	4E-08	1½
"D"	663098	25K-40312	17C-1028	4E-10	3

**WHEN ORDERING PARTS, ALWAYS STATE MODEL AND SERIAL NO. OF MACHINE**



TS-8131-P

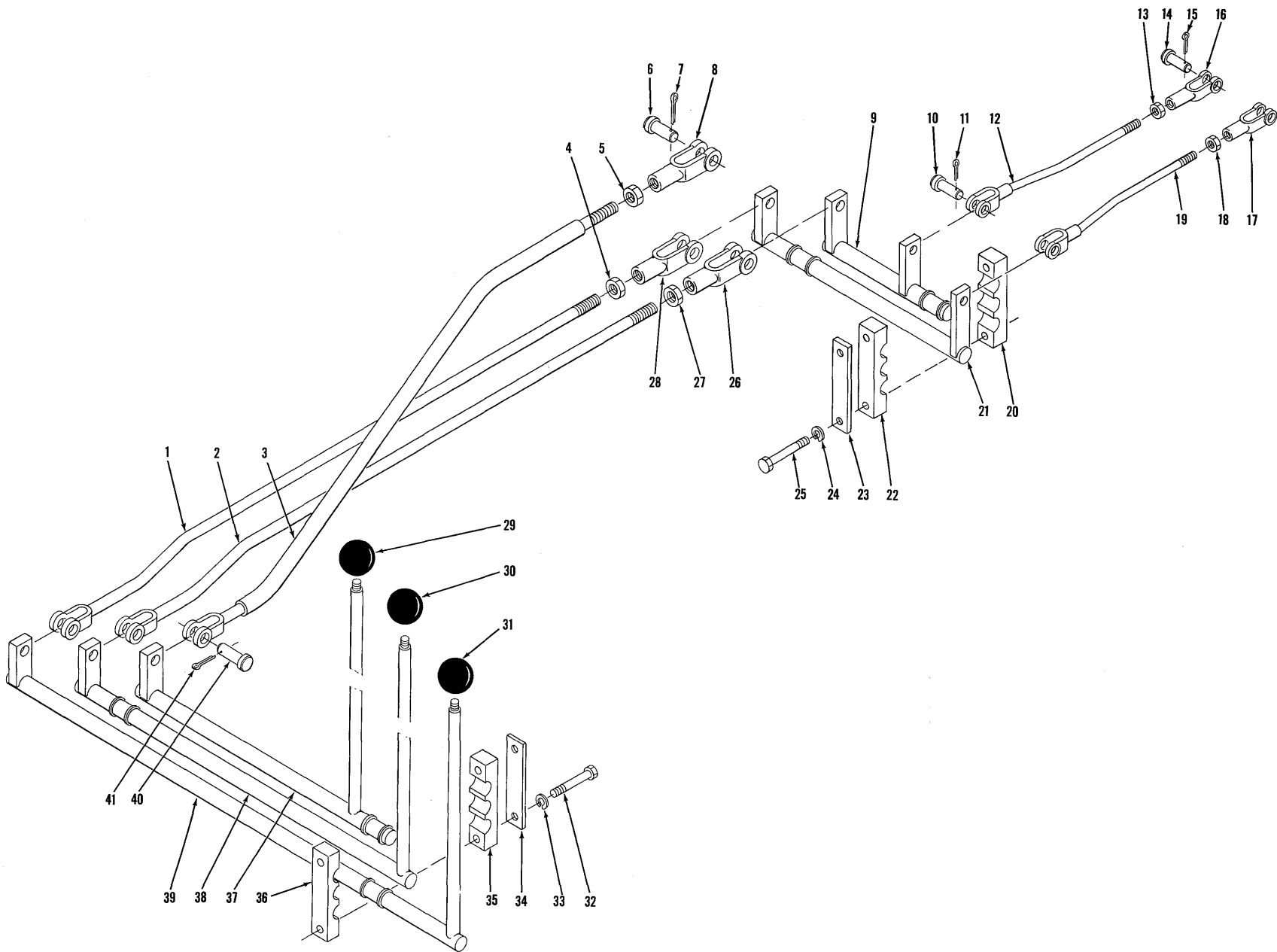
**HYDRAULIC PUMP – ELEVATOR MOTOR**

Item No.	Part No.	Description	No. Req'd.	Item No.	Part No.	Description	No. Req'd.
A	1526549	PUMP ASSY (Inc. 1 thru 21, 31, 32) ....	1	15	946225	VANE KIT – See "B" .....	1
B	946934	CARTRIDGE KIT (Inc. 2 thru 8, 12 thru 17) .....	1	16	-----	§WEAR PLATE – See "B" .....	1
C	946216	SEAL KIT (Inc. 7, 8, 12, 13, 14, 20, 31)	1	17	-----	§SCREW, Cartridge Kit – See "B" .....	1
1	946217	COVER, Pump .....	1	18	946229	BOLT, Cover to Housing .....	4
2	-----	§PIN – See "B" .....	1	19	946224	WASHER, Shaft .....	1
3	-----	§BUSHING – See "B" .....	1	20	-----	§WIPER – See "C" .....	1
4	-----	§RING – See "B" .....	1	21	946223	BODY .....	1
5	-----	§ROTOR – See "B" .....	1	22	552161	GASKET, Pump to Adapter .....	1
6	-----	§PLATE, Pressure – See "B" .....	1	23	664140	SNAP RING, Pump Drive Sleeve .....	2
7	-----	§RING, Backup – See "C" .....	1	24	230571	SLEEVE ASSY – Pump Drive (Inc. 23)	1
8	-----	§"O" RING – See "C" .....	1	25	17C-820	BOLT, Adapter to Converter .....	4
9	1308848	RING, Bearing to Housing Retaining ..	1	26	4E-08	LKWSHR, Adapter to Converter .....	4
10	742056	BEARING, Shaft .....	1	27	561807	GASKET, Adapter to Converter .....	1
11	658128	RING, Bearing to Shaft Retaining .....	1	28	564687	ADAPTER, Pump to Converter .....	1
12	-----	§RING, Back-up – See "C" .....	1	29	4E-10	LKWSHR, Pump to Adapter .....	2
13	-----	§"O" RING – See "C" .....	1	30	18C-1024	BOLT, Pump to Adapter .....	2
14	-----	§"O" RING – See "C" .....	1	31	-----	§SEAL – See "C" .....	1
				32	946933	SHAFT, Pump .....	1

§Not Sold Separately

**WHEN ORDERING PARTS, ALWAYS STATE MODEL AND SERIAL NO. OF MACHINE**





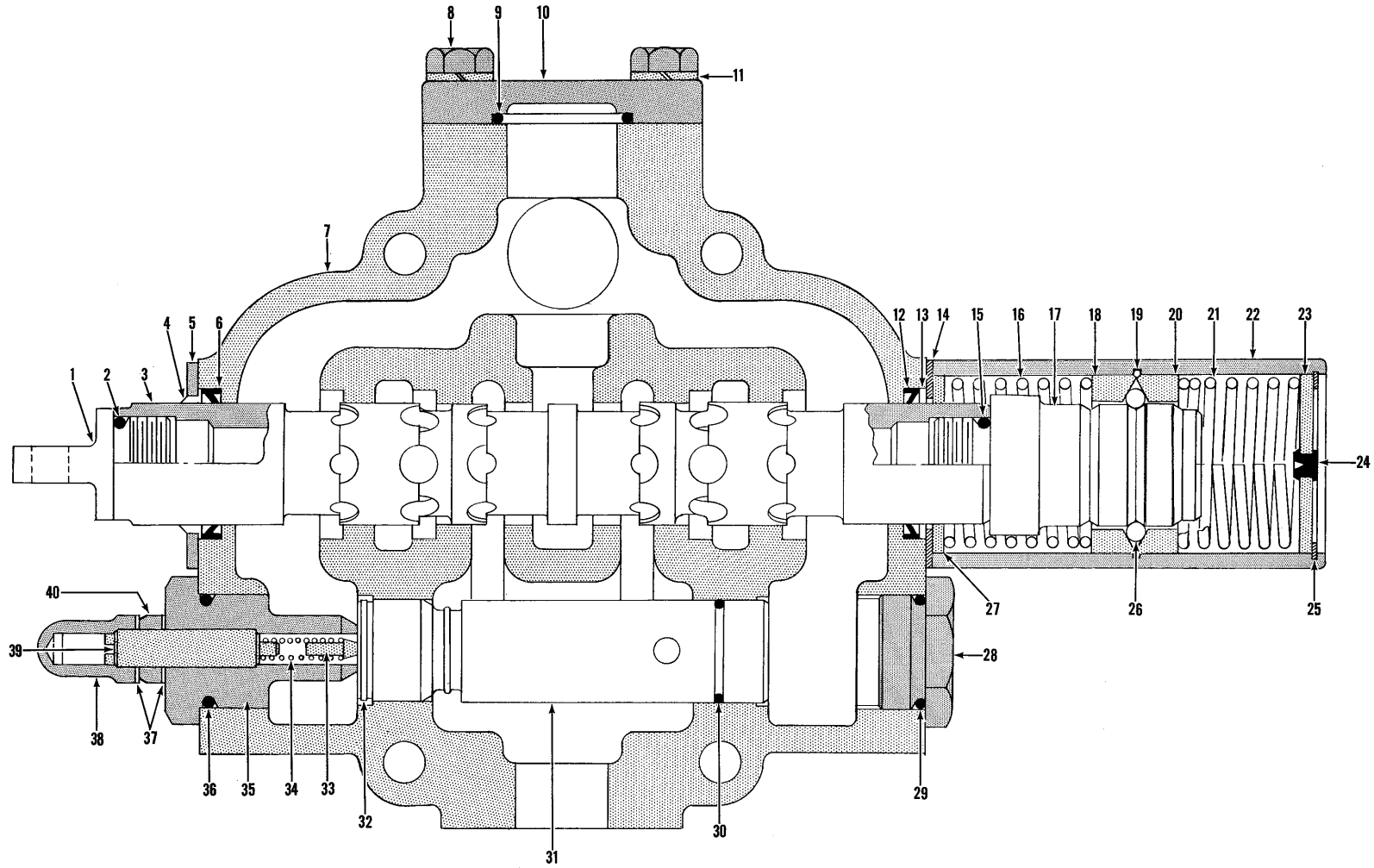
VALVE CONTROL LEVERS AND LINKAGE

TS-7680-P

**VALVE CONTROL LEVERS AND LINKAGE**

Item No.	Part No.	Description	No. Req'd.
1	574329	ROD ASSY, Rear Cross (Inc. 4, 28)	1
2	574329	ROD ASSY, Center Cross (Inc. 26, 27)	1
3	573823	ROD ASSY, Front Cross (Inc. 5, 8)	1
4	8D-08	NUT, Clevis Jam	1
5	8D-08	NUT, Clevis Jam	1
6	4F-08127	PIN, Clevis to Bell Cranks	3
7	1F-416	COTTER, Clevis Pin	3
8	2J-8300	CLEVIS, Rod to Valve	1
9	573920	BELL CRANK	1
10	4F-06106	PIN, Rod to Bell Crank	2
11	1F-312	COTTER, Clevis Pin	2
12	1524925	ROD, Bell Crank to Valve (Inc. 13, 16)	1
13	8D-05	NUT, Clevis Jam	1
14	4F-05062	PIN, Clevis to Valve	2
15	1F-310	COTTER, Clevis Pin	2
16	2J-5204	CLEVIS, Rod to Valve	1
17	2J-5204	CLEVIS, Rod to Valve	1
18	8D-05	NUT, Clevis Jam	1
19	1524925	ROD, Bell Crank to Valve (Inc. 17, 18)	1
20	559947	SUPPORT, Bell Cranks	2
21	573919	BELL CRANK	1
22	559947	SUPPORT, Bell Crank	2
23	559950	PLATE, Bell Crank Supports	2
24	4E-06	LKWSHR, Support to Reservoir	4
25	18C-640	BOLT, Support to Reservoir	4
26	2J-8300	CLEVIS, Rod to Bell Crank	1
27	8D-08	NUT, Clevis Jam	1
28	2J-8300	CLEVIS, Rod to Bell Crank	1
29	565389	KNOB, Control Rod Front	1
30	565389	KNOB, Control Rod Center	1
31	565389	KNOB, Control Rod Rear	1
32	18C-640	BOLT, Support to Cockpit	4
33	4E-06	LKWSHR, Support to Cockpit	4
34	559950	PLATE, Control Rod Supports	2
35	559947	SUPPORT, Control Rods	2
36	559947	SUPPORT, Control Rods	2
37	1528456	CONTROL ROD, Front	1
38	1528454	CONTROL ROD, Center	1
39	1528455	CONTROL ROD, Rear	1
40	4F-08127	PIN, Control Rod to Cross Rod	3
41	1F-416	COTTER, Clevis Pin	3

**WHEN ORDERING PARTS, ALWAYS STATE MODEL AND SERIAL NO. OF MACHINE**



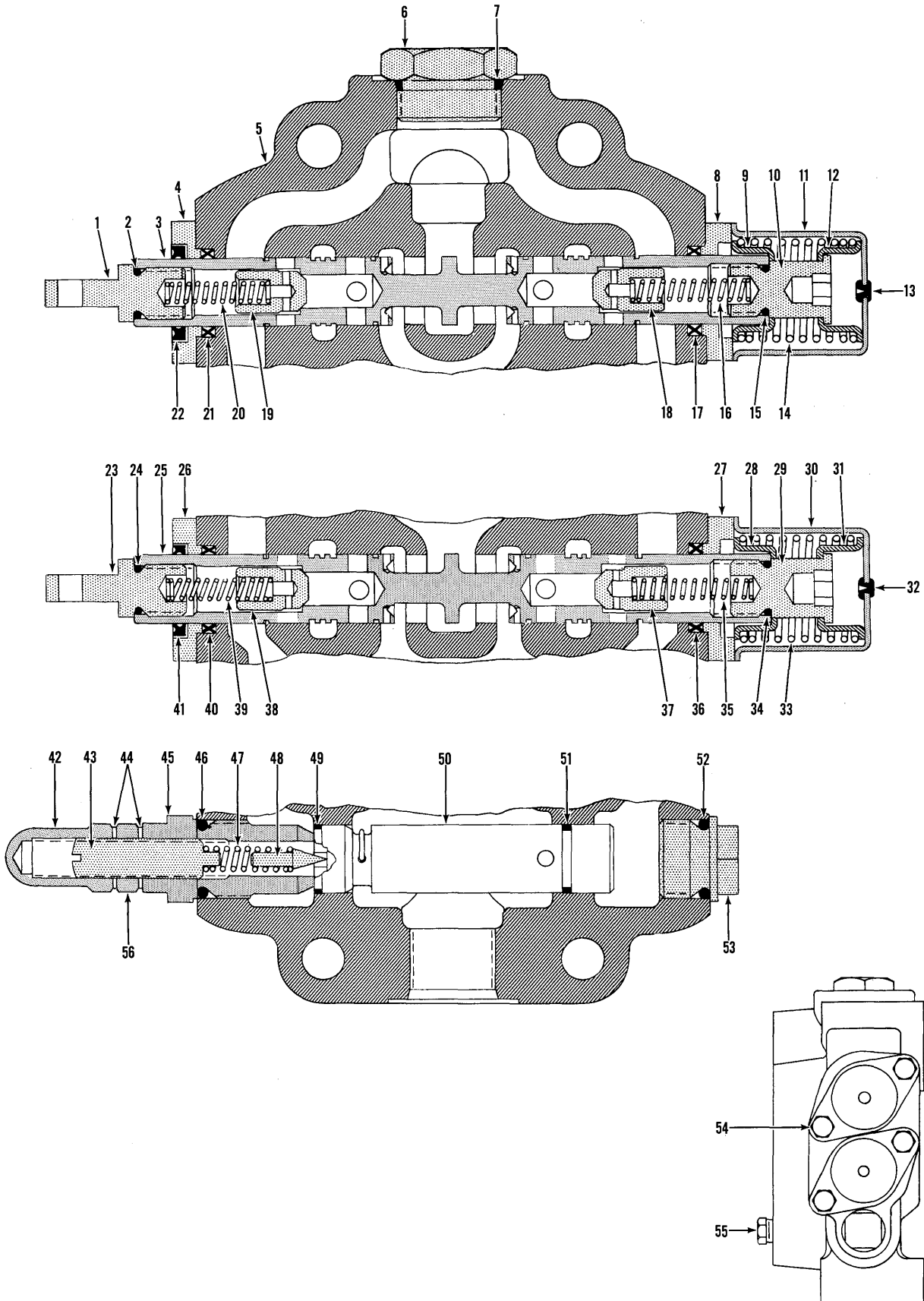
[ 74 ]

CONTROL VALVE ASSEMBLY

TS-8121-P







CONTROL VALVE ASSEMBLY

TS-8112-P

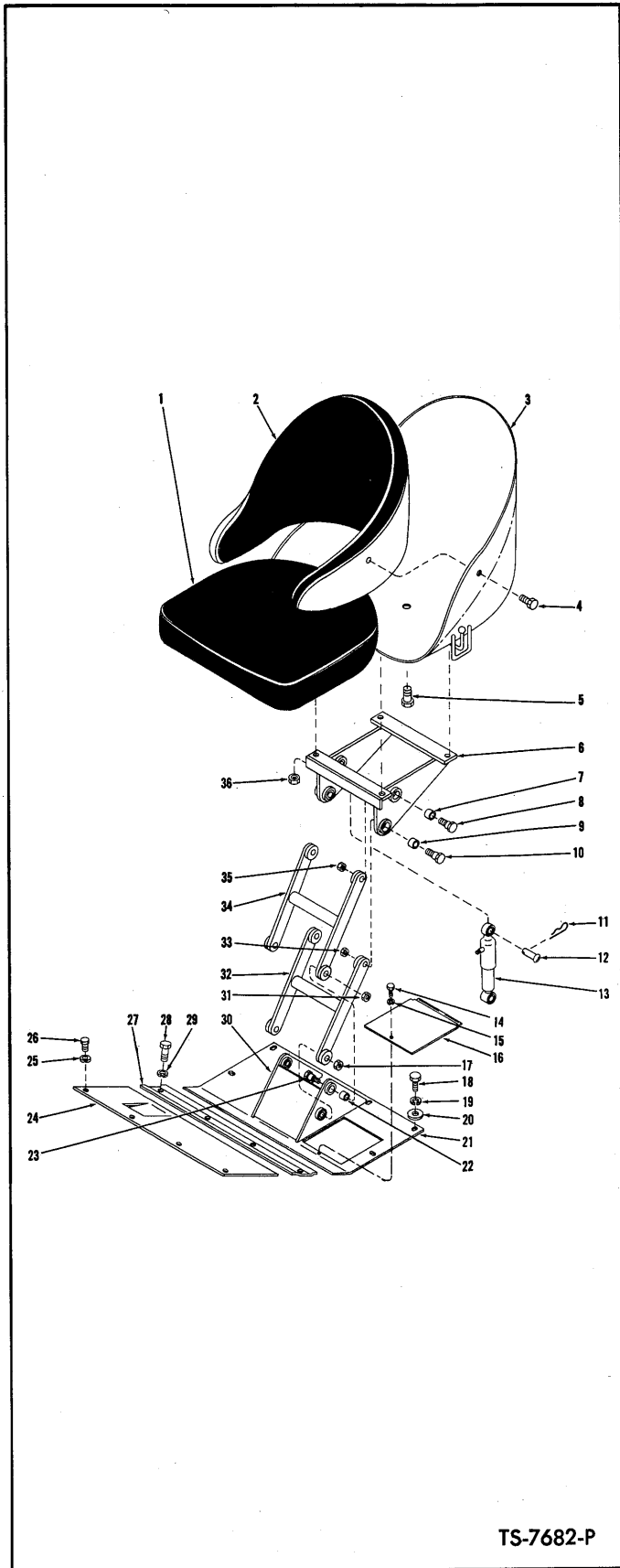
**CONTROL VALVE ASSEMBLY**

Item No.	Part No.	Description	No. Req'd.	Item No.	Part No.	Description	No. Req'd.
A	1527019	VALVE ASSY, Control (Inc. 1 thru 56)	1	28	888451	GUIDE, Spring .....	1
1	945226	EYE, Plunger .....	1	29	888456	CAP, Plunger .....	1
2	945221	"O" RING, Plunger Eye .....	1	30	886749	COVER, Return Spring .....	1
3	-----	§PLUNGER, Operating — See "A" .....	—	31	888451	GUIDE, Spring .....	1
4	945224	PLATE, Seal Retainer .....	1	32	886745	PLUG, Bleeder .....	1
4A	1C-514	†BOLT, Retainer Plate to Housing .....	2	33	888455	SPRING, Return .....	1
4B	4E-05	†LKWSHR, Retainer Plate to Housing ....	2	34	945221	"O" RING, Cap .....	1
5	-----	§HOUSING, Valve — See "A" .....	—	35	871388	SPRING, Check .....	1
6	24K-10	CAP .....	1	36	945225	SEAL, Plunger Oil .....	1
7	91F-10	"O" RING, Valve Cap .....	1	37	945590	CHECK .....	1
8	945224	PLATE, Seal Retainer .....	1	38	945590	CHECK .....	1
9	888451	GUIDE, Spring .....	1	39	871388	SPRING, Check .....	1
10	888456	CAP, Plunger .....	1	40	945225	SEAL, Plunger Oil .....	1
11	886749	COVER, Return Spring .....	1	41	1302437	WIPER, Plunger .....	1
12	888451	GUIDE, Spring .....	1	42	944853	NUT, Acorn .....	1
13	886745	PLUG, Bleeder .....	1	43	944890	SCREW, Adjusting .....	1
14	888455	SPRING, Return .....	1	44	613750	WASHER, Jam Nut .....	2
15	945221	"O" RING, Cap .....	1	45	945732	CAP, Adjusting .....	1
16	871388	SPRING, Check .....	1	46	25K-40024	"O" RING, Adjusting Cap .....	1
17	945225	SEAL, Plunger Oil .....	1	47	886753	SPRING, Poppet .....	1
18	945590	CHECK .....	1	48	886739	POPPET, Relief Valve .....	1
19	945590	CHECK .....	1	49	945229	RING, Relief Valve Retaining .....	1
20	871388	SPRING, Check .....	1	50	946861	RELIEF VALVE (Inc. 49, 51) .....	1
21	945225	SEAL, Plunger Oil .....	1	51	945832	"O" RING, Relief Valve .....	1
22	1302437	WIPER, Plunger .....	1	52	25K-40024	"O" RING, Cap .....	1
23	945226	EYE, Plunger .....	1	53	945227	CAP .....	1
24	945221	"O" RING, Plunger Eye .....	1	54	1C-514	BOLT, Cover to Housing .....	4
25	-----	§PLUNGER, Operating — See "A" .....	—	54A	4E-05	†LKWSHR, Cover to Housing .....	4
26	945224	PLATE, Seal Retainer .....	1	55	40K-04	PLUG, Pipe .....	1
26A	1C-514	†BOLT, Retainer Plate to Housing .....	2	56	8D-08	NUT, Jam .....	1
26B	4E-05	†LKWSHR, Retainer Plate to Housing ....	2	57	18C-856	†BOLT, Valve to Reservoir .....	3
27	945224	PLATE, Seal Retainer .....	1	58	4E-08	†LKWSHR, Valve to Reservoir .....	3

§Not Sold Separately  
†Not Illustrated

**WHEN ORDERING PARTS, ALWAYS STATE MODEL AND SERIAL NO. OF MACHINE**

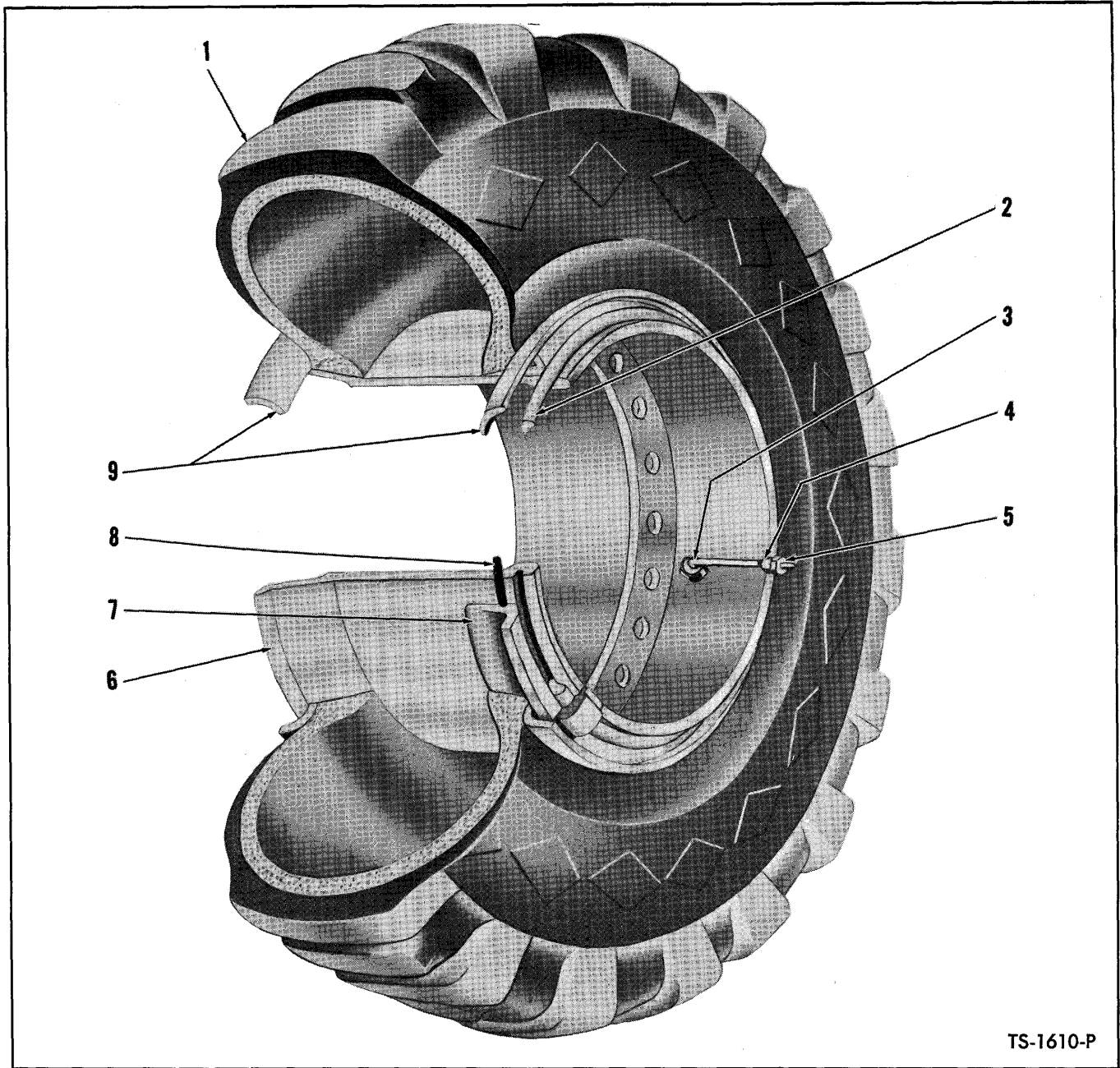
**SEAT AND FLOORBOARDS**



TS-7682-P

Item No.	Part No.	Description	No. Req'd.
A	546687	SEAT ASSY (Inc. 1 thru 5)	1
1	944499	CUSHION, Seat	1
2	944981	CUSHION, Back-Rest	1
3	944982	BUCKET	1
4	1C-610	BOLT, Back-Rest Attaching	5
5	1C-610	BOLT, Seat Cushion Attaching	2
6	946131	CARRIAGE ASSY (Inc. 7, 9)	1
7	945798	BUSHING, Carriage	2
8	945804	BOLT, Carriage to Upper Arm	2
9	945798	BUSHING, Carriage	2
10	945804	BOLT, Carriage to Lower Arm	2
11	1618606	HAIRPIN, Shock Absorber Attaching	2
12	943663	PIN, Shock Absorber Attaching	2
13	559107	SHOCK ABSORBER ASSY	1
14	18C-412	BOLT, Cover Plate Attaching	1
15	4E-04	LKWSHR, Cover Plate Attaching	1
16	594250	PLATE, Cover	1
17	43D-08	NUT, Base to Lower Arm	2
18	18C-616	BOLT, Rear Floorboard to Cockpit	6
19	4E-06	LKWSHR, Rear Floorboard to Cockpit	6
20	571003	WASHER, Rear Floorboard to Cockpit	6
21	1528588	FLOORBOARD & SEAT SUSPENSION ASSY (Inc. 6 thru 10, 17, 21A, 21B, 22, 23, 30 thru 35)	1
21A	1528589	FLOORBOARD, (Only) Rear	1
21B	559106	SEAT SUSPENSION ASSY (Inc. 6 thru 10, 17, 22, 23, 30 thru 35)	1
22	945798	BUSHING, Seat Suspension Base	4
23	945804	BOLT, Base to Lower & Upper Arms	4
24	580843	FLOORBOARD, Front	1
25	4E-06	LKWSHR, Floorboard to Cockpit	4
26	18C-616	BOLT, Floorboard to Cockpit	4
27	580845	PLATE, Floorboard Clamp	1
28	18C-616	BOLT, Clamp Plate to Cockpit	4
29	4E-06	LKWSHR, Clamp Plate to Cockpit	4
30	946130	BASE, Seat Suspension	1
31	43D-08	NUT, Base to Upper Arm	2
32	945796	ARM, Lower	1
33	43D-08	NUT, Carriage to Lower Arm	2
34	945796	ARM, Upper	1
35	43D-08	NUT, Carriage to Upper Arm	2
36	18D-05	NUT, Seat to Carriage	4

**WHEN ORDERING PARTS, ALWAYS STATE MODEL AND SERIAL NO. OF MACHINE**



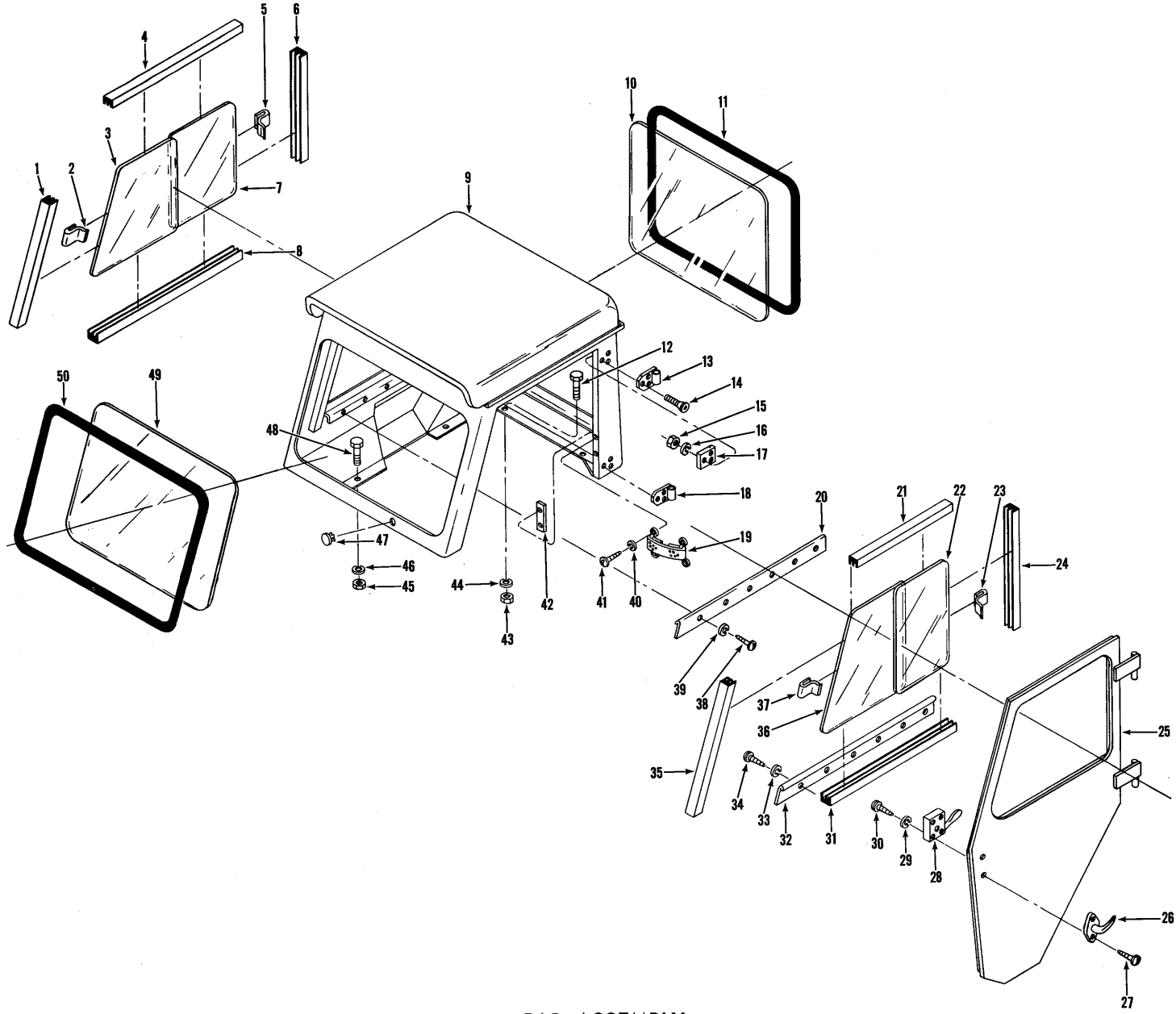
TS-1610-P

**WHEEL AND TIRE DATA**

Item No.	23.5 x 25	26.5 x 25	Description	No. Req'd.
1	_____	_____	§TIRE .....	2
2	580274	580274	RING, Lock .....	2
3	509445	509445	VALVE STEM (Inc. 4, 5) .....	2
4	551684	551684	ADAPTER, Valve Stem .....	2
5	551685	551685	CAP, Valve Stem .....	2
6	563632	1520255	WHEEL .....	2
7	553956	553956	BAND, Bead Seat .....	2
8	580278	580278	"O" RING .....	2
9	551341	516784	FLANGE .....	4
10	529310	529310	†PLUG, Water Filling .....	2

†Not Illustrated  
§Not Sold Separately

**WHEN ORDERING PARTS, ALWAYS STATE MODEL AND SERIAL NO. OF MACHINE**



CAB ASSEMBLY

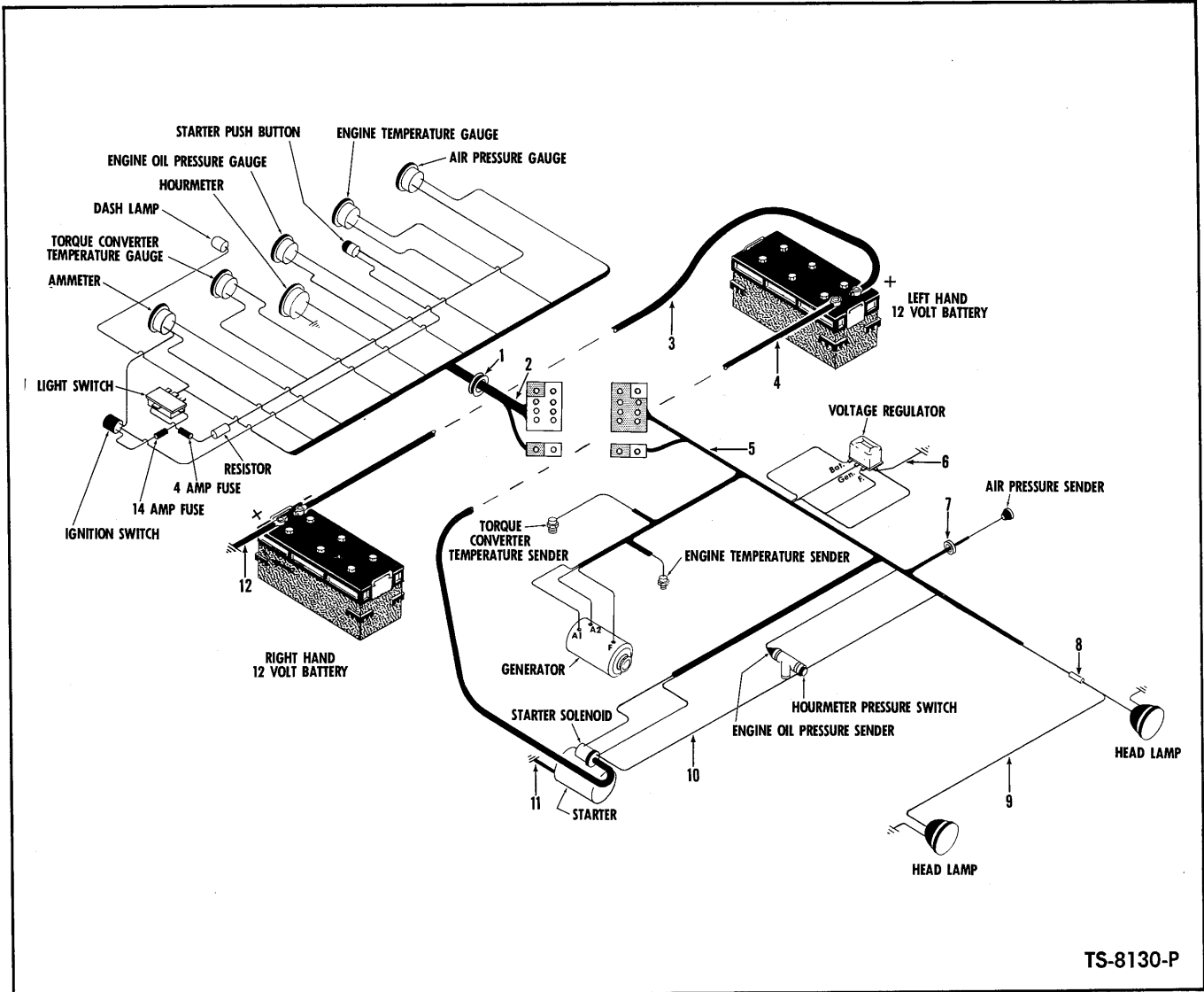
TS-8122-P

**CAB ASSEMBLY**

Item No.	Part No.	Description	No. Req'd.	Item No.	Part No.	Description	No. Req'd.
A	1528767	CAB ASSY (Inc. 1 thru 50, 52)	1	26	1525907	HANDLE, Door — (Standard, Non-Locking)	1
1	569696	CHANNEL, Sliding Window — Front	2 ft.	26A	1525910	†HANDLE, Door — (Optional — Locking)	1
2	139675	FINGER LIFT, Sliding Window	1	27	763129	SCREW, Door Handle	2
2A	139676	†TAPE, Insulating	1 ft.	27A	18E-10	†LKWSHR, Door Handle	2
3	—	§GLASS PATTERN, Front Sliding Window (See 51)	—	28	138249	LATCH, Inside Door	1
4	569696	CHANNEL, Sliding Window — Top	2 ft.	29	17E-10	LKWSHR, Door Latch	4
5	139675	FINGER LIFT, Sliding Window	1	30	2G-1012	SCREW, Door Latch	4
5A	139676	†TAPE, Insulating	1 ft.	31	569696	CHANNEL, Sliding Window — Bottom	3 ft.
6	569696	CHANNEL, Sliding Window — Rear	2 ft.	32	138248	STRIP, Sliding Window Retaining	1
7	—	§GLASS PATTERN, Rear Sliding Window (See 51)	—	33	17E-10	LKWSHR, Retaining Strip Attaching	6
7A	584310	†WEATHERSTRIP, Window Edge	1	34	18G-1008	SCREW, Retaining Strip Attaching	6
8	569696	CHANNEL, Sliding Window — Bottom	3 ft.	35	569696	CHANNEL, Sliding Window — Front	1
9	1528615	BODY, Cab	1	36	—	§GLASS PATTERN, Front Sliding Window (See 51)	—
10	—	§GLASS PATTERN, Rear Window (See 51)	—	37	139675	FINGER LIFT, Sliding Window	1
11	569694	MOULDING, Rear Window	9 ft.	37A	139676	†TAPE, Insulating	1 ft.
12	18C-816	BOLT, Cab Attaching	2	38	18G-1008	SCREW, Retaining Strip Attaching	6
13	138288	HINGE, Door	1	39	17E-10	LKWSHR, Retaining Strip Attaching	6
14	9G-520	SCREW, Door Hinge	6	40	4E-04	LKWSHR, Check Strap Attaching	4
15	17D-2	NUT, Door Hinge	6	41	4G-412	BOLT, Check Strap Attaching	4
16	—	OMIT, Not Used on this Application	—	42	138379	PLATE, Check Strap Backing	2
17	138291	PLATE, Hinge Backup	2	43	18D-08	NUT, Cab Attaching	2
18	138288	HINGE, Door	1	44	—	OMIT, Not Used on this Application	—
19	138232	STRAP, Door Check	2	45	18D-06	NUT, Cab Attaching	8
20	138298	STRIP, Sliding Window Retaining	1	46	—	OMIT, Not Used on this Application	—
21	569696	CHANNEL, Sliding Window — Top	2 ft.	47	743200	BUTTON, Plug — Windshield Wiper Hole	1
22	—	§GLASS PATTERN, Rear Sliding Window (See 51)	—	48	18C-612	BOLT, Cab Attaching	8
23	139675	FINGER LIFT, Sliding Window	1	49	—	§GLASS PATTERN, Windshield (See 51)	—
23A	139676	†TAPE, Insulating	1 ft.	50	569694	MOULDING, Windshield	9 ft.
24	569696	CHANNEL, Sliding Window — Rear	2 ft.	51	945984	GLASS PATTERN KIT (Inc. 3, 7, 10, 22, 36, 49)	1
25	593219	DOOR ASSY (Inc. 13 thru 42)	1	52	139149	†CHANNEL, Glass Divider	4 ft.
25B	943623	†WEATHER STRIP, Door	13 ft.				
25A	138238	PANEL, Door	1				

†Not Illustrated  
§Not Sold Separately

**WHEN ORDERING PARTS, ALWAYS STATE MODEL AND SERIAL NO. OF MACHINE**

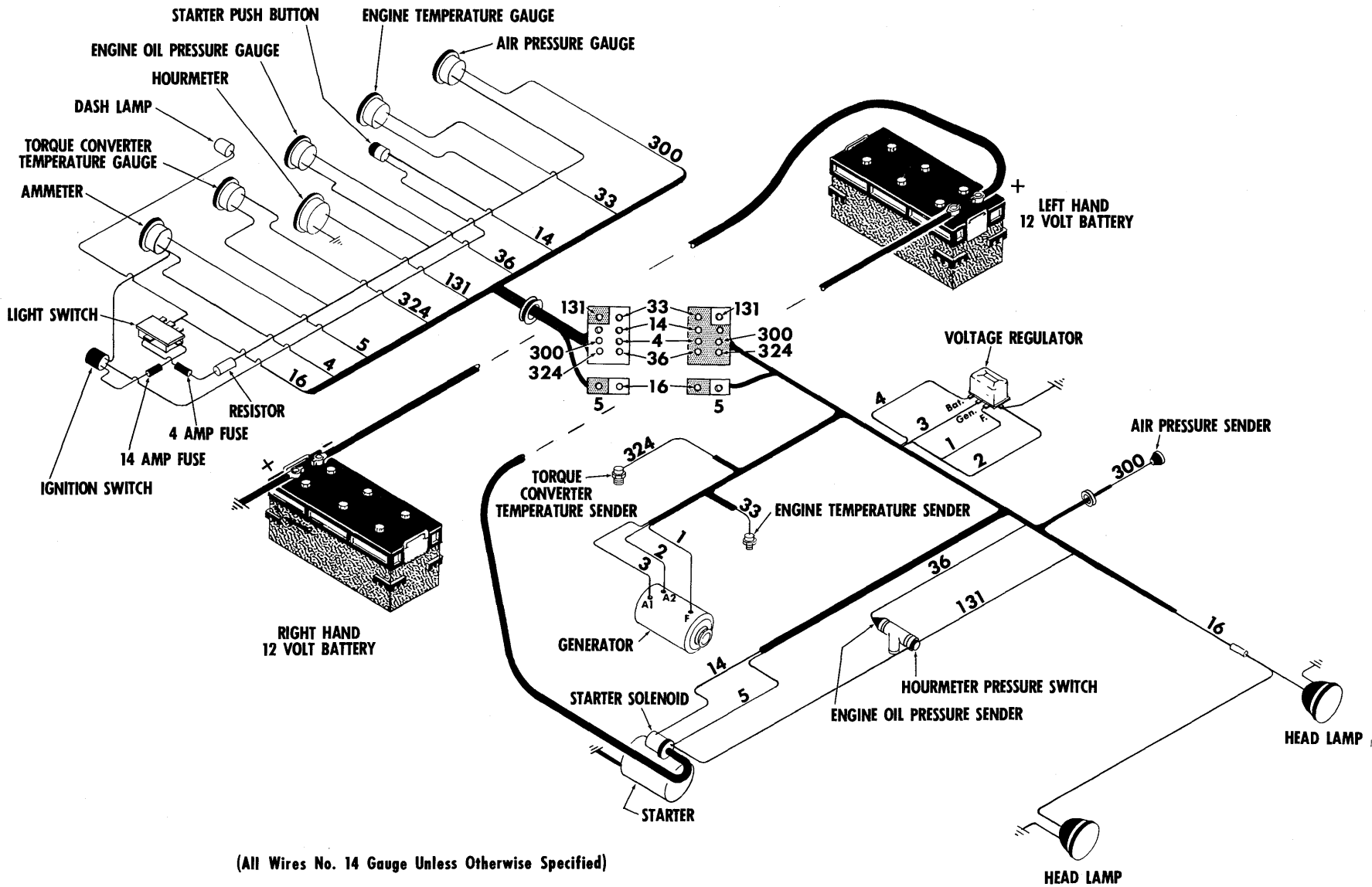


**WIRING AND BATTERY CABLES**

Item No.	Part No.	Description	No. Req'd.
1	530533	GROMMET, Cockpit .....	1
2	1527218	HARNESS, Cockpit Wiring .....	1
3	1529396	CABLE, Battery Connecting .....	1
4	1526929	CABLE, Battery to Solenoid .....	1
5	1526909	HARNESS, Main Wiring .....	1
6	637280	WIRE, Voltage Regulator Ground .....	1
7	511426	GROMMET, Cockpit .....	1
8	602355	CONNECTOR, Terminal .....	1
9	593206	WIRE, Terminal to Head Lamps .....	1
10	558525	WIRE, Solenoid to Pressure Switch .....	1
11	581063	CABLE, Starter Ground .....	1
12	1529395	CABLE, Battery Ground .....	1

**WHEN ORDERING PARTS, ALWAYS STATE MODEL AND SERIAL NO. OF MACHINE**





(All Wires No. 14 Gauge Unless Otherwise Specified)

WIRING DIAGRAM

TS-8071-P



DECALS AND NAMEPLATES

Item No.	Part No.	Description	No. Req'd.
1	547852	*DECAL, Michigan .....	2
2	559283	*DECAL, Model .....	2
3	538256	*DECAL, Transmission Drain .....	1
4	548520	*DECAL, Torque Converter .....	1
5	538258	*DECAL, Starter .....	1
6	1520495	*DECAL, "Best on Earth" .....	2
7	1534439	*DECAL, Engine Warm-up .....	1
8	562302	PLATE, Lubrication Instruction .....	1
9	6C-705	SCREW, Lubrication Plate Mounting .....	4
10	569389	PLATE, Emergency Stop .....	1
11	6C-605	SCREW, Emergency Stop Plate .....	2
12	542074	PLATE, Patent .....	1
13	6C-706	SCREW, Patent Plate Mounting .....	4

\*NOTE: Contact your Michigan Distributor for the above listed decals.

TOOLS

Item No.	Part No.	Description	No. Req'd.
14	593410	**SLEEVE, Piston Rod Wiper Taper .....	1
15	593409	**RING, Packing Compressor .....	1

\*\*NOTE: Optional Equipment — Not furnished with machine.

NOTES

---



---



---



---



---



---

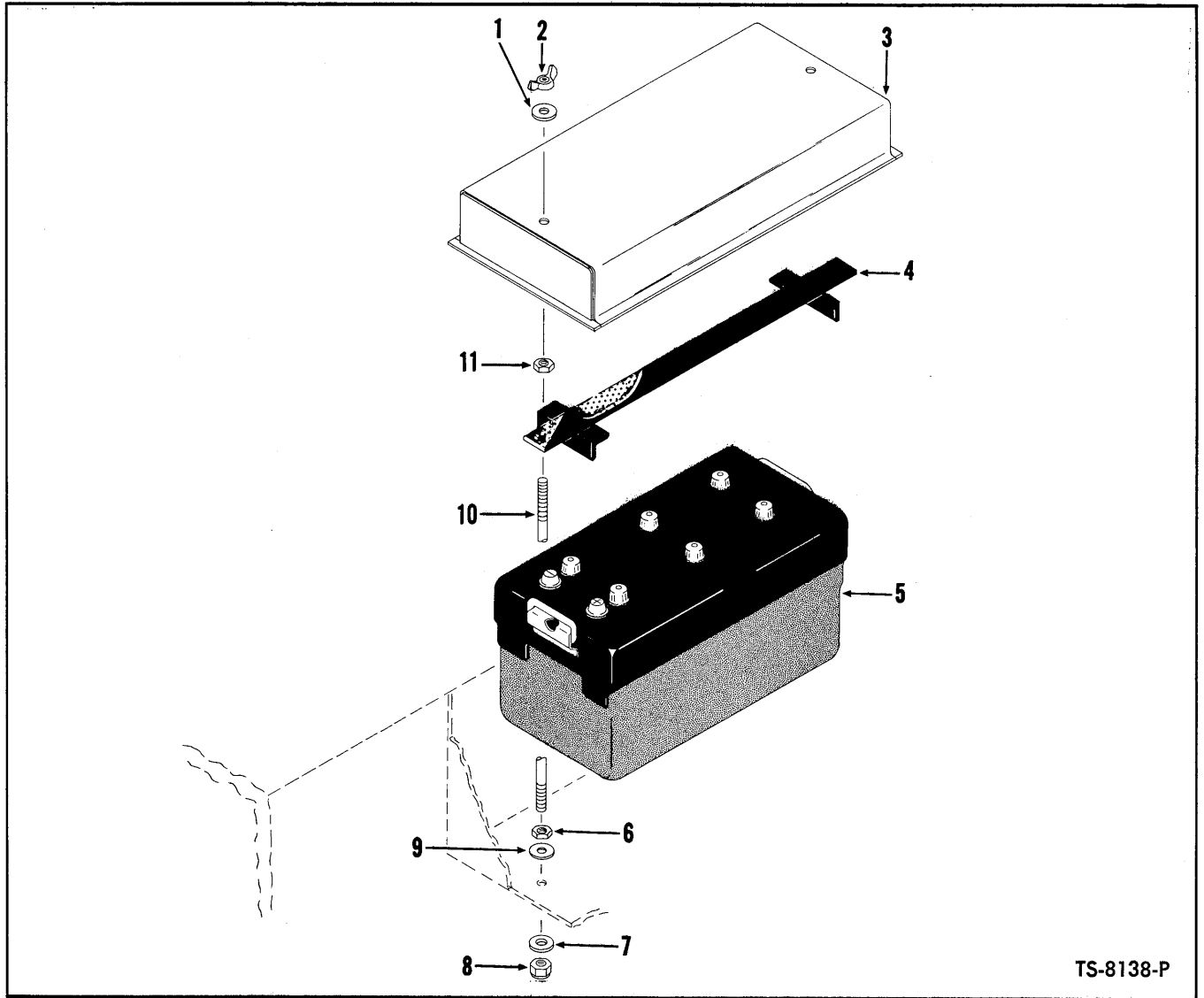


---



---

WHEN ORDERING PARTS, ALWAYS STATE MODEL AND SERIAL NO. OF MACHINE

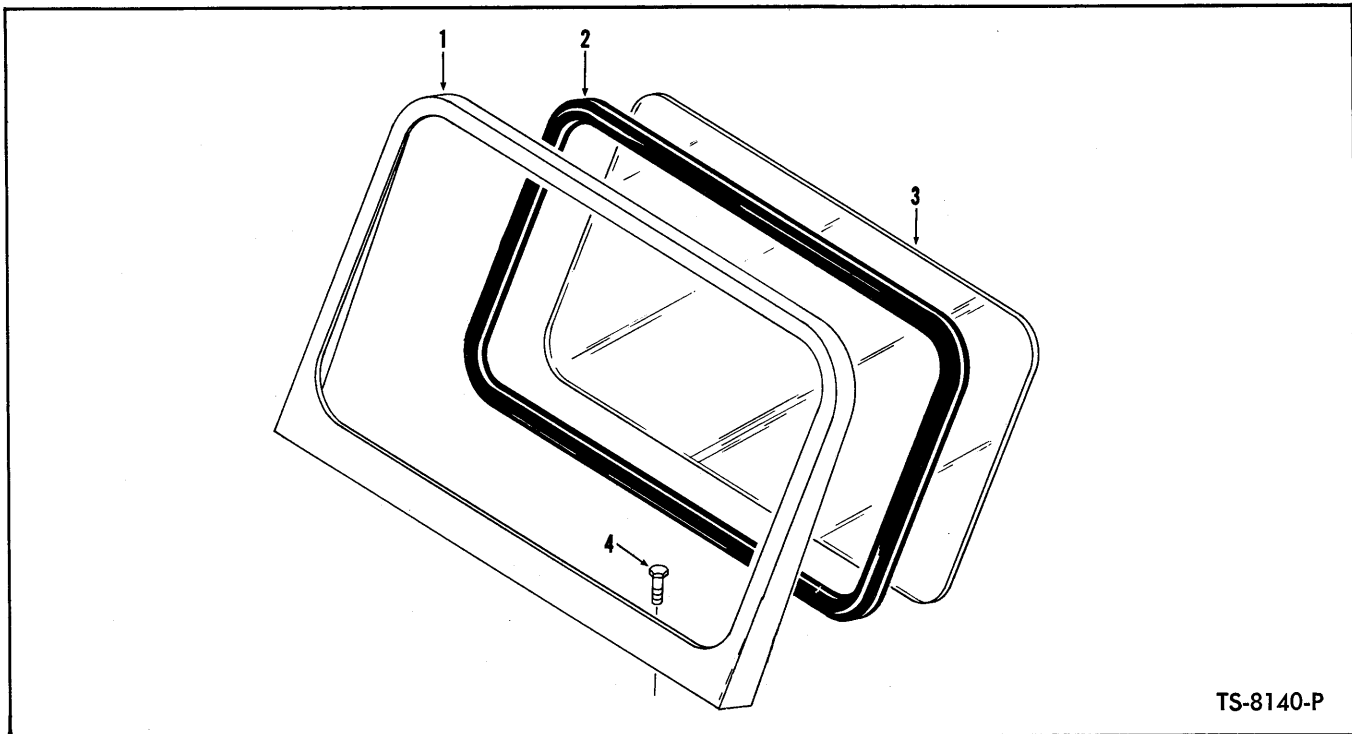


TS-8138-P

**BATTERIES, BATTERY HOLDDOWNS AND COVERS**

Item No.	Part No.	Description	No. Req'd.
1	664422	WASHER, Cover .....	4
2	23D-05	WING NUT, Cover .....	4
3	1526497	COVER, Battery — L.H. ....	1
3A	1528460	†COVER, Battery — R.H. ....	1
4	1528459	HOLD DOWN, Battery .....	2
5	1310121	BATTERY .....	2
6	8D-05	NUT, Stud .....	4
7	664422	WASHER, Stud .....	4
8	18D-05	NUT, Stud .....	4
9	664422	WASHER, Stud .....	4
10	1526495	STUD, Battery Hold Down .....	4
11	8D-05	NUT, Hold Down .....	4

**WHEN ORDERING PARTS, ALWAYS STATE MODEL AND SERIAL NO. OF MACHINE**



**WINDSHIELD**

Item No.	Part No.	Description	No. Req'd.
1	138345	FRAME, Windshield .....	1
2	569694	MOULDING, Windshield to Frame .....	9 ft.
3	138351	GLASS, Windshield (Template) .....	1
4	18C-620	BOLT, Windshield to Cockpit .....	3

**WINDSHIELD WIPER**

Item No.	Part No.	Description	No. Req'd.
5	585064	†WIPER MOTOR .....	1
6	351195	†WIPER ARM .....	1
7	881320	†WIPER BLADE .....	1
8	552440	†SWITCH, Wiper .....	1
9	652764	†WIRE, Starter Button to Switch .....	1
10	567732	†WIRE, Switch to Wiper Motor .....	1
11	550910	†GROMMET .....	1
12	585070	†BRACKET, Wiper & Motor .....	1
13	585071	†SPACER, Bracket to Windshield Panel .....	1
14	18C-416	†BOLT, Bracket Mounting .....	3
15	18D-04	†NUT, Bracket Mounting .....	3
16	18C-620	†BOLT, Bracket Mounting .....	1
17	585072	†SPACER, Bracket to Wiper Blade .....	1

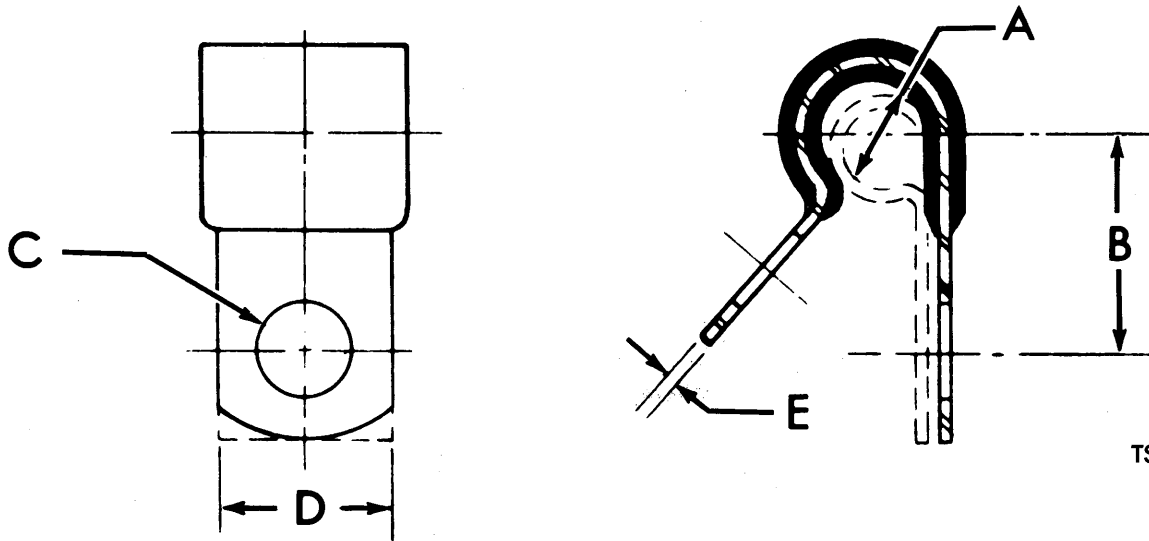
†Not Illustrated

**WHEN ORDERING PARTS, ALWAYS STATE MODEL AND SERIAL NO. OF MACHINE**

**WIRING, PIPE AND HOSE CLIPS**

The following types of clips are used in connection with the various wiring, fuel, air and hydraulic piping systems employed in this unit. When replacing clips identification can be made by checking type and physical dimensions listed to obtain part number.

**INSULATED CLIP**



TS-5008-P

ITEM No.	PART NUMBER	A	B	C	D	E
1	30H-7	$\frac{1}{8}$	$1\frac{5}{32}$	$\frac{3}{32}$	$\frac{1}{2}$	.025
2	30H-12	$\frac{3}{16}$	$\frac{5}{8}$	$1\frac{3}{32}$	$\frac{3}{4}$	.032
3	30H-16	$\frac{1}{4}$	$2\frac{1}{32}$	$1\frac{3}{32}$	$\frac{3}{4}$	.032
4	30H-23	$\frac{3}{8}$	$2\frac{3}{32}$	$1\frac{3}{32}$	$\frac{3}{4}$	.032
5	30H-25	$\frac{7}{16}$	$\frac{5}{8}$	$\frac{3}{32}$	$\frac{1}{2}$	.050
6	30H-27	$\frac{7}{16}$	$\frac{3}{4}$	$1\frac{3}{32}$	$\frac{3}{4}$	.050
7	30H-30	$\frac{1}{2}$	$2\frac{3}{32}$	$1\frac{1}{32}$	$\frac{5}{8}$	.050
8	30H-31	$\frac{1}{2}$	$2\frac{5}{32}$	$1\frac{3}{32}$	$\frac{3}{4}$	.050
9	30H-46	$1\frac{3}{16}$	$1\frac{5}{16}$	$1\frac{3}{32}$	$\frac{3}{4}$	.050

**WHEN ORDERING PARTS, ALWAYS STATE MODEL AND SERIAL NO. OF MACHINE**



# NUMERICAL INDEX

Part No.	Page No.	Part No.	Page No.	Part No.	Page No.	Part No.	Page No.
1C-412	75	4E-08	9, 11, 15, 16, 17, 20, 33, 35, 36, 40, 43, 47, 57, 61, 62, 66, 69, 70, 75, 77	15K-10	61	18D-04	1, 5, 33, 39, 40, 53, 61, 69, 86
1C-416	75	4E-09	45	16F-01	21	18D-05	9, 49, 51, 53, 78, 85
1C-512	29	4E-10	7, 43, 45, 59, 69, 70	16F-06	35	18D-06	3, 4, 9, 33, 39, 40, 53, 61, 81
1C-514	31, 77	4F-04051	5, 49	16F-12	66	18D-07	61
1C-610	78	4F-05062	73	16F-16	11	18D-08	4, 9, 57, 59, 81
1C-612	36, 55	4F-06106	49, 73	17C-514	53	18D-10	1, 4
1C-614	31	4F-08127	73	17C-548	53	18D-12	7
1C-622	36	4G-412	81	17C-612	3	18D-16	7
1C-624	13	5C-612	13	17C-616	33	18E-10	81
1C-628	13	5C-616	13	17C-620	61, 69	18F-1	1
1C-632	43	5C-618	13	17C-628	39	18F-4	53
1C-636	13, 43	5E-05	29	17C-636	40	18G-606	65
1C-640	13	5E-06	36	17C-720	3	18G-1008	81
1C-720	43	5K-110	33	17C-724	36, 39, 69	19F-1	53
1C-722	36, 37	5K-114	33	17C-732	62	19F-3	1, 53
1C-812	47	5K-409	53	17C-820	57, 62, 70	19F-4	53
1C-820	15, 16, 17, 20, 36, 75	5K-824	13	17C-824	40, 69	19F-6	53
1C-908	43	6C-605	84	17C-828	61	22F-6	13
1C-924	45	6C-705	84	17D-2	81	23D-05	85
1C-1036	45	6C-706	84	17E-10	81	23F-4	53
1C-1056	43	6E-04	65	17F-2	53	24E-06	47
1F-207	5	6H-11	13	17F-3	53	24F-1	33
1F-208	5, 49	6H-15	66	17K-8	69	24K-10	77
1F-308	47	6H-29	14	18C-410	9	25K-30012	35
1F-310	73	6H-30	69	18C-412	5, 33, 53, 78	25K-30014	50
1F-312	49, 50, 51, 73	6H-32	14	18C-416	86	25K-30016	13
1F-316	5	7J-4108	57	18C-420	1	25K-30018	29
1F-412	43, 47	8C-716	36	18C-456	5	25K-30030	29
1F-416	73	8C-820	15, 16, 17, 19, 35	18C-508	53	25K-30118	55
1F-422	57	8C-1028	1	18C-512	49, 53	25K-30128	39, 40, 69, 75
1F-632	20, 35	8D-04	5	18C-514	49	25K-40024	29, 31, 37, 77
1F-636	13, 16	8D-05	3, 5, 73, 85	18C-516	9, 51	25K-40026	13
1F-748	45	8D-06	35, 49	18C-528	49	25K-40100	29
1F-856	63	8D-07	55	18C-612	66, 69, 81	25K-40108	55, 75
1H-414	14	8D-08	4, 35, 41, 73, 75, 77	18C-614	9	25K-40110	40, 61, 69
1H-518	14	8D-10	57	18C-616	3, 9, 11, 66, 69, 78	25K-40116	39, 69
1H-534	14	8D-12	57	18C-618	9	25K-40128	39, 40, 69, 75
1M-18040	4	9G-520	81	18C-620	3, 9, 33, 40, 53, 61, 86	25K-40224	55, 61
1M-22040	4	10F-02	43	18C-628	39	25K-40312	55, 69
2C-624	22	10H-25	41, 43, 59, 63	18C-640	73	25K-40408	20
2E-14	55	10H-35	41, 57	18C-720	61	25K-40416	36
2G-1005	9	10J-08	22, 24, 25, 26, 27, 35, 75	18C-812	33	25K-40420	35, 63
2G-1008	5	10J-09	55	18C-816	66, 81	25K-40424	35
2G-1012	81	10J-10	23	18C-820	9, 11, 66	25K-40428	11, 66
2J-4200	5	10J-12	31, 46	18C-822	61	25K-40500	63
2J-5204	73	10J-24	29	18C-824	9, 62	25K-40616	45
2J-6208	49	11E-135	43	18C-828	9, 11, 53	25K-40624	66
2J-8300	73	11F-12	43	18C-832	11, 57	25K-40708	13
3C-614	45	12D-8	65	18C-840	57	25K-40816	13
3E-09	43, 55	12E-6	65	18C-856	77	25K-60116	13
3G-604	65	12E-8	65	18C-864	59	25K-60124	43
3G-608	65	12E-10	1, 9, 36, 40, 53, 65	18C-868	59	25K-60204	20, 35
3G-806	5	12F-014	31	18C-872	75	26F-2	13
3G-814	9	12F-100	31	18C-880	59	26F-3	13, 53
4C-612	35	12F-113	31	18C-1020	59	30H-7	87
4C-616	63	12H-15	43, 57, 59, 63	18C-1024	70	30H-12	87
4C-820	43	12H-25	59	18C-1028	7	30H-16	5, 87
4D-10	57	13F-02	53	18C-1036	1	30H-23	87
4E-04	9, 75, 78, 81	13F-04	53	18C-1040	1	30H-25	87
4E-05	3, 31, 49, 53, 77	13F-08	37, 53, 55	18C-1056	4	30H-27	87
4E-06	3, 9, 11, 13, 31, 35, 36, 40, 43, 45, 47, 55, 61, 66, 69, 73, 75, 78	13F-12	13	18C-1072	57, 63	30H-30	87
4E-07	3, 13, 36, 37, 39, 45, 55, 69	13F-16	13	18C-1236	7	30H-31	87
		13F-20	35	18C-1240	7	30H-46	87
		14D-10	1, 36, 40, 53, 65	18C-1656	7	31F-1	29, 33, 53
				18C-16168	7	31F-3	11, 53
						31F-4	53

Part No.	Page No.	Part No.	Page No.	Part No.	Page No.	Part No.	Page No.
31F-5	39, 69	107978	45	119430	45	217397	24
31F-6	40, 61	109597	47	119431	45	217398	17
31G-409	65	110348	43	119469	43	217411	22, 23, 25, 26, 27
32F-2	33	110522	45	119650	43	217415	24
33F-2	53	110523	45	120100	43	217416	24
33F-3	53	110528	45	120218	43	217417	24
33F-4	53	110529	45	120270	47	217418	17, 19
33F-5	61, 69	110532	45	138232	81	217420	24
33G-405	57	110536	45	138238	81	217468	15
36F-1	29, 33	110539	45	138248	81	217475	35
36F-2	53	110541	45	138249	81	217488	16
36F-3	11	110543	45	138288	81	217490	16
36F-4	33	110544	45	138291	81	217499	13
36F-5	40, 61	110545	45	138298	81	217500	15, 16
38F-9	11	110559	43	138345	86	217502	17, 19
40K-02	29, 35	110607	43	138351	86	217504	16
40K-04	13, 29, 31, 35, 37, 39, 40, 53, 77	110855	47	138379	81	217506	15, 16, 17, 19
41K-04	69	110941	43	139149	81	217507	15, 16, 17, 19
43D-08	78	111439	47	139675	81	217508	15, 16
47K-3	29, 31	111658	45	139676	81	217509	22, 23, 25, 26, 27
50D-6	65	111691	45	190163	43	217510	24
50D-08	9	111695	45	201262	20, 35	217518	13
50D-10	9	111696	48	201398	35	217519	13
60K-40608	36	111750	45	201400	35	217536	13
60K-40700	36	112210	47	201401	31	217537	13
62D-06	47	112211	47	201566	31	217544	15
62D-07	13, 45	112212	47	202459	35	217545	16
64D-10	43, 45	112213	47	202882	13	217562	13
64D-12	43	112216	47	203253	36	217563	13
66D-05	5	112278	43	204347	35	217574	14
66D-10	57	112412	43	205928	13, 16	217590	13
66D-12	55	112695	43	208261	35	217595	13
68D-06	36	113249	47	209673	35	217598	17
68D-10	63	114211	43	211323	36	217599	22, 23, 24, 25, 26, 27
68D-16	7	114212	43	211433	13	217605	21
70D-08	9, 11, 53	114259	45	214295	13, 35	217620	13
70D-12	7	114304	47	214337	17	217626	20
71D-08	9, 11	114306	47	214668	37	217628	17
71D-12	7	114307	47	214941	36	217629	17
72F-2	4	117225	43	215164	13	217632	29
72F-3	53	117336	43, 45	215183	13	217647	29
73G-728	55	117445	43	215502	39	217648	29
74G-1028	7	118349	43	216095	36	217649	29
83F-3	13	118358	43	217099	22, 23, 25, 26, 27	217650	29
91F-5	33	118767	47	217128	17, 19	217651	29
91F-6	55	118771	46	217130	24	217652	29
91F-7	29	118772	46	217133	24	217653	13
91F-8	39, 69	118773	46	217136	24	217654	29
91F-10	39, 40, 61, 77	118774	46	217137	24	217686	20
91F-11	39	118775	46	217138	24	217687	20
92F-7	13	118776	46	217140	24	217688	20
100838	36	118781	43	217141	23	217689	17
100941	45	118782	43	217152	22, 25, 26, 27	217690	17
102189	43	118783	43	217155	22, 25, 26, 27	217691	17
103076	43	118785	43	217156	15, 16, 17, 19	217692	24
103452	43	118786	43	217158	22, 25	217693	15
104203	43	118787	43	217161	23, 25, 26, 27	217698	14
104204	43	118788	43	217162	22, 23, 25, 26, 27	217699	14
104412	43	118790	43	217164	22, 23, 25, 26, 27	217700	14
104471	45	118791	43	217165	22, 25, 26	217701	14
104645	49	118798	43	217251	17	217702	14
106358	29	118803	46	217253	17	217703	14
106547	43	118943	43	217280	23	217704	14
106998	43	118982	45	217334	22, 23, 24, 25, 26, 27	217705	14
107010	43	119046	43	217341	17, 19	217706	14
107013	43	119138	45	217342	17, 20	217707	14
107481	45	119139	45	217343	19, 20	217708	14
107735	43	119141	43, 45	217352	17	217709	14
107736	43	119214	43	217361	22, 23, 25, 26, 27	217710	14
107739	43	119217	43	217385	15	217711	14
107977	45	119218	43	217386	15	217711	14
		119263	45	217388	23	217715	20



Part No.	Page No.	Part No.	Page No.	Part No.	Page No.	Part No.	Page No.
218358	13	224036	36	230010	13	535450	61
218376	13	224039	36	230026	31	538256	84
218703	20	224066	43	230056	21	538258	84
218717	36	224083	45	230067	21	540104	4
218721	36	224322	31	230076	13	540106	61
218723	35	225310	31	230084	31	540107	69
218725	35	225385	36	230086	31	540129	39, 40
218731	35	225400	17, 19	230087	31	540130	11
218733	35	225763	20, 35	230089	31	540306	53
218737	35	225766	24	230091	31	540797	3
218738	35	225768	24	230092	31	541221	36
218739	35	225778	36	230093	31	541865	33
218740	35	225781	36	230096	31	542074	84
218741	35	225796	22, 25, 26	230097	31	542646	1
218742	35	225813	22, 25, 26, 27	230098	31	545204	39, 69
218743	35	225840	15, 16	230099	31	545941	57
218744	35	225841	15	230100	29	546687	78
218745	20	225842	16	230101	29	546803	39
218752	35	225844	17, 19	230102	29	546829	39, 40
218753	36	225845	17	230103	29	547007	39
218777	36	225846	15	230104	29	547563	39, 40, 61
218778	36	225850	20	230105	29	547852	84
218779	35	225851	13	230106	29	548520	84
218782	36	226025	36	230107	31	549129	63
218791	35	226026	35	230111	31	549132	63
218855	36	226027	35	230112	31	550044	57
218859	36	226056	35	230113	31	550735	65
218862	35	226595	36	230114	31	550741	65
218870	36	226856	35	230129	31	550742	65
219234	36	227034	36	230130	21	550743	65
219417	35	227064	35	230236	21	550832	1
219418	35	227065	35	230268	31	550877	61
220724	29	227076	37	230338	13	550910	86
220965	48	227087	37	230504	62	550921	61
220968	48	227292	37	230520	29	551015	5
220969	48	227418	29	230571	70	551090	5
220983	29	227422	29	230591	31	551244	9
221408	13	227423	29	230592	31	551251	65
221478	36	227495	22, 23, 25, 26, 27	282753	35	551319	65
221992	36	227496	24	282823	13	551321	40, 65
222008	36	227550	29	300058	29	551322	65
222019	36	227555	29	302602	36	551323	1, 36
222027	35	227556	29	351195	86	551341	79
222031	35	227557	29	356617	61	551434	9
222035	35	227558	29	356619	1	551606	63
222037	36	227560	29	450245	36	551684	79
222038	36	227561	29	503146	9	551685	79
222041	29, 31, 37	227562	29	507688	17	551835	39, 40
222067	14	227563	29	507815	53	551906	36
222179	13	227564	29	507816	53	552161	62, 70
222181	17, 19, 20, 35	228094	29	509445	79	552438	49, 53
222221	36	228095	29	510452	53	552440	86
222223	36	228096	29	511426	82	553620	65
222233	13	228190	39	513864	3	553956	79
222263	36	228499	37	513865	3	554843	66
222265	36	228500	37	516784	79	556489	65
222266	36	228986	36	517228	65	556562	51
222582	27	228987	36	518259	51	556655	11
223387	15	229063	15	518261	51	558525	82
223570	35	229065	16	518331	55	558960	65
223740	15, 16, 17, 19, 21	229729	31	522969	39	559106	78
223852	24	229768	36	525293	13, 66	559107	78
223856	15	229997	13	526676	39	559192	39, 40
223866	36	229998	13	527684	53	559243	9
223879	17	229999	21	527685	53	559283	84
223900	35	230000	21	529310	79	559294	59
223901	13, 15	230001	21	530533	82	559295	59, 63
223961	36	230004	26, 27	530663	53	559296	59
223982	17, 19, 24	230005	21	532603	3	559365	59
223988	36	230006	22	533139	69	559368	59
223997	22, 25, 26	230007	22	533286	3	559642	53
224009	35	230008	22			559947	73

Part No.	Page No.	Part No.	Page No.	Part No.	Page No.	Part No.	Page No.
559950	73	574836	59	592046	59	659764	15, 16, 17, 19, 21, 43
559978	65	574837	59	592047	59	660516	17, 19, 43
560816	65	574838	59	592741	53, 66	660821	31
561807	70	574839	59	592742	53	661417	53
562119	67	574840	59	592874	57	661427	61
562302	84	574841	59	592881	57	661428	39
563632	79	574842	59	592905	57	661555	65
564175	66	580274	79	592952	57	661556	65
564256	39	580278	79	592976	57	662770	31
564687	70	580282	3	592977	57	663092	69
565389	73	580782	57	593026	50	663093	40, 61
565973	4	580783	57	593027	49	663094	39, 69
567621	61	580843	78	593028	49	663095	40, 69
567732	86	580845	78	593172	57	663097	61
568744	7	580921	7	593196	5	663098	69
568745	7	580967	9	593206	82	663748	53
569070	4	581063	82	593219	81	663823	75
569389	84	581429	5	593265	53	663834	36
569441	11	581433	5	593388	53	664116	22, 25, 26, 27
569694	81, 86	581643	11	593410	84	664140	29, 70
569696	81	581661	3	593435	53	664422	85
569754	7	582057	9	593448	53	666587	29
569757	59	582129	5	593465	39, 40	667291	40
569837	59	582131	5	593484	53	668674	55
569841	59	582745	57	593638	5	672750	33
569842	59	582746	57	593650	53	675255	45
569989	63	582747	57	593802	61	675543	35
570072	9	582748	57	594054	59	695650	65
570098	40	582749	57	594123	55	695930	55
570336	9	583067	63	594124	55	710034	45
570340	9	583432	3	594126	59	710035	45
570351	61	583639	53, 61	594134	57	710774	62
570352	41	583884	57	594250	78	710790	35
570394	59	583886	1	594339	53	710791	17, 35
570540	39	584018	11	594355	40, 69	711161	17, 36
570988	9, 61	584310	81	594375	51	713023	57
570993	7	584476	3	594418	9	713024	57
571003	3, 9, 66, 78	584501	4	594550	59	730143	55
571049	9, 11	584502	4	600259	65	730503	17
571117	7	584754	59	601212	65	731163	33
571609	4	584757	59	602350	65	731283	35
572231	7	584796	59	602355	82	731488	33
572232	7	585064	86	612840	55	731627	22, 25, 26
573548	65	585070	86	613750	75, 77	731714	31
573559	69	585071	86	614644	9	731964	29
573572	69	585072	86	616786	36	742009	57
573573	69	585884	39, 40	616800	1	742010	57
573655	69	585887	61	619018	9, 14	742056	70
573657	69	586126	53	619019	14, 50	742243	20
573659	69	586853	33	619024	50	742261	45
573661	69	586925	57	619027	43, 47	743035	21
573752	69	588393	40	619049	1	743200	81
573823	73	588399	39	619622	1	743314	29
573834	63	590498	57	623762	5	743459	31
573919	73	590519	59	623829	5	743667	27
573920	73	590573	59	628763	55	743670	23
573935	69	590574	59	628764	55	763129	81
573936	69	591187	11	633157	37	774024	43
573937	69	591381	11, 66	633332	39	774025	43
573938	69	591513	63	635682	57	774197	45
573989	11	591514	63	636260	1	774198	45
573992	11	591516	63	637280	82	774199	45
574077	11	591517	63	639739	53	775561	33
574182	66	591525	63	648304	55	784509	33
574271	66	591527	63	652764	86	791018	24
574275	65	591532	63	654724	29	801437	29
574276	65	591560	9	655673	43	815377	45
574302	4	591561	9	658128	70	815747	45
574329	73	591896	69	659029	57	815780	45
574810	59	591989	59	659041	29	815786	45
574816	59	591990	62	659065	13, 31	851242	62
574818	59	592045	59	659179	3	851756	55

Part No.	Page No.	Part No.	Page No.	Part No.	Page No.	Part No.	Page No.
851762	55	943438	55	946588	62	1526702	4
853182	55	943623	81	946597	55	1526706	3
853357	55	943663	78	946598	55	1526707	3
853380	55	943957	11	946599	55	1526708	3
853384	55	944054	50	946601	55	1526710	3
853391	55	944114	55	946602	55	1526713	3
853395	55	944115	55	946603	55	1526716	3
853525	55	944186	55	946604	55	1526717	3
853526	55	944187	55	946605	55	1526718	61
853527	55	944192	55	946606	55	1526737	55
857420	65	944195	55	946607	55	1526791	61
857729	55	944197	55	946608	55	1526792	61
860997	55	944198	55	946609	55	1526857	7
861741	55	944499	78	946613	75	1526864	39
861768	55	944667	55	946614	75	1526865	40
862648	50	944686	41	946615	75	1526866	39
862652	50	944688	41	946861	77	1526867	39
862653	50	944802	75	946927	75	1526868	39
862655	50	944837	75	946928	62	1526905	65
862656	50	944844	75	946929	62	1526906	65
862738	50	944853	75, 77	946930	62	1526909	82
863364	4	944855	75	946931	41	1526915	40
865801	55	944890	77	946933	70	1526916	40
869238	62	944943	3	946934	70	1526926	4
871388	77	944981	78	946936	50	1526929	82
872712	48	944982	78	946937	50	1526932	66
873250	55	945047	48	946938	50	1526934	9
875279	75	945051	48	946939	50	1526935	61
875766	51	945055	65	946940	50	1526956	11
875767	51	945221	77	951948	53	1526957	11
881299	62	945224	77	980055	9	1526987	9
881302	62	945225	77	1300453	41	1527008	69
881320	86	945226	77	1301361	5	1527019	77
882444	43	945227	77	1302437	77	1527064	61
886620	65	945229	77	1302451	69	1527092	1
886719	48	945290	75	1302554	31	1527114	40
886739	75, 77	945439	1	1304047	43	1527148	7
886745	77	945460	4	1304048	43	1527218	82
886749	77	945494	75	1304391	13	1527222	61
886753	75, 77	945496	75	1304732	31	1527276	4
886763	75	945497	75	1308848	70	1527355	69
887809	62	945580	61	1310121	85	1527420	69
888451	77	945590	77	1363459	67	1527543	49
888455	77	945732	77	1520190	5	1527718	69
888456	77	945762	41	1520193	5	1527748	75
891864	62	945796	78	1520255	79	1527905	63
896493	62	945798	78	1520495	84	1528349	7
896811	62	945804	78	1520548	65	1528454	73
899952	62	945818	75	1520549	65	1528455	73
940229	41	945832	77	1520748	43	1528456	73
940250	41	945860	75	1522623	69	1528459	85
940251	41	945984	81	1522625	69	1528460	85
940256	41	946053	67	1522879	3	1528481	9
940257	41	946054	67	1523172	7	1528488	61
940259	41	946055	67	1523209	5	1528506	61
940643	53	946056	67	1523210	5	1528507	61
941155	31	946057	67	1524151	69	1528516	61
941226	50	946060	67	1524789	69	1528588	78
941227	50	946062	67	1524925	73	1528589	78
941238	50	946130	78	1525206	3	1528615	81
941509	41	946131	78	1525907	81	1528767	81
941573	41	946187	41	1525910	81	1529395	82
942405	48	946216	70	1526081	53	1529396	82
942646	53	946217	70	1526083	53	1530206	41
942734	41	946223	70	1526089	53	1530208	4
942735	41	946224	70	1526495	85	1530412	33
942749	41	946225	70	1526497	85	1530484	33
943179	75	946229	70	1526527	62	1530637	33
943180	75	946293	3	1526549	70	1530638	33
943191	75	946520	75	1526550	62	1530639	33
943374	14	946521	75	1526551	3	1532802	57
943420	41	946523	75	1526658	62	1534439	84
943430	41	946585	75	1526701	9	1618606	78

