

MICHIGAN

PARTS MANUAL

No. 2137


MODEL 110 III-H TRACTOR SCRAPER (Tractor Section)

Information contained herein pertains to Tractor Section only on
Machine Serial Numbers 5TGH101 thru 5TGH999

Record Your Machine
Serial Number Here

CLARK EQUIPMENT COMPANY

Construction Machinery Division



WHEN ORDERING REPAIR PARTS

To assure the best results and to maintain the original quality built into the machine it is important that only Clark-Approved Parts be used when new parts are required.

IMPORTANT: Always furnish the distributor with the machine serial number when ordering parts.

Order through your nearest Clark Distributor, for THE MICHIGAN LINE.

Always give serial number of machine.

Furnish: Quantity, Part Number and Description.

WHEN PARTS ARE RECEIVED

Check immediately for quantity, correctness and condition.

Advise your Michigan Distributor of any error.

Claims for damages, during shipment, should be made to the carrier immediately.

INDEX MODEL 110-III-H

A	Page		Page
Accelerator Pedal and Linkage	6	Brake Valve, Air	49
Adjuster, Brake Slack	43	Breather, Axle Housing	43
Air Brake Valve	49	Breather, Torque Converter	40
Air Chamber, Brake	43	Bucket Seat and Floorboards	78
Air Cleaner	3	C	
Air Cleaner Cup	3	Cab Assembly	81
Air Cleaner Connections	2	Cable, Emergency Stop	6
Air Cleaner Element	3	Cable, Engine Stop	6
Air Compressor Governor	51	Cable, Tachometer	77
Air Horn	51	Cable, Wiring and Battery	83
Air Lines, Brake	51	Cap, Fuel Filler	13
Air Pressure Gauge	77	Cap, Horn Button	53
Air Pressure Sender Unit	51	Cap, Radiator	4
Ammeter	77	Cartridge Kit, Oil Filter	39, 40, 59
Apron, Bowl and Ejector Hydraulic Pump	68	Carrier Assembly — Front Drive Planet	48
Apron, Bowl and Ejector Hydraulic System	67	Case, Transmission	18
Axle Assembly — Front Drive	43	Cleaner, Air	3
Axle Housing	43	Check Valve	51
Axle Housing Breather	43	Clutch Cover Group, Transmission	17
B		Cockpit and Fender	11
Battery	13	Cockpit Cover	11
Battery Box	13	Compartment, Battery	13
Battery Compartment	13	Compressor Governor	51
Battery Hold Down	13	Control Cover Assembly	29
Bell Cranks — Steering Assembly	57	Control Valve Assembly, Hydraulic	73, 75
Brake Air Chamber	43	Control Valve Assembly, Transmission Hydraulic Shift ..	32
Brake Air Lines	51	Controls, Brake	49
Brake Assembly — Front	47	Controls, Steering	55
Brake Controls	49	Controls, Transmission	31
Brake Slack Adjuster	43	Controls, Valve Levers and Linkage	71

	Page		Page
Converter Assembly, Torque	35, 36	Gauges, Instrument Panel	77
Converter Charging Pump	36	Gear Shift Lever, Transmission	31
Converter Housing, Torque	35	Glass Pattern Kit, Cab Assembly	81
Converter Temperature Gauge	77	Governor, Air Compressor	51
Cover Assembly, Transmission Control	29	Grille, Frame — Front	9
Cup, Air Cleaner	3	Grille, Frame — Rear	9
Cushions, Seat and Back-Rest	78	Grille, Hood, Firewall and Side Panels	14
Cylinder, Steering	61	Grille, Radiator	14
		Guard, Transmission	9
D		H	
Dash Lamp	77	Handle, Access	11
Decals	83	Head Lamps	83
Differential and Carrier Assembly — Front Drive	45	Heat Shield	11
Dipstick, Hydraulic Oil Reservoir	64	Hood	14
Dipstick, Transmission	17	Horn, Air	51
Downstream Pressure Regulating Valve	37	Horn Button Cap	53
Drum, Wheel Brake	43	Horn Valve	51
		Housing, Axle	43
		Housing, Torque Converter	35
E		Hourmeter, Engine	77
Element, Air Cleaner	3	Hourmeter, Pressure Switch	1
Engine and Accessories	1	Hydraulic Control Valve Assembly	73, 75
Engine Accessories	1	Hydraulic Oil Reservoir	64
Engine Fan	1	Hydraulic Pump — Apron, Bowl and Ejector	68
Engine Hourmeter	77	Hydraulic System — Apron, Bowl and Ejector	67
Engine Oil Pressure Gauge	77	Hydraulic System — Steering	59
Engine Oil Pressure Sender Unit	1	Hydraulic System — Transmission and Torque Converter	39, 40
Engine Temperature Gauge	77		
Engine Temperature Sender Unit	1	I	
Engine Supports	9	Idler Shaft Group	21
		Ignition Switch	77
		Input, Reverse, Third and Fourth Clutch Group	27
F		Input Shaft Group	19
Fan, Engine	1	Instrument Panel	77
Fenders	11		
Filter Assembly — Steering System Oil	59	L	
Filter Assembly — Hydraulic Reservoir	65	Lamp, Dash	77
Filter, Transmission Oil	39, 40	Lamp, Head	83
Firewall	14	Light Switch	79
First and Second Clutch Group	26	Lower Pivot Pin	57
First and Third Shaft Group	23		
Floorboards	78	M	
Frame, Transmission and Engine Mounts, and Guards	9	Mount, Transmission	9
Front Brake Assembly	47	Muffler, Exhaust Pipe and Connections	7
Front Drive Planet Carrier Assembly	48		
Fuel Gauge	77	O	
Fuel Filler Cap	13	Oil Filter Assembly, Steering System	59
Fuel Tank and Lines, Battery Compartment and Batteries	13		
Fuel Tank Strainer	13		

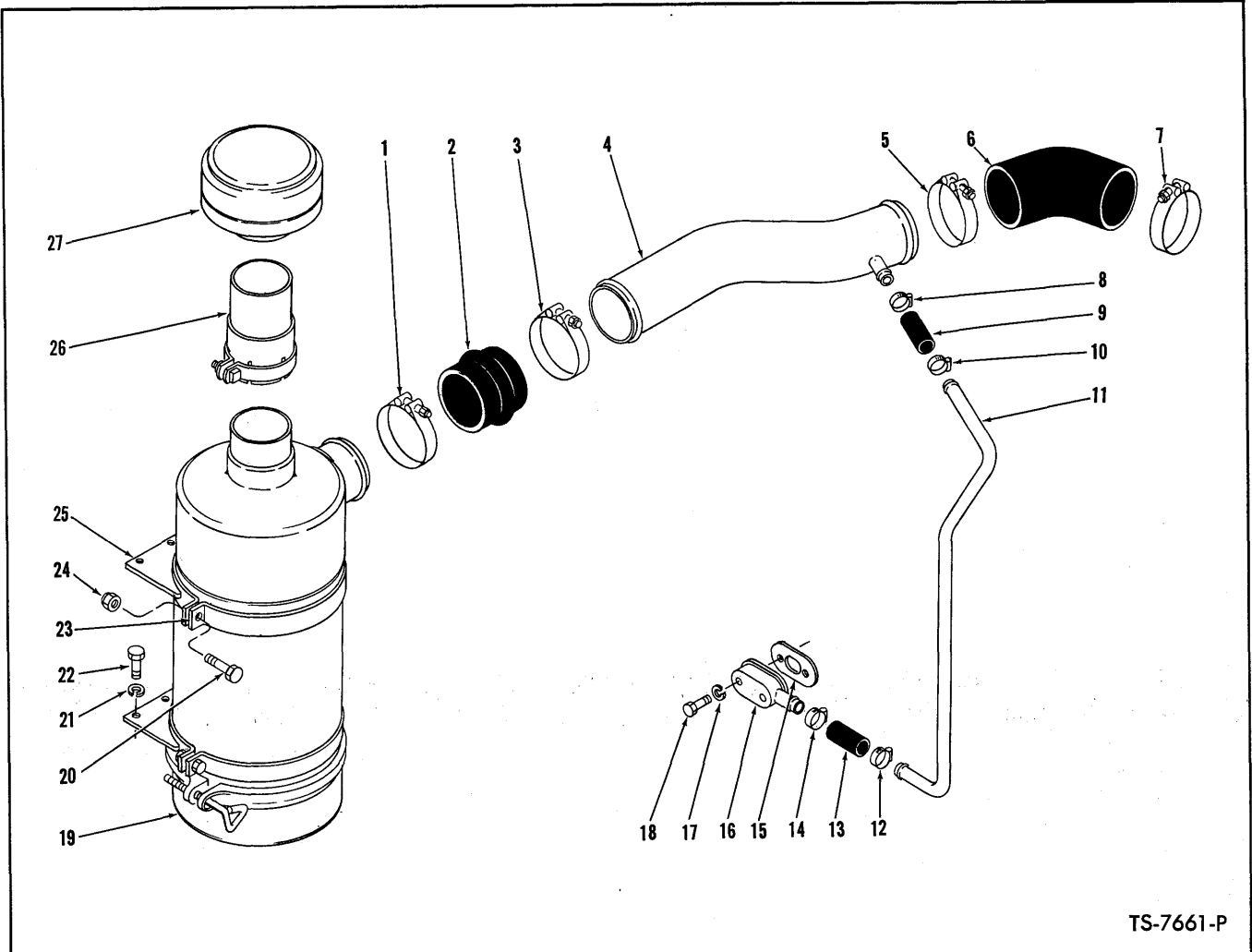
	Page		Page
Oil Filter Transmission	39, 40	Splitter Clutch Group	25
Oil Pressure Gauge, Engine	77	Steering Assembly and Bell Cranks	57
Oil Reservoir, Hydraulic	64	Steering Controls	55
Output Shaft Group	24	Steering Cylinder Assembly	61
		Steering Gear Assembly	53
		Steering Hydraulic Pump	60
P		Steering Hydraulic System	59
Panel, Instrument	77	Steering System Oil Filter	59
Panels, Side	14	Steering System Pressure Relief Valve	62
Pedal, Accelerator	6	Steering Pump	60
Planet Carrier Assembly — Front Drive	48	Steering Wheel	53
Pipe — Apron, Bowl and Ejector — Hydraulic System	67	Strainer, Fuel Tank	13
Pipe Assembly, Transmission and Torque Converter Hydraulic System	39, 40	Sump, Transmission Oil	17
Pipe, Firewall	59	Support Bracket, Engine	9
Pipe, Hydraulic System Steering Frame	59	Switch, Hourmeter Pressure	1
Pipe, Exhaust	7	Switch, Ignition	77
Pitman Arm	53	Switch, Light	77
Pivot Pin — Lower	57		
Pivot Pin — Upper	57	T	
Pressure Gauge, Air	77	Tachometer	77
Pressure Regulating Valve, Downstream	37	Tank, Fuel	13
Pressure Relief Valve, Steering	62	Temperature Gauge, Converter	77
Propeller Shafts	41	Temperature Gauge, Engine	77
Pump — Apron, Bowl and Ejector Hydraulic	68	Tire and Wheel Data	79
Pump — Converter Charging	36	Tools	83
Pump — Steering Hydraulic	60	Torque Converter Assembly	35, 36
		Torque Converter Housing	35
R		Transmission and Torque Converter Hydraulic System	39, 40
Radiator Assembly	4	Transmission Assembly	17
Radiator Cap	4	Transmission Case and Internal Tubing	18
Radiator Connections	4	Transmission Controls	31
Radiator Grille	14	Transmission Clutch Cover Group	17
Regulating Valve, Downstream Pressure	37	Transmission Dipstick	17
Relief Valve, Steering Pressure	62	Transmission First and Second Clutch Group	26
Reservoir, Hydraulic Oil	64	Transmission First and Third Shaft Group	23
Reverse Shaft Group	20	Transmission Hydraulic Shift Control Valve	32
		Transmission Idler Shaft Group	21
S		Transmission Input, Reverse, Third and Fourth Clutch Group	27
Seat and Floorboards	78	Transmission Input Shaft Group	19
Second and Fourth Shaft Group	22	Transmission Mount	9
Sender Unit, Air Pressure	51	Transmission Oil Sump	17
Sender Unit, Engine Oil Pressure	1	Transmission Output Shaft Group	24
Sender Unit, Engine Temperature	1	Transmission Reverse Shaft Group	20
Shafts, Propeller	41	Transmission Second and Fourth Shaft Group	22
Shield, Heat	11	Transmission Shift Control Hydraulic System	33
Shift Control Hydraulic System, Transmission	33	Transmission Shift Lever	31
Shutter, Ventilator	11		
Side Panels	14		

ENGINE ACCESSORIES

Item No.	Part No.	Description	No. Req'd.
1	594599	FAN, Engine	1
2	18C-616	BOLT, Fan Attaching	6
3	4E-06	LKWSHR, Fan Attaching	6
4	569861	SPACER, Fan	1
5	73G-514	BOLT, Spacer Attaching	4
6	551323	SENDER UNIT, Engine Temperature	2
6A	12E-10	LKWSHR, Engine Temperature Sender Unit	2
6B	14D-10	NUT, Engine Temperature Sender Unit	2
7	550832	SENDER UNIT, Engine Oil Pressure	1
7A	12E-10	LKWSHR, Engine Oil Pressure Sender Unit	1
7B	14D-10	NUT, Engine Oil Pressure Sender Unit	1
8	636260	SWITCH, Hourmeter Pressure	1
9	25F-1	ELBOW	1
10	945439	REGULATOR, Voltage	1
10A	619049	SHOCK MOUNT KIT, Voltage Regulator	1
11	525450	BRACKET, Voltage Regulator Mounting	1
12	18C-620	BOLT, Bracket to Engine Mount Angle	2
13	18D-06	NUT, Bracket to Engine Mount Angle	2
14	18C-420	BOLT, Regulator to Bracket	4
15	18D-04	NUT, Regulator to Bracket	4

NOTES

WHEN ORDERING PARTS, ALWAYS STATE MODEL AND SERIAL NO. OF MACHINE




AIR CLEANER CONNECTIONS

Item No.	Part No.	Description	No. Req'd.
1	540797	CLAMP, Hose	1
2	513864	HOSE, Air Cleaner to Tube	1
3	540797	CLAMP, Hose	1
4	1525063	TUBE, Air Cleaner	1
5	540797	CLAMP, Hose	1
6	513865	ELBOW, Pipe to Engine	1
7	540797	CLAMP, Hose	1
8	540103	CLAMP, Hose	1
9	529979	HOSE, Tube to Tube	1
10	540103	CLAMP, Hose	1
11	583586	TUBE, Compressor Intake	1
12	540103	CLAMP, Hose	1
13	529979	HOSE, Tube to Elbow	1
14	540103	CLAMP, Hose	1

Item No.	Part No.	Description	No. Req'd.
15	875012	GASKET, Compressor Inlet Elbow	1
16	540888	ELBOW, Compressor Inlet	1
17	4E-05	LKWSHR, Elbow Attaching	2
18	17C-532	BOLT, Elbow Attaching	2
19	-----	AIR CLEANER — See Index	—
20	18C-824	BOLT, Clamp Half Attaching	4
21	4E-06	LKWSHR, Bracket Attaching	8
22	18C-620	BOLT, Bracket Attaching	8
23	570034	CLAMP, Air Cleaner Support	2
24	18D-08	NUT, Clamp Half Attaching	4
25	570029	BRACKET	2
26	540781	EXTENSION, Air Inlet	1
27	521686	CAP, Air Inlet	1

WHEN ORDERING PARTS, ALWAYS STATE MODEL AND SERIAL NO. OF MACHINE



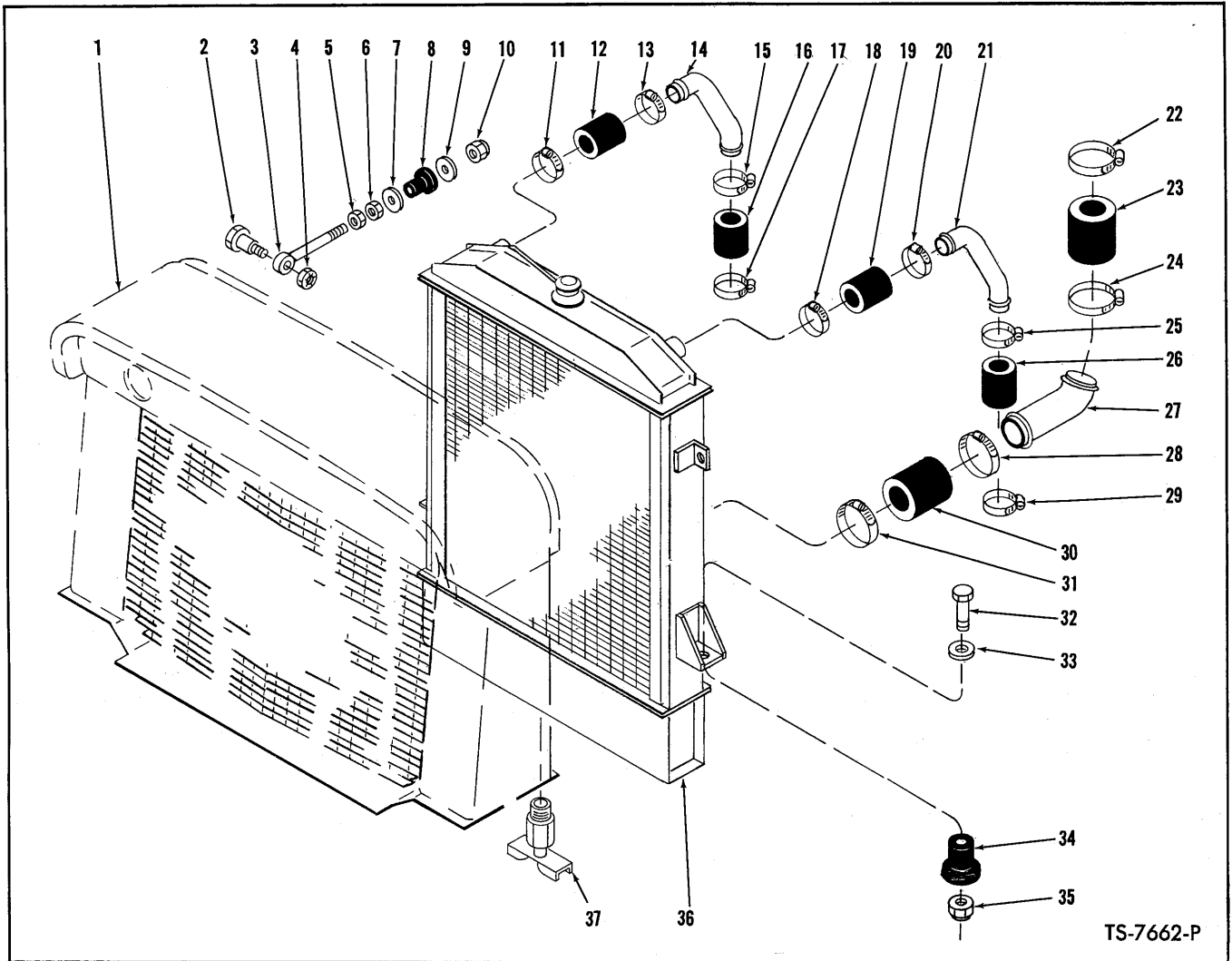
TS-4910-P

AIR CLEANER ASSEMBLY

Item No.	Part No.	Description	No. Req'd.
A	540699	AIR CLEANER ASSY (Inc. 1 thru 8)	1
1	-----	§BODY, Air Cleaner — See Item "A"	1
2	944404	GASKET, Air Cleaner	1
3	944809	ELEMENT	1
4	886287	WASHER, Element Attaching	1
5	886285	THUMB SCREW, Element Attaching	1
6	944810	CLAMP, Dust Cup	1
7	944784	BAFFLE	1
8	944785	CUP, Dust	1

§Not Sold Separately

WHEN ORDERING PARTS, ALWAYS STATE MODEL AND SERIAL NO. OF MACHINE

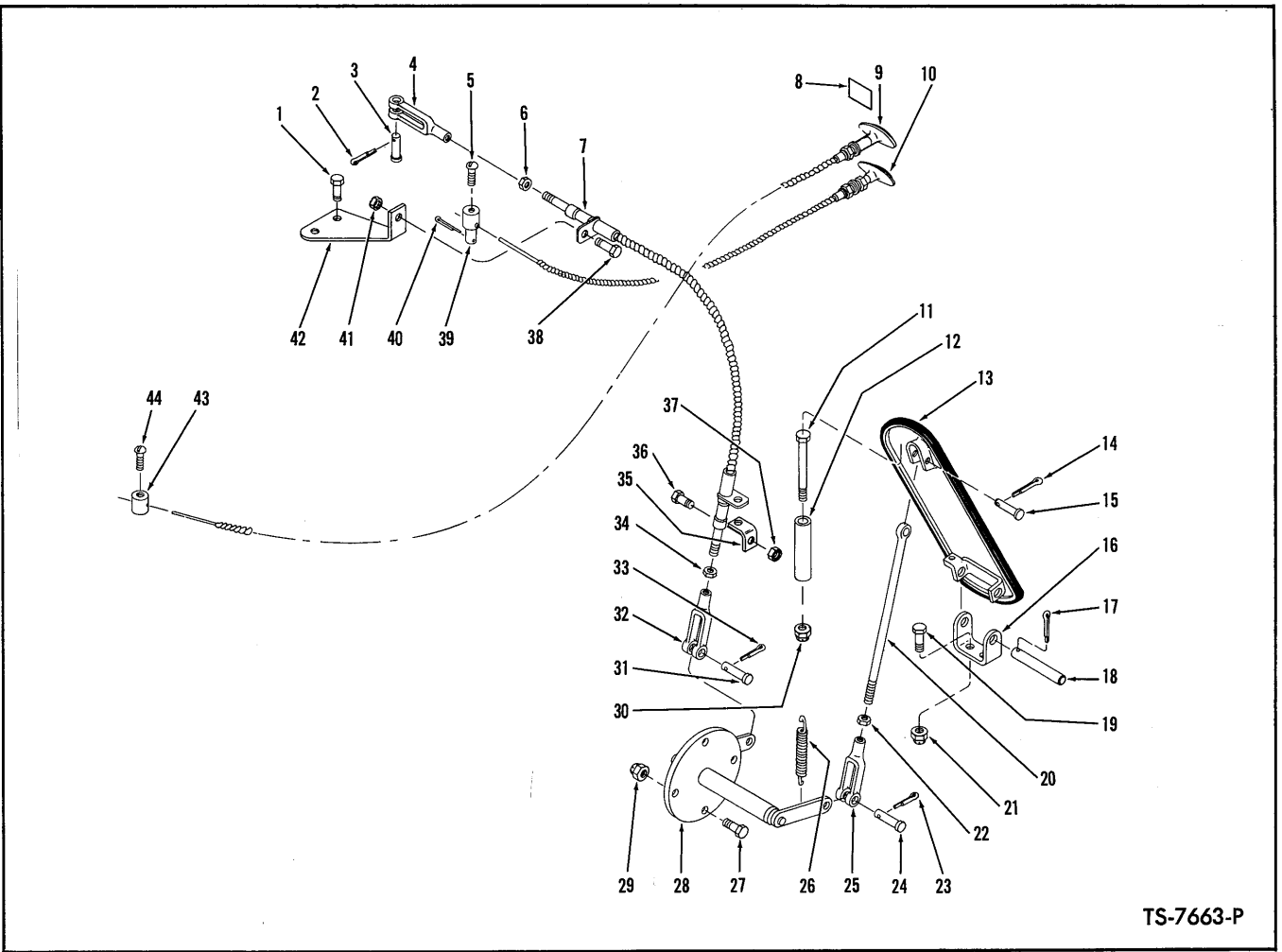


RADIATOR AND CONNECTIONS

Item No.	Part No.	Description	No. Req'd.	Item No.	Part No.	Description	No. Req'd.
1	—	RADIATOR GRILLE — See Index	—	20	540266	CLAMP, Hose	1
2	571609	BOLT, Shoulder	2	21	583625	TUBE, Upper Radiator	1
3	574302	ROD END, Radiator Upper Mounting	2	22	540108	CLAMP, Hose	1
4	18D-06	NUT, Shoulder Bolt	2	23	550658	HOSE, Lower Radiator	1
5	8D-08	JAM NUT, Rod End	2	24	540108	CLAMP, Hose	1
6	8D-08	JAM NUT, Rod End	2	25	540266	CLAMP, Hose	1
7	584502	WASHER, Rod End	2	26	540678	HOSE, Upper Radiator	1
8	584501	DAMPENER, Radiator to Grille Vibration	2	27	583624	TUBE, Lower Radiator	1
9	584502	WASHER, Rod End	2	28	540108	CLAMP, Hose	1
10	18D-08	NUT, Rod End	2	29	540266	CLAMP, Hose	1
11	540266	CLAMP, Hose	1	30	550658	HOSE, Lower Radiator	1
12	540678	HOSE, Upper Radiator	1	31	540108	CLAMP, Hose	1
13	540266	CLAMP, Hose	1	32	18C-1054	BOLT, Radiator to Frame	2
14	583625	TUBE, Upper Radiator	1	33	569070	WASHER, Radiator to Frame	2
15	540266	CLAMP, Hose	1	34	569069	PAD, Radiator to Frame — Rubber	2
16	540678	HOSE, Upper Radiator	1	35	18D-10	NUT, Radiator to Frame	2
17	540266	CLAMP, Hose	1	36	569881	RADIATOR	1
18	540266	CLAMP, Hose	1	36A	351495	†CAP, Radiator	1
19	540678	HOSE, Upper Radiator	1	36B	946173	†HOSE, Overflow	1
				37	72F-2	DRAIN COCK, Radiator	1

†Not Illustrated

WHEN ORDERING PARTS, ALWAYS STATE MODEL AND SERIAL NO. OF MACHINE

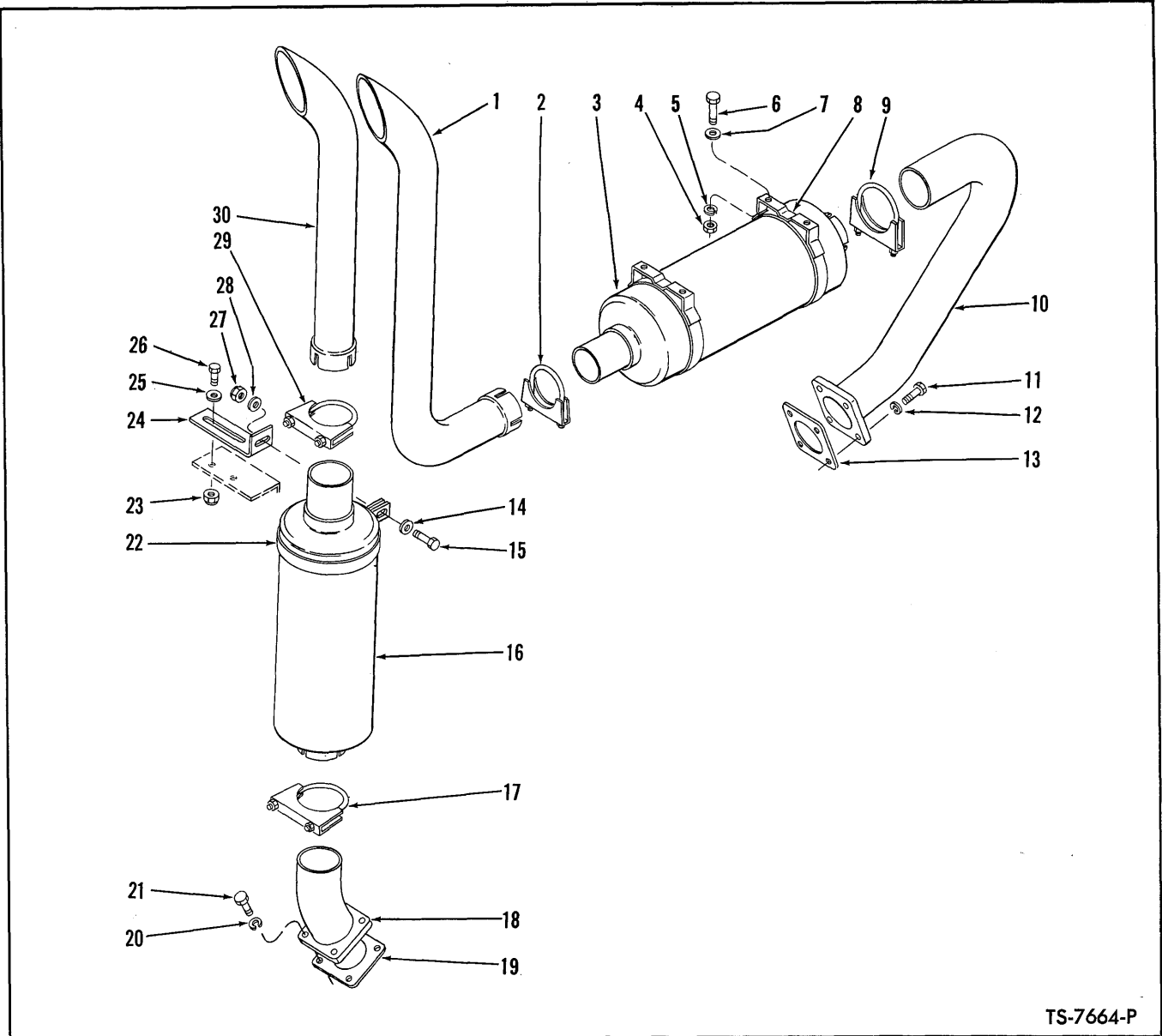


TS-7663-P

ACCELERATOR PEDAL AND LINKAGE

Item No.	Part No.	Description	No. Req'd.	Item No.	Part No.	Description	No. Req'd.
1	17C-416	BOLT, Bracket to Governor	2	23	1F-207	COTTER, Clevis Pin	1
2	1F-312	COTTER, Clevis Pin	1	24	4F-04051	PIN, Clevis to Bell Crank	1
3	4F-05062	PIN, Cable to Governor Clevis	1	25	2J-4200	CLEVIS, Rod to Bell Crank	1
4	583611	CLEVIS, Cable to Governor	1	26	551090	SPRING, Bell Crank to Floorboard — Pedal Return	1
5	2G-1008	SCREW, Wire Connector	1	27	18C-412	BOLT, Bell Crank to Cockpit	4
6	14D-10	NUT, Clevis Jam	1	28	581429	BELL CRANK	1
7	583610	CABLE, Throttle	1	29	18D-04	NUT, Bell Crank to Cockpit	4
8	569389	PLATE, Emergency Stop Name	1	30	18D-04	NUT, Stop to Floorboard	1
8A	6C-605	SCREW, Plate Attaching	2	31	4F-05062	PIN, Clevis to Bell Crank	1
9	1520190	CABLE, Emergency Stop	1	32	583611	CLEVIS, Cable to Bell Crank	1
10	1520193	CABLE, Engine Stop	1	33	1F-312	COTTER, Clevis Pin	1
11	18C-456	BOLT, Stop to Floorboard	1	34	14D-10	NUT, Clevis Jam	1
12	593196	STOP, Accelerator Pedal	1	35	583612	CLIP, Throttle Cable	1
13	623829	PEDAL, Accelerator	1	36	18C-512	BOLT, Clip to Cockpit	1
14	1F-207	COTTER, Pedal Pin	1	37	18D-05	NUT, Clip to Cockpit	1
15	4F-04051	PIN, Pedal to Bracket	1	38	18C-412	BOLT, Cable to Bracket	1
16	551015	BRACKET, Pedal Pivot	1	39	1523209	CONNECTOR, Cable Wire	1
17	1F-316	COTTER, Pedal Pin	1	40	1F-208	COTTER, Wire Connector	1
18	623762	PIN, Pedal to Bracket	1	41	18D-04	NUT, Cable to Bracket	1
19	18C-412	BOLT, Bracket to Floorboard	2	42	583613	BRACKET, Throttle Cable	1
20	593639	ROD, Pedal to Bell Crank Clevis	1	43	1523210	CONNECTOR, Cable Wire	1
21	18D-04	NUT, Bracket to Floorboard	2	44	3G-806	SCREW, Wire Connector	1
22	8D-04	NUT, Clevis Jam	1				

WHEN ORDERING PARTS, ALWAYS STATE MODEL AND SERIAL NO. OF MACHINE

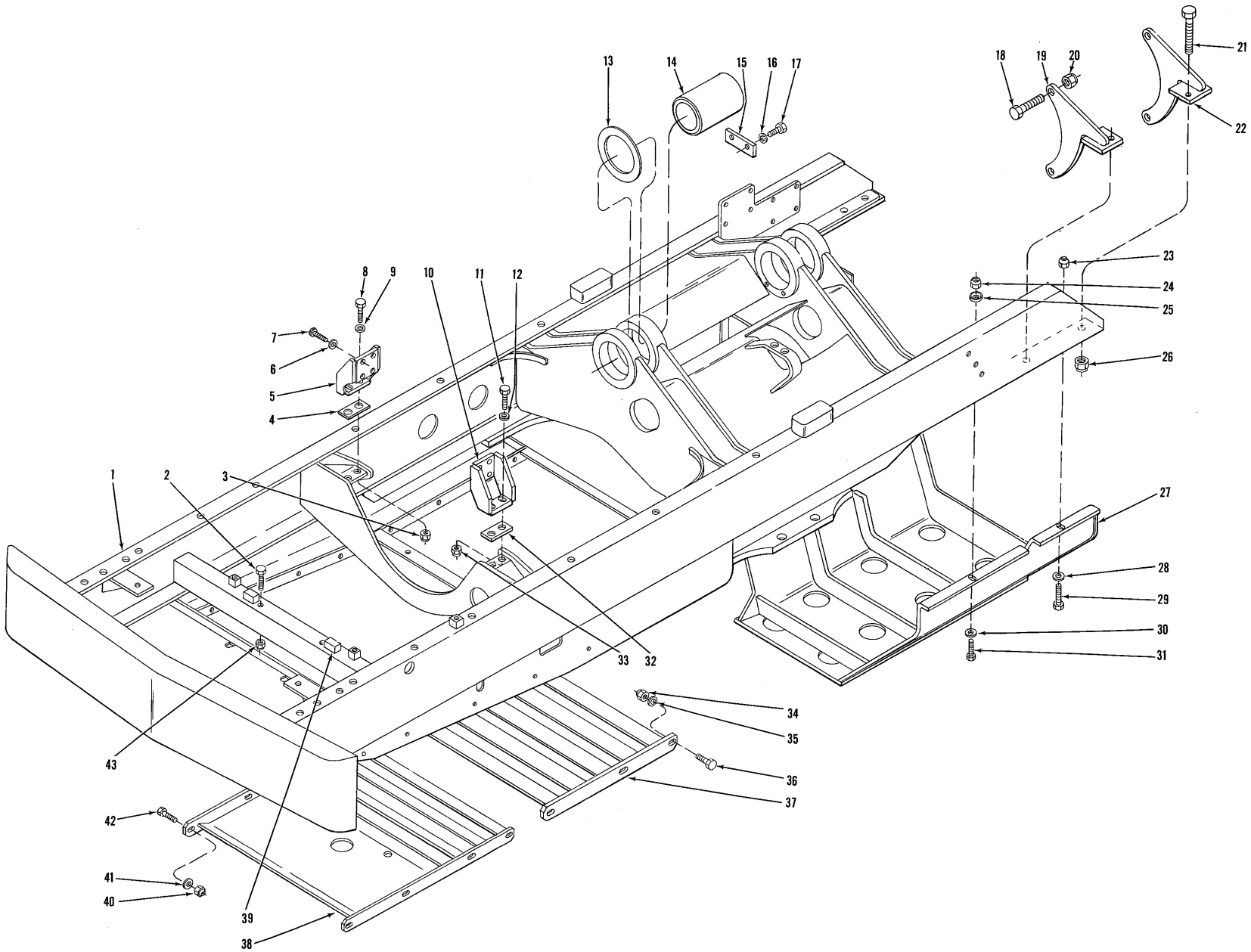


TS-7664-P

MUFFLER, EXHAUST PIPE AND CONNECTIONS

Item No.	Part No.	Description	No. Req'd.	Item No.	Part No.	Description	No. Req'd.
1	583591	PIPE, Exhaust, L.H.	1	16	543575	MUFFLER	1
2	507068	CLAMP, Exhaust Pipe	1	17	507069	CLAMP, Muffler to Adapter	1
3	543575	MUFFLER	1	18	585869	ADAPTER, Muffler, R.H.	1
4	62D-06	NUT, Muffler Strap to Hood	4	19	549084	GASKET, Manifold Outlet Flange	1
5	4E-06	LKWSHR, Muffler Strap to Hood	4	20	4E-06	LKWSHR, Adapter to Manifold	4
6	18C-612	BOLT, Muffler Strap to Hood	4	21	17C-620	BOLT, Adapter to Manifold	4
7	619023	WASHER, Muffler Strap to Hood	4	22	570008	STRAP, Muffler Mounting	1
8	871610	STRAP, Muffler	2	23	18D-06	NUT, Bracket Attaching	2
9	507069	CLAMP, Adapter to Muffler	1	24	570007	BRACKET, Muffler	1
10	585871	ADAPTER, Muffler, L.H.	1	25	619023	WASHER, Bracket Attaching	2
11	17C-620	BOLT, Adapter to Manifold	4	26	18C-620	BOLT, Bracket Attaching	2
12	4E-06	LKWSHR, Adapter to Manifold	4	27	18D-06	NUT, Strap to Bracket	1
13	549084	GASKET, Manifold Outlet Flange	1	28	619023	WASHER, Strap to Bracket	1
14	619023	WASHER, Strap to Bracket	1	29	507068	CLAMP, Exhaust Pipe	1
15	18C-620	BOLT, Strap to Bracket	1	30	543576	PIPE, Exhaust, R.H.	1

WHEN ORDERING PARTS, ALWAYS STATE MODEL AND SERIAL NO. OF MACHINE



FRAME, TRANSMISSION AND ENGINE MOUNTS AND GUARDS

TS-7665-P

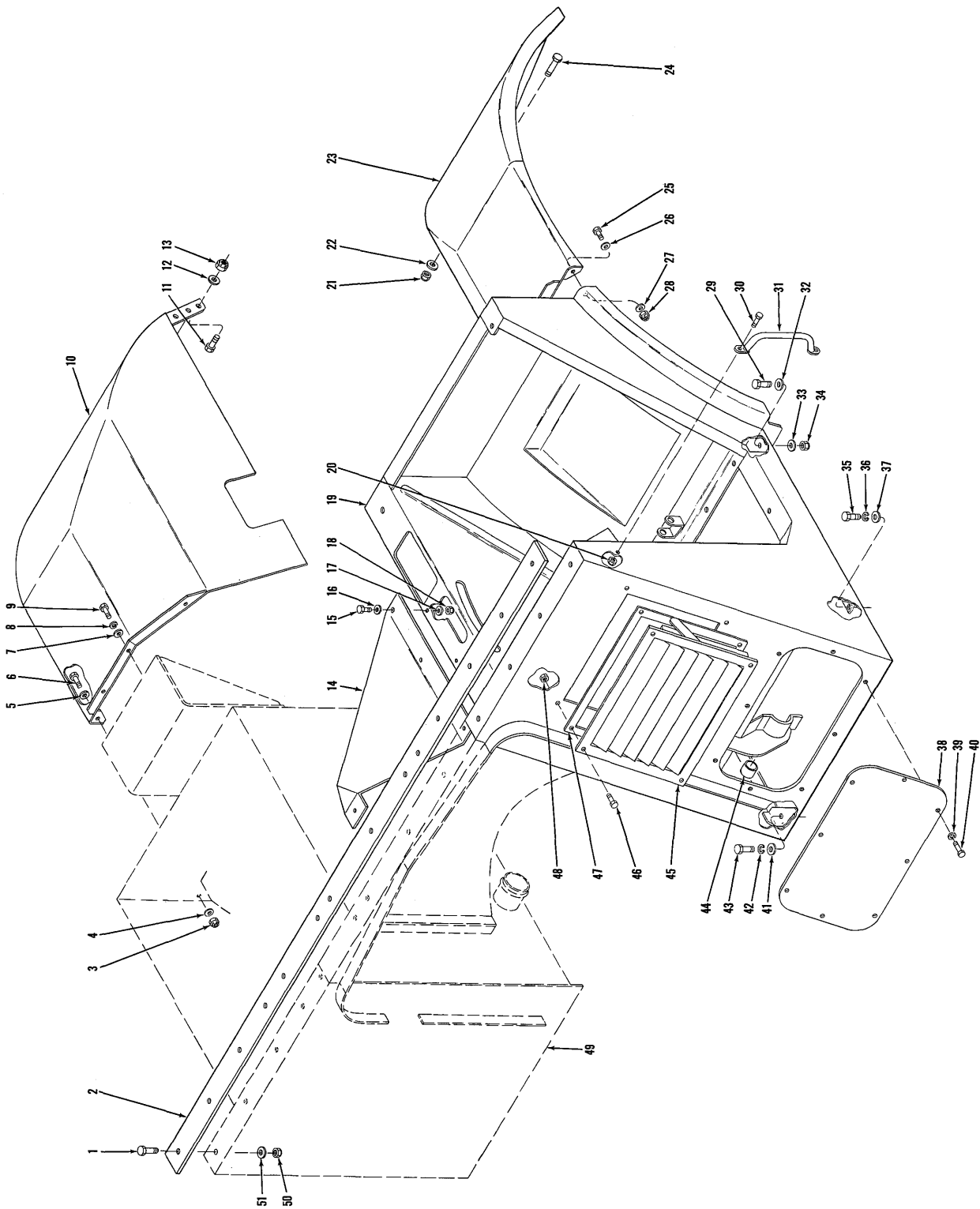
FRAME, TRANSMISSION AND ENGINE MOUNTS, AND GUARDS

Item No.	Part No.	Description	No. Req'd.
1	570831	FRAME ASSY	1
2	18C-1036	BOLT, Front Engine Trunnion to Frame	2
3	18D-10	NUT, Bracket to Frame	2
4	570152	PAD, Engine Support	1
5	566958	SUPPORT, Engine — R.H.	1
6	570988	WASHER, Engine to Bracket	8
7	8C-824	BOLT, Engine to Bracket	8
8	18C-1036	BOLT, Bracket to Frame	2
9	570993	WASHER, Bracket to Frame	2
10	566954	SUPPORT, Engine — L.H.	1
11	18C-1036	BOLT, Bracket to Frame	2
12	570993	WASHER, Bracket to Frame	2
13	572231	‡ SHIM, Trunnion Pivot Pin — 3/16"	—
13A	572232	†‡ SHIM, Trunnion Pivot Pin — 1/16"	—
14	569754	PIN, Trunnion Pivot	2
15	1523172	PLATE, Pin Locking	2
16	4E-10	LKWSHR, Pin Locking Plate	4
17	18C-1028	BOLT, Pin Locking Plate	4
18	18C-1648	BOLT, Transmission to Bracket	8
19	568744	BRACKET, Transmission Mounting — R.H. Front & L.H. Rear	1
20	18D-16	NUT, Transmission to Bracket	8
21	18C-1656	BOLT, Bracket to Frame	4
22	568745	BRACKET, Transmission Mounting — L.H. Front & R.H. Rear	1
23	18D-12	NUT, Rear Guard to Frame	2
24	70D-12	NUT, Rear Guard to Frame	2
25	71D-12	BASE, Rear Guard Aligning	2
26	68D-16	NUT, Bracket to Frame	4
27	571120	GUARD ASSY, Drive Shaft & Transmission	1
28	571117	WASHER, Rear Guard to Frame	2
29	18C-1240	BOLT, Rear Guard to Frame	2
30	571117	WASHER, Rear Guard to Frame	2
31	18C-1236	BOLT, Rear Guard to Frame	2
32	570152	PAD, Engine Support	1
33	18D-10	NUT, Bracket to Frame	2
34	18D-10	NUT, Rear Grille to Frame	6
35	570993	WASHER, Rear Grille to Frame	6
36	18C-1032	BOLT, Rear Grille to Frame	6
37	580921	GRILLE ASSY, Rear	1
38	583633	GRILLE ASSY, Front	1
39	550488	STOP BLOCK, Front Engine Trunnion	2
40	18D-10	NUT, Front Grille to Frame	8
41	570993	WASHER, Front Grille to Frame	8
42	18C-1032	BOLT, Front Grille to Frame	8
43	18D-10	NUT, Front Engine Trunnion to Frame	2

†Not Illustrated
‡As Required

WHEN ORDERING PARTS, ALWAYS STATE MODEL AND SERIAL NO. OF MACHINE

TS-7666-P



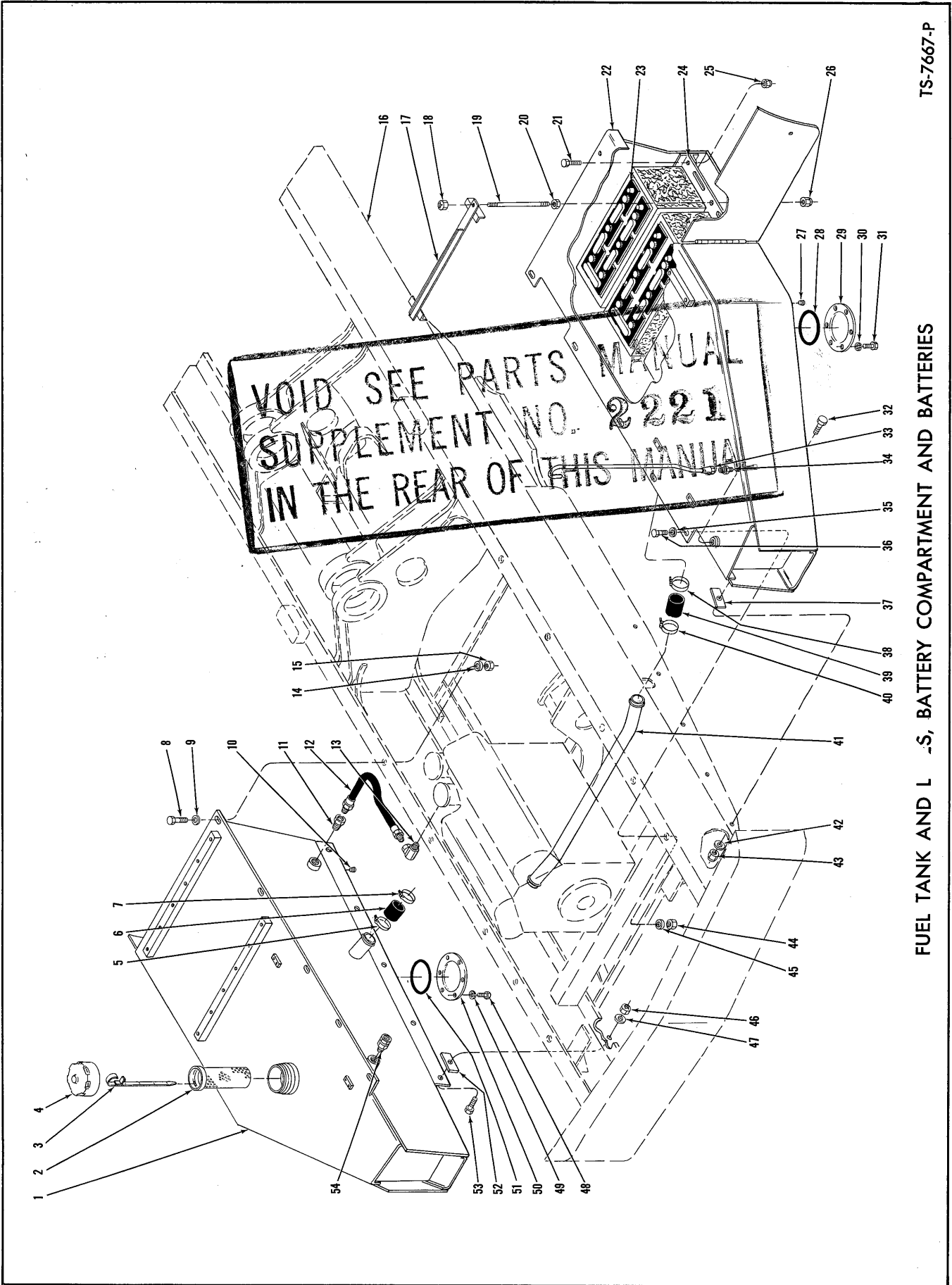
COCKPIT AND FENDERS

COCKPIT AND FENDERS

Item No.	Part No.	Description	No. Req'd.
1	18C-616	BOLT, Tie Plate Attaching	14
2	570072	PLATE, Cockpit, Oil Reservoir & Firewall Tie	1
3	18D-06	NUT, Fender to Compartment	1
4	571003	WASHER, Fender to Compartment	1
5	571003	WASHER, Fender to Compartment	1
6	18C-618	BOLT, Fender to Compartment	1
7	571003	WASHER, Fender to Compartment	3
8	4E-06	LKWSHR, Fender to Compartment	3
9	18C-618	BOLT, Fender to Compartment	3
10	570336	FENDER — R.H.	1
11	18C-824	BOLT, Fender to Frame	3
12	570988	WASHER, Fender to Frame	3
13	18D-08	NUT, Fender to Frame	3
14	571024	SHIELD, Heat	1
15	18C-616	BOLT, Heat Shield to Cockpit	2
16	571003	WASHER, Heat Shield to Cockpit	2
17	571003	WASHER, Heat Shield to Cockpit	2
18	18D-06	NUT, Heat Shield to Cockpit	2
19	570800	COCKPIT	1
20	18D-05	NUT, Handle to Cockpit	2
21	18D-08	NUT, Fender to Frame	3
22	570988	WASHER, Fender to Frame	3
23	570340	FENDER — L.H.	1
24	18C-824	BOLT, Fender to Frame	3
25	18C-618	BOLT, Fender to Cockpit	4
26	571003	WASHER, Fender to Cockpit	4
27	571003	WASHER, Fender to Cockpit	4
28	18D-06	NUT, Fender to Cockpit	4

Item No.	Part No.	Description	No. Req'd.
29	18C-824	BOLT, Cockpit to Battery Compartment	1
30	18C-516	BOLT, Handle to Cockpit	2
31	503146	HANDLE	1
32	571049	WASHER, Cockpit to Battery Compartment	1
33	571049	WASHER, Cockpit to Battery Compartment	1
34	18D-08	NUT, Cockpit to Battery Compartment	1
35	18C-820	BOLT, Cockpit to Battery Compartment	3
36	4E-08	LKWSHR, Cockpit to Battery Compartment	3
37	570988	WASHER, Cockpit to Battery Compartment	3
38	583396	COVER, Cockpit	1
39	6E-04	LKWSHR, Cover to Cockpit	8
40	18C-410	BOLT, Cover to Cockpit	8
41	571049	WASHER, Cockpit to Frame	3
42	4E-08	LKWSHR, Cockpit to Frame	3
43	18C-820	BOLT, Cockpit to Frame	3
44	594418	BUSHING, Steering Column	1
45	583886	VENTILATOR SHUTTER	1
46	18C-614	BOLT, Ventilator to Cockpit	4
47	583887	GASKET, Ventilator	1
48	18D-06	NUT, Ventilator to Cockpit	4
49	————	HYDRAULIC OIL RESERVOIR — See Index	—
50	18D-06	NUT, Tie Plate Attaching	14
51	571003	WASHER, Tie Plate Attaching	14

WHEN ORDERING PARTS, ALWAYS STATE MODEL AND SERIAL NO. OF MACHINE



TS-7667-P

FUEL TANK AND L -S, BATTERY COMPARTMENT AND BATTERIES

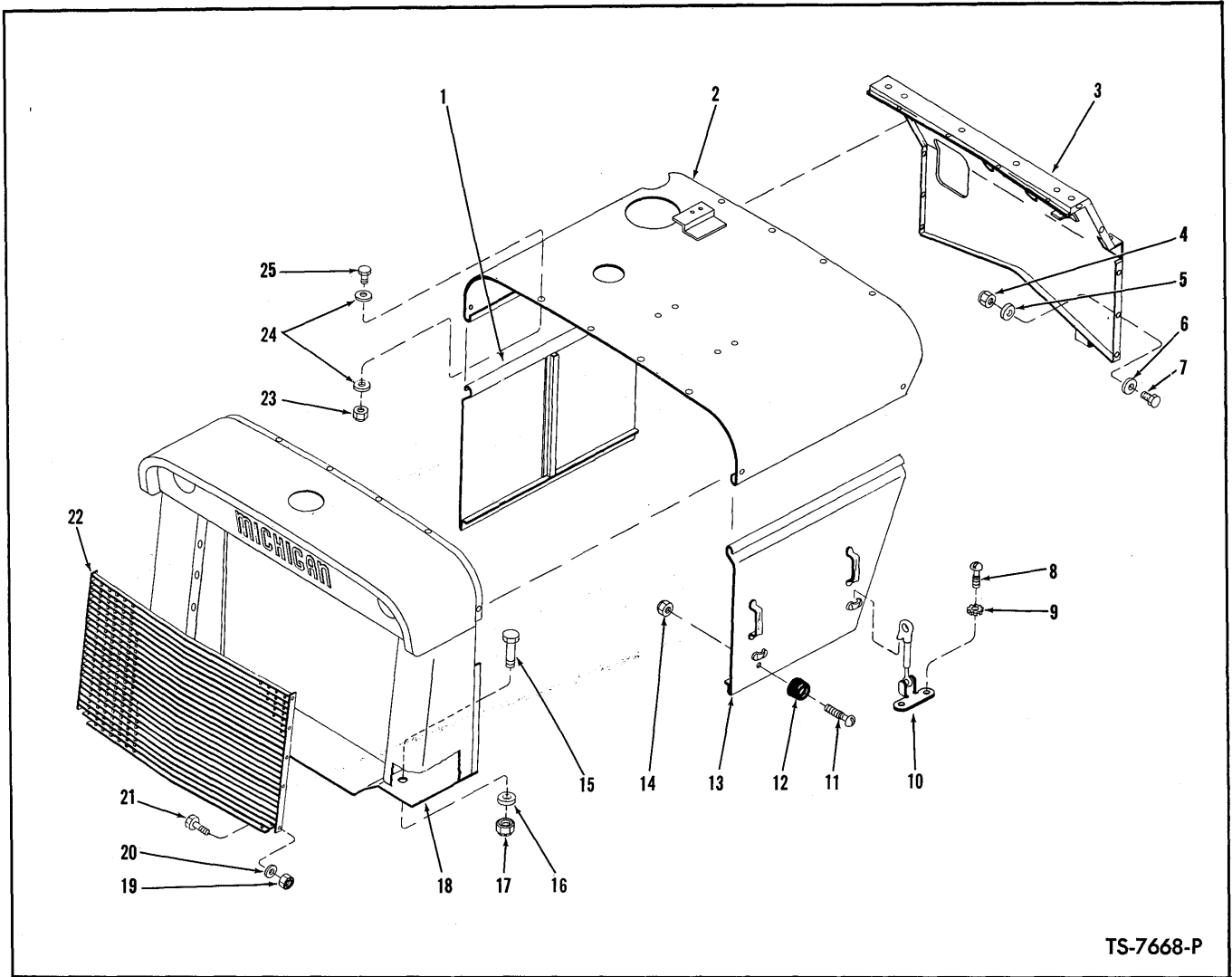
FUEL TANK AND LINES, BATTERY COMPARTMENT AND BATTERIES

Item No.	Part No.	Description	No. Req'd.	Item No.	Part No.	Description	No. Req'd.
1	574001	TANK, Fuel	1	30	4E-06	LKWSHR, Sump Plate Retaining	6
2	943957	STRAINER, Fuel Tank	1	31	17C-616	BOLT, Sump Plate Retaining	6
3	574077	DIPSTICK	1	32	18C-828	BOLT, Battery Compartment to Belly Pan	5
4	556655	CAP, Fuel Tank Filler	1	33	573989	TUBE, Fuel Tank Vent	1
5	540130	CLAMP, Hose	1	34	38F-9	CONNECTOR, Tube to Tank	1
6	569441	HOSE, Fuel Tank to Crossover Pipe ..	1	35	571049	WASHER, Battery Compartment to Frame	3
7	540130	CLAMP, Hose	1	36	18C-828	BOLT, Battery Compartment to Frame ..	3
8	18C-828	BOLT, Fuel Tank to Frame	3	37	591187	‡ SPACER	—
9	571049	WASHER, Fuel Tank to Frame	1	38	540130	CLAMP, Hose	1
10	16F-16	PLUG, Fuel Tank	1	39	569441	HOSE, Crossover Pipe to Fuel Tank ..	1
11	19F-6	BUSHING, Reducing	1	40	540130	CLAMP, Hose	1
12	541223	HOSE, Fuel Intake	1	41	573992	PIPE, Crossover	1
13	31F-3	ADAPTER, Hose to Engine	1	42	571049	WASHER, Battery Compartment to Belly Pan	5
14	71D-08	BASE, Fuel Tank to Frame	5	43	18D-08	NUT, Battery Compartment to Belly Pan	5
15	70D-08	NUT, Fuel Tank to Frame	5	44	70D-08	NUT, Battery Compartment to Frame ..	3
16	—	FRAME — See Index	—	45	71D-08	BASE, Battery Compartment to Frame ..	3
17	1525040	HOLD DOWN, Battery	1	46	18D-08	NUT, Fuel Tank to Belly Pan	5
18	17D-2	NUT, Hold Down Bracket	2	47	571049	WASHER, Fuel Tank to Belly Pan	5
19	616714	STUD, Hold Down Bracket	2	48	17C-616	BOLT, Sump Plate Retaining	6
20	65D-08	NUT, Hold Down Bracket	2	49	4E-06	LKWSHR, Sump Plate Retaining	6
21	18C-620	BOLT, Battery Tray Attaching	2	50	591381	PLATE, Sump	1
22	574002	COMPARTMENT, Battery	1	51	25K-40428	"O" RING, Sump Plate	1
23	1310121	BATTERY	2	52	591187	‡ SPACER	—
24	573991	TRAY, Battery	1	53	18C-828	BOLT, Fuel Tank to Belly Pan	5
25	18D-06	NUT, Battery Tray Attaching	2	54	36F-3	ADAPTER UNION	1
26	17D-2	NUT, Hold Down Bracket	2				
27	16F-16	PLUG, Fuel Tank	1				
28	25K-40428	"O" RING, Sump Plate	1				
29	591381	PLATE, Sump	1				

VOID SEE PARTS MANUAL
 SUPPLEMENT NO. 2321
 IN THE REAR OF THIS MANUAL

‡As Required

WHEN ORDERING PARTS, ALWAYS STATE MODEL AND SERIAL NO. OF MACHINE

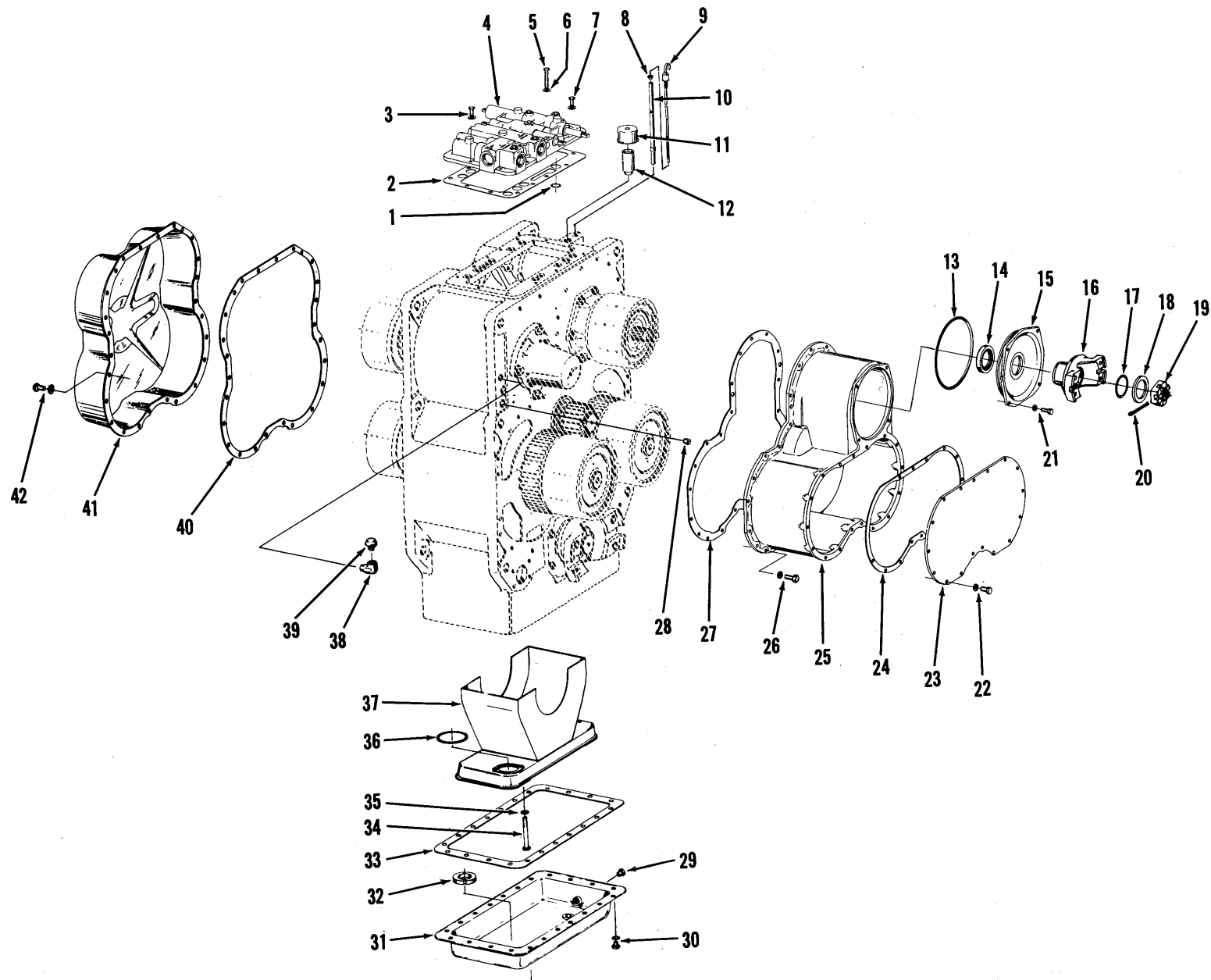


TS-7668-P

GRILLE, HOOD, FIREWALL AND SIDE PANELS

Item No.	Part No.	Description	No. Req'd.	Item No.	Part No.	Description	No. Req'd.
1	591561	PANEL, Hood Side — R.H.	1	14	50D-8	NUT, Bumper to Side Panel	4
2	570005	HOOD	1	15	18C-828	BOLT, Radiator Grille to Frame	4
3	559227	FIREWALL	1	16	71D-08	BASE, Radiator Grille to Frame	4
4	18D-06	NUT, Firewall Attaching	11	17	70D-08	NUT, Radiator Grille to Frame	4
5	571003	WASHER, Firewall Attaching	11	18	559243	GRILLE ASSY (Inc. 19 thru 22)	1
6	571003	WASHER, Firewall Attaching	11	19	18D-06	NUT, Grille Attaching	10
7	18C-618	BOLT, Firewall Attaching	11	20	980055	WASHER, Grille Attaching	10
8	2G-1005	SCREW, Latch Attaching	8	21	18C-616	BOLT, Grille Attaching	10
9	12E-10	LKWSHR, Latch Attaching	8	22	580967	GRILLE	1
10	614644	LATCH, Hood Side Panel	4	23	18D-06	NUT, Hood Attaching	12
11	3G-814	SCREW, Bumper to Side Panel	4	24	571003	WASHER, Hood Attaching	24
12	551434	BUMPER, Hood Side Panel	4	25	18C-618	BOLT, Hood Attaching	12
13	591560	PANEL, Hood Side — L.H.	1				

WHEN ORDERING PARTS, ALWAYS STATE MODEL AND SERIAL NO. OF MACHINE



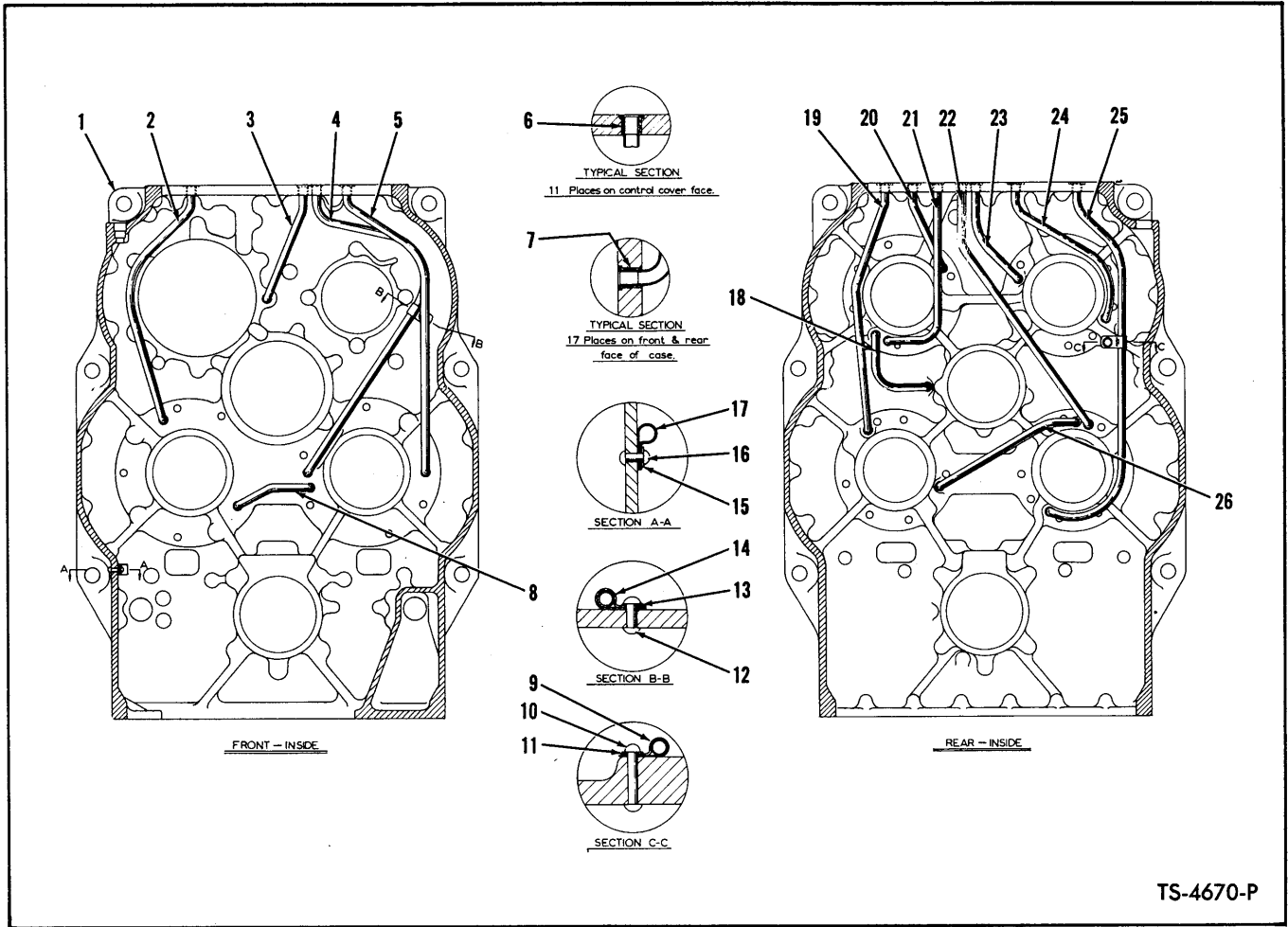
TRANSMISSION ASSEMBLY AND CLUTCH COVER GROUP

TS-4669-P

TRANSMISSION ASSEMBLY, CLUTCH COVER GROUP AND MOUNTS

Item No.	Part No.	Description	No. Req'd.
A	282366	*TRANSMISSION ASSY (5820-5)	1
		*Transmission Assembly includes items 1 thru 42 and all items listed on pages 18 thru 29	
1	25K-40026	"O" RING, Valve to Case	8
2	217653	GASKET, Valve to Case	1
3	5C-616	BOLT & LKWSHR, Valve to Case	4
4	-----	CONTROL VALVE ASSY - See Index	—
5	1C-640	BOLT, Valve to Case	6
6	4E-06	LKWSHR, Valve to Case	8
7	1C-624	BOLT, Valve to Case	2
8	92F-7	FITTING, Dipstick Tube	1
9	217590	DIPSTICK	1
10	217595	TUBE, Dipstick	1
11	22F-6	CAP, Oil Filler Pipe	1
12	5K-824	NIPPLE, Oil Filler Pipe	1
13	25K-40816	"O" RING, Clutch Cover	1
14	225851	SEAL, Clutch Cover Oil	1
15	217499	PLATE, Clutch Cover	1
16	222233	FLANGE, Input	1
17	25K-60116	"O" RING, Input Flange	1
18	222179	WASHER, Input Flange	1
19	205928	NUT, Input Flange	1
20	1F-636	COTTER, Input Flange	1
21	5C-616	BOLT & LKWSHR, Clutch Cover	4
22	5C-616	BOLT & LKWSHR, Cover Plate	17
23	217536	PLATE, Clutch Cover	1
24	217537	GASKET, Clutch Cover Plate	1
25	217518	COVER, 1st & 2nd Clutch	1
26	5C-616	BOLT & LKWSHR, Cover to Case	23
27	217519	GASKET, Clutch Cover	1
28	13F-12	PLUG, Drain	1
29	13F-12	PLUG, Oil Sump Drain	1
30	5C-612	BOLT & LKWSHR, Oil Sump	18
31	217562	SUMP ASSY, Oil	1
32	525293	MAGNET, Sump	2
33	217563	GASKET, Oil Sump	1
34	1C-636	BOLT, Frame & Screen Assy to Case	3
35	4E-06	LKWSHR, Frame & Screen Assy to Case	3
36	218376	GASKET, Oil Sump Frame	1
37	218358	FRAME & SCREEN ASSY, Oil Sump	1
38	26F-3	ELBOW, Air Breather	1
39	211433	AIR BREATHER	1
40	217620	GASKET, Clutch Cover	1
41	217619	COVER, Forward & Reverse, 3rd & 4th Clutch	1
42	5C-612	BOLT & LKWSHR, Clutch Cover	26

WHEN ORDERING PARTS, ALWAYS STATE MODEL AND SERIAL NO. OF MACHINE

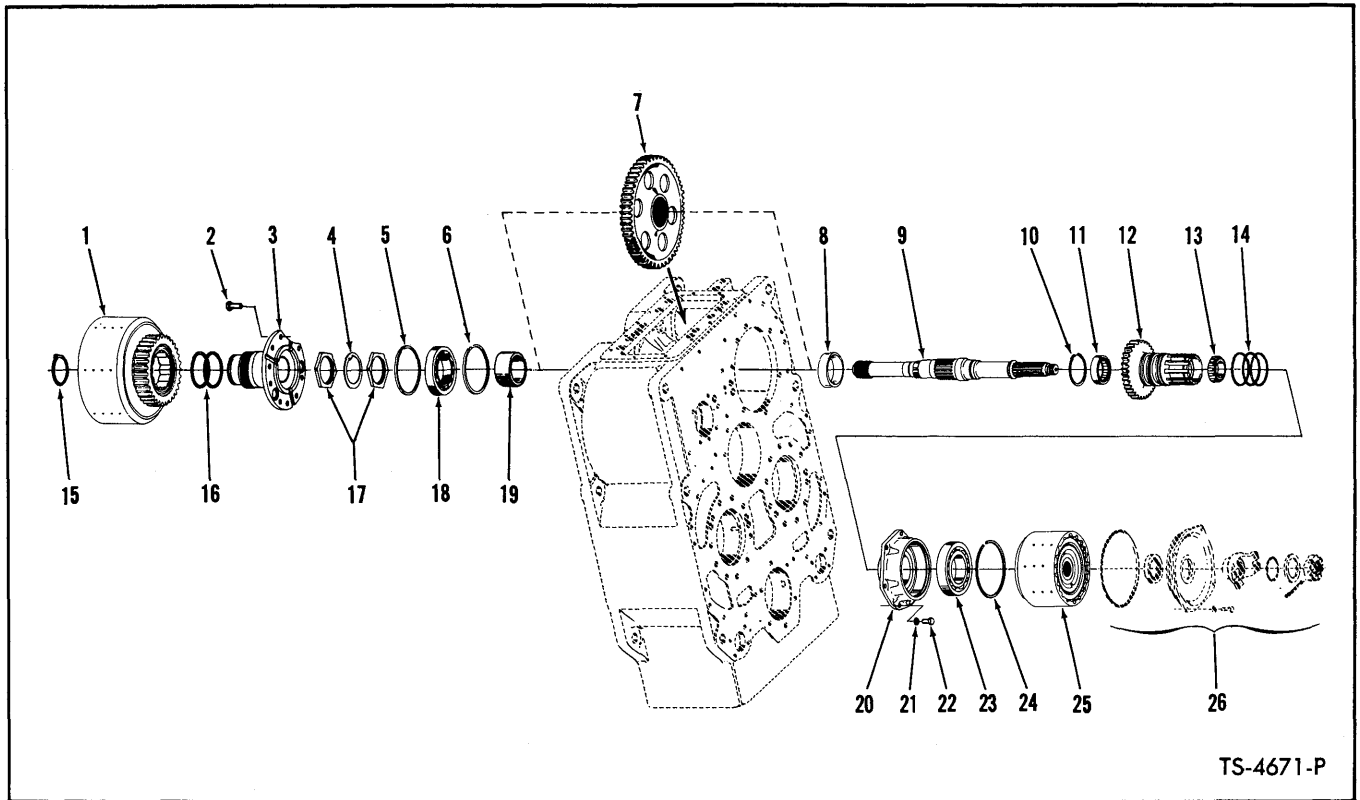


TRANSMISSION CASE AND INTERNAL TUBING

Item No.	Part No.	Description	No. Req'd.	Item No.	Part No.	Description	No. Req'd.
1	217574	CASE ASSY, Trans. (Inc. 1 thru 26) ..	1	14	6H-29	CLIP, Tube	1
2	217708	*TUBE, 1st Clutch Pressure	1	15	619018	WASHER, Clip to Case	1
3	217711	*TUBE, Splitter Clutch Lube	1	16	1H-414	RIVET, Clip to Case	1
4	217710	*TUBE, 2nd Clutch Lube	1	17	6H-32	CLIP, Dipstick Tube	1
5	217709	*TUBE, 2nd Clutch Pressure	1	18	217704	*TUBE, Reverse to Idler X-Over Lube	1
6	222067	SLEEVE, Tube	10	19	217706	*TUBE, 4th Clutch Pressure	1
7	222067	SLEEVE, Tube	18	20	217699	*TUBE, Reverse Clutch Pressure	1
8	217698	*TUBE, 2nd to 1st X-Over Lube	1	21	217703	*TUBE, Reverse Clutch Lube	1
9	6H-29	CLIP, Tube	1	22	217707	*TUBE, 3rd Clutch Lube	1
10	1H-534	RIVET, Clip to Case	1	23	217701	*TUBE, Input Lube	1
11	619019	WASHER, Clip to Case	1	24	217700	*TUBE, Input Clutch Pressure	1
12	1H-518	RIVET, Clip to Case	1	25	217705	*TUBE, 3rd Clutch Pressure	1
13	619019	WASHER, Clip to Case	1	26	217702	*TUBE, 3rd to 4th X-Over Lube	1

*NOTE: Use two 222067 sleeve (Item 6 or 7) when replacing any of the above tubes, one at each end of tube. Use 943374 Tube Expander to expand tube into sleeve.

WHEN ORDERING PARTS, ALWAYS STATE MODEL AND SERIAL NO. OF MACHINE



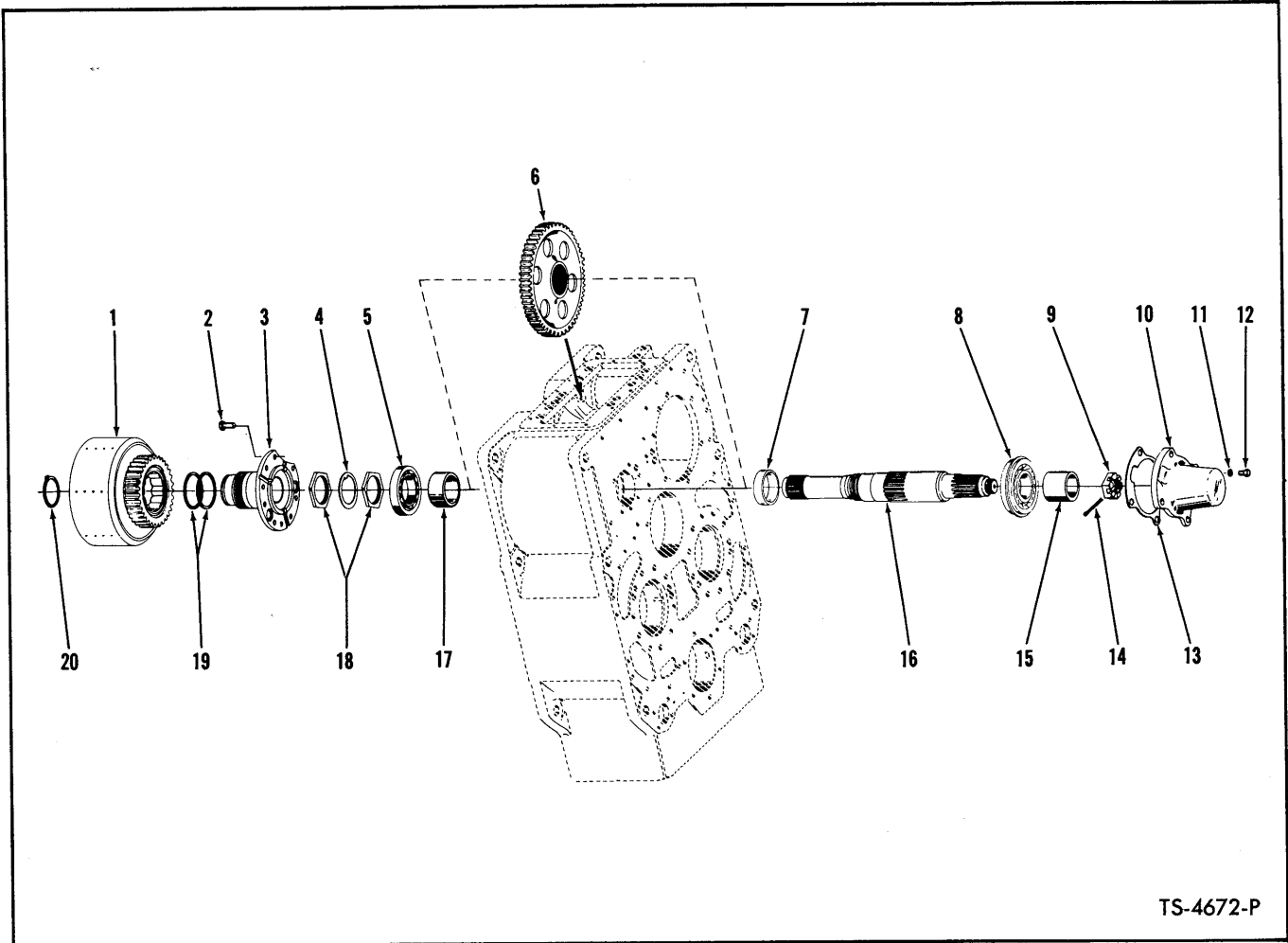
TS-4671-P

INPUT SHAFT GROUP

Item No.	Part No.	Description	No. Req'd.	Item No.	Part No.	Description	No. Req'd.
1	-----	CLUTCH ASSY, Input — See Index	1	13	225846	BEARING, Front Clutch Support	1
2	8C-820	BOLT, Clutch Support to Case	8	14	217468	RING, Piston	3
3	217156	SUPPORT, Input Clutch	1	15	659764	RING, Disc Hub Snap	1
4	217507	LOCK, Bearing Nut	1	16	223740	RING, Clutch Support Piston	2
5	223856	RING, Rear Bearing Snap	1	17	217506	NUT, Bearing Lock	2
6	223856	RING, Rear Bearing Snap	1	18	225840	BEARING, Rear Drive Shaft	1
7	217399	GEAR, Input Shaft (50T)	1	19	217508	SPACER, Input Shaft Gear	1
8	217500	SPACER, Input Shaft Gear	1	20	217386	CARRIER, Bearing	1
9	217544	SHAFT, Input	1	21	4E-08	LKWSHR, Bearing Carrier to Case	6
10	223901	RING, Rear Bearing Snap	1	22	1C-820	BOLT, Bearing Carrier to Case	6
11	223387	BEARING, Rear Clutch Support	1	23	225841	BEARING, Splitter Clutch	1
12	217385	SLEEVE ASSY, Splitter Clutch Support (Inc. 12A)	1	24	217693	RING, Bearing Snap	1
12A	228445	† PLUG, Clutch Support	2	25	-----	CLUTCH ASSY, Splitter — See Index	1
				26	-----	SEE PAGE 17 (Items 13 thru 21)	—

†Not Illustrated

WHEN ORDERING PARTS, ALWAYS STATE MODEL AND SERIAL NO. OF MACHINE

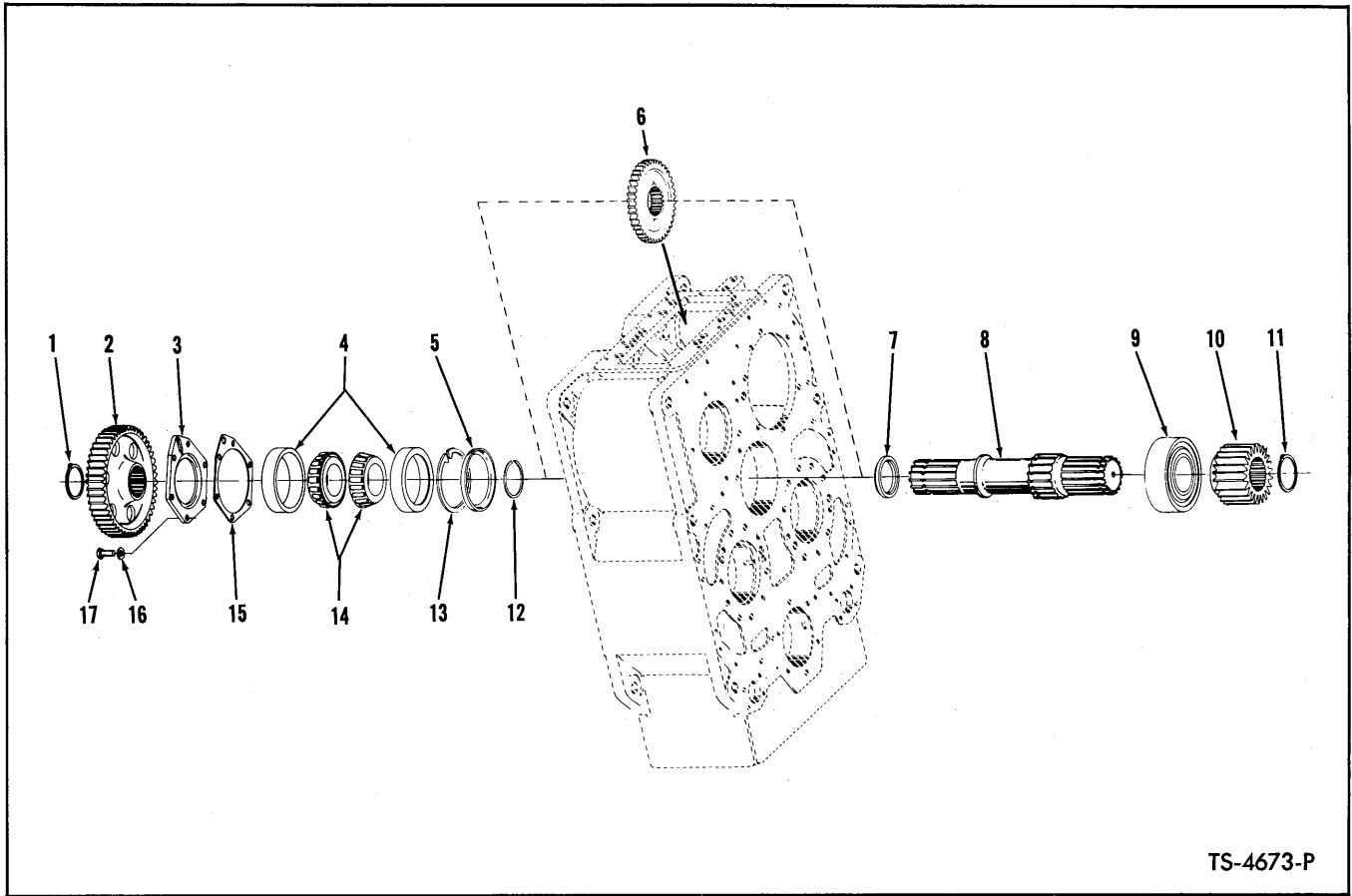


TS-4672-P

REVERSE SHAFT GROUP

Item No.	Part No.	Description	No. Req'd.	Item No.	Part No.	Description	No. Req'd.
1	-----	CLUTCH ASSY, Reverse — See Index..	1	11	4E-08	LKWSHR, Bearing Cap	4
2	8C-820	BOLT, Clutch Support to Case	8	12	1C-820	BOLT, Bearing Cap	4
3	217156	SUPPORT, Reverse	1	13	217490	GASKET, Bearing Cap	1
4	217507	LOCK, Bearing Nut	1	14	1F-636	COTTER, Reverse Drive Shaft	1
5	225840	BEARING, Rear Drive Shaft	1	15	217504	SPACER, Bearing	1
6	217399	GEAR, Reverse Shaft (50T)	1	16	217545	SHAFT, Reverse	1
7	217500	SPACER, Reverse Shaft Gear	1	17	217508	SPACER, Reverse Shaft Gear	1
8	225842	BEARING, Front Drive Shaft	1	18	217506	NUT, Bearing Lock	2
9	205928	NUT, Reverse Drive Shaft	1	19	223740	RING, Clutch Support Piston	2
10	217488	CAP, Bearing	1	20	659764	RING, Disc Hub Snap	1

WHEN ORDERING PARTS, ALWAYS STATE MODEL AND SERIAL NO. OF MACHINE



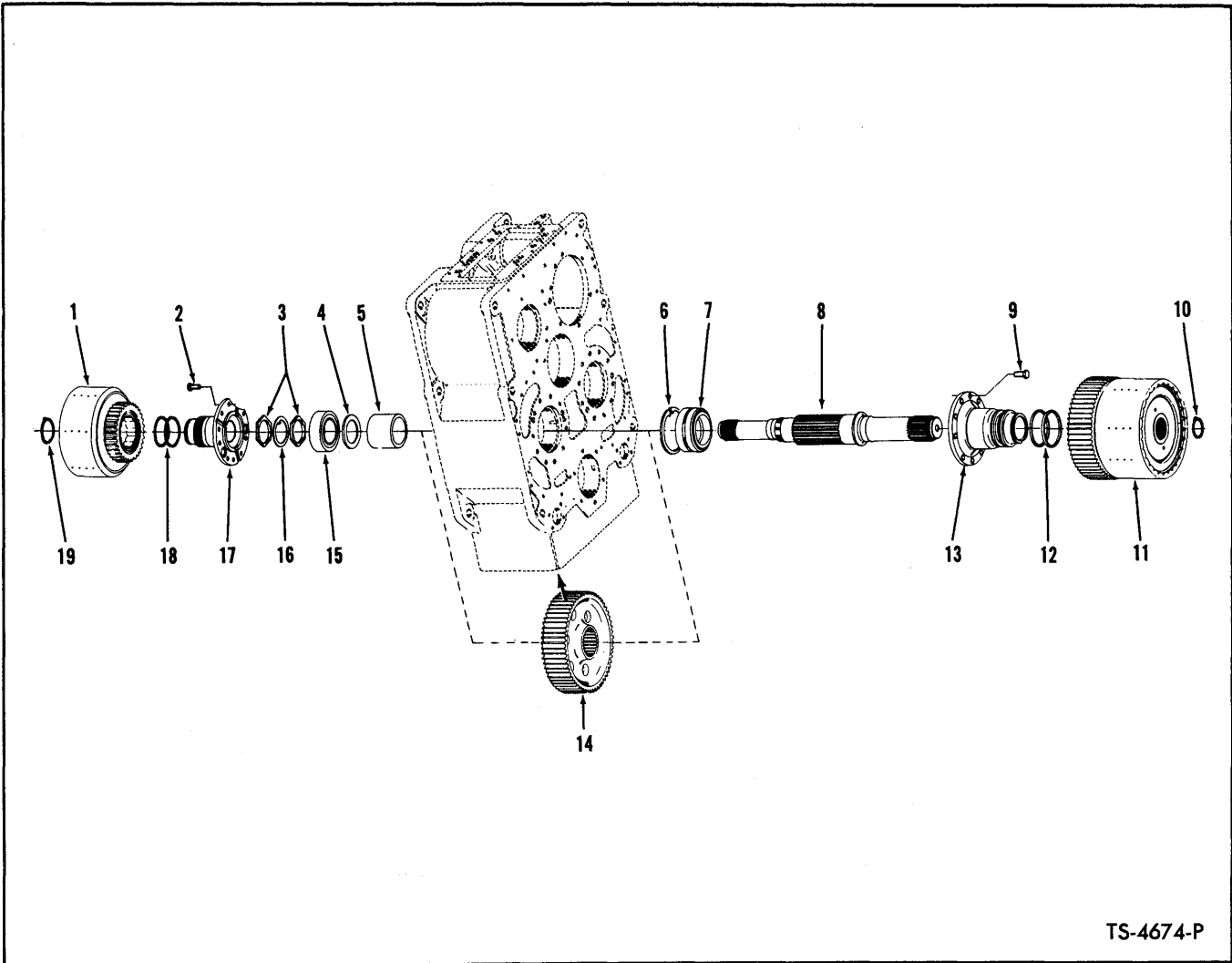
TS-4673-P

IDLER SHAFT GROUP

Item No.	Part No.	Description	No. Req'd.
1	711161	RING, Gear Retaining Snap	1
2	217398	GEAR, Idler to Low Forward (46T)	1
3	217629	CAP, Bearing	1
4	730503	CUP, Idler Shaft Tapered Bearing	2
5	217598	BAFFLE, Bearing Oil	1
6	217251	GEAR, Idler to High Forward (41T)	1
7	217628	SPACER, Taper Bearing	1
8	217352	SHAFT, Idler	1
9	225845	BEARING, Idler Shaft	1
10	217253	GEAR, Idler to 1st (22T)	1
11	507688	RING, Gear Retaining Snap	1
12	214337	RING, Gear Retaining Snap	1
13	223879	RING, Bearing Retaining Snap	1
14	710791	CONE, Idler Shaft	2
15	217689	‡ SHIM, Bearing Cap — .004"	—
15A	217690	‡ SHIM, Bearing Cap — .007"	—
15B	217691	‡ SHIM, Bearing Cap — .010"	—
16	4E-08	LKWSHR, Bearing Cap	5
17	1C-820	BOLT, Bearing Cap	5

‡As Required

WHEN ORDERING PARTS, ALWAYS STATE MODEL AND SERIAL NO. OF MACHINE

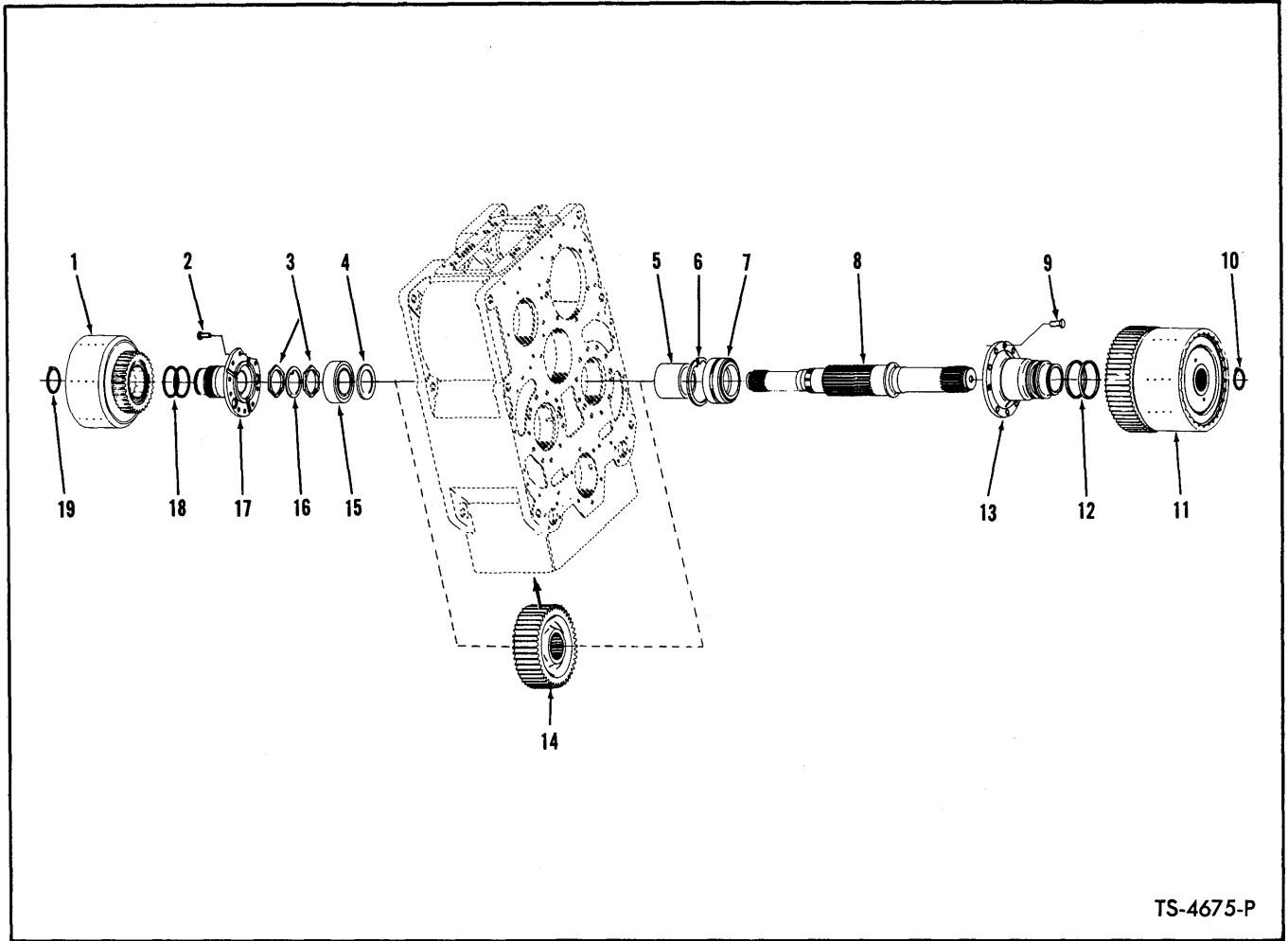


TS-4674-P

SECOND AND FOURTH SHAFT GROUP

Item No.	Part No.	Description	No. Req'd.	Item No.	Part No.	Description	No. Req'd.
1	-----	CLUTCH ASSY, 4th Clutch—See Index	1	11	-----	CLUTCH, 2nd Clutch — See Index	1
2	8C-820	BOLT, Clutch Support to Case	8	12	217418	RING, Clutch Support Piston	2
3	217506	NUT, Bearing Lock	2	13	217128	SUPPORT, 2nd Clutch	1
4	222181	SPACER, Bearing	1	14	217342	GEAR, 2nd & 4th Shaft (60T)	1
5	217502	SPACER, 2nd & 4th Shaft Gear	1	15	225844	BEARING, 2nd & 4th Shaft	1
6	223982	RING, Bearing Retaining Snap	1	16	217507	LOCK, Bearing Nut	1
7	225400	BEARING, 2nd & 4th Shaft	1	17	217156	SUPPORT, 4th Clutch	1
8	217341	SHAFT, 2nd & 4th	1	18	223740	RING, Clutch Support Piston	2
9	8C-820	BOLT, Clutch Support to Case	8	19	659764	RING, Disc Hub Snap	1
10	660516	RING, Disc Hub Snap	1				

WHEN ORDERING PARTS, ALWAYS STATE MODEL AND SERIAL NO. OF MACHINE

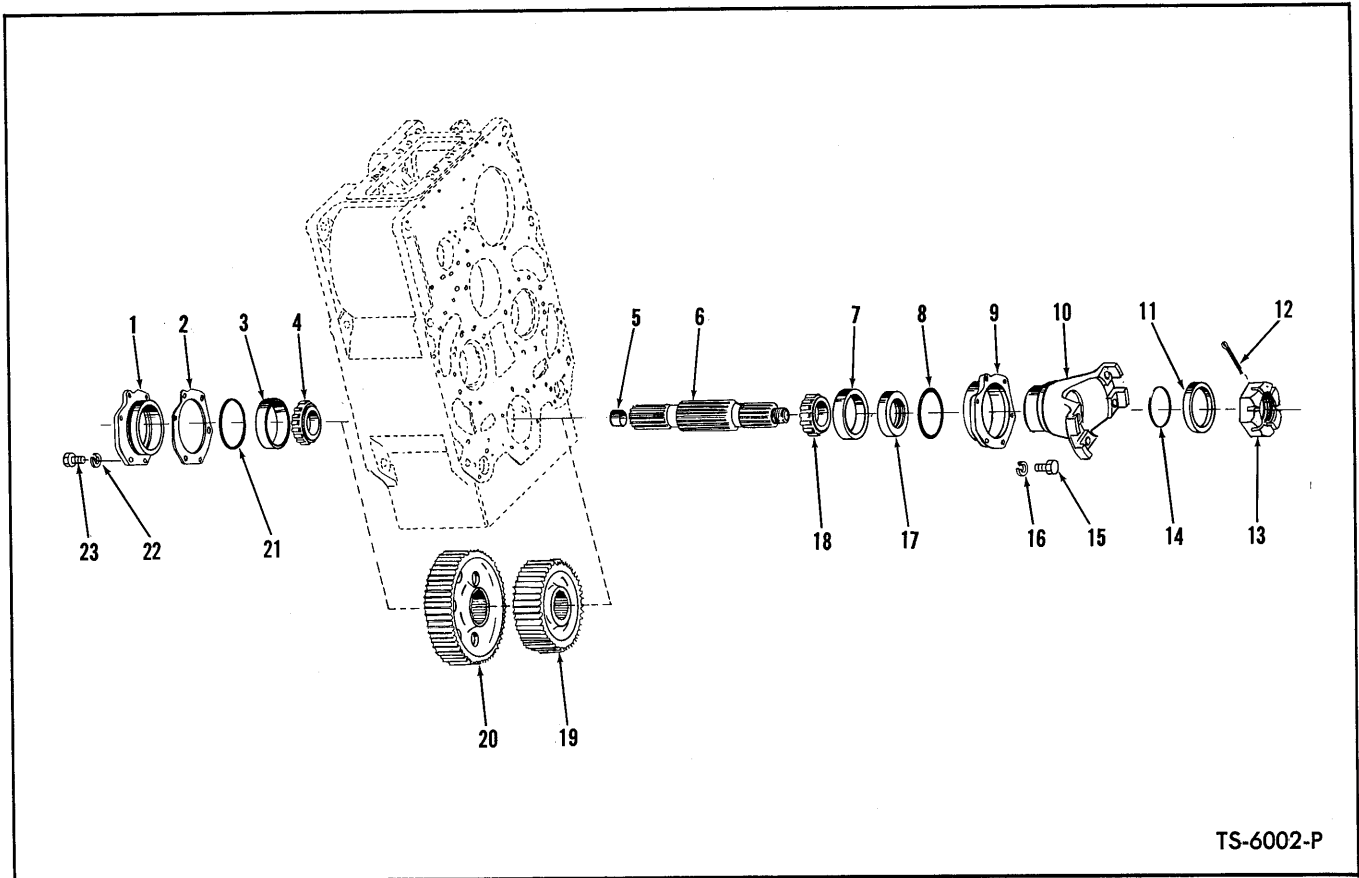


TS-4675-P

FIRST AND THIRD SHAFT GROUP

Item No.	Part No.	Description	No. Req'd.	Item No.	Part No.	Description	No. Req'd.
1	-----	CLUTCH ASSY, 3rd Clutch—See Index	1	11	-----	CLUTCH ASSY, 1st Clutch—See Index	1
2	8C-820	BOLT, Clutch Support to Case	8	12	217418	RING, Clutch Support Piston	2
3	217506	NUT, Bearing Lock	2	13	217128	SUPPORT, 1st Clutch	1
4	222181	SPACER, Bearing	1	14	217343	GEAR, 1st & 3rd Shaft (43T)	1
5	217502	SPACER, 1st & 3rd Shaft Gear	1	15	225844	BEARING, 1st & 3rd Shaft	1
6	223982	RING, Bearing Retaining Snap	1	16	217507	LOCK, Bearing Nut	1
7	225400	BEARING, 1st & 3rd Shaft	1	17	217156	SUPPORT, 3rd Clutch	1
8	217341	SHAFT, 1st & 3rd	1	18	223740	RING, Clutch Support Piston	2
9	8C-820	BOLT, Clutch Support to Case	8	19	659764	RING, Disc Hub Snap	1
10	660516	RING, Disc Hub Snap	1				

WHEN ORDERING PARTS, ALWAYS STATE MODEL AND SERIAL NO. OF MACHINE



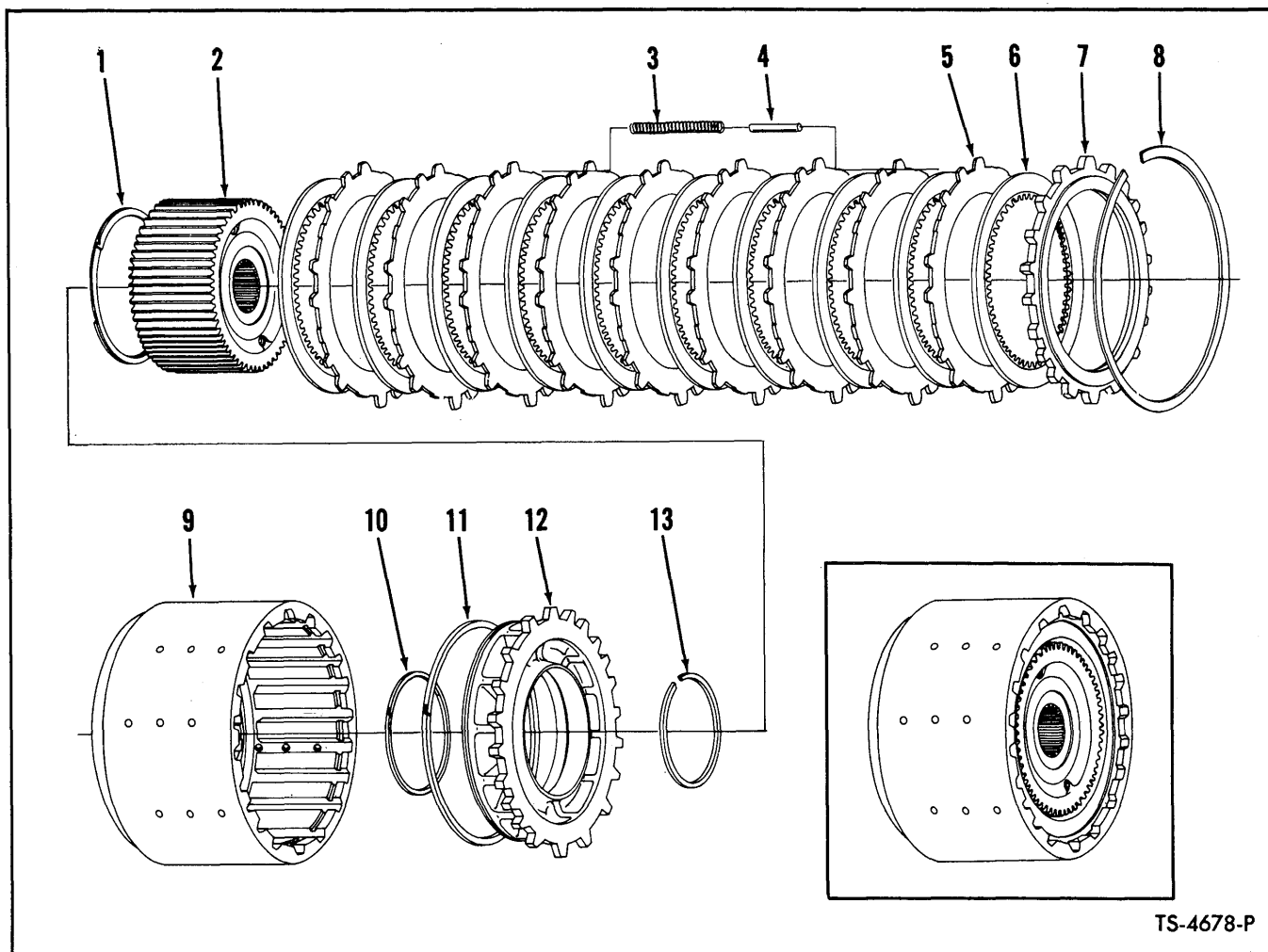
TS-6002-P

OUTPUT SHAFT GROUP

Item No.	Part No.	Description	No. Req'd.	Item No.	Part No.	Description	No. Req'd.
1	217715	CAP, Output Shaft Bearing	1	11	222181	WASHER, Output Shaft Flange	1
2	217686	‡SHIM, Bearing Cap (.004)	—	12	1F-632	COTTER, Output Shaft Flange Nut	1
2A	217687	‡SHIM, Bearing Cap (.007)	—	13	201262	NUT, Output Shaft Flange	1
2B	217688	‡SHIM, Bearing Cap (.010)	—	14	25K-60204	"O" RING, Output Shaft Flange	1
3	742243	CUP, Output Shaft Bearing	1	15	1C-820	BOLT, Output Shaft Cap	6
4	225850	CONE, Output Shaft Bearing	1	16	4E-08	LKWSHR, Output Shaft Cap	6
5	225406	BUSHING, Output Shaft	1	17	225763	SEAL, Bearing Cap Oil	1
6	217604	SHAFT, Output (Inc. 5)	1	18	225850	CONE, Output Shaft Bearing	1
7	742243	CUP, Output Shaft Bearing	1	19	217343	GEAR, Output Shaft to 2nd-4th (43T)	1
8	25K-40408	"O" RING, Bearing Cap	1	20	217342	GEAR, Output Shaft to 1st-3rd (60T) ..	1
9	217626	CAP ASSY, Output Shaft Bearing (Inc. 17)	1	21	25K-40408	"O" RING, Bearing Cap	1
10	218745	FLANGE, Output	1	22	4E-08	LKWSHR, Output Shaft Cap	6
				23	1C-820	BOLT, Output Shaft Cap	6

‡As Required

WHEN ORDERING PARTS, ALWAYS STATE MODEL AND SERIAL NO. OF MACHINE

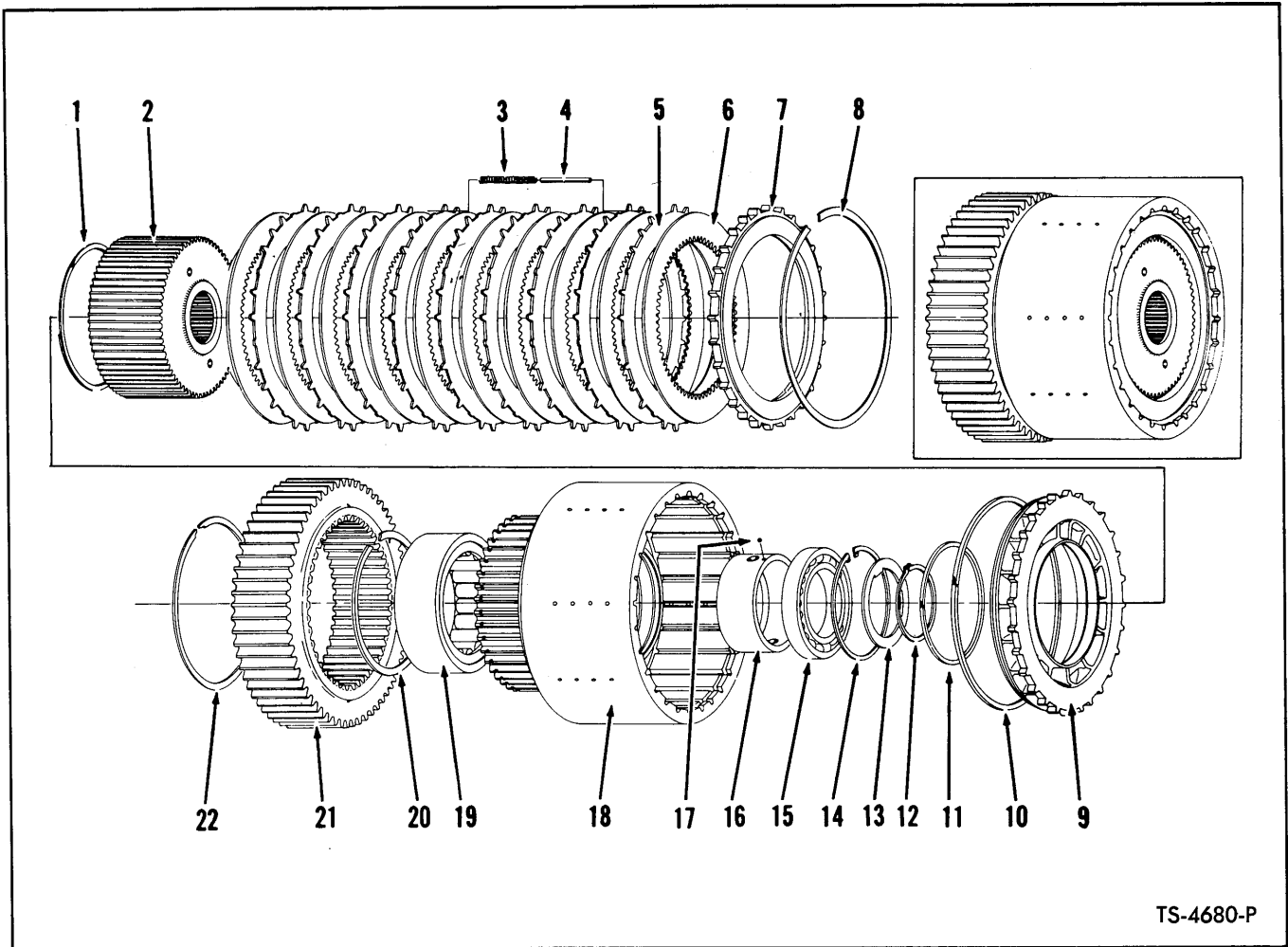


SPLITTER CLUTCH

Item No.	Part No.	Description	No. Req'd.
1	217509	RING, Oil Baffle Retaining	1
2	217388	HUB, Disc	1
3	217334	SPRING, Clutch Disc Release	6
4	217599	PIN, Release Spring Guide	6
5	217162	DISC, Clutch Outer	9
6	227495	DISC, Clutch Inner	10
7	217161	PLATE, Clutch Disc End	1
8	217099	RING, End Plate Retaining	1
9	217280	DRUM ASSY, Clutch (Inc. 9A, 9B)	1
9A	217141	†HOUSING, Bleed Valve	1
9B	10J-10	†BALL, Bleed Valve	1
10	217411	RING, Inner Piston Sealing	1
11	217361	RING, Outer Piston Sealing	1
12	217164	PISTON, Clutch	1
13	743670	RING, Drum Hub Retaining	1

†Not Illustrated

WHEN ORDERING PARTS, ALWAYS STATE MODEL AND SERIAL NO. OF MACHINE



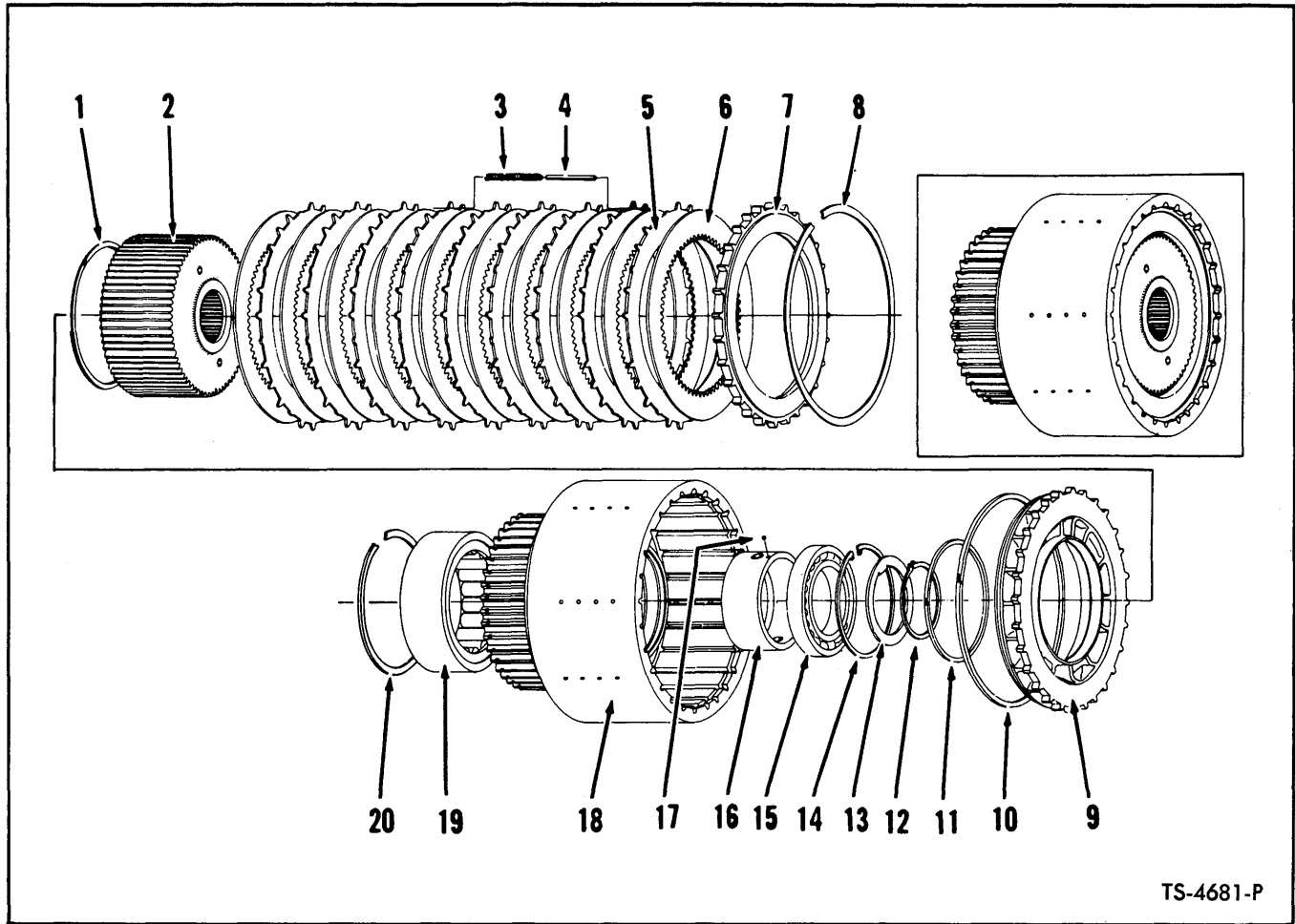
TS-4680-P

FIRST AND SECOND CLUTCH GROUP

2 Clutches used in Transmission — Quantity indicated is for 1 Clutch

Item No.	Part No.	Description	No. Req'd.	Item No.	Part No.	Description	No. Req'd.
1	217510	RING, Oil Baffle Retaining	1	12	791018	RING, Washer Retaining	1
2	217133	HUB ASSY, Clutch Disc	1	13	217417	WASHER, Bearing	1
3	217334	SPRING, Clutch Disc Release	8	14	223982	RING, Bearing Retaining	1
4	217599	PIN, Clutch Disc Release Spring	8	15	225768	BEARING, Clutch Support	1
5	217140	DISC, Clutch — Outer	9	16	217136	RACE, Outer Piston Ring	1
6	227496	DISC, Clutch — Inner	10	17	10J-08	BALL, Outer Race	1
7	217137	PLATE, Clutch Disc End	1	18	217130	DRUM ASSY, Clutch (Inc. 16, 17)	1
8	217416	RING, End Plate Retaining	1	19	225766	BEARING, Clutch Support Roller	1
9	217138	PISTON, Clutch	1	20	223852	RING, Bearing Retaining	1
10	217415	RING, Outer Piston	1	21	217397	GEAR, Clutch Drum Hub (53T)	1
11	217420	RING, Inner Piston	1	22	217692	RING, Gear Retaining	1

WHEN ORDERING PARTS, ALWAYS STATE MODEL AND SERIAL NO. OF MACHINE



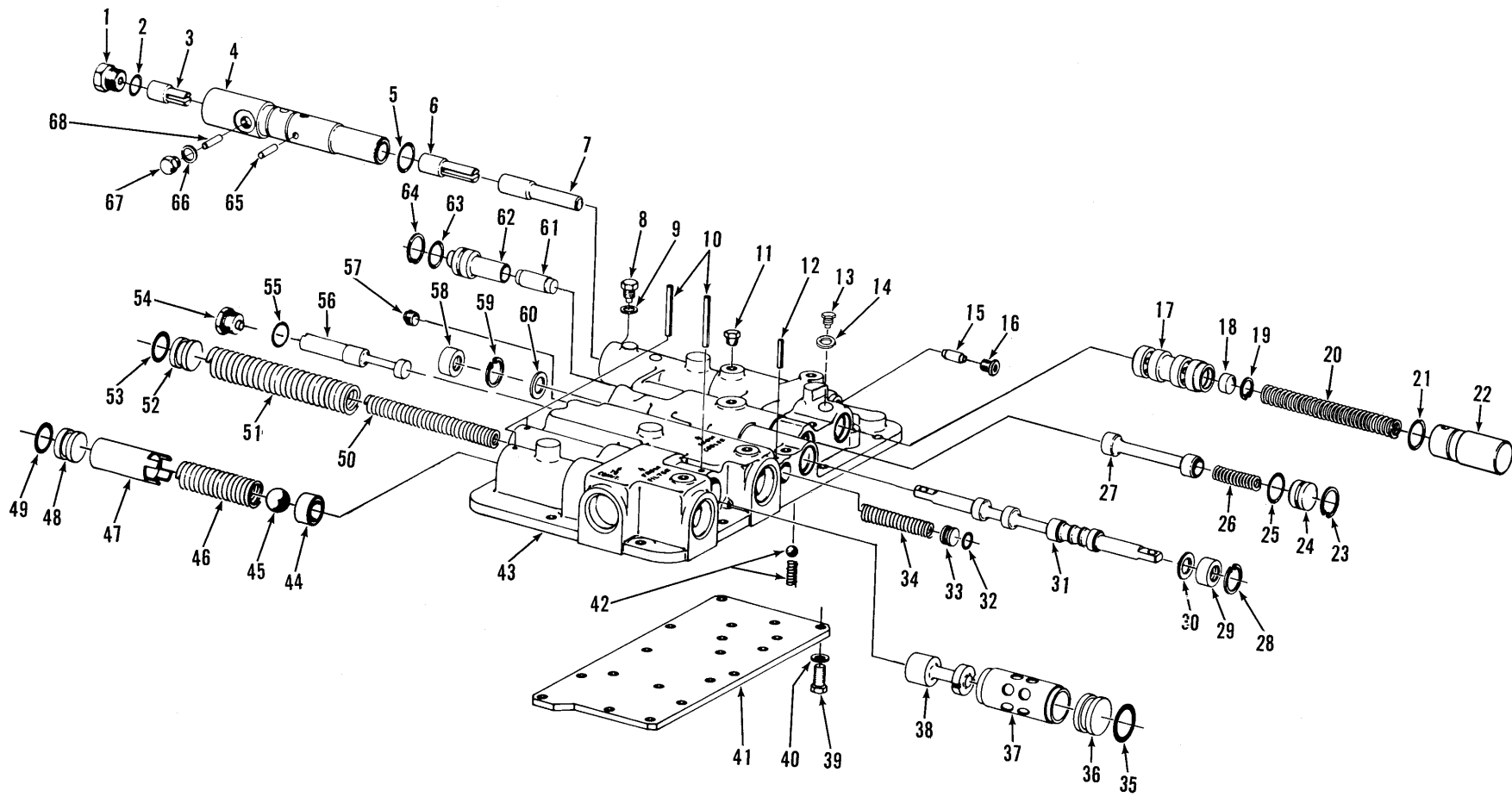
TS-4681-P

INPUT – REVERSE, THIRD AND FOURTH CLUTCH GROUP

4 Clutches used in Transmission – Quantity indicated is for 1 Clutch

Item No.	Part No.	Description	No. Req'd.	Item No.	Part No.	Description	No. Req'd.
1	217509	RING, Oil Baffle Retaining	1	11	217411	RING, Inner Piston	1
2	217158	HUB ASSY, Clutch Disc	1	12	731627	RING, Washer Retaining	1
3	217334	SPRING, Clutch Disc Release	6	13	217165	WASHER, Bearing	1
4	217599	PIN, Clutch Disc Release Spring	6	14	664116	RING, Bearing Retaining	1
5	217162	DISC, Clutch Outer	9	15	225813	BEARING, Clutch Support	1
6	227495	DISC, Clutch Inner	10	16	217155	RACE, Outer Piston Ring	1
7	217161	PLATE, Clutch Disc End	1	17	10J-08	BALL, Outer Race	1
8	217099	RING, End Plate Retaining	1	18	217152	DRUM ASSY, Clutch (Inc. 16, 17)	1
9	217164	PISTON, Clutch	1	19	225796	BEARING, Clutch Support Roller	1
10	217361	RING, Outer Piston	1	20	223997	RING, Bearing Retaining	1

WHEN ORDERING PARTS, ALWAYS STATE MODEL AND SERIAL NO. OF MACHINE



CONTROL COVER ASSEMBLY — TRANSMISSION

TS-6387-P

[28]

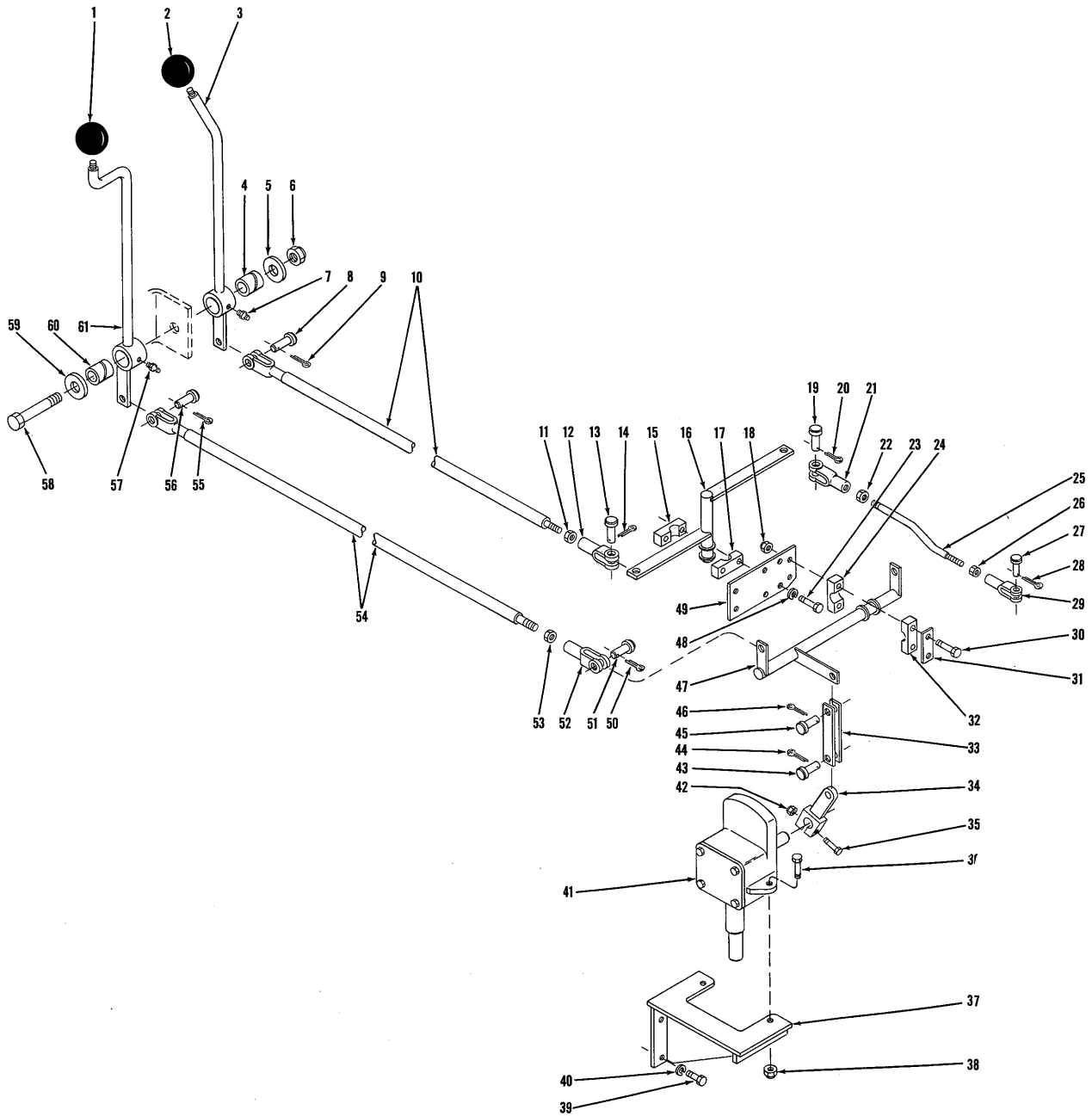
PM 2137

CONTROL COVER ASSEMBLY — TRANSMISSION

Item No.	Part No.	Description	No. Req'd.	Item No.	Part No.	Description	No. Req'd.
A	227547	COVER ASSY, Control (Inc. 1 thru 68)	1	35	25K-40100	"O" RING, Valve Spool	1
1	227418	PLUG, Shift Cylinder Housing	1	36	217647	STOP, Reg. Valve Spool	1
2	91F-7	"O" RING, Plug	1	37	-----	§SLEEVE, Reg. Valve Spool	1
3	228096	VALVE, 3rd Speed	1	38	801437	SPOOL, Regulating Valve (Inc. 37)	1
4	228094	HOUSING, Shift Cylinder	1	39	1C-512	BOLT, Plate to Cover	17
5	25K-30030	"O" RING, Housing	1	40	5E-05	LKWSHR, Plate to Cover	17
6	228095	VALVE, 2nd Speed	1	41	217632	PLATE, Control Cover	1
7	227550	VALVE, 1st Speed	1	42	202200	SPRING, Poppet	2
8	227422	PLUG, Shift Cylinder Housing Lock	1	42A	10J-12	BALL, Poppet	2
9	731964	WASHER, Plug Sealing	1	43	227548	HOUSING, Control Cover	1
10	300058	PIN, Valve Spool Stop Roll	3	44	217650	SEAT, Safety Valve	1
11	40K-02	PLUG, Pipe	4	45	10J-24	BALL, Safety Valve	1
12	654724	PIN, Valve Spool Stop Roll	1	46	217651	SPRING, Safety Valve	1
13	227422	PLUG, Shift Cylinder Housing Lock	1	47	217652	SPACER, Safety Valve Seat Retainer	1
14	731964	WASHER, Plug Sealing	1	48	222041	STOP, Safety Valve	1
15	217654	VALVE, Shuttle	1	49	25K-40024	"O" RING, Safety Valve Stop	1
16	47K-3	PLUG, Shuttle Valve	1	50	217648	SPRING, Inner Regulator Valve	1
17	227555	VALVE, Selector	1	51	217649	SPRING, Outer Regulator Valve	1
18	227556	PLUG, Selector Valve	1	52	222041	STOP, Regulator Valve Spool	1
19	659041	RING, Selector Valve Retaining	1	53	25K-40024	"O" RING, Valve Spool Stop	1
20	227558	SPRING, Selector Valve	1	54	24K-7	PLUG, Valve Spool Stop (Inc. 55)	1
21	25K-30030	"O" RING, Housing Plug	1	55	91F-7	"O" RING, Plug	1
22	227557	PLUG, Housing End Cover	1	56	217644	SPOOL, Shut-Off Valve	1
23	664140	RING, Piston Stop Retaining	1	57	16F-04	PLUG, Oil Passage	1
24	227560	STOP, Piston	1	58	225856	SEAL, Selector Valve Oil	1
25	25K-30030	"O" RING, Piston Stop	1	59	664140	RING, Selector Valve Retaining	1
26	227564	SPRING, Range Valve	1	60	217657	WASHER, Selector Valve Stop	1
27	227563	VALVE, High-Low	1	61	227562	PISTON, High-Low	1
28	664140	RING, Selector Valve Retaining	1	62	227561	GUIDE, High-Low Piston	1
29	225856	SEAL, Selector Valve Oil	1	63	25K-30030	"O" RING, Piston Guide	1
30	217657	WASHER, Selector Valve Stop	1	64	664140	RING, Piston Guide Retaining	1
31	217637	VALVE, Forward-Reverse Selector	1	64A	36F-1	†CONNECTOR, Hose	1
32	25K-30018	"O" RING, Shut-Off Valve Stop	1	65	106358	PIN, 2nd Speed Valve Stop	1
33	220983	STOP, Shut-Off Valve	1	66	743314	WASHER, Stop Pin Retaining	1
34	217645	SPRING, Shut-Off Valve	1	67	227423	PLUG, Stop Pin Retaining	1
				68	106358	PIN, 3rd Speed Valve Stop	1

§Not Sold Separately
†Not Illustrated

WHEN ORDERING PARTS, ALWAYS STATE MODEL AND SERIAL NO. OF MACHINE



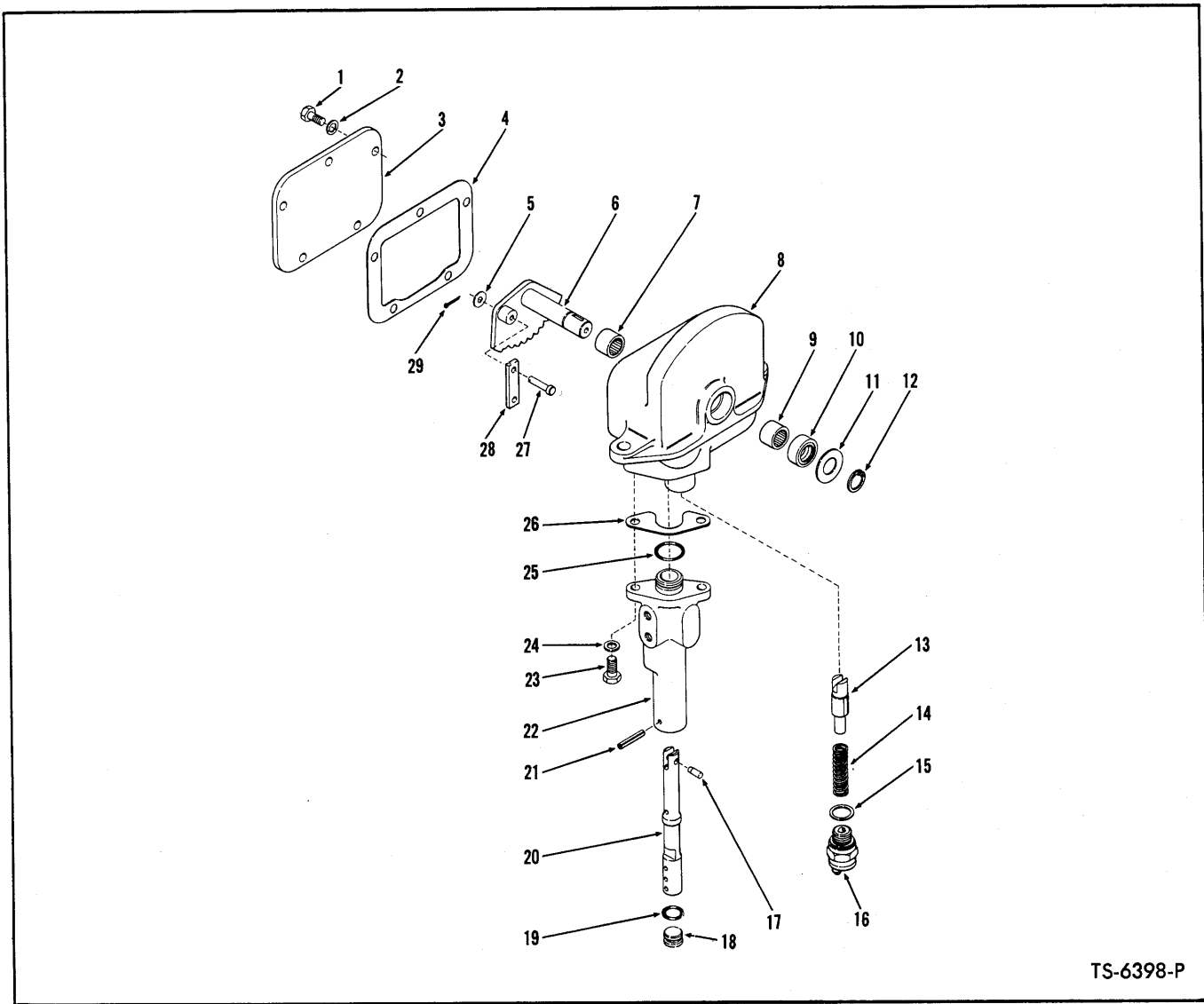
TRANSMISSION CONTROL LEVERS AND LINKAGE

TS-7669-P

TRANSMISSION CONTROL LEVERS AND LINKAGE

Item No.	Part No.	Description	No. Req'd.	Item No.	Part No.	Description	No. Req'd.
1	565389	KNOB, 8 Speed Shift	1	33	570662	BAR, Bell Crank to Shift Lever	2
2	565389	KNOB, Forward & Reverse Shift	1	34	572425	SHIFT LEVER	1
3	570679	LEVER, Forward & Reverse Shift	1	35	18C-632	BOLT, Lever Clamping	1
4	570676	BUSHING, Lever	1	36	18C-828	BOLT, Control Valve to Bracket	2
5	585972	WASHER, Lever to Cockpit	1	37	572430	BRACKET, Control Valve to Frame	1
6	18D-12	NUT, Lever to Cockpit	1	38	18D-08	NUT, Control Valve to Bracket	2
7	10H-25	FITTING, Lever Grease	1	39	18C-620	BOLT, Bracket to Frame	4
8	4F-08127	PIN, Lever to Rod	1	40	4E-06	LKWSHR, Bracket to Frame	4
9	1F-416	COTTER, Clevis Pin	1	41	-----	CONTROL VALVE, Hydraulic Shift — See Index	1
10	565348	ROD, Lever to Bell Crank (Inc. 11, 12)	1	42	18D-06	NUT, Lever Clamp Bolt	1
11	8D-08	NUT, Clevis Jam	1	43	4F-08127	PIN, Bar to Lever	1
12	2J-8300	CLEVIS, Rod to Bell Crank	1	44	1F-416	COTTER, Clevis Pin	1
13	4F-08127	PIN, Clevis to Bell Crank	1	45	4F-08127	PIN, Bar to Bell Crank	1
14	1F-416	COTTER, Clevis Pin	1	46	1F-416	COTTER, Clevis Pin	1
15	559949	SUPPORT, Bell Crank	2	47	570678	BELL CRANK	1
16	570677	BELL CRANK	1	48	4E-06	LKWSHR, Bell Crank Support Blocks to Frame	4
17	559949	SUPPORT, Bell Crank	2	49	570663	PLATE, Bell Crank Support	1
18	18D-06	NUT, Bell Crank Support to Plate	4	50	1F-416	COTTER, Clevis Pin	1
19	4F-08127	PIN, Clevis to Bell Crank	1	51	4F-08127	PIN, Clevis to Bell Crank	1
20	1F-416	COTTER, Clevis Pin	1	52	2J-8300	CLEVIS, Rod to Bell Crank	1
21	2J-8300	CLEVIS, Rod to Bell Crank	1	53	8D-08	NUT, Clevis Jam	1
22	8D-08	NUT, Clevis Jam	1	54	565346	ROD, Lever to Bell Crank (Inc. 52, 53)	1
23	18C-640	BOLT, Bell Crank Supports to Frame	4	55	1F-416	COTTER, Clevis Pin	1
24	559949	SUPPORT, Bell Crank	2	56	4F-08127	PIN, Rod to Lever	1
25	570664	ROD, Bell Crank to Transmission	1	57	10H-25	FITTING, Lever Grease	1
26	8D-05	NUT, Clevis Jam	1	58	18C-1280	BOLT, Lever to Cockpit	1
27	4F-05062	PIN, Clevis to Transmission	1	59	585972	WASHER, Lever to Cockpit	1
28	1F-316	COTTER, Clevis Pin	1	60	570676	BUSHING, Lever	1
29	2J-5204	CLEVIS, Rod to Transmission	1	61	570680	LEVER, 8 Speed Shift	1
30	18C-640	BOLT, Support Blocks to Plate	4				
31	570832	PLATE, Bell Crank Support Blocks	2				
32	559949	SUPPORT, Bell Crank	2				

WHEN ORDERING PARTS, ALWAYS STATE MODEL AND SERIAL NO. OF MACHINE



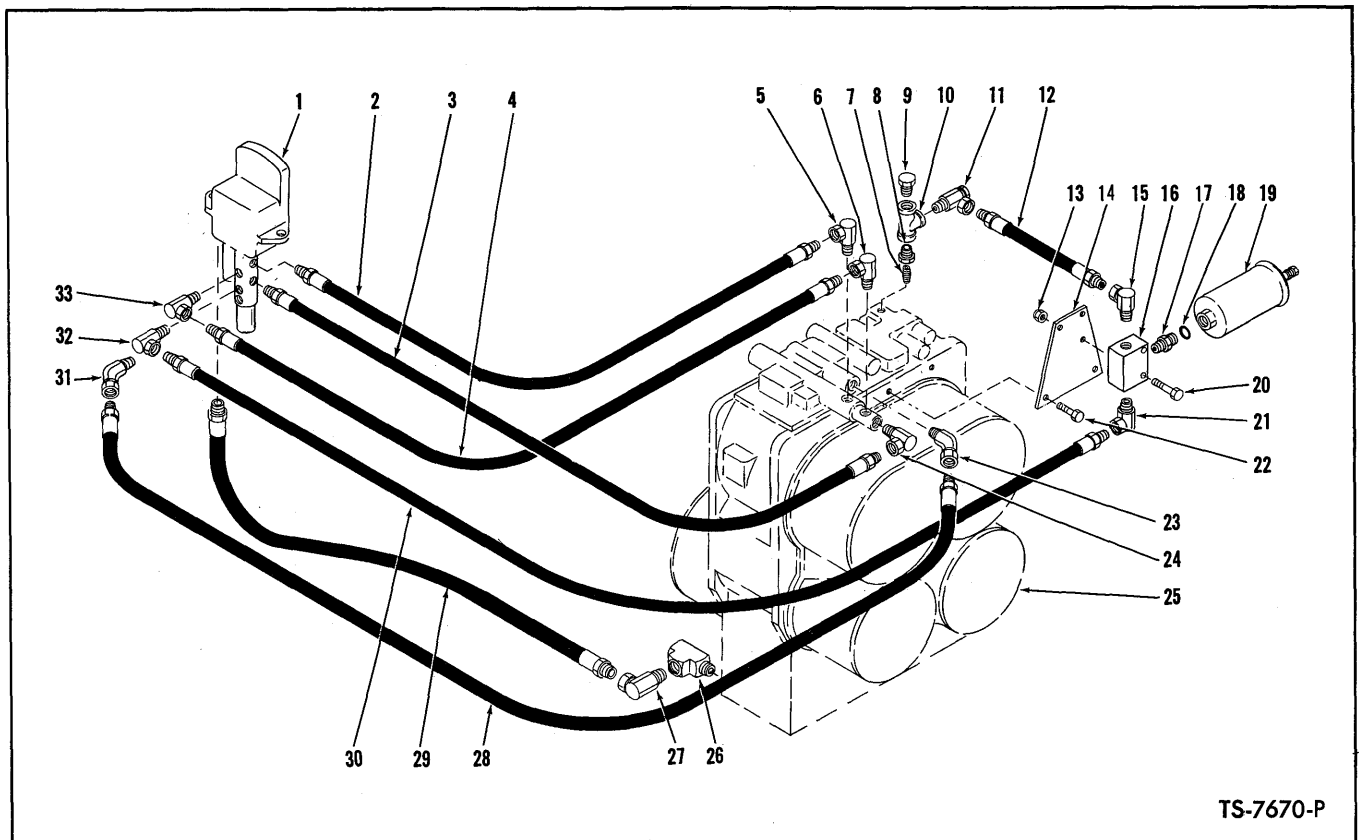
TS-6398-P

HYDRAULIC SHIFT CONTROL VALVE ASSEMBLY

Item No.	Part No.	Description	No. Req'd.	Item No.	Part No.	Description	No. Req'd.
A	227387	VALVE ASSY, Hydraulic Shift Control (Inc. 1 thru 29)	1	15A	224513	‡SHIM (.018-.028)	—
1	1C-512	BOLT, Plate to Housing	5	15B	224514	‡SHIM (.011-.017)	—
2	4E-05	LKWSHR, Plate to Housing	5	16	224620	SWITCH	1
3	227404	COVER, Shift Housing	1	17	867753	PIN, Shift Link to Selector Valve Spool	1
4	227403	GASKET, Shift Housing Cover	1	18	220983	VALVE STOP	1
5	621739	WASHER, Clevis Pin	1	19	25K-30018	"O" RING, Valve Stop	1
6	227393	PLATE, Speed Selector	1	20	227400	SPOOL ASSY, Speed Selector	1
7	654385	BEARING, Shift Housing	1	21	660178	ROLL PIN, Valve Stop	1
8	227389	HOUSING ASSY, Shift Control (Inc. 7, 9)	1	22	227398	BODY, Speed Selector Valve	1
9	654385	BEARING, Shift Housing	1	23	1C-514	BOLT, Selector Valve Mounting	2
10	225075	SEAL, Selector Shaft Oil	1	24	4E-05	LKWSHR, Selector Valve Mounting	2
11	112273	WASHER, Oil Seal Retaining	1	25	25K-30030	"O" RING, Selector Valve to Shift Control Housing	1
12	710886	RING, Washer Retaining	1	26	227397	SHIM (.007)	1
13	228502	PLUNGER, Shift Range Guide	1	27	227395	PIN, Shift Link Clevis	1
14	227402	SPRING, Shift Range Guide	1	28	227396	LINK, Shift	1
15	222598	‡SHIM (.029-.036)	—	29	1F-208	COTTER, Clevis Pin	1

‡As Required

WHEN ORDERING PARTS, ALWAYS STATE MODEL AND SERIAL NO. OF MACHINE

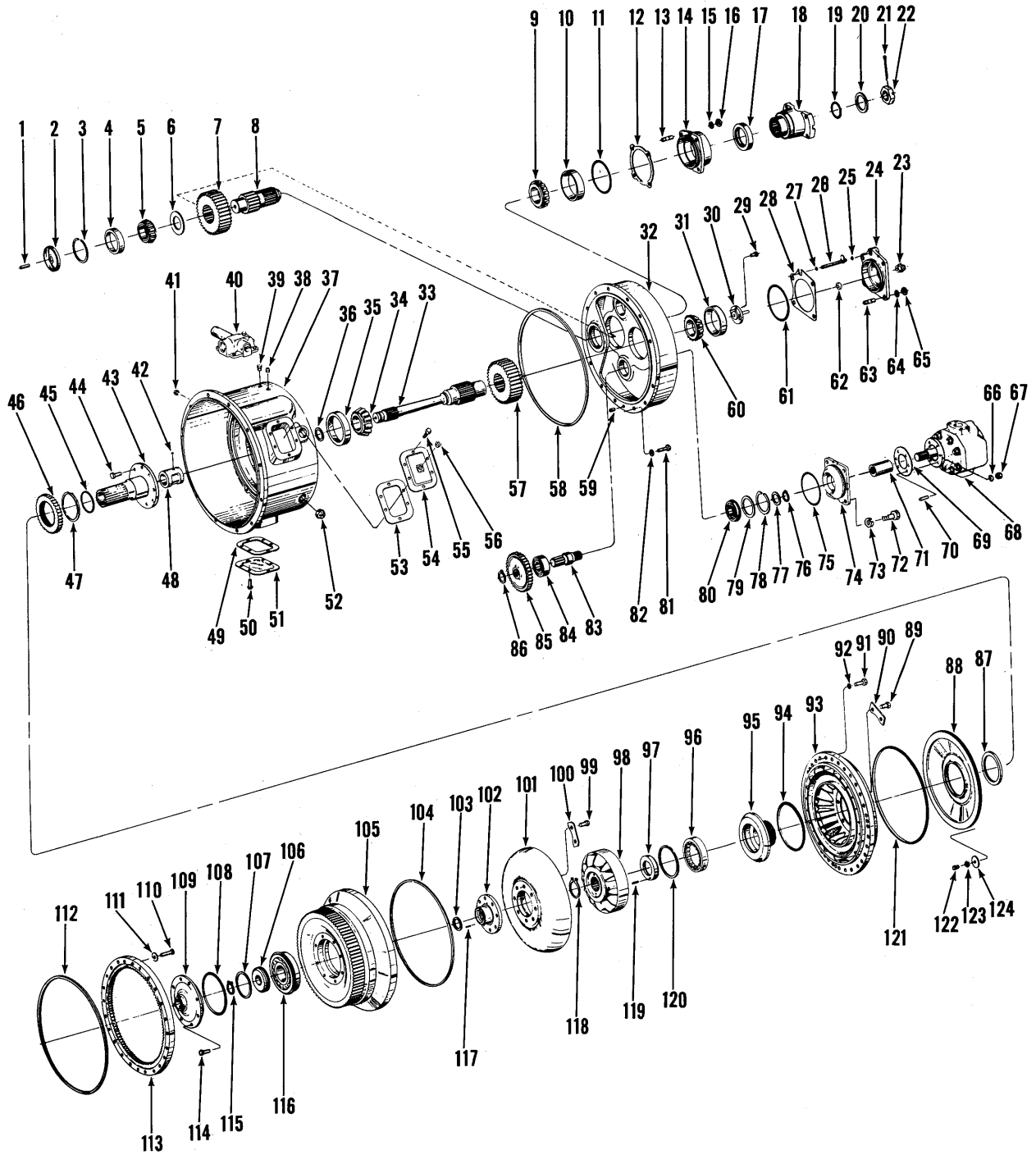


TS-7670-P

TRANSMISSION SHIFT CONTROL HYDRAULIC SYSTEM

Item No.	Part No.	Description	No. Req'd.	Item No.	Part No.	Description	No. Req'd.
1	—	HYDRAULIC SHIFT CONTROL VALVE — See Index	—	17	1302068	CONNECTOR	1
2	570577	HOSE, Control to Transmission First Clutch	1	18	91F-6	"O" RING	1
3	570577	HOSE, Control to Transmission Third Clutch	1	19	567884	ACCUMULATOR	1
4	570577	HOSE, Control to Transmission Second Clutch	1	20	18C-432	BOLT, Junction Block Attaching	2
5	31F-1	ADAPTER UNION	1	21	31F-1	ADAPTER UNION	1
6	31F-1	ADAPTER UNION	1	22	17C-614	BOLT, Plate to Clutch Cover	2
7	5K-106	NIPPLE Pipe	1	23	33F-1	ADAPTER UNION	1
8	19F-1	BUSHING, Reducing	1	24	31F-1	ADAPTER UNION	1
9	40K-04	PIPE PLUG	1	25	—	TRANSMISSION — See Index	—
10	28F-1	TEE, Pipe	1	26	30F-3	TEE, Service	1
11	6K-04	CHECK VALVE	1	27	31F-4	ADAPTER UNION	1
12	611797	HOSE, Supply to Accumulator	1	28	570576	HOSE, Control to Transmission Range Clutch	1
13	18D-04	NUT, Junction Block Attaching	2	29	560829	HOSE, Valve Drain	1
14	567886	PLATE, Junction Block Mounting	1	30	570576	HOSE, Junction Block to Control Valve	1
15	31F-2	ADAPTER UNION	1	31	33F-1	ADAPTER UNION	1
16	567885	BLOCK, Junction	1	32	31F-1	ADAPTER UNION	1
				33	31F-1	ADAPTER UNION	1

WHEN ORDERING PARTS, ALWAYS STATE MODEL AND SERIAL NO. OF MACHINE



TORQUE CONVERTER ASSEMBLY

TS-4987-P

TORQUE CONVERTER ASSEMBLY

Item No.	Part No.	Description	No. Req'd.	Item No.	Part No.	Description	No. Req'd.
A	282354	CONVERTER ASSY, Torque (C-8402 -4) (Inc. 1 thru 109, 113 thru 124)	1	33	218731	SHAFT, Turbine	1
1	222031	TUBE, Oil	1	34	226027	CONE, Bearing	1
2	222027	BAFFLE, Oil	1	35	226026	CUP, Bearing	1
3	223900	RING, Front Bearing Retaining	1	36	223570	RING, Piston	1
4	675543	CUP, Front Bearing	1	37	227065	HOUSING, Converter	1
5	731283	CONE, Front Bearing	1	38	40K-02	PLUG, Pipe	1
6	218738	SPACER, Front Bearing	1	39	40K-04	PLUG, Pipe	1
7	219418	GEAR, Output Shaft (41T)	1	40	—	VALVE, Pressure Regulating — See Index	—
8	218733	SHAFT, Output	1	41	40K-04	PLUG, Pipe	1
9	710791	CONE, Rear Bearing	1	42	10J-08	BALL, Oil Distributor Sleeve Lock	1
10	710790	CUP, Rear Bearing	1	43	218723	SUPPORT, Converter (Inc. 42, 48)	1
11	25K-40420	"O" RING, Bearing Cap	1	44	8C-820	BOLT, Sleeve to Housing	8
12	218742	‡ SHIM, Bearing Cap (.004)	—	45	209673	RING, Piston	1
12A	218743	‡ SHIM, Bearing Cap (.007)	—	46	222035	GEAR, Oil Pump Drive (37T)	1
12B	218744	‡ SHIM, Bearing Cap (.010)	—	47	224009	RING, Gear Retaining	1
13	204347	STUD, Bearing Cap	4	48	218725	SLEEVE, Oil Distributor	1
14	218735	CAP, Bearing	1	49	201400	GASKET, Housing Inspection Cover	2
15	4E-08	LKWSHR, Bearing Cap Stud	4	50	208261	BOLT & LKWSHR, Inspection Cover to Housing	12
16	8D-08	NUT, Bearing Cap Stud	4	51	201398	COVER, Housing Inspection	2
17	225763	SEAL, Oil	1	52	13F-20	PLUG, Drain	2
18	217475	FLANGE ASSY, Output	1	53	201400	GASKET, Breather Plate	1
19	25K-60204	"O" RING, Flange	1	54	226856	COVER, Housing Inspection	1
20	222181	WASHER, Flange	1	55	208261	BOLT & LKWSHR, Breather Plate to Housing	6
21	1F-632	COTTER, Flange Nut	1	56	16F-06	PLUG, Pipe	1
22	201262	NUT, Flange	1	57	219417	GEAR, Turbine Shaft (31T)	1
23	202459	NUT, Governor Drive Adapter	1	58	218779	"O" RING, Cover to Housing	1
24	218752	CAP, Bearing	1	59	214295	PIN, Cover to Housing Locating Dowel	1
25	25K-30012	"O" RING, Lube Tube	1	60	710791	CONE, Bearing	1
26	218737	TUBE, Lube	1	61	25K-40424	"O" RING, Bearing Cap	1
27	25K-30012	"O" RING, Lube Tube	1	62	226056	SEAL, Bearing Cap Oil	1
28	218739	‡ SHIM, Bearing Cap (.004)	—	63	204347	STUD, Bearing Cap	4
28A	218740	‡ SHIM, Bearing Cap (.007)	—	64	4E-08	LKWSHR, Bearing Cap Stud	4
28B	218741	‡ SHIM, Bearing Cap (.010)	—	65	8D-08	NUT, Bearing Cap Stud	4
29	4C-612	BOLT, Sleeve to Shaft	3	66	4E-06	LKWSHR, Charging Pump Stud	3
30	218862	ADAPTER, Governor Drive	1	67	8D-06	NUT, Charging Pump Stud	3
31	710790	CUP, Bearing	1				
32	227064	COVER, Rear Housing	1				

‡As Required
†Not Illustrated

WHEN ORDERING PARTS, ALWAYS STATE MODEL AND SERIAL NO. OF MACHINE

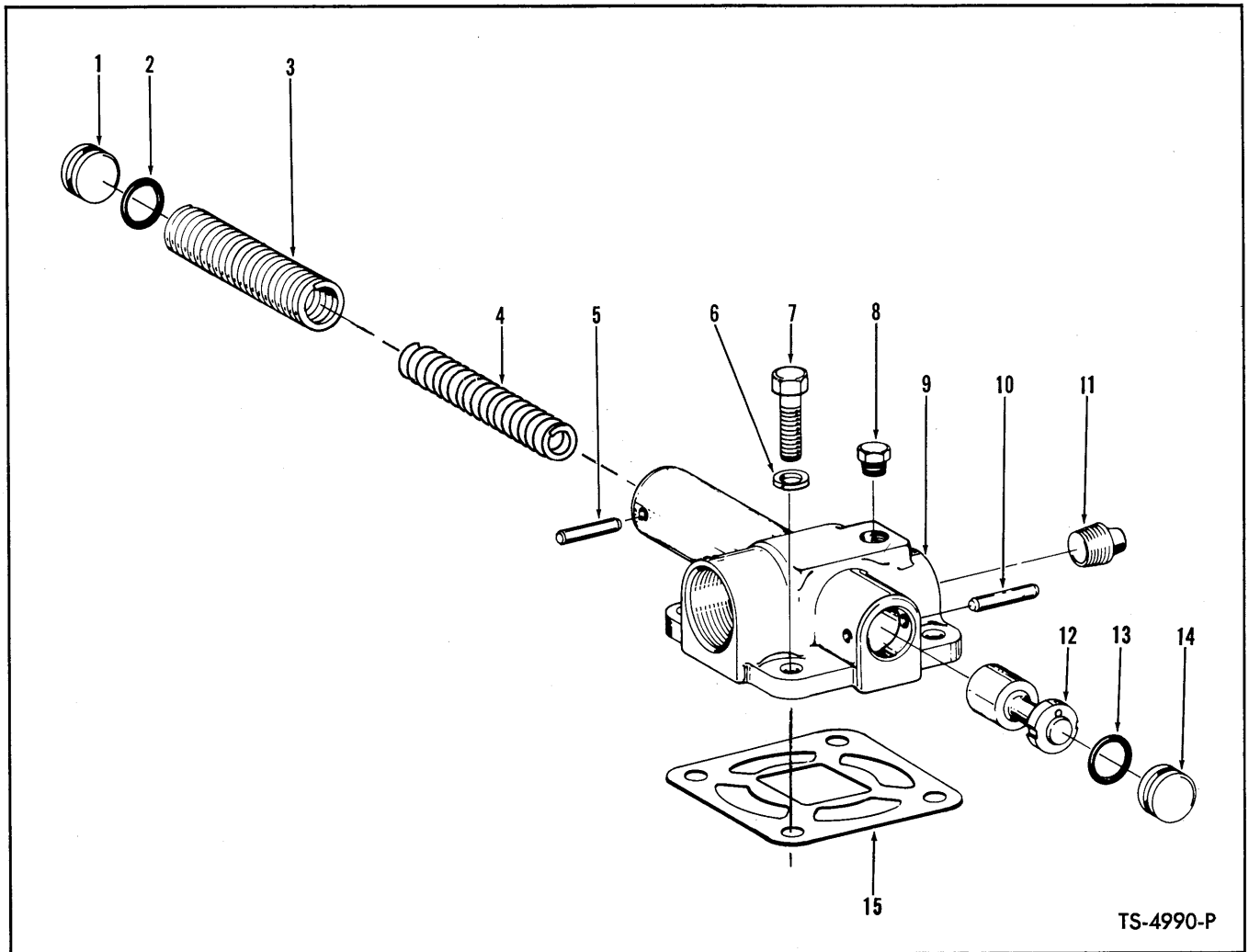
TORQUE CONVERTER ASSEMBLY (Continued)

Item No.	Part No.	Description	No. Req'd.	Item No.	Part No.	Description	No. Req'd.
68	-----	*PUMP, Converter Charging	—	101	222268	TURBINE	1
68A	450235	For Serial 5TGH101 thru 5TGH112	1	102	218753	HUB, Turbine	1
68B	229000	For Serial 5TGH113 & thereafter	1	103	223866	RING, Hub Retaining	1
69	551906	GASKET, Charging Pump	1	104	218778	"O" RING, Impeller to Cover	1
70	207647	STUD, Charging Pump Mounting	3	105	218870	COVER, Impeller	1
71	221992	SLEEVE, Charging Pump	1	106	218855	RETAINER, Bearing	1
72	1C-820	BOLT, Pump Adapter	4	107	211323	RING, Piston	1
73	4E-08	LKWSHR, Pump Adapter	4	108	60K-40608	"O" RING, Impeller Cover Cap	1
74	227034	ADAPTER, Pump	1	109	218717	CAP, Impeller Cover	1
75	25K-40416	"O" RING, Adapter	1	110	228985	STUD, Ring Gear	12
76	224039	RING, Inner Washer Retaining	3	110A	18D-06	†NUT, Ring Gear	12
77	100838	WASHER, Rear Bearing — Inner	3	111	228986	WASHER, Ring Gear	12
78	223961	RING, Bearing Washer Retaining	3	111A	228987	†WASHER, Belleville — Cupped	24
79	222038	WASHER, Rear Bearing — Outer	3	112	219234	"O" RING, Converter to Flywheel Hsg.	1
80	226025	BEARING, Pump Shaft Rear	3	113	215265	GEAR, Flywheel Ring	1
81	1C-722	BOLT, Cover to Housing	12	114	8C-716	BOLT, Impeller Cover Cap	8
82	4E-07	LKWSHR, Cover to Housing	12	115	663834	RING, Bearing Retainer Retaining	1
83	216095	SHAFT, Pump Drive	3	116	225781	BEARING, Front	1
84	225385	BEARING, Pump Shaft Front	3	117	221478	PIN, Turbine Hub Retaining Dowel	2
85	222037	GEAR, Pump Driven (35T)	3	118	711161	RING, Reaction Member Retaining	1
86	224036	RING, Driven Gear Retaining	3	119	302602	PIN, Reaction Member Spacer Roll	1
87	214941	SEAL, Oil Baffle Oil	1	120	223988	RING, Impeller Hub Bearing Retaining ..	1
88	218721	BAFFLE, Oil	1	121	218777	"O" RING, Oil Baffle	1
89	222221	BOLT, Impeller to Hub	8	122	1C-612	BOLT, Oil Baffle	3
90	222019	LOCKPLATE, Impeller to Hub	4	123	5E-06	LKWSHR, Oil Baffle	3
91	1C-622	BOLT, Impeller to Cover	30	124	616786	WASHER, Oil Baffle	3
92	4E-06	LKWSHR, Impeller to Cover	30	125	211433	†AIR BREATHER	1
93	222271	IMPELLER	1	126	227265	†CHECK VALVE, Air Breather	1
94	60K-40700	"O" RING, Impeller Hub	1	127	356626	†BUSHING, Check Valve Reducing	1
95	222269	HUB, Impeller	1	128	541221	†BUSHING, Flywheel Pilot	1
96	225778	BEARING, Impeller Hub	1	129	17C-724	†BOLT, Converter Housing to Flywheel ..	12
97	218782	SPACER, Reaction Member	1	130	4E-07	†LKWSHR, Conv. Housing to Flywheel ..	12
98	218860	MEMBER, Reaction	1				
99	222223	BOLT, Turbine to Hub	8				
100	222008	LOCKPLATE, Turbine to Hub	4				

*NOTE: When Converter Charging Pump replacement is required, only a new factory built and tested pump should be used. Proper operation of converter and transmission is dependent on an efficient charging pump. Damage possible by use of a field rebuilt pump can result in repair cost exceeding cost of a new pump alone.

†Not Illustrated

WHEN ORDERING PARTS, ALWAYS STATE MODEL AND SERIAL NO. OF MACHINE

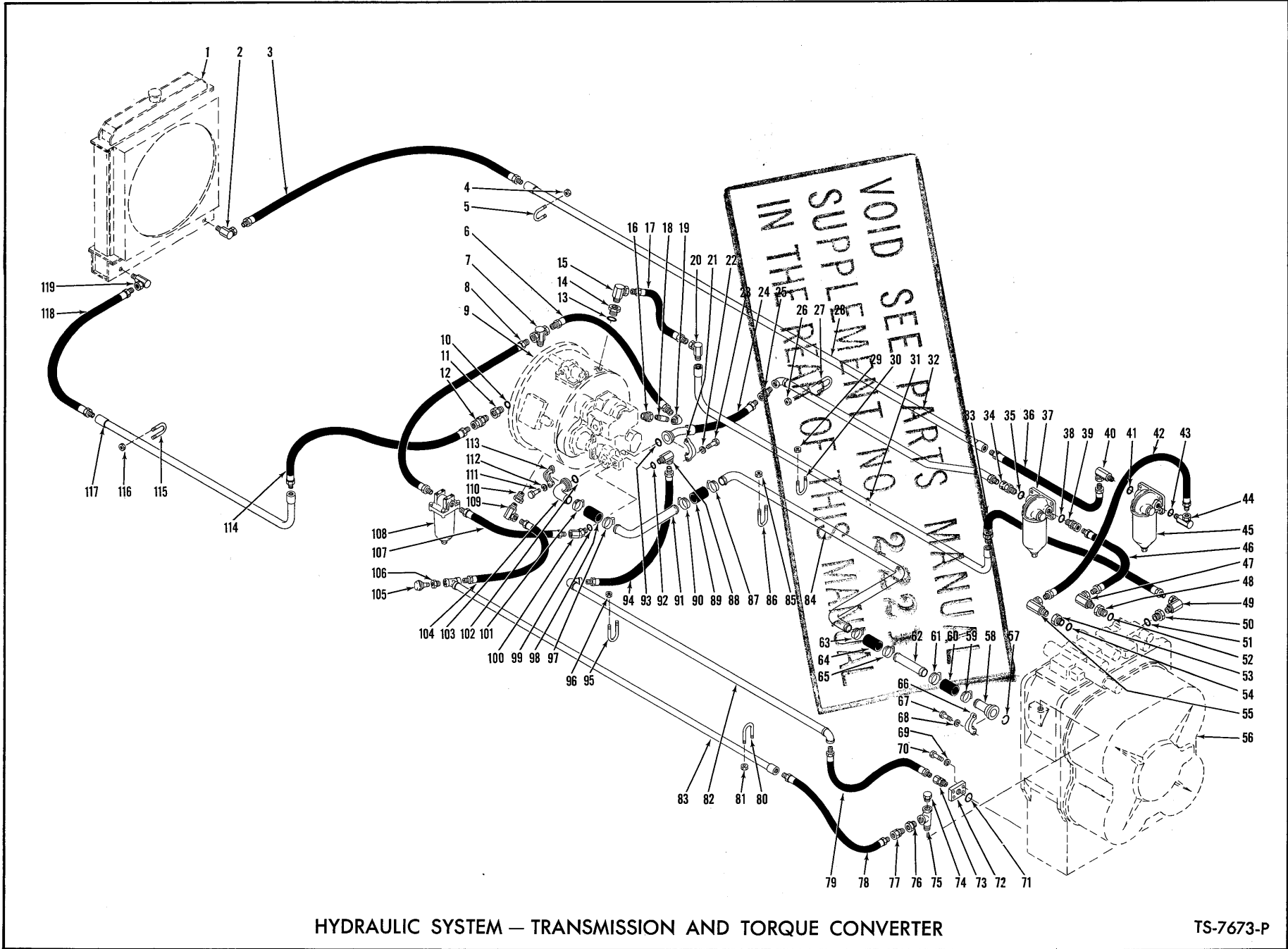


TS-4990-P

DOWNSTREAM PRESSURE REGULATING VALVE ASSEMBLY

Item No.	Part No.	Description	No. Req'd.
A	228499	VALVE ASSY (Inc. 1 thru 5, 8 thru 14)	1
1	222041	STOP, Piston	1
2	25K-40024	"O" RING, Piston Stop	1
3	214668	SPRING, Pressure — Outer	1
4	227292	SPRING, Regulator — Inner	1
5	633157	PIN, Piston Stop Roll	1
6	4E-07	LKWSHR, Valve to Converter Housing	4
7	1C-722	BOLT, Valve to Converter Housing	4
8	40K-04	PLUG, Pressure Tap Pipe	1
9	227076	BODY, Pressure Regulating Valve	1
10	633157	PIN, Piston Stop Roll	1
11	13F-08	PLUG, Pipe	1
12	228500	PISTON, Regulating Valve	1
13	25K-40024	"O" RING, Piston Stop	1
14	222041	STOP, Piston	1
15	227087	GASKET, Valve to Converter Housing	1

WHEN ORDERING PARTS, ALWAYS STATE MODEL AND SERIAL NO. OF MACHINE



HYDRAULIC SYSTEM — TRANSMISSION AND TORQUE CONVERTER

TS-7673-P

HYDRAULIC SYSTEM — TRANSMISSION AND TORQUE CONVERTER

Item No.	Part No.	Description	No. Req'd.	Item No.	Part No.	Description	No. Req'd.
1	—	RADIATOR — See Index	—	37	228190	FILTER ASSY (Inc. 37A)	1
2	31F-5	ADAPTER UNION	1	37A	215502	†CARTRIDGE KIT, Oil Filter	1
3	546803	HOSE, Tube to Oil Cooler	1	37B	18C-628	†BOLT, Filter Mtg.	4
4	18D-04	NUT, Tube to Frame	6	37C	551835	†WASHER, Filter Mtg.	4
5	547563	"U" BOLT, Tube to Frame	3	37D	18D-06	†NUT, Filter Mtg.	4
6	546803	HOSE, Flywheel Housing to Torque Converter	1	38	91F-8	"O" RING, Filter to Adapter	1
7	570529	ADAPTER TEE	—	39	545204	ADAPTER UNION (Inc. 38)	1
8	547007	HOSE, Flywheel Housing to Filter	—	40	594676	ADAPTER UNION (Inc. 41)	1
9	—	TORQUE CONVERTER — See Index	—	41	91F-8	"O" RING, Adapter to Filter	1
10	91F-11	"O" RING, Adapter to Torque Converter	1	42	546803	HOSE, Filter to Transmission	1
11	588399	ADAPTER (Inc. 10)	1	43	91F-8	"O" RING, Adapter to Filter	1
12	661428	ADAPTER UNION	1	44	526676	ADAPTER UNION (Inc. 43)	1
13	91F-11	"O" RING, Adapter to Torque Converter	1	45	228190	FILTER ASSY (Inc. 45A)	1
14	588399	ADAPTER (Inc. 13)	1	45A	215502	†CARTRIDGE KIT, Oil Filter	1
15	633332	ADAPTER UNION	1	45B	18C-628	†BOLT, Filter Mtg.	4
16	356627	BUSHING, Reducing	1	45C	551835	†WASHER, Filter Mtg.	4
17	546803	HOSE, Pipe to Torque Converter	1	45D	18D-06	†NUT, Filter Mtg.	4
18	5K-611	NIPPLE	1	46	546829	HOSE, Filter to Transmission	1
19	26K-212	ELBOW, Nipple to Hose	1	47	31F-5	ADAPTER UNION	1
20	31F-5	ADAPTER UNION	1	48	522969	ADAPTER (Inc. 52)	1
21	663094	FLANGE HALF, Hose to Pump	2	49	31F-5	ADAPTER UNION	1
22	4E-07	LKWSHR, Flange Half to Pump	4	50	522969	ADAPTER (Inc. 51)	1
23	17C-724	BOLT, Flange Half to Pump	4	51	91F-10	"O" RING, Adapter to Transmission	1
24	570534	HOSE, Pump to Filter	1	52	91F-10	"O" RING, Adapter to Transmission	1
25	36F-5	ADAPTER UNION	1	53	522969	ADAPTER (Inc. 54)	1
26	18D-04	NUT, Tube to Frame	2	54	91F-10	"O" RING, Adapter to Transmission	1
27	547563	"U" BOLT, Tube to Frame	1	55	31F-5	ADAPTER UNION	1
28	570096	TUBE, Filter to Cooler	1	56	—	TRANSMISSION ASSY — See Index	—
29	18D-04	NUT, Tube to Frame	4	57	25K-40128	"O" RING, Stem to Transmission	1
30	547563	"U" BOLT, Tube to Frame	2	58	559192	STEM	1
31	570540	TUBE, Torque Converter to Transmission	1	59	540129	CLAMP, Hose to Stem	1
32	570092	TUBE, Pump to Filter	1	60	585884	HOSE, Tube to Stem	1
33	547007	HOSE, Transmission to Tube	1	61	540129	CLAMP, Tube to Hose	1
34	545204	ADAPTER UNION (Inc. 35)	1	62	570095	TUBE, Stem to Suction Tube	1
35	91F-8	"O" RING, Adapter to Filter	1	63	540129	CLAMP, Hose to Tube	1
36	546803	HOSE, Filter to Pipe	1	64	585884	HOSE, Tube to Suction Tube	1
				65	540129	CLAMP, Hose to Tube	1
				66	663095	FLANGE HALF, Stem to Transmission	2

VOID SEE PARTS MANUAL SUPPLEMENT NO. 2221 IN THE REAR OF THIS MANUAL

†Not Illustrated

WHEN ORDERING PARTS, ALWAYS STATE MODEL AND SERIAL NO. OF MACHINE

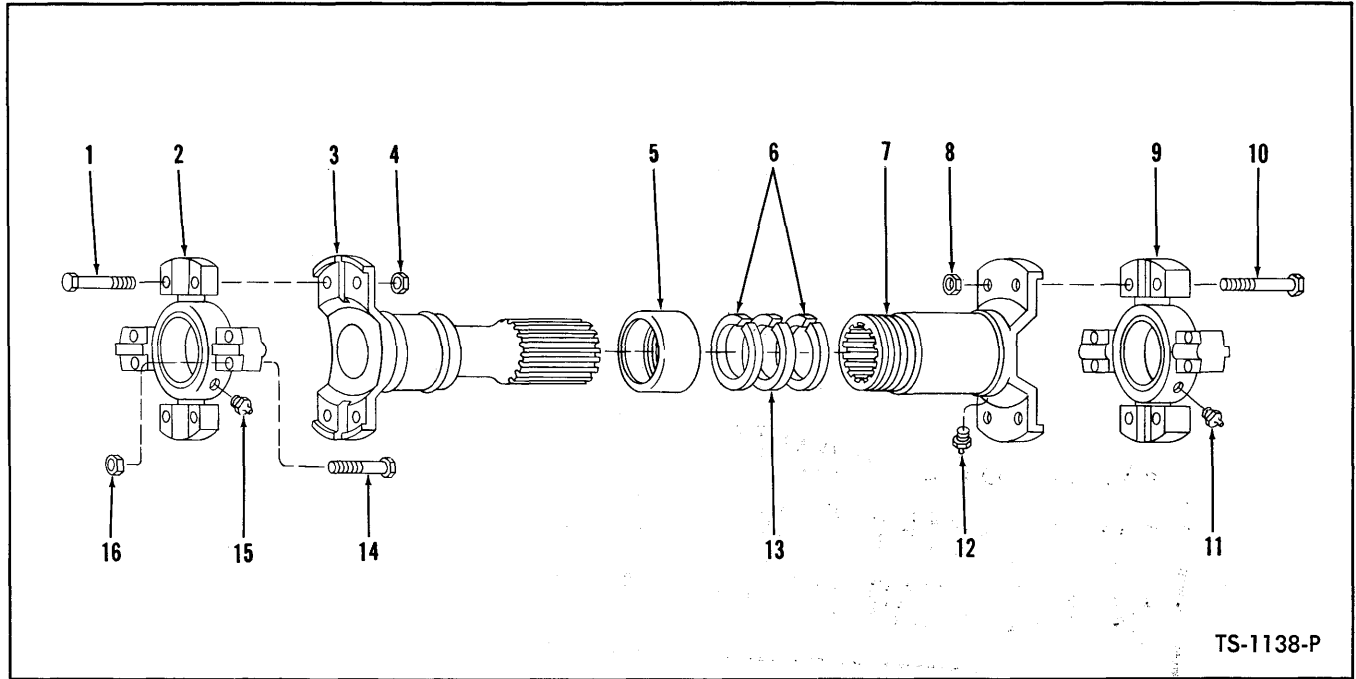
HYDRAULIC SYSTEM — TRANSMISSION AND TORQUE CONVERTER (Continued)

Item No.	Part No.	Description	No. Req'd.	Item No.	Part No.	Description	No. Req'd.
67	17C-824	BOLT, Flange Half to Transmission	4	97	540129	CLAMP, Hose to Tube	1
68	4E-08	LKWSHR, Flange Half to Transmission	4	98	585884	HOSE, Stem to Tube	1
69	4E-08	LKWSHR, Adapter to Transmission	4	99	91F-8	"O" RING	1
70	17C-824	BOLT, Adapter to Transmission	4	100	583210	ADAPTER UNION (Inc. 99)	1
71	25K-40128	"O" RING, Adapter to Transmission ..	1	101	540129	CLAMP, Stem to Hose	1
72	520512	ADAPTER, Hose to Transmission	1	102	25K-40128	"O" RING, Stem to Pump	1
73	36F-4	ADAPTER UNION	1	103		STEM, Tube to Pump	
74	40K-12	PLUG, Pipe	1	103A	566092	For Serial 5TGH101 thru 5TGH112	1
75	17F-5	TEE	1	103B	1526851	For Serial 5TGH113 & thereafter	1
76	356617	BUSHING, Reducing	1	104	529410	HOSE, Tube to Torque Converter	1
77	36F-4	ADAPTER UNION	1	105	211433	BREATHER	1
78	570531	HOSE, Tube to Transmission	1	106	19F-6	BUSHING, Reducing	1
79	570531	HOSE, Transmission Drain	1	107	546803	HOSE, Filter to Pump	1
80	570537	"U" BOLT, Tube to Frame	2	108	568728	FILTER ASSY (Inc. 108A, 108B, 108C)	1
81	18D-04	NUT, Tube to Frame	4	108A	946436	†CARTRIDGE KIT, Filter	1
82	570542	TUBE, Transmission Drain	1	108B	946449	†"O" RING, Bowl to Head	1
83	570538	TUBE, Torque Converter to Transmission	1	108C	946448	†SPRING, Element	1
84	570101	TUBE, Suction	1	108D	17C-616	†BOLT, Filter Mtg.	4
85	18D-04	NUT, Tube to Frame	4	108E	4E-06	†LKWSHR, Filter Mtg.	4
86	594355	"U" BOLT, Tube to Frame	2	109	31F-4	ADAPTER UNION	1
87	540129	CLAMP, Hose to Suction Tube	1	110	356628	BUSHING, Reducing	1
88	517089	ADAPTER UNION (Inc. 92)	1	111	17C-824	BOLT, Flange Half to Pump	4
89	585884	HOSE, Tube to Suction Tube	1	112	4E-08	LKWSHR, Flange Half to Pump	4
90	540129	CLAMP, Hose to Tube	1	113	663095	FLANGE HALF, Stem to Pump	2
91	570100	TUBE, Stem to Suction Tube	1	114	547007	HOSE, Torque Converter to Tube	1
92	91F-6	"O" RING, Adapter to Pump	1	115	547563	"U" BOLT, Tube to Frame	2
93	25K-40116	"O" RING, Hose to Pump	1	116	18D-04	NUT, Tube to Frame	4
94	570531	HOSE, Pump to Tube	1	117	570098	TUBE, Torque Converter to Oil Cooler	1
95	570537	"U" BOLT, Tube to Frame	2	118	546803	HOSE, Tube to Oil Cooler	1
96	18D-04	NUT, Tube to Frame	4	119	31F-5	ADAPTER UNION	1

VOID SEE PARTS SUPPLEMENT NO. 2221 IN THE REAR OF THIS MANUAL

†Not Illustrated

WHEN ORDERING PARTS, ALWAYS STATE MODEL AND SERIAL NO. OF MACHINE



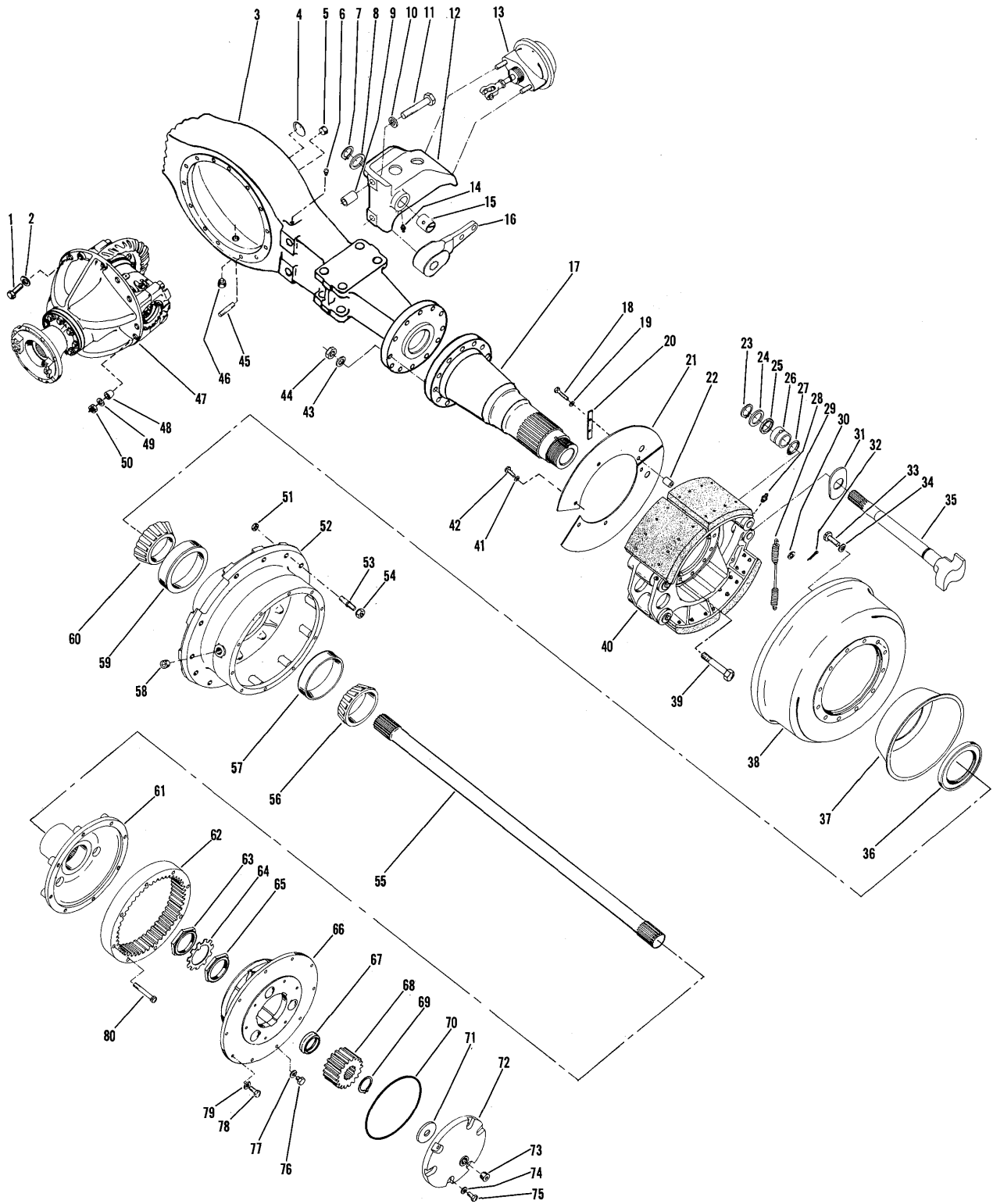
TS-1138-P

PROPELLER SHAFTS

Item No.	Transmission to Axle	Converter to Transmission	Description	No. Req'd.
A	570354	570352	PROPELLER SHAFT ASSY (Inc. 1 thru 16)	1
1	943430	940229	BOLT, Spider & Bearing to Tube	4
2	946189	942735	SPIDER & BEARING (Inc. 2A)	1
2A	943420	941509	†SEAL, Spider & Bearing Grease	4
3	946188	946187	TUBE	1
4	8D-08	8D-08	NUT, Spider & Bearing to Tube	4
5	940256	940250	RETAINER, Felt	1
6	940257	940251	WASHER, Felt Retainer	2
7	945762	942734	SLIP YOKE	1
8	8D-08	8D-08	NUT, Spider & Bearing to Slip Yoke	4
9	946189	942735	SPIDER & BEARING ASSY (Inc. 9A)	1
9A	943420	941509	†SEAL, Spider & Bearing Grease	4
10	943430	940229	BOLT, Spider & Bearing to Slip Yoke	4
11	37H-25	944688	FITTING, Spider & Bearing Grease	1
12	10H-25	10H-25	FITTING, Slip Yoke Grease	1
13	940259	942749	WASHER, Felt	1
14	944687	940229	BOLT, Spider & Bearing Attaching	8
15	37H-25	944688	FITTING, Spider & Bearing Grease	1
16	8D-08	8D-08	NUT, Spider & Bearing Attaching	8

†Not Illustrated

WHEN ORDERING PARTS, ALWAYS STATE MODEL AND SERIAL NO. OF MACHINE



AXLE ASSEMBLY — FRONT DRIVE

TS-7781-P

AXLE ASSEMBLY — FRONT DRIVE

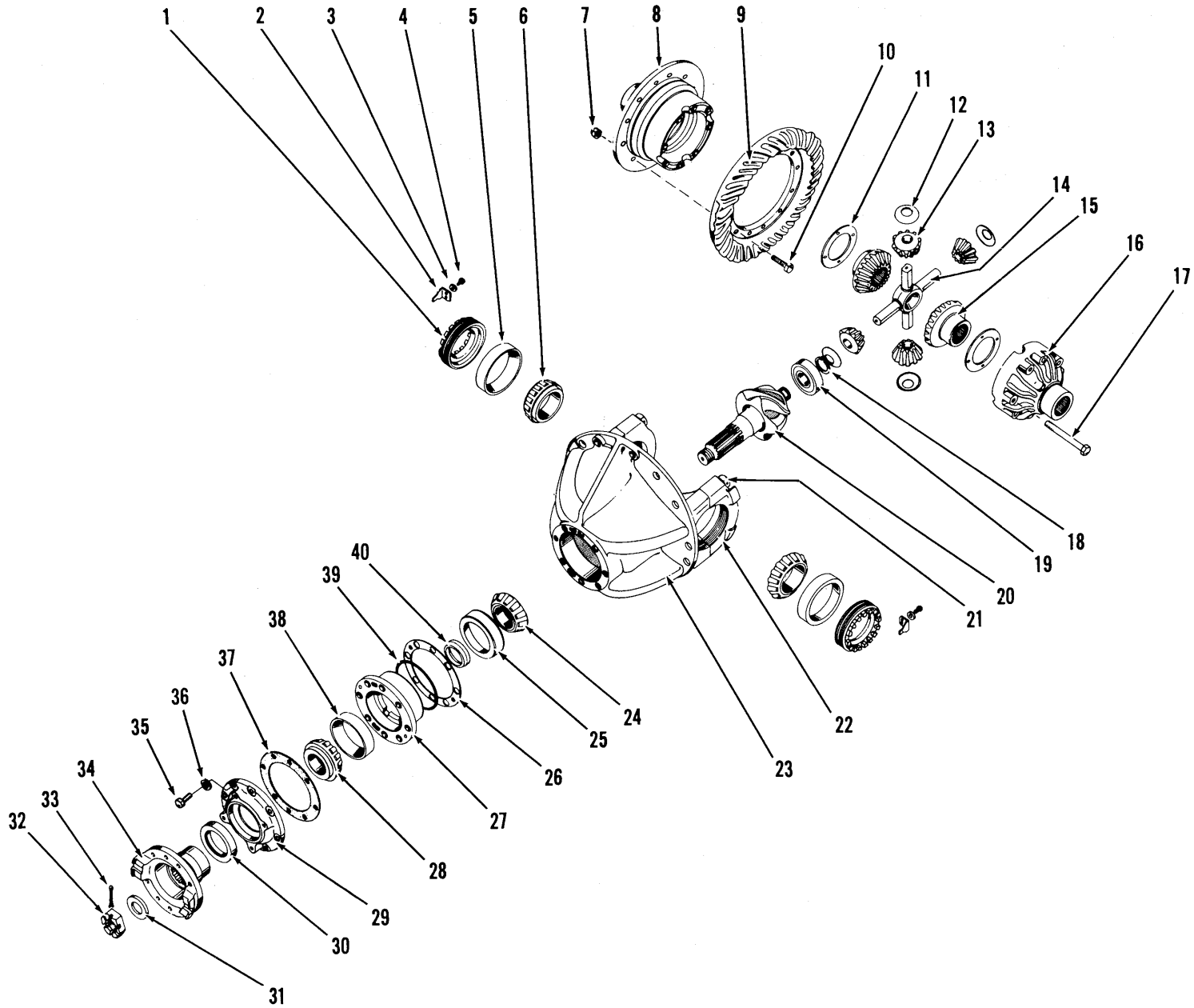
Item No.	Part No.	Description	No. Req'd.	Item No.	Part No.	Description	No. Req'd.
A	131569	AXLE ASSY (Inc. 1 thru 17, 23 thru 40, 43 thru 65, 67 thru 80)	1	38	110348	DRUM, Brake	2
1	17C-1028	BOLT, Carrier to Housing	10	39	118349	BOLT, Brake & Spindle Attaching	20
2	104412	WASHER, Carrier to Housing	10	40	-----	BRAKE ASSY — See Index	—
3	110554	HOUSING, Axle	1	41	4E-06	**LKWSHR, Dust Cover Attaching	4
4	12F-204	PLUG, Housing	1	42	1C-632	**BOLT, Dust Cover Attaching	4
5	11F-12	PLUG, Housing Filler	1	43	104412	WASHER, Brake & Spindle Attaching	20
6	103452	BREATHER, Axle	1	44	106998	NUT, Brake & Spindle Attaching	20
7	224032	RING, Cam Shaft Retaining	2	45	117336	STUD, Carrier to Housing	4
8	107736	WASHER, Cam Shaft	2	46	119469	PLUG, Housing Drain	1
9	110941	SPACER, Bracket to Housing	4	47	-----	DIFFERENTIAL & CARRIER ASSY — See Index	—
10	4E-10	LKWSHR, Bracket to Housing	4	47A	110607	†GASKET, Carrier to Housing	1
11	1C-1056	BOLT, Bracket to Housing	4	48	119141	DOWEL, Carrier to Stud	4
12	104203	BRACKET, Air Chamber Mounting — L.H. (Inc. 15)	1	49	104412	WASHER, Carrier to Housing	4
12A	104204	†BRACKET, Air Chamber Mounting — R.H. (Inc. 15)	1	50	64D-10	NUT, Carrier to Housing	4
13	109263	* AIR CHAMBER — B.W. #229380 (Inc. 13A)	2	51	103522	NUT, Stud to Hub	20
13A	882444	†DIAPHRAGM, Air Chamber — B.W. #234101	2	52	118383	HUB & CUP ASSY (Inc. 57, 59)	2
14	10H-25	FITTING, Air Chamber Bracket Grease	2	53	103445	STUD, Wheel	20
15	102189	BUSHING, Air Chamber Bracket	2	54	103076	NUT, Wheel Stud	20
16	104214	* ADJUSTER, Slack — B.W. #278312	2	55	119976	AXLE SHAFT	2
17	111710	SPINDLE END	2	56	742263	CONE, Outer Hub Bearing	2
18	1C-636	**BOLT, Dust Cover Attaching	4	57	742262	CUP, Outer Hub Bearing	2
19	4E-06	**LKWSHR, Dust Cover Attaching	4	58	119469	PLUG, Planet Filler	2
20	112695	**PLATE, Dust Cover Reinforcing	2	59	774024	CUP, Inner Hub Bearing	2
21	118041	**COVER, Brake Dust	4	60	774025	CONE, Inner Hub Bearing	2
22	655673	**SPACER, Dust Cover Attaching	8	61	110553	HUB, Internal Gear	2
23	660516	RING, Bushing Retaining	2	62	110622	GEAR, Internal	2
24	107010	WASHER, Cam Shaft Retainer	2	63	110559	NUT, Spindle	2
25	11E-135	RETAINER, Cam Shaft Grease	2	64	110560	LOCK, Spindle Nut	2
26	107739	BUSHING, Cam Shaft	2	65	110559	NUT, Spindle	2
27	25K-60124	"O" RING, Cam Shaft	2	66	-----	PLANET SPIDER ASSY — See Index	2
28	12H-15	FITTING, Brake Spider Grease	2	67	-----	OMIT, Not Used on this Application	—
29	119650	SPRING, Brake Shoe Return	2	68	110556	GEAR, Sun	2
30	619027	WASHER, Spring Retaining	4	69	224066	RING, Sun Gear Retaining	2
31	107735	WASHER, Cam Shaft Thrust	2	70	113292	"O" RING, Thrust Cap	2
32	1F-412	COTTER, Spring Retaining	4	71	106457	WASHER, Sun Gear Thrust	2
33	118358	BOLT, Brake Drum to Hub	24	72	815565	CAP KIT, Sun Gear Thrust (Inc. 70, 73, 74)	2
34	104412	WASHER, Brake Drum to Hub	24	73	11F-12	PLUG, Thrust Cap	2
35	114212	CAMSHAFT — L.H.	1	74	112278	WASHER, Thrust Cap to Planet Spider	12
35A	114211	†CAMSHAFT — R.H.	1	75	1C-720	BOLT, Thrust Cap to Planet Spider	12
36	112412	SEAL, Hub Oil	2	76	1C-908	BOLT, Planet Puller Hole	6
37	117445	CATCHER, Oil	2	77	3E-09	LKWSHR, Planet Puller Hole	6
				78	117225	BOLT, Planet Spider to Hub	40
				79	106547	WASHER, Planet Spider to Hub	40
				80	110624	BOLT, Internal Gear to Hub	16

†Not Illustrated

*NOTE: Your Bendix-Westinghouse Distributor is equipped to service and supply these parts.

**NOTE: Optional Equipment — not furnished with machine.

WHEN ORDERING PARTS, ALWAYS STATE MODEL AND SERIAL NO. OF MACHINE



DIFFERENTIAL AND CARRIER ASSEMBLY — FRONT DRIVE

TS-4270-P

DIFFERENTIAL AND CARRIER ASSEMBLY — FRONT DRIVE

Item No.	Part No.	Description	No. Req'd.
A	815817	*DIFF. & CARRIER ASSY KIT (Inc. 1 thru 40)	1
1	110539	NUT, Differential Adjusting	2
2	100941	LOCK, Adjusting Nut	2
3	4E-06	LKWSHR, Adjusting Nut Lock	2
4	3C-614	BOLT, Adjusting Nut Lock	2
5	675255	CUP, Differential Bearing	2
6	742261	CONE, Differential Bearing	2
7	110523	NUT, Ring Gear Mounting	12
8	-----	§DIFF. CASE, Flange Half — See Item 44	—
9	-----	§RING GEAR — See Item 43	—
10	110522	BOLT, Ring Gear Mounting	12
11	119139	WASHER, Side Gear Thrust	2
12	119138	WASHER, Pinion Thrust	4
13	815747	KIT, Differential Pinion	1
14	110529	SPIDER, Differential	1
15	110528	GEAR, Differential Side	2
16	-----	§DIFF. CASE, Plain Half — See Item 44	—
17	110532	BOLT, Differential Case	8
18	224083	RING, Pinion Bearing Retaining	1
19	774199	BEARING, Inner Pinion	1
20	-----	§PINION — See Item 43	—
21	110536	BOLT, Differential Carrier Cap	4
21A	111658	†WASHER, Differential Carrier Cap	4
22	-----	§CAP, Differential Carrier — See Item 23	—
23	815780	*CARRIER ASSY KIT (Inc. 21, 21A, 22)	1
24	710034	CONE, Center Pinion Bearing	1
25	710035	CUP, Center Pinion Bearing	1
26	110543	‡SHIM, Pinion Bearing Cage (.004)	—
26A	110544	‡SHIM, Pinion Bearing Cage (.007)	—
26B	110545	‡SHIM, Pinion Bearing Cage (.010)	—
27	111691	CAGE ASSY, Pinion Bearing (Inc. 25, 38)	1
28	774197	CONE, Outer Pinion Bearing	1
29	111695	RETAINER, Pinion Oil Seal	1
30	111750	SEAL, Pinion Oil	1
31	107978	WASHER, Pinion Shaft Nut	1
32	107977	NUT, Pinion Shaft	1
33	1F-748	COTTER, Pinion Shaft Nut	1
34	114259	FLANGE, Companion	1
35	1C-1036	BOLT, Pinion Oil Seal Retainer	8
36	4E-10	LKWSHR, Pinion Oil Seal Retainer	8
37	110541	GASKET, Oil Seal Retainer	1
38	774198	CUP, Outer Pinion Bearing	1
39	25K-40616	"O" RING, Pinion Bearing Cage	1
40	815377	KIT, Pinion Bearing Spacer	1
41	119441	†DIFFERENTIAL ASSY (Inc. 7 thru 17, 20)	1
42	119431	†DIFF. BODY SUB-ASSY (Inc. 8, 11 thru 17)	1
43	116901	†RING GEAR & PINION SET (Inc. 9, 20)	1
44	815786	†DIFF. CASE KIT (Inc. 8, 11, 12, 16, 17)	1

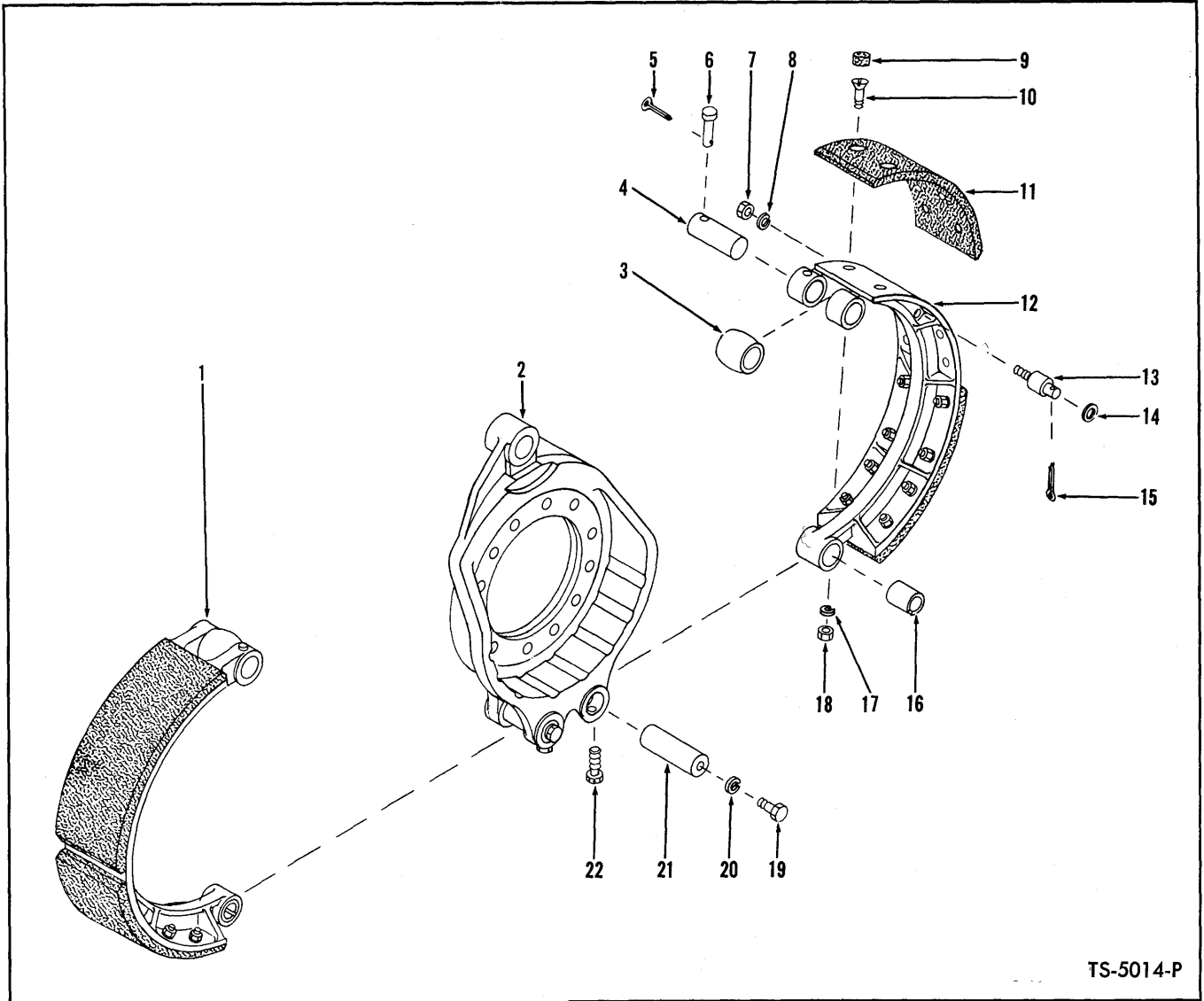
*NOTE: 815817 and 815780 Kits also include 4—117336 Studs, 4—119141 Dowels and 4—64D-10 Nuts for mounting Differential and Carrier to Housing.

§Not Sold Separately

†Not Illustrated

‡As Required

WHEN ORDERING PARTS, ALWAYS STATE MODEL AND SERIAL NO. OF MACHINE



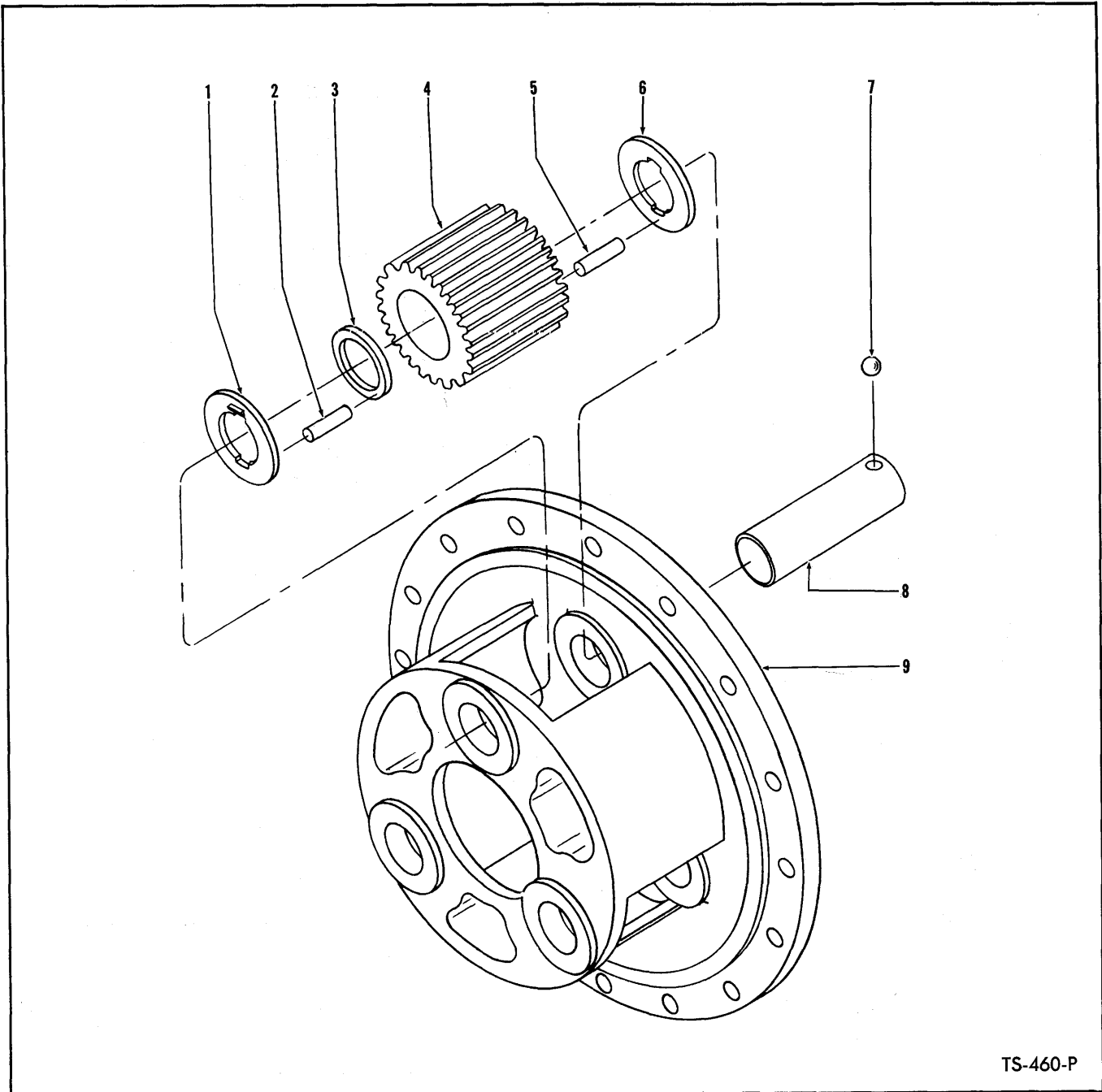
TS-5014-P

BRAKE ASSEMBLY — FRONT

Item No.	Part No.	Description	No. Req'd.	Item No.	Part No.	Description	No. Req'd.
A	112732	BRAKE ASSY (Inc. 1 thru 13, 16 thru 22)	4	11		LINING, Brake Shoe	
<p>NOTE: Two Brakes are used on machine — Quantities listed below are for 1 Brake</p>				11A	112364	STANDARD	4
1	112229	SHOE ASSY, Brake (Inc. 3 thru 6, 9 thru 12, 16 thru 18)	2	11B	112920	OVERSIZE (1/8")	4
2	112410	SPIDER, Brake	1	12	—	§SHOE, Brake — See 1	2
3	112210	ROLLER, Brake Cam	2	13	112216	PIN, Spring Anchor	2
4	112211	PIN, Brake Cam Roller	2	14	619027	WASHER, Spring Anchor Pin	2
5	1F-308	COTTER, Roller Pin Lock	2	15	1F-412	COTTER, Spring Anchor Pin	2
6	110855	PIN, Cam Roller Pin Lock	2	16	112212	BUSHING, Brake Shoe	2
7	62D-06	NUT, Spring Anchor Pin	2	17	24E-06	LKWSHR, Lining to Shoe	32
8	4E-06	LKWSHR, Spring Anchor Pin	2	18	62D-06	NUT, Lining to Shoe	32
9	113249	PLUG, Brake Lining	32	19	1C-812	BOLT, Puller Hole Plug	2
10	111439	BOLT, Lining to Shoe	32	20	4E-08	LKWSHR, Puller Hole Plug	2
				21	112213	PIN, Anchor	2
				22	109597	SCREW, Anchor Pin Set	2

§Not Sold Separately

WHEN ORDERING PARTS, ALWAYS STATE MODEL AND SERIAL NO. OF MACHINE

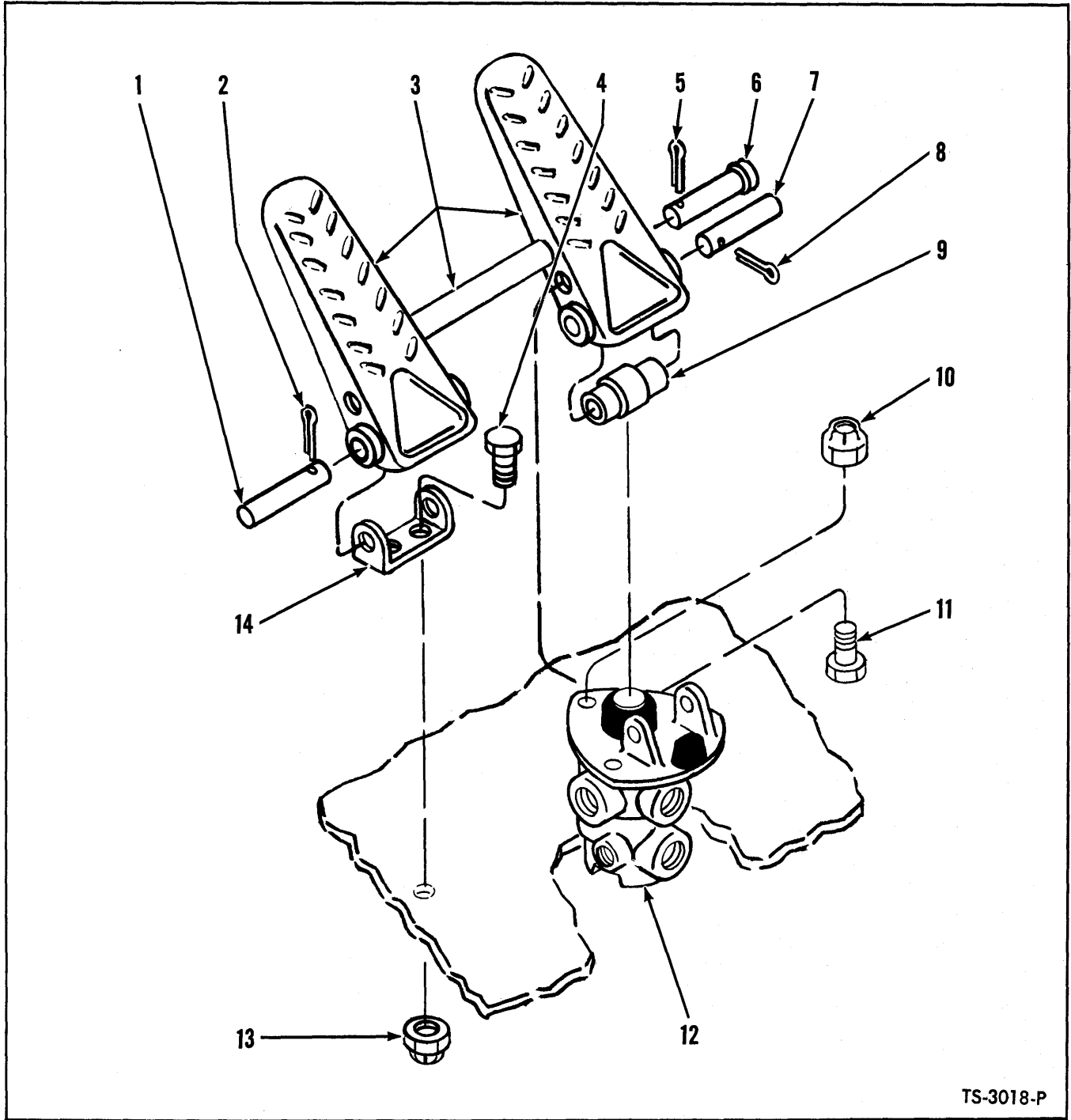


TS-460-P

PLANET CARRIER ASSEMBLY – FRONT

Item No.	Part No.	Description	No. Req'd.
A	116847	CARRIER ASSY (Inc. 1 thru 9)	2
NOTE: Two Carriers are used on axle – Quantities listed below are for (1) Carrier.			
1	106357	WASHER, Pinion Thrust	3
2	106358	ROLLER, Pinion	75
3	106359	SPACER, Pinion Roller	3
4	106356	PINION	3
5	106358	ROLLER, Pinion	75
6	106357	WASHER, Pinion Thrust	3
7	10J-12	BALL, Pinion Shaft Lock	3
8	106355	SHAFT, Pinion	3
9	117896	CARRIER, Planet	1

WHEN ORDERING PARTS, ALWAYS STATE MODEL AND SERIAL NO. OF MACHINE



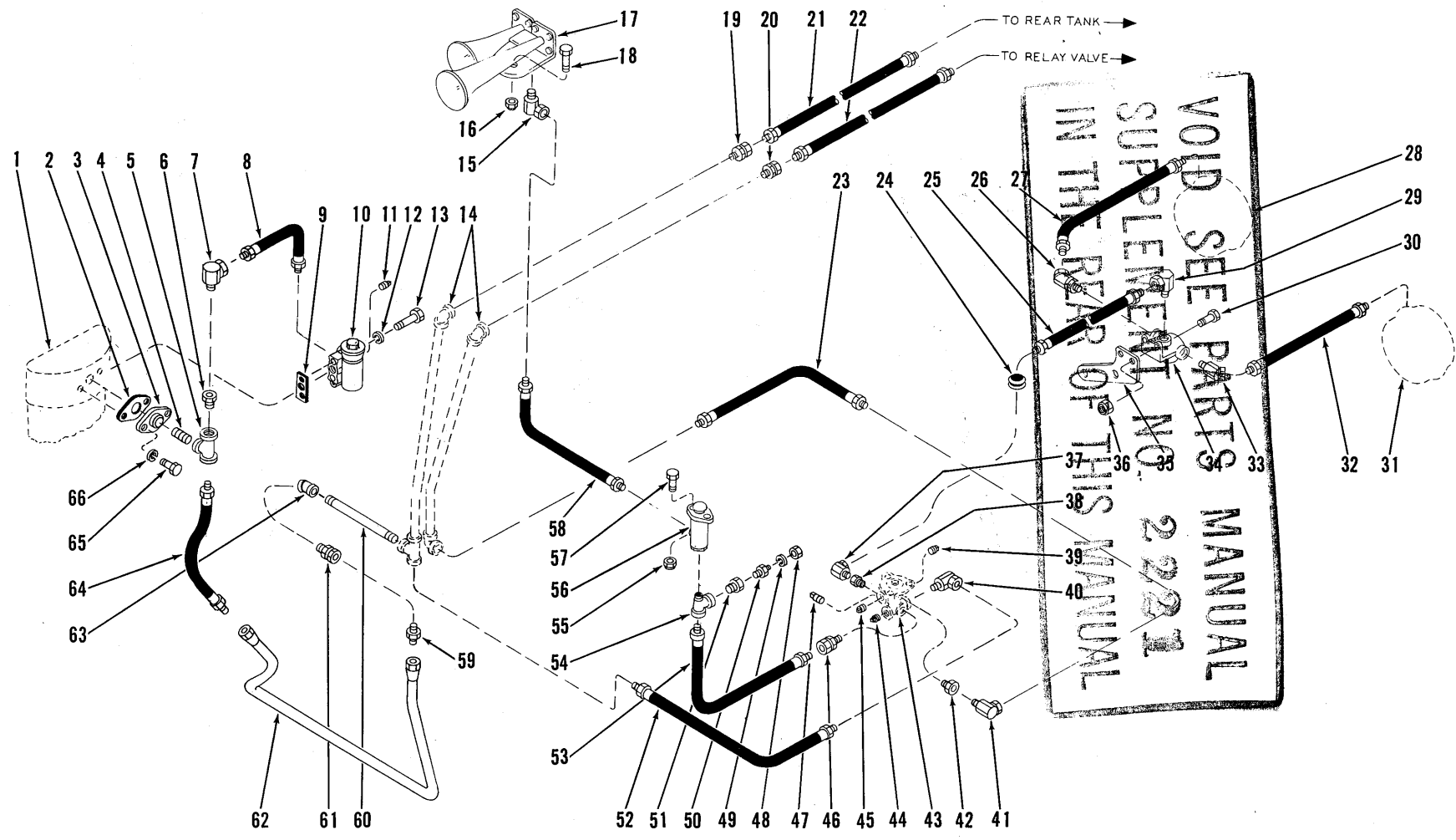
TS-3018-P

BRAKE CONTROLS

Item No.	Part No.	Description	No. Req'd.	Item No.	Part No.	Description	No. Req'd.
1	875767	PIN, Pedal to Base	1	8	1F-312	COTTER, Pedal to Valve Pin	1
2	1F-312	COTTER, Pedal to Base Pin	1	9	518259	ROLLER, Pedal	1
3	518261	PEDAL, Brake	1	10	18D-05	NUT, Valve to Floorboard	3
4	18C-516	BOLT, Base to Floorboard	2	11	18C-516	BOLT, Valve to Floorboard	3
5	1F-312	COTTER, Roller to Pedal Pin	1	12	556562	*VALVE, Air Brake — B.W. #277472..	1
6	875766	PIN, Roller to Pedal	1	13	18D-05	NUT, Base to Floorboard	2
7	875767	PIN, Pedal to Valve	1	14	594375	BASE, Pedal	1

*NOTE: Your local authorized Bendix-Westinghouse distributor is equipped to service and supply this part.

WHEN ORDERING PARTS, ALWAYS STATE MODEL AND SERIAL NO. OF MACHINE



BRAKE AIR LINES — TRACTOR

TS-5052-P

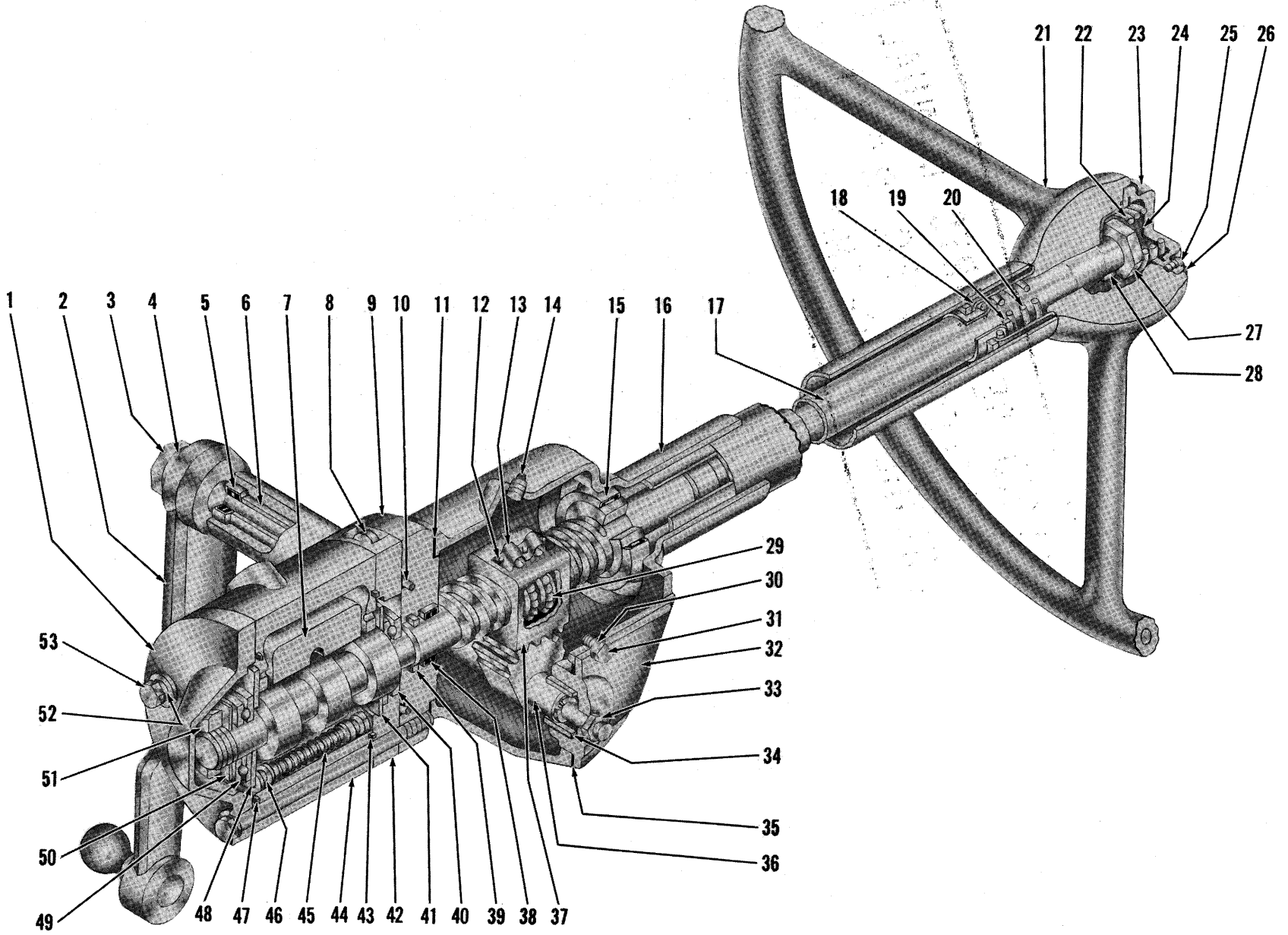
BRAKE AIR LINES — TRACTOR

Item No.	Part No.	Description	No. Req'd.	Item No.	Part No.	Description	No. Req'd.
1	-----	AIR COMPRESSOR — See G.M. Engine Parts Manual	—	34	507816	*VALVE, Quick Release — B.W. #205000	1
2	951948	*GASKET, Discharge Flange — B.W. #204820	1	35	586126	BRACKET	1
3	510452	*FLANGE, Discharge — B.W. #213042	1	36	18D-05	NUT, Q.R.V. to Bracket	2
4	5K-412	NIPPLE, Tee to Discharge Flange	1	37	31F-3	ADAPTER UNION	1
5	18F-4	TEE, Air Compressor	1	38	19F-6	BUSHING, Reducing	1
6	19F-4	BUSHING, Reducing	1	39	13F-04	PLUG, Brake Valve	1
7	31F-1	ADAPTER UNION	1	40	31F-3	ADAPTER UNION, Hose to Foot Valve	1
8	540916	HOSE, Tee to Governor	1	41	31F-3	ADAPTER UNION, Hose to Foot Valve	1
9	942646	*GASKET, Governor — B.W. #216571	1	42	19F-6	BUSHING, Reducing	1
10	540306	*GOVERNOR, Comp. — B.W. #275208	1	43	4E-05	BRAKE CONTROLS — See Index	—
11	13F-02	PLUG, Governor	1	44	13F-08	PLUG, Brake Valve	1
12	4E-05	LKWSHR, Governor to Compressor	2	45	13F-08	PLUG, Brake Valve	1
13	17C-548	BOLT, Governor to Compressor	2	46	36F-2	ADAPTER UNION, Hose to Foot Valve	1
14	583639	PIPE	1	47	13F-08	PLUG, Brake Valve	1
15	31F-1	ADAPTER UNION	1	48	14D-10	NUT, Sender Unit	1
16	18D-05	NUT, Horn Mounting	1	49	12E-10	LKWSHR, Sender Unit	1
17	593388	*HORN, Air — B.W. #223585	1	50	940643	SENDER UNIT, Air Pressure	1
18	18C-508	BOLT, Horn Mounting	1	51	19F-11	BUSHING, Reducing	1
19	33F-4	ADAPTER UNION	1	52	592742	HOSE, Foot Valve to Pipe	1
20	33F-3	ADAPTER UNION	1	53	593265	HOSE, Horn Valve to Brake Valve	1
21	593484	HOSE, Pipe to Rear Tank Line	1	54	17F-2	TEE, Horn Valve	1
22	593448	HOSE, Pipe to Relay Valve	1	55	18D-04	NUT, Valve Mounting	2
23	592741	HOSE, Foot Valve to Pipe	1	56	530663	*VALVE, Horn — B.W. #228672	1
24	552438	GROMMET, Hose	1	57	18C-412	BOLT, Valve Mounting	2
25	594339	HOSE, Foot Valve to Q.R.V.	1	58	593435	HOSE, Horn Valve to Horn	1
26	33F-2	ADAPTER UNION, Hose to Q.R.V.	1	59	38F-10	CONNECTOR, Tube	1
27	593265	HOSE, Q.R.V. to Air Chamber	1	60	639739	NIPPLE, Tube Pipe	1
28	-----	AIR CHAMBER — See Index	1	61	593370	*VALVE, Check — B.W. #228194	1
29	31F-3	ADAPTER UNION, Hose to Q.R.V.	1	62	585682	TUBE, Pipe Nipple to Hose	1
30	18C-512	BOLT, Q.R.V. to Bracket	2	63	23F-4	CONNECTOR, Tube	1
31	-----	AIR CHAMBER — See Index	1	64	540873	HOSE, Tube to Compressor Tee	1
32	593265	HOSE, Q.R.V. to Air Chamber	1	65	17C-516	BOLT, Discharge Flange	2
33	33F-2	ADAPTER UNION, Hose to Q.R.V.	1	66	4E-05	LKWSHR, Discharge Flange	2

VOID SEE PARTS MANUAL SUPPLEMENT NO. 2221 IN THE REAR OF THIS MANUAL

*NOTE: Your local authorized Bendix-Westinghouse Distributor is equipped to service and supply these items.

WHEN ORDERING PARTS, ALWAYS STATE MODEL AND SERIAL NO. OF MACHINE



STEERING GEAR ASSEMBLY

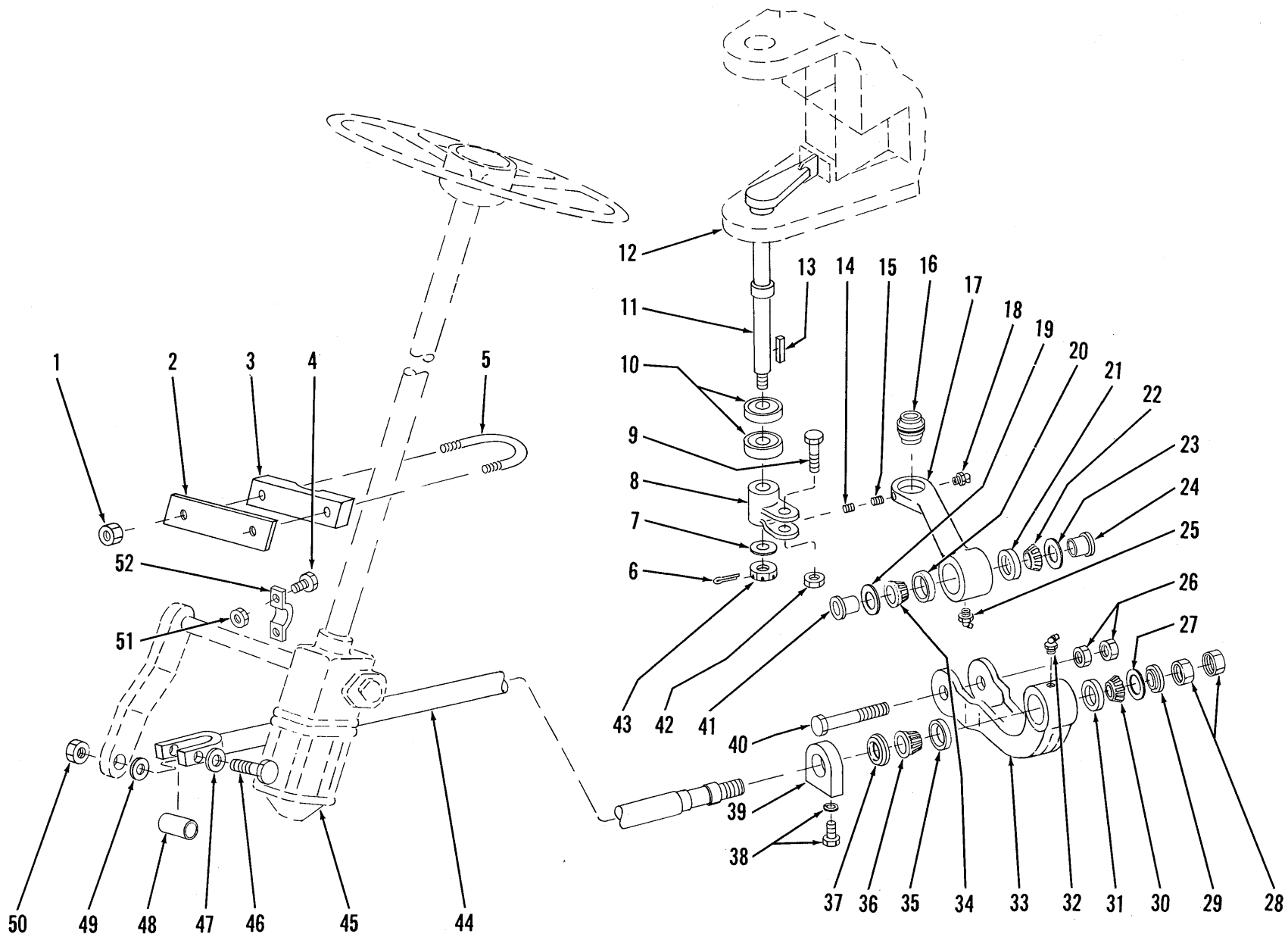
TS-1591-P

STEERING GEAR ASSEMBLY

Item No.	Part No.	Description	No. Req'd.	Item No.	Part No.	Description	No. Req'd.
A	594059	STEERING GEAR ASSY (Inc. 1, 3 thru 20, 28 thru 53)	1	26	628764	RETAINER, Steering Wheel Cap	1
1	943439	COVER, Valve End	1	27	648304	NUT, Steering Wheel	1
2	594124	ARM ASSY, Pitman (Inc. 2A)	1	28	853384	KEY, Steering Wheel	1
2A	594123	†BUSHING, Pitman Arm	1	29	10J-09	BALL	106
3	865801	NUT, Pitman Arm	1	29A	853526	†GUIDE, Ball Return	1
4	2E-14	LKWSHR, Pitman Arm	1	30	2E-06	LKWSHR, Side Cover	3
5	853391	SEAL, Pitman Shaft Grease	1	31	1C-612	BOLT, Side Cover	3
6	853357	BUSHING, Pitman Shaft	2	32	853182	COVER, Housing Side (Inc. 34)	1
7	-----	§SPOOL, Valve (See 44)	—	33	8D-07	NUT, Lash Adjuster	1
8	73G-732	SCREW, Adapter to Housing	4	34	-----	§BUSHING, Pitman Shaft (See 32)	1
8A	4E-07	†LKWSHR, Adapter to Housing	4	35	851756	GASKET, Side Cover	1
9	943426	ADAPTER ASSY (Inc. 38, 39)	1	36	944114	GEAR, Pitman Shaft	1
10	25K-40224	"O" RING, Adapter to Spacer	1	37	853525	NUT, Ball	1
11	853380	GASKET, Adapter to Housing	1	38	861741	BEARING, Adapter	1
12	851762	BOLT & WASHER, Clamp	3	39	25K-40108	"O" RING, Adapter	1
13	853527	CLAMP, Ball Return Guide	1	40	860997	BEARING, Worm Thrust	1
14	13F-08	PLUG, Housing Filler	1	41	943438	WASHER	1
15	730143	BEARING, Housing	1	42	943440	SPACER, Valve Mounting	1
16	944115	HOUSING ASSY (Inc. 6, 15)	1	43	25K-40312	"O" RING, Valve to Spacer	1
17	944116	SHAFT ASSY (Inc. 12, 13, 29, 29A, 37)	1	44	943435	VALVE ASSY (Inc. 7, 45, 46)	1
18	857729	BEARING, Upper Shaft	1	45	943437	SPRING, Valve	4
19	861768	WASHER, Upper Shaft Bearing	1	46	943436	PLUNGER, Valve	8
20	853395	SPRING, Upper Bearing	1	47	25K-40312	"O" RING, Valve to End Cover	1
21	518331	WHEEL, Steering	1	48	943438	WASHER	1
22	668674	SPRING, Steering Wheel Cap	1	49	860997	BEARING, Worm Thrust	1
23	628763	CAP, Steering Wheel	1	50	943429	SPRING, Valve Spool Preload	1
24	612840	PLATE, Steering Wheel Cap	1	51	873250	NUT, Worm Bearing	1
25	695930	SCREW, Steering Wheel Cap	4	52	3E-08	LKWSHR, End Cover	6
				53	1C-888	BOLT, End Cover	6

†Not Illustrated
§Not Sold Separately

WHEN ORDERING PARTS, ALWAYS STATE MODEL AND SERIAL NO. OF MACHINE



[54]

PM 2137

STEERING CONTROLS

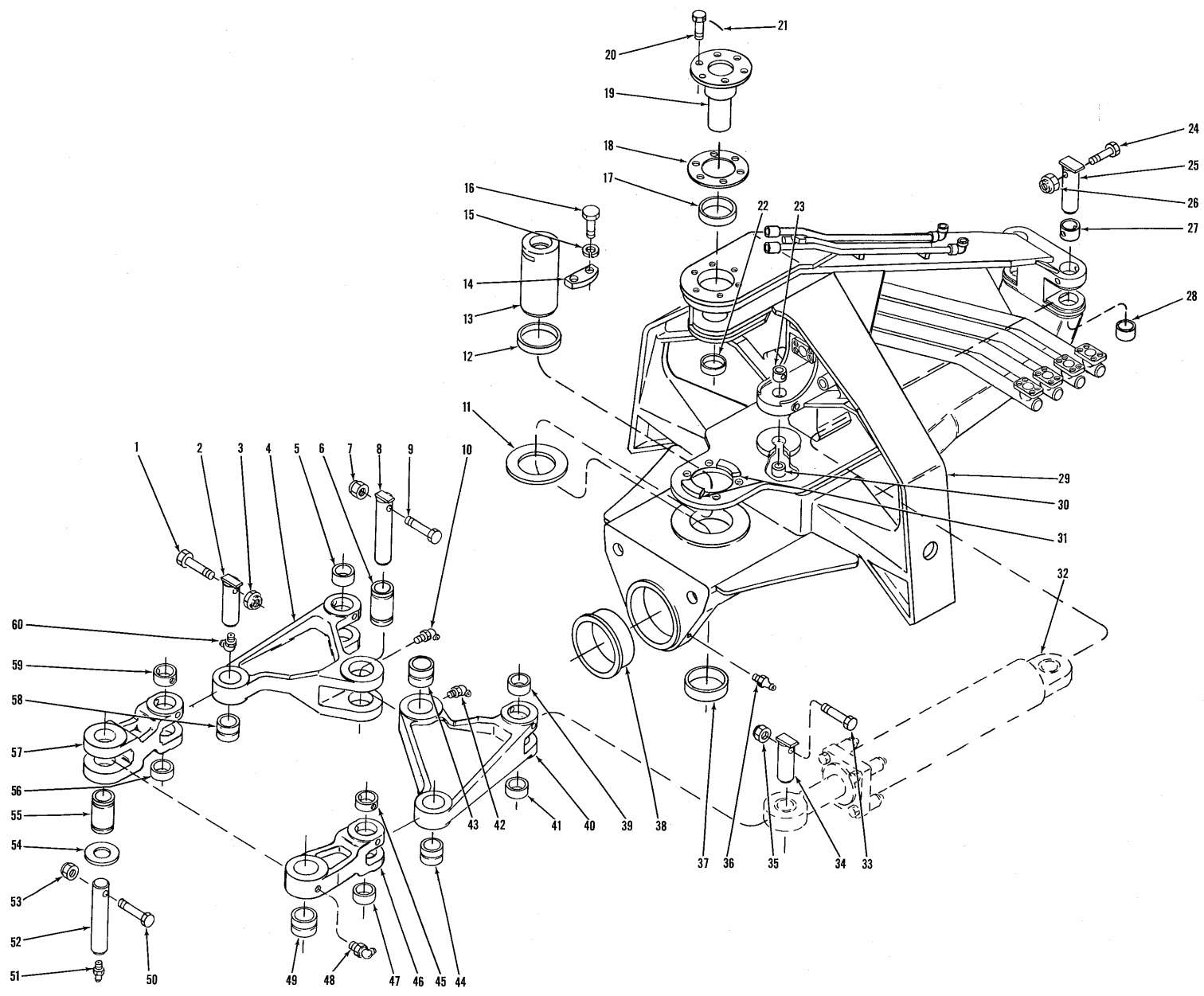
TS-3122-P

STEERING CONTROLS

Item No.	Part No.	Description	No. Req'd.	Item No.	Part No.	Description	No. Req'd.
1	18D-08	NUT, U-Bolt	2	27	582749	SHIELD, Bearing Dust — Rear	1
2	580783	‡SHIM, Clamp Block	—	28	8D-12	NUT, Steering Clevis to Rod	2
3	580782	BLOCK, Steering Gear Clamp	1	29	582747	RETAINER, Steering Clevis Bearing	1
4	18C-832	BOLT, Steering Gear Clamp	2	30	713023	CONE, Steering Clevis Bearing	1
5	545941	U-BOLT, Steering Gear	1	31	713024	CUP, Steering Clevis Bearing	1
6	1F-422	COTTER, Crank Retaining Nut	1	32	12H-15	FITTING, Steering Clevis Grease	1
7	590498	WASHER, Crank Retaining	1	33	582746	CLEVIS, Steering	1
8	592905	CRANK, Linkage Shaft	1	34	742010	CONE, Steering Link Bearing	1
9	592952	BOLT, Steering Link to Crank	1	35	713024	CUP, Steering Clevis Bearing	1
10	659029	BEARING, Linkage Shaft	2	36	713023	CONE, Steering Clevis Bearing	1
11	592879	SHAFT, Steering Linkage	1	37	582748	SHIELD, Bearing Dust — Front	1
12	—	YOKE — See Scraper Parts Manual or Tractor Wagon Manual	—	38	17C-820	BOLT, Bearing Block	2
13	7J-4108	KEY, Crank Retaining	1	38A	4E-08	LKWSHR, Bearing Block	2
14	33G-405	SCREW, Spherical Bearing Lock	1	39	582745	BLOCK, Control Rod Bearing	1
15	593172	SET SCREW, Spherical Bearing	1	40	18C-1072	BOLT, Steering Clevis to Link	1
16	592874	BEARING, Spherical	1	41	592976	BUSHING, Steering Link	1
17	583884	LINK ASSY, Steering (Inc. 14, 15, 16, 20, 21)	1	42	66D-10	NUT, Steering Link to Crank	1
18	10H-35	FITTING, Spherical Bearing Grease	1	43	4D-10	NUT, Crank Retaining	1
19	592977	SHIELD, Bearing Dust	1	44	583468	ROD, Steering Control	1
20	742009	CUP, Steering Link Bearing	1	45	—	STEERING GEAR— See Index	—
21	742009	CUP, Steering Link Bearing	1	46	18C-840	BOLT, Rod to Pitman Arm	1
22	742010	CONE, Steering Link Bearing	1	47	635682	WASHER, Rod to Pitman Arm	1
23	592977	SHIELD, Bearing Dust	1	48	594134	SLEEVE, Rod to Pitman Arm	1
24	592976	BUSHING, Steering Link	1	49	635682	WASHER, Rod to Pitman Arm	1
25	12H-15	FITTING, Steering Link Grease	1	50	18D-08	NUT, Rod to Pitman Arm	1
26	8D-10	NUT, Steering Clevis to Link	2	51	18D-08	NUT, Steering Gear Clamp	2
				52	550044	CLAMP, Steering Gear	1

‡As Required

WHEN ORDERING PARTS, ALWAYS STATE MODEL AND SERIAL NO. OF MACHINE



STEERING ASSEMBLY AND BELL CRANKS

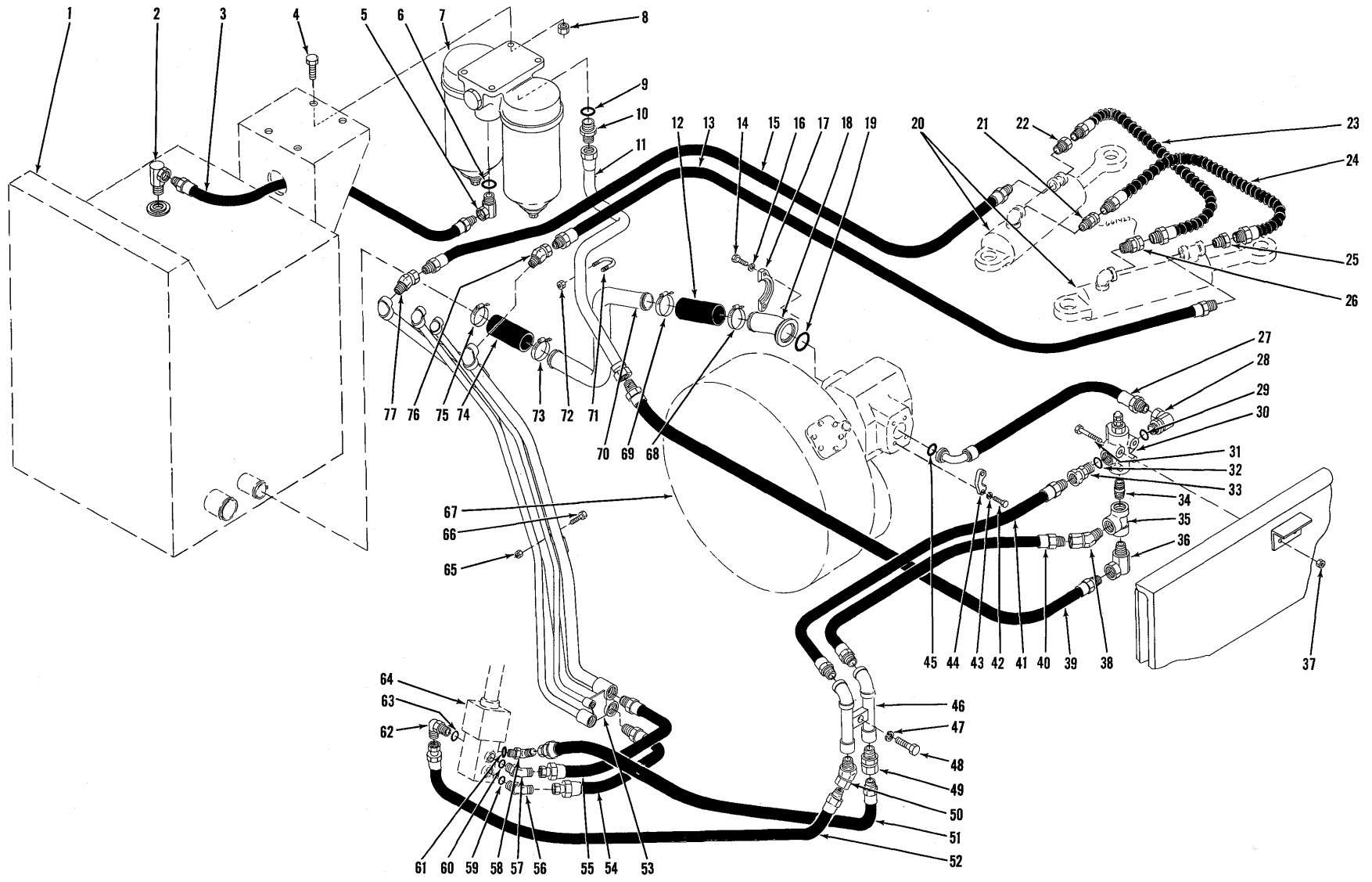
TS-7676-P

STEERING ASSEMBLY AND BELL CRANKS

Item No.	Part No.	Description	No. Req'd.	Item No.	Part No.	Description	No. Req'd.
1	18C-864	BOLT, Pin Retaining	2	29A	594126	†PIPE ASSY, Upper Steering	1
2	584758	PIN, Bell Crank to Link	2	30	574841	BUSHING, Lower Bell Crank Pin	1
3	18D-08	NUT, Pin Retaining	2	31	569841	PLATE, Support	2
4	592046	BELL CRANK ASSY (Inc. 5, 5A, 58)	1	32	-----	STEERING CYLINDER — See Index	—
5	574842	BUSHING, Upper Bell Crank	1	33	18C-880	BOLT, Pin Retaining	2
5A	574840	†BUSHING, Lower Bell Crank	1	34	584796	PIN, Cylinder to Bell Crank	2
6	559294	SLEEVE, Bell Crank	1	35	18D-08	NUT, Pin Retaining	2
7	18D-08	NUT, Pin Retaining	1	36	10H-25	FITTING, Grease	2
8	584754	PIN, Bell Crank to Steering Assy	1	37	574818	BUSHING, Lower Pivot Pin	1
9	18C-880	BOLT, Pin Retaining	1	38	569837	BUSHING, Trunnion Pin	1
10	12H-15	FITTING, Grease	2	39	574842	BUSHING, Upper Bell Crank	1
11	590519	WASHER, Lower Pivot Pin, 5/16"	1	40	592047	BELL CRANK ASSY (Inc. 39, 41, 43, 44)	1
12	574837	BUSHING, Lower Pivot Pin	1	41	574840	BUSHING, Lower Bell Crank	1
13	569757	PIN, Lower Pivot	1	42	12H-15	FITTING, Grease	2
14	569842	PLATE, Locking	2	43	559296	BUSHING, Bell Crank	1
15	4E-10	LKWSHR, Plate Retaining	4	44	559295	BUSHING, Bell Crank	1
16	18C-1020	BOLT, Plate Retaining	4	45	574816	BUSHING, Upper Steering Link	1
17	574839	BUSHING, Upper Pivot	1	46	559365	LINK ASSY, Steering (Inc. 45, 47)	1
18	590573	‡SPACER, Upper Pin Segment, 1/8"	—	47	574816	BUSHING, Lower Steering Link	1
18A	590574	†‡SPACER, Upper Pin Segment, 1/16"	—	48	12H-15	FITTING, Grease	1
19	559368	PIN, Upper Pivot	1	49	559296	BUSHING, Steering Link	1
20	594053	BOLT, Pin Retaining	6	50	18C-864	BOLT, Pin Retaining	1
21	-----	LOCKWIRE, Pin Retaining (16 ga. x 10" lg.)	6	51	10H-25	FITTING, Grease	1
22	574838	BUSHING, Upper Pivot Pin	1	52	594550	PIN, Link to Yoke	1
23	574810	BUSHING, Upper Bell Crank Pin	1	53	18D-08	NUT, Pin Retaining	1
24	18C-868	BOLT, Pin Retaining	2	54	591989	‡WASHER, Link to Yoke, 1/16"	—
25	584796	PIN, Cylinder to Steering Assembly	2	54A	591990	†‡WASHER, Link to Yoke, 1/8"	—
26	18D-08	NUT, Pin Retaining	2	55	559294	SLEEVE, Steering Link	1
27	574836	BUSHING, Upper Cylinder to Steering Assy Pin	2	56	574816	BUSHING, Lower Steering Link	1
28	574840	BUSHING, Lower Cylinder to Steering Assy Pin	2	57	592045	LINK ASSY, Steering (Inc. 49, 56, 59)	1
29	570394	STEERING ASSY (Inc. 12, 17, 22, 23, 27, 28, 29A, 30, 37, 38)	1	58	559295	BUSHING, Bell Crank	1
				59	574816	BUSHING, Upper Steering Link	1
				60	12H-25	FITTING, Grease	2

†Not Illustrated
‡As Required

WHEN ORDERING PARTS, ALWAYS STATE MODEL AND SERIAL NO. OF MACHINE



HYDRAULIC SYSTEM — STEERING

TS-7675-P

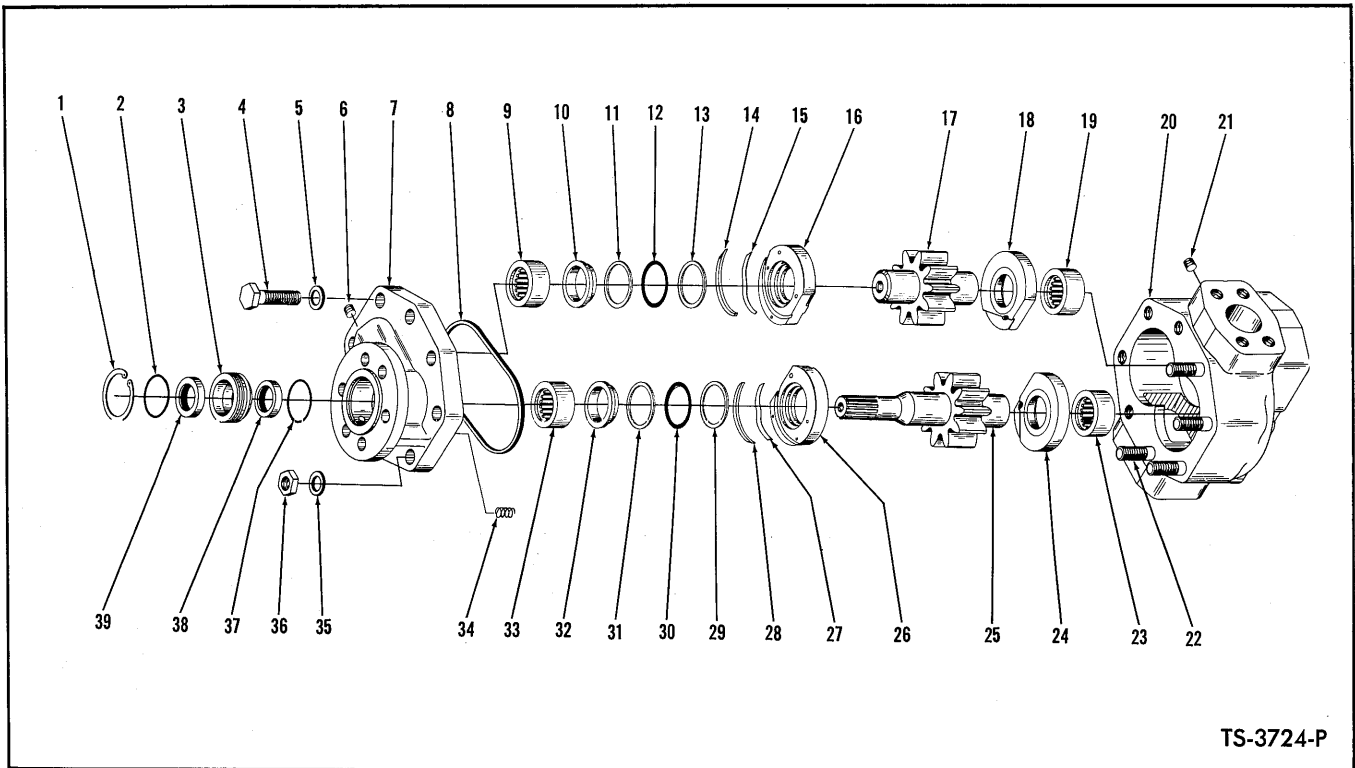
[58]

HYDRAULIC SYSTEM — STEERING

Item No.	Part No.	Description	No. Req'd.	Item No.	Part No.	Description	No. Req'd.
1	-----	HYDRAULIC OIL RESERVOIR — See Index	—	41	570087	HOSE, Relief Valve to Pipe Assy	1
2	31F-6	ADAPTER UNION	1	42	17C-620	BOLT, Flange Half to Pump	4
3	520708	HOSE, Filter to Reservoir	1	43	4E-06	LKWSHR, Flange Half to Pump	4
4	18C-720	BOLT, Filter to Reservoir	4	44	663093	FLANGE HALF, Hose to Pump	2
5	535450	ADAPTER UNION (Inc. 6)	1	45	25K-40110	"O" RING, Hose to Pump	1
6	91F-10	"O" RING, Adapter to Filter	1	46	570088	PIPE ASSY, Frame	1
7	570351	FILTER ASSY (Inc. 7A)	1	47	4E-08	LKWSHR, Pipe to Frame	1
7A	945580	† CARTRIDGE KIT	1	48	18C-828	BOLT, Pipe to Frame	1
8	18D-07	NUT, Filter to Reservoir	4	49	36F-5	ADAPTER UNION	1
9	91F-10	"O" RING, Connector to Filter	1	50	33F-5	ADAPTER UNION	1
10	15K-10	CONNECTOR (Inc. 9)	1	51	593800	HOSE, Pipe to Steering Gear	1
11	573454	TUBE, Filter to Hose	1	52	593801	HOSE, Pipe to Steering Gear	1
12	585883	HOSE, Stem to Tube	1	53	583639	PIPE, Firewall	1
13	550877	HOSE, Pipe to Cylinder	1	54	594065	HOSE, Steering Gear to Pipe	1
14	17C-824	BOLT, Flange Half to Pump	4	55	594179	HOSE, Steering Gear to Pipe	1
15	550877	HOSE, Pipe to Cylinder	1	56	18K-6	CONNECTOR (Inc. 59)	1
16	4E-08	LKWSHR, Flange Half to Pump	4	57	18K-6	CONNECTOR (Inc. 60)	1
17	663095	FLANGE HALF, Stem to Pump	2	58	17K-7	CONNECTOR (Inc. 61)	1
18	573444	STEM, Hose to Pump	1	59	91F-6	"O" RING, Connector to Steering Gear	1
19	25K-40128	"O" RING, Stem to Pump	1	60	91F-6	"O" RING, Connector to Steering Gear	1
20	-----	STEERING CYLINDER — See Index	—	61	91F-7	"O" RING, Connector to Steering Gear	1
21	661427	ADAPTER UNION	1	62	17K-7	CONNECTOR (Inc. 63)	1
22	356617	BUSHING, Reducing	1	63	91F-7	"O" RING, Connector to Steering Gear	1
23	593802	HOSE, Cylinder Interconnecting	1	64	-----	STEERING GEAR — See Index	—
24	593802	HOSE, Cylinder Interconnecting	1	65	18D-06	NUT, Pipe to Firewall	3
25	356617	BUSHING, Reducing	1	66	18C-620	BOLT, Pipe to Firewall	3
26	661427	ADAPTER UNION	1	67	-----	TORQUE CONVERTER — See Index	—
27	570086	HOSE, Pump to Relief Valve	1	68	784663	CLAMP, Hose to Stem	1
28	531684	ADAPTER UNION (Inc. 29)	1	69	784663	CLAMP, Hose to Suction Tube	1
29	91F-7	"O" RING, Adapter to Relief Valve ..	1	70	573445	TUBE, Suction	1
30	-----	PRESSURE RELIEF VALVE — See Index ..	—	71	547563	"U" BOLT, Tube to Frame	1
31	18C-536	BOLT, Relief Valve to Frame	2	72	18D-04	NUT, Tube to Frame	2
32	91F-7	"O" RING, Adapter to Relief Valve ..	1	73	784663	CLAMP, Hose to Suction Tube	1
33	763322	ADAPTER UNION	1	74	585883	HOSE, Reservoir to Suction Tube	1
34	5K-611	NIPPLE	1	75	784663	CLAMP, Reservoir to Hose	1
35	28K-212	TEE	1	76	33F-5	ADAPTER UNION	1
36	711046	ADAPTER UNION	1	77	33F-5	ADAPTER UNION	1
37	18D-05	NUT, Relief Valve to Frame	2				
38	33F-5	ADAPTER UNION	1				
39	352619	HOSE, Tube to Relief Valve	1				
40	657184	HOSE, Relief Valve to Pipe Assy	1				

†Not Illustrated

WHEN ORDERING PARTS, ALWAYS STATE MODEL AND SERIAL NO. OF MACHINE



TS-3724-P

HYDRAULIC PUMP – STEERING

Item No.	Part No.	Description	No. Req'd.	Item No.	Part No.	Description	No. Req'd.
A	450145	PUMP ASSY (Inc. 1 thru 39)	1	19	§BEARING, Body	1	
B	498178	*REPAIR KIT, Minor (Inc. 2, 4, 5, 8, 11, 12, 13, 29, 30, 31, 34, 36, 37)	1	20	**§BODY, Pump – See "A"	1	
C	498189	REPAIR KIT, Thrust Plate (Inc. 14, 15, 16, 18, 24, 26, 27, 28)	1	21	16F-02 PLUG, Body	1	
D	498180	GEAR KIT, Drive & Driven (Inc. 17, 25)	1	22	§STUD, Cover to Body	4	
E	498113	REPAIR KIT, Shaft Seal (Inc. 1, 2, 3, 37, 38, 39)	1	23	§BEARING, Body	1	
F	498219	REPAIR KIT, Bearing (Inc. 9, 19, 23, 33)	1	24	§THRUST PLATE, Body	1	
1	---	§RING, Shaft Seal Retaining	1	25	§GEAR, Drive	1	
2	---	§"O" RING, Oil Seal Retainer	1	26	§THRUST PLATE, Cover	1	
3	---	§RETAINER, Shaft Seal	1	27	§SPRING, Wave	1	
4	---	§BOLT, Cover to Body	4	28	§RING, Mask-Off	1	
5	---	§WASHER, Cover to Body	4	29	§RING, "O" Ring Back-up	1	
6	16F-02	PLUG, Cover	1	30	§"O" RING, Cover Thrust Plate	1	
7	---	**§COVER, Pump – See "A"	1	31	§RING, "O" Ring Back-up	1	
8	---	§GASKET, Cover to Body	1	32	§SLEEVE	1	
9	---	§BEARING, Cover	1	33	§BEARING, Cover	1	
10	---	§SLEEVE	1	34	§SPRING, Cover Thrust Plate	3	
11	---	§RING, "O" Ring Back-up	1	35	§WASHER, Cover to Body Stud	4	
12	---	§"O" RING, Cover Thrust Plate	1	36	§NUT, Cover to Body Stud	4	
13	---	§RING, "O" Ring Back-up	1	37	§"O" RING, Oil Seal Retainer	1	
14	---	§RING, Mask-Off	1	38	§SEAL, Inner Oil	1	
15	---	§SPRING, Wave	1	39	§SEAL, Outer Oil	1	
16	---	§THRUST PLATE, Cover	1	40	25K-30220 †"O" RING, Pump to Converter	1	
17	---	§GEAR, Driven	1	41	8D-06 †NUT, Pump to Converter	3	
18	---	§THRUST PLATE, Body	1	42	4E-06 †LKWSHR, Pump to Converter	3	
				43	551906 †GASKET, Pump to Converter	1	
				44	221992 †SLEEVE, Drive	1	
				45	207647 †STUD, Pump to Converter	3	

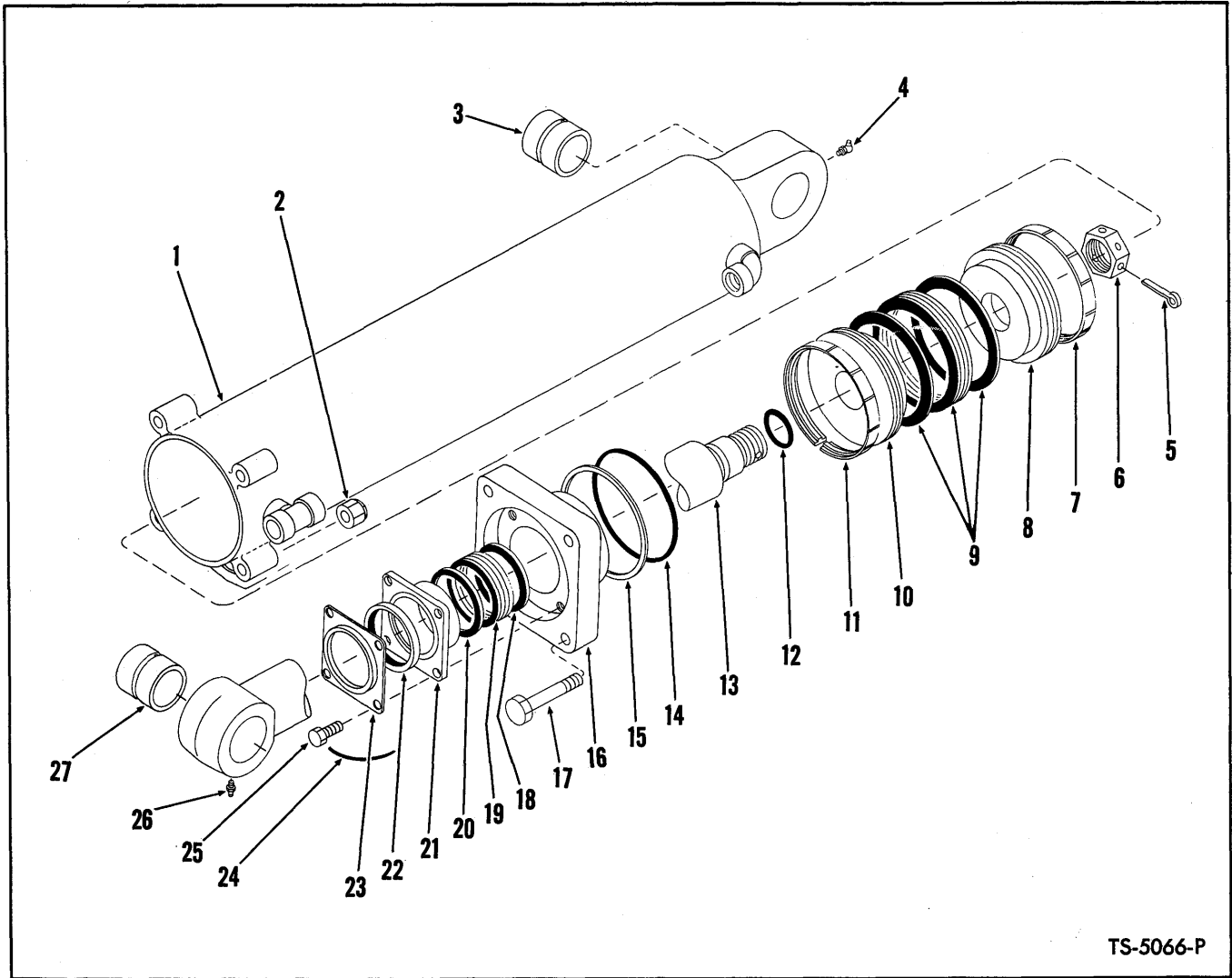
*NOTE: Minor Repair Kit consists of "O" Rings, Back-up Washers, Gaskets and approximately 20% of the hardware items such as bolts, nuts, springs and washers. The latter for the purpose of replacing any of these items lost or damaged in repair operation.

**NOTE: Pump Bodies and Covers will not be made available for field use since when these items are worn beyond limits permitting re-use, the cost of rebuilding the pump exceeds practical limits. In such cases a new pump assembly should be utilized.

§Not Sold Separately – Order Kits.

†Not Illustrated

WHEN ORDERING PARTS, ALWAYS STATE MODEL AND SERIAL NO. OF MACHINE



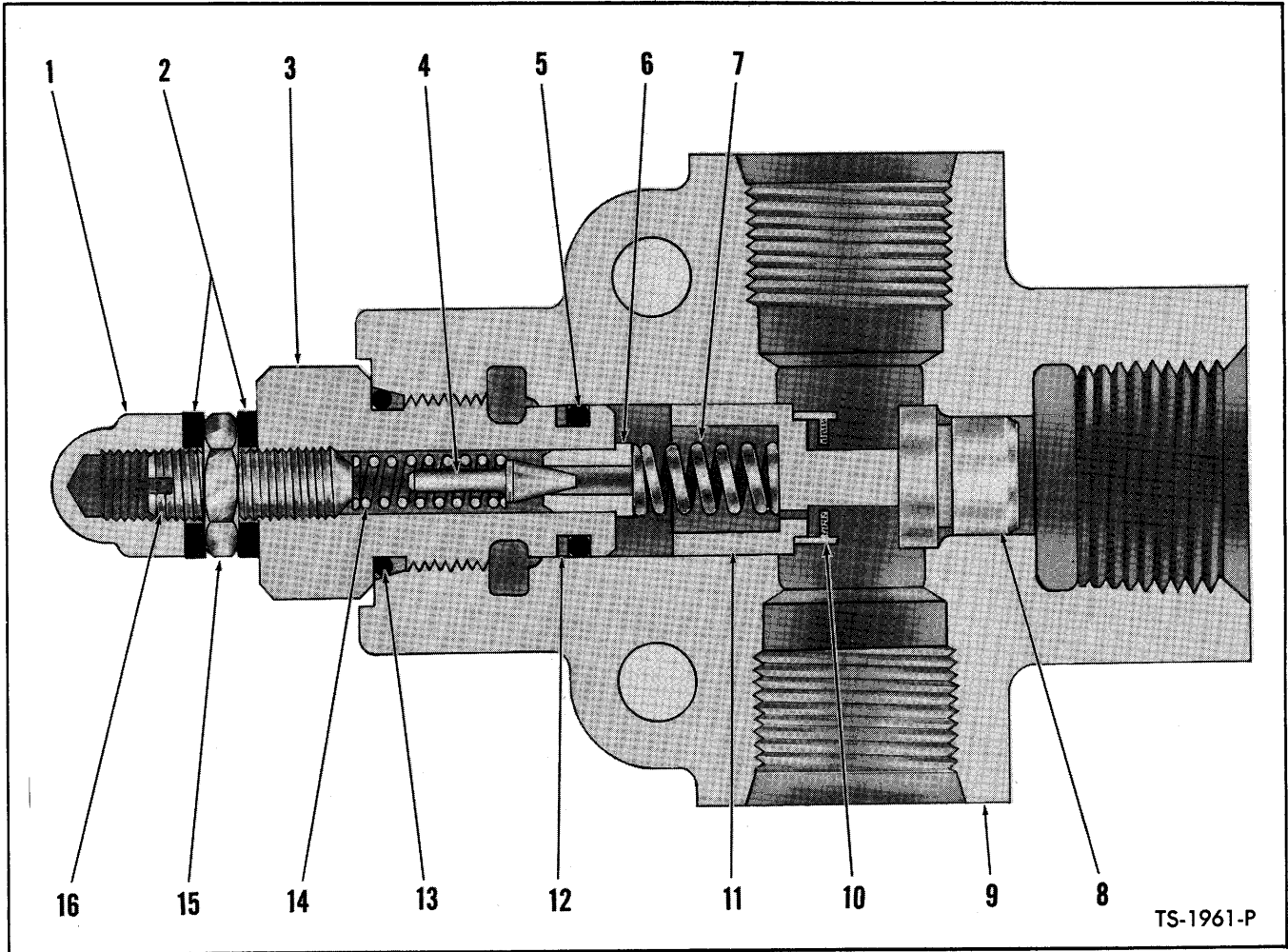
TS-5066-P

STEERING CYLINDER ASSEMBLY

2 Cylinders used on machine — Quantities listed below are for 1 Cylinder

Item No.	Part No.	Description	No. Req'd.	Item No.	Part No.	Description	No. Req'd.
A	591530	CYLINDER ASSY (Inc. 1 thru 27)	1	14	25K-40500	"O" RING, Cylinder Cap	1
1	591527	CYLINDER (Inc. 3)	1	15	549132	RING, "O" Ring Backup	1
2	68D-10	NUT, Cylinder Cap to Cylinder	4	16	945121	CAP, Cylinder Kit (Inc. 14, 15)	1
3	559295	BUSHING, Cylinder	1	17	18C-1072	BOLT, Cylinder Cap to Cylinder	4
4	12H-15	FITTING, Cylinder Grease	1	18	591517	ADAPTER, Male Chevron Packing	2
5	1F-856	COTTER, Piston Rod Nut	1	19	549129	PACKING SET, Cylinder Cap	1
6	551606	NUT, Piston Rod	1	20	591516	ADAPTER, Female Chevron Packing ..	2
7	591519	RING, Wear	1	21	591513	GLAND, Packing	1
8	549124	PISTON, Bottom	1	22	591525	WIPER, Piston Rod	1
9	549125	PACKING SET, Piston	1	23	591514	RETAINER, Piston Rod Wiper	1
10	549123	PISTON, Top	1	24	————	LOCKWIRE (16 ga. x 11" long)	2
11	591519	RING, Wear	1	25	4C-616	BOLT, Retainer to Cap	4
12	25K-40120	"O" RING, Piston Rod	1	26	10H-25	FITTING, Piston Rod Grease	1
13	591532	ROD, Piston (Inc. 26, 27)	1	27	559295	BUSHING, Piston Rod	1

WHEN ORDERING PARTS, ALWAYS STATE MODEL AND SERIAL NO. OF MACHINE

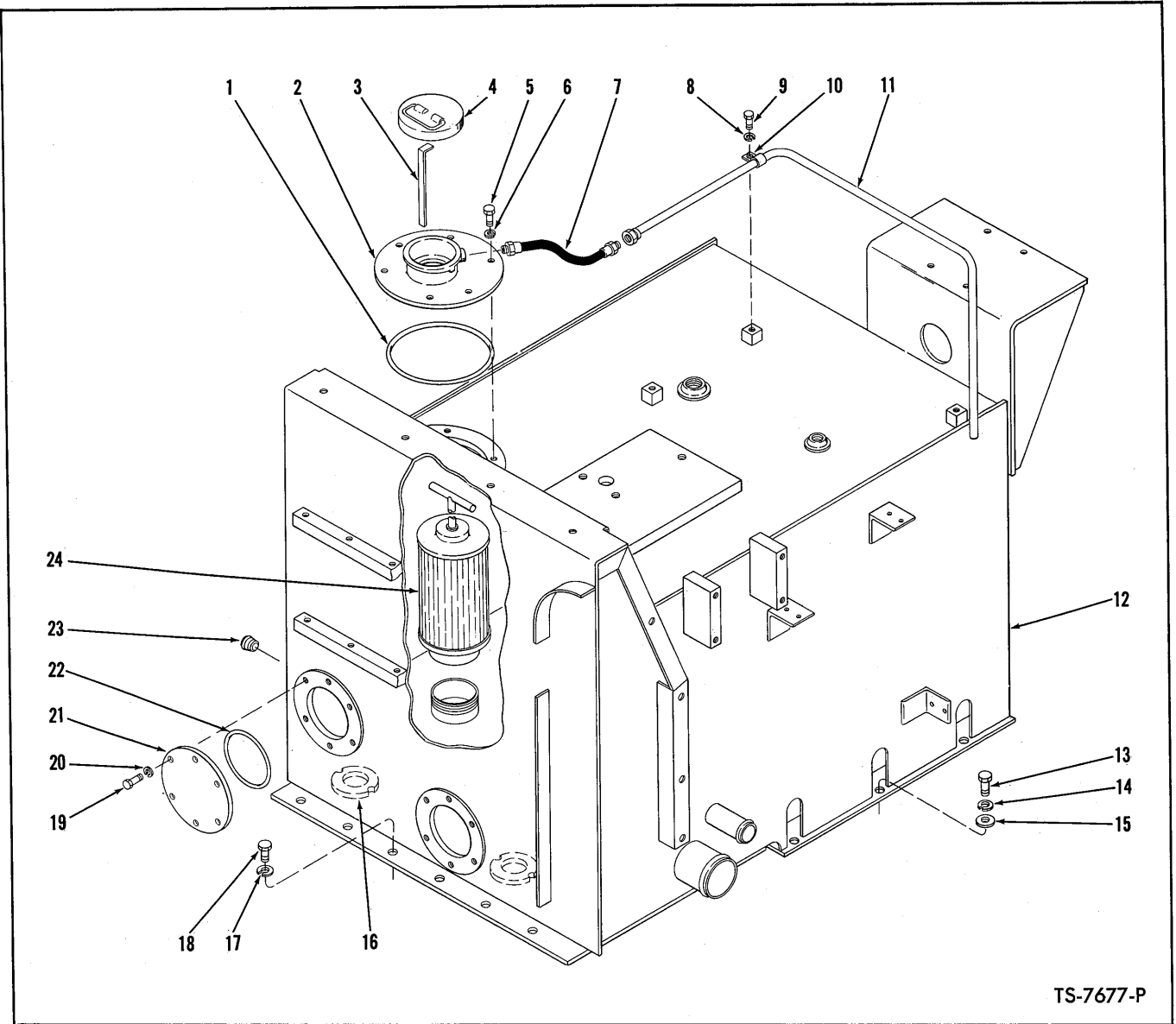


PRESSURE RELIEF VALVE — STEERING SYSTEM

Item No.	Part No.	Description	No. Req'd.
A	536539	VALVE ASSY (Inc. 1 thru 17) (Parker #VPR3-P-4F)	1
1	47D-05	NUT, Acorn	1
2	663792	WASHER, Stat-O-Seal	2
3	944467	CAP, Valve	1
4	883734	PLUNGER, Pilot	1
5	25K-20018	"O" RING	1
6	944469	SEAT, Pilot	1
7	944646	SPRING, Relief	1
8	944645	SEAT, Poppet	1
9	-----	§BODY, Valve — See Item "A"	1
10	-----	§SCREEN, Poppet — See Item 11	1
11	944643	POPPET ASSY (Inc. 10)	1
12	944468	RING, Back-Up	1
13	91F-6	"O" RING	1
14	944471	SPRING, Pilot	1
15	8D-05	NUT, Jam	1
16	33G-514	SCREW, Adjusting	1
17	799584	†PLUG	2

§Not Sold Separately
†Not Illustrated

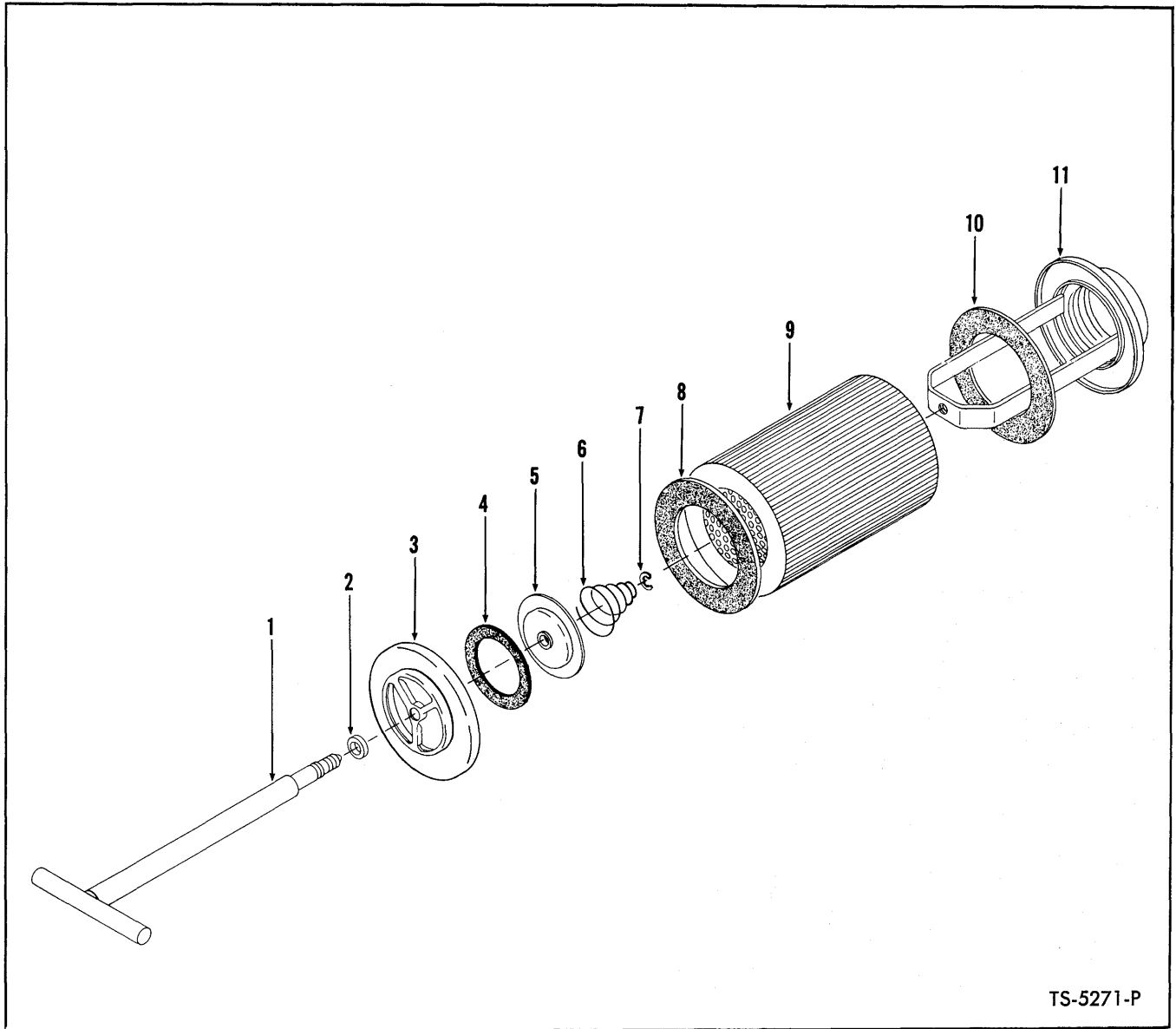
WHEN ORDERING PARTS, ALWAYS STATE MODEL AND SERIAL NO. OF MACHINE



HYDRAULIC OIL RESERVOIR

Item No.	Part No.	Description	No. Req'd.	Item No.	Part No.	Description	No. Req'd.
1	25K-40624	"O" RING, Filler Neck	1	13	18C-620	BOLT, Reservoir to Frame	3
2	564175	NECK, Filler	1	14	4E-06	LKWSHR, Reservoir to Frame	3
3	574271	DIPSTICK	1	15	571003	WASHER, Reservoir to Frame	3
4	554843	CAP	1	16	525293	MAGNET	2
5	18C-612	BOLT, Filler Neck Attaching	6	17	4E-08	LKWSHR, Reservoir to Fuel Tank	12
6	4E-06	LKWSHR, Filler Neck Attaching	6	18	18C-816	BOLT, Reservoir to Fuel Tank	12
7	592741	HOSE, Overflow	1	19	18C-612	BOLT, Plate Attaching	12
8	4E-06	LKWSHR, Clip Attaching	3	20	4E-06	LKWSHR, Plate Attaching	12
9	18C-616	BOLT, Clip Attaching	3	21	591381	PLATE, Sump Clean Out	2
10	6H-15	CLIP	3	22	25K-40428	"O" RING, Clean Out Plate	2
11	574182	TUBE, Overflow	1	23	16F-12	PLUG, Drain	2
12	574703	RESERVOIR, Hydraulic Oil	1	24	---	FILTER ASSEMBLY — See Index	—

WHEN ORDERING PARTS, ALWAYS STATE MODEL AND SERIAL NO. OF MACHINE



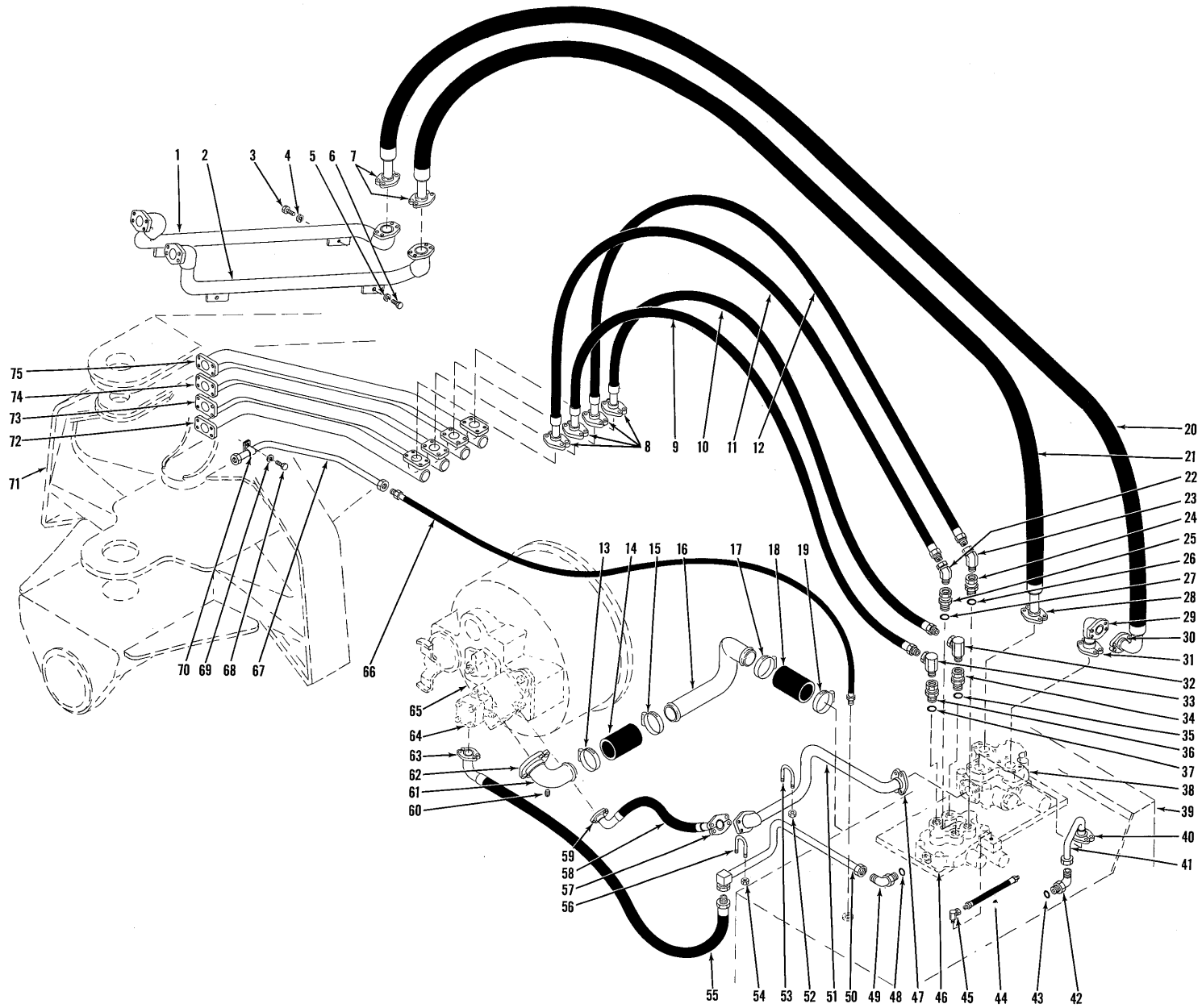
TS-5271-P

HYDRAULIC RESERVOIR FILTER ASSEMBLY

Item No.	Part No.	Description	No. Req'd.
A	562119	FILTER ASSY (Inc. 1 thru 11)	1
B	946053	HANDLE & COVER ASSY (Inc. 1 thru 7)	1
1	-----	§HANDLE, Filter — See Item B	1
2	946060	LKWSHR, Handle & Cover	1
3	-----	§COVER, Filter — See Item B	1
4	946058	GASKET, Cover	1
5	946057	PLATE, Cover Valve	1
6	946056	SPRING, Cover	1
7	1303459	"E" RING, Cover	1
8	946062	GASKET, Element	1
9	946055	ELEMENT, Filter (Inc. 8, 10)	1
10	946062	GASKET, Element	1
11	946054	BASE, Filter	1

§Not Sold Separately

WHEN ORDERING PARTS, ALWAYS STATE MODEL AND SERIAL NO. OF MACHINE



HYDRAULIC SYSTEM — APRON, BOWL AND EJECTOR

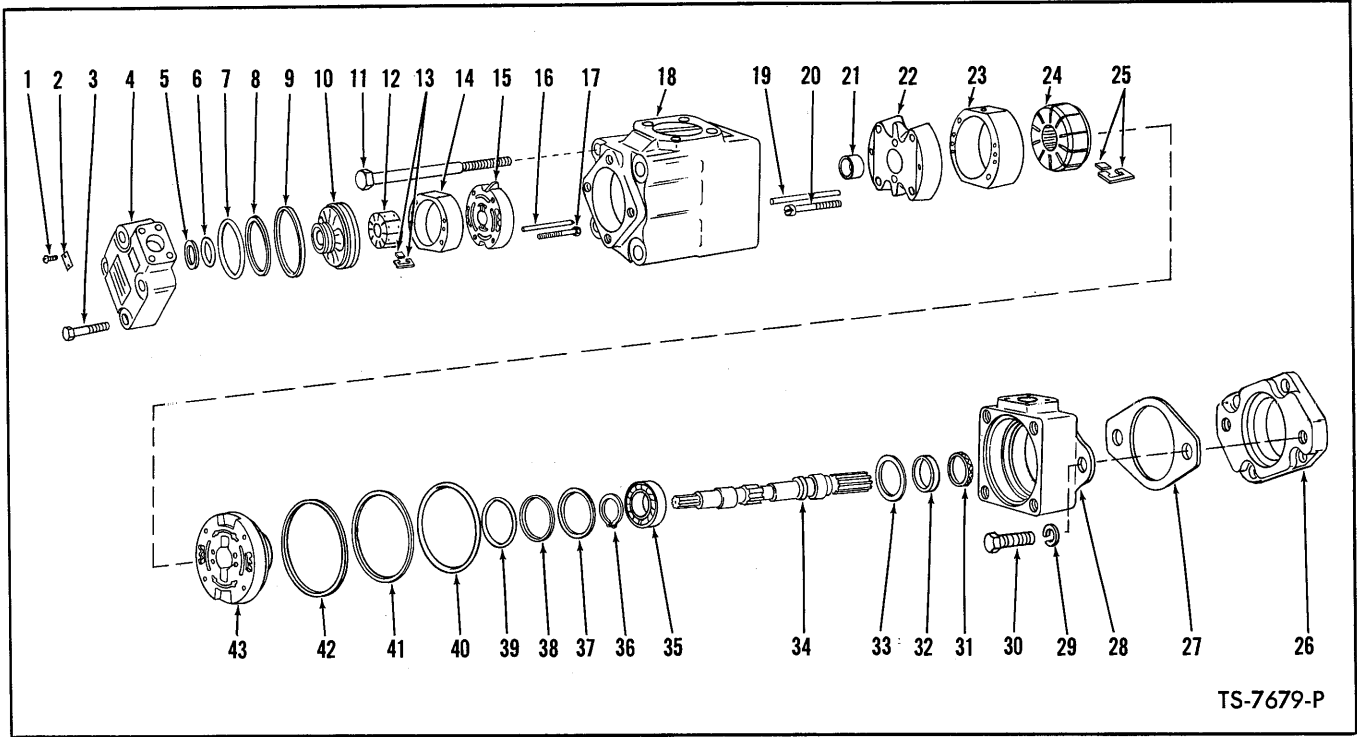
TS-7678-P

HYDRAULIC SYSTEM — APRON, BOWL AND EJECTOR

Item No.	Part No.	Description	No. Req'd.	Item No.	Part No.	Description	No. Req'd.
1	1522625	TUBE, Elevator Reverse Line	1	39	-----	RESERVOIR, Hyd. Oil — See Index	—
2	1522623	TUBE, Elevator Forward Line	1	40	-----	FLANGE HALF—See Group "B" Below	—
3	18C-616	BOLT, Tube to Steering Assy	2	41	573560	TUBE, Valve to Valve	1
4	4E-06	LKWSHR, Tube to Steering Assy	2	42	17K-8	ELBOW, Tube to Valve (Inc. 43)	1
5	4E-06	LKWSHR, Tube to Steering Assy	2	43	91F-8	"O" RING, Elbow to Valve	1
6	18C-616	LKWSHR, Tube to Steering Assy	2	44	607737	HOSE	1
7	-----	FLANGE HALF—See Group "B" Below	—	45	31F-2	ADAPTER UNION	1
8	-----	FLANGE HALF—See Group "A" Below	—	46	-----	CONTROL VALVE — See Index	—
9	573936	HOSE, Bowl Down	1	47	-----	FLANGE HALF—See Group "B" Below	—
10	573935	HOSE, Ejector Return	1	48	91F-8	"O" RING, Elbow to Valve	1
11	573938	HOSE, Bowl Up	1	49	17K-8	ELBOW, Tube to Valve (Inc. 48)	1
12	573937	HOSE, Ejector Forward	1	50	573563	TUBE, Hose to Valve	1
13	522632	CLAMP, Hose to Stem	1	51	1524789	TUBE, Hose to Valve	1
14	533139	HOSE, Tube to Stem	1	52	18D-04	NUT, Tube to Reservoir	2
15	522632	CLAMP, Hose to Tube	1	53	594355	"U" BOLT, Tube to Reservoir	1
16	573566	TUBE, Suction	1	54	18D-04	NUT, Tube to Reservoir	2
17	522632	CLAMP, Hose to Tube	1	55	573555	HOSE, Pump to Valve	1
18	533139	HOSE, Tube to Reservoir	1	56	654602	"U" BOLT, Tube to Reservoir	1
19	522632	CLAMP, Hose to Reservoir	1	57	-----	FLANGE HALF—See Group "B" Below	—
20	573572	HOSE, Elevator Reverse	1	58	568300	HOSE, Pump to Valve	1
21	573573	HOSE, Elevator Forward	1	59	-----	FLANGE HALF—See Group "B" Below	—
22	33F-5	ADAPTER UNION	1	60	41K-04	PIPE PLUG	1
23	33F-5	ADAPTER UNION	1	61	1524151	STEM, Pipe Suction	1
24	545204	ADAPTER UNION (Inc. 26)	1	62	-----	FLANGE HALF—See Group "C" Below	—
25	545204	ADAPTER UNION (Inc. 27)	1	63	-----	FLANGE HALF—See Group "A" Below	—
26	91F-8	"O" RING, Adapter to Valve	1	64	-----	HYDRAULIC PUMP — Apron, Bowl & Ejector — See Index	—
27	91F-8	"O" RING, Adapter to Valve	1	65	-----	TORQUE CONVERTER — See Index ..	—
28	-----	FLANGE HALF—See Group "B" Below	—	66	591896	HOSE, Elevator Motor Drain	1
29	573559	ELBOW, Hose to Valve	1	67	573752	TUBE, Elevator Motor Drain Line	1
30	-----	FLANGE HALF—See Group "B" Below	—	68	18C-612	BOLT, Tube to Steering Assy	2
31	-----	FLANGE HALF—See Group "B" Below	—	69	4E-06	LKWSHR, Tube to Steering Assy	2
32	574018	ADAPTER UNION	1	70	6H-30	CLIP, Tube to Steering Assy	2
33	31F-5	ADAPTER UNION	1	71	-----	STEERING ASSY — See Index	—
34	545204	ADAPTER UNION (Inc. 35)	1	72	573655	PIPE, Bowl Up Line	1
35	91F-8	"O" RING, Adapter to Valve	1	73	573661	PIPE, Bowl Down Line	1
36	545204	ADAPTER UNION (Inc. 37)	1	74	573659	PIPE, Ejector Forward Line	1
37	91F-8	"O" RING, Adapter to Valve	1	75	573657	PIPE, Ejector Return Line	1
38	-----	CONTROL VALVE — See Index	—				

GROUP	FLANGE HALF	"O" RING	BOLT	LKWSHR	SIZE
No. Req'd Per Connection	2	1	4	4	
"A"	663092	25K-40110	17C-620	4E-06	¾
"B"	663094	25K-40116	17C-724	4E-07	1¼
"C"	663098	25K-40312	17C-1028	4E-10	3

WHEN ORDERING PARTS, ALWAYS STATE MODEL AND SERIAL NO. OF MACHINE



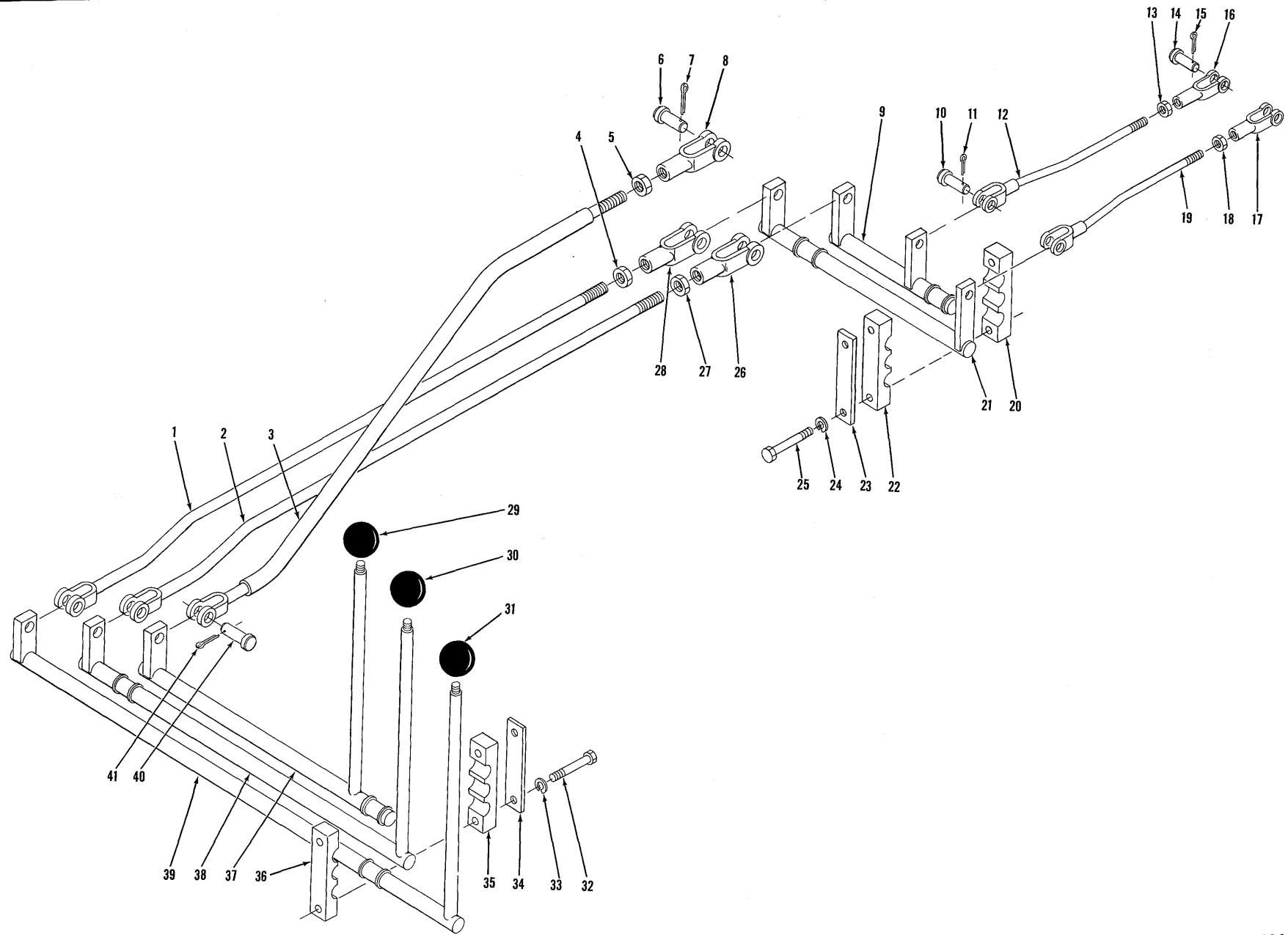
TS-7679-P

HYDRAULIC PUMP — APRON, BOWL AND EJECTOR

Item No.	Part No.	Description	No. Req'd.	Item No.	Part No.	Description	No. Req'd.
A	574345	PUMP ASSY (Inc. 1 thru 25, 28, 31 thru 43)	1	23	—	§ RING — See "C"	1
B	946593	CARTRIDGE KIT (Inc. 10, 12 thru 17) (Cover End)	1	24	—	§ ROTOR — See "C"	1
C	946594	CARTRIDGE KIT (Inc. 19, 20, 22 thru 25) (Shaft End)	1	25	893011	VANE KIT — See "C"	1
D	946592	SEAL KIT (Inc. 5 thru 9, 31, 32, 38 thru 42)	1	26	564687	ADAPTER PLATE, Pump to Torque Converter	1
1	—	§ SCREW, Rotation Plate to Cover	2	27	561807	GASKET, Pump to Adapter Plate	1
2	—	§ PLATE, Rotation	1	28	946590	BODY, Pump	1
3	17C-732	BOLT, Cover to Housing	4	29	4E-10	LKWSHR, Pump to Adapter Plate	2
4	946588	COVER, Pump	1	30	18C-1024	BOLT, Pump to Adapter Plate	2
5	—	§ RING, Back-Up — See "D"	1	31	—	§ WIPER, Shaft — See "D"	1
6	—	§ "O" RING, Pressure Plate — See "D"	1	32	—	§ SEAL, Shaft — See "D"	1
7	—	§ "O" RING, Pressure Plate — See "D"	1	33	892125	WASHER	1
8	—	§ RING, Back-Up — See "D"	1	34	946611	SHAFT, Pump	1
9	—	§ SEAL RING, Cover to Housing — See "D"	1	35	742539	BEARING, Shaft	1
10	—	§ PLATE, Pressure — See "B"	1	36	711298	SNAP RING, Bearing to Shaft	1
11	896492	BOLT, Housing to Body	4	37	799371	SNAP RING, Bearing to Body	1
12	—	§ ROTOR — See "B"	1	38	—	§ RING, Back-Up — See "D"	1
13	896493	VANE KIT — See "B"	1	39	—	§ "O" RING, Pressure Plate — See "D"	1
14	—	§ RING — See "B"	1	40	—	§ "O" RING, Pressure Plate — See "D"	1
15	—	§ WEAR PLATE — See "B"	1	41	—	§ RING, Back-Up — See "D"	1
16	—	§ PIN — See "B"	2	42	—	§ SEAL RING, Body to Housing — See "D"	1
17	—	§ SCREW, Cartridge Kit — See "B"	2	43	—	§ PLATE, Pressure — See "C"	1
18	946589	HOUSING, Pump	1	44	552161	† GASKET, Adapter to Torque Converter	1
19	—	§ PIN — See "C"	2	45	17C-820	† BOLT, Adapter to Torque Converter	4
20	—	§ SCREW, Cartridge Kit — See "C"	2	46	4E-08	† LKWSHR, Adapter to Torque Converter	4
21	—	§ BUSHING, Wear Plate	1	47	219413	† SLEEVE, Pump Drive (Inc. 48)	1
22	—	§ WEAR PLATE (Inc. 21) — See "C"	1	48	664140	† SNAP RING, Drive Sleeve	1

§ Not Sold Separately
† Not Illustrated

WHEN ORDERING PARTS, ALWAYS STATE MODEL AND SERIAL NO. OF MACHINE



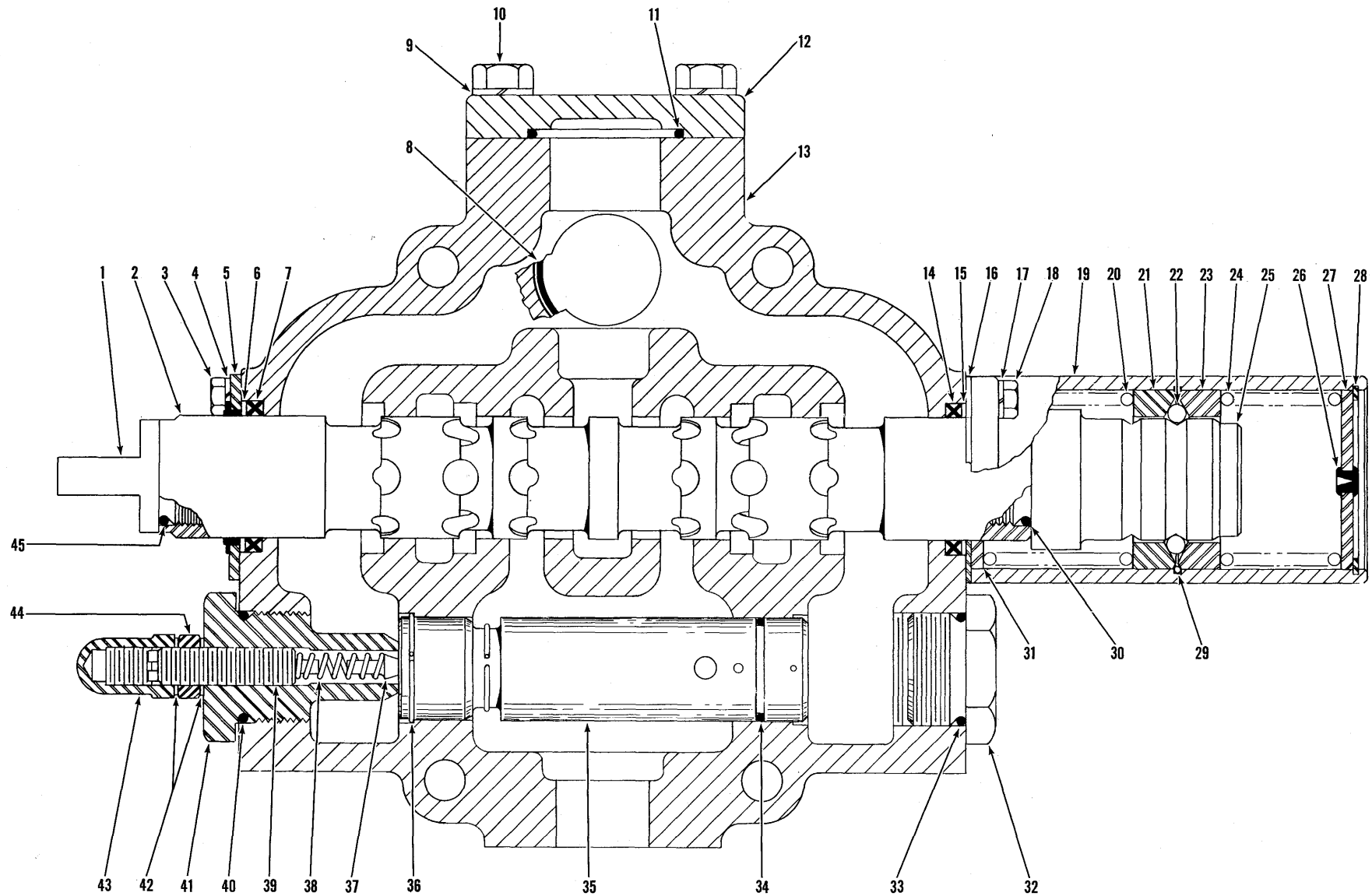
VALVE CONTROL LEVERS AND LINKAGE

TS-7680-P

VALVE CONTROL LEVERS AND LINKAGE

Item No.	Part No.	Description	No. Req'd.
1	574329	ROD ASSY, Rear Cross (Inc. 4, 28)	1
2	574329	ROD ASSY, Center Cross (Inc. 26, 27)	1
3	573823	ROD ASSY, Front Cross (Inc. 5, 8)	1
4	8D-08	NUT, Clevis Jam	1
5	8D-08	NUT, Clevis Jam	1
6	4F-08127	PIN, Clevis to Bell Cranks	3
7	1F-416	COTTER, Clevis Pin	3
8	2J-8300	CLEVIS, Rod to Valve	1
9	573920	BELL CRANK	1
10	4F-06106	PIN, Rod to Bell Crank	2
11	1F-312	COTTER, Clevis Pin	2
12	1524925	ROD, Bell Crank to Valve (Inc. 13, 16)	1
13	8D-05	NUT, Clevis Jam	1
14	4F-05062	PIN, Clevis to Valve	2
15	1F-310	COTTER, Clevis Pin	2
16	2J-5204	CLEVIS, Rod to Valve	1
17	2J-5204	CLEVIS, Rod to Valve	1
18	8D-05	NUT, Clevis Jam	1
19	1524925	ROD, Bell Crank to Valve (Inc. 17, 18)	1
20	559947	SUPPORT, Bell Cranks	2
21	573919	BELL CRANK	1
22	559947	SUPPORT, Bell Crank	2
23	559950	PLATE, Bell Crank Supports	2
24	4E-06	LKWSHR, Support to Reservoir	4
25	18C-640	BOLT, Support to Reservoir	4
26	2J-8300	CLEVIS, Rod to Bell Crank	1
27	8D-08	NUT, Clevis Jam	1
28	2J-8300	CLEVIS, Rod to Bell Crank	1
29	565389	KNOB, Control Rod Front	1
30	565389	KNOB, Control Rod Center	1
31	565389	KNOB, Control Rod Rear	1
32	18C-640	BOLT, Support to Cockpit	4
33	4E-06	LKWSHR, Support to Cockpit	4
34	559950	PLATE, Control Rod Supports	2
35	559947	SUPPORT, Control Rods	2
36	559947	SUPPORT, Control Rods	2
37	570433	CONTROL ROD, Front	1
38	570429	CONTROL ROD, Center	1
39	570435	CONTROL ROD, Rear	1
40	4F-08127	PIN, Control Rod to Cross Rod	3
41	1F-416	COTTER, Clevis Pin	3

WHEN ORDERING PARTS, ALWAYS STATE MODEL AND SERIAL NO. OF MACHINE



[72]

CONTROL VALVE ASSEMBLY

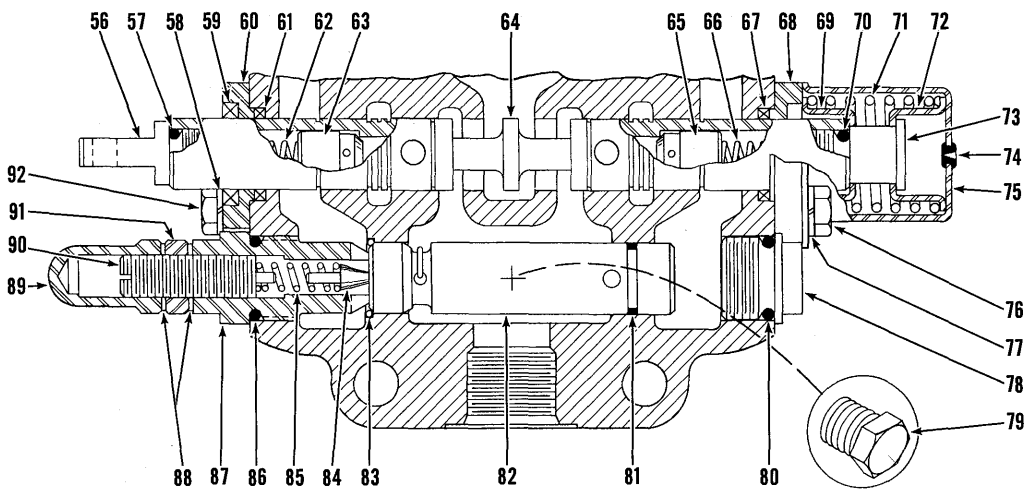
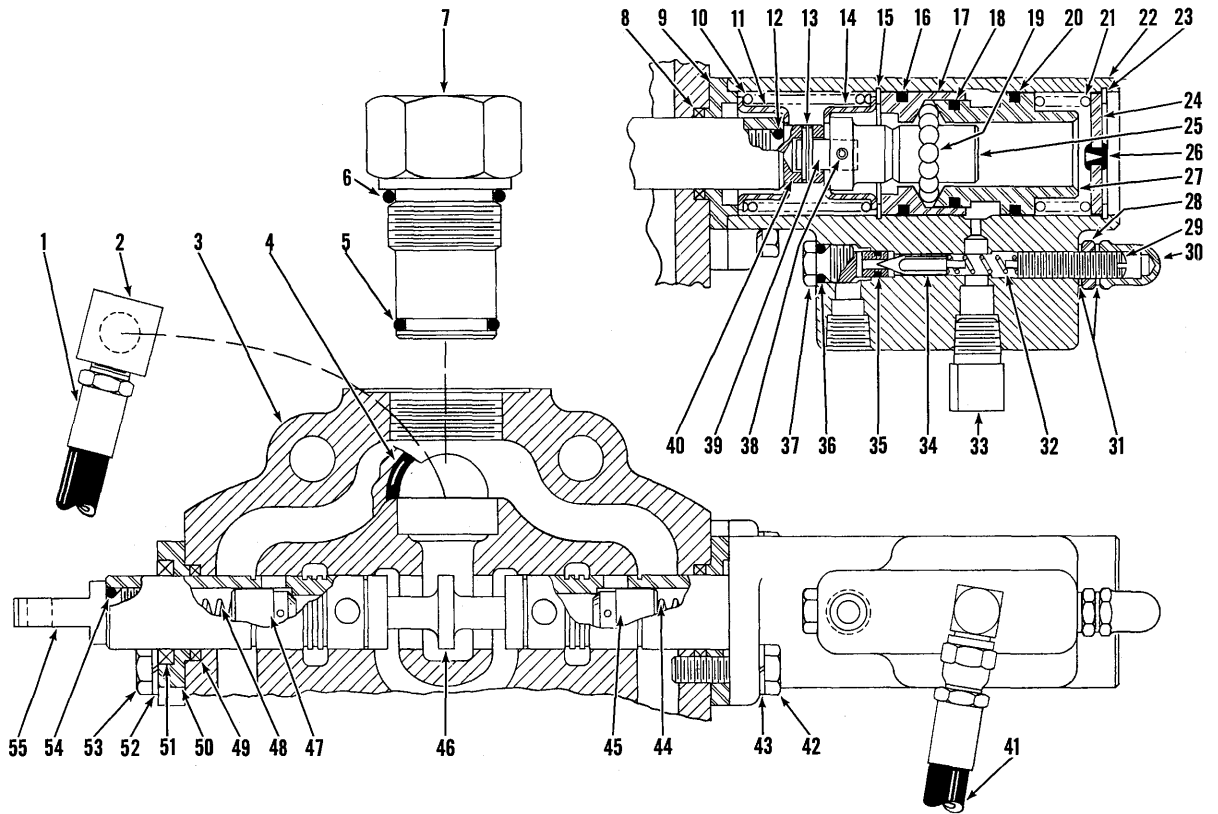
TS-7636-P

CONTROL VALVE ASSEMBLY

Item No.	Part No.	Description	No. Req'd.
A	573583	VALVE ASSY, Control (Inc. 1 thru 45)	1
1	943180	EYE, Plunger	1
2	-----	§ PLUNGER, Operating — See "A"	—
3	1C-412	BOLT, Wiper to Housing	2
4	4E-04	LKWSHR, Wiper to Housing	2
5	893291	WIPER, Plunger	1
6	944837	RING, Back-Up	1
7	946585	SEAL, Plunger Oil	1
8	25K-40120	"O" RING, Valve Mounting	1
9	4E-08	LKWSHR, Cover to Housing	4
10	1C-820	BOLT, Cover to Housing	4
11	25K-40128	"O" RING, Cover to Housing	1
12	943191	COVER, Housing — See "A"	1
13	-----	§ HOUSING, Valve	—
14	946585	SEAL, Plunger Oil	1
15	944837	RING, Back-Up	1
16	944838	PLATE, Seal Retaining	1
17	4E-04	LKWSHR, Cover to Housing	4
18	1C-416	BOLT, Cover to Housing	4
19	946520	COVER, Detent	1
20	945494	SPRING, Plunger Return	1
21	945290	RETAINER, Ball	1
22	10J-08	BALL, Detent	20
23	945290	RETAINER, Ball	1
24	946185	SPRING, Detent	1
25	946521	CAP, Detent	1
26	886763	PLUG, Bleeder	1
27	944844	PLUG, Detent Cover	1
28	663823	RING, Plug Retaining	1
29	946522	SNAP RING, Ball Retainer	1
30	943179	"O" RING, Cap	1
31	946523	SPACER, Spring to Housing	1
32	875279	CAP, Relief Valve	1
33	25K-40108	"O" RING, Cap	1
34	945860	"O" RING, Relief Valve	1
35	945496	VALVE ASSY, Relief (Inc. 34, 36)	1
36	944802	RING, Relief Valve Retaining	1
37	886739	POPPET, Relief Valve	1
38	886753	SPRING, Relief Valve	1
39	944855	SCREW, Relief Valve Adjusting	1
40	25K-40108	"O" RING, Adjusting Cap	1
41	945497	CAP, Relief Valve Adjusting	1
42	613750	WASHER, Jam Nut	2
43	944853	NUT, Acorn	1
44	8D-08	NUT, Jam	1
45	943179	"O" RING, Plunger Eye	1
46	18C-872	† BOLT, Valve to Reservoir	3
47	4E-08	† LKWSHR, Valve to Reservoir	3

§Not Sold Separately
†Not Illustrated

WHEN ORDERING PARTS, ALWAYS STATE MODEL AND SERIAL NO. OF MACHINE



CONTROL VALVE ASSEMBLY

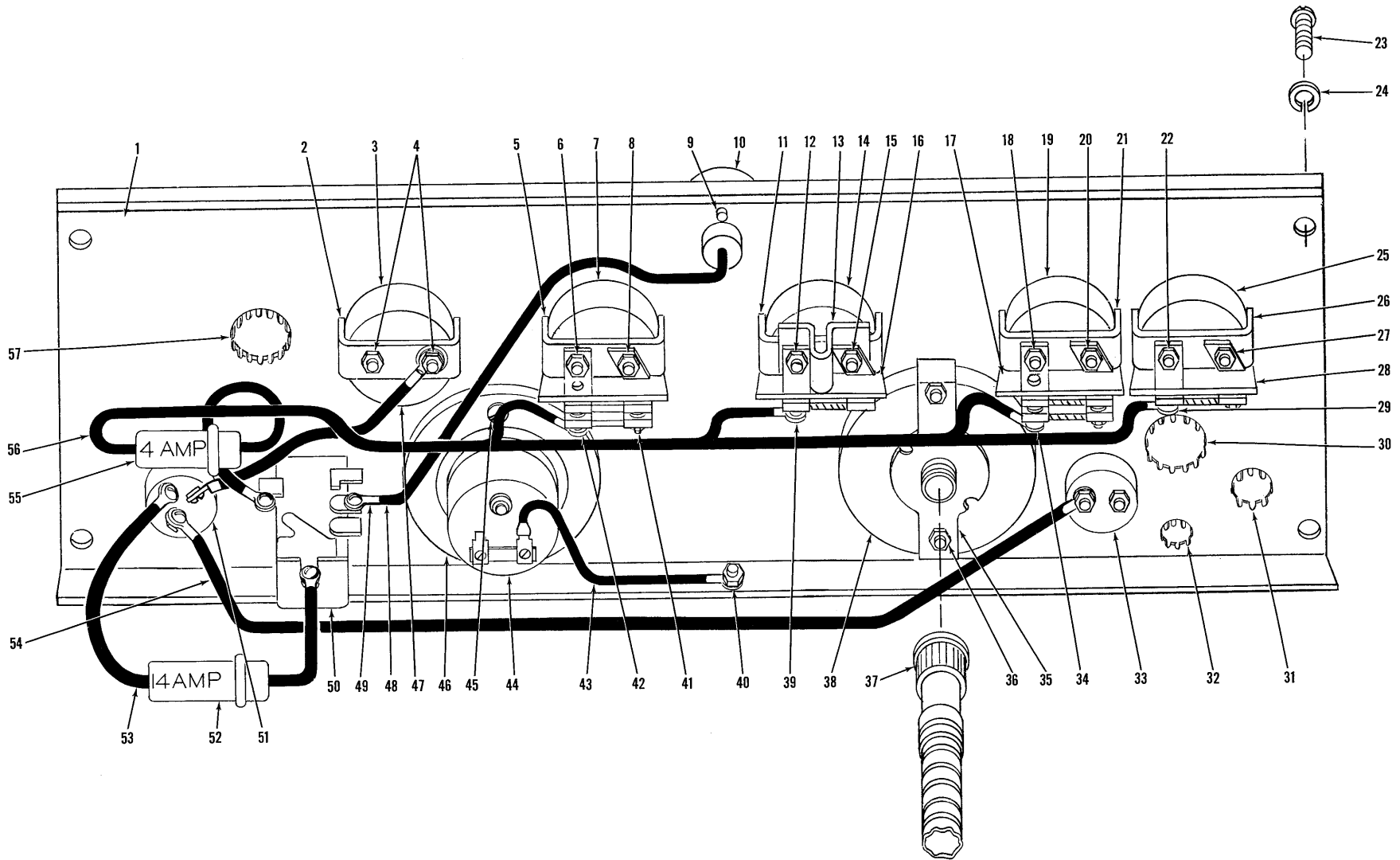
TS-7635-P

CONTROL VALVE ASSEMBLY

Item No.	Part No.	Description	No. Req'd.	Item No.	Part No.	Description	No. Req'd.
A	573584	VALVE ASSY, Control (Inc. 1 thru 92)	1	48	871388	SPRING, Check	1
1	946527	HOSE ASSY	1	49	945225	SEAL, Plunger Oil	1
2	784473	ELBOW, Hose	1	50	945224	PLATE, Seal Retaining	1
3	—	§ HOUSING, Valve — See "A"	—	51	1302437	WIPER, Plunger	1
4	25K-40106	"O" RING, Valve Mounting	1	52	4E-05	LKWSHR, Plate to Housing	2
5	1308911	"O" RING, Lower	1	53	1C-514	BOLT, Plate to Housing	2
6	946524	"O" RING, Upper	1	54	945221	"O" RING, Plunger Eye	1
7	896081	CARRY OVER, High Pressure	1	55	945226	EYE, Plunger	1
8	945225	SEAL, Plunger Oil	1	56	945226	EYE, Plunger	1
9	945849	PLATE, Seal Retaining	1	57	945221	"O" RING, Plunger Eye	1
10	888455	SPRING, Return	1	58	4E-05	LKWSHR, Plate to Housing	2
11	888451	GUIDE, Spring	1	59	1302437	WIPER, Plunger	1
12	945221	"O" RING, Cap	1	60	945224	PLATE, Seal Retaining	1
13	300232	ROLL PIN	1	61	945225	SEAL, Plunger Oil	1
14	888451	GUIDE, Spring	1	62	871388	SPRING, Check	1
15	1300582	RING, Retaining	1	63	945590	CHECK	1
16	945218	"O" RING, Ball Retainer	1	64	—	§ PLUNGER, Operating — See "A"	—
17	945217	RETAINER, Ball	1	65	945590	CHECK	1
18	945216	"O" RING, Ball Retainer	1	66	871388	SPRING, Check	1
19	10J-06	BALL	12	67	945225	SEAL, Plunger Oil	1
20	945218	"O" RING, Ball Retainer	1	68	945224	PLATE, Seal Retaining	1
21	945233	SPRING, Detent	1	69	888451	GUIDE, Spring	1
22	946526	COVER, Detent	1	70	945221	"O" RING, Cap	1
23	755855	RING, Retaining	1	71	888455	SPRING, Return	1
24	886762	PLUG, Detent Cover	1	72	888451	GUIDE, Spring	1
25	946525	CAP, Detent	1	73	888456	CAP, Plunger	1
26	886763	PLUG, Bleeder	1	74	886745	PLUG, Bleeder	1
27	945231	RETAINER, Ball	1	75	886749	COVER, Return Spring	1
28	8D-05	NUT, Jam	1	76	1C-514	BOLT, Cover to Housing	2
29	946263	SCREW, Adjusting	1	77	4E-05	LKWSHR, Cover to Housing	2
30	944904	NUT, Acorn	1	78	945227	CAP	1
31	865149	WASHER	2	79	40K-04	PLUG, Pipe	1
32	944875	SPRING, Poppet	1	80	25K-40024	"O" RING, Cap	1
33	731745	ELBOW, Hose	1	81	945832	"O" RING, Relief Valve	1
34	944876	POPPET	1	82	946241	RELIEF VALVE (Inc. 81, 83)	1
35	25K-20006	"O" RING, Poppet	1	83	946528	RING, Relief Valve Retaining	1
36	25K-20010	"O" RING, Cap	1	84	886739	POPPET, Relief Valve	1
37	944877	SEAT, Poppet	1	85	886753	SPRING, Relief Valve	1
38	730432	ROLL PIN	1	86	25K-40024	"O" RING, Adjusting Cap	1
39	888449	PIN	1	87	945732	CAP, Adjusting	1
40	888450	CAP, Plunger	1	88	613750	WASHER	2
41	—	HOSE — See "1"	—	89	944853	NUT, Acorn	1
42	1C-520	BOLT, Detent Cover to Housing	2	90	944890	SCREW, Adjusting	1
43	4E-05	LKWSHR, Detent Cover to Housing	2	91	8D-08	NUT, Jam	1
44	871388	SPRING, Check	1	92	1C-514	BOLT, Plate to Housing	1
45	945590	CHECK	1	93	18C-856	† BOLT, Valve to Reservoir	3
46	—	§ PLUNGER, Operating — See "A"	—	94	4E-08	† LKWSHR, Valve to Reservoir	3
47	945590	CHECK	1				

§Not Sold Separately
†Not Illustrated

WHEN ORDERING PARTS, ALWAYS STATE MODEL AND SERIAL NO. OF MACHINE



[76]

INSTRUMENT PANEL

TS-7681-P

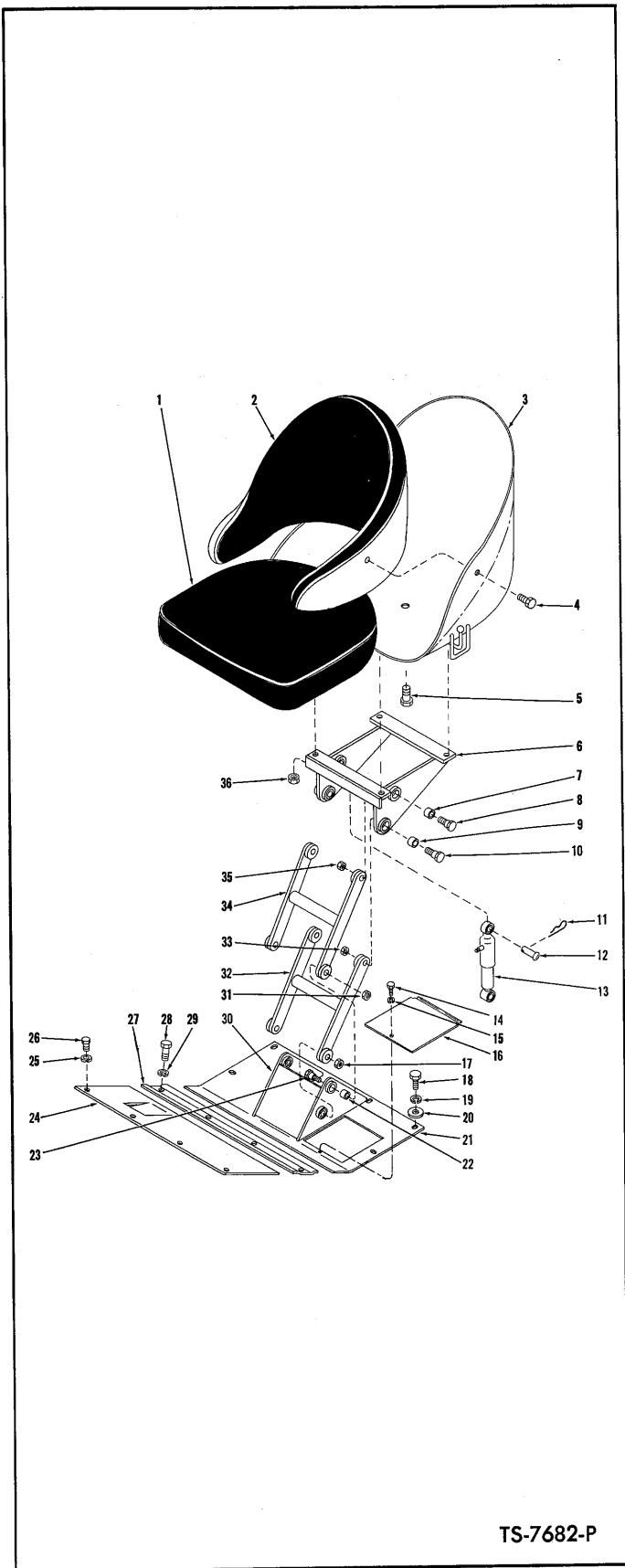
INSTRUMENT PANEL

Item No.	Part No.	Description	No. Req'd.	Item No.	Part No.	Description	No. Req'd.
1	559238	PANEL, Instrument	1	29A	12E-8	†LKWSHR, Adapter	1
2	601212	CLAMP, Ammeter	1	30	742710	PLUG BUTTON	1
3	550735	AMMETER	1	31	696073	PLUG BUTTON	1
4	14D-10	NUT, Ammeter	3	32	661863	PLUG BUTTON	1
4A	12E-10	†LKWSHR, Ammeter	2	33	600259	PUSH BUTTON, Starter (Inc. 33A)	1
5	601212	CLAMP, Conv. Temp. Gauge	1	33A	857420	†RUBBER BOOT, Push Button	1
6	14D-10	NUT, Conv. Temp. Gauge	2	34	12D-8	NUT, Adapter	1
6A	12E-10	†LKWSHR, Conv. Temp. Gauge	2	34A	12E-8	†LKWSHR, Adapter	2
7	551321	GAUGE, Converter Temperature	1	35	-----	§CLAMP, Tachometer — See 38	1
8	12D-8	NUT, Conv. Temp. Gauge	1	36	-----	§NUT, Tachometer	2
8A	12E-8	†LKWSHR, Conv. Temp. Gauge	1	36A	-----	§†LKWSHR, Tachometer	2
9	18G-606	SCREW, Dash Lamp	2	37	560816	SHAFT, Tachometer Cable	1
9A	12E-6	†LKWSHR, Dash Lamp	2	38	559978	TACHOMETER (Inc. 35, 36, 36A)	1
10	574276	LAMP, Dash (Inc. 10A, 48)	1	39	12D-8	NUT, Adapter	1
10A	945055	†BULB, Dash Lamp	1	39A	12E-8	†LKWSHR, Adapter	2
11	601212	CLAMP, Oil Pressure Gauge	1	40	3G-1008	SCREW, Ground Wire	1
12	14D-10	NUT, Oil Pressure Gauge	2	40A	12D-10	†NUT, Ground Wire	1
12A	12E-10	†LKWSHR, Oil Pressure Gauge	2	40B	12E-10	†LKWSHR, Ground Wire	1
13	602350	SEPARATOR, Oil Pressure Gauge	1	41	525374	ADAPTER, Conv. Temp. Gauge	1
14	551319	GAUGE, Engine Oil Pressure	1	42	12D-8	NUT, Adapter	1
15	12D-8	NUT, Oil Pressure Gauge	1	42A	12E-8	†LKWSHR, Adapter	2
15A	12E-8	†LKWSHR, Oil Pressure Gauge	1	43	536999	WIRE, Hourmeter Ground	1
16	551254	ADAPTER, Oil Pressure Gauge	1	44	886620	HOURMETER, Engine (Inc. 45, 45A) ..	1
17	525374	ADAPTER, Engine Temp. Gauge	1	45	3G-604	SCREW, Hourmeter	3
18	14D-10	NUT, Engine Temp. Gauge	2	45A	12E-6	†LKWSHR, Hourmeter	3
18A	12E-10	†LKWSHR, Engine Temp. Gauge	2	46	551251	DAMPENER, Hourmeter Vibration	1
19	551322	GAUGE, Engine Temperature	1	47	695650	WIRE, Ammeter to Ignition Switch	1
20	12D-8	NUT, Engine Temp. Gauge	1	48	-----	§WIRE, Dash Lamp — See 10	1
20A	12E-8	†LKWSHR, Engine Temp. Gauge	1	49	574275	TAB	1
21	601212	CLAMP, Engine Temp. Gauge	1	50	550741	SWITCH, Light	1
22	14D-10	NUT, Air Pressure Gauge	2	50A	550742	†ROD, Light Switch	1
22A	12E-10	†LKWSHR, Air Pressure Gauge	2	50B	550743	†BUSHING, Light Switch	1
23	31G-409	SCREW, Panel to Cockpit	4	51	573548	SWITCH, Ignition	1
24	6E-04	LKWSHR, Panel to Cockpit	4	52	661556	FUSE — 14 AMP	1
25	517228	GAUGE, Air Pressure	1	53	590700	WIRE, Ignition Switch to Light Switch	1
26	601212	CLAMP, Air Pressure Gauge	1	54	553620	WIRE, Ignition Switch to Starter Button	1
27	12D-8	NUT, Air Pressure Gauge	1	55	661555	FUSE — 4 AMP	1
27A	12E-8	†LKWSHR, Air Pressure Gauge	1	56	573790	WIRE, Light Switch to Gauges	1
28	551254	ADAPTER, Air Pressure Gauge	1	57	742710	PLUG BUTTON	1
29	12D-8	NUT, Adapter	1				

†Not Illustrated
§Not Sold Separately

WHEN ORDERING PARTS, ALWAYS STATE MODEL AND SERIAL NO. OF MACHINE

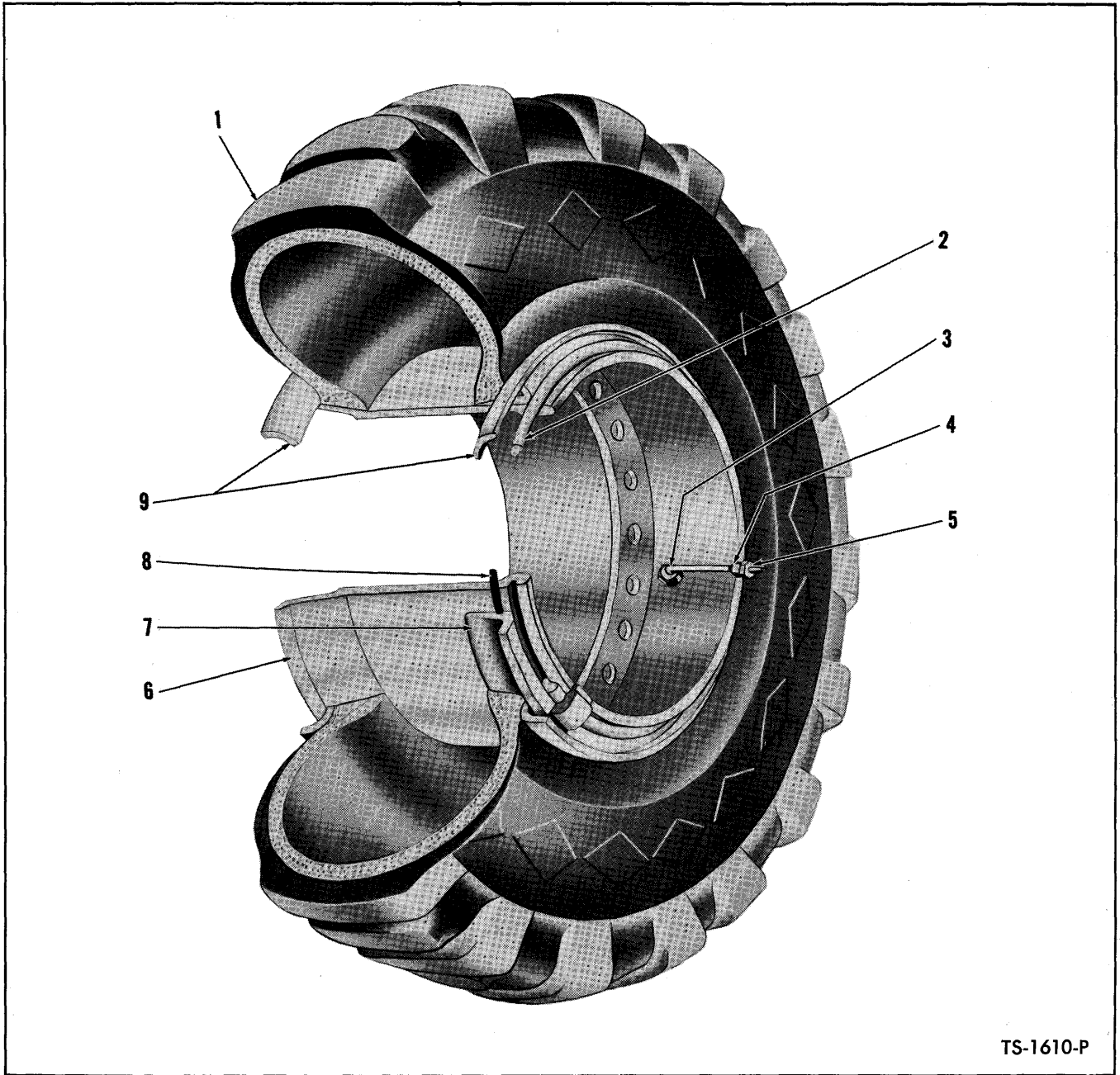
SEAT AND FLOORBOARDS



TS-7682-P

Item No.	Part No.	Description	No. Req'd.
A	546687	SEAT ASSY (Inc. 1 thru 5)	1
1	944499	CUSHION, Seat	1
2	944981	CUSHION, Back-Rest	1
3	944982	BUCKET	1
4	1C-610	BOLT, Back-Rest Attaching	5
5	1C-610	BOLT, Seat Cushion Attaching	2
6	946131	CARRIAGE ASSY (Inc. 7, 9)	1
7	945798	BUSHING, Carriage	2
8	945804	BOLT, Carriage to Upper Arm	2
9	945798	BUSHING, Carriage	2
10	945804	BOLT, Carriage to Lower Arm	2
11	1618606	HAIRPIN, Shock Absorber Attaching	2
12	943663	PIN, Shock Absorber Attaching	2
13	559107	SHOCK ABSORBER ASSY	1
14	18C-412	BOLT, Cover Plate Attaching	1
15	4E-04	LKWSHR, Cover Plate Attaching	1
16	594250	PLATE, Cover	1
17	43D-08	NUT, Base to Lower Arm	2
18	18C-616	BOLT, Rear Floorboard to Cockpit	6
19	4E-06	LKWSHR, Rear Floorboard to Cockpit	6
20	571003	WASHER, Rear Floorboard to Cockpit	6
21	566286	FLOORBOARD & SEAT SUSPENSION ASSY (Inc. 6 thru 10, 17, 21A, 21B, 22, 23, 30 thru 35)	1
21A	580842	FLOORBOARD, (Only) Rear	1
21B	559106	SEAT SUSPENSION ASSY (Inc. 6 thru 10, 17, 22, 23, 30 thru 35)	1
22	945798	BUSHING, Seat Suspension Base	4
23	945804	BOLT, Base to Lower & Upper Arms	4
24	580843	FLOORBOARD, Front	1
25	4E-06	LKWSHR, Floorboard to Cockpit	4
26	18C-616	BOLT, Floorboard to Cockpit	4
27	580845	PLATE, Floorboard Clamp	1
28	18C-616	BOLT, Clamp Plate to Cockpit	4
29	4E-06	LKWSHR, Clamp Plate to Cockpit	4
30	946130	BASE, Seat Suspension	1
31	43D-08	NUT, Base to Upper Arm	2
32	945796	ARM, Lower	1
33	43D-08	NUT, Carriage to Lower Arm	2
34	945796	ARM, Upper	1
35	43D-08	NUT, Carriage to Upper Arm	2
36	18D-05	NUT, Seat to Carriage	4

WHEN ORDERING PARTS, ALWAYS STATE MODEL AND SERIAL NO. OF MACHINE



TS-1610-P

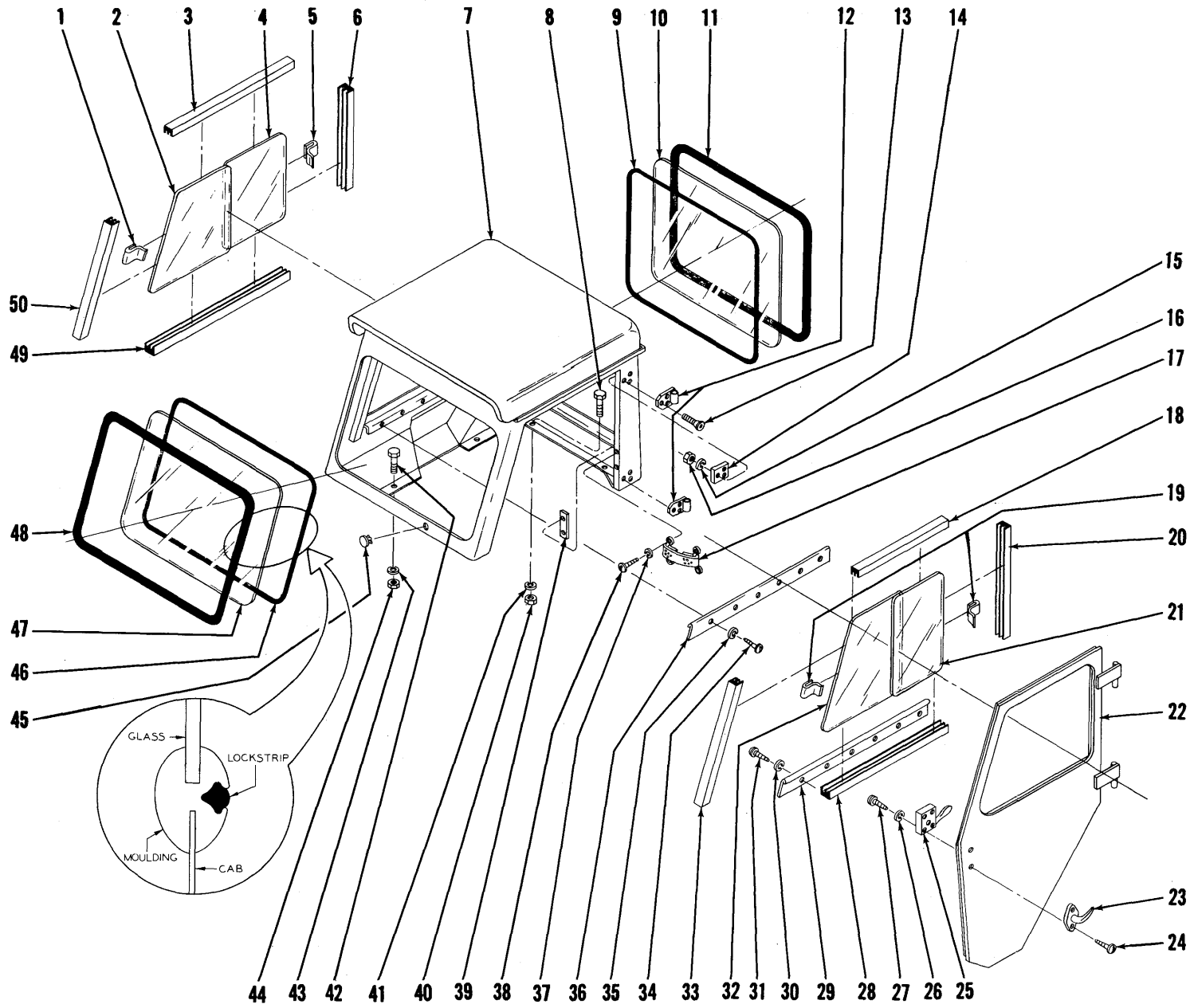
WHEEL AND TIRE DATA — 23.5 x 25

Item No.	Part No.	Description	No. Req'd.
1	-----	§TIRE — 23.5 x 25	2
2	580274	RING, Lock	2
3	509445	VALVE STEM (Inc. 4, 5)	2
4	551684	ADAPTER, Valve Stem	2
5	551685	CAP, Valve Stem	2
6	581648	WHEEL — 23.5 x 25	2
7	553956	BAND, Bead Seat	2
8	580278	"O" RING	2
9	551341	FLANGE	4
10	529310	†PLUG, Water Filling	2

†Not Illustrated

§Not Sold Separately

WHEN ORDERING PARTS, ALWAYS STATE MODEL AND SERIAL NO. OF MACHINE



CAB ASSEMBLY

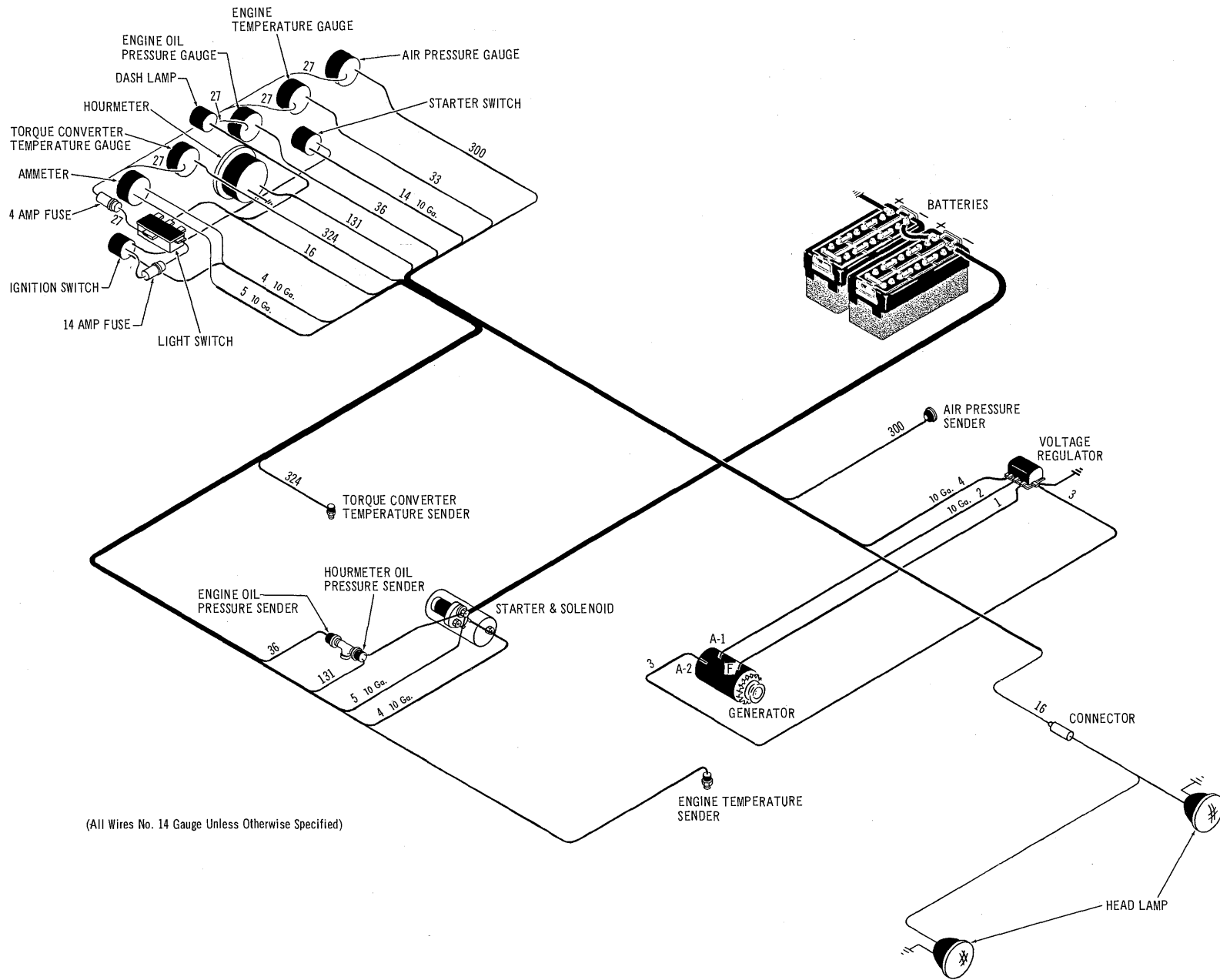
TS-1144-P

CAB ASSEMBLY

Item No.	Part No.	Description	No. Req'd.	Item No.	Part No.	Description	No. Req'd.
A	592863	CAB ASSY (Inc. 1 thru 50, 52, 53)	1	25	138249	LATCH, Inside Door	1
1	139675	FINGER LIFT, Sliding Glass	1	26	17E-10	LKWSHR, Door Latch	4
1A	139676	†TAPE, Insulating	1 ft.	27	2G-1012	SCREW, Door Latch	4
2	-----	GLASS PATTERN, Front Sliding Window (See 51)	1	28	569696	CHANNEL, Sliding Window — Bottom	2 ft.
3	569696	CHANNEL, Sliding Window — Top	2 ft.	29	138248	STRIP, Door Window Retaining	1
4	-----	GLASS PATTERN, Rear Sliding Window (See 51)	1	30	17E-10	LKWSHR, Retaining Strip Attaching	6
5	139675	FINGER LIFT, Sliding Window	1	31	18G-1008	SCREW, Retaining Strip Attaching	6
5A	139676	†TAPE, Insulating	1 ft.	32	-----	GLASS PATTERN, Front Sliding Window (See 51)	1
6	569696	CHANNEL, Sliding Window — Rear	3 ft.	33	569696	CHANNEL, Sliding Window — Front	2 ft.
7	138101	BODY, Cab	1	34	18G-1008	SCREW, Retaining Strip Attaching	6
8	18C-816	BOLT, Cab Attaching	2	35	17E-10	LKWSHR, Retaining Strip Attaching	6
9	138668	LOCKSTRIP, Rear Window Moulding	9 ft.	36	138298	STRIP, Sliding Window Retaining	1
10	-----	GLASS PATTERN, Rear Window	1	37	17E-10	LKWSHR, Check Strap Attaching	4
11	138667	MOULDING, Rear Window	9 ft.	38	2G-1012	SCREW, Check Strap Attaching	4
12	138288	HINGE, Door Pivot	2	39	138379	PLATE, Check Strap Backing	2
13	9G-520	SCREW, Door Hinge — Allen Head	6	40	18D-08	NUT, Cab Attaching	2
14	138291	PLATE, Hinge Back-Up	2	41	-----	OMIT	—
15	-----	OMIT	—	42	2C-612	BOLT, Cab Attaching	8
16	17D-2	NUT, Door Hinge	6	43	4E-06	LKWSHR, Cab Attaching	8
17	138232	STRAP, Door Check	2	44	2D-06	NUT, Cab Attaching	8
18	569696	CHANNEL, Sliding Window — Top	3 ft.	45	743200	BUTTON, Plug — Windshield Wiper Hole	1
19	139675	FINGER LIFT, Sliding Glass	2	46	138668	LOCKSTRIP, Windshield Moulding	9
19A	139676	†TAPE, Insulating	2 ft.	47	-----	GLASS PATTERN, Windshield (See 51)	1
20	569696	CHANNEL, Sliding Window — Rear	2 ft.	48	138667	MOULDING, Windshield	9 ft.
21	-----	GLASS PATTERN, Rear Sliding Window (See 51)	1	49	569696	CHANNEL, Sliding Window — Bottom	2 ft.
22	593219	DOOR ASSY, (Inc. 12 thru 33, 37, 38, 39)	1	50	569696	CHANNEL, Sliding Window — Front	2 ft.
22A	138238	PANEL, Door	1	51	943861	GLASS PATTERN KIT (Inc. 2, 4, 10, 21, 32, 47)	1
23	138198	HANDLE, Door — Outside	1	52	139149	†CHANNEL, Glass Divider	4 ft.
24	742950	SCREW, Outside Door Handle	2	53	943623	†WEATHERSTRIP, Door	13 ft.

†Not Illustrated

WHEN ORDERING PARTS, ALWAYS STATE MODEL AND SERIAL NO. OF MACHINE



(All Wires No. 14 Gauge Unless Otherwise Specified)

WIRING DIAGRAM

TS-7672-P

WIRING AND BATTERY CABLES

Item No.	Part No.	Description	No. Req'd.
1	1525048	CABLE, Battery Connector	1
2	592984	CABLE, Battery to Ground	1
3	546813	CABLE, Battery to Solenoid	1
4	581063	CABLE, Starter to Ground	1
5	573793	HARNESS, Main Wiring	1
6	573791	HARNESS, Generator to Regulator	1
7	593206	WIRE, Terminal to Head Lamps	1
8	558525	WIRE, Solenoid to Hourmeter Pressure Switch	1
9	551879	WIRE, Regulator to Ground	1
10	18C-612	BOLT, Ground Cable Attaching	1
11	18D-06	NUT, Ground Cable Attaching	1
12	731972	GROMMET, Cockpit	1
13	530533	GROMMET, Cockpit	1
14	511426	GROMMET, Cockpit	1
15	552438	GROMMET, Battery Compartment	1

HEAD LAMPS

16	582057	LAMP ASSY, Head — Floodlight	2
17	551244	SEAL UNIT (Floodlight)	2
18	50D-10	NUT, Head Lamp	6

DECALS AND PLATES

19	547852	*DECAL, Michigan	2
20	559283	*DECAL, Model	2
21	538256	*DECAL, Drain	1
22	548520	*DECAL, Torque Converter	1
23	562302	PLATE, Lubrication Instruction	1
23A	6C-705	DRIVE SCREW, Plate	4
24	538258	*DECAL, Starter	1
25	1520495	*DECAL, "Best on Earth"	2
26	570875	PLATE, Shift Quadrant	1
26A	6C-705	DRIVE SCREW, Plate	3
27	569389	PLATE, Emergency Stop	1
27A	6C-605	DRIVE SCREW, Plate	2
28	542074	PLATE, Patent	2
28A	6C-706	DRIVE SCREW, Plate	4

TOOLS

29	593410	**SLEEVE, Piston Rod Wiper Taper	1
30	593409	**RING, Packing Compressor	1

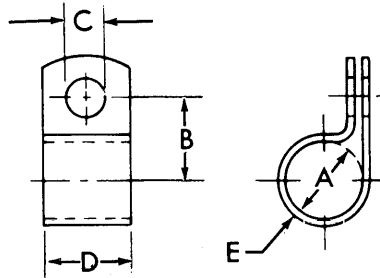
*NOTE: Contact your Michigan distributor for the above listed decals.
 **NOTE: Optional Equipment — Not furnished with machine.

WHEN ORDERING PARTS, ALWAYS STATE MODEL AND SERIAL NO. OF MACHINE

WIRING, PIPE AND HOSE CLIPS

The following types of clips are used in connection with the various wiring, fuel, air and hydraulic piping systems employed in this unit. When replacing clips identification can be made by checking type and physical dimensions listed to obtain part number.

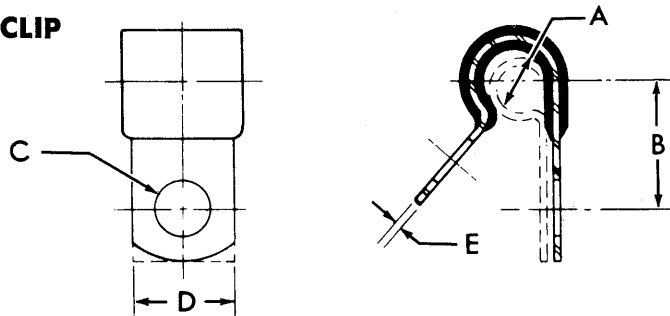
CLOSED CLIP



TS-5009-P

Item No.	PART NUMBER	A	B	C	D	E
1	6H-33	$\frac{3}{16}$	$\frac{3}{4}$	$1\frac{1}{32}$	$\frac{7}{8}$.032

INSULATED CLIP



TS-5008-P

Item No.	PART NUMBER	A	B	C	D	E
2	30H-7	$\frac{1}{8}$	$1\frac{5}{32}$	$\frac{3}{32}$	$\frac{1}{2}$.025
3	30H-14	$\frac{1}{4}$	$1\frac{7}{32}$	$\frac{3}{32}$	$\frac{1}{2}$.032
4	30H-16	$\frac{1}{4}$	$2\frac{1}{32}$	$1\frac{3}{32}$	$\frac{3}{4}$.032
5	30H-18	$\frac{5}{16}$	$\frac{7}{16}$	$\frac{3}{32}$	$\frac{1}{2}$.032
6	30H-19	$\frac{5}{16}$	$\frac{5}{8}$	$1\frac{1}{32}$	$\frac{5}{8}$.032
7	30H-22	$\frac{3}{8}$	$2\frac{1}{32}$	$1\frac{1}{32}$	$\frac{5}{8}$.032
8	30H-23	$\frac{3}{8}$	$2\frac{3}{32}$	$1\frac{3}{32}$	$\frac{3}{4}$.032
9	30H-27	$\frac{7}{16}$	$\frac{3}{4}$	$1\frac{3}{32}$	$\frac{3}{4}$.048
10	30H-29	$\frac{1}{2}$	$2\frac{1}{32}$	$\frac{3}{32}$	$\frac{1}{2}$.048
11	30H-31	$\frac{1}{2}$	$2\frac{5}{32}$	$1\frac{3}{32}$	$\frac{3}{4}$.048
12	30H-38	$\frac{5}{8}$	$2\frac{7}{32}$	$1\frac{3}{32}$	$\frac{3}{4}$.050
13	30H-40	$\frac{5}{8}$	$3\frac{1}{32}$	$1\frac{7}{32}$	1	.050
14	30H-45	$1\frac{3}{16}$	$\frac{7}{8}$	$1\frac{1}{32}$	$\frac{5}{8}$.048
15	30H-46	$1\frac{3}{16}$	$1\frac{5}{16}$	$1\frac{3}{32}$	$\frac{3}{4}$.050
16	30H-53	$\frac{5}{8}$	$2\frac{3}{32}$	$\frac{3}{32}$	$\frac{1}{2}$.048
17	30H-56	$1\frac{5}{16}$	$\frac{7}{8}$	$\frac{3}{32}$	$\frac{1}{2}$.048

BRACKET

No. Req'd.

18	582701	† BRACKET, Engine Emergency Stop Cable	1
19	594857	† BRACKET, Engine Stop Cable	1

†Not Illustrated

NUMERICAL INDEX

Part No.	Page No.	Part No.	Page No.	Part No.	Page No.	Part No.	Page No.
1C-412	73	4F-06106	71	17C-620	7, 59, 67	19F-1	33
1C-416	73	4F-08127	31, 71	17C-724	36, 39, 67	19F-4	51
1C-512	29, 32	5C-516	17	17C-732	68	19F-6	13, 40, 51
1C-514	32, 75	5C-612	17	17C-820	55, 68	19F-11	51
1C-520	75	5C-616	17	17C-824	40, 59	22F-6	17
1C-610	78	5E-05	29	17C-1028	43, 67	23F-4	51
1C-612	36, 53	5E-06	36	17D-2	9, 13, 81	24E-06	47
1C-622	36	5K-106	33	17E-10	81	24K-7	29
1C-624	17	5K-412	51	17F-2	51	25F-1	1
1C-632	43	5K-611	39, 59	17F-5	40	25K-20006	75
1C-636	17, 43	5K-824	17	17K-7	59	25K-20010	75
1C-640	17	6C-605	6, 83	17K-8	67	25K-20018	62
1C-720	43	6C-705	83	18C-410	11	25K-30012	35
1C-722	36, 37	6C-706	83	18C-412	6, 51	25K-30018	29, 32
1C-812	47	6E-04	11, 77	18C-420	1	25K-30030	29, 32
1C-820	19, 20, 21, 24, 36, 73	6H-15	64	18C-432	33	25K-30220	60
1C-888	53	6H-29	18	18C-456	6	25K-40024	29, 37, 75
1C-908	43	6H-30	67	18C-508	51	25K-40026	17
1C-1036	45	6H-32	18	18C-512	6, 51	25K-40100	29
1C-1056	43	6H-33	84	18C-516	11, 49	25K-40106	75
1F-207	6	6K-04	31	18C-536	59	25K-40108	53, 73
1F-208	6, 32	7J-4108	55	18C-612	7, 64, 67, 83	25K-40110	59, 67
1F-308	47	8C-716	36	18C-614	11	25K-40116	40, 67
1F-310	71	8C-820	19, 20, 22, 23, 35	18C-616	1, 11, 14, 64, 67, 78	25K-40120	61, 73
1F-312	6, 49, 71	8C-824	9	18C-618	11, 14	25K-40128	39, 40, 59, 73
1F-316	6, 31	8D-04	6	18C-620	1, 2, 7, 13, 31, 59, 64	25K-40224	53
1F-412	43, 47	8D-05	31, 62, 75	18C-628	39	25K-40312	53, 67
1F-416	31, 71	8D-06	35, 60	18C-632	31	25K-40408	24
1F-422	55	8D-07	53	18C-640	31, 71	25K-40416	36
1F-632	24, 35	8D-08	4, 31, 35, 41, 71, 73, 75	18C-720	59	25K-40420	35
1F-636	17, 20	8D-10	55	18C-816	81	25K-40424	35
1F-748	45	8D-12	55	18C-820	11	25K-40428	13, 64
1F-856	61	9G-520	81	18C-824	2, 11	25K-40500	61
1H-414	18	10H-25	31, 41, 43, 57, 61	18C-828	13, 14, 31, 59	25K-40616	45
1H-518	18	10H-35	55	18C-832	55	25K-40624	64
1H-534	18	10J-06	75	18C-840	55	25K-40816	17
2C-612	81	10J-08	25, 27, 35, 73	18C-856	75	25K-60116	17
2D-06	81	10J-09	53	18C-864	57	25K-60124	43
2E-06	53	10J-10	25	18C-868	57	25K-60204	24, 35
2E-14	53	10J-12	29, 48	18C-872	73	26F-3	17
2G-1005	14	10J-24	29	18C-880	57	26K-212	39
2G-1008	6	11E-135	43	18C-1020	57	28F-1	33
2G-1012	81	11F-12	43	18C-1024	68	28K-212	59
2J-4200	6	12D-8	77	18C-1028	9	30F-3	33
2J-5204	31, 71	12E-6	77	18C-1032	9	30H-7	84
2J-8300	31, 71	12E-8	77	18C-1036	9	30H-14	84
3C-614	45	12E-10	1, 14, 51	18C-1054	4	30H-16	84
3E-08	53	12E-12	77	18C-1072	55, 61	30H-18	84
3E-09	43	12F-204	43	18C-1236	9	30H-19	84
3G-604	77	12H-15	43, 55, 57, 61	18C-1240	9	30H-22	84
3G-806	6	12H-25	57	18C-1280	31	30H-23	84
3G-814	14	13F-02	51	18C-1648	9	30H-27	84
3G-1008	77	13F-04	51	18C-1656	9	30H-29	84
4C-612	35	13F-08	37, 51, 53	18D-04	1, 6, 33, 39, 40, 51, 59, 67	30H-31	84
4C-616	61	13F-12	17	18D-05	6, 11, 49, 51, 59, 78	30H-38	84
4D-10	55	13F-20	35	18D-06	1, 4, 7, 11, 13, 14, 31, 36, 39, 59, 83	30H-40	84
4E-04	73, 78	14D-10	1, 6, 51, 77	18D-07	59	30H-45	84
4E-05	2, 32, 51, 75	15K-10	59	18D-08	2, 4, 11, 13, 31, 55, 57, 81	30H-46	84
4E-06	1, 2, 11, 13, 17, 31, 35, 36, 40, 43, 45, 47, 59, 60, 64, 67, 71, 78, 81	16F-02	60	18D-10	4, 9	30H-53	84
4E-07	36, 37, 39, 53, 67	16F-04	29	18D-12	9, 31	30H-56	84
4E-08	11, 19, 20, 21, 24, 35, 36, 40, 47, 55, 59, 64, 68, 73, 75	16F-06	35	18F-4	51	31F-1	33, 51
4E-10	9, 43, 45, 57, 68	16F-12	64	18G-606	77	31F-2	33, 67
4F-04051	6	16F-16	13	18G-1008	81	31F-3	13, 51
4F-05062	6, 31, 71	17C-416	6	18K-6	59	31F-4	33, 40, 51
		17C-516	51			31F-5	39, 40, 67
		17C-532	2			31F-6	59
		17C-548	51			31G-409	77
		17C-614	33			33F-1	33
		17C-616	13, 40			33F-2	51
						33F-3	51

Part No.	Page No.	Part No.	Page No.	Part No.	Page No.	Part No.	Page No.
33F-4	51	110529	45	138668	81	217510	26
33F-5	59, 67	110532	45	139149	81	217518	17
33G-405	55	110536	45	139675	81	217519	17
33G-514	62	110539	45	139676	81	217536	17
36F-1	29	110541	45	201262	24, 35	217537	17
36F-2	51	110543	45	201398	35	217544	19
36F-3	13	110544	45	201400	35	217545	20
36F-4	40	110545	45	202200	29	217562	17
36F-5	39, 59	110553	43	202459	35	217563	17
37H-25	41	110554	43	204347	35	217574	18
38F-9	13	110556	43	205928	17, 20	217590	17
38F-10	51	110559	43	207647	36	217595	17
40K-02	29, 35	110560	43	208261	35	217598	21
40K-04	33, 35, 37, 75	110607	43	209673	35	217599	25, 26, 27
40K-12	40	110622	43	211323	36	217604	24
41K-04	67	110624	43	211433	17, 36, 40	217619	17
43D-08	78	110855	47	214295	35	217620	17
47D-05	62	110941	43	214337	21	217626	24
47K-3	29	111439	47	214668	37	217628	21
50D-08	14	111658	45	214941	36	217629	21
50D-10	83	111691	45	215265	36	217632	29
60K-40608	36	111695	45	215502	39	217637	29
60K-40700	36	111710	43	216095	36	217644	29
62D-06	7, 47	111750	45	217099	25, 27	217645	29
64D-10	43, 45	112210	47	217128	22, 23	217647	29
65D-08	13	112211	47	217130	26	217648	29
66D-10	55	112212	47	217133	26	217649	29
68D-10	61	112213	47	217136	26	217650	29
68D-16	9	112216	47	217137	26	217651	29
70D-08	13, 14	112229	47	217138	26	217652	29
70D-12	9	112273	32	217140	26	217653	17
71D-08	13, 14	112278	43	217141	25	217654	29
71D-12	9	112364	47	217152	27	217657	29
72F-2	4	112410	47	217155	27	217686	24
73G-514	1	112412	43	217156	19, 20, 22, 23	217687	24
73G-732	53	112695	43	217158	27	217688	24
91F-6	33, 40, 59, 62	112732	47	217161	25, 27	217689	21
91F-7	29, 59	112920	47	217162	25, 27	217690	21
91F-8	39, 40, 67	113249	47	217164	25, 27	217691	21
91F-10	39, 59	113292	43	217165	27	217692	26
91F-11	39	114211	43	217251	21	217693	19
92F-7	17	114212	43	217253	21	217698	18
100838	36	114259	45	217280	25	217699	18
100941	45	116847	48	217334	25, 26, 27	217700	18
102189	43	116901	45	217341	22, 23	217701	18
103076	43	117225	43	217342	22, 24	217702	18
103445	43	117336	43, 45	217343	23, 24	217703	18
103452	43	117445	43	217352	21	217704	18
103522	43	117896	48	217361	25, 27	217705	18
104203	43	118041	43	217385	19	217706	18
104204	43	118349	43	217386	19	217707	18
104214	43	118358	43	217388	25	217708	18
104412	43	118383	43	217397	26	217709	18
106355	48	119138	45	217398	21	217710	18
106356	48	119139	45	217399	19, 20	217711	18
106357	48	119141	43, 45	217411	25, 27	217715	24
106358	29, 48	119431	45	217415	26	218358	17
106359	48	119441	45	217416	26	218376	17
106457	43	119469	43	217417	26	218717	36
106547	43	119650	43	217418	22, 23	218721	36
106998	43	119976	43	217420	26	218723	35
107010	43	131569	43	217468	19	218725	35
107735	43	138101	81	217475	35	218731	35
107736	42	138198	81	217488	20	218733	35
107739	43	138232	81	217490	20	218735	35
107977	45	138238	81	217499	17	218737	35
107978	45	138248	81	217500	19, 20	218738	35
109263	43	138249	81	217502	22, 23	218739	35
109597	47	138288	81	217504	20	218740	35
110348	43	138291	81	217506	19, 20, 22, 23	218741	35
110522	45	138298	81	217507	19, 20, 22, 23	218742	35
110523	45	138379	81	217508	19, 20	218743	35
110528	45	138667	81	217509	25, 27	218744	35

Part No.	Page No.	Part No.	Page No.	Part No.	Page No.	Part No.	Page No.
218745	24	225845	21	498189	60	550488	9
218752	35	225846	19	498219	60	550658	4
218753	36	225850	24	503146	11	550735	77
218777	36	225851	17	507068	7	550741	77
218778	36	225856	29	507069	7	550742	77
218779	35	226025	36	507688	21	550743	77
218782	36	226026	35	507816	51	550832	1
218855	36	226027	35	509445	79	550877	59
218860	36	227034	36	510452	51	551015	6
218862	35	226056	35	511426	83	551090	6
218870	36	226856	35	513864	2	551244	83
219234	36	227064	35	513865	2	551251	77
219413	68	227065	35	517089	40	551254	77
219417	35	227076	37	517228	77	551319	77
219418	35	227087	37	518259	49	551321	77
220903	29, 32	227265	36	518261	49	551322	77
221478	36	227292	37	518331	53	551323	1
221992	36, 60	227387	32	520512	40	551341	79
222008	36	227389	32	520708	59	551434	14
222019	36	227393	32	521686	2	551606	61
222027	35	227395	32	522632	67	551684	79
222031	35	227396	32	522969	39	551685	79
222035	35	227397	32	525293	17, 64	551835	39
222037	36	227398	32	525374	77	551879	83
222038	36	227400	32	525450	1	551906	36, 60
222041	29, 37	227402	32	526676	39	552161	68
222067	18	227403	32	529310	79	552438	51, 83
222179	17	227404	32	529410	40	553620	77
222181	22, 23, 24, 35	227418	29	529979	2	553956	79
222221	36	227422	29	530533	83	554843	64
222223	36	227423	29	530663	51	556562	49
222233	17	227495	25, 27	531684	59	556655	13
222268	36	227496	26	533139	67	558525	83
222269	36	227547	29	535450	59	559107	78
222271	36	227548	29	536539	62	559192	39
222598	32	227550	29	536999	77	559227	14
223387	19	227555	29	538256	83	559238	77
223570	35	227556	29	540103	2	559243	14
223740	19, 20, 22, 23	227557	29	540108	4	559283	83
223852	26	227558	29	540129	39, 40	559294	57
223856	19	227560	29	540130	13	559295	61
223866	36	227561	29	540266	4	559296	57
223879	21	227562	29	540306	51	559365	57
223900	35	227563	29	540669	3	559368	57
223901	19	227564	29	540678	4	559947	71
223961	36	228094	29	540699	3	559949	31
223982	22, 23, 26	228095	29	540781	2	559950	71
223988	36	228096	29	540797	2	559978	77
223997	27	228190	39	540873	51	560816	77
224009	35	228445	19	540888	2	561807	68
224032	43	228499	37	540916	51	562119	65
224036	36	228500	37	541221	36	562302	83
224039	36	228502	32	541223	13	564175	64
224066	43	228985	36	542074	83	564687	68
224083	45	228986	36	543575	7	565346	31
224513	32	228987	36	543576	7	565348	31
224514	32	229000	36	545204	39, 67	565389	31, 71
224620	32	282354	35	545941	55	566092	40
225075	32	282366	17	546687	78	566286	78
225385	36	300058	29	546803	39, 40	566956	9
225400	22, 23	300232	75	546813	83	566958	9
225406	24	302602	36	546829	39	567884	33
225763	24, 35	351495	4	547007	39, 40	567885	33
225766	26	352619	59	547563	39, 40, 59	567886	33
225768	26	356617	40, 59	547852	83	568300	67
225778	36	356626	36	548520	83	568728	40
225781	36	356627	39	549084	7	568744	9
225796	27	356628	40	549123	61	568745	9
225813	27	450145	60	549124	61	569069	4
225840	19, 20	450235	36	549125	61	569070	4
225841	19	498113	60	549129	61	569389	6, 83
225842	20	498178	60	549132	61	569441	13
225844	22, 23	498180	60	550044	55	569696	81

Part No.	Page No.	Part No.	Page No.	Part No.	Page No.	Part No.	Page No.
569754	9	573583	73	583639	51, 59	594134	55
569757	57	573584	75	583884	55	594179	59
569841	57	573655	67	583886	11	594250	78
569842	57	573657	67	583887	11	594339	51
569861	1	573659	67	584501	4	594355	40
569881	4	573661	67	584502	4	594375	49
570005	14	573752	67	584754	57	594418	11
570007	7	573790	77	584758	57	594550	57
570008	7	573791	83	584796	57	594599	1
570029	2	573793	83	585682	51	594857	84
570034	2	573823	71	585869	7	600259	77
570072	11	573919	71	585871	7	601212	77
570086	59	573920	71	585883	59	602350	77
570087	59	573935	67	585884	39, 40	607737	67
570088	59	573936	67	585972	31	611797	33
570092	39	573937	67	586126	51	612840	53
570095	39	573938	67	588399	39	613750	73, 75
570096	39	573989	13	590498	55	614644	14
570098	40	573991	13	590519	57	616714	13
570100	40	573992	13	590573	57	616786	36
570101	40	574001	13	590574	57	619018	18
570152	9	574002	13	590700	77	619023	7
570336	11	574018	67	591187	13	619027	43, 47
570340	11	574077	13	591381	13, 64	619029	18
570351	59	574182	64	591513	61	619049	1
570352	41	574271	64	591514	61	621739	32
570354	41	574275	77	591516	61	623762	6
570394	57	574276	77	591517	61	623829	6
570429	71	574302	4	591519	61	628763	53
570433	71	574329	71	591525	61	628764	53
570435	71	574345	68	591527	61	633157	37
570529	39	574703	64	591530	61	633332	39
570531	40	574810	57	591532	61	636260	1
570534	39	574816	57	591560	14	639739	51
570537	40	574818	57	591561	14	648304	53
570538	40	574836	57	591896	67	654002	67
570540	39	574837	57	591989	57	654385	32
570542	40	574838	57	591990	57	654724	29
570576	33	574839	57	592045	57	655673	43
570577	33	574840	57	592046	57	657184	59
570662	31	574841	57	592047	57	659029	55
570663	31	574842	57	592741	51, 64	659041	29
570664	31	580274	79	592742	51	659764	19, 20, 22, 23
570676	31	580278	79	592863	81	660178	32
570677	31	580782	55	592874	55	660516	22, 23, 43
570678	31	580783	55	592879	55	661427	59
570679	31	580842	78	592905	55	661428	39
570680	31	580843	78	592952	55	661555	77
570800	11	580845	78	592976	55	661558	77
570831	9	580921	9	592977	55	661863	77
570832	31	580967	14	592984	83	663094	39, 67
570988	9, 11	581063	83	593172	55	663095	39, 40, 59
570993	9	581429	6	593196	6	663096	67
571003	11, 14, 64, 78	581648	79	593206	83	663098	67
571024	11	582057	83	593219	81	663792	62
571049	11, 13	582701	84	593265	51	663823	73
571117	9	582745	55	593370	51	663834	36
571120	9	582746	55	593388	51	664116	27
571609	4	582747	55	593409	83	664140	29, 68
572231	9	582748	55	593410	83	668674	53
572232	9	582749	55	593435	51	675255	45
572425	31	583210	40	593448	51	675543	35
572430	31	583396	11	593484	51	695650	77
573444	59	583468	55	593639	6	695930	53
573445	59	583566	2	593800	59	696073	77
573454	59	583591	7	593801	59	710034	45
573548	77	583610	6	593802	59	710035	45
573559	67	583611	6	594053	57	710790	35
573560	67	583612	6	594059	53	710791	21, 35
573583	67	583613	6	594065	59	710886	32
573566	67	583624	4	594123	53	711046	59
573572	67	583625	4	594124	53	711161	21, 36
573573	67	583633	9	594126	57	711298	68

Part No.	Page No.	Part No.	Page No.	Part No.	Page No.	Part No.	Page No.
713023	55	865801	53	943957	13	946056	65
713024	55	867753	32	944114	53	946057	65
730143	53	871388	75	944115	53	946058	65
730432	75	871610	7	944116	53	946060	65
730503	21	873250	53	944404	3	946062	65
731283	35	875012	2	944467	62	946130	78
731627	27	875279	73	944468	62	946131	78
731745	75	875766	49	944469	62	946173	4
731964	29	875767	49	944471	62	946185	73
731972	83	882444	43	944499	78	946187	41
742009	55	883734	62	944643	62	946188	41
742010	55	886285	3	944645	62	946189	41
742243	24	886287	3	944646	62	946241	75
742261	45	886620	77	944687	41	946263	75
742262	43	886739	75	944688	41	946436	40
742263	43	886749	75	944784	3	946448	40
742539	68	886753	75	944785	3	946449	40
742710	77	886762	75	944809	3	946520	73
742950	81	886763	73, 75	944810	3	946521	73
743200	81	888449	75	944837	73	946522	73
743314	29	888450	75	944838	73	946523	73
743670	25	888451	75	944844	73	946524	75
755855	75	888455	75	944853	73, 75	946525	75
763322	59	888456	75	944875	75	946526	75
774024	43	892125	68	944876	75	946527	75
774025	43	893011	68	944877	75	946528	75
774197	45	893291	73	944890	75	946588	68
774198	45	896081	75	944904	75	946589	68
774199	45	896492	68	944981	78	946590	68
784473	75	896493	68	944982	78	946592	68
784663	59	940229	41	945055	77	946593	68
791018	26	940250	41	945121	61	946594	68
799371	68	940256	41	945216	75	946611	68
799584	62	940259	41	945217	75	951948	51
801437	29	940643	51	945218	75	980055	14
815377	45	941509	41	945221	75	1300582	75
815565	43	942646	51	945224	75	1302068	33
815747	45	942734	41	945225	75	1302437	75
815780	45	942735	41	945226	75	1303459	65
815786	45	942749	41	945227	75	1308911	75
815817	45	943179	73	945231	75	1310121	13
851756	53	943180	73	945233	75	1520190	6
851762	53	943181	73	945290	73	1520193	6
853182	53	943191	93	945439	1	1522623	67
853357	53	943374	18	945494	73	1522625	67
853380	53	943420	41	945497	73	1523172	9
853384	53	943426	53	945580	59	1523209	6
853391	53	943429	53	945590	75	1523210	6
853395	53	943430	41	945732	75	1524151	67
853525	53	943435	53	945762	41	1524151	67
853526	53	943436	53	945796	78	1524789	67
853527	53	943437	53	945798	78	1524925	71
857420	77	943438	53	945804	78	1525040	17
857729	53	943439	53	945832	75	1525048	83
860997	53	943440	53	945849	75	1525063	2
861741	53	943623	81	946053	65	1526851	40
861768	53	943663	78	946054	65	1618606	78
865149	75	943861	81	946055	65		

NOTES

110 III-H (HANCOCK) TRACTOR SCRAPER

MICHIGAN

PARTS MANUAL SUPPLEMENT

No. 2221



This Supplement covers Model 110 III-H Hancock (Tractor Section) Serial 5TGH136 thru 5TGH999 plus changes in Parts Manual No. 2137 for Serial 5TGH101 thru 5TGH135.

This Supplement voids out Pages 12, 13, 38, 39, 40, 50 and 51 in Parts Manual No. 2137.

Information covering items not appearing in this Supplement will be found in Parts Manual No. 2137.



I N D E X

For Serial 5TGH101 thru 5TGH999	For Serial 5TGH136 thru 5TGH999		Page
X		Brake Air Lines — Tractor	9
X		Fuel Tank and Lines, Battery Compartment and Batteries	3
	X	Hydraulic Pump — Steering	7
X		Hydraulic System — Transmission and Torque Converter	5-6
	X	Hydraulic System — Steering	11
X		Propeller Shaft	12
		Numerical Index	13

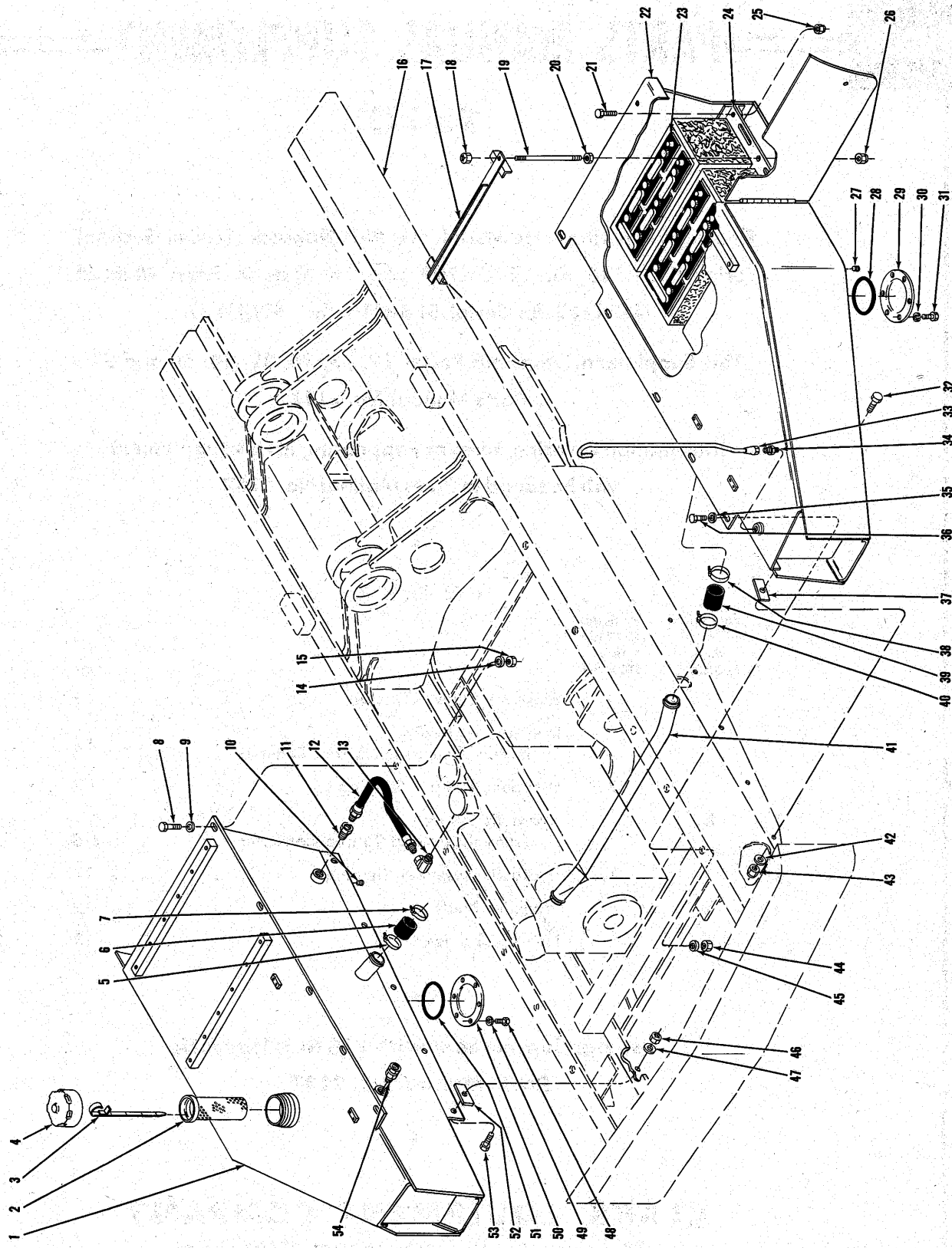


**Use this Supplement with 110 III-H Hancock
Parts Manual No. 2137.**



CLARK EQUIPMENT COMPANY
Construction Machinery Division

TS-7667-P



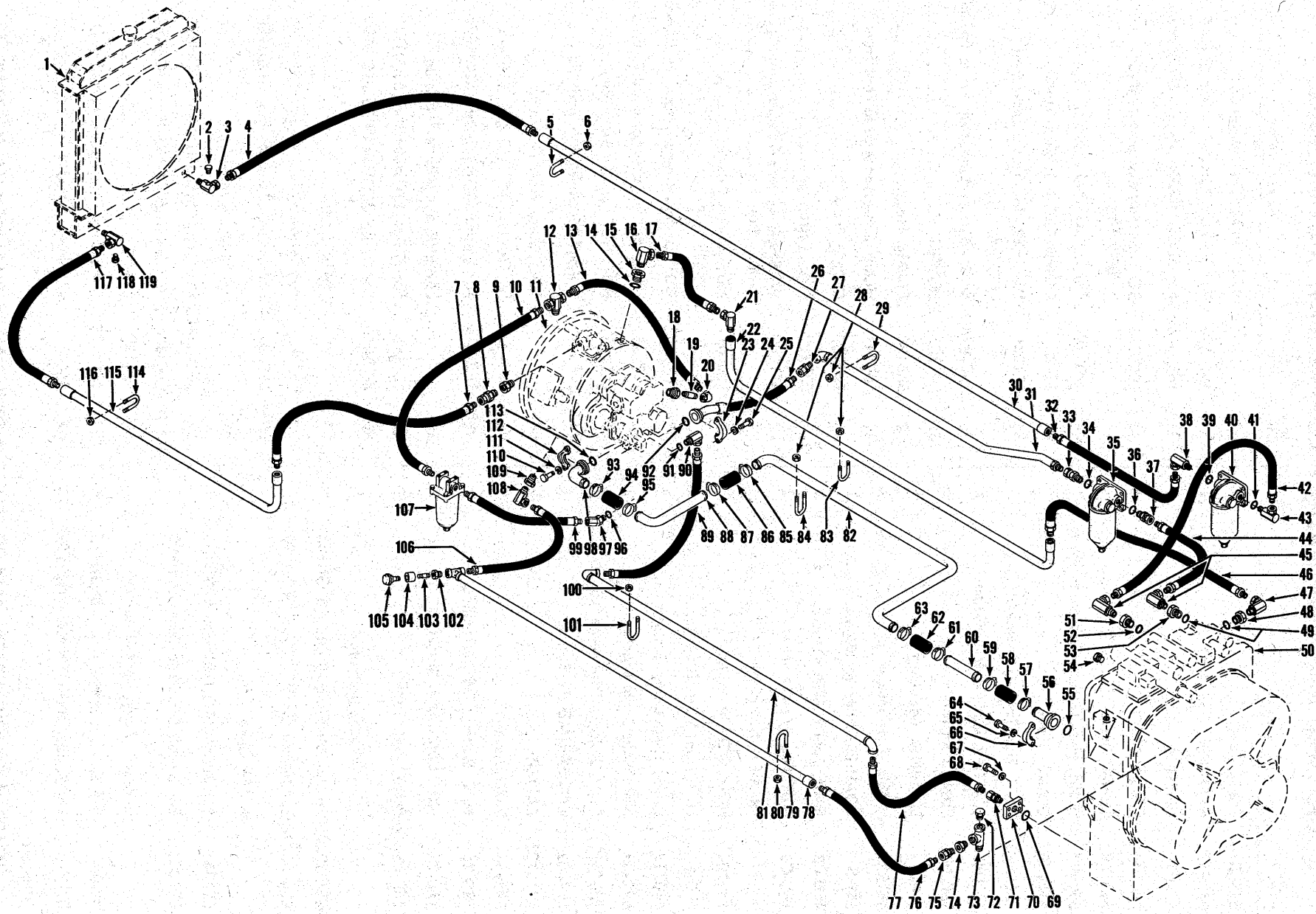
FUEL TANK AND LINES, BATTERY COMPARTMENT AND BATTERIES

FUEL TANK AND LINES, BATTERY COMPARTMENT AND BATTERIES

Item No.	Part No.	Description	No. Req'd.	Item No.	Part No.	Description	No. Req'd.
1	574001	TANK, Fuel	1	31		BOLT, Sump Plate Retaining	
2	943957	STRAINER, Fuel Tank	1	31A	18C-616	For Serial: 5TGH101 thru 5TGH145 ..	6
3	574077	DIPSTICK	1	31B	18C-616	For Serial: 5TGH146 thru 5TGH999 ..	12
4	556655	CAP, Fuel Tank Filler	1	32	18C-828	BOLT, Battery Compartment to Belly Pan	5
5	540130	CLAMP, Hose	1	33	573989	TUBE, Fuel Tank Vent	1
6	569441	HOSE, Fuel Tank to Crossover Pipe ..	1	34	38F-9	CONNECTOR, Tube to Tank	1
7	540130	CLAMP, Hose	1	35	571049	WASHER, Battery Compartment to Frame	3
8	18C-828	BOLT, Fuel Tank to Frame	5	36	18C-828	BOLT, Battery Compartment to Frame	3
9	571049	WASHER, Fuel Tank to Frame	5	37	591187	‡SPACER	—
10	16F-16	PLUG, Fuel Tank	1	38	540130	CLAMP, Hose	1
11	19F-6	BUSHING, Reducing	1	39	569441	HOSE, Crossover Pipe to Fuel Tank	1
12	541223	HOSE, Fuel Intake	1	40	540130	CLAMP, Hose	1
13	31F-3	ADAPTER, Hose to Engine	1	41	573992	PIPE, Crossover	1
14	71D-08	BASE, Fuel Tank to Frame	5	42	571049	WASHER, Battery Compartment to Belly Pan	5
15	70D-08	NUT, Fuel Tank to Frame	5	43	18D-08	NUT, Battery Compartment to Belly Pan	5
16	—	FRAME — See Index	—	44	70D-08	NUT, Battery Compartment to Frame	3
17	1525040	HOLD DOWN, Battery	1	45	71D-08	BASE, Battery Compartment to Frame	3
18	17D-2	NUT, Hold Down Bracket	2	46	18D-08	NUT, Fuel Tank to Belly Pan	5
19	616714	STUD, Hold Down Bracket	2	47	571049	WASHER, Fuel Tank to Belly Pan	5
20	65D-08	NUT, Hold Down Bracket	2	48		BOLT, Sump Plate Retaining	
21	18C-620	BOLT, Battery Tray Attaching	2	48A	18C-616	For Serial: 5TGH101 thru 5TGH145 ..	6
22	574002	COMPARTMENT, Battery	1	48B	18C-616	For Serial: 5TGH146 thru 5TGH999 ..	12
23	1310121	BATTERY	2	49		LKWSHR, Sump Plate Retaining	
24	573991	TRAY, Battery	1	49A	4E-06	For Serial: 5TGH101 thru 5TGH145 ..	6
25	18D-06	NUT, Battery Tray Attaching	2	49B	4E-06	For Serial: 5TGH146 thru 5TGH999 ..	12
26	17D-2	NUT, Hold Down Bracket	2	50		PLATE, Sump	
27	16F-16	PLUG, Fuel Tank	1	50A	591381	For Serial: 5TGH101 thru 5TGH145 ..	1
28		"O" RING, Sump Plate		50B	591381	For Serial: 5TGH146 thru 5TGH999 ..	2
28A	25K-40428	For Serial: 5TGH101 thru 5TGH145 ..	1	51		"O" RING, Sump Plate	
28B	25K-40428	For Serial: 5TGH146 thru 5TGH999 ..	2	51A	25K-40428	For Serial: 5TGH101 thru 5TGH145 ..	1
29		PLATE, Sump		51B	25K-40428	For Serial: 5TGH146 thru 5TGH999 ..	2
29A	591381	For Serial: 5TGH101 thru 5TGH145 ..	1	52	591187	‡SPACER	—
29B	591381	For Serial: 5TGH146 thru 5TGH999 ..	2	53	18C-828	BOLT, Fuel Tank to Belly Pan	5
30		LKWSHR, Sump Plate Retaining		54	36F-3	ADAPTER UNION	1
30A	4E-06	For Serial: 5TGH101 thru 5TGH145 ..	6				
30B	4E-06	For Serial: 5TGH146 thru 5TGH999 ..	12				

‡As Required

WHEN ORDERING PARTS, ALWAYS STATE MODEL AND SERIAL NO. OF MACHINE



HYDRAULIC SYSTEM — TRANSMISSION AND TORQUE CONVERTER

TS-7943-P

HYDRAULIC SYSTEM — TRANSMISSION AND TORQUE CONVERTER

Item No.	Part No.	Description	No. Req'd.	Item No.	Part No.	Description	No. Req'd.
1	-----	RADIATOR — See P.M. 2137	—	34	91F-8	"O" RING, Adapter Union	1
2	10F-04	PLUG, Elbow	1	35	228190	FILTER ASSY (Inc. 35A)	1
3	574018	ELBOW, Hose to Radiator	1	35A	215502	†CARTRIDGE KIT, Oil Filter	1
4	546803	HOSE, Tube to Cooler	1	35B	18C-628	†BOLT, Filter Mounting	4
5	547563	"U" BOLT, Tube to Frame	3	35C	551835	†WASHER, Filter Mounting	4
6	18D-04	NUT, "U" Bolt	6	35D	18D-06	†NUT, Filter Mounting	4
7	547007	HOSE, Torque Converter to Tube	1	36	91F-8	"O" RING, Adapter Union	1
8	661428	ADAPTER UNION	1	37	545204	ADAPTER UNION (Inc. 36)	1
9	588399	ADAPTER UNION (Inc. 9A)	1	38	526676	ADAPTER (Inc. 39)	1
9A	91F-11	†"O" RING, Adapter Union	1	39	91F-8	"O" RING, Adapter	1
10	547007	HOSE, Flywheel Housing to Filter	1	40	228190	FILTER ASSY (Inc. 40A)	1
11	-----	TORQUE CONVERTER — See P.M. 2137	—	40A	215502	†CARTRIDGE KIT, Oil Filter	1
12	570529	ADAPTER TEE	1	40B	18C-628	†BOLT, Filter Mounting	4
13	546803	HOSE, Flywheel Housing to Torque Converter	1	40C	551835	†WASHER, Filter Mounting	4
14	91F-11	"O" RING, Adapter to Torque Converter	1	40D	18D-06	†NUT, Filter Mounting	4
15	633332	ADAPTER (Inc. 14)	1	41	91F-8	"O" RING, Adapter	1
16	588399	ADAPTER UNION	1	42	546803	HOSE, Filter to Transmission	1
17	546803	HOSE, Converter to Tube	1	43	526676	ADAPTER (Inc. 41)	1
18	356627	BUSHING, Reducing	1	44	546829	HOSE, Filter to Transmission	1
19	5K-611	NIPPLE	1	45	31F-5	ADAPTER UNION	2
20	26K-212	ELBOW, Nipple to Hose	1	46	547007	HOSE, Tube to Transmission	1
21	31F-5	ADAPTER UNION	1	47	31F-5	ADAPTER	1
22	570540	TUBE, Converter to Transmission	1	48	522969	ADAPTER (Inc. 49)	1
23	663094	FLANGE HALF, Hose to Pump	2	49	91F-10	"O" RING, Adapter	2
24	4E-07	LKWSHR, Flange Half	4	50	-----	TRANSMISSION — See P.M. 2137	—
25	17C-724	BOLT, Flange Half	4	51	522969	ADAPTER (Inc. 52)	1
26	570534	HOSE, Pump to Tube	1	52	91F-10	"O" RING, Adapter	1
27	36F-5	ADAPTER UNION	1	53	522969	ADAPTER (Inc. 49)	1
28	18D-04	NUT, "U" Bolt	10	54	40K-06	PLUG, Transmission	1
29	547563	"U" BOLT, Tube to Frame	1	55	25K-40128	"O" RING, Stem to Transmission	1
30	570096	TUBE, Filter to Cooler	1	56	559192	STEM	1
31	570092	TUBE, Pump to Filter	1	57	540129	CLAMP, Hose to Stem	1
32	546803	HOSE, Tube to Filter	1	58	585884	HOSE, Stem to Suction Tube	1
33	545204	ADAPTER UNION (Inc. 34)	1	59	540129	CLAMP, Hose to Suction Tube	1
				60	570095	TUBE, Suction	1

†Not Illustrated

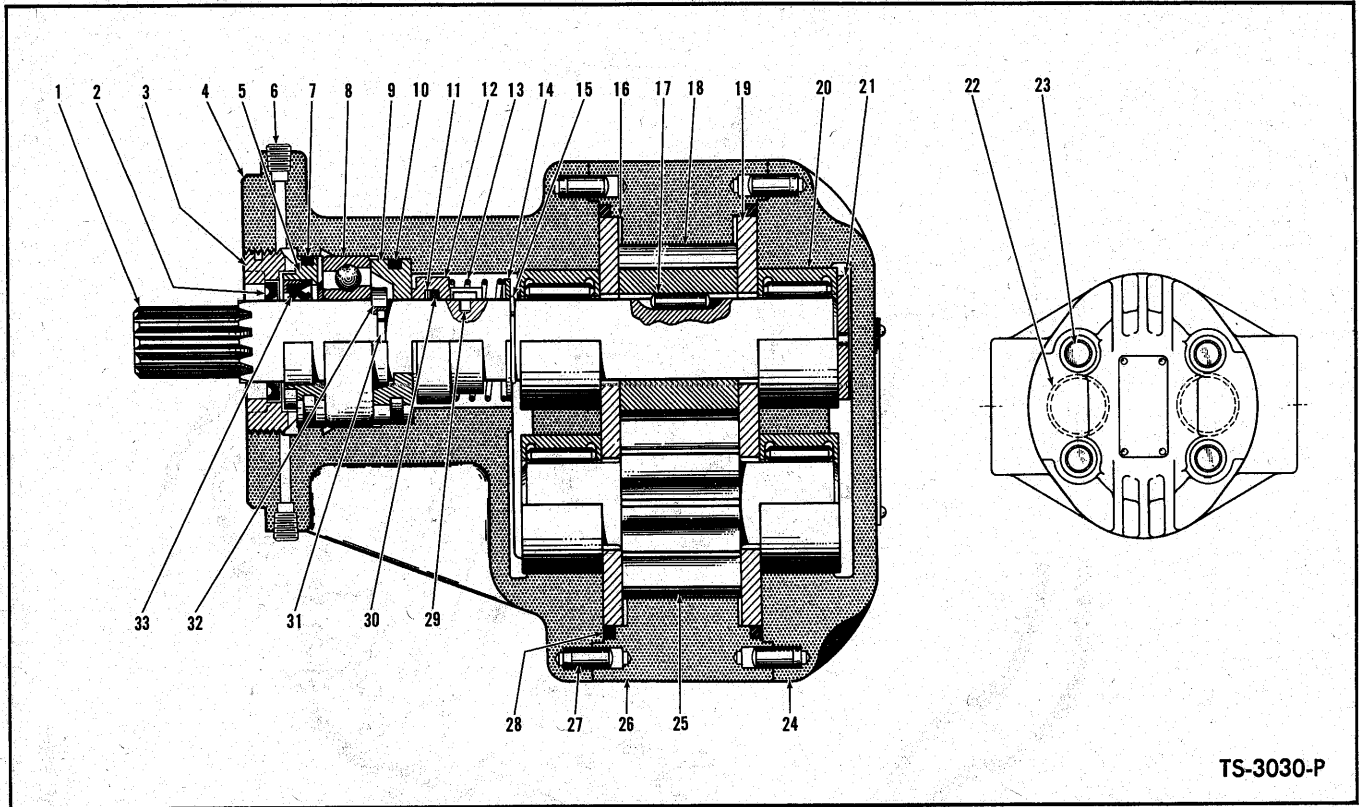
WHEN ORDERING PARTS, ALWAYS STATE MODEL AND SERIAL NO. OF MACHINE

HYDRAULIC SYSTEM — TRANSMISSION AND TORQUE CONVERTER (Continued)

Item No.	Part No.	Description	No. Req'd.	Item No.	Part No.	Description	No. Req'd.
61	540129	CLAMP, Hose to Suction Tube	1	96	91F-8	"O" RING, Adapter Union	1
62	585884	HOSE, Tube to Tube	1	97	583210	ADAPTER UNION (Inc. 96)	1
63	540129	CLAMP, Hose to Suction Tube	1	98		STEM, Tube to Pump	
64	17C-824	BOLT, Flange Half to Transmission	4	98A	566092	For Serial: 5TGH101 thru 5TGH112 ..	1
65	4E-08	LKWSHR, Flange Half to Transmission 4	4	98B	1526851	For Serial: 5TGH113 thru 5TGH999 ..	1
66	663095	FLANGE HALF, Stem to Transmission 2	2	99	546803	HOSE, Filter to Pump	1
67	4E-08	LKWSHR, Adapter to Transmission	4	100	18D-04	NUT, "U" Bolt	4
68	17C-824	BOLT, Adapter to Transmission	4	101	570537	"U" BOLT, Tube to Frame	2
69	25K-40128	"O" RING, Adapter to Transmission ..	1	102	19F-6	BUSHING, Reducing	1
70	520512	ADAPTER, Hose to Transmission	1	103	5K-308	NIPPLE	1
71	36F-4	ADAPTER UNION	1	104	75F-3	COUPLING, Breather to Nipple	1
72	40K-12	PLUG, Pipe	1	105	211433	BREATHER	1
73	17F-5	TEE	1	106	529410	HOSE, Converter to Tube	1
74	356617	BUSHING, Reducing	1	107	568728	FILTER ASSY (Inc. 107A, 107B, 107C)	1
75	36F-4	ADAPTER UNION	1	107A	946436	†CARTRIDGE KIT, Filter	1
76	570531	HOSE, Tube to Transmission	1	107B	946449	†"O" RING, Bowl to Head	1
77	570531	HOSE, Tube to Transmission	1	107C	946448	†SPRING, Element	1
78	570538	TUBE, Converter to Transmission	1	107D	17C-616	†BOLT, Filter Mounting	4
79	570537	"U" BOLT, Tube to Frame	2	107E	4E-06	†LKWSHR, Filter Mounting	4
80	18D-04	NUT, "U" Bolt	4	108	31F-4	ADAPTER UNION	1
81	570542	TUBE, Converter to Transmission	1	109	356628	BUSHING, Reducing	1
82	570101	TUBE, Suction	1	110	17C-824	BOLT, Flange Half to Pump	4
83	547563	"U" BOLT, Tube to Frame	2	111	4E-08	LKWSHR, Flange Half to Pump	4
84	594355	"U" BOLT, Tube to Frame	2	112	663095	FLANGE HALF, Stem to Pump	2
85	540129	CLAMP, Hose to Tube	1	113	25K-40128	"O" RING, Stem to Pump	1
86	585884	HOSE, Tube to Tube	1	114	547563	"U" BOLT, Tube to Frame	2
87	540129	CLAMP, Hose to Tube	1	115	570098	TUBE, Cooler to Converter	1
88	570100	TUBE	1	116	18D-04	NUT, "U" Bolt	4
89	570531	HOSE, Pump to Tube	1	117	546803	HOSE, Tube to Cooler	1
90	517089	ADAPTER UNION (Inc. 91)	1	118	10F-04	PLUG, Elbow	1
91	91F-6	"O" RING, Adapter Union	1	119	574018	ELBOW, Hose to Cooler	1
92	25K-40116	"O" RING, Hose to Pump	1				
93	540129	CLAMP, Hose to Stem	1				
94	585884	HOSE, Stem to Tube	1				
95	540129	CLAMP, Hose to Tube	1				

†Not Illustrated

WHEN ORDERING PARTS, ALWAYS STATE MODEL AND SERIAL NO. OF MACHINE

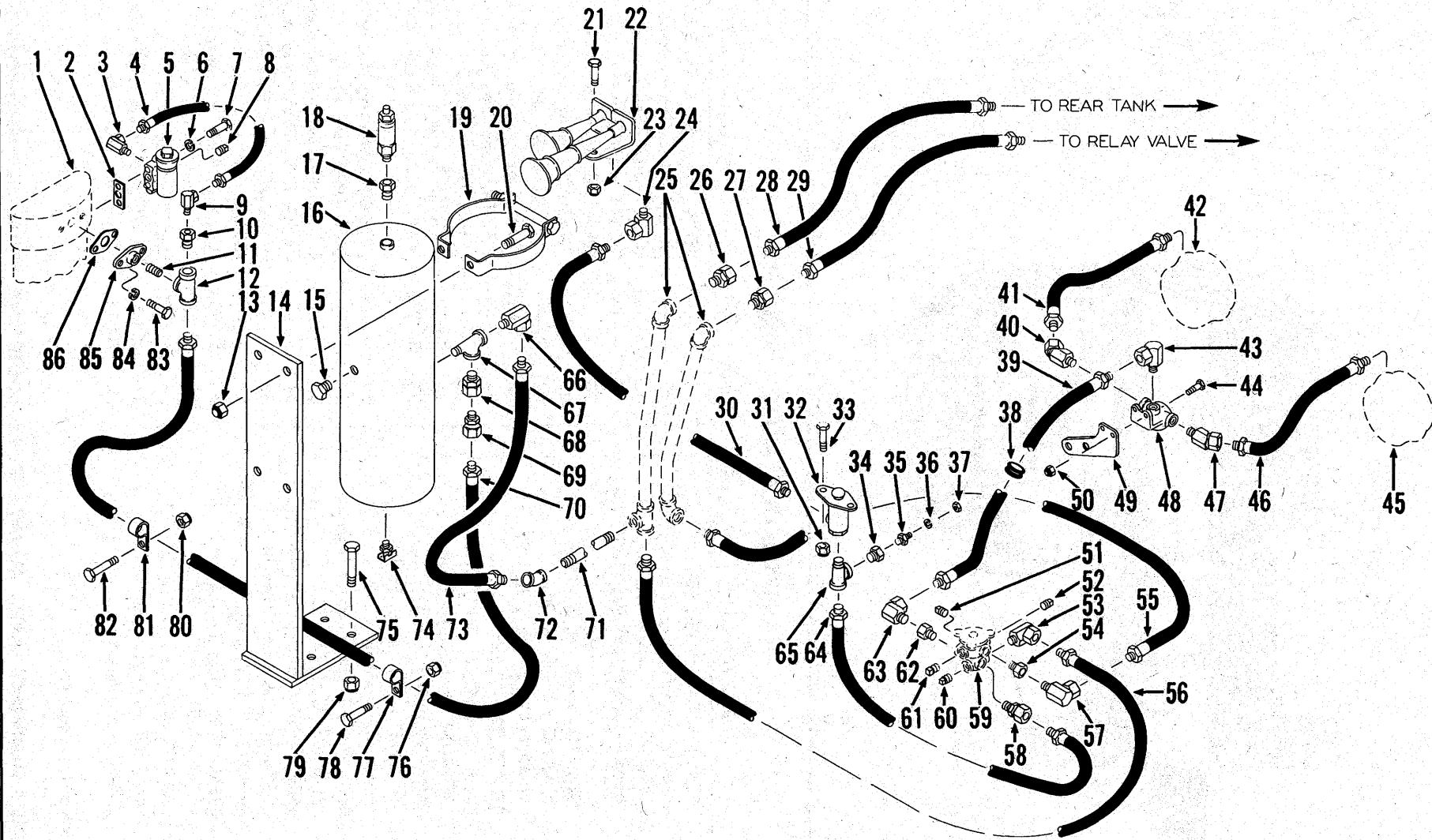


HYDRAULIC PUMP — STEERING

Item No.	Part No.	Description	No. Req'd.	Item No.	Part No.	Description	No. Req'd.
A	582686	PUMP ASSY (Inc. 1 thru 33)	1	16		§SHIM, Wear Plate (See B & F)	3
B	944710	REPAIR KIT, Minor (Inc. 2, 7, 9, 12, 15, 16, 22, 28, 31, 32, 33)	1	17		§PIN, Shaft to Gear Dowel (See C)	1
C	944800	GEAR & SHAFT SET (Inc. 1, 17, 18, 25)	1	18		§GEAR, Drive (See C)	1
D	944776	SEAL KIT, Shaft (Inc. 2, 7, 33)	1	19		§PLATE, Wear (See F)	2
E	944777	BEARING KIT (Inc. 8, 20)	1	20		§BEARING, Roller (See E)	4
F	944787	WEAR PLATE SET (Inc. 16, 19)	1	21	884614	WASHER, Thrust	1
1		§SHAFT, Drive (See C)	1	22		§"O" RING (See B)	4
2		§SEAL, Shaft Outer (See B & D)	1	23	12G-1064	BOLT, Cover & Housing to Adapter	4
3	944782	RETAINER, Shaft Outer Seal	1	24		§COVER, Pump (See A)	1
4		§ADAPTER, Pump (See A)	1	25		§GEAR, Driven (See C)	1
5	944783	RETAINER, Shaft Inner Seal	1	26	944987	HOUSING, Pump Center Section	1
6	16F-01	PLUG, Adapter Port	3	27	867753	PIN, Housing to Adapter & Cover Dowel	4
7		§"O" RING, Retainer (See B & D)	1	28		§"O" RING, Housing (See B)	2
8	884605	BEARING, Shaft (See E)	1	29		§KEY, Drive (See B)	1
9		§SEAT ASSY, Seal (Inc. 10) (See B)	1	30		§"O" RING, High Pressure Seal (See B)	1
10		§"O" RING, Seal Seat (See B)	1	31		§RING, Drive Shaft Snap (See B)	1
11		§WASHER, "O" Ring Back-Up (See B)	1	32		§RETAINER, Shaft Snap Ring (See B)	1
12		§SEAL ASSY, High Pressure (Inc. 11, 13, 14, 29, 30) (See B)	1	33		§SEAL, Shaft Inner (See B & D)	1
13		§SPRING, High Pressure Seal (See B)	1	34	551906	†GASKET, Pump to Converter	1
14		§WASHER, High Pressure Seal (See B)	1	35	8D-06	†NUT, Pump to Converter	3
15		§RING, Snap (See B)	1	36	221992	†SLEEVE, Pump Drive	1
				37	4E-06	†LKWSHR, Pump to Converter	3
				38	207647	†STUD, Pump to Converter	3

§Not Sold Separately — Order Kits.
†Not Illustrated

WHEN ORDERING PARTS, ALWAYS STATE MODEL AND SERIAL NO. OF MACHINE



[8]

BRAKE AIR LINES — TRACTOR

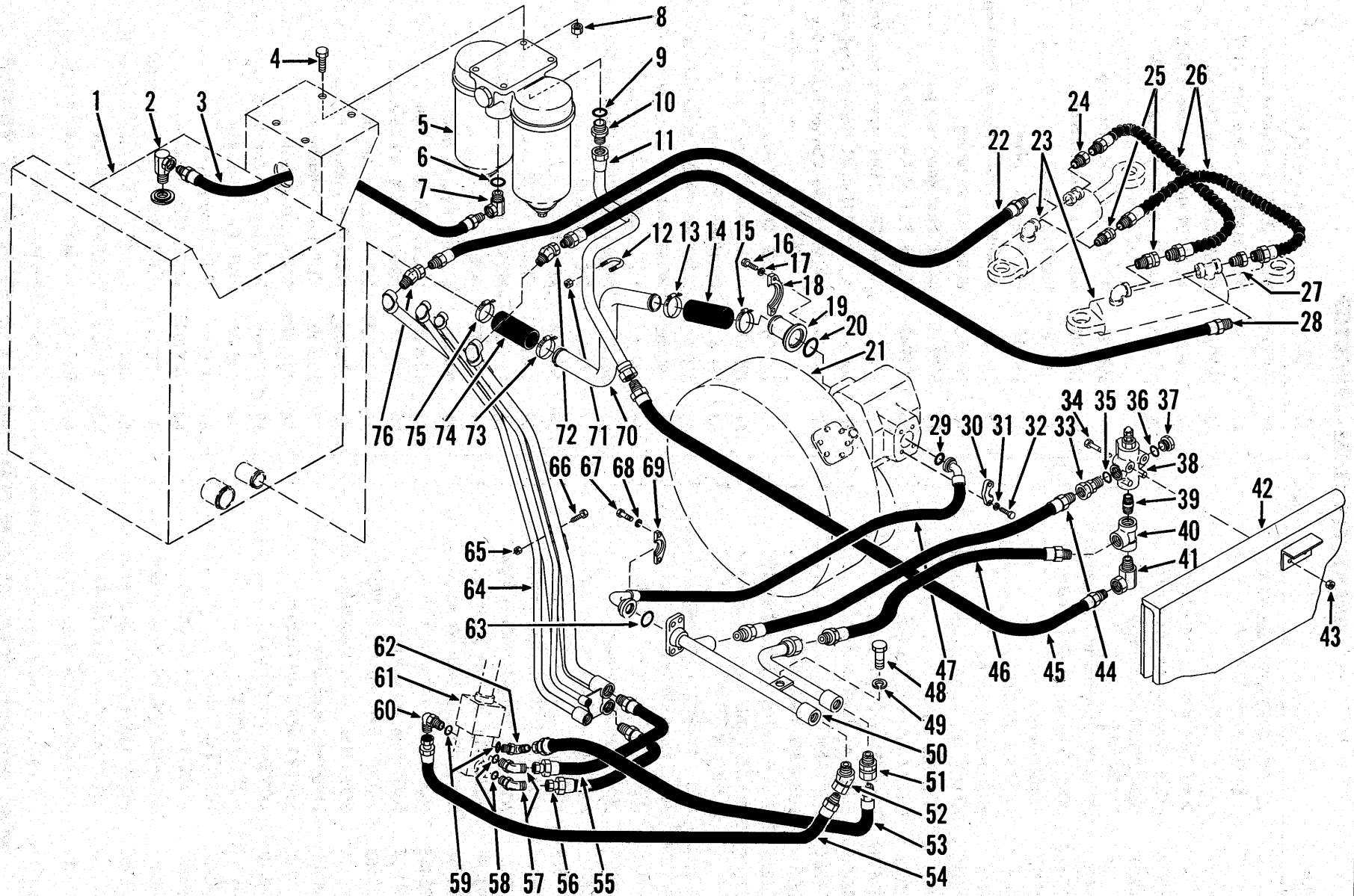
TS-7921-P

BRAKE AIR LINES — TRACTOR

Item No.	Part No.	Description	No. Req'd.	Item No.	Part No.	Description	No. Req'd.
1	-----	AIR COMPRESSOR — See G.M. Engine Parts Manual	—	44	18C-512	BOLT, Q.R.V. to Bracket	2
2	942646	GASKET, Governor	1	45	-----	AIR CHAMBER — See P.M. 2137	—
3	-----	OMIT, Not Used on This Application ..	—	46	593265	HOSE, Q.R.V. to Air Cleaner	1
4	540916	HOSE, Governor to Compressor	1	47	33F-2	ADAPTER UNION, Hose to Q.R.V.	1
5	540306	*GOVERNOR, Compressor — B.W. #275200	1	48	507816	*VALVE, Quick Release — B.W. #205000	1
6	4E-05	LKWSHR, Governor to Compressor	2	49	586126	BRACKET, Q.R.V. Mounting	1
7	17C-548	BOLT, Governor to Compressor	2	50	18D-05	NUT, Q.R.V. to Bracket	2
8	13F-02	PLUG, Governor	5	51	13F-08	PLUG, Brake Valve	1
9	31F-1	ADAPTER UNION	1	52	13F-04	PLUG, Brake Valve	1
10	19F-4	BUSHING, Reducing	1	53	31F-4	ADAPTER UNION, Hose to Foot Valve	1
11	5K-412	NIPPLE, Tee to Discharge Flange	1	54	19F-6	BUSHING, Reducing	1
12	18F-4	TEE, Compressor	1	55	592741	HOSE, Foot Valve to Pipe	1
13	18D-06	NUT, Bracket to Bracket	4	56	592742	HOSE, Foot Valve to Pipe	1
14	1526089	BRACKET, Air Tank	1	57	31F-3	ADAPTER UNION, Hose to Foot Valve	1
15	40K-04	PLUG, Air Tank	1	58	36F-2	ADAPTER UNION, Hose to Foot Valve	1
16	527684	AIR TANK	1	59	-----	VALVE, Brake Control Foot — See P.M. 2137	—
17	19F-3	BUSHING, Reducing	1	60	13F-08	PLUG, Brake Valve	1
18	507815	*VALVE, Safety — B.W. #205105	1	61	13F-08	PLUG, Brake Valve	1
19	527685	*BRACKET, Air Tank Mounting — B.W. #205093	2	62	19F-6	BUSHING, Reducing	1
20	18C-620	BOLT, Bracket to Bracket	4	63	31F-3	ADAPTER UNION, Hose to Foot Valve	1
21	18C-508	BOLT, Horn Mounting	1	64	593265	HOSE, Brake Valve to Horn Valve	1
22	593388	*HORN, Air — B.W. #223585	1	65	17F-2	TEE, Horn Valve	1
23	18D-05	NUT, Horn Mounting	1	66	661417	ADAPTER UNION, Hose to Tee	1
24	31F-1	ADAPTER UNION	1	67	17F-3	TEE, Air Tank	1
25	583639	PIPE	1	68	663748	ADAPTER	1
26	33F-4	ADAPTER UNION, Hose to Pipe	1	69	1526081	CHECK VALVE	1
27	33F-3	ADAPTER UNION, Hose to Pipe	1	70	1526082	HOSE, Compressor to Air Tank	1
28	593484	HOSE, Pipe to Rear Tank	1	71	639739	PIPE	1
29	593448	HOSE, Pipe to Relay Valve	1	72	23F-4	ELBOW, Pipe to Hose	1
30	593435	HOSE, Horn Valve to Horn	1	73	1526083	HOSE, Pipe to Air Tank	1
31	18D-04	NUT, Horn Valve Mounting	2	74	72F-3	DRAIN COCK, Air Tank	1
32	530663	*VALVE, Horn — B.W. #228672	1	75	18C-828	BOLT, Bracket Attaching	4
33	18C-412	BOLT, Horn Valve Mounting	2	76	18D-06	NUT, Clip Attaching	1
34	19F-1	BUSHING, Reducing	1	77	30H-50	CLIP, Hose Attaching	1
35	940643	SENDER UNIT, Air Pressure	1	78	18C-620	BOLT, Clip Attaching	1
36	12E-10	LKWSHR, Sender Unit	1	79	70D-08	NUT, Bracket Attaching	4
37	14D-10	NUT, Sender Unit	1	80	18D-06	NUT, Clip Attaching	1
38	552438	GROMMET, Hose	1	81	30H-50	CLIP, Hose Attaching	1
39	594339	HOSE, Foot Valve to Q.R.V.	1	82	18C-620	BOLT, Clip Attaching	1
40	33F-2	ADAPTER UNION, Hose to Q.R.V.	1	83	17C-516	BOLT, Flange to Compressor	2
41	593265	HOSE, Q.R.V. to Air Cleaner	1	84	4E-05	LKWSHR, Flange to Compressor	2
42	-----	AIR CHAMBER — See P.M. 2137	—	85	510452	FLANGE, Discharge	1
43	31F-3	ADAPTER UNION, Hose to Q.R.V.	1	86	951948	GASKET, Discharge Flange	1

*NOTE: Your local authorized Bendix-Westinghouse Distributor is equipped to service components of these parts.

WHEN ORDERING PARTS, ALWAYS STATE MODEL AND SERIAL NO. OF MACHINE



[10]

HYDRAULIC SYSTEM — STEERING

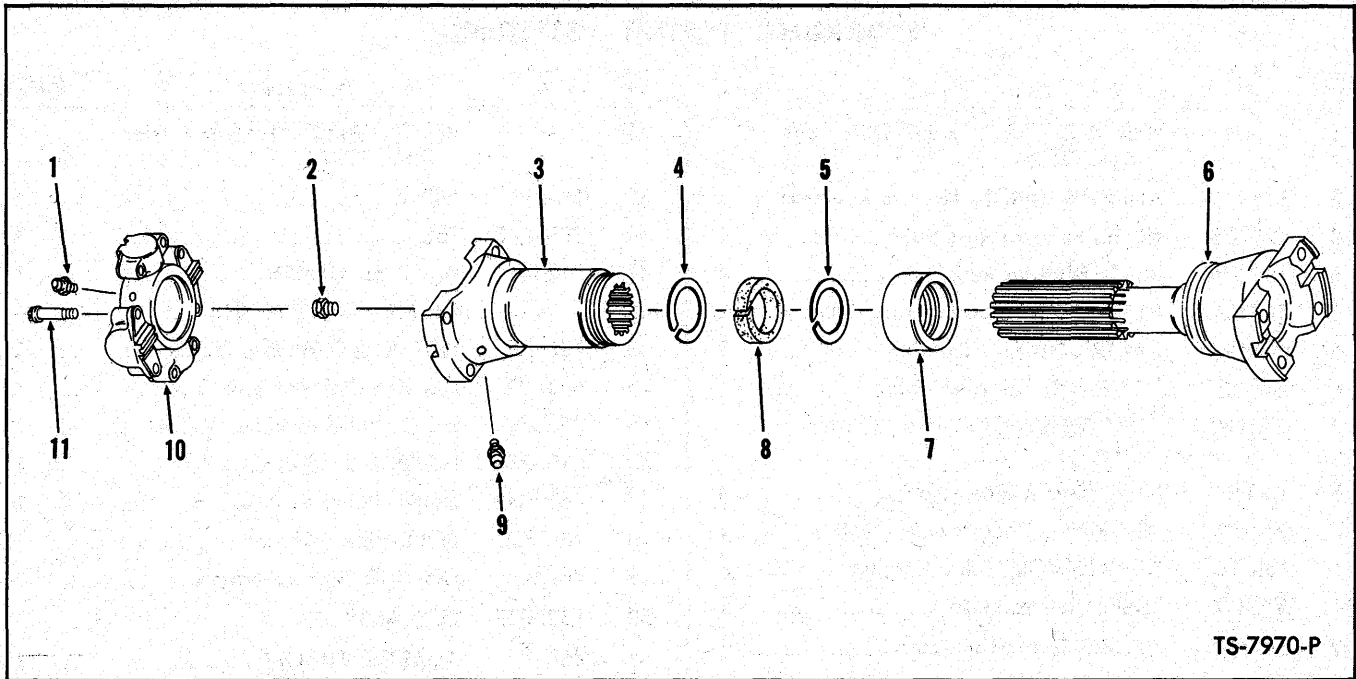
TS-7926-P

HYDRAULIC SYSTEM — STEERING

Item No.	Part No.	Description	No. Req'd.	Item No.	Part No.	Description	No. Req'd.
1	-----	HYDRAULIC OIL RESERVOIR — See P.M. 2137	—	38	-----	RELIEF VALVE, Pressure — See P.M. 2137	—
2	31F-6	ADAPTER UNION, Hose to Reservoir	1	39	5K-611	NIPPLE	1
3	520708	HOSE, Filter to Reservoir	1	40	28K-212	TEE	1
4	18C-720	BOLT, Filter to Reservoir	4	41	711046	ADAPTER UNION	1
5	570351	FILTER ASSY, Steering (Inc. 5A)	1	42	-----	FRAME — See P.M. 2137	—
5A	945580	†CARTRIDGE KIT, Steering Filter	1	43	18D-05	NUT, Relief Valve to Frame	2
6	91F-10	"O" RING, Adapter Union	1	44	645432	HOSE, Relief Valve to Pipe	1
7	535450	ADAPTER UNION, Hose to Filter (Inc. 6)	1	45	352619	HOSE, Tube to Relief Valve	1
8	18D-07	NUT, Filter to Reservoir	4	46	613337	HOSE, Relief Valve to Pipe	1
9	91F-10	"O" RING, Connector to Filter	1	47	1527042	HOSE, Pump to Pipe	1
10	15K-10	CONNECTOR, Tube to Filter	1	48	18C-820	BOLT, Pipe to Frame	1
11	573454	TUBE, Filter to Hose	1	49	4E-08	LKWSHR, Pipe to Frame	1
12	547563	"U" BOLT, Tube to Frame	1	50	1527037	PIPE ASSY	1
13	784663	CLAMP, Hose to Tube	1	51	36F-5	ADAPTER UNION	1
14	585883	HOSE, Stem to Tube	1	52	33F-5	ADAPTER UNION	1
15	784663	CLAMP, Hose to Stem	1	53	593800	HOSE, Pipe to Steering Gear	1
16	17C-724	BOLT, Flange Half to Pump	4	54	593801	HOSE, Pipe to Steering Gear	1
17	4E-07	LKWSHR, Flange Half to Pump	4	55	594179	HOSE, Pipe to Steering Gear	1
18	663094	FLANGE HALF, Stem to Pump	2	56	594179	HOSE, Pipe to Steering Gear	1
19	1526627	STEM, Hose to Pump	1	57	18K-6	CONNECTOR (Inc. 58)	2
20	25K-40116	"O" RING, Stem to Pump	1	58	91F-6	"O" RING, Connector	2
21	-----	TORQUE CONVERTER — See P.M. 2137	—	59	91F-7	"O" RING	2
22	550877	HOSE, Pipe to Cylinder	1	60	17K-7	CONNECTOR (Inc. 59)	1
23	-----	STEERING CYLINDER — See P.M. 2137	—	61	-----	STEERING GEAR — See P.M. 2137	—
24	356617	BUSHING, Reducing	1	62	17K-7	CONNECTOR (Inc. 59)	1
25	661427	ADAPTER UNION, Hose to Cylinder	2	63	25K-40100	"O" RING, Hose to Pipe	1
26	593802	HOSE, Cylinder Interconnecting	2	64	583639	PIPE, Firewall	1
27	356617	BUSHING, Reducing	1	65	-----	OMIT, Not Used on This Application	—
28	550877	HOSE, Pipe to Cylinder	1	66	18C-620	BOLT, Pipe to Firewall	3
29	25K-40110	"O" RING, Hose to Pump	1	66A	4E-06	†LKWSHR, Pipe to Firewall	3
30	663093	FLANGE HALF, Hose to Pump	2	67	17C-620	BOLT, Flange Half to Pipe	4
31	4E-06	LKWSHR, Flange Half to Pump	4	68	4E-06	LKWSHR, Flange Half to Pipe	4
32	17C-620	BOLT, Flange Half to Pump	4	69	663092	FLANGE HALF, Hose to Pipe	2
33	763322	ADAPTER UNION	1	70	1526626	TUBE, Suction	1
34	18C-536	BOLT, Relief Valve to Frame	2	71	18D-04	NUT, Tube to Frame	2
35	91F-7	"O" RING, Adapter to Relief Valve	1	72	33F-5	ADAPTER UNION	1
36	91F-7	"O" RING	1	73	784663	CLAMP, Hose to Tube	1
37	24K-7	PLUG, Relief Valve (Inc. 36)	1	74	585883	HOSE, Tube to Reservoir	1
				75	784663	CLAMP, Hose to Reservoir	1
				76	33F-5	ADAPTER UNION	1

†Not Illustrated

WHEN ORDERING PARTS, ALWAYS STATE MODEL AND SERIAL NO. OF MACHINE



TS-7970-P

PROPELLER SHAFTS — TRANSMISSION TO AXLE

Item No.	Part No.	Description	No. Req'd.
A		PROPELLER SHAFT ASSY	
B	570354	For Serial: 5TGH101 thru 5TGH142 — See page 41 of Parts Manual No. 2137 for components of this Prop Shaft	1
C	1532342	For Serial: 5TGH143 thru 5TGH999 (Inc. 1 thru 11 below)	1
1	10H-35	FITTING, Cross	2
2	946662	FITTING, Relief	1
3	946661	SLIP YOKE (Inc. 2 & 9)	1
4	946663	WASHER, Felt Retainer	1
5	946663	WASHER, Felt Retainer	1
6	946841	TUBE	1
7	946665	RETAINER, Felt	1
8	946664	WASHER, Felt	1
9	10H-25	FITTING, Slip Yoke Grease	1
10	946640	CROSS & BEARING ASSY (Inc. 1)	2
11	119428	BOLT, Cross & Bearing Attaching	16

WHEN ORDERING PARTS, ALWAYS STATE MODEL AND SERIAL NO. OF MACHINE

NUMERICAL INDEX

Part No.	Page No.	Part No.	Page No.	Part No.	Page No.	Part No.	Page No.
4E-05	9	25K-40128	5, 6	540916	9	593802	11
4E-06	3, 6, 7, 11	25K-40428	3	541223	3	594179	11
4E-07	5, 11	26K-212	5	545204	5	594339	9
4E-08	6, 11	28K-212	11	546803	5, 6	594355	6
5K-308	6	30H-50	9	546829	5	613337	11
5K-412	9	31F-1	9	547007	5	616714	3
5K-611	5, 11	31F-3	3, 9	547563	5, 6, 11	633332	5
8D-06	7	31F-4	6, 9	550877	11	639739	9
10F-04	5, 6	31F-5	5	551835	5	645432	11
10H-25	12	31F-6	11	551906	7	661417	9
10H-35	12	33F-2	9	552438	9	661427	11
12E-10	9	33F-3	9	556655	3	661428	5
12G-1064	7	33F-4	9	559192	5	663092	11
13F-02	9	33F-5	11	566092	6	663093	11
13F-04	9	36F-2	9	568728	6	663094	5, 11
13F-08	9	36F-3	3	569441	3	663095	6
14D-10	9	36F-4	6	570092	5	663748	9
15K-10	11	36F-5	5, 11	570095	5	711046	11
16F-01	7	38F-9	3	570096	5	763322	11
16F-16	3	40K-04	9	570098	6	784663	11
17C-516	9	40K-06	5	570100	6	867753	7
17C-548	9	40K-12	6	570101	6	884605	7
17C-616	6	65D-08	3	570351	11	884614	7
17C-620	11	70D-08	3, 9	570354	12	940643	9
17C-724	5, 11	71D-08	3	570529	5	942646	9
17C-824	6	72F-3	9	570531	6	943957	3
17D-2	3	75F-3	6	570534	5	944710	7
17F-2	9	91F-6	6, 11	570537	6	944776	7
17F-3	9	91F-7	11	570538	6	944777	7
17F-5	6	91F-8	5, 6	570540	5	944782	7
17K-7	11	91F-10	5, 11	570542	6	944783	7
18C-412	9	91F-11	5	571049	3	944787	7
18C-508	9	119428	12	573454	11	944800	7
18C-512	9	207647	7	573989	3	944987	7
18C-536	11	211433	6	573991	3	945580	11
18C-616	3	215502	5	573992	3	946436	6
18C-620	3, 9, 11	221992	7	574001	3	946448	6
18C-628	5	228190	5	574002	3	946449	6
18C-720	11	352619	11	574018	5, 6	946640	12
18C-820	11	356617	6, 11	574077	3	946661	12
18C-828	3, 9	356627	5	582686	7	946662	12
18D-04	5, 6, 9, 11	356628	6	583210	6	946663	12
18D-05	9, 11	507815	9	583639	9, 11	946664	12
18D-06	3, 5	507816	9	585883	11	946665	12
18D-06	9	510452	9	585884	5, 6	946841	12
18D-07	11	517089	6	586126	9	951948	9
18D-08	3	520512	6	588399	5	1310121	3
18F-4	9	520708	11	591187	3	1525040	3
18K-6	11	522969	5	591381	3	1526081	9
19F-1	9	526676	5	592741	9	1526082	9
19F-3	9	527684	9	592742	9	1526083	9
19F-4	9	527685	9	593265	9	1526089	9
19F-6	3, 6, 9	529410	6	593388	9	1526626	11
23F-4	9	530663	9	593435	9	1526627	11
24K-7	11	535450	11	593448	9	1526851	6
25K-40100	11	540129	5, 6	593484	9	1527037	11
25K-40110	11	540130	3	593800	11	1527042	11
25K-40116	6, 11	540306	9	593801	11	1532342	12

NOTES

NOTES

CLARK
EQUIPMENT

CONSTRUCTION MACHINERY DIVISION

MICHIGAN

