

| Page | Description |
|------|---|
| 1 | Audio |
| 2 | Body Controller Front J1, J2 |
| 3 | Body Controller Front J3, Cables |
| 4 | Body Controller Front J4 |
| 5 | Body Controller Left J1 |
| 6 | Body Controller Left J2, OHC |
| 7 | Body Controller Right J1 |
| 8 | Body Controller Right J2, J5 |
| 9 | Body Controller Dashboard |
| 10 | Brake Controls |
| 11 | CAN Chassis |
| 12 | CAN Party |
| 13 | CAN Vehicle |
| 14 | Door Front Left |
| 15 | Door Front Right |
| 16 | Door Rear |
| 17 | Drive Inverters |
| 18 | Driver Assistance |
| 19 | HV Battery & HVIL |
| 20 | HV Penthouse |
| 21 | HVAC Case Subassembly |
| 22 | HVAC Thermal Subassembly |
| 23 | Restraints Airbags |
| 24 | RF/Special Cables |
| 25 | Seats Front Left |
| 26 | Seats Front Right |
| 27 | Security Controls |
| 28 | Steering |
| 29 | Ultrasonics |
| 30 | Power Distribution, E-Fuse VCFront, J1-J4 |
| 31 | Power Distribution, E-Fuse VCFront, J5-J12 |
| 32 | Power Distribution, E-Fuse VCLeft, J1-J3 |
| 33 | Power Distribution, E-Fuse VCLeft, J4-J9 |
| 34 | Power Distribution, E-Fuse VCRight, J1-J3 |
| 35 | Power Distribution, E-Fuse VCRight, J4-J9 |
| 36 | Power Distribution, Grounding A,B,C Pillars |
| 37 | Power Distribution, Grounding Frunk |
| 38 | Power Distribution, Grounding Trunk |

Table 1: Abbreviations

| | | | |
|-----|----------------|-----|-----------------|
| LF | Left Front | RF | Right Front |
| LR | Left Rear | RR | Right Rear |
| LHS | Left-Hand Side | RHS | Right-Hand Side |

Table 2: Harness Designators

| | | | |
|---|------------------|---|---------------|
| A | LH BODY | Q | PARCEL SHELF |
| B | RH BODY | R | LH RR DOOR |
| C | CENTER CONSOLE | S | RH RR DOOR |
| D | LH FR DOOR | T | LIFT GATE |
| F | FR FASCIA | U | THERMAL |
| G | RR FASCIA | V | GLASS |
| H | HV PENTHOUSE | W | FRUNK |
| J | IP | X | REAR SUBFRAME |
| K | HEADLINER | Y | FRONT SEATS |
| L | FRONT END MODULE | | |
| N | FRONT SUBFRAME | | |
| P | RH FR DOOR | | |

Table 3: Wire Color Designators

| | | | |
|----|-------|----|-----------------|
| BK | Black | OG | Orange |
| BN | Brown | RD | Red |
| BU | Blue | VT | Violet (Purple) |
| GN | Green | WH | White |
| GY | Gray | YE | Yellow |

Table 4: Wire Type Designators

| | |
|------|--|
| FLRY | Thin wall 105C rated, regular stranded PVC insulated [FLRY-A] |
| FLRB | Thin wall 105C rated, bunched conductor PVC insulated [FLRY-B] |
| MCIV | Thin wall 105C rated, compressed conductor PVC (halogen free) insulated |
| XR15 | Thin wall 150C rated, cross-linked polyolefin, high flexible |
| FLXB | Thin wall 125C rated, cross-linked polyolefin, high flexible, halogen free insulated |
| 3TBL | Thick wall 105C rated, aluminum conductor PVC insulated |

Table 5: Option Codes

| | |
|---------|-------------------------------|
| DRIVR | Driver Seat |
| PASSN | Passenger Seat |
| LHST | Left side Seat |
| RHST | Right Side Seat |
| FOG | Fog Light |
| MCOLM | Manual Steering Column |
| PCOLM | Power Steering Column |
| BAUDIO | Base Audio |
| PAUDIO | Premium Audio |
| COLDW | Cold Weather Package |
| LHD | Left Hand Drive |
| RHD | Right Hand Drive |
| AWD | All Wheel Drive |
| RWD | Rear Wheel Drive |
| BINLT | Base Interior Lights |
| PINLT | Premium Interior Lights |
| BMIRROR | Base Mirror |
| PMIRROR | Premium Mirror with Powerfold |
| REAP | Region Asia Pacific |
| REEU | Region Europe |
| RENA | Region North America |
| CSUSP | Coil Suspension |
| PREMST | Premium Seat |

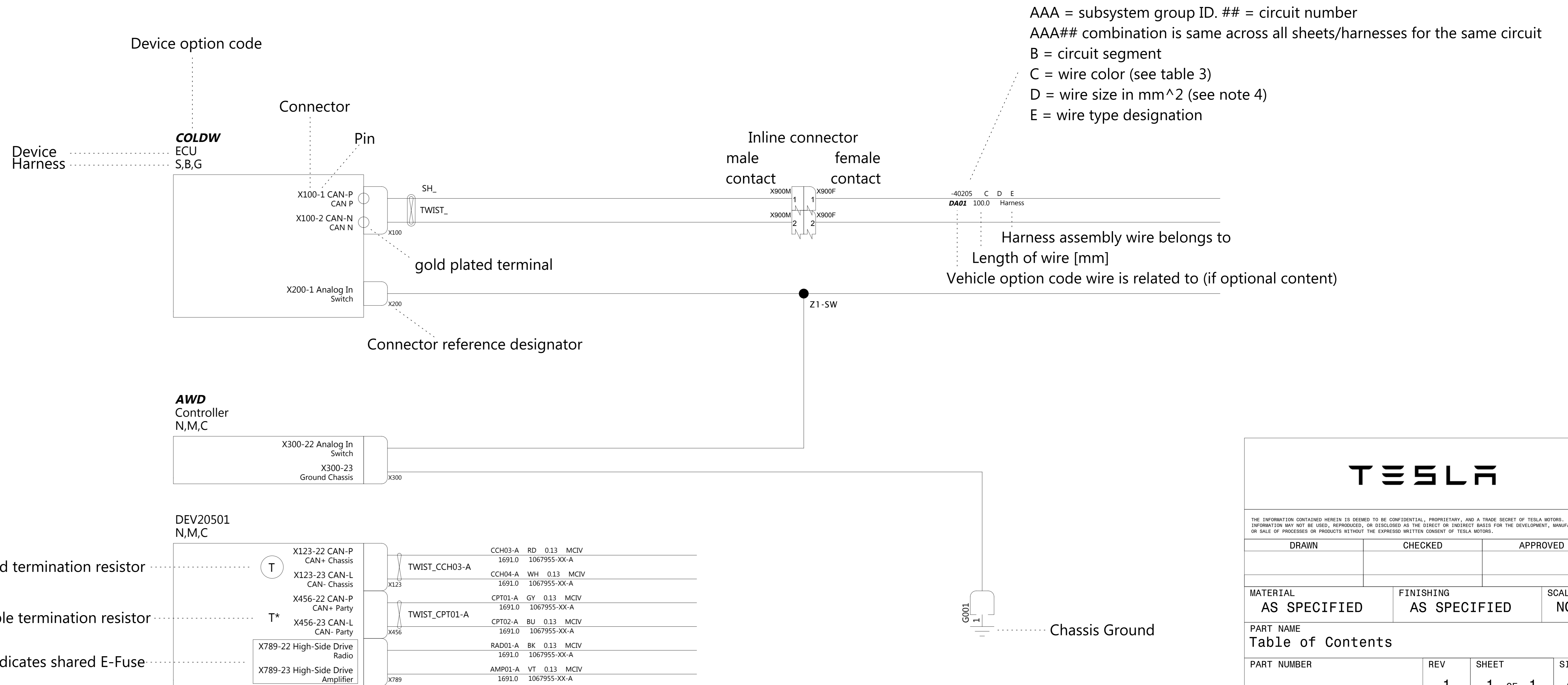
General Notes:

- Switches [Relays] are shown in their inactive [de-energized] state.
- Splices may be split across pages for visual clarity with respect to the function displayed on the particular page.
- Some connectors are split across multiple pages for clarity.
There is no overall reference in this document for the signals routed to a specific connector.
- Wire sizes are specified in mm² cross-sectional area (CSA) per SAE 1127/8
- Wire Specification: 60V, thin-wall PVC (ISO type or equivalent).
Default wire type to be rated 60VDC/25VAC and -40C to 105C operating temperature.
See DIN 13602 or ISO 6722 for detailed specifications.
- Unless otherwise specified at the device pins, terminal plating is to be Tin or Pre-Tin

TERMINAL PLATING

- GOLD TERMINAL NECESSARY
- SILVER PLATING NECESSARY

- Inline connector gender specification is based on the terminal type.
Inline connectors with "M" suffix have male, tab or pin terminals
Inline connectors with "F" suffix have female, receptacle or socket terminals



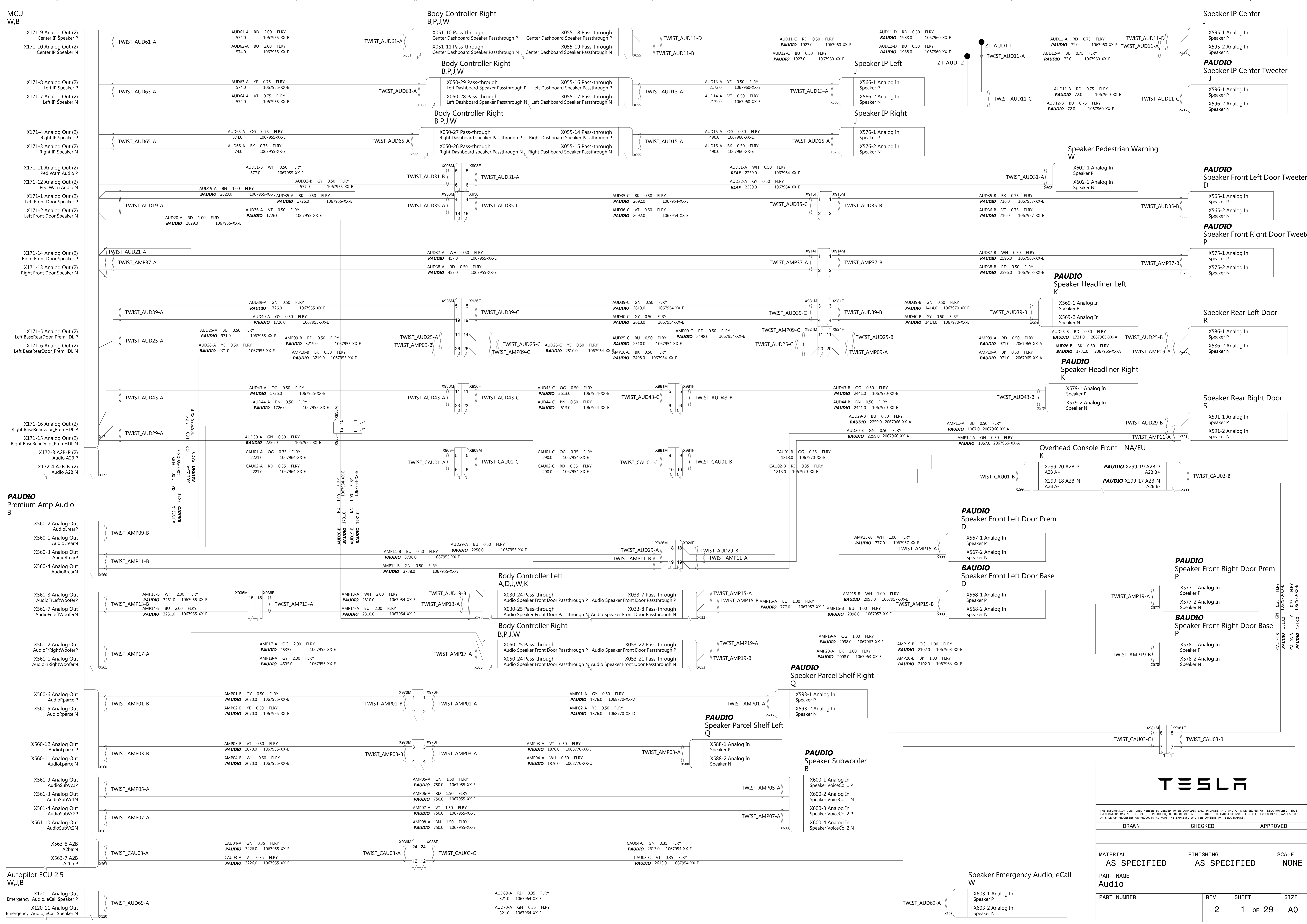
TESLA

THE INFORMATION CONTAINED HEREIN IS DEEMED TO BE CONFIDENTIAL, PROPRIETARY, AND A TRADE SECRET OF TESLA MOTORS. THIS INFORMATION MAY NOT BE USED, REPRODUCED, OR DISCLOSED AS THE DIRECT OR INDIRECT BASIS FOR THE DEVELOPMENT, MANUFACTURE, OR SALE OF PROCESSES OR PRODUCTS WITHOUT THE EXPRESS WRITTEN CONSENT OF TESLA MOTORS.

| DRAWN | CHECKED | APPROVED |
|-------|---------|----------|
| | | |

| MATERIAL AS SPECIFIED | FINISHING AS SPECIFIED | SCALE NONE |
|-----------------------|------------------------|------------|
| | | |

| PART NAME Table of Contents | | | |
|-----------------------------|-----|--------|------|
| PART NUMBER | REV | SHEET | SIZE |
| | 1 | 1 OF 1 | A0 |



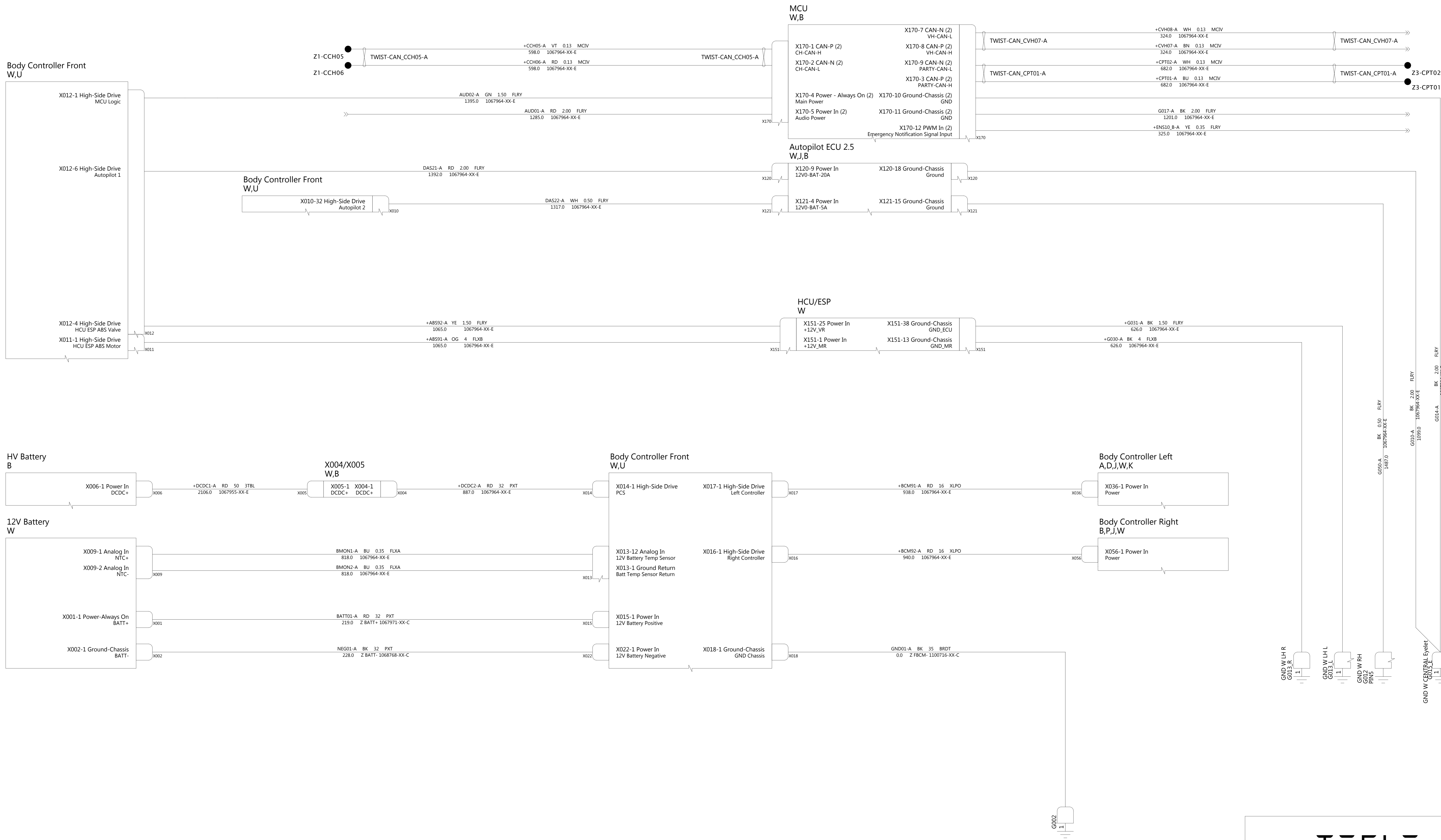
THE INFORMATION CONTAINED HEREIN IS DEEMED TO BE CONFIDENTIAL, PROPRIETARY, AND A TRADE SECRET OF TESLA MOTORS. THIS INFORMATION MAY NOT BE USED, REPRODUCED, OR DISCLOSED AS THE DIRECT OR INDIRECT BASIS FOR THE DEVELOPMENT, MANUFACTURE, OR SALE OF PROCESSES OR PRODUCTS WITHOUT THE EXPRESSED WRITTEN CONSENT OF TESLA MOTORS.

| DRAWN | | CHECKED | | APPROVED | |
|-----------------------|--|------------------------|--|---------------|--|
| | | | | | |
| MATERIAL AS SPECIFIED | | FINISHING AS SPECIFIED | | SCALE NONE | |
| PART NAME Audio | | REV 2 | | SHEET 1 OF 29 | |
| PART NUMBER | | REV 2 | | SIZE A0 | |



THE INFORMATION CONTAINED HEREIN IS DEEMED TO BE CONFIDENTIAL, PROPRIETARY, AND A TRADE SECRET OF TESLA MOTORS. THIS INFORMATION MAY NOT BE USED, REPRODUCED, OR DISCLOSED AS THE DIRECT OR INDIRECT BASIS FOR THE DEVELOPMENT, MANUFACTURE, OR SALE OF PROCESSES OR PRODUCTS WITHOUT THE EXPRESSED WRITTEN CONSENT OF TESLA MOTORS.

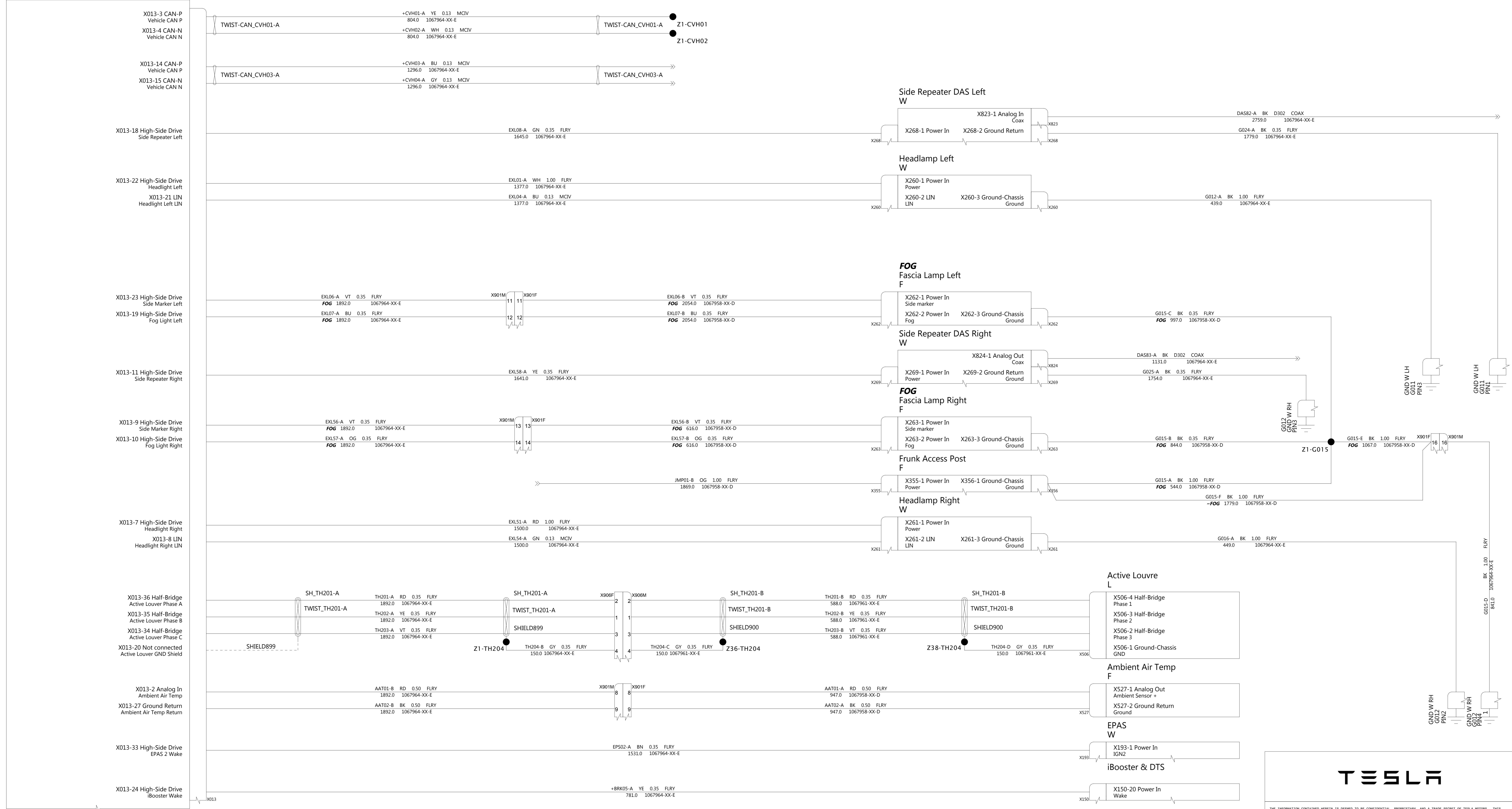
| DRAWN | CHECKED | APPROVED |
|--|---------------------------|---------------|
| | | |
| MATERIAL AS SPECIFIED | FINISHING AS SPECIFIED | SCALE NONE |
| PART NAME Body Controller Front J1,J2 | | |
| PART NUMBER | REV | SHEET |
| | 2 | 2 OF 29 |
| | | SIZE A0 |



THE INFORMATION CONTAINED HEREIN IS DEEMED TO BE CONFIDENTIAL, PROPRIETARY, AND A TRADE SECRET OF TESLA MOTORS. THIS INFORMATION MAY NOT BE USED, REPRODUCED, OR DISCLOSED AS THE DIRECT OR INDIRECT BASIS FOR THE DEVELOPMENT, MANUFACTURE, OR SALE OF PROCESSES OR PRODUCTS WITHOUT THE EXPRESSED WRITTEN CONSENT OF TESLA MOTORS.

| | | |
|---|---------------------------|------------------|
| DRAWN | CHECKED | APPROVED |
| | | |
| MATERIAL AS SPECIFIED | FINISHING AS SPECIFIED | SCALE NONE |
| PART NAME Body Controller Front J3, Cables | | |
| PART NUMBER | REV 2 | SHEET 3 OF 29 |
| | | SIZE A0 |

Body Controller Front
W,U



TESLA

THE INFORMATION CONTAINED HEREIN IS DEEMED TO BE CONFIDENTIAL, PROPRIETARY, AND A TRADE SECRET OF TESLA MOTORS. THIS INFORMATION MAY NOT BE USED, REPRODUCED, OR DISCLOSED AS THE DIRECT OR INDIRECT BASIS FOR THE DEVELOPMENT, MANUFACTURE, OR SALE OF PROCESSES OR PRODUCTS WITHOUT THE EXPRESS WRITTEN CONSENT OF TESLA MOTORS.

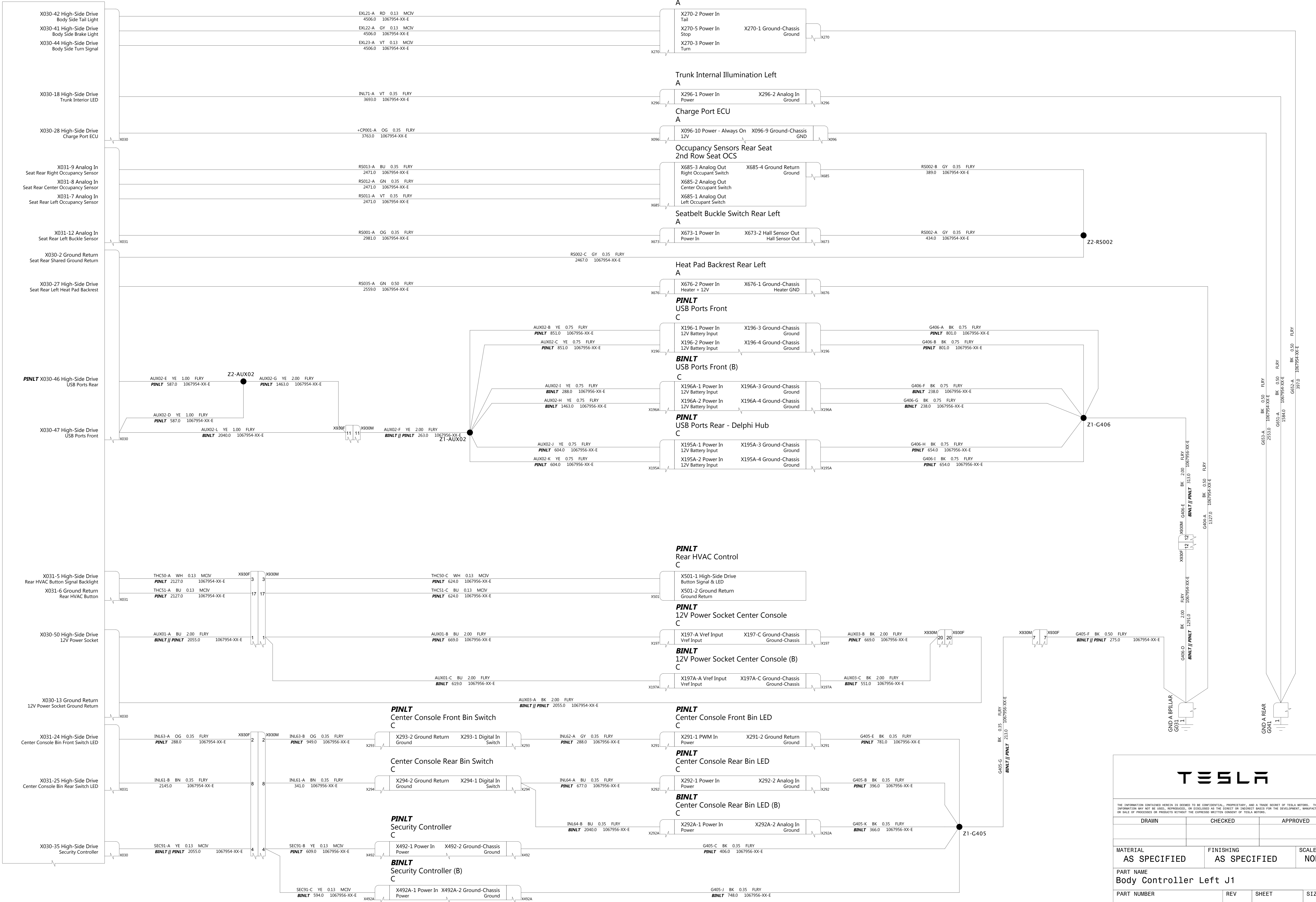
| | | |
|-------|---------|----------|
| DRAWN | CHECKED | APPROVED |
|-------|---------|----------|

| | | |
|--------------------------|---------------------------|---------------|
| MATERIAL AS SPECIFIED | FINISHING AS SPECIFIED | SCALE NONE |
|--------------------------|---------------------------|---------------|

PART NAME
Body Controller Front J4

| | | | |
|-------------|-----|---------|------|
| PART NUMBER | REV | SHEET | SIZE |
| | 2 | 4 OF 29 | A0 |


Body Controller Left
A,D,J,W,K



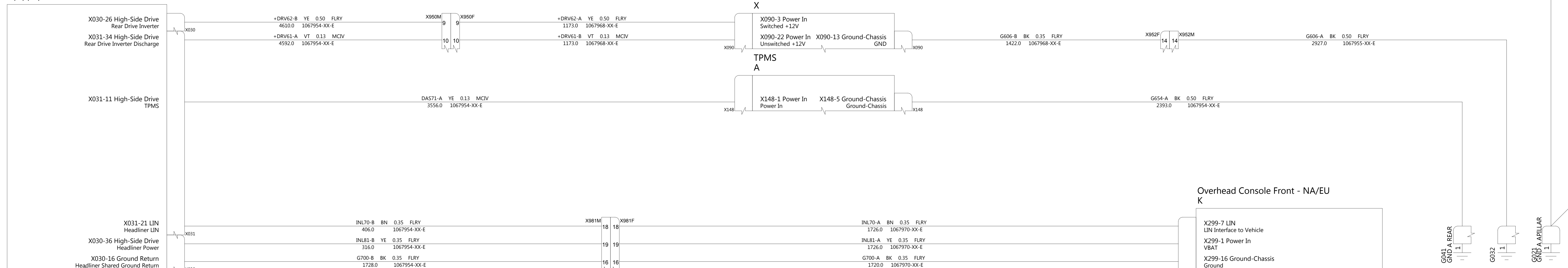
THE INFORMATION CONTAINED HEREIN IS DEEMED TO BE CONFIDENTIAL, PROPRIETARY, AND A TRADE SECRET OF TESLA MOTORS. THIS INFORMATION MAY NOT BE USED, REPRODUCED, OR DISCLOSED AS THE DIRECT OR INDIRECT BASIS FOR THE DEVELOPMENT, MANUFACTURE, OR SALE OF PROCESSES OR PRODUCTS WITHOUT THE EXPRESS WRITTEN CONSENT OF TESLA MOTORS.

| DRAWN | CHECKED | APPROVED |
|--------------------------------------|---------------------------|---------------|
| | | |
| MATERIAL AS SPECIFIED | FINISHING AS SPECIFIED | SCALE NONE |
| PART NAME Body Controller Left J1 | | |
| PART NUMBER | REV | SHEET |
| | 2 | 5 OF 29 |
| | | SIZE A0 |


Body Controller Left
A,D,J,W,K




Body Controller Left
A,D,J,W,K



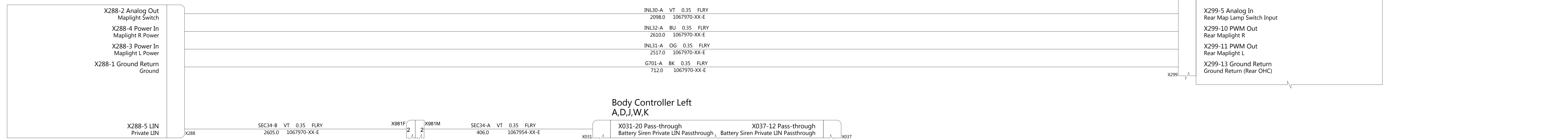
Vanity LED Right
K



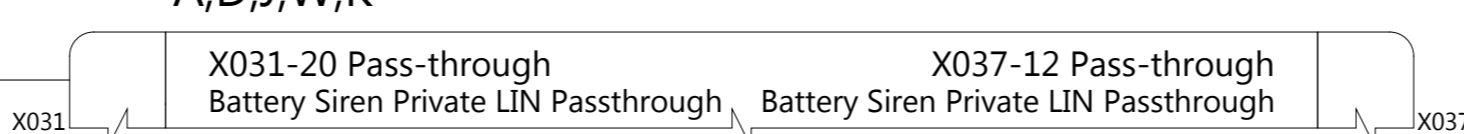
Vanity LED Left
K



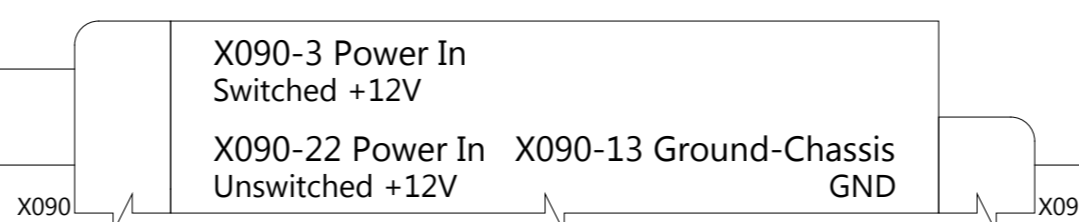
Overhead Console Rear - NA/EU
K



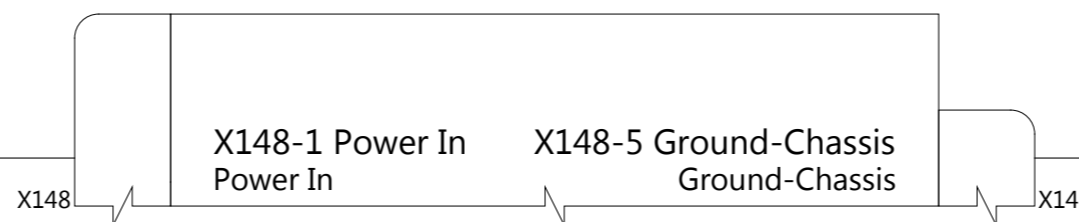
Body Controller Left
A,D,J,W,K



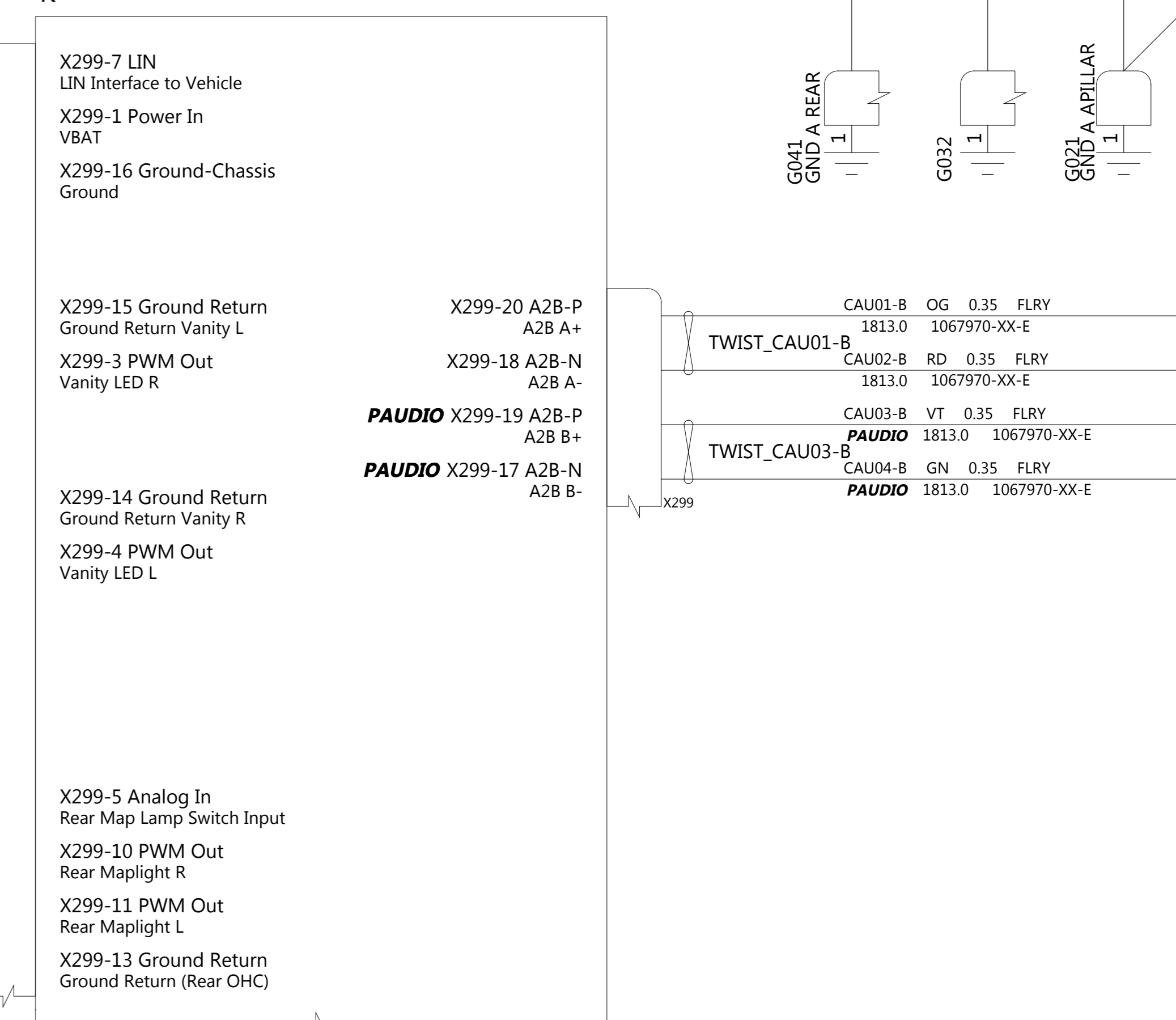
Drive Inverter Rear & Resolver
X



TPMS
A

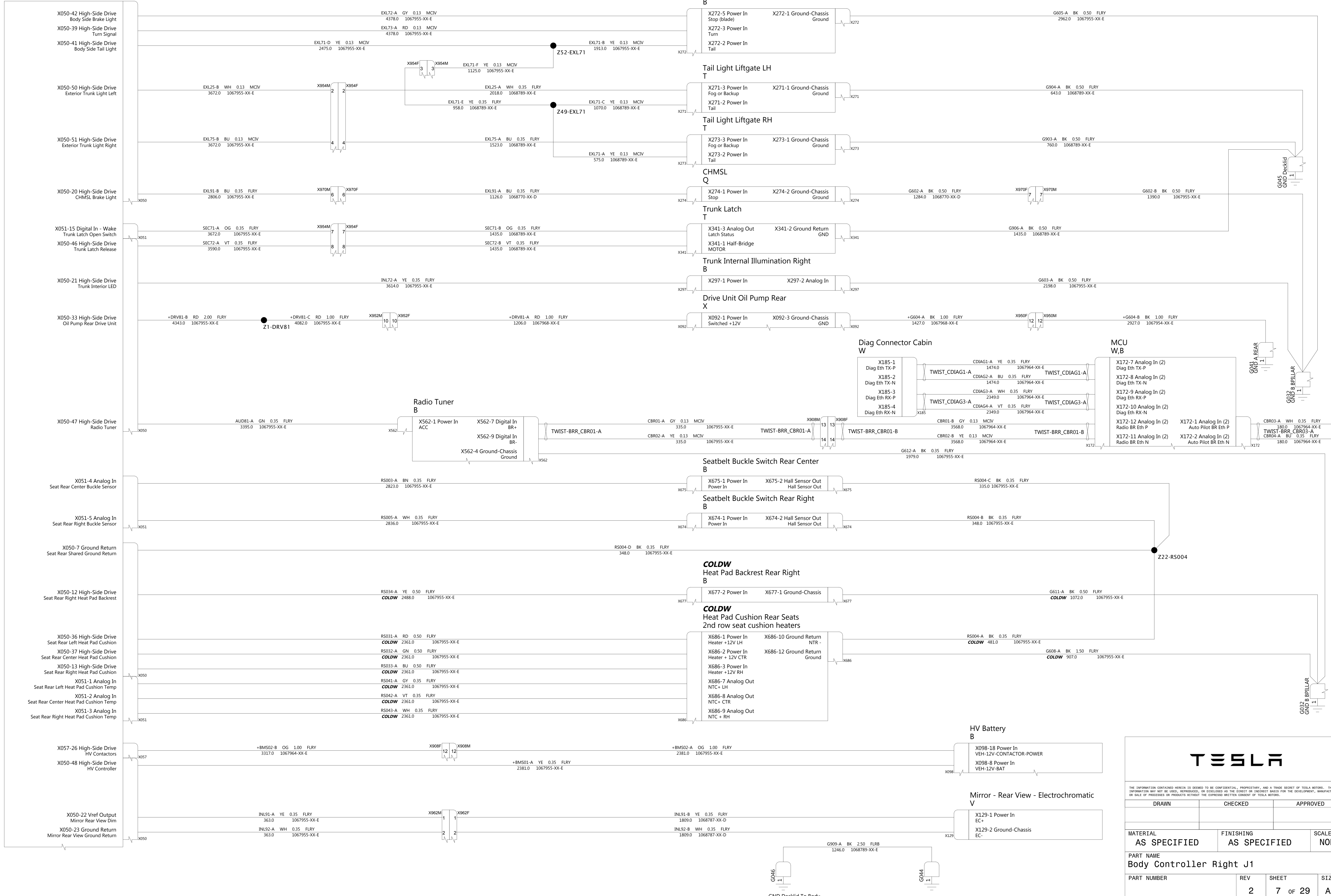


Overhead Console Front - NA/EU
K



| | | | |
|---|---------------------------|------------------|------------|
| <small>THE INFORMATION CONTAINED HEREIN IS DEEMED TO BE CONFIDENTIAL, PROPRIETARY, AND A TRADE SECRET OF TESLA MOTORS. THIS INFORMATION MAY NOT BE USED, REPRODUCED, OR DISCLOSED AS THE DIRECT OR INDIRECT BASIS FOR THE DEVELOPMENT, MANUFACTURE, OR SALE OF PROCESSES OR PRODUCTS WITHOUT THE EXPRESSED WRITTEN CONSENT OF TESLA MOTORS.</small> | | | |
| DRAWN | CHECKED | APPROVED | |
| MATERIAL AS SPECIFIED | FINISHING AS SPECIFIED | SCALE NONE | |
| PART NAME Body Controller Left J2, OHC | | | |
| PART NUMBER | REV 2 | SHEET 6 OF 29 | SIZE A0 |

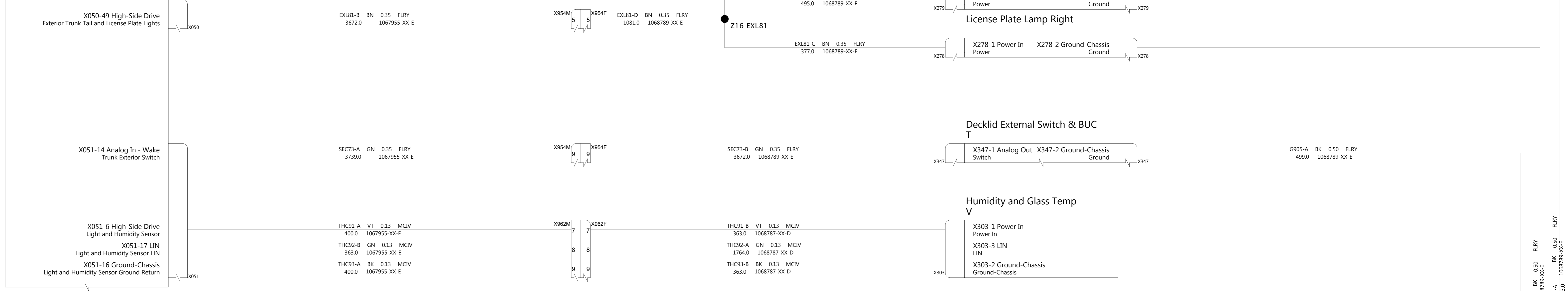
Body Controller Right
B,P,J,W



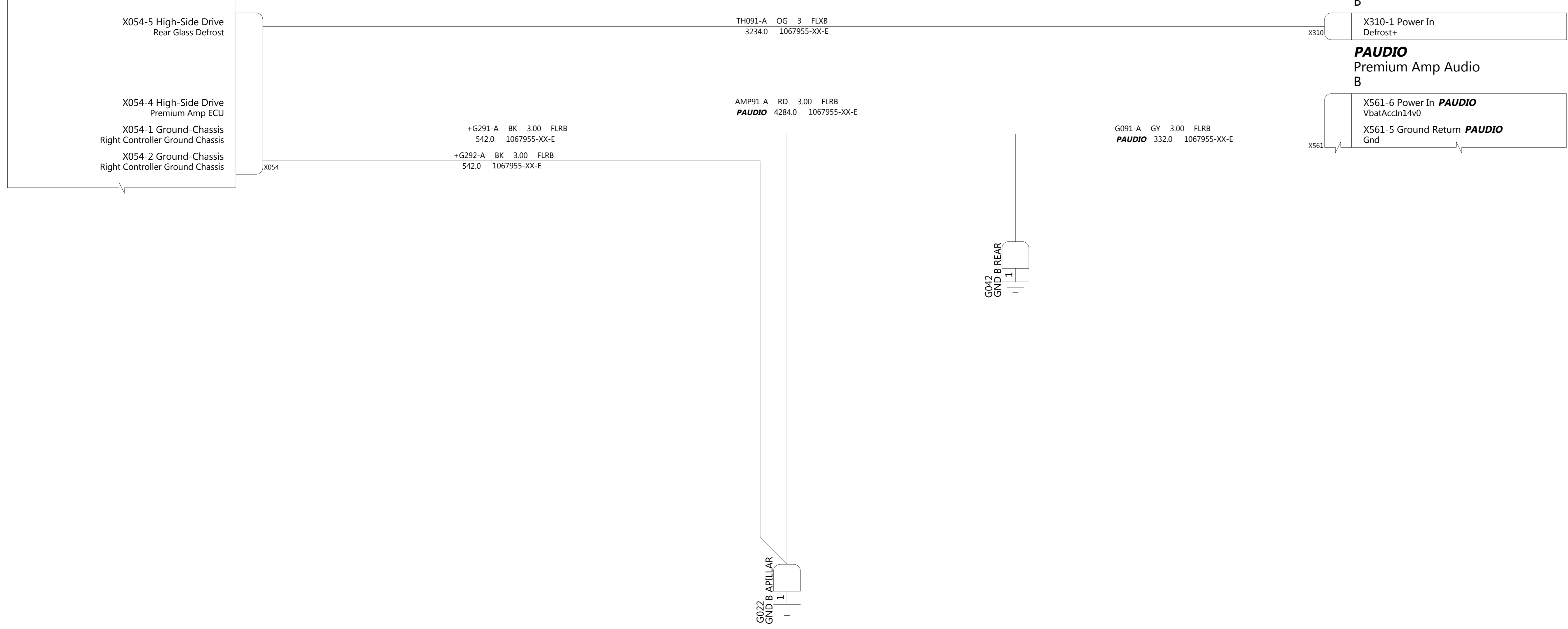
THE INFORMATION CONTAINED HEREIN IS DEEMED TO BE CONFIDENTIAL, PROPRIETARY, AND A TRADE SECRET OF TESLA MOTORS. THIS INFORMATION MAY NOT BE USED, REPRODUCED, OR DISCLOSED AS THE DIRECT OR INDIRECT BASIS FOR THE DEVELOPMENT, MANUFACTURE, OR SALE OF PROCESSES OR PRODUCTS WITHOUT THE EXPRESS WRITTEN CONSENT OF TESLA MOTORS.

| DRAWN | CHECKED | APPROVED |
|---------------------------------------|---------------------------|---------------|
| | | |
| MATERIAL AS SPECIFIED | FINISHING AS SPECIFIED | SCALE NONE |
| PART NAME Body Controller Right J1 | | |
| PART NUMBER | REV | SHEET |
| | 2 | 7 OF 29 |
| | | SIZE A0 |

Body Controller Right
B,P,J,W



Body Controller Right
B,P,J,W



TESLA

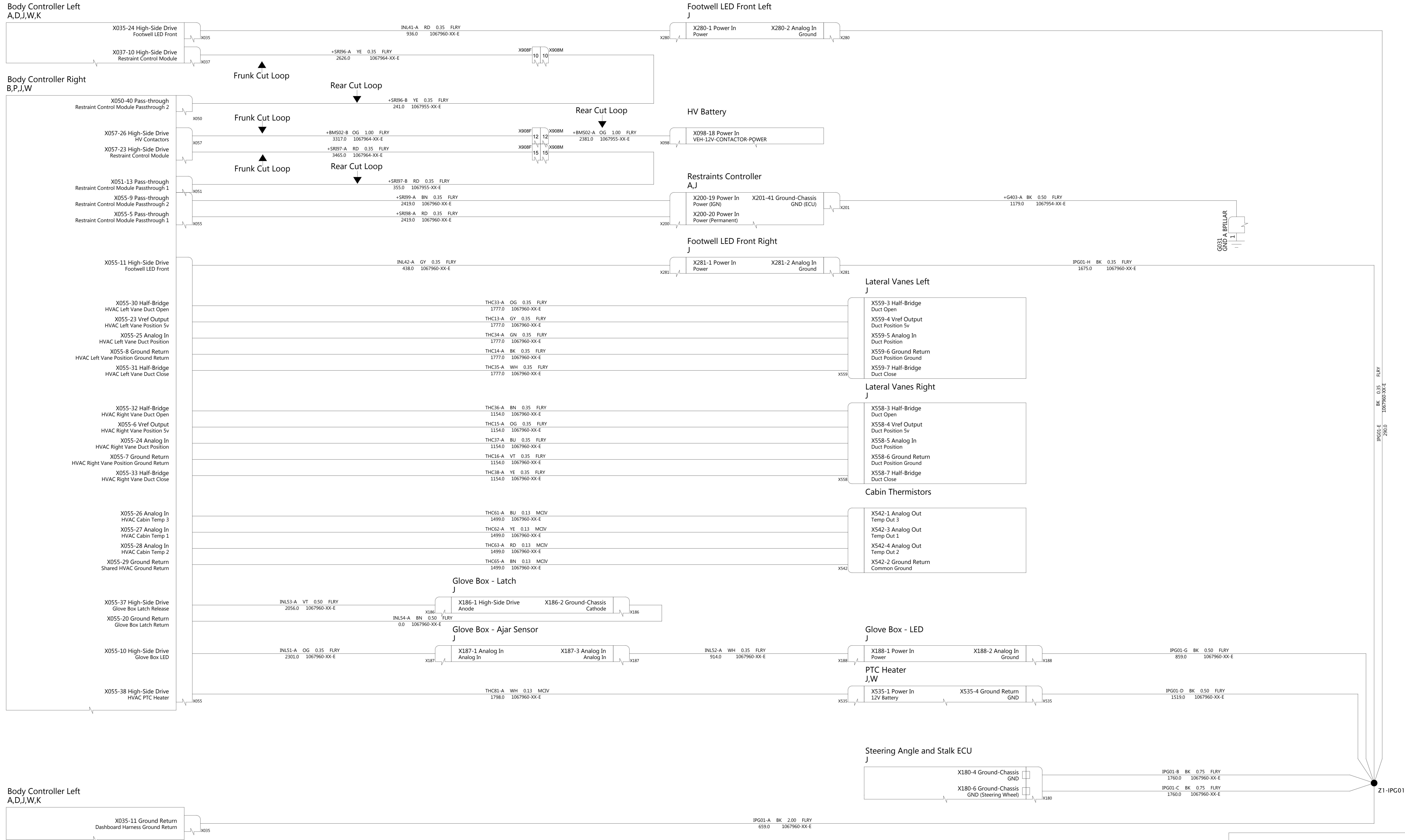
THE INFORMATION CONTAINED HEREIN IS DEEMED TO BE CONFIDENTIAL, PROPRIETARY, AND A TRADE SECRET OF TESLA MOTORS. THIS INFORMATION MAY NOT BE USED, REPRODUCED, OR DISCLOSED AS THE DIRECT OR INDIRECT BASIS FOR THE DEVELOPMENT, MANUFACTURE, OR SALE OF PROCESSES OR PRODUCTS WITHOUT THE EXPRESSED WRITTEN CONSENT OF TESLA MOTORS.

| | | |
|-------|---------|----------|
| DRAWN | CHECKED | APPROVED |
|-------|---------|----------|

| | | |
|--------------------------|---------------------------|---------------|
| MATERIAL AS SPECIFIED | FINISHING AS SPECIFIED | SCALE NONE |
|--------------------------|---------------------------|---------------|

PART NAME
Body Controller Right J2, J5

| | | | |
|-------------|-----|---------|------|
| PART NUMBER | REV | SHEET | SIZE |
| | 2 | 8 OF 29 | A0 |



TESLA

THE INFORMATION CONTAINED HEREIN IS DEEMED TO BE CONFIDENTIAL, PROPRIETARY, AND A TRADE SECRET OF TESLA MOTORS. THIS INFORMATION MAY NOT BE USED, REPRODUCED, OR DISCLOSED AS THE DIRECT OR INDIRECT BASIS FOR THE DEVELOPMENT, MANUFACTURE, OR SALE OF PROCESSES OR PRODUCTS WITHOUT THE EXPRESSED WRITTEN CONSENT OF TESLA MOTORS.


| | | |
|-------|---------|----------|
| DRAWN | CHECKED | APPROVED |
|-------|---------|----------|

| | | |
|--------------------------|---------------------------|---------------|
| MATERIAL AS SPECIFIED | FINISHING AS SPECIFIED | SCALE NONE |
|--------------------------|---------------------------|---------------|

PART NAME
Body Controllers Dashboard

| | | | |
|-------------|-----|---------|------|
| PART NUMBER | REV | SHEET | SIZE |
| | 2 | 9 OF 29 | A0 |

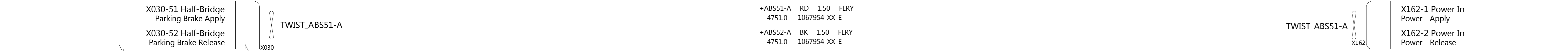
HCU/ESP
W



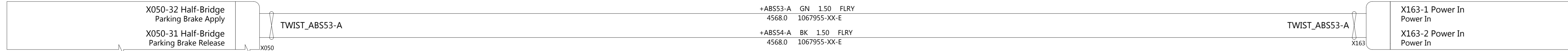
iBooster & DTS
W



Body Controller Left
A,D,J,W,K



Body Controller Right
B,P,J,W



TESLA

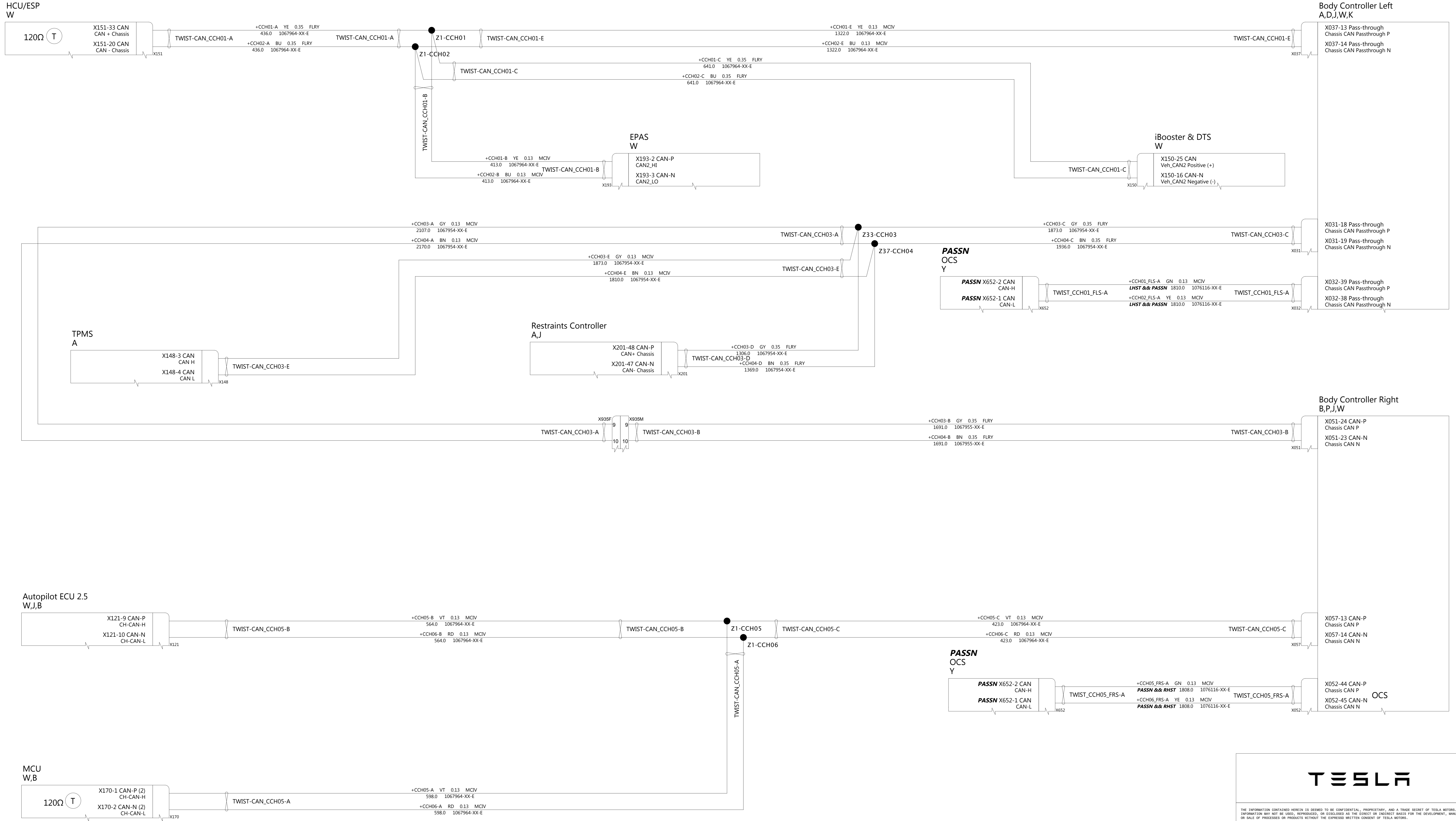
THE INFORMATION CONTAINED HEREIN IS DEEMED TO BE CONFIDENTIAL, PROPRIETARY, AND A TRADE SECRET OF TESLA MOTORS. THIS INFORMATION MAY NOT BE USED, REPRODUCED, OR DISCLOSED AS THE DIRECT OR INDIRECT BASIS FOR THE DEVELOPMENT, MANUFACTURE, OR SALE OF PROCESSES OR PRODUCTS WITHOUT THE EXPRESSED WRITTEN CONSENT OF TESLA MOTORS.

| DRAWN | CHECKED | APPROVED |
|-------|---------|----------|
| | | |

| MATERIAL | FINISHING | SCALE |
|--------------|--------------|-------|
| AS SPECIFIED | AS SPECIFIED | NONE |

PART NAME
Brake Controls

| PART NUMBER | REV | SHEET | SIZE |
|-------------|-----|----------|------|
| | 2 | 10 OF 29 | A0 |

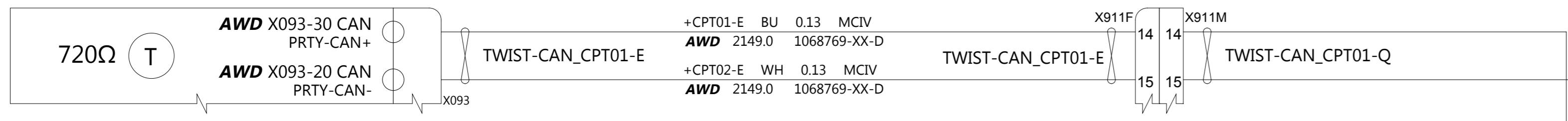


TESLA


THE INFORMATION CONTAINED HEREIN IS DEEMED TO BE CONFIDENTIAL, PROPRIETARY, AND A TRADE SECRET OF TESLA MOTORS. THIS INFORMATION MAY NOT BE USED, REPRODUCED, OR DISCLOSED AS THE OBJECT OR INSTRUMENT BASIS FOR THE DEVELOPMENT, MANUFACTURE, OR SALE OF PROCESSES OR PRODUCTS WITHOUT THE EXPRESSED WRITTEN CONSENT OF TESLA MOTORS.

| | | |
|--------------------------|---------------------------|---------------|
| DRAWN | CHECKED | APPROVED |
| MATERIAL AS SPECIFIED | FINISHING AS SPECIFIED | SCALE NONE |
| PART NAME CAN Chassis | | |
| PART NUMBER | REV | SHEET |
| | 2 | 11 OF 29 |
| | | SCALE A0 |

AWD
Drive Inverter Front & Resolver
N




Body Controller Front
W,U

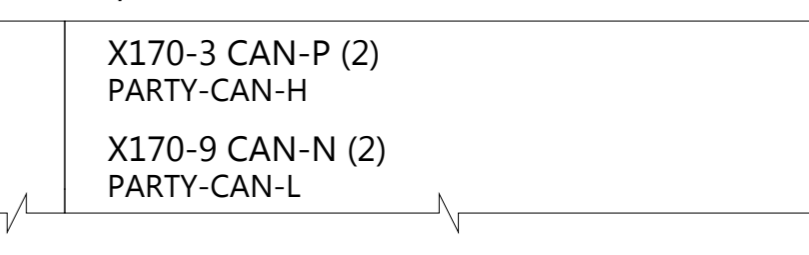


Fixed termination with
part number ending in -00-G

Autopilot ECU 2.5
W,J,B



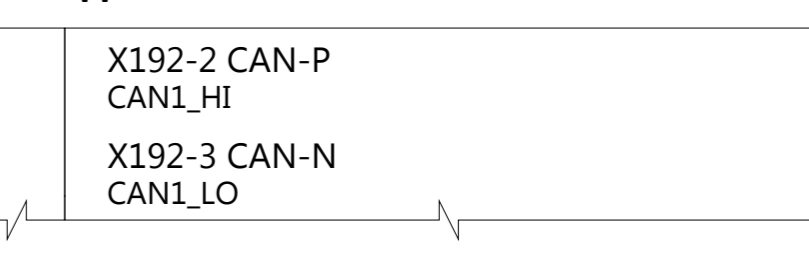
MCU
W,B



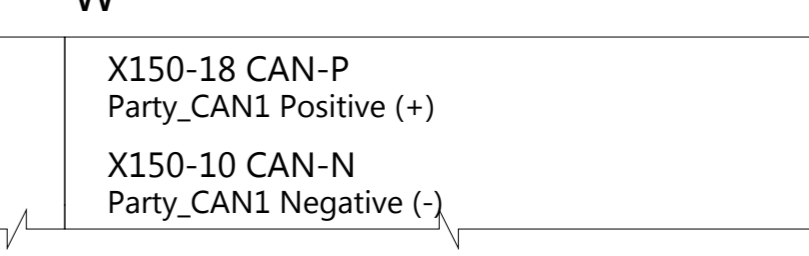
HCU/ESP
W




EPAS
W



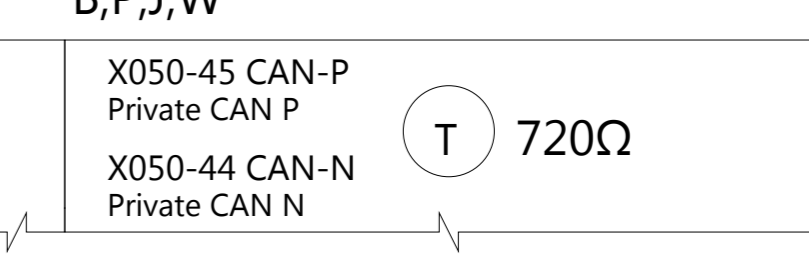
iBooster & DTS
W



Body Controller Left
A,D,J,W,K

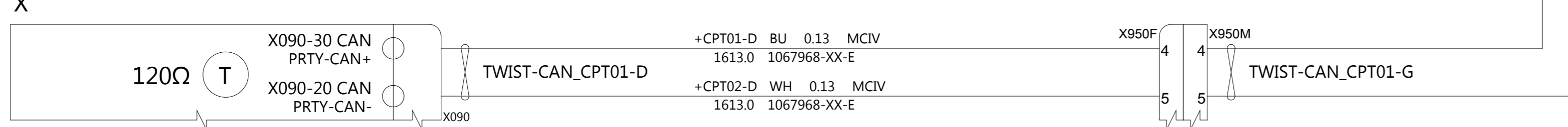


Body Controller Right
B,P,J,W



Fixed termination with
part number ending in -00-G

Drive Inverter Rear & Resolver
X




Restraints Controller
A,J



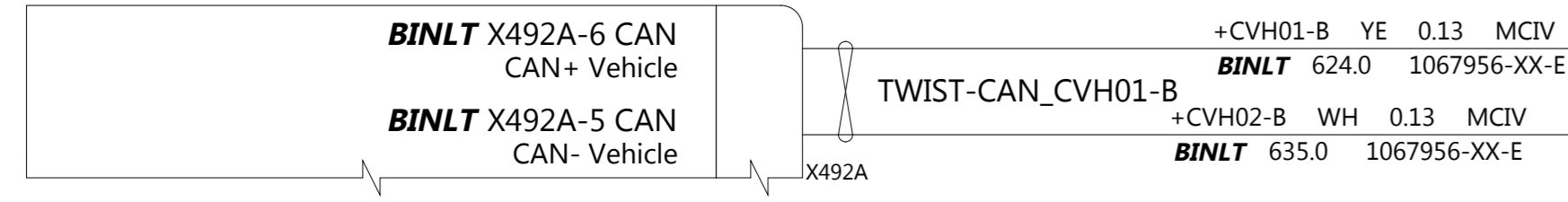
THE INFORMATION CONTAINED HEREIN IS DEEMED TO BE CONFIDENTIAL, PROPRIETARY, AND A TRADE SECRET OF TESLA MOTORS. THIS INFORMATION MAY NOT BE USED, REPRODUCED, OR DISCLOSED AS THE DIRECT OR INDIRECT BASIS FOR THE DEVELOPMENT, MANUFACTURE, OR SALE OF PROCESSES OR PRODUCTS WITHOUT THE EXPRESS WRITTEN CONSENT OF TESLA MOTORS.

| | | |
|--------------------------|---------------------------|---------------|
| DRAWN | CHECKED | APPROVED |
| MATERIAL AS SPECIFIED | FINISHING AS SPECIFIED | SCALE NONE |
| PART NAME CAN Party | | |
| PART NUMBER | REV | SHEET |
| | 2 | 12 OF 29 |
| | | SCALE A0 |

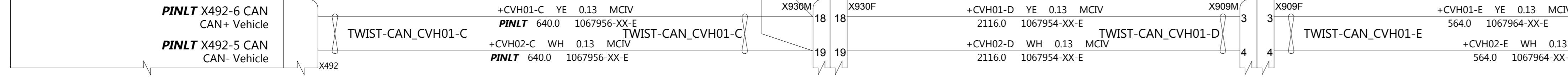
AWD
Drive Inverter Front & Resolver
N



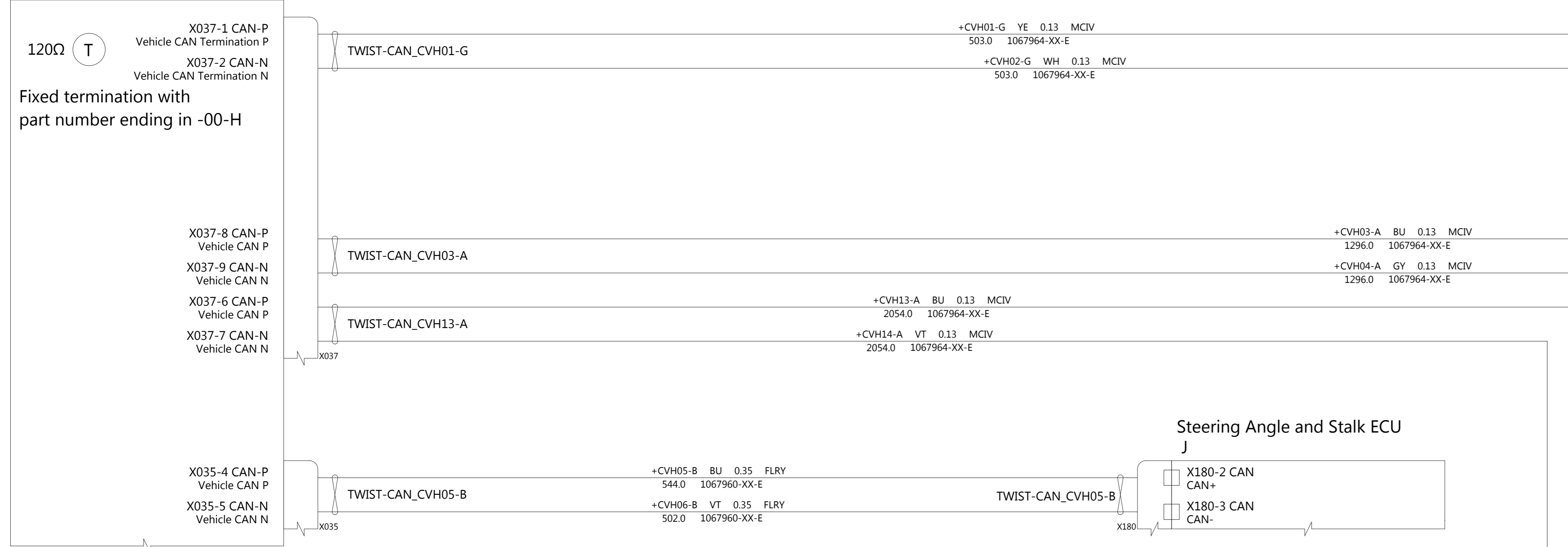
BINLT
Security Controller (B)
C



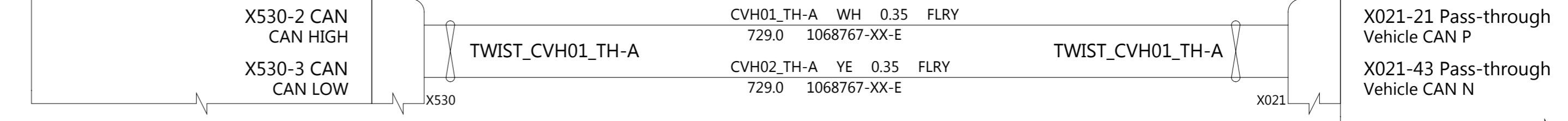
PINLT
Security Controller
C



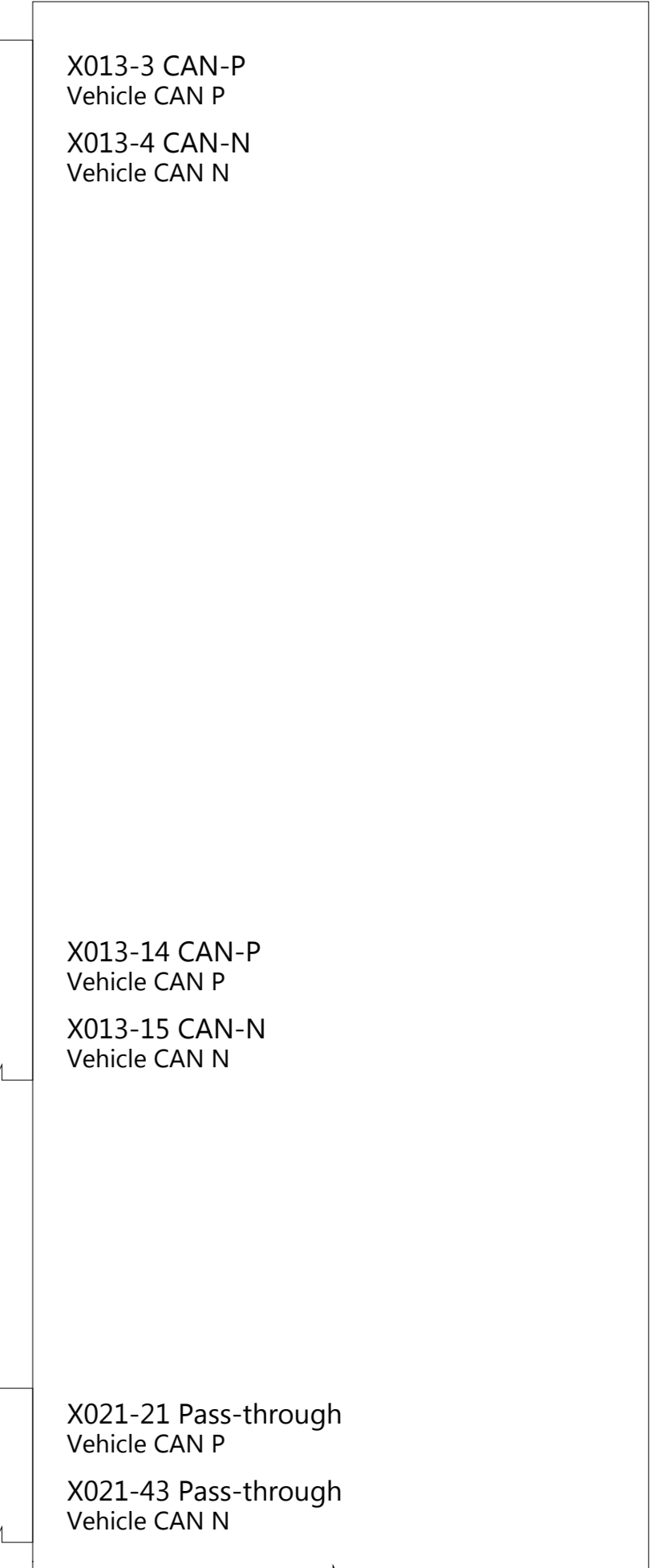
Body Controller Left
A,D,J,W,K



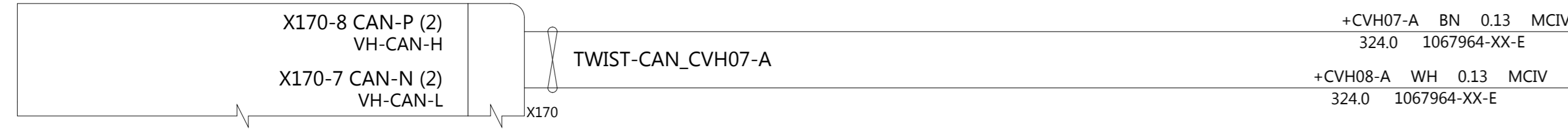
HV Compressor
U,W




Body Controller Front
W,U



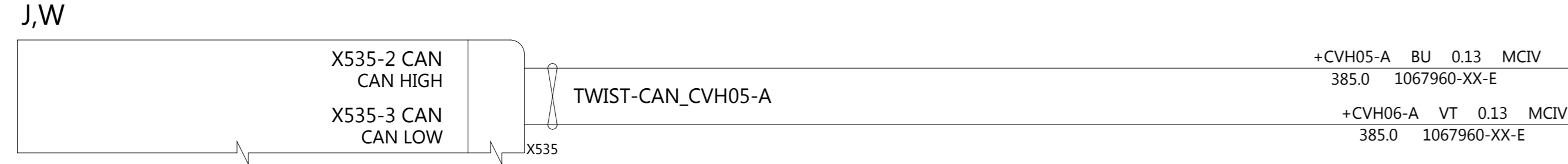
MCU
W,B



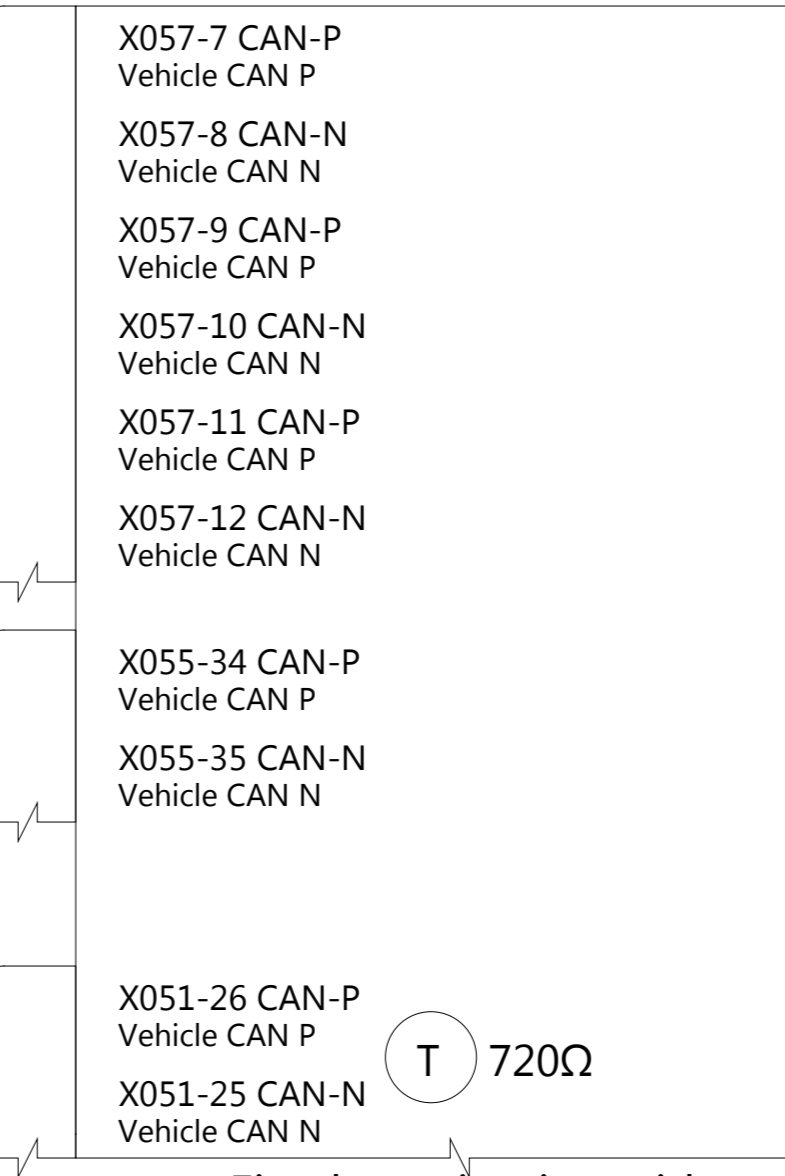
Autopilot ECU 2.5
W,J,B



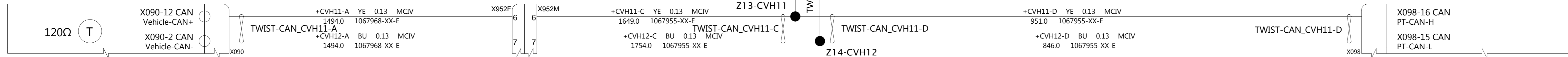
PTC Heater
J,W



Body Controller Right
B,P,J,W



Drive Inverter Rear & Resolver
X



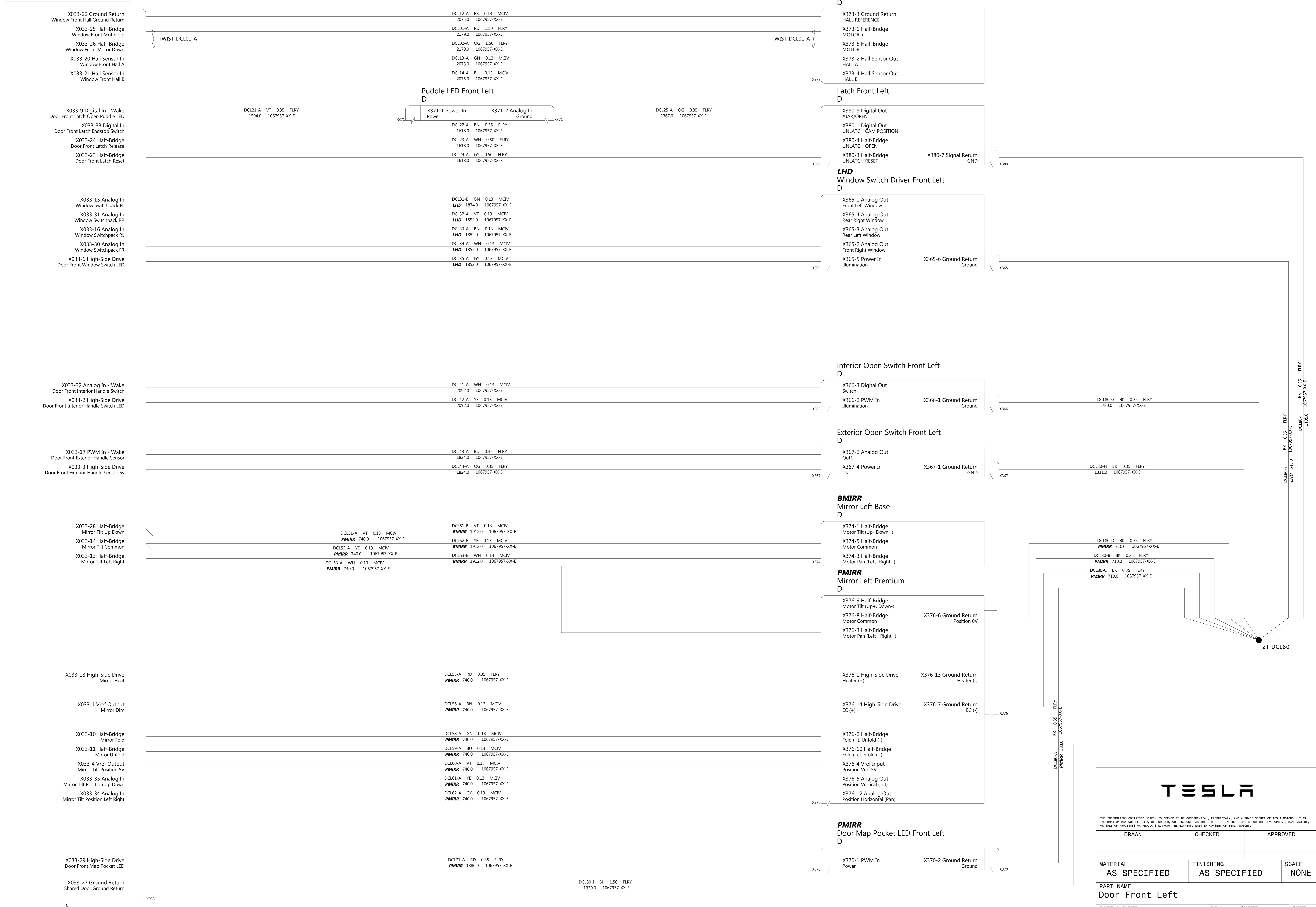
HV Battery
B



THE INFORMATION CONTAINED HEREIN IS DEEMED TO BE CONFIDENTIAL, PROPRIETARY, AND A TRADE SECRET OF TESLA MOTORS. THIS INFORMATION MAY NOT BE USED, REPRODUCED, OR DISCLOSED AS THE DIRECT OR INDIRECT BASIS FOR THE DEVELOPMENT, MANUFACTURE, OR SALE OF PROCESSES OR PRODUCTS WITHOUT THE EXPRESS WRITTEN CONSENT OF TESLA MOTORS.

| | | |
|--------------------------|---------------------------|---------------|
| DRAWN | CHECKED | APPROVED |
| MATERIAL AS SPECIFIED | FINISHING AS SPECIFIED | SCALE NONE |
| PART NAME CAN Vehicle | | |
| PART NUMBER | REV | SHEET |
| | 2 | 13 OF 29 |
| | | SCALE A0 |

Body Controller Left
A,D,J,W,K



THE INFORMATION CONTAINED HEREIN IS DEEMED TO BE CONFIDENTIAL, PROPRIETARY, AND A TRADE SECRET OF TESLA MOTORS. THIS INFORMATION MAY NOT BE USED, REPRODUCED, OR DISCLOSED AS THE OBJECT OR INSTRUMENT BASIS FOR THE DEVELOPMENT, MANUFACTURE, OR SALE OF PROCESSES OR PRODUCTS WITHOUT THE EXPRESSED WRITTEN CONSENT OF TESLA MOTORS.

| | | |
|------------------------------|---------------------------|---------------|
| DRAWN | CHECKED | APPROVED |
| MATERIAL AS SPECIFIED | FINISHING AS SPECIFIED | SCALE NONE |
| PART NAME Door Front Left | | |
| PART NUMBER | REV | SHEET |
| | 2 | 14 OF 29 |
| | | SIZE A0 |

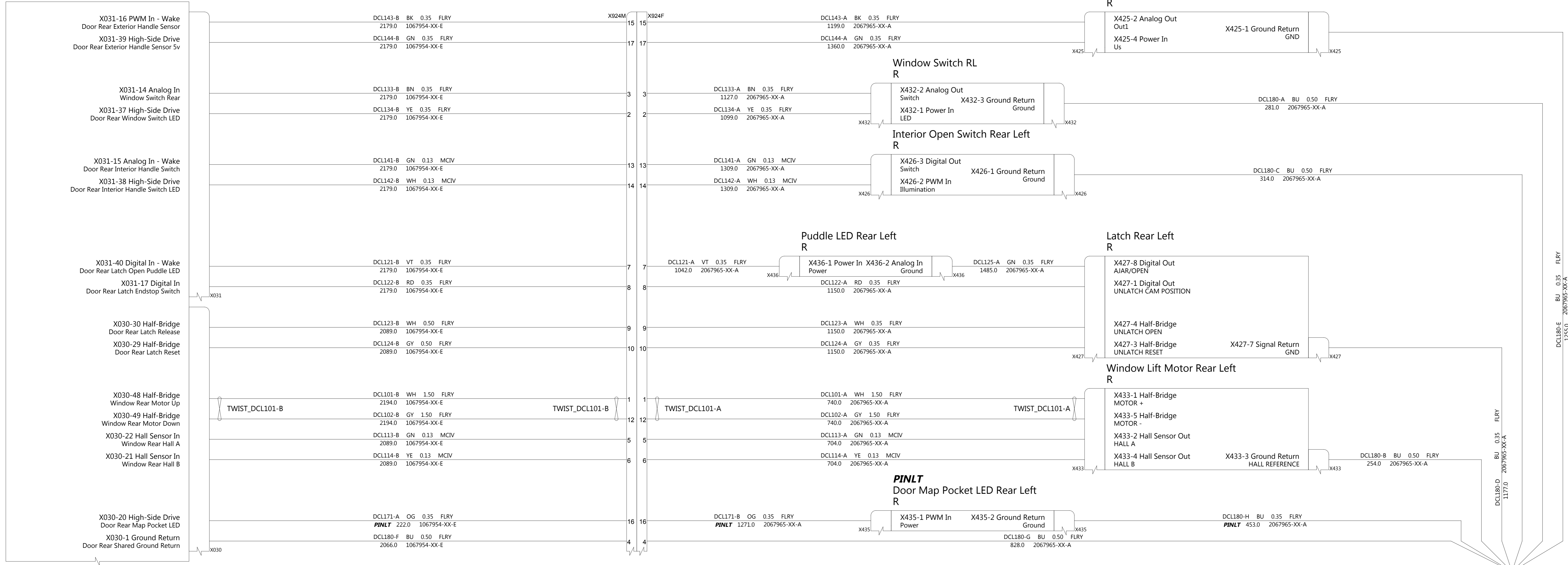
Body Controller Right
B,P,J,W



THE INFORMATION CONTAINED HEREIN IS DEEMED TO BE CONFIDENTIAL, PROPRIETARY, AND A TRADE SECRET OF TESLA MOTORS. THIS INFORMATION MAY NOT BE USED, REPRODUCED, OR DISCLOSED AS THE DIRECT OR INDIRECT BASIS FOR THE DEVELOPMENT, MANUFACTURE, OR SALE OF PROCESSES OR PRODUCTS WITHOUT THE EXPRESSED WRITTEN CONSENT OF TESLA MOTORS.

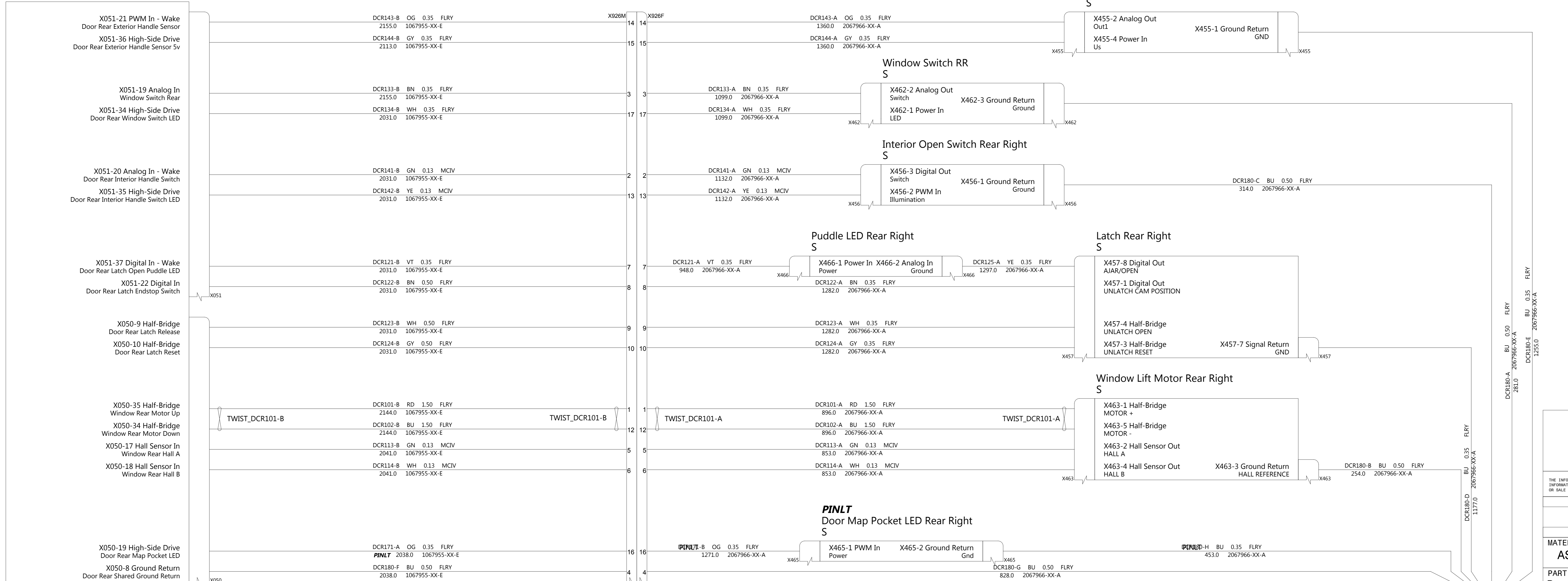
| | | |
|-------------------------------|---------------------------|---------------|
| DRAWN | CHECKED | APPROVED |
| MATERIAL AS SPECIFIED | FINISHING AS SPECIFIED | SCALE NONE |
| PART NAME Door Front Right | | |
| PART NUMBER | REV | SHEET |
| | 2 | 15 OF 29 |
| | | SIZE A0 |

Body Controller Left
A,D,J,W,K



Z1-DCL180

Body Controller Right
B,P,J,W



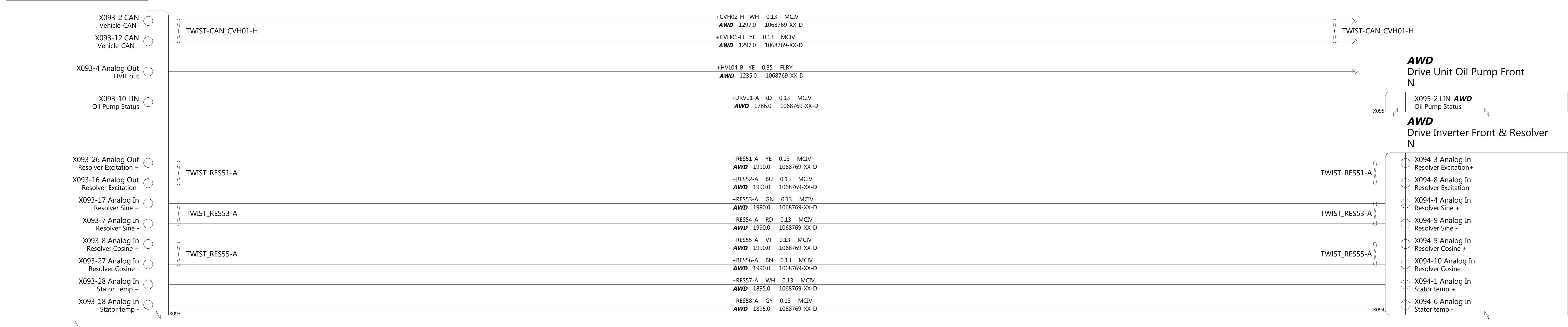
Z1-DCR180



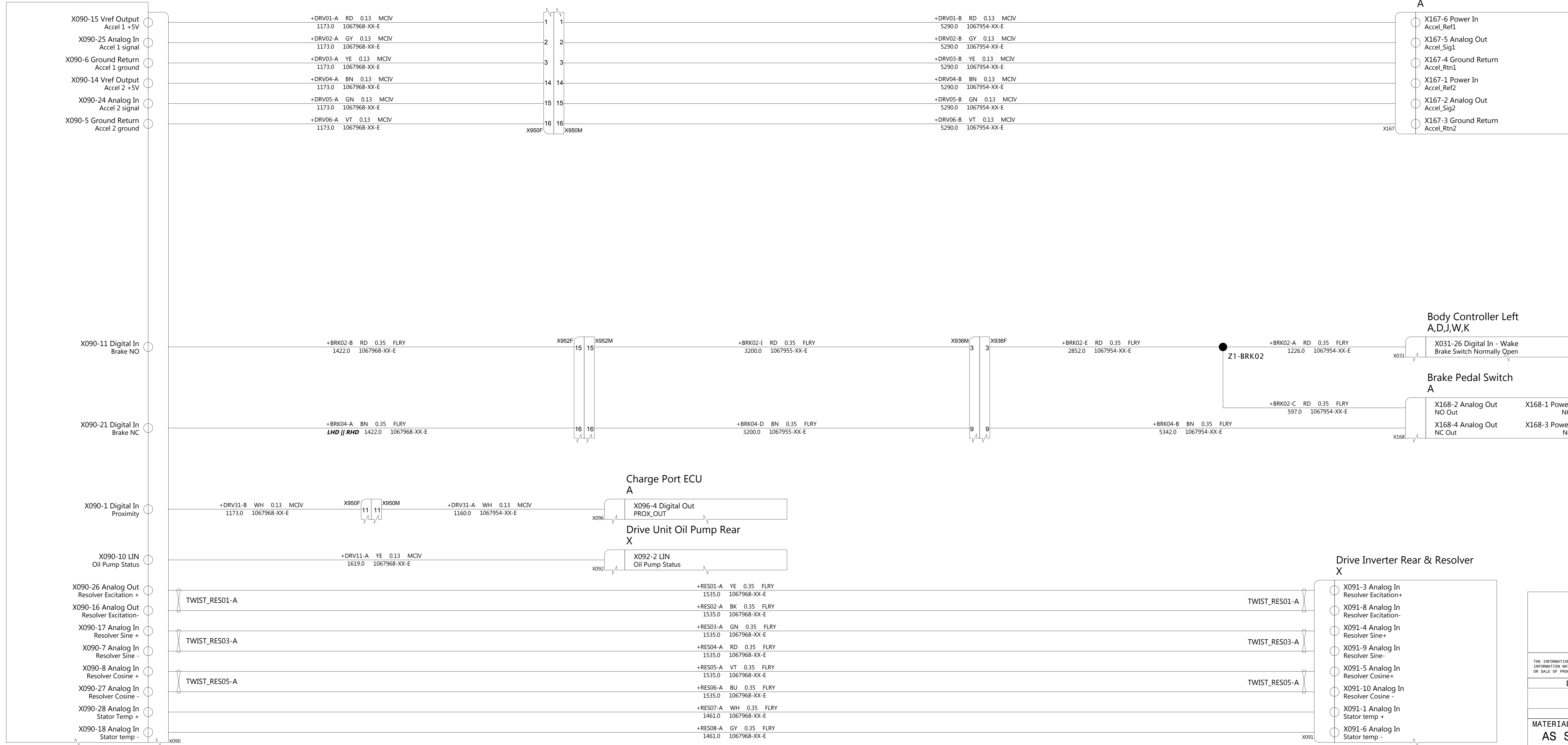
THE INFORMATION CONTAINED HEREIN IS DEEMED TO BE CONFIDENTIAL, PROPRIETARY, AND A TRADE SECRET OF TESLA MOTORS. THIS INFORMATION MAY NOT BE USED, REPRODUCED, OR DISCLOSED AS THE DIRECT OR INDIRECT BASIS FOR THE DEVELOPMENT, MANUFACTURE, OR SALE OF PROCESSES OR PRODUCTS WITHOUT THE EXPRESSED WRITTEN CONSENT OF TESLA MOTORS.

| | | |
|--------------------------|---------------------------|---------------|
| DRAWN | CHECKED | APPROVED |
| MATERIAL AS SPECIFIED | FINISHING AS SPECIFIED | SCALE NONE |
| PART NAME Doors Rear | | |
| PART NUMBER | REV | SHEET |
| | 2 | 16 OF 29 |
| | | SIZE A0 |

AWD
Drive Inverter Front & Resolver
N



Drive Inverter Rear & Resolver
X



THE INFORMATION CONTAINED HEREIN IS DEEMED TO BE CONFIDENTIAL, PROPRIETARY, AND A TRADE SECRET OF TESLA MOTORS. THIS INFORMATION MAY NOT BE USED, REPRODUCED, OR DISCLOSED AS THE DIRECT OR INDIRECT BASIS FOR THE DEVELOPMENT, MANUFACTURE, OR SALE OF PROCESSES OR PRODUCTS WITHOUT THE EXPRESS WRITTEN CONSENT OF TESLA MOTORS.

| DRAWN | CHECKED | APPROVED |
|------------------------------|---------------------------|---------------|
| | | |
| MATERIAL AS SPECIFIED | FINISHING AS SPECIFIED | SCALE NONE |
| PART NAME Drive Inverters | | |
| PART NUMBER | REV | SHEET |
| | 2 | 17 OF 29 |
| | | SIZE A0 |

A B C D E F G H I J K

A B C D E F G H I J K

B C D E F G H I J K

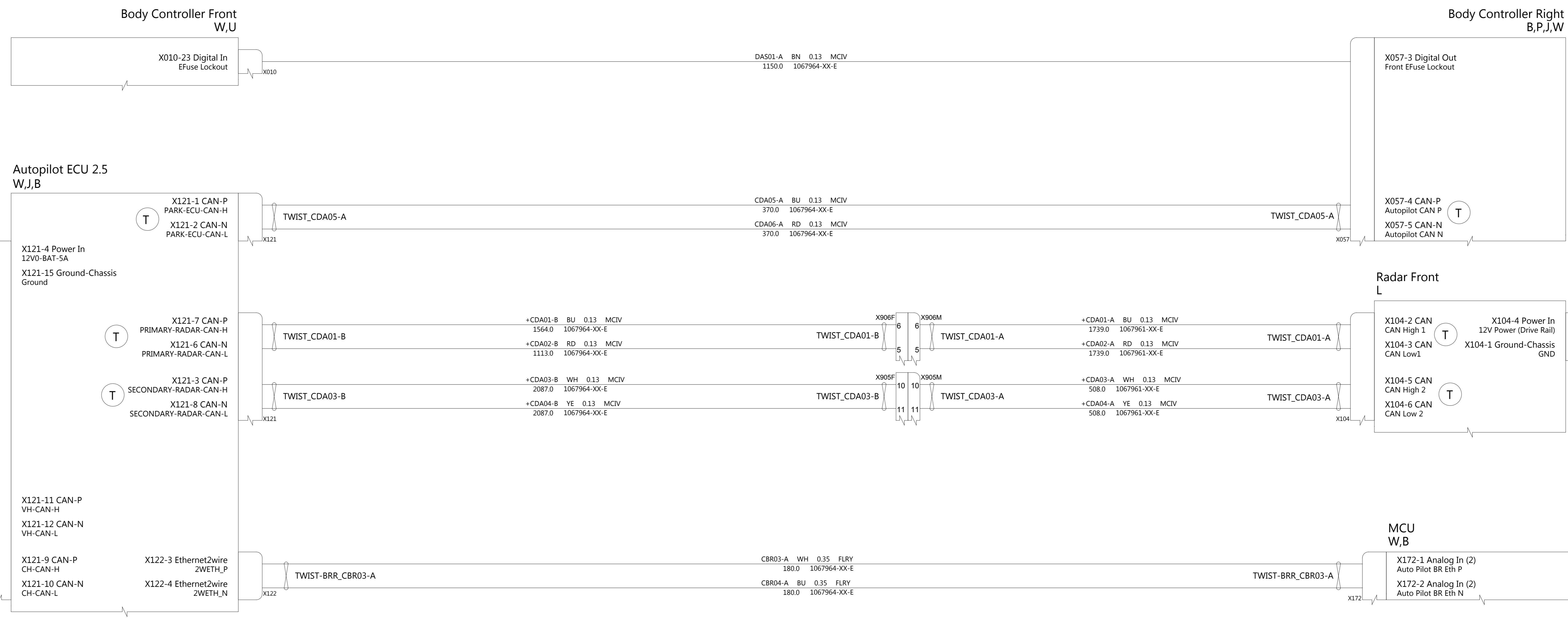
C D E F G H I J K

D E F G H I J K

E F G H I J K

F G H I J K

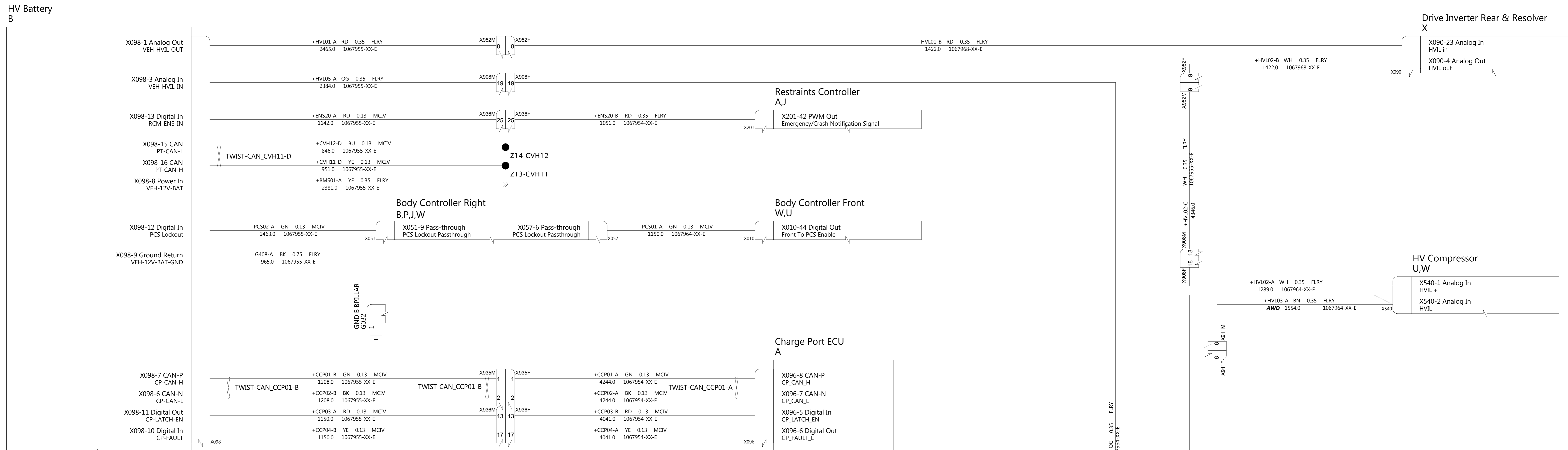
A B C D E F G H I J K



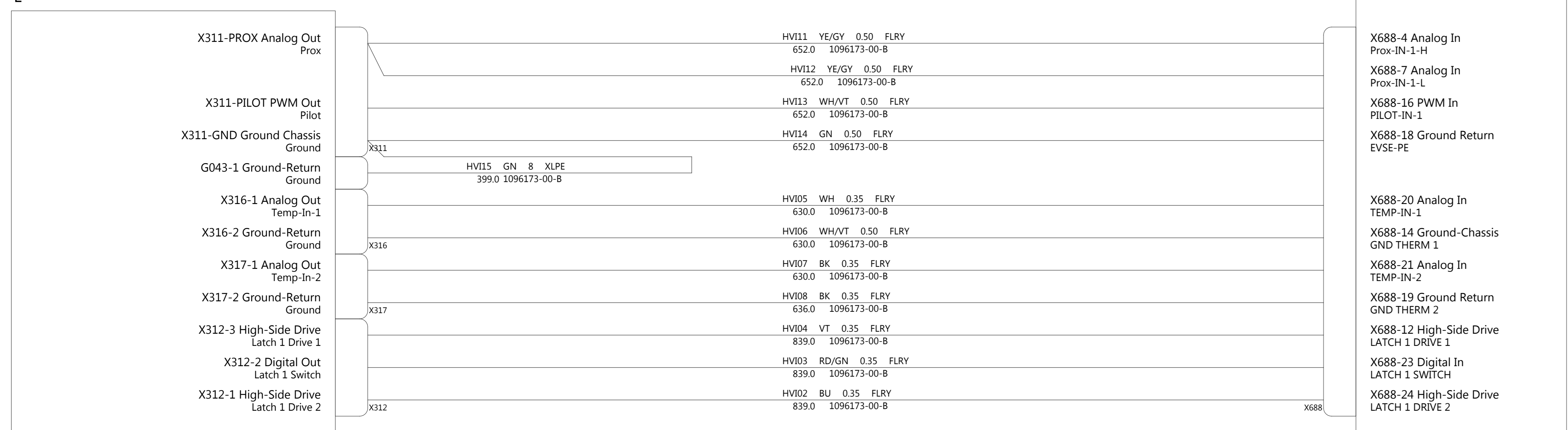
TESLA

THE INFORMATION CONTAINED HEREIN IS DEEMED TO BE CONFIDENTIAL, PROPRIETARY, AND A TRADE SECRET OF TESLA MOTORS. THIS INFORMATION MAY NOT BE USED, REPRODUCED, OR DISCLOSED AS THE DIRECT OR INDIRECT BASIS FOR THE DEVELOPMENT, MANUFACTURE, OR SALE OF PROCESSES OR PRODUCTS WITHOUT THE EXPRESSED WRITTEN CONSENT OF TESLA MOTORS.

| | | |
|--------------------------------|---------------------------|-------------------|
| DRAWN | CHECKED | APPROVED |
| MATERIAL AS SPECIFIED | FINISHING AS SPECIFIED | SCALE NONE |
| PART NAME Driver Assistance | | |
| PART NUMBER | REV 2 | SHEET 18 OF 29 |
| | | SIZE A0 |



Charge Port Inlet, SAE E



Charge Port Door



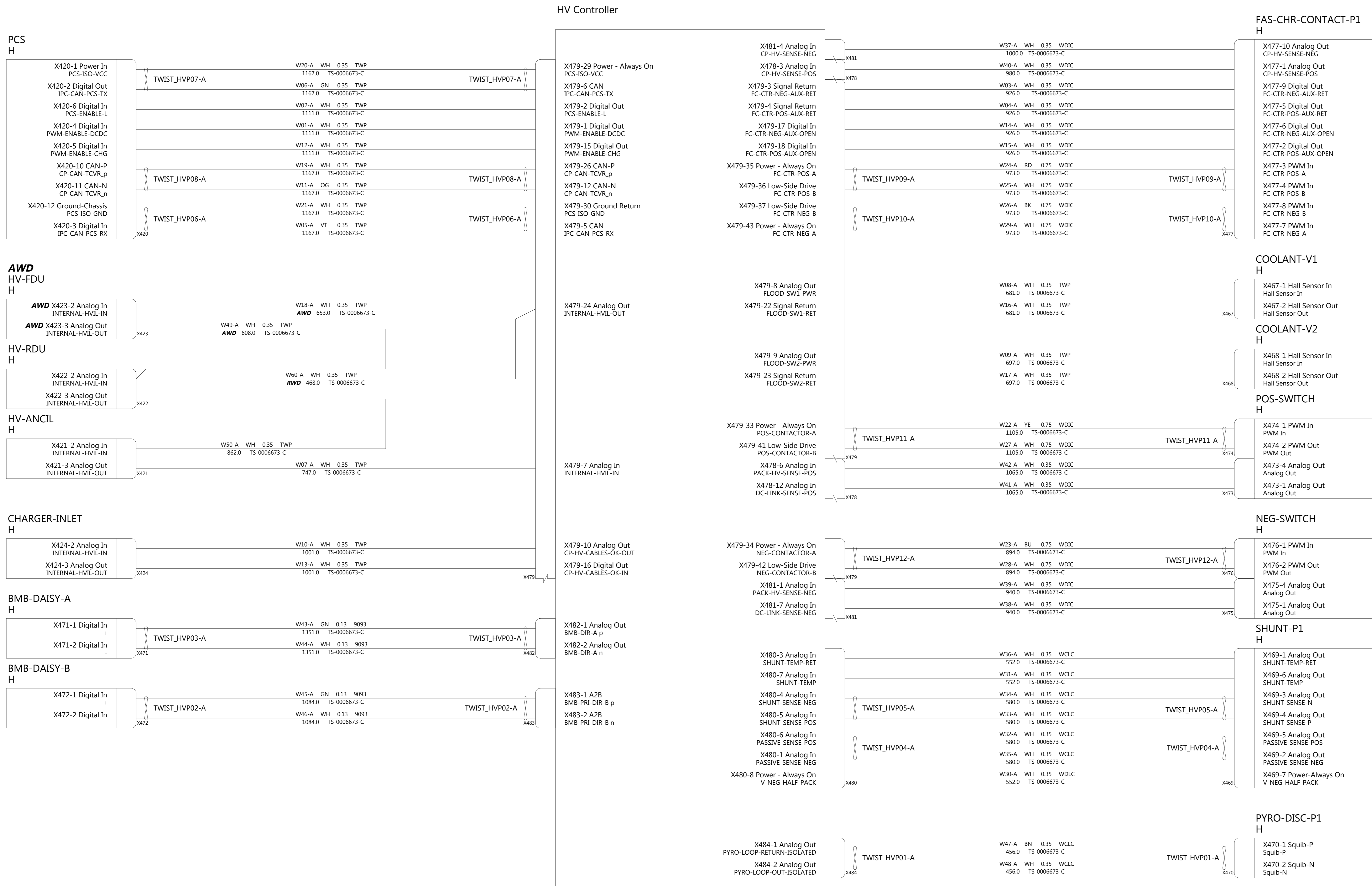
THE INFORMATION CONTAINED HEREIN IS DEEMED TO BE CONFIDENTIAL, PROPRIETARY, AND A TRADE SECRET OF TESLA MOTORS. THIS INFORMATION MAY NOT BE USED, REPRODUCED, OR DISCLOSED AS THE DIRECT OR INDIRECT BASIS FOR THE DEVELOPMENT, MANUFACTURE, OR SALE OF PROCESSES OR PRODUCTS WITHOUT THE EXPRESSED WRITTEN CONSENT OF TESLA MOTORS.

| DRAWN | CHECKED | APPROVED |
|-------|---------|----------|
| | | |

| MATERIAL AS SPECIFIED | FINISHING AS SPECIFIED | SCALE NONE |
|-----------------------|------------------------|------------|
| | | |

PART NAME
HV Battery and HVIL

| PART NUMBER | REV | SHEET | SCALE |
|-------------|-----|----------|-------|
| | 2 | 19 OF 29 | A0 |



THE INFORMATION CONTAINED HEREIN IS DEEMED TO BE CONFIDENTIAL, PROPRIETARY, AND A TRADE SECRET OF TESLA MOTORS. THIS INFORMATION MAY NOT BE USED, REPRODUCED, OR DISCLOSED AS THE DIRECT OR INDIRECT BASIS FOR THE DEVELOPMENT, MANUFACTURE, OR SALE OF PROCESSES OR PRODUCTS WITHOUT THE EXPRESSED WRITTEN CONSENT OF TESLA MOTORS.

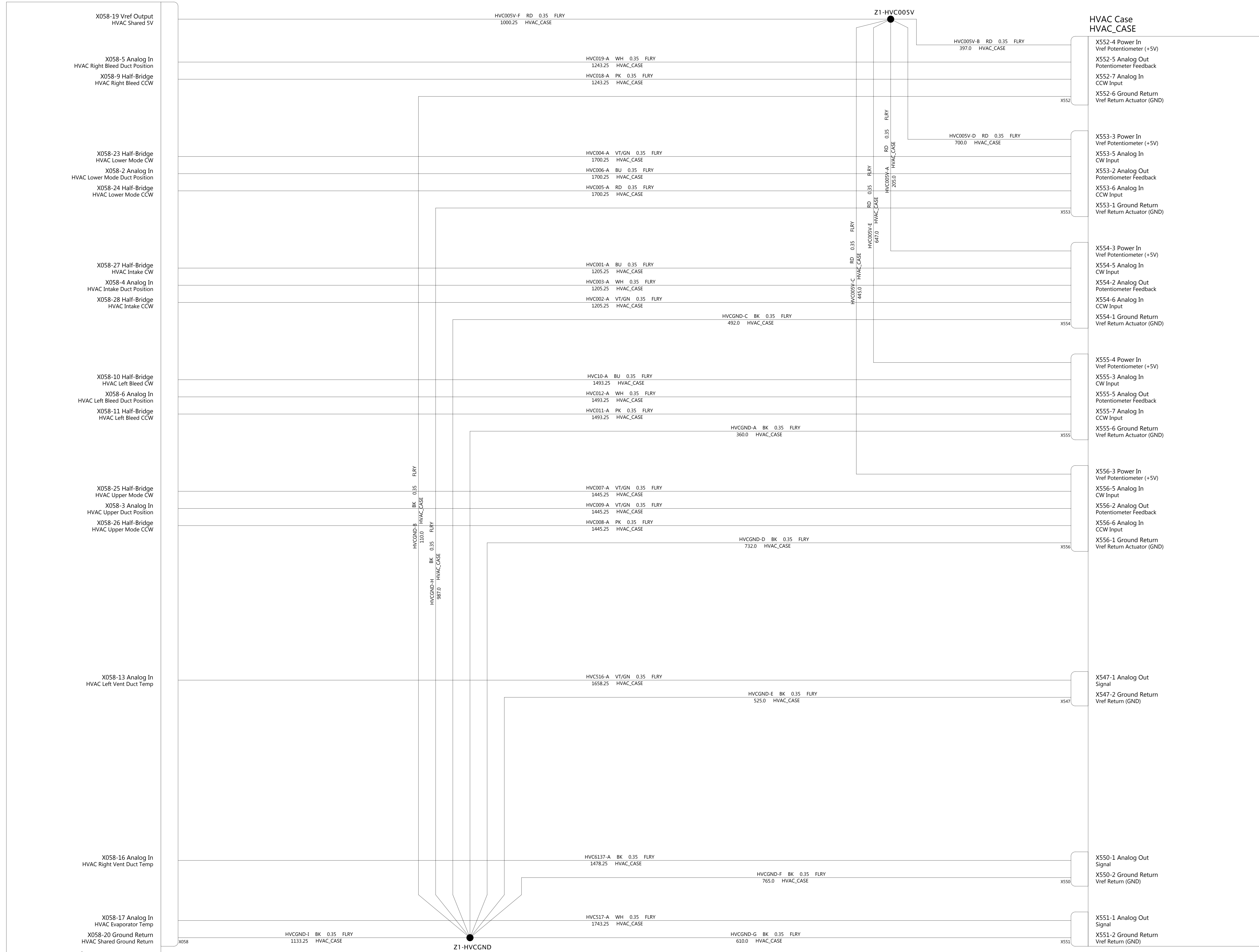
| DRAWN | CHECKED | APPROVED |
|-------|---------|----------|
| | | |

| MATERIAL AS SPECIFIED | FINISHING AS SPECIFIED | SCALE NONE |
|-----------------------|------------------------|------------|
| | | |

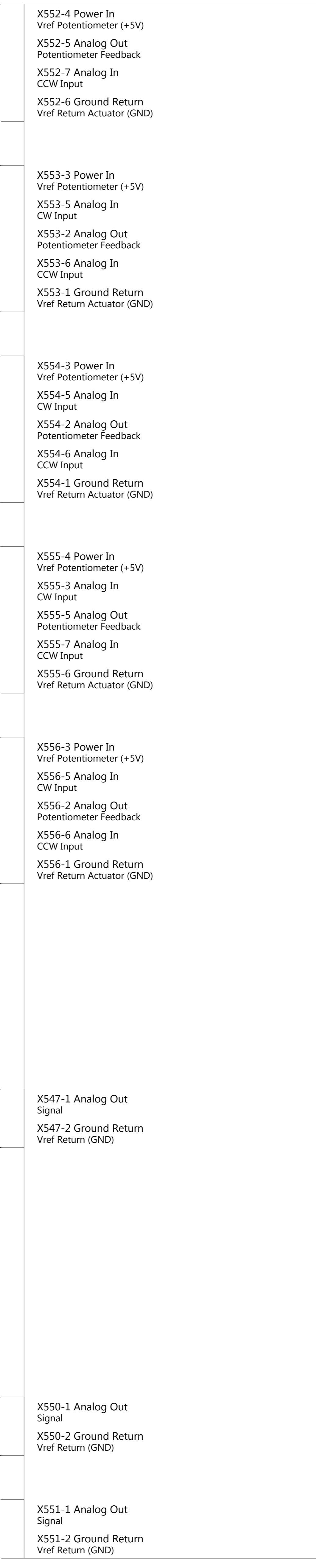
PART NAME
HV Penthouse

| PART NUMBER | REV | SHEET | SIZE |
|-------------|-----|----------|------|
| | 2 | 20 OF 29 | A0 |

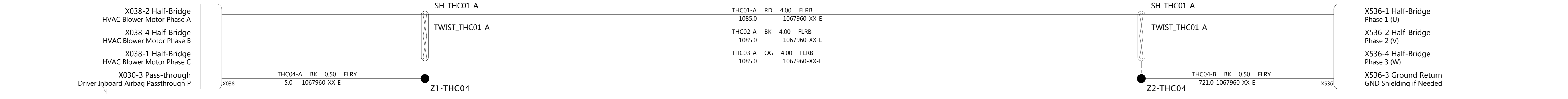
Body Controller Right
B,P,J,W



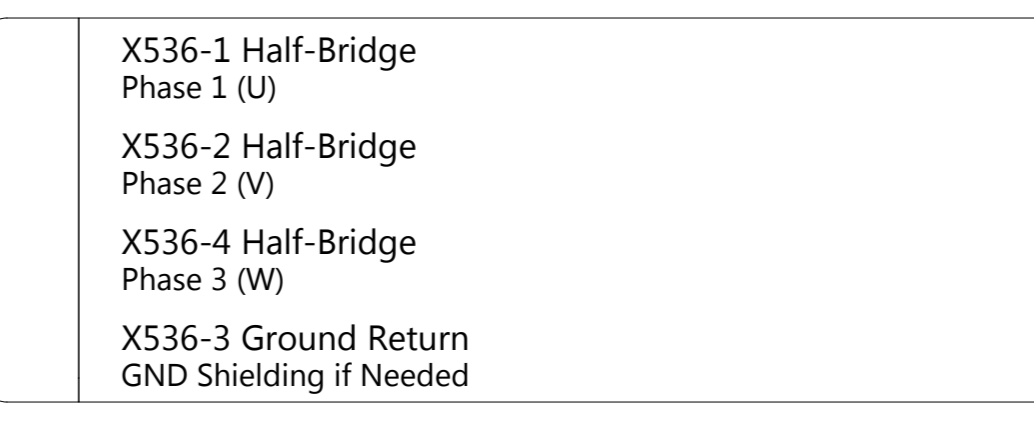
HVAC Case
HVAC_CASE



Body Controller Left
A,D,J,W,K



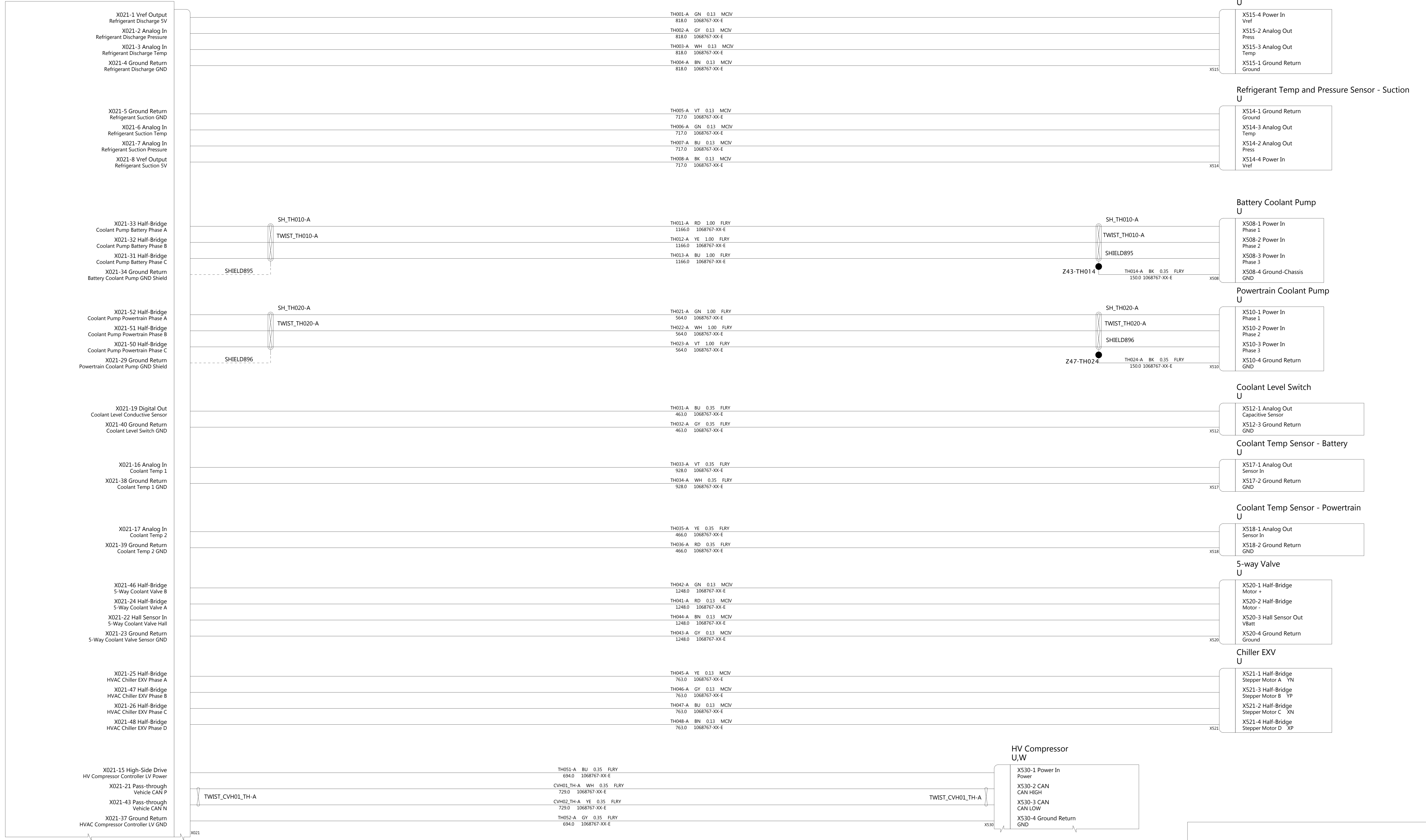
Blower Motor
J



THE INFORMATION CONTAINED HEREIN IS DEEMED TO BE CONFIDENTIAL, PROPRIETARY, AND A TRADE SECRET OF TESLA MOTORS. THIS INFORMATION MAY NOT BE USED, REPRODUCED, OR DISCLOSED AS THE DIRECT OR INDIRECT BASIS FOR THE DEVELOPMENT, MANUFACTURE, OR SALE OF PROCESSES OR PRODUCTS WITHOUT THE EXPRESSED WRITTEN CONSENT OF TESLA MOTORS.

| | | |
|------------------------------------|---------------------------|-------------------|
| DRAWN | CHECKED | APPROVED |
| MATERIAL AS SPECIFIED | FINISHING AS SPECIFIED | SCALE NONE |
| PART NAME HVAC Case Subassembly | | |
| PART NUMBER | REV 2 | SHEET 21 OF 29 |
| | | SIZE A0 |

Body Controller Front
W,U



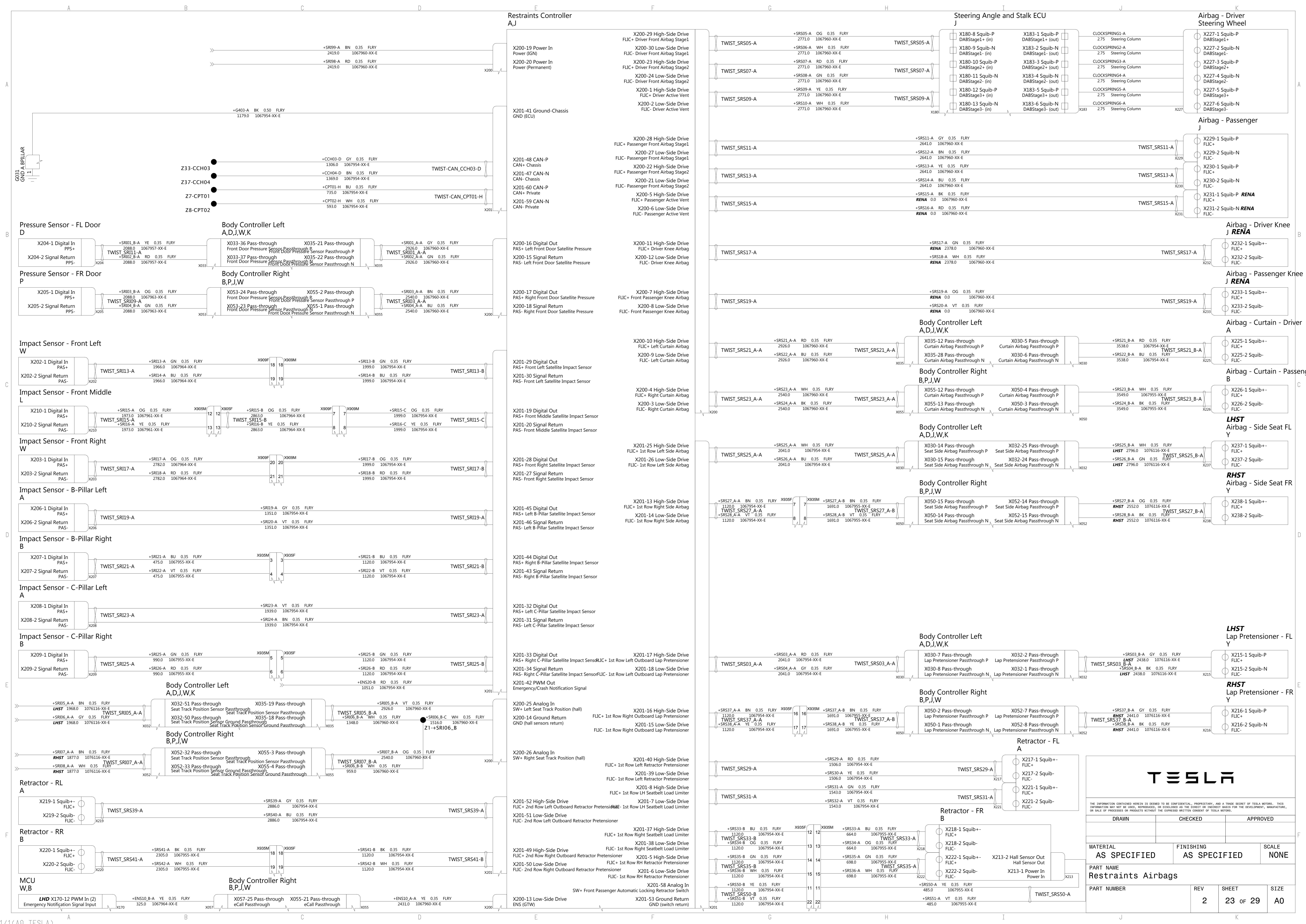
THE INFORMATION CONTAINED HEREIN IS DEEMED TO BE CONFIDENTIAL, PROPRIETARY, AND A TRADE SECRET OF TESLA MOTORS. THIS INFORMATION MAY NOT BE USED, REPRODUCED, OR DISCLOSED AS THE DIRECT OR INDIRECT BASIS FOR THE DEVELOPMENT, MANUFACTURE, OR SALE OF PROCESSES OR PRODUCTS WITHOUT THE EXPRESSED WRITTEN CONSENT OF TESLA MOTORS.

| | | |
|-------|---------|----------|
| DRAWN | CHECKED | APPROVED |
|-------|---------|----------|

| | | |
|--------------------------|---------------------------|---------------|
| MATERIAL AS SPECIFIED | FINISHING AS SPECIFIED | SCALE NONE |
|--------------------------|---------------------------|---------------|

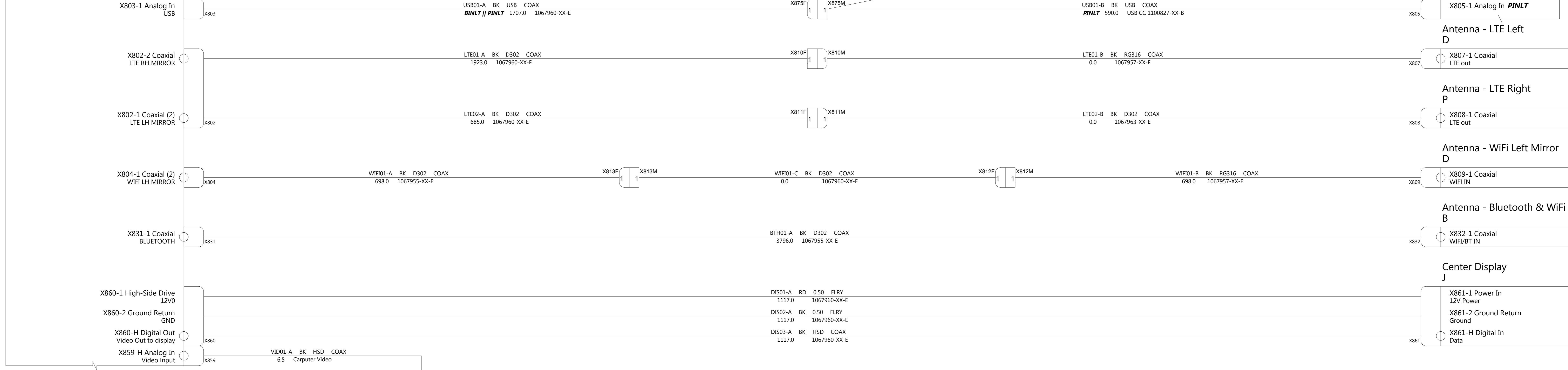
PART NAME
HVAC Thermal Subassembly

| | | | |
|-------------|----------|-------------------|------------|
| PART NUMBER | REV 2 | SHEET 22 OF 29 | SIZE A0 |
|-------------|----------|-------------------|------------|




| | | | |
|---|----------------------------------|----------------------|-----------|
| TESLA | | | |
| THE INFORMATION CONTAINED HEREIN IS DEEMED TO BE CONFIDENTIAL, PROPRIETARY, AND A TRADE SECRET OF TESLA MOTORS. THIS INFORMATION MAY NOT BE USED, REPRODUCED, OR DISCLOSED AS THE DIRECT OR INDIRECT BASIS FOR THE DEVELOPMENT, MANUFACTURE, OR SALE OF PRODUCTS OR SERVICES WITHOUT THE EXPRESSED WRITTEN CONSENT OF TESLA MOTORS. | | | |
| DRAWN | CHECKED | APPROVED | |
| MATERIAL AS SPECIFIED | FINISHING AS SPECIFIED | SCALE NONE | |
| PART NAME Restraints Airbags | | | |
| PART NUMBER | REV | SHEET | SIZE |
| | 2 | 23 OF 29 | A0 |

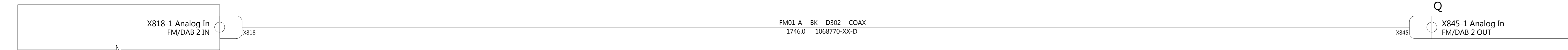
MCU
W,B



Autopilot ECU 2.5
W,J,B



Radio Tuner
B



BINLT
USB Ports Front (B)
C

X805A-1 Analog In BINLT Analog In

PINLT
USB Ports Front
C

X805-1 Analog In PINLT

Antenna - LTE Left
D

X807-1 Coaxial LTE out

Antenna - LTE Right
P

X808-1 Coaxial LTE out

Antenna - WiFi Left Mirror
D

X809-1 Coaxial WIFI IN

Antenna - Bluetooth & WiFi
B

X832-1 Coaxial WIFI/BT IN

Center Display
J

X861-1 Power In 12V Power

X861-2 Ground Return Ground

X861-H Digital In Data

Antenna - GPS
V

X834-1 Analog In GPS IN

Decklid External Switch & BUC
T

X867-1 Analog In AdasBucPocSerialData5V0

B-Pillar Camera - Left
A

X816-1 Analog Out AdasPocSerialData5V0

B-Pillar Camera - Right
B

X817-1 Analog Out AdasPocSerialData5V0

Side Repeater DAS Left
W

X823-1 Analog In Coax

X268-1 Power In 1645.0 GN 0.35 FLRY 1067964-XX-E

X268-2 Ground Return GND 1779.0 BK 0.35 FLRY 1067964-XX-E

Side Repeater DAS Right
W

X824-1 Analog In Coax

X269-1 Power In Power 1641.0 YE 0.35 FLRY 1067964-XX-E

X269-2 Ground Return Ground 1754.0 BK 0.35 FLRY 1067964-XX-E

Interior Camera
V

X880-1 Coaxial AdasInteriorCamPoc5V0

Triple Camera
V

X896-1 Analog In AdasTripleWidePocSerialData5V0

X896-2 Analog In AdasTripleNarrowPocSerialData5V0

X898-1 Analog In AdasTripleMainPocSerialData5V0

Antenna - FM/DAB
Q

X845-1 Analog In FM/DAB 2 OUT

TESLA

THE INFORMATION CONTAINED HEREIN IS DEEMED TO BE CONFIDENTIAL, PROPRIETARY, AND A TRADE SECRET OF TESLA MOTORS. THIS INFORMATION MAY NOT BE USED, REPRODUCED, OR DISCLOSED AS THE DIRECT OR INDIRECT BASIS FOR THE DEVELOPMENT, MANUFACTURE, OR SALE OF PROCESSES OR PRODUCTS WITHOUT THE EXPRESSED WRITTEN CONSENT OF TESLA MOTORS.

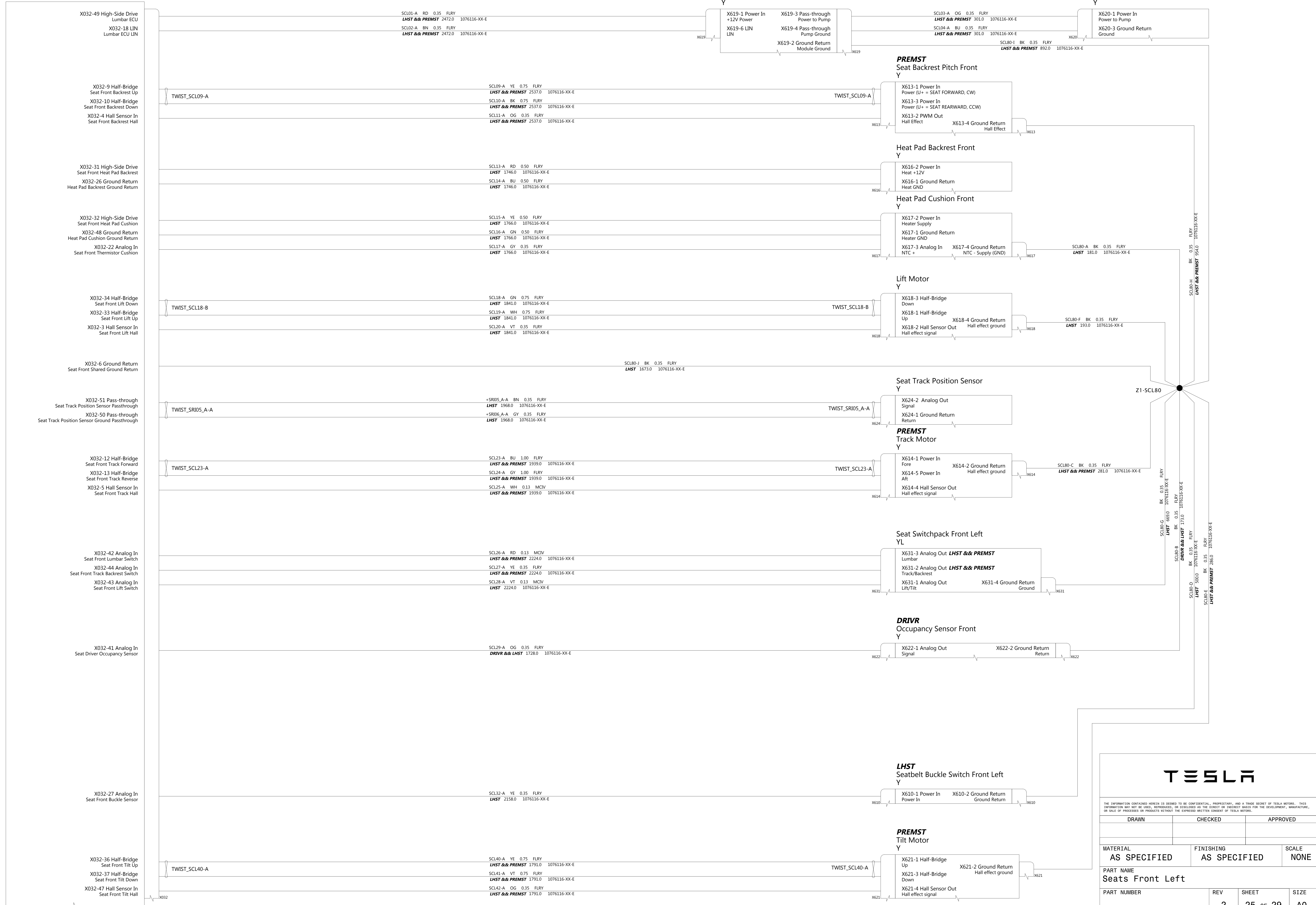
| | | |
|-------|---------|----------|
| DRAWN | CHECKED | APPROVED |
|-------|---------|----------|

| | | |
|-----------------------|------------------------|------------|
| MATERIAL AS SPECIFIED | FINISHING AS SPECIFIED | SCALE NONE |
|-----------------------|------------------------|------------|

PART NAME
RF/Special Cables

| | | | |
|-------------|-----|----------|------|
| PART NUMBER | REV | SHEET | SIZE |
| | 2 | 24 OF 29 | A0 |

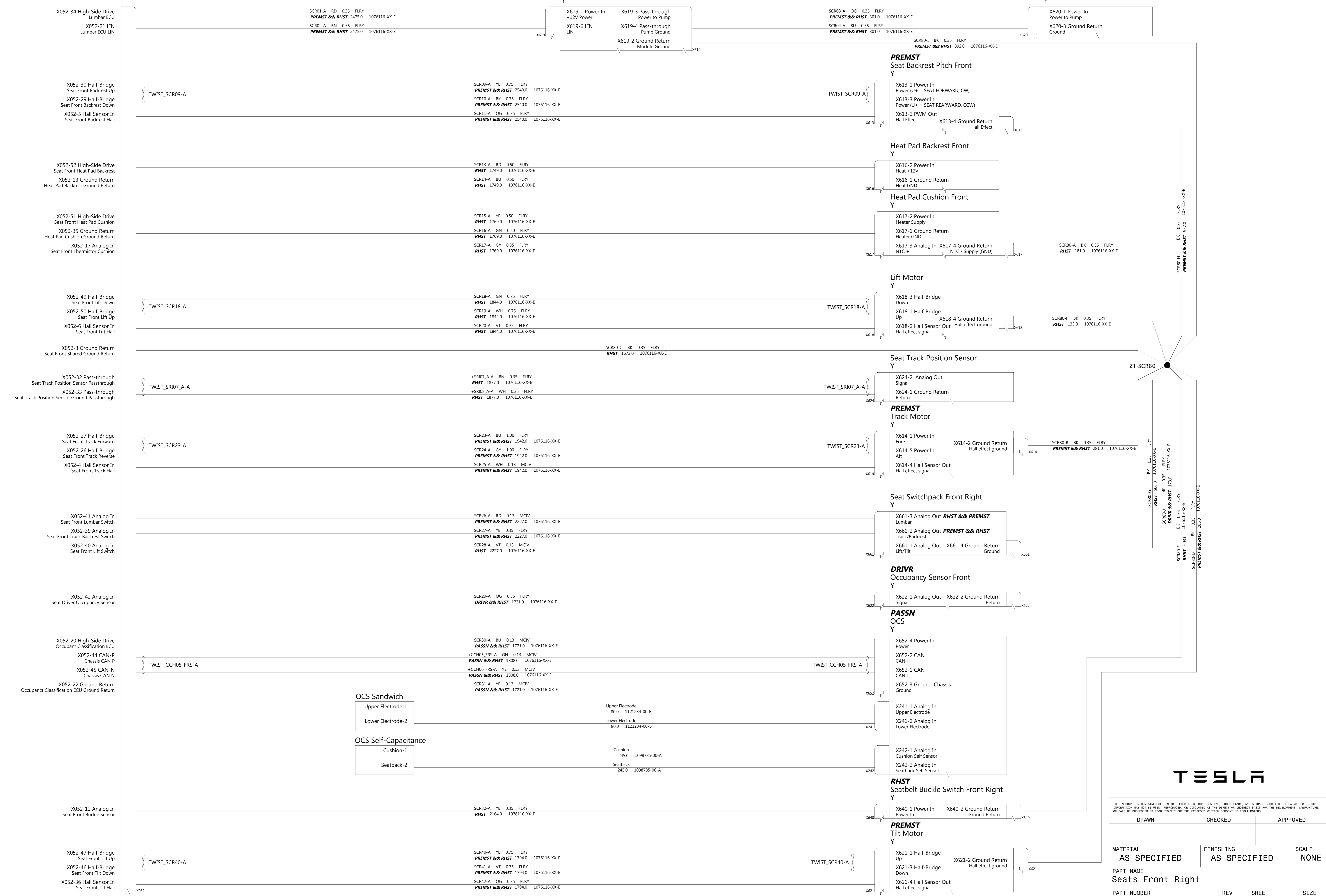
Body Controller Left
A,D,J,W,K



THE INFORMATION CONTAINED HEREIN IS DEEMED TO BE CONFIDENTIAL, PROPRIETARY, AND A TRADE SECRET OF TESLA MOTORS. THIS INFORMATION MAY NOT BE USED, REPRODUCED, OR DISCLOSED AS THE DIRECT OR INDIRECT BASIS FOR THE DEVELOPMENT, MANUFACTURE, OR SALE OF PROCESSES OR PRODUCTS WITHOUT THE EXPRESSED WRITTEN CONSENT OF TESLA MOTORS.

| | | |
|-------------------------------|---------------------------|-------------------|
| DRAWN | CHECKED | APPROVED |
| MATERIAL AS SPECIFIED | FINISHING AS SPECIFIED | SCALE NONE |
| PART NAME Seats Front Left | | |
| PART NUMBER | REV 2 | SHEET 25 OF 29 |
| | | SIZE A0 |

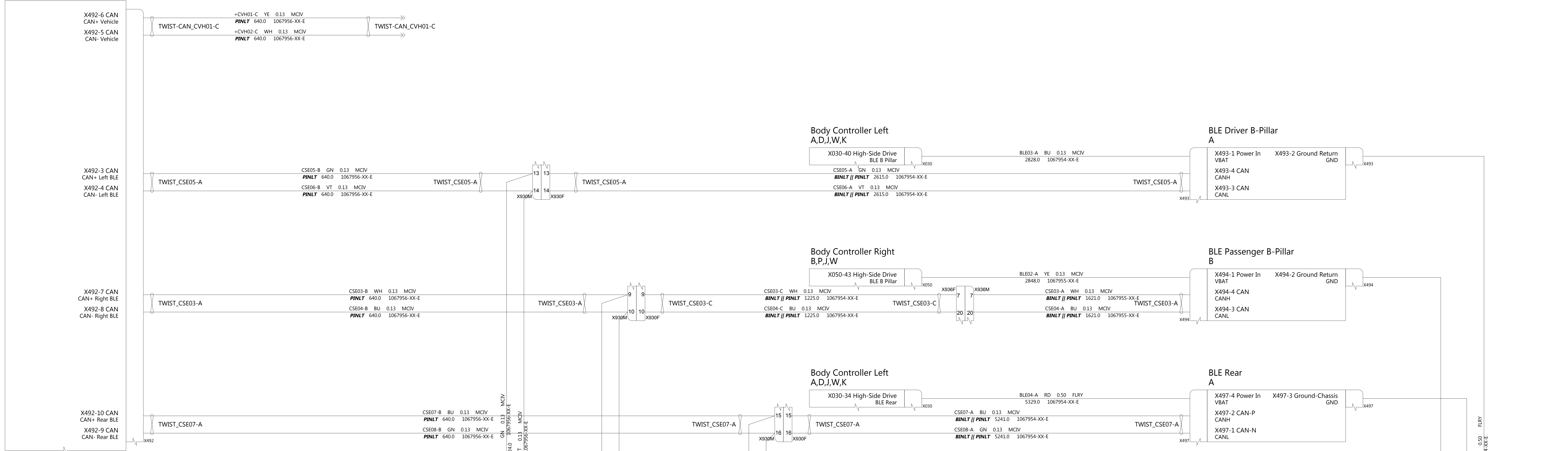
Body Controller Right
B,P,J,W



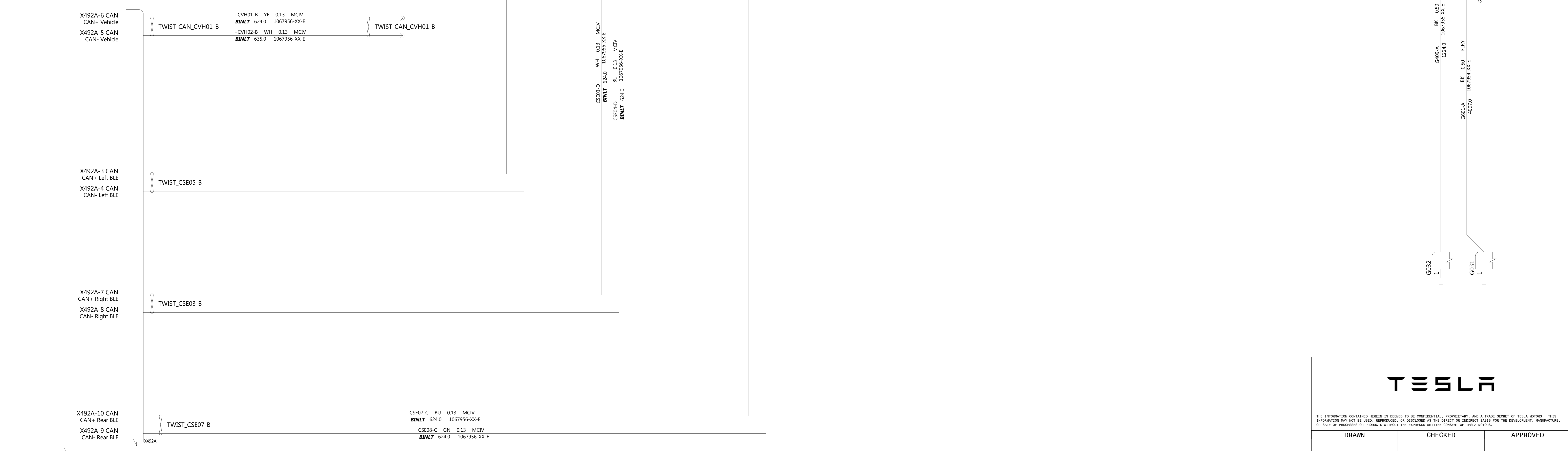
THE INFORMATION CONTAINED HEREIN IS DEEMED TO BE CONFIDENTIAL, PROPRIETARY, AND A TRADE SECRET OF TESLA MOTORS. THIS INFORMATION MAY NOT BE USED, REPRODUCED, OR DISCLOSED AS THE DIRECT OR INDIRECT BASIS FOR THE DEVELOPMENT, MANUFACTURE, OR SALE OF PROCESSES OR PRODUCTS WITHOUT THE EXPRESSED WRITTEN CONSENT OF TESLA MOTORS.

| | | |
|--------------------------------|---------------------------|-------------------|
| DRAWN | CHECKED | APPROVED |
| MATERIAL AS SPECIFIED | FINISHING AS SPECIFIED | SCALE NONE |
| PART NAME Seats Front Right | | |
| PART NUMBER | REV 2 | SHEET 26 OF 29 |
| | | SIZE A0 |

PINLT
Security Controller
C



BINLT
Security Controller (B)
C



TESLA

THE INFORMATION CONTAINED HEREIN IS DEEMED TO BE CONFIDENTIAL, PROPRIETARY, AND A TRADE SECRET OF TESLA MOTORS. THIS INFORMATION MAY NOT BE USED, REPRODUCED, OR DISCLOSED AS THE DIRECT OR INDIRECT BASIS FOR THE DEVELOPMENT, MANUFACTURE, OR SALE OF PROCESSES OR PRODUCTS WITHOUT THE EXPRESSED WRITTEN CONSENT OF TESLA MOTORS.


| | | |
|-------|---------|----------|
| DRAWN | CHECKED | APPROVED |
|-------|---------|----------|

| | | |
|--------------------------|---------------------------|---------------|
| MATERIAL AS SPECIFIED | FINISHING AS SPECIFIED | SCALE NONE |
|--------------------------|---------------------------|---------------|

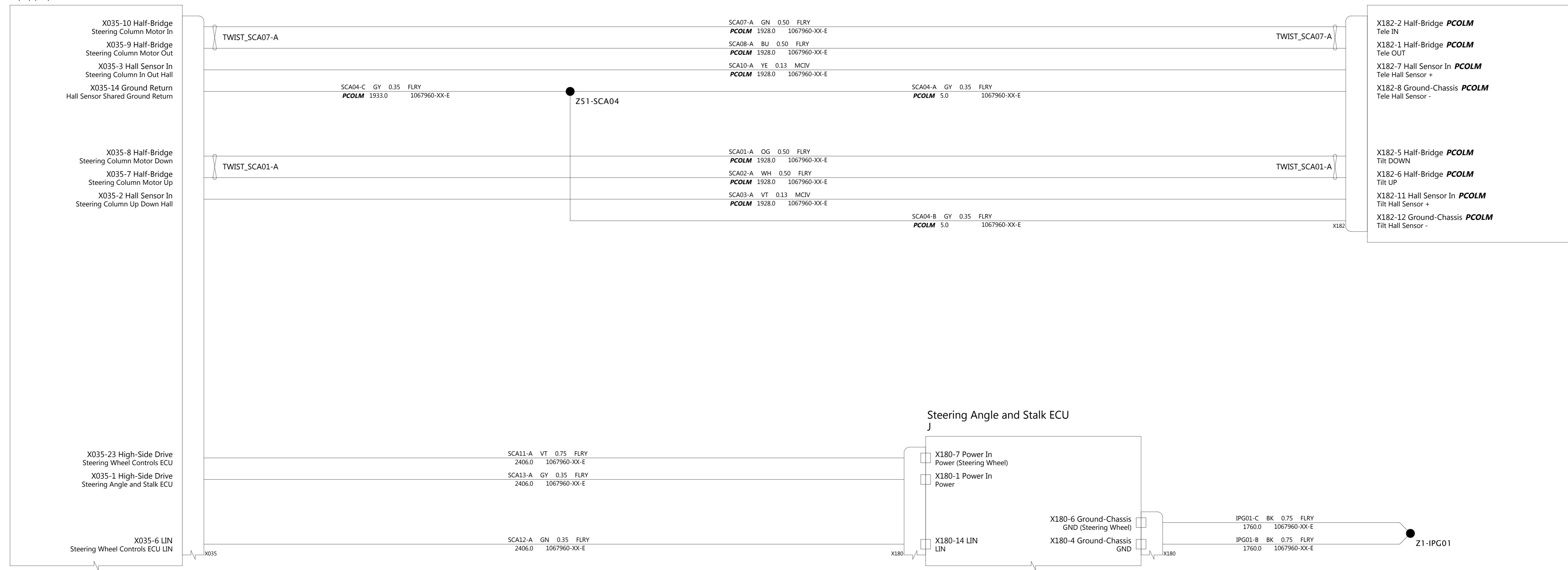
PART NAME
Security Controls

| | | | |
|-------------|-----|----------|------|
| PART NUMBER | REV | SHEET | SIZE |
| | 2 | 27 OF 29 | A0 |

Body Controller Front
W,U



Body Controller Left
A,D,J,W,K



TESLA

THE INFORMATION CONTAINED HEREIN IS DEEMED TO BE CONFIDENTIAL, PROPRIETARY, AND A TRADE SECRET OF TESLA MOTORS. THIS INFORMATION MAY NOT BE USED, REPRODUCED, OR DISCLOSED AS THE DIRECT OR INDIRECT BASIS FOR THE DEVELOPMENT, MANUFACTURE, OR SALE OF PROCESSES OR PRODUCTS WITHOUT THE EXPRESSED WRITTEN CONSENT OF TESLA MOTORS.

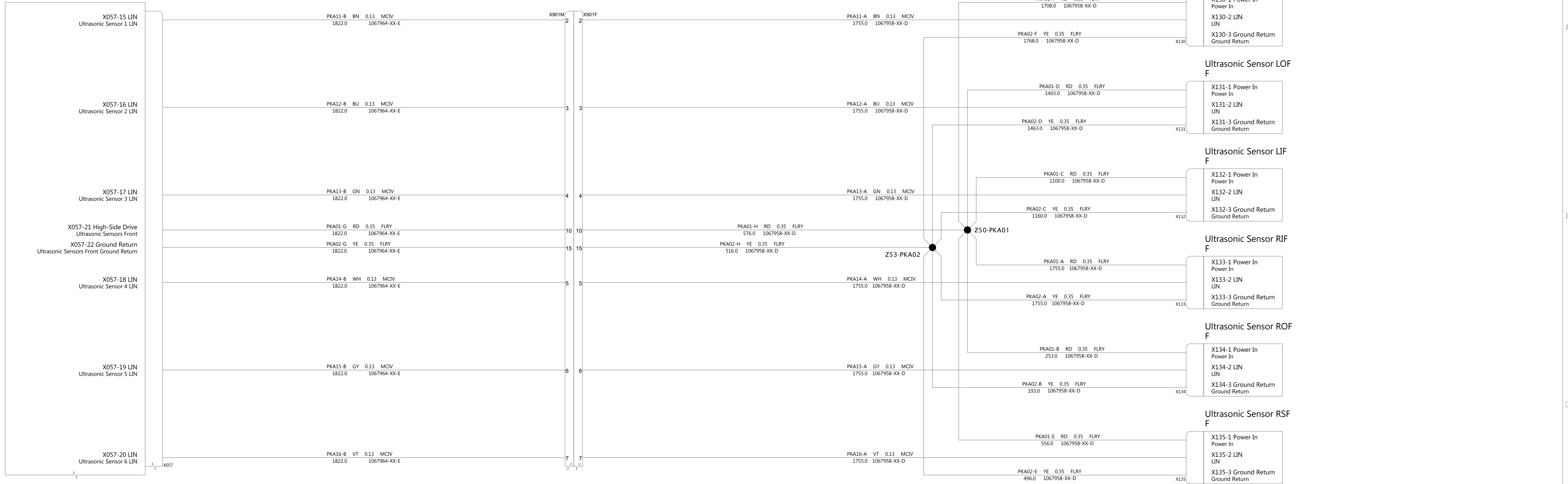
| | | |
|-------|---------|----------|
| DRAWN | CHECKED | APPROVED |
|-------|---------|----------|

| | | |
|--------------------------|---------------------------|---------------|
| MATERIAL AS SPECIFIED | FINISHING AS SPECIFIED | SCALE NONE |
|--------------------------|---------------------------|---------------|

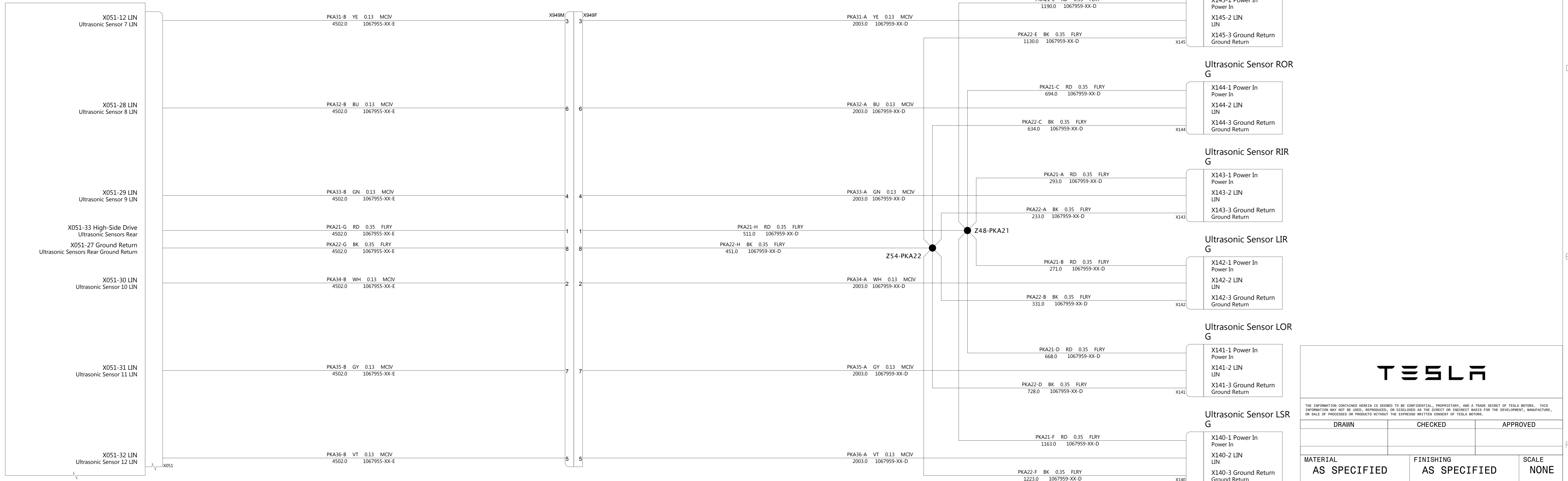
| | | | |
|-----------------------|--|--|--|
| PART NAME Steering | | | |
|-----------------------|--|--|--|

| | | | |
|-------------|-----|----------|------|
| PART NUMBER | REV | SHEET | SIZE |
| | 2 | 28 OF 29 | A0 |

Body Controller Right
B,P,J,W



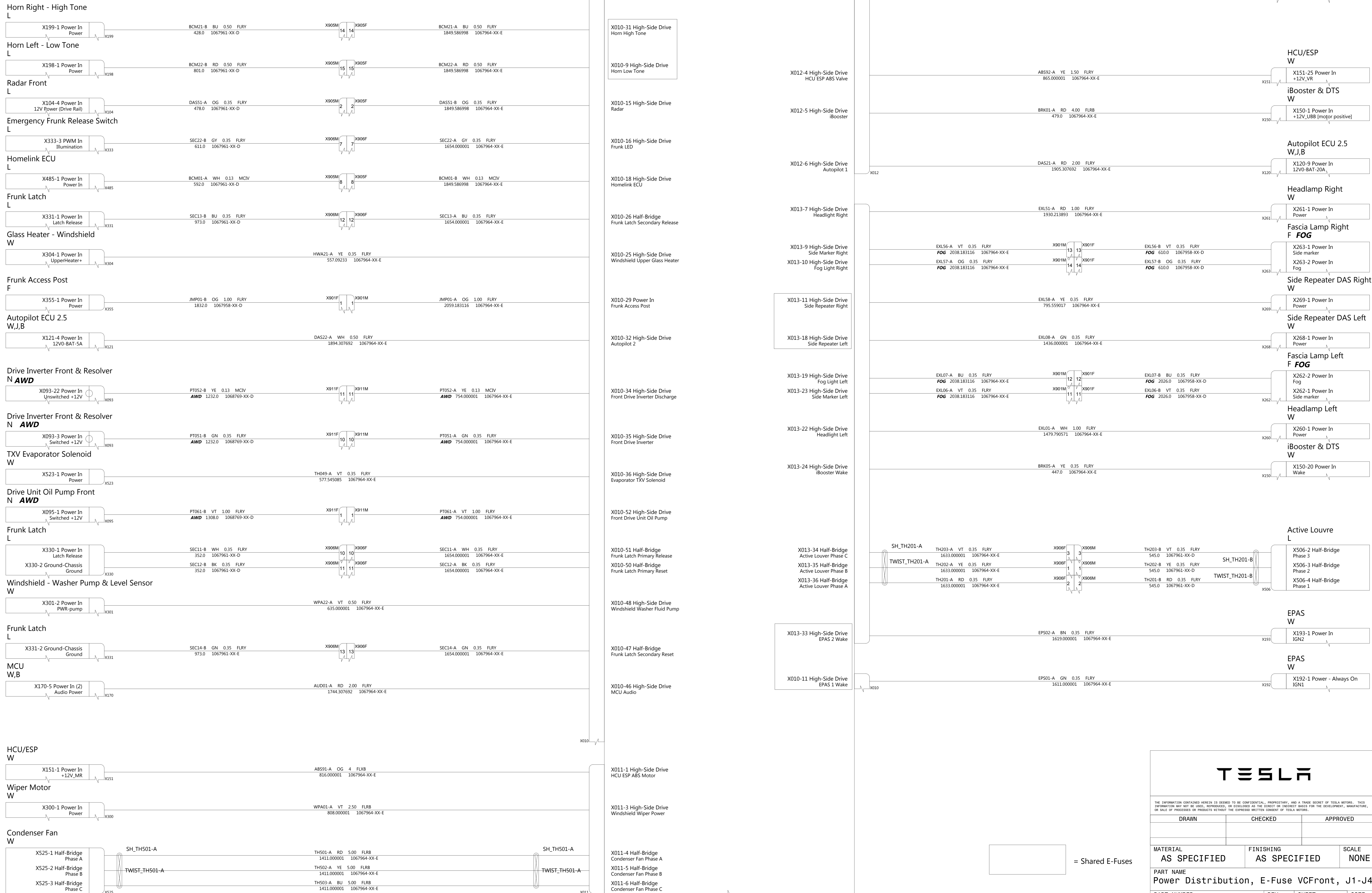
Body Controller Right
B,P,J,W



THE INFORMATION CONTAINED HEREIN IS DEEMED TO BE CONFIDENTIAL, PROPRIETARY, AND A TRADE SECRET OF TESLA MOTORS. THIS INFORMATION MAY NOT BE USED, REPRODUCED, OR DISCLOSED AS THE DIRECT OR INDIRECT BASIS FOR THE DEVELOPMENT, MANUFACTURE, OR SALE OF PROCESSES OR PRODUCTS WITHOUT THE EXPRESSED WRITTEN CONSENT OF TESLA MOTORS.

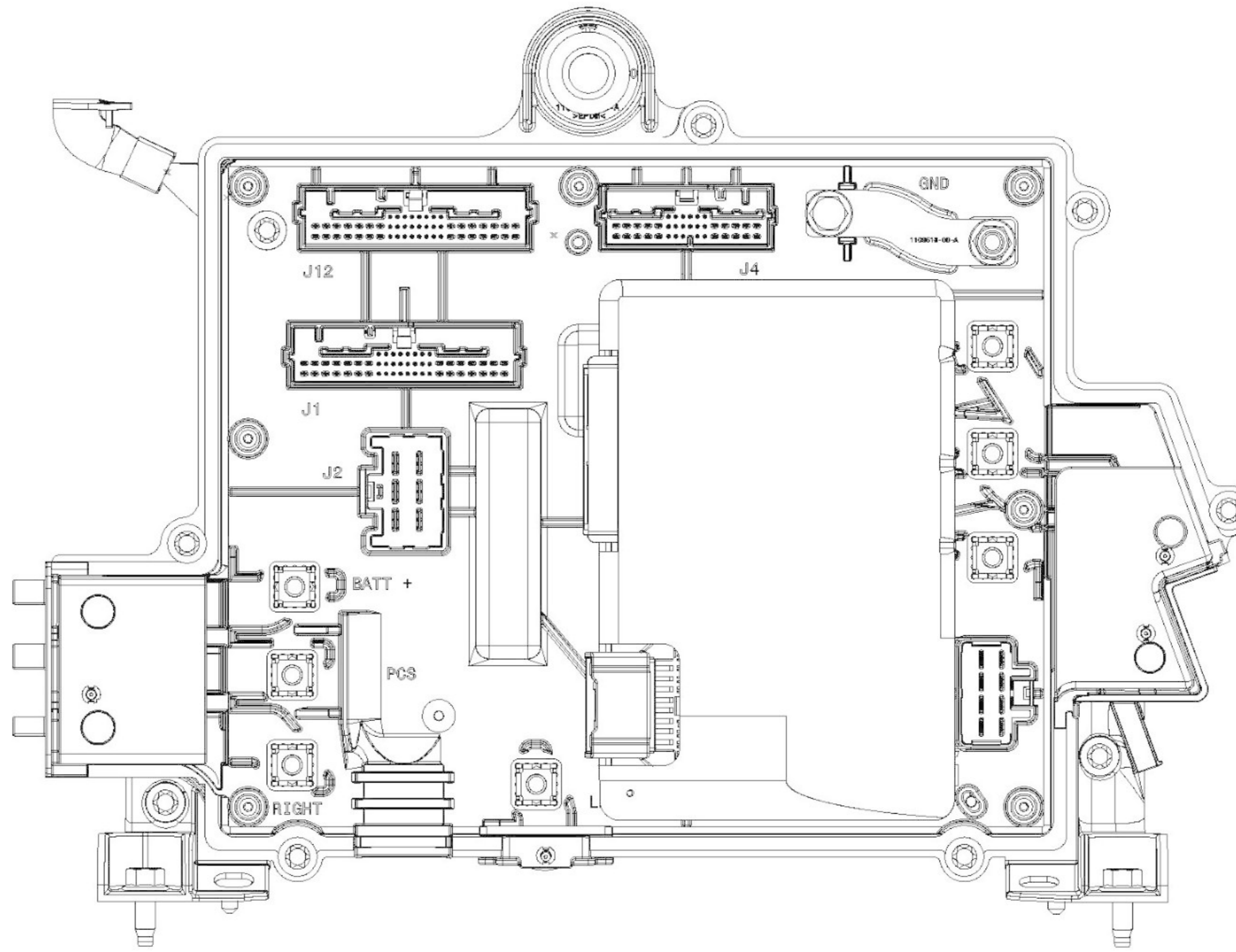
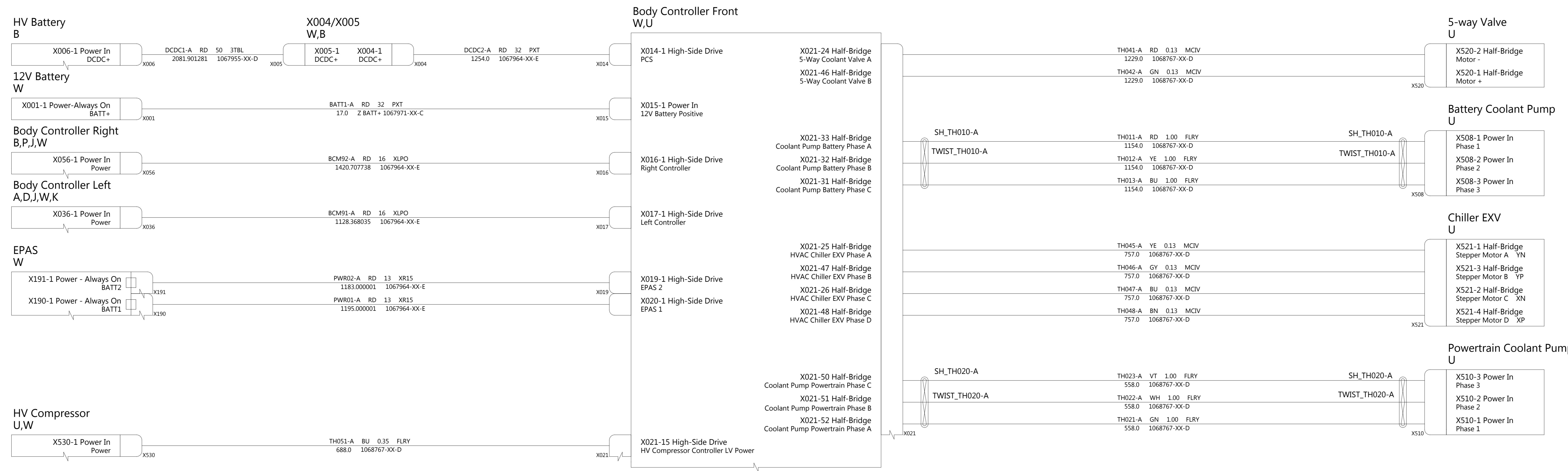
| DRAWN | CHECKED | APPROVED |
|--------------------------|---------------------------|---------------|
| | | |
| MATERIAL AS SPECIFIED | FINISHING AS SPECIFIED | SCALE NONE |
| PART NAME Ultrasonics | | |
| PART NUMBER | REV | SHEET |
| | 2 | 29 OF 29 |
| | | SIZE A0 |

Body Controller Front W,U



[] = Shared E-Fuses

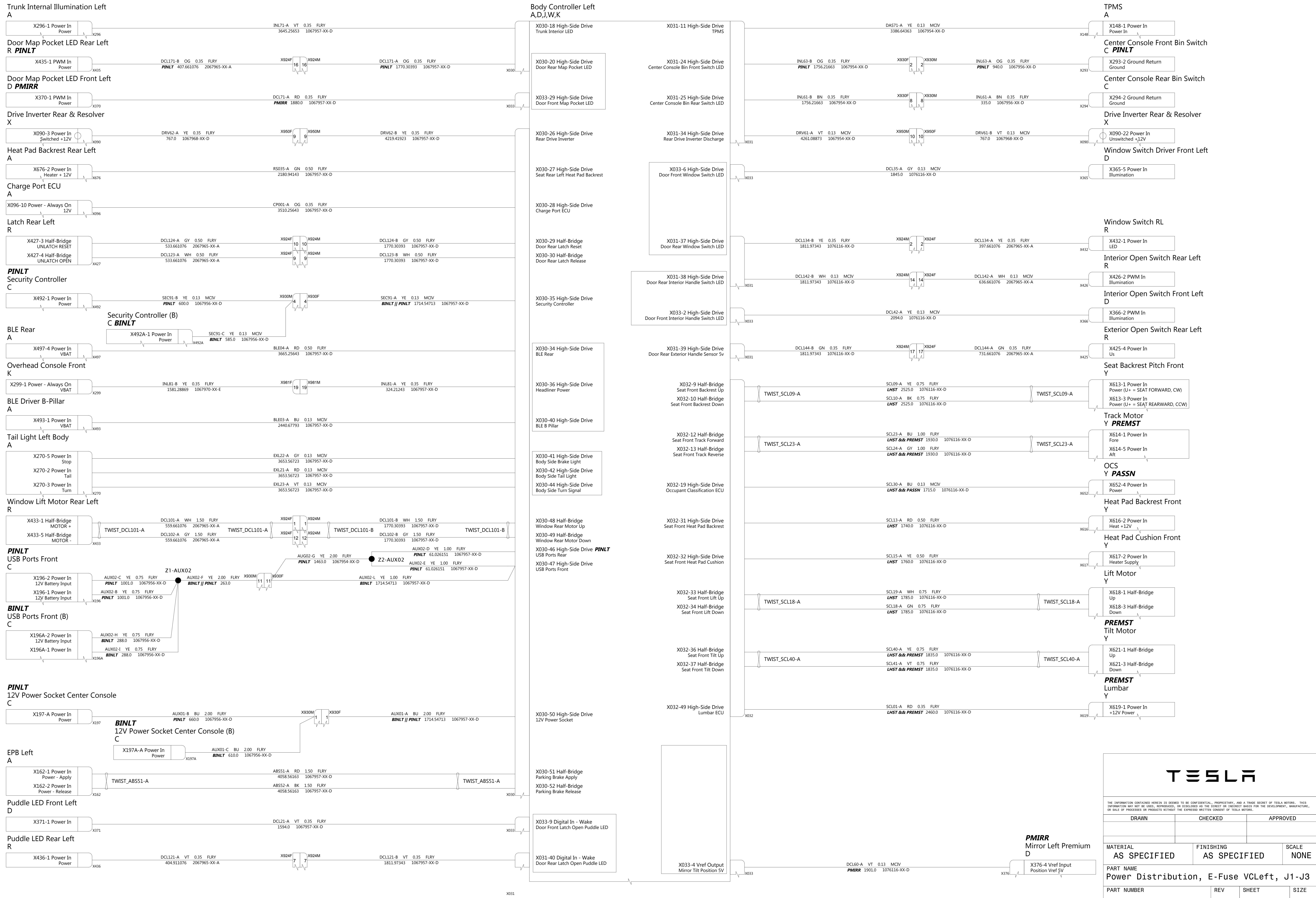
| | | | |
|--|---------|--|------|
| TESLA | | | |
| THE INFORMATION CONTAINED HEREIN IS DEEMED TO BE CONFIDENTIAL, PROPRIETARY, AND A TRADE SECRET OF TESLA MOTORS. THIS INFORMATION MAY NOT BE USED, REPRODUCED, OR DISCLOSED AS THE DIRECT OR INDIRECT BASIS FOR THE DEVELOPMENT, MANUFACTURE, OR SALE OF PROCESSES OR PRODUCTS WITHOUT THE EXPRESSED WRITTEN CONSENT OF TESLA MOTORS. | | | |
| DRAWN | CHECKED | APPROVED | |
| MATERIAL AS SPECIFIED | | FINISHING AS SPECIFIED | |
| SCALE NONE | | PART NAME Power Distribution, E-Fuse VCFront, J1-J4 | |
| PART NUMBER | REV | SHEET | SIZE |
| | 2 | 1 OF 9 | A0 |



TESLA

THE INFORMATION CONTAINED HEREIN IS DEEMED TO BE CONFIDENTIAL, PROPRIETARY, AND A TRADE SECRET OF TESLA MOTORS. THIS INFORMATION MAY NOT BE USED, REPRODUCED, OR DISCLOSED AS THE DIRECT OR INDIRECT BASIS FOR THE DEVELOPMENT, MANUFACTURE, OR SALE OF PROCESSES OR PRODUCTS WITHOUT THE EXPRESSED WRITTEN CONSENT OF TESLA MOTORS.

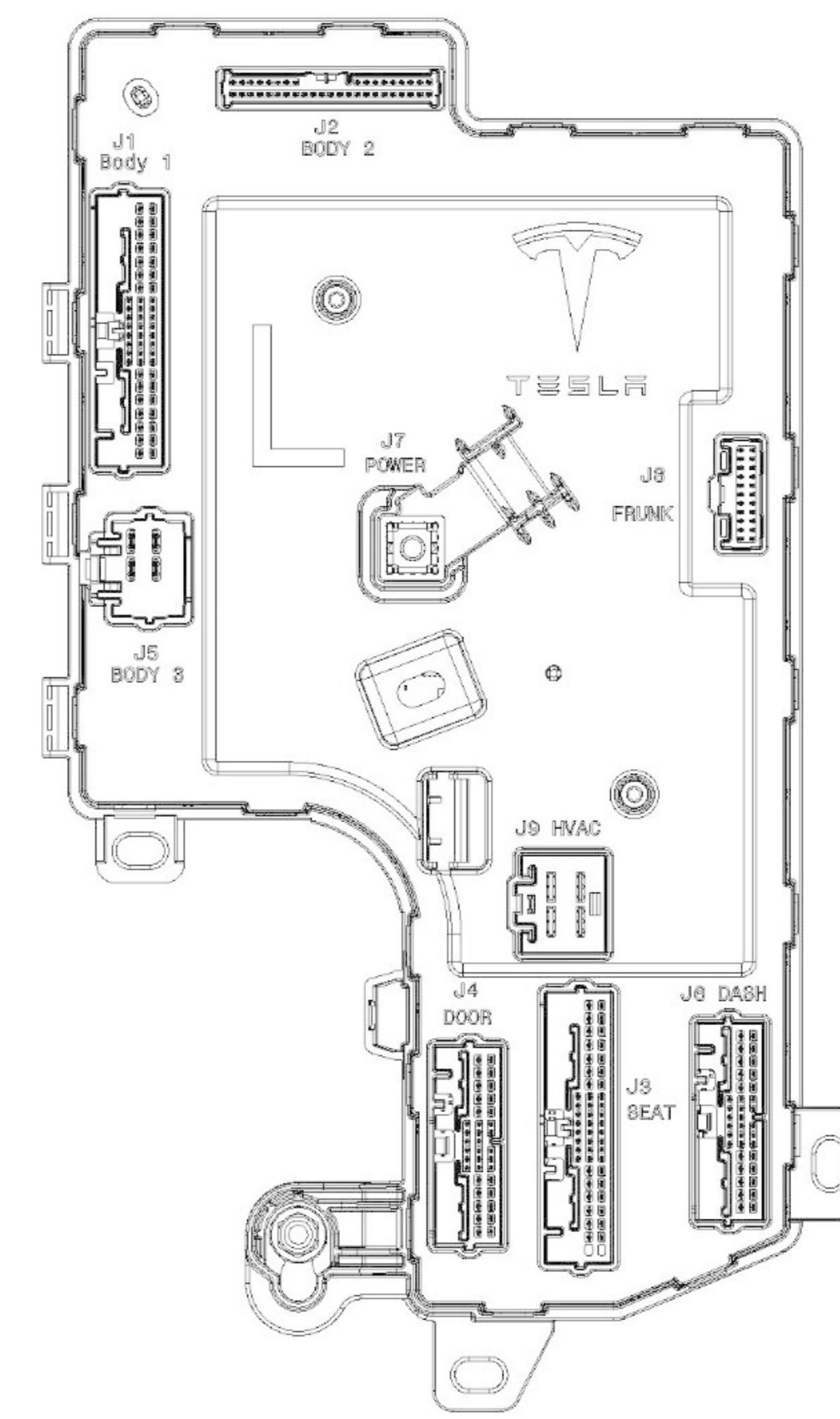
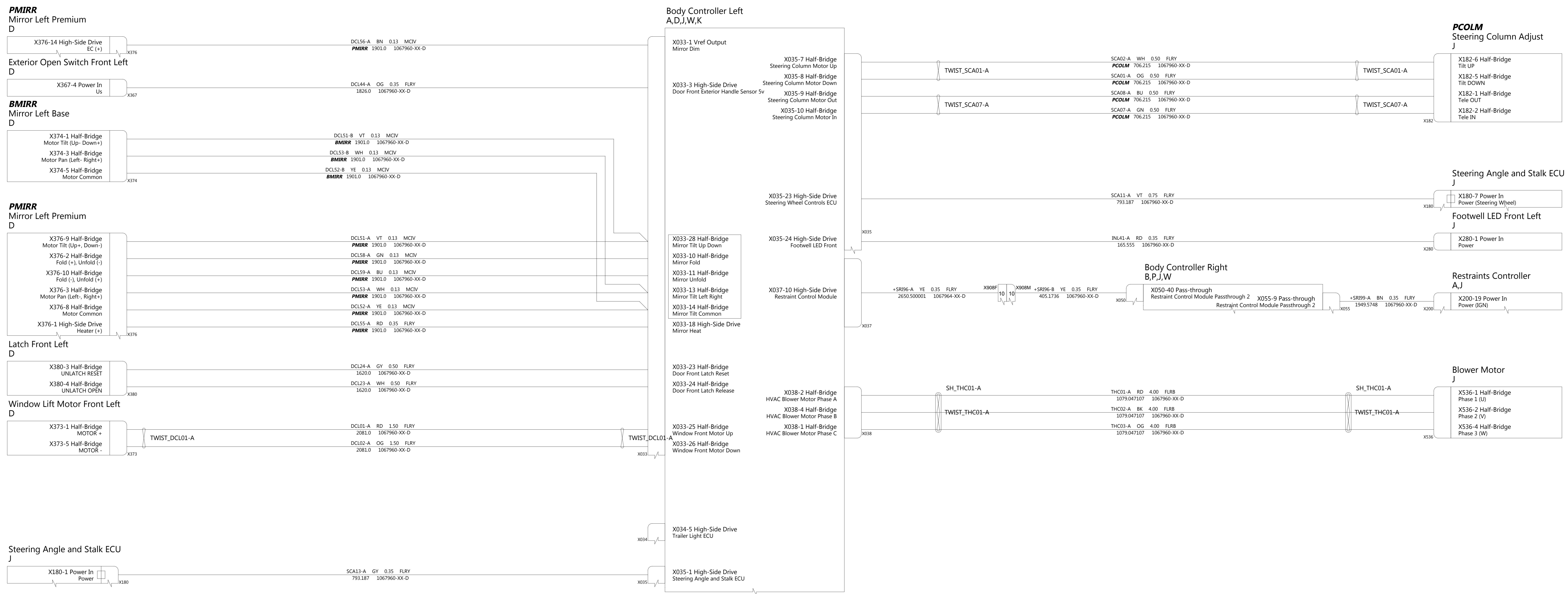
| | | |
|---|---------------------------|---------------|
| DRAWN | CHECKED | APPROVED |
| MATERIAL AS SPECIFIED | FINISHING AS SPECIFIED | SCALE NONE |
| PART NAME Power Distribution, E-Fuse VCFront, J5-J11 | | |
| PART NUMBER | REV | SHEET |
| | 2 | 2 OF 9 |
| | | SIZE A0 |



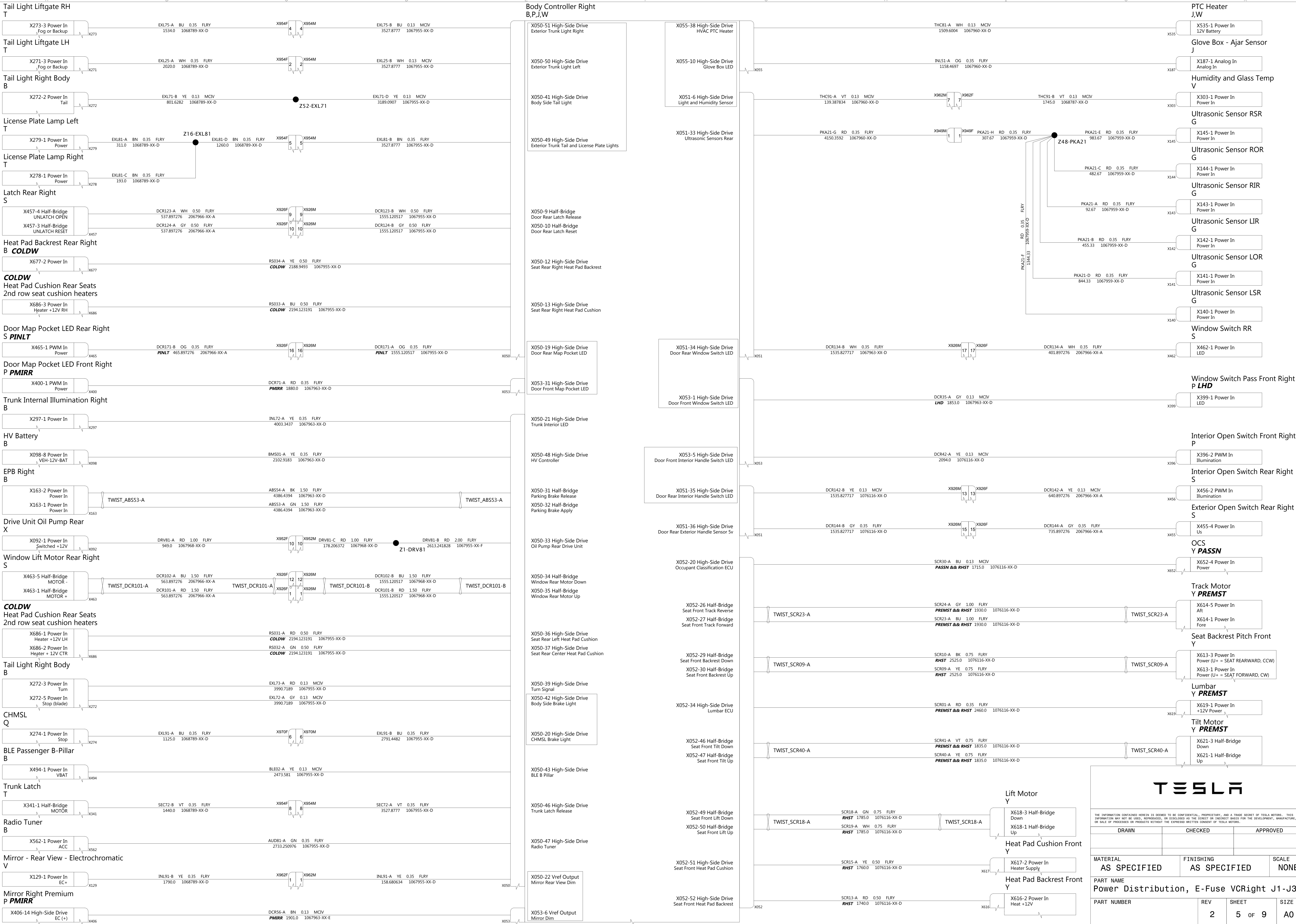
TESLA

THE INFORMATION CONTAINED HEREIN IS DEEMED TO BE CONFIDENTIAL, PROPRIETARY, AND A TRADE SECRET OF TESLA MOTORS. THIS INFORMATION MAY NOT BE USED, REPRODUCED, OR DISCLOSED AS THE DIRECT OR INDIRECT BASIS FOR THE DEVELOPMENT, MANUFACTURE, OR SALE OF PROCESSES OR PRODUCTS WITHOUT THE EXPRESSED WRITTEN CONSENT OF TESLA MOTORS.

| | | |
|---|----------------------------------|----------------------|
| DRAWN | CHECKED | APPROVED |
| MATERIAL AS SPECIFIED | FINISHING AS SPECIFIED | SCALE NONE |
| PART NAME Power Distribution, E-Fuse VLeft, J1-J3 | | |
| PART NUMBER | REV | SHEET |
| | 2 | 3 OF 9 |
| | | A0 |



| | | | |
|--|---------------------------|---------------|------|
| TESLA | | | |
| THE INFORMATION CONTAINED HEREIN IS DEEMED TO BE CONFIDENTIAL, PROPRIETARY, AND A TRADE SECRET OF TESLA MOTORS. THIS INFORMATION MAY NOT BE USED, REPRODUCED, OR DISCLOSED AS THE DIRECT OR INDIRECT BASIS FOR THE DEVELOPMENT, MANUFACTURE, OR SALE OF PROCESSES OR PRODUCTS WITHOUT THE EXPRESSED WRITTEN CONSENT OF TESLA MOTORS. | | | |
| DRAWN | CHECKED | APPROVED | |
| MATERIAL AS SPECIFIED | FINISHING AS SPECIFIED | SCALE NONE | |
| PART NAME Power Distribution, E-Fuse VLeft, J4-J9 | | | |
| PART NUMBER | REV | SHEET | SIZE |
| | 2 | 4 OF 9 | A0 |



THE INFORMATION CONTAINED HEREIN IS DEEMED TO BE CONFIDENTIAL, PROPRIETARY, AND A TRADE SECRET OF TESLA MOTORS. THIS INFORMATION MAY NOT BE USED, REPRODUCED, OR DISCLOSED AS THE DIRECT OR INDIRECT BASIS FOR THE DEVELOPMENT, MANUFACTURE, OR SALE OF PROCESSES OR PRODUCTS WITHOUT THE EXPRESS WRITTEN CONSENT OF TESLA MOTORS.

| DRAWN | CHECKED | APPROVED |
|-------|---------|----------|
| | | |

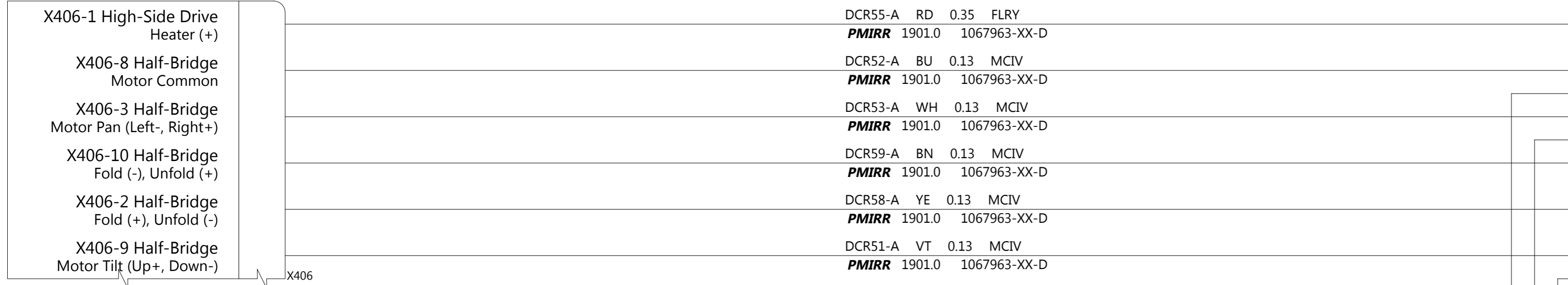
| MATERIAL AS SPECIFIED | FINISHING AS SPECIFIED | SCALE NONE |
|--------------------------|---------------------------|---------------|
| | | |

| PART NAME Power Distribution, E-Fuse VCRight J1-J3 | | | |
|---|-----|--------|------|
| PART NUMBER | REV | SHEET | SIZE |
| | 2 | 5 OF 9 | A0 |

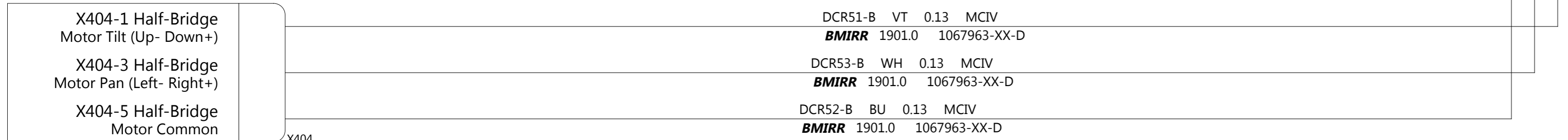
Exterior Open Switch Front Right
P




PMIRR
Mirror Right Premium
P




BMIRR
Mirror Right Base
P




Window Lift Motor Front Right
P



Latch Front Right
P



PMIRR
Mirror Right Premium
P



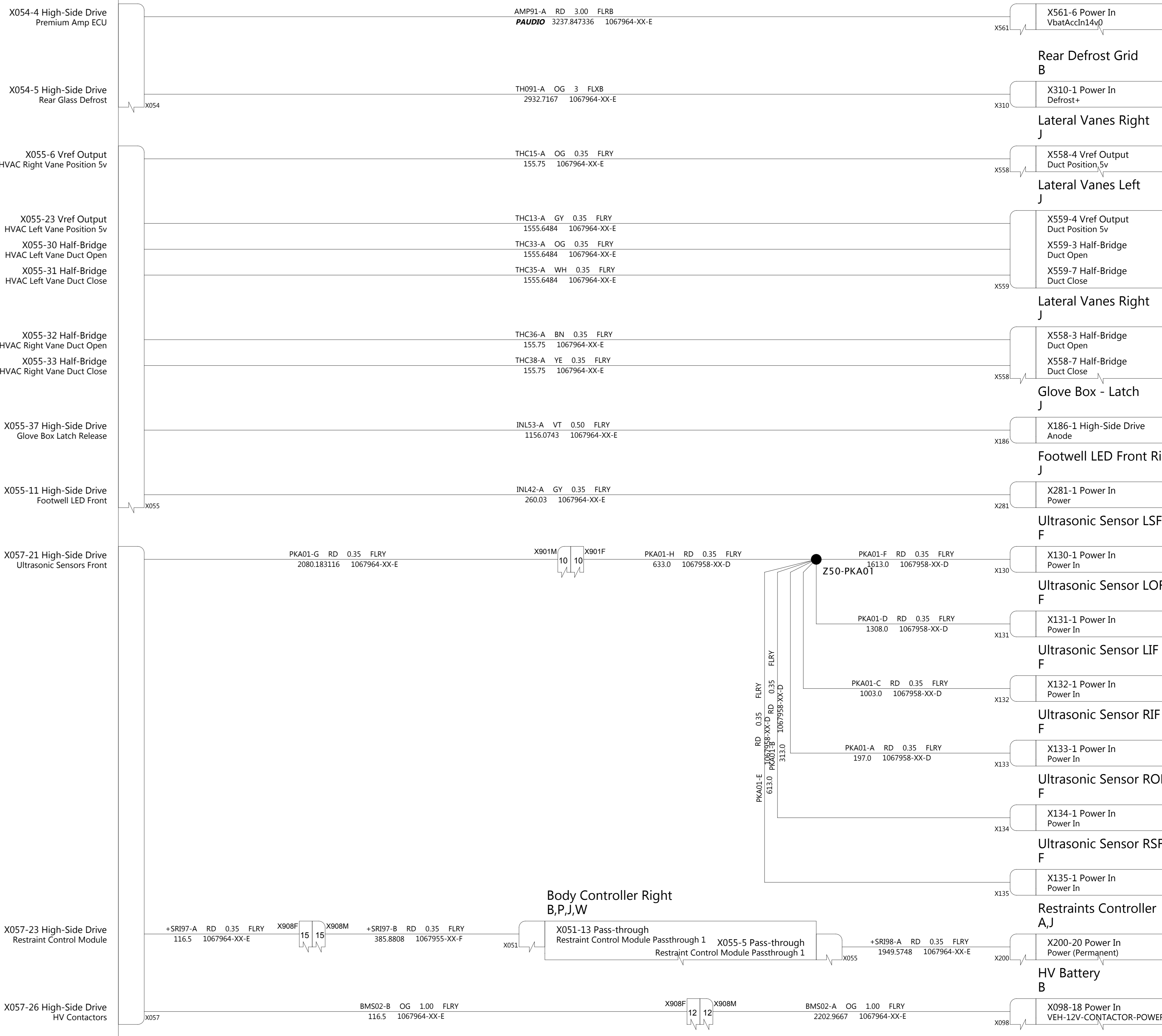
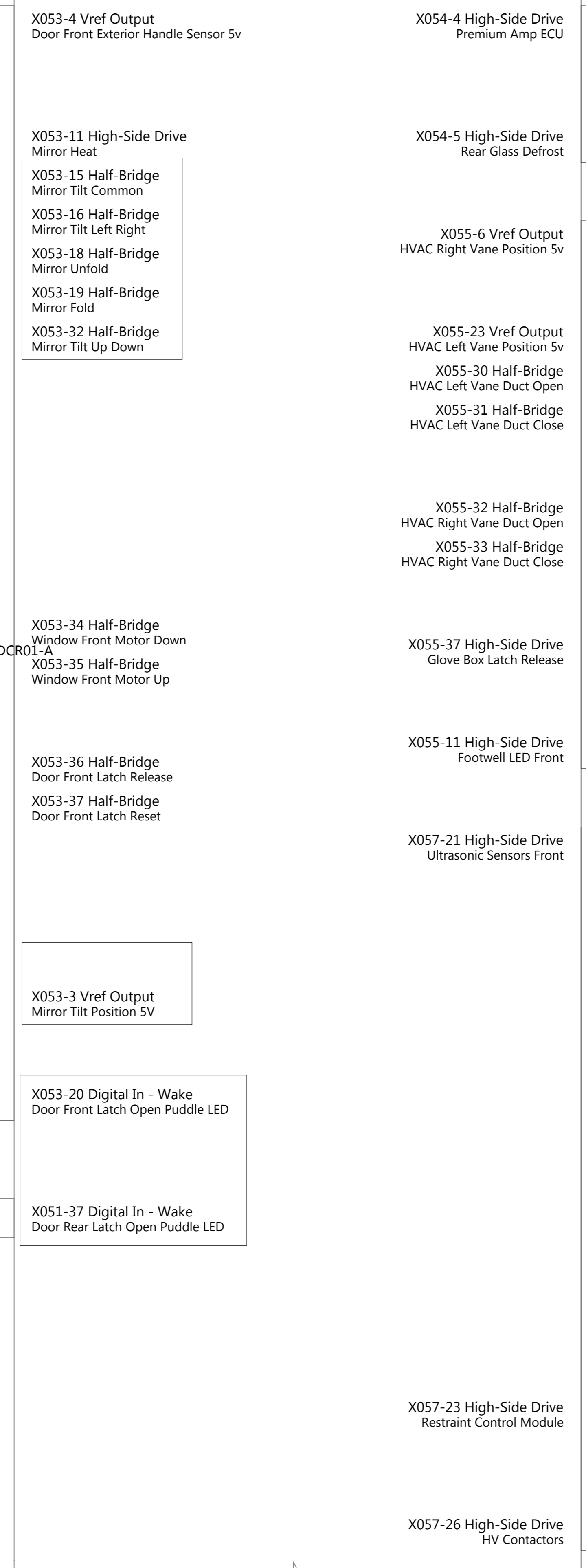
Puddle LED Front Right
P




Puddle LED Rear Right
S



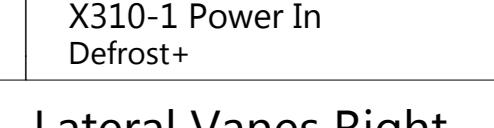
Body Controller Right
B,P,J,W



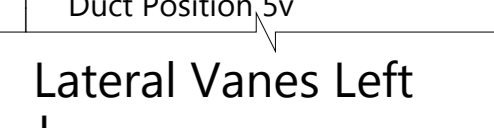
PAUDIO
Premium Amp Audio
B



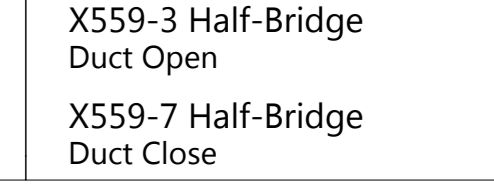
Rear Defrost Grid
B



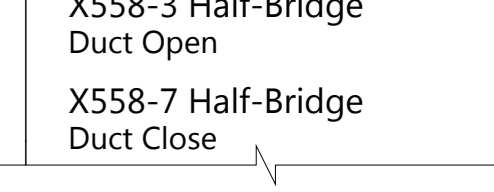
Lateral Vanes Right
J



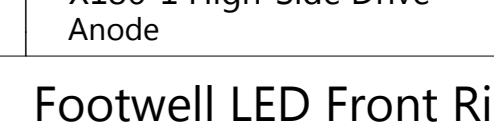
Lateral Vanes Left
J



Lateral Vanes Right
J



Glove Box - Latch
J



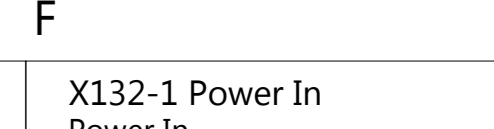
Footwell LED Front Right
J



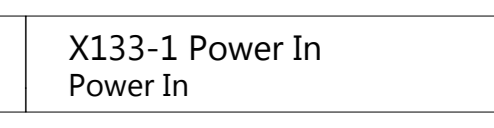
Ultrasonic Sensor LSF
F



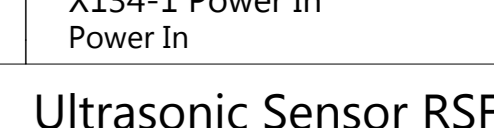
Ultrasonic Sensor LOF
F



Ultrasonic Sensor LIF
F



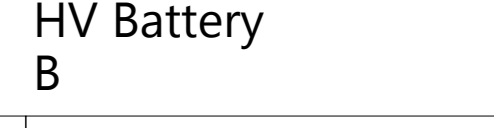
Ultrasonic Sensor RIF
F



Ultrasonic Sensor ROF
F



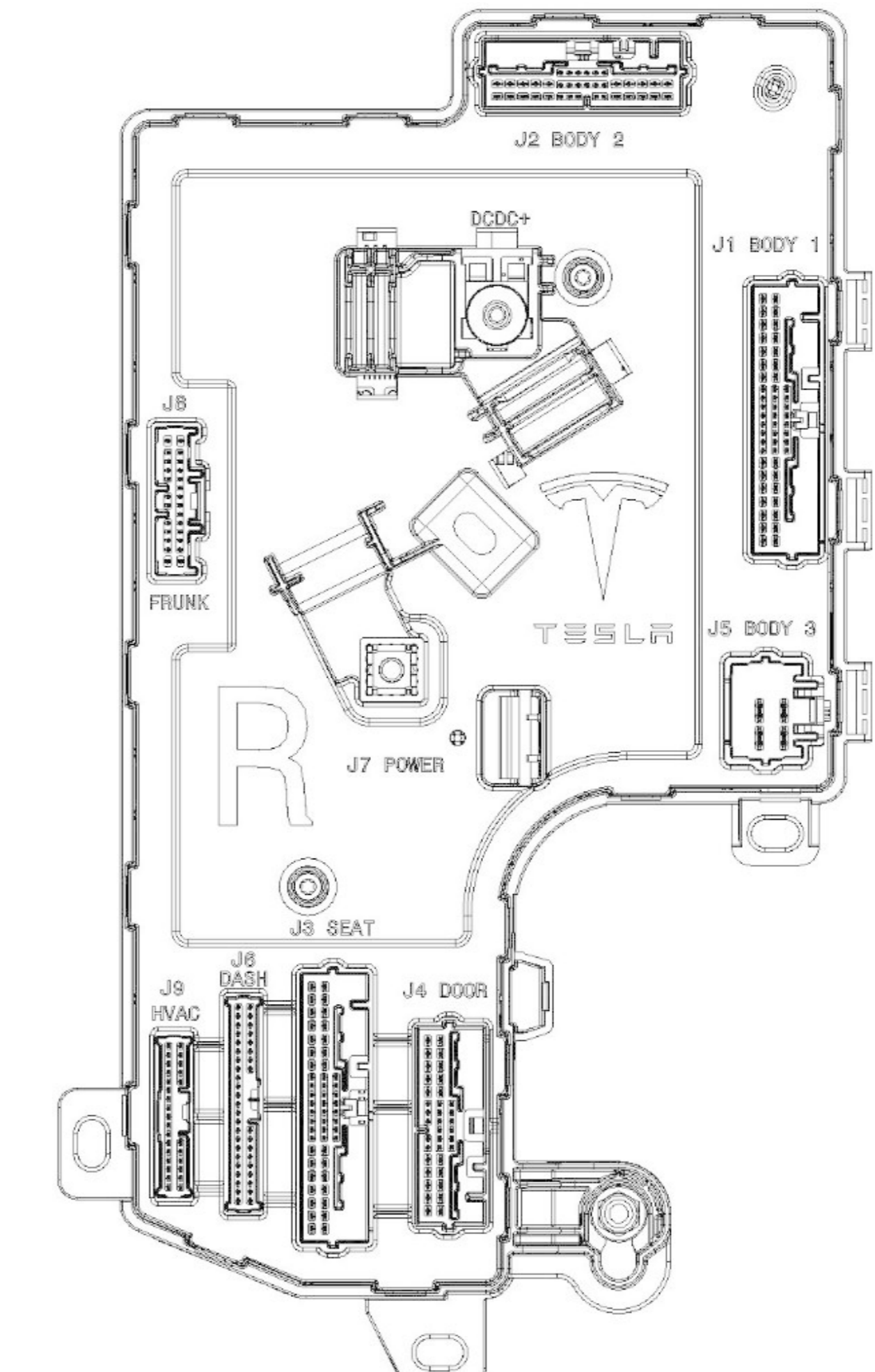
Ultrasonic Sensor RSF
F



Restraints Controller
A,J




HV Battery
B



[Symbol] = Shared E-Fuses

| | | | |
|--|---------------------------|---------------|------|
| TESLA | | | |
| THE INFORMATION CONTAINED HEREIN IS DEEMED TO BE CONFIDENTIAL, PROPRIETARY, AND A TRADE SECRET OF TESLA MOTORS. THIS INFORMATION MAY NOT BE USED, REPRODUCED, OR DISCLOSED AS THE DIRECT OR INDIRECT BASIS FOR THE DEVELOPMENT, MANUFACTURE, OR SALE OF PROCESSES OR PRODUCTS WITHOUT THE EXPRESS WRITTEN CONSENT OF TESLA MOTORS. | | | |
| DRAWN | CHECKED | APPROVED | |
| MATERIAL AS SPECIFIED | FINISHING AS SPECIFIED | SCALE NONE | |
| PART NAME Power Distribution, E-Fuse VCRight J4-J9 | | | |
| PART NUMBER | REV | SHEET | SIZE |
| | 2 | 6 OF 9 | A0 |

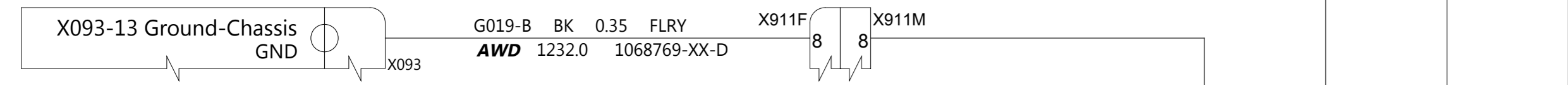
Windshield - Washer Pump & Level Sensor
W



Headlamp Left
W



AWD Drive Inverter Front & Resolver
N



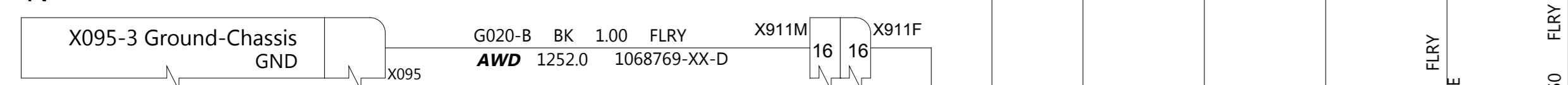
Side Repeater DAS Left
W



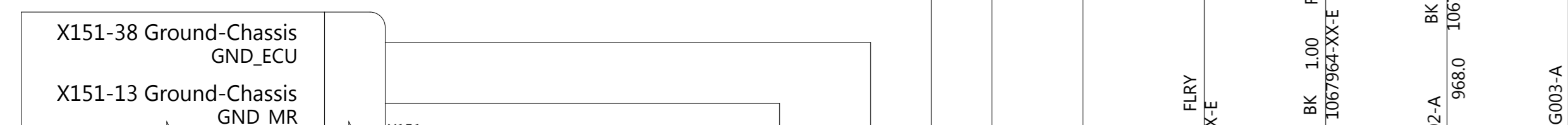
EPAS
W



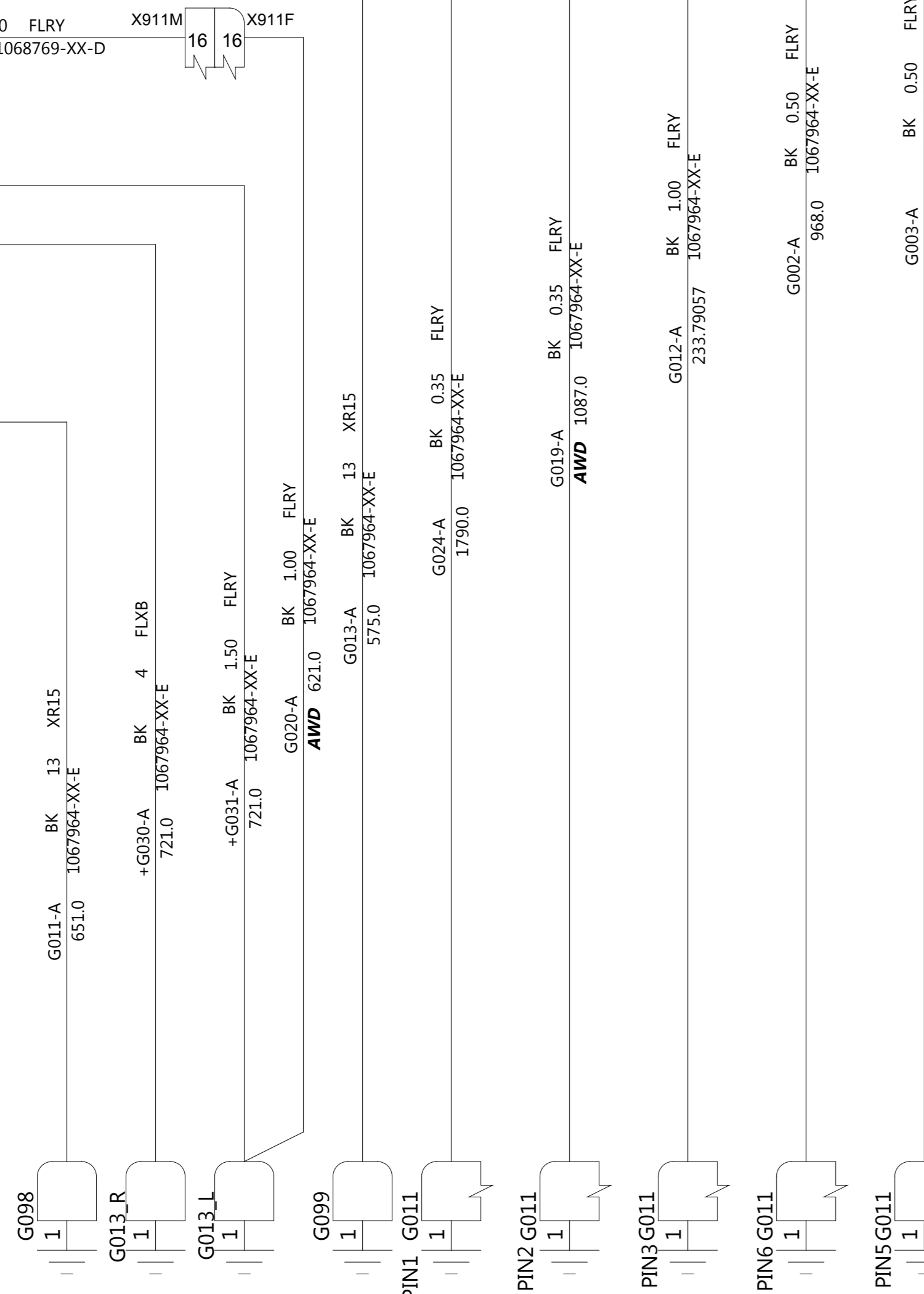

AWD Drive Unit Oil Pump Front
N



HCU/ESP
W



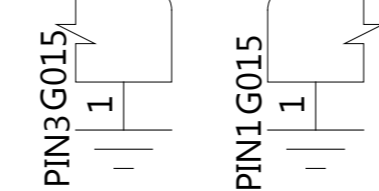
EPAS
W



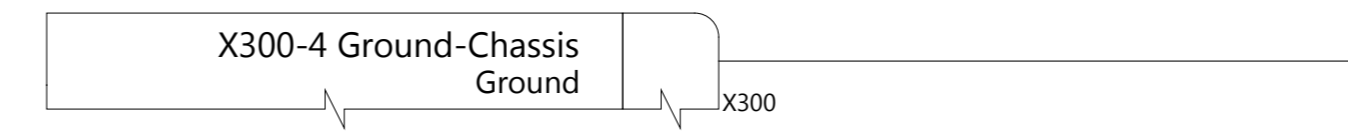
iBooster & DTS
W



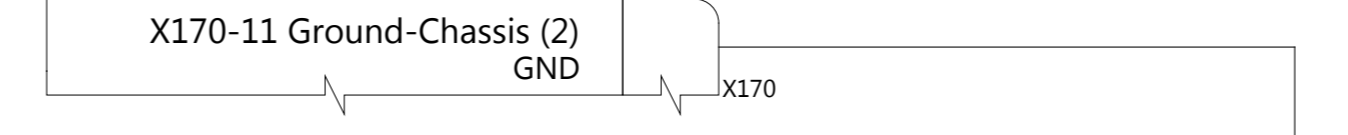
Glass Heater - Windshield
W



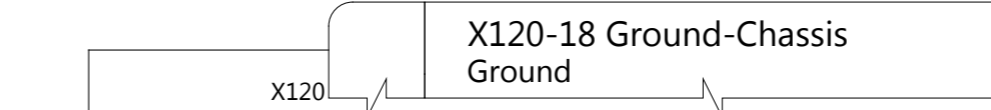
Wiper Motor
W



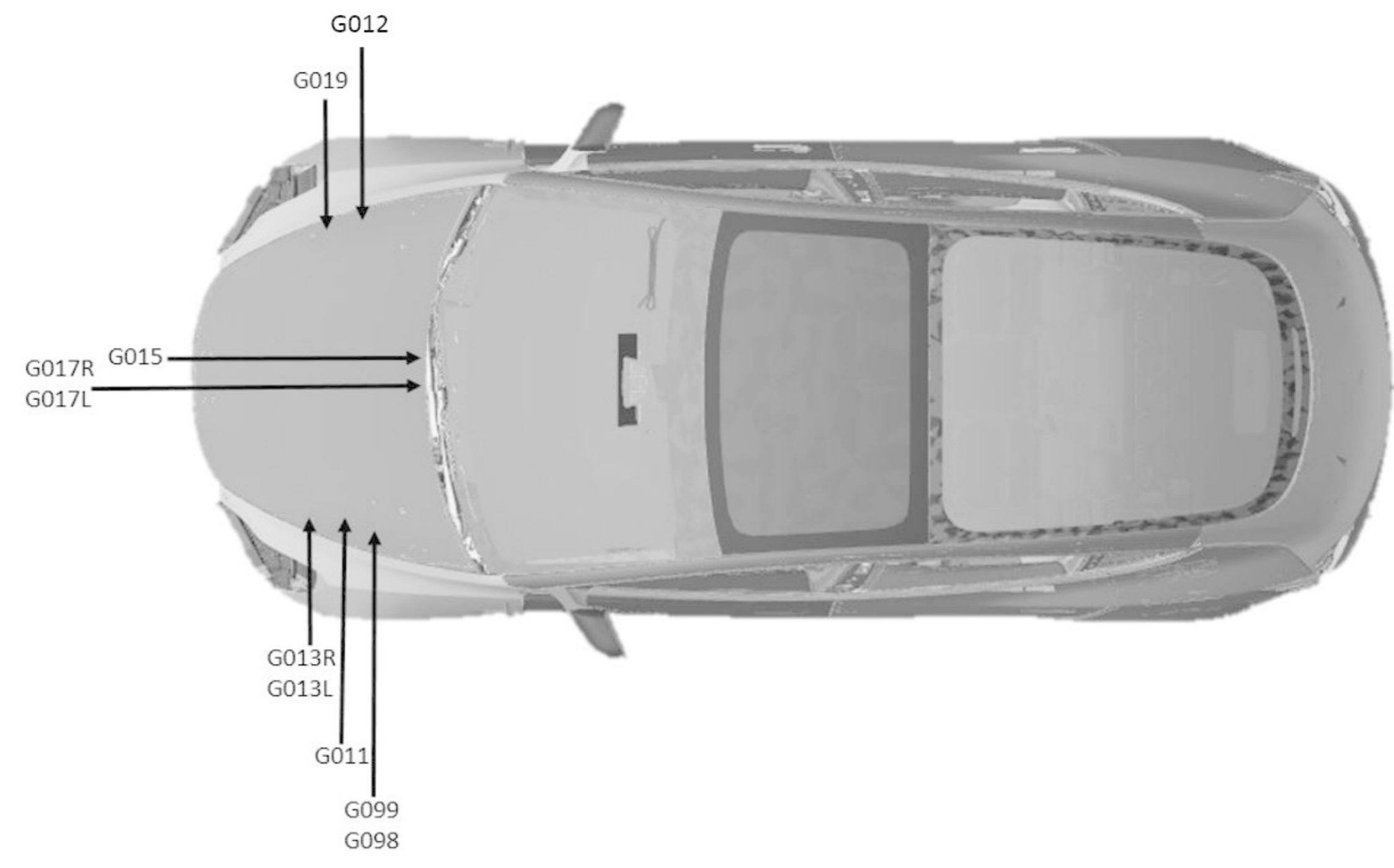




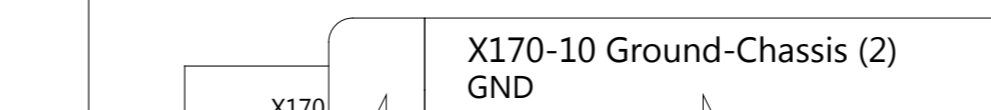
MCU
W,B



Autopilot ECU 2.5
W,J,B



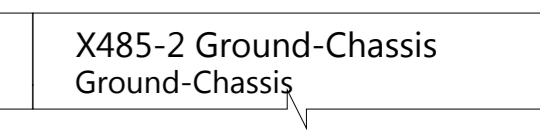
MCU
W,B



iBooster & DTS
W



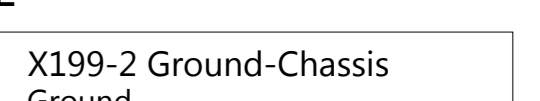
Homelink ECU
L



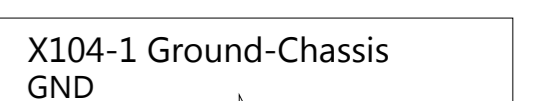
Horn Left - Low Tone
L



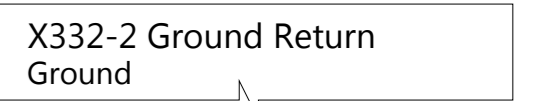
Horn Right - High Tone
L



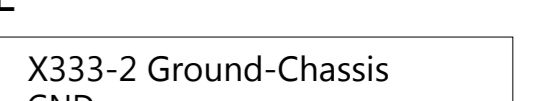
Radar Front
L



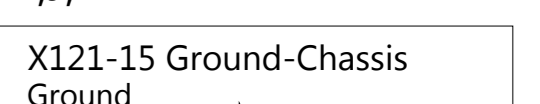
Frunk Latch
L



Emergency Frunk Release Switch
L



Autopilot ECU 2.5
W,J,B



Frunk Access Post
F



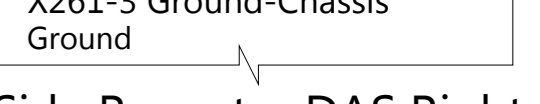
Fascia Lamp Left
F FOG



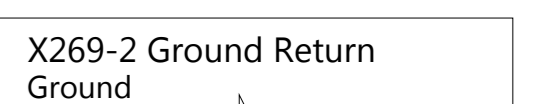
Fascia Lamp Right
F FOG



Headlamp Right
W



Side Repeater DAS Right
W



HV Compressor
U,W



TESLA

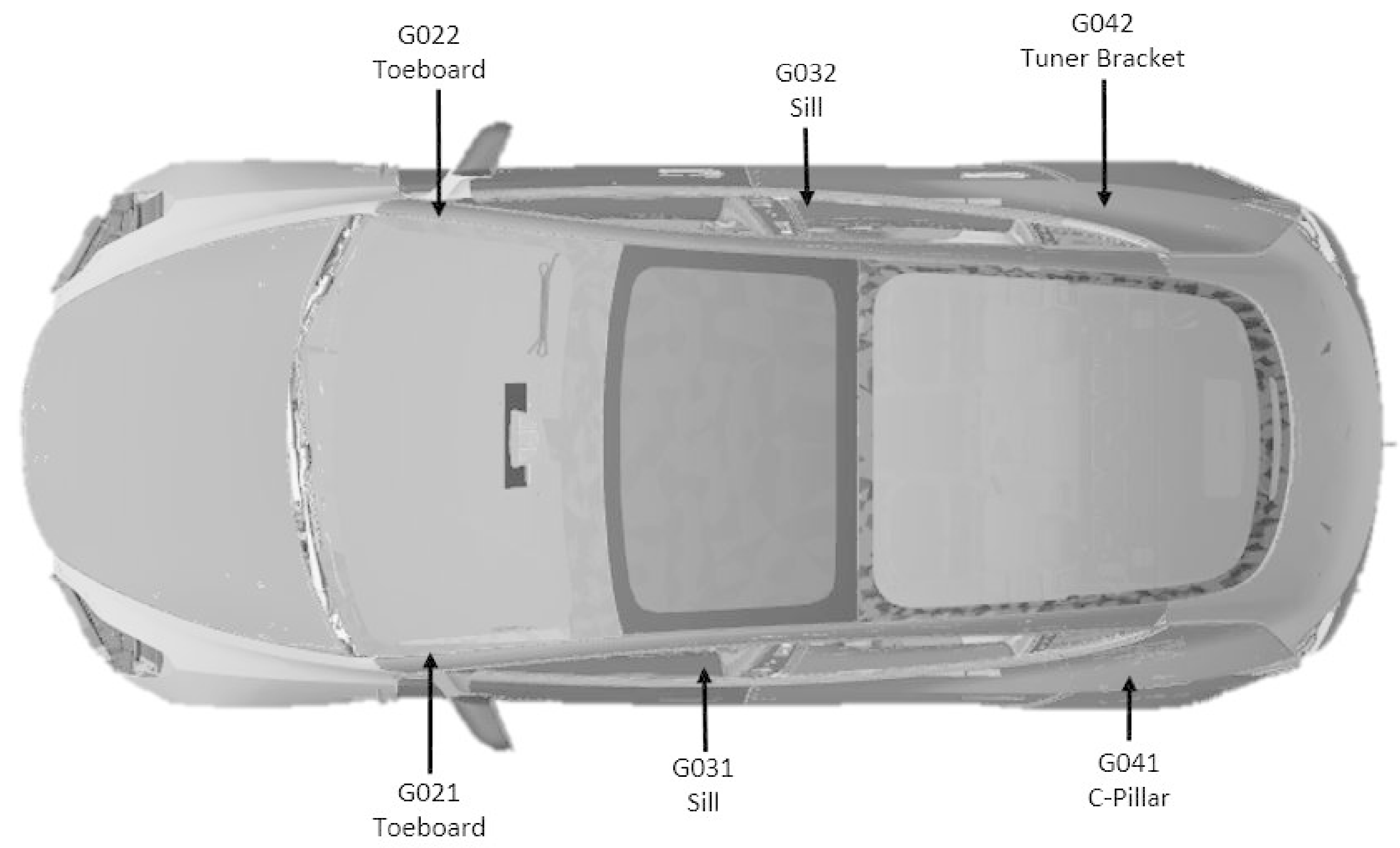
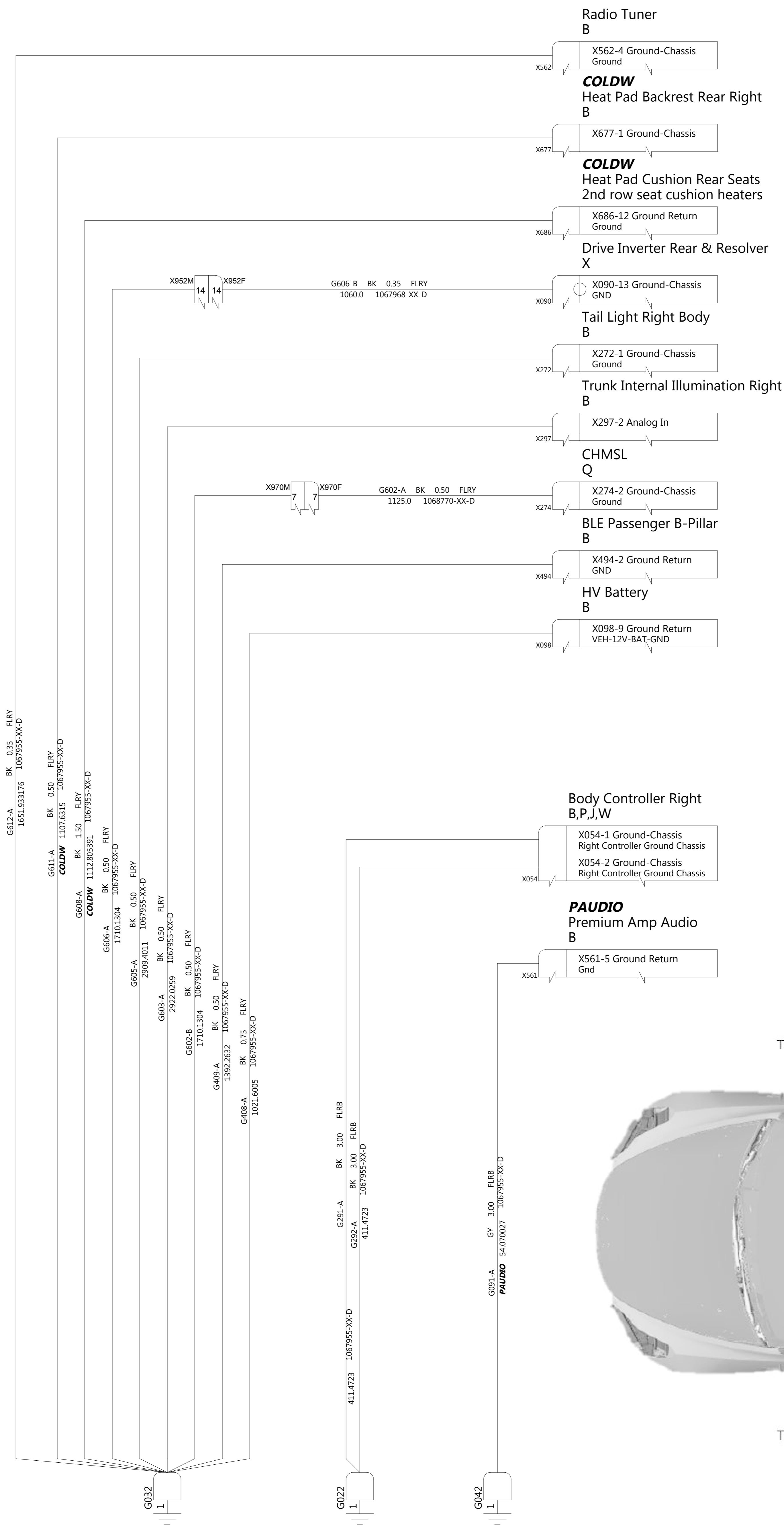
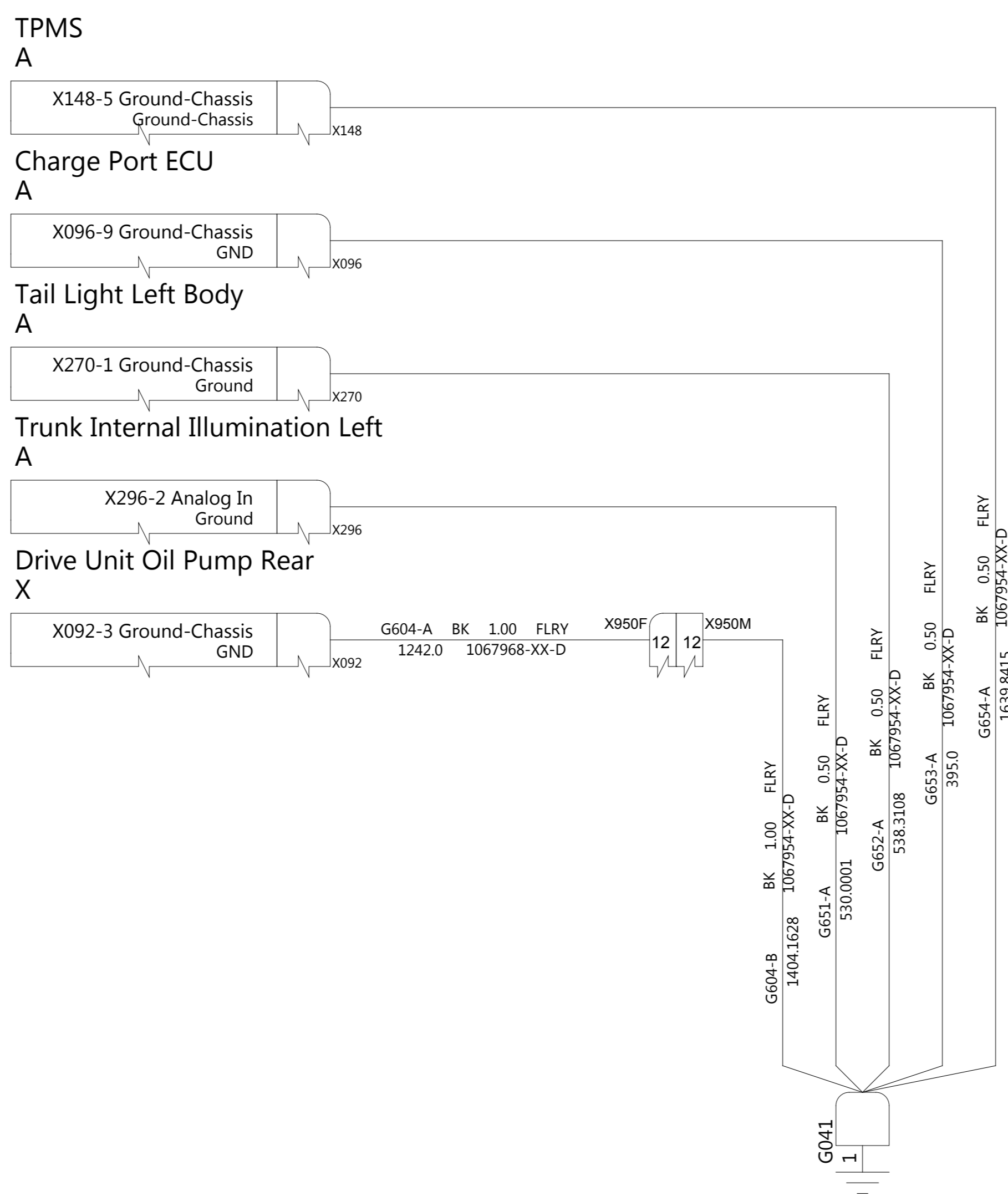
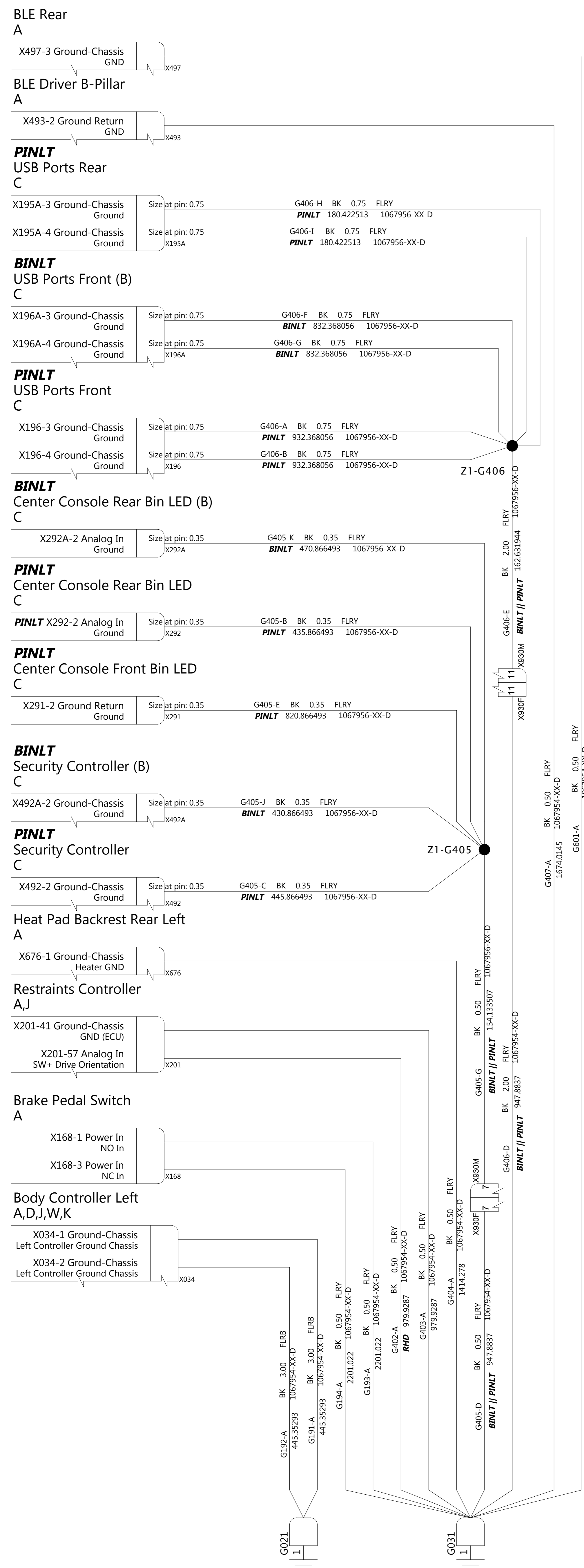
THE INFORMATION CONTAINED HEREIN IS DEEMED TO BE CONFIDENTIAL, PROPRIETARY, AND A TRADE SECRET OF TESLA MOTORS. THIS INFORMATION MAY NOT BE USED, REPRODUCED, OR DISCLOSED AS THE DIRECT OR INDIRECT BASIS FOR THE DEVELOPMENT, MANUFACTURE, OR SALE OF PROCESSES OR PRODUCTS WITHOUT THE EXPRESSED WRITTEN CONSENT OF TESLA MOTORS.

| | | |
|-------|---------|----------|
| DRAWN | CHECKED | APPROVED |
|-------|---------|----------|

| | | |
|--------------------------|---------------------------|---------------|
| MATERIAL AS SPECIFIED | FINISHING AS SPECIFIED | SCALE NONE |
|--------------------------|---------------------------|---------------|

| | | | |
|--|--|--|--|
| PART NAME Power Distribution, Grounding Frunk | | | |
|--|--|--|--|


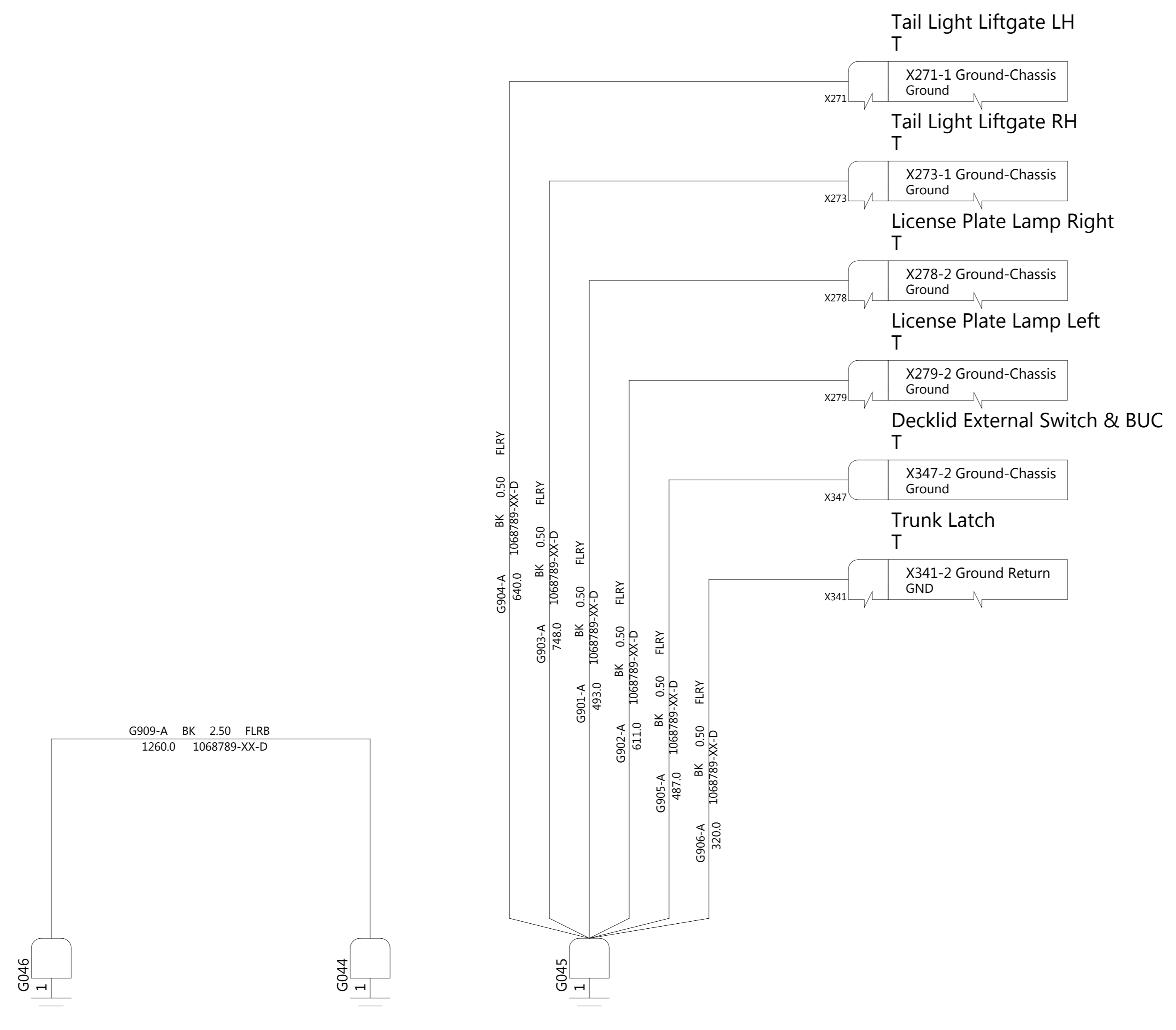
| | | | |
|-------------|-----|--------|------|
| PART NUMBER | REV | SHEET | SIZE |
| | 2 | 7 OF 9 | A0 |



TESLA

THE INFORMATION CONTAINED HEREIN IS DEEMED TO BE CONFIDENTIAL, PROPRIETARY, AND A TRADE SECRET OF TESLA MOTORS. THIS INFORMATION MAY NOT BE USED, REPRODUCED, OR DISCLOSED AS THE DIRECT OR INDIRECT BASIS FOR THE DEVELOPMENT, MANUFACTURE, OR SALE OF PROCESSES OR PRODUCTS WITHOUT THE EXPRESS WRITTEN CONSENT OF TESLA MOTORS.

| DRAWN | CHECKED | APPROVED |
|--|---------------------------|---------------|
| | | |
| MATERIAL AS SPECIFIED | FINISHING AS SPECIFIED | SCALE NONE |
| PART NAME Power Distribution, Grounding Pillars | | |
| PART NUMBER | REV | SHEET |
| | 2 | 8 OF 9 |
| | | SIZE A0 |



TESLA

THE INFORMATION CONTAINED HEREIN IS DEEMED TO BE CONFIDENTIAL, PROPRIETARY, AND A TRADE SECRET OF TESLA MOTORS. THIS INFORMATION MAY NOT BE USED, REPRODUCED, OR DISCLOSED AS THE DIRECT OR INDIRECT BASIS FOR THE DEVELOPMENT, MANUFACTURE, OR SALE OF PROCESSES OR PRODUCTS WITHOUT THE EXPRESSED WRITTEN CONSENT OF TESLA MOTORS.

| | | |
|--|---------------------------|-----------------|
| DRAWN | CHECKED | APPROVED |
| | | |
| MATERIAL AS SPECIFIED | FINISHING AS SPECIFIED | SCALE NONE |
| PART NAME Power Distribution, Grounding Trunk | | |
| PART NUMBER | REV 2 | SHEET 9 OF 9 |
| | | SIZE A0 |