

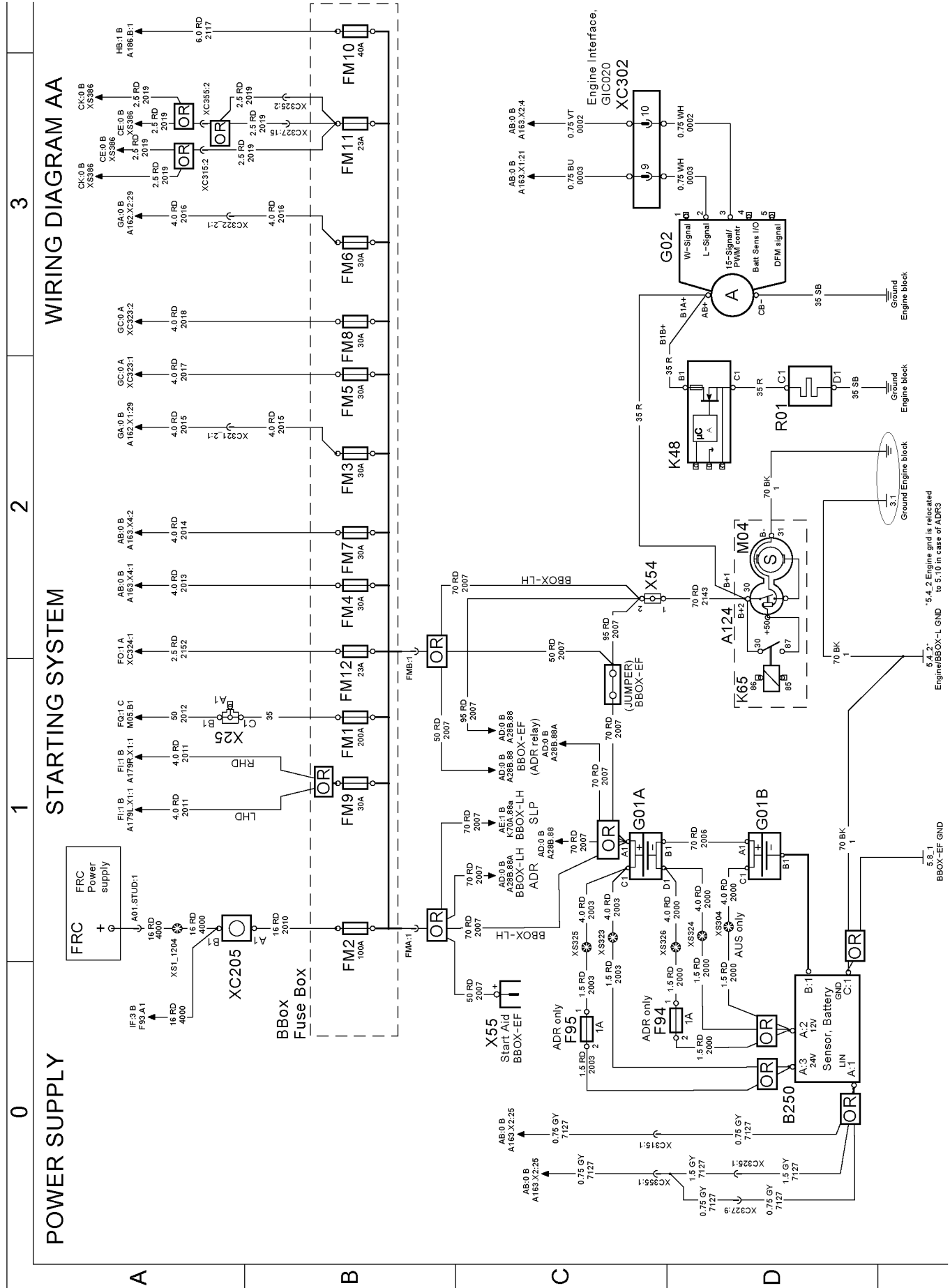
This service bulletin complements Service Handbook Group 37 TSP89141432

Wiring diagram
Dual-stage turbo
FH (4)
CHID A740874–
CHID B645496–
CHID D200003–
CHID W112925–

Wiring diagram, Dual-stage turbo

Contents

Diagram AA page 2
Diagram CB Page 1 page 3
Diagram CB Page 2 page 4
Wiring harness engine page 5
Component number page 7



3

2

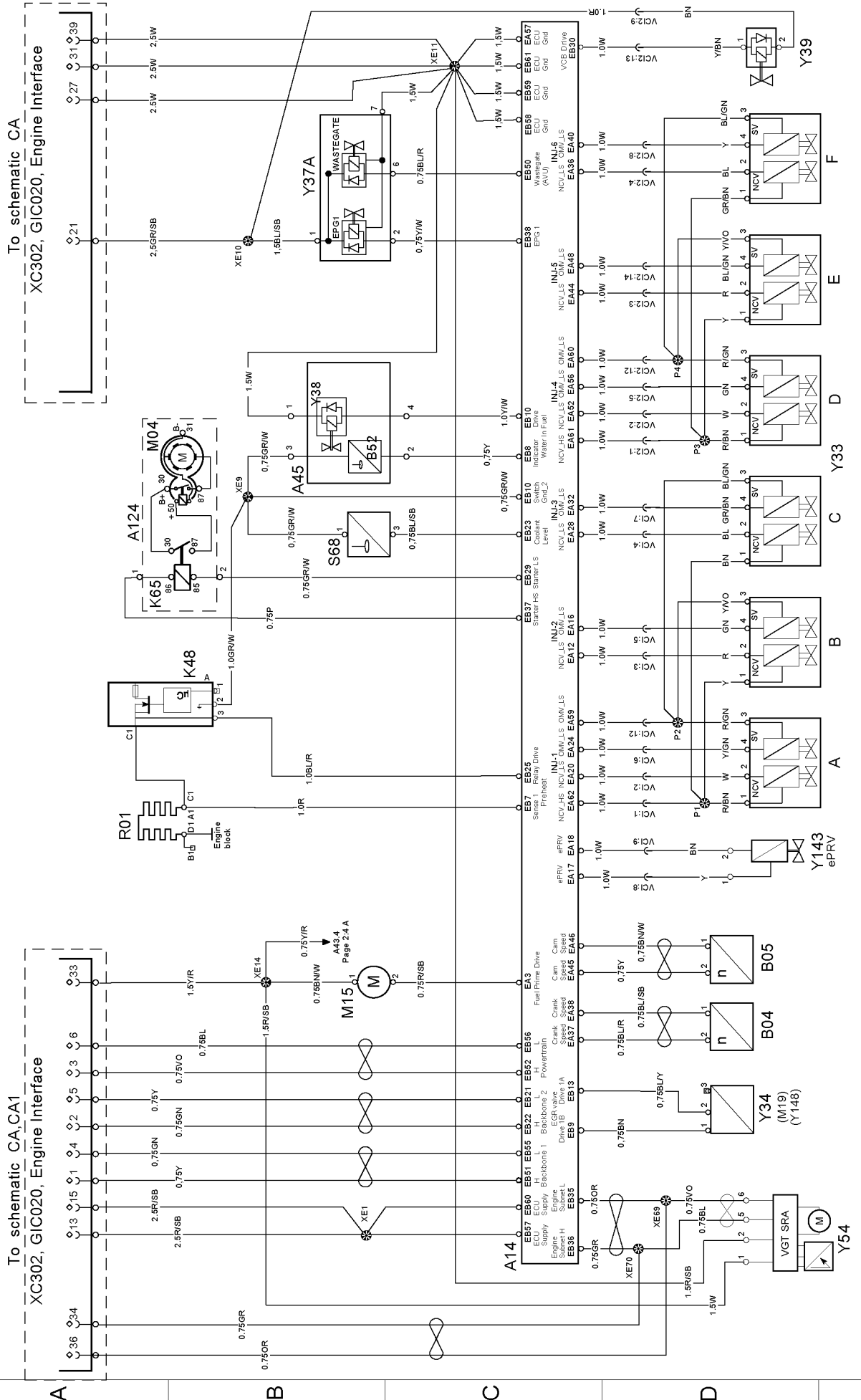
1

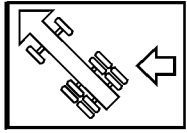
0

WIRING DIAGRAM CB Page 1

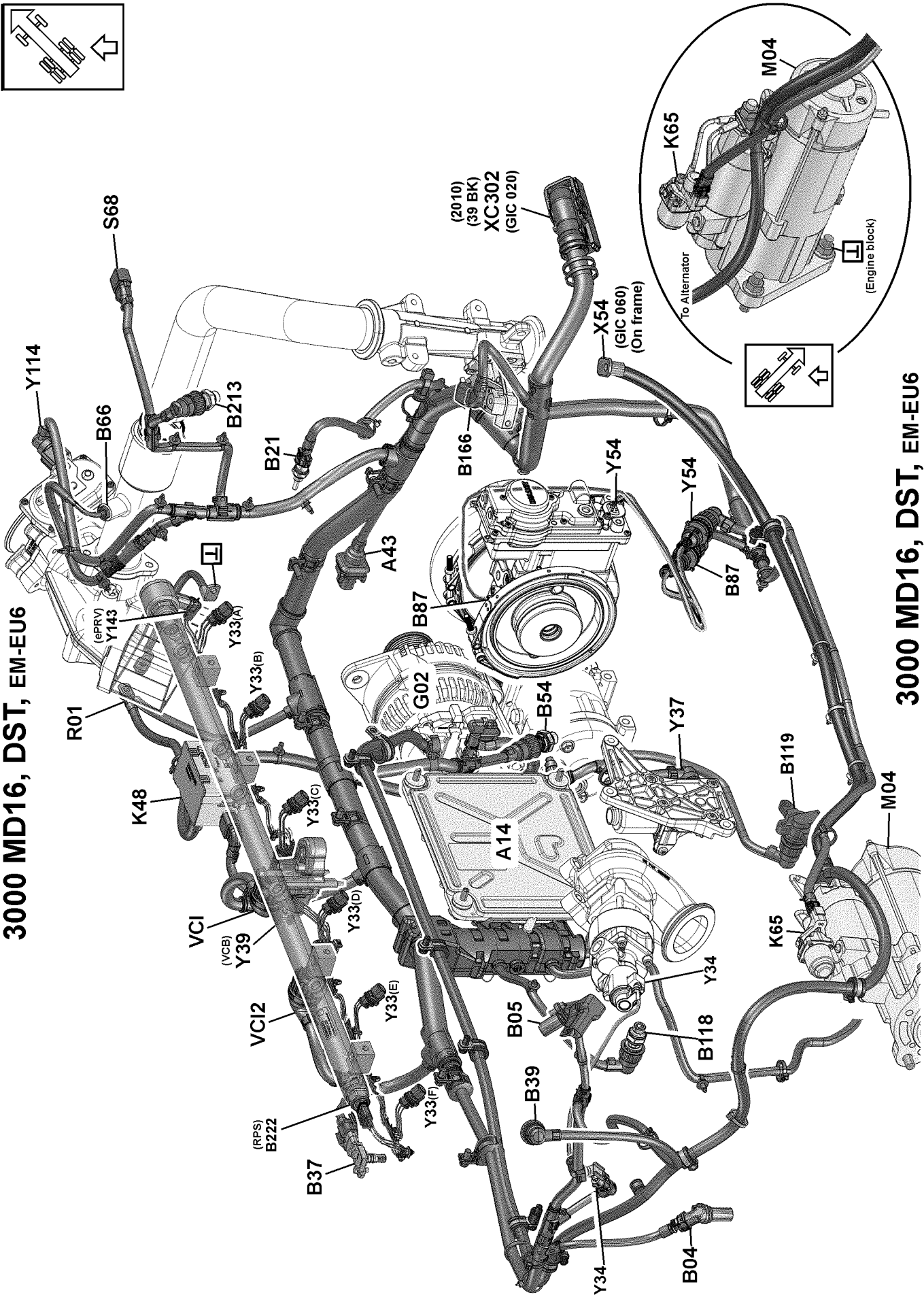
D16, DST, EM-EU6

ENGINE

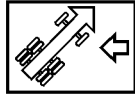




3000 MD16, DST, EM-EU6



3000 MD16, DST, EM-EU6



Component number

A43	Electric fan control (B32 fan speed sensor, Y35 visco clutch) (CB:0 D)	R01	Heater, engine preheat (AA:3 D/CB:0 A)
A45	Fuel conditioner (B52 water level sensor, R10 heater, Y38 water drain solenoid) (CB:1 B)	S68	Proximity switch, coolant level (CB:2 B)
A124	Component group engine (K65 power relay, starter motor pre-relay M04 starter motor) (CB:0 D)	Y33	Solenoid valve, UI (Unit Injectors) (CB:3 D)
B04	Sensor, engine speed, crankshaft (CB:1 D)	Y34	Actuator, EGR system (CB:0 D)
B05	Sensor, engine speed, camshaft (CB:1 D)	Y37	Solenoid valve unit, AVU (Air Valve Unit) (CB:2 B)
B21	Sensor, coolant temperature, engine (CB:1 B)	Y37B	Solenoid valve unit, AVU2 (Air Valve Unit) (CB:2 B)
B37	Sensor, boost pressure and boost temperature (CB:1 D)	Y38	Solenoid valve, WIF, fuel pre filter water draining (Included in A45) (CB:1 B)
B39	Sensor, air filter pressure and air filter temperature (CB:1 B)	Y39	Solenoid valve, VCB (CB:3 B)
B52	Sensor, water level (Included in A45) (CB:2 B)	Y54	Control unit, VGT, CAN based (CB:1 D)
B54	Sensor, crank case pressure (CB:1 B)	Y103	AHI (CB:0 B)
B66	Sensor, EGR temperature (CB:3 D)	Y109	Electro clutch, coolant pump (CB:2 B)
B87	Sensor, Turbo Speed (CB:3 D)	Y110	Solenoid valve, oil thermostat (CB:2 B)
B102	Sensor, oil temperature (CB:3 D)	Y111	Solenoid valve, oil piston cooling jet (CB:2 B)
B118	Sensor, oil pressure (CB:1 B)	Y114	Throttle (CB:1 D)
B119	Sensor, oil level and oil temp (CB:1 D)	Y143	PRV (CB:2 B)
B166	Sensor, EGR Differential Pressure (CB:1 D)		
B187	AT/AHI fuel pressure (CB:3 B)		
B207	Sensor, oil cooling jet pressure (CB:3 B)		
B213	Sensor, pressure, butterfly valve back-pressure (CB:4 B)		
B222	Rail Pressure Sensor (CB:3 B)		
M15	Motor, electrical fuel pump (CB:2 B)		