

CIRCUIT DESCRIPTION	SECTION	CIRCUIT DESCRIPTION	SECTION
AIR CONDITIONING	69-62	- OPTIONAL FRONT HITCH	27
ARMREST CONTROLLER	46-60	- OPTIONAL FRONT BELTLINE	28
AUXILIARY CONTROL SYSTEM	53-54	- OPTIONAL HIGH INTENSITY LAMP	31
AUTOMATIC TEMPERATURE CONTROL UNIT	60		
AUXILIARY POWER CONN. (IMPLEMENT)	60	- OPTIONAL REAR FENDER WORK	32-33
AUXILIARY POWER (F-PIN TRAILER)	60	- OPTIONAL ROOF WORK CAB	28
BLOWER MOTOR (AFCU OR CCU)	61		
BRAKE PEDAL SWITCHES	45	STANDARD CAB FENDER	33-33
CHARGING SYSTEM	102	STANDARD CAB FRONT ROOF	29
CAN-CONTROLLER POWER	20	STANDARD FENDER WARNING LAMP	32-33
CAN DATA BUS	12-18	STANDARD BELTLINE WARNING LAMP	N/A
CLAR LIGHTER	59		
CLIMATE CONTROL UNIT	59		
CRUISE CONTROL	58	MECHANICAL FRONT DRIVE (MFD)	46
DIFFERENTIAL LOCK	46	PERFORMANCE MONITOR	27
ELECTRONIC ENGINE CONTROLLER	55-56	POWER MIRROR	45
ELECTRONIC PTO	44-45	PTO CONTROLLER SYSTEM	44-45
ETHER SWAY	36	RADIO ANTENNA	63
FOOT THROTTLE	36	RADIO SOUND SYSTEM	63
FORWARD/REVERSE/PAK	36	ROTARY LIGHT SWITCH	28
HITCH CONTROL SYSTEM	61-62, 64	SCHEMATIC LEGEND	1-10
HEADLIGHT SWITCH	26	SCHEMATIC SYMBOL DEFINITIONS	2
INSTRUMENT CLUSTER	24-25	STARTING SYSTEM	68
IGNITION	75-72	SUSPENDED AXLE	102
IGNITION SWITCH	31	TRAILER CONNECTOR (F-PIN)	37-38
BI-GLASS	67	TRANSMISSION CONTROL SYSTEM	37-38
BI-WASH	32-33	WINDSHIELD WIPER/WASHER - FRONT	66
BI-WASH/BI-GLASS	66	WINDSHIELD WIPER/WASHER - REAR	66
LICENSE PLATE	30		

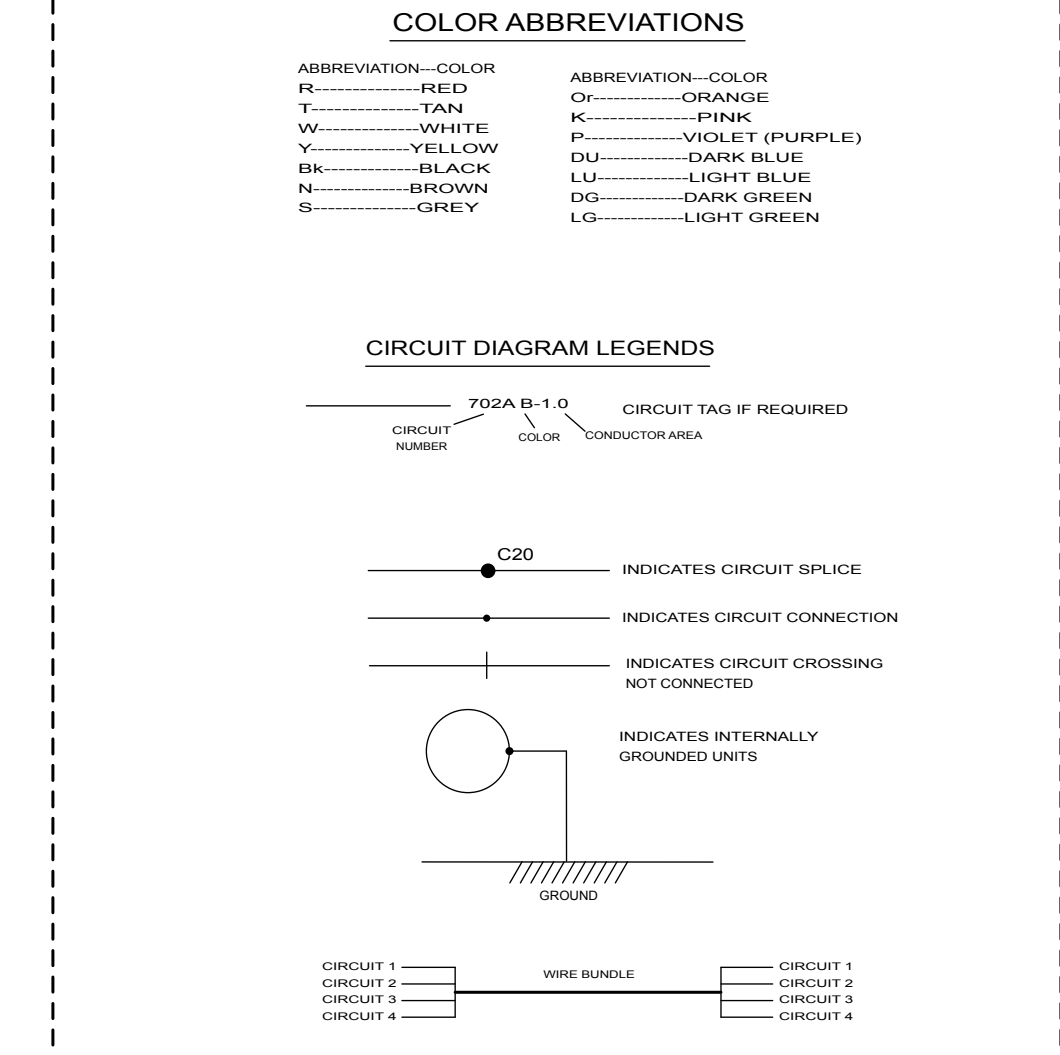
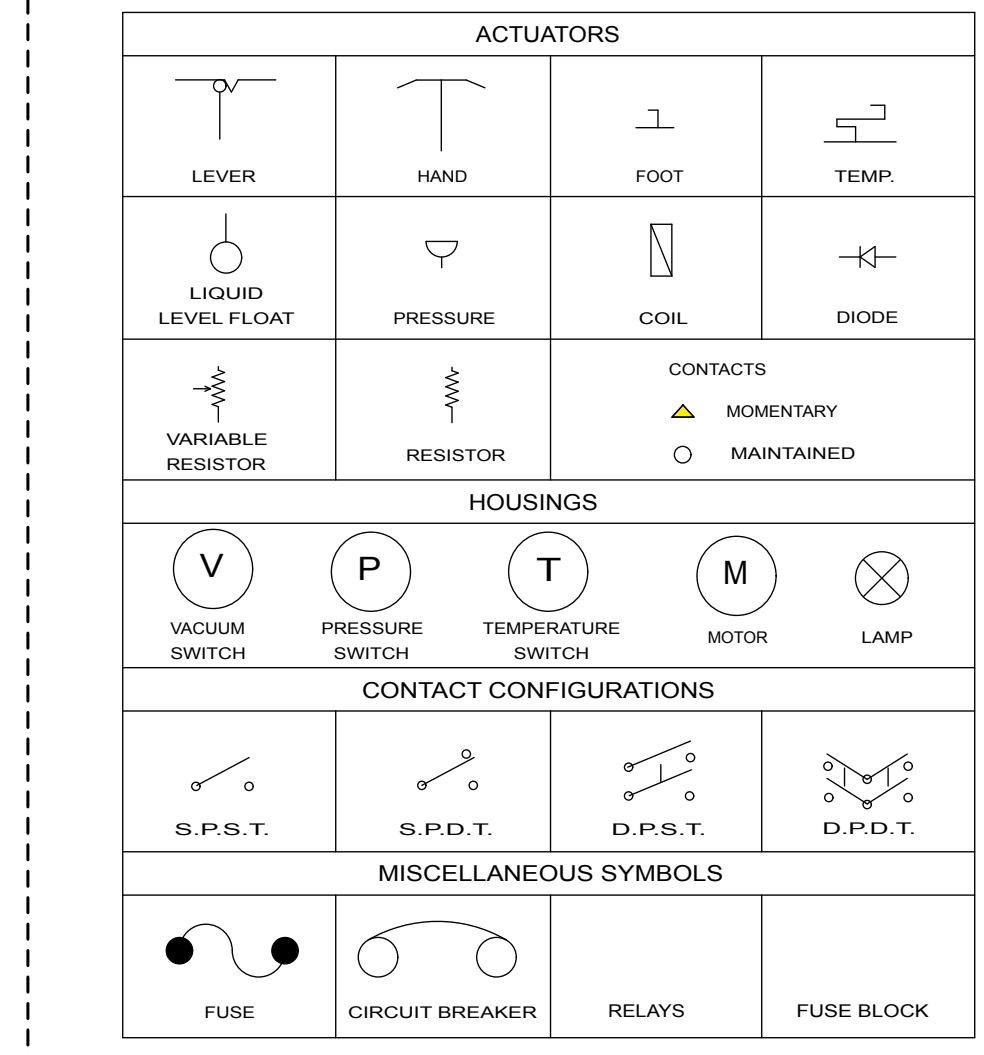


TABLE OF FUSES

FUSE (W/1)	SECTION LOCATION	CIRCUIT IDENTIFICATION	FUSE (W/1)	SECTION LOCATION	CIRCUIT IDENTIFICATION
1	26	HEADLIGHT SWITCH	1	26	HEADLIGHT SWITCH
2	26	HEADLIGHT SWITCH	2	26	HEADLIGHT SWITCH
3	26	HEADLIGHT SWITCH	3	26	HEADLIGHT SWITCH
4	26	HEADLIGHT SWITCH	4	26	HEADLIGHT SWITCH
5	26	HEADLIGHT SWITCH	5	26	HEADLIGHT SWITCH
6	26	HEADLIGHT SWITCH	6	26	HEADLIGHT SWITCH
7	26	HEADLIGHT SWITCH	7	26	HEADLIGHT SWITCH
8	26	HEADLIGHT SWITCH	8	26	HEADLIGHT SWITCH
9	26	HEADLIGHT SWITCH	9	26	HEADLIGHT SWITCH
10	26	HEADLIGHT SWITCH	10	26	HEADLIGHT SWITCH
11	26	HEADLIGHT SWITCH	11	26	HEADLIGHT SWITCH
12	26	HEADLIGHT SWITCH	12	26	HEADLIGHT SWITCH
13	26	HEADLIGHT SWITCH	13	26	HEADLIGHT SWITCH
14	26	HEADLIGHT SWITCH	14	26	HEADLIGHT SWITCH
15	26	HEADLIGHT SWITCH	15	26	HEADLIGHT SWITCH
16	26	HEADLIGHT SWITCH	16	26	HEADLIGHT SWITCH
17	26	HEADLIGHT SWITCH	17	26	HEADLIGHT SWITCH
18	26	HEADLIGHT SWITCH	18	26	HEADLIGHT SWITCH
19	26	HEADLIGHT SWITCH	19	26	HEADLIGHT SWITCH
20	26	HEADLIGHT SWITCH	20	26	HEADLIGHT SWITCH
21	26	HEADLIGHT SWITCH	21	26	HEADLIGHT SWITCH
22	26	HEADLIGHT SWITCH	22	26	HEADLIGHT SWITCH
23	26	HEADLIGHT SWITCH	23	26	HEADLIGHT SWITCH
24	26	HEADLIGHT SWITCH	24	26	HEADLIGHT SWITCH
25	26	HEADLIGHT SWITCH	25	26	HEADLIGHT SWITCH
26	26	HEADLIGHT SWITCH	26	26	HEADLIGHT SWITCH
27	26	HEADLIGHT SWITCH	27	26	HEADLIGHT SWITCH
28	26	HEADLIGHT SWITCH	28	26	HEADLIGHT SWITCH
29	26	HEADLIGHT SWITCH	29	26	HEADLIGHT SWITCH
30	26	HEADLIGHT SWITCH	30	26	HEADLIGHT SWITCH
31	26	HEADLIGHT SWITCH	31	26	HEADLIGHT SWITCH
32	26	HEADLIGHT SWITCH	32	26	HEADLIGHT SWITCH
33	26	HEADLIGHT SWITCH	33	26	HEADLIGHT SWITCH
34	26	HEADLIGHT SWITCH	34	26	HEADLIGHT SWITCH
35	26	HEADLIGHT SWITCH	35	26	HEADLIGHT SWITCH
36	26	HEADLIGHT SWITCH	36	26	HEADLIGHT SWITCH
37	26	HEADLIGHT SWITCH	37	26	HEADLIGHT SWITCH
38	26	HEADLIGHT SWITCH	38	26	HEADLIGHT SWITCH
39	26	HEADLIGHT SWITCH	39	26	HEADLIGHT SWITCH
40	26	HEADLIGHT SWITCH	40	26	HEADLIGHT SWITCH
41	26	HEADLIGHT SWITCH	41	26	HEADLIGHT SWITCH
42	26	HEADLIGHT SWITCH	42	26	HEADLIGHT SWITCH
43	26	HEADLIGHT SWITCH	43	26	HEADLIGHT SWITCH
44	26	HEADLIGHT SWITCH	44	26	HEADLIGHT SWITCH
45	26	HEADLIGHT SWITCH	45	26	HEADLIGHT SWITCH
46	26	HEADLIGHT SWITCH	46	26	HEADLIGHT SWITCH
47	26	HEADLIGHT SWITCH	47	26	HEADLIGHT SWITCH
48	26	HEADLIGHT SWITCH	48	26	HEADLIGHT SWITCH
49	26	HEADLIGHT SWITCH	49	26	HEADLIGHT SWITCH
50	26	HEADLIGHT SWITCH	50	26	HEADLIGHT SWITCH
51	26	HEADLIGHT SWITCH	51	26	HEADLIGHT SWITCH
52	26	HEADLIGHT SWITCH	52	26	HEADLIGHT SWITCH
53	26	HEADLIGHT SWITCH	53	26	HEADLIGHT SWITCH
54	26	HEADLIGHT SWITCH	54	26	HEADLIGHT SWITCH
55	26	HEADLIGHT SWITCH	55	26	HEADLIGHT SWITCH
56	26	HEADLIGHT SWITCH	56	26	HEADLIGHT SWITCH
57	26	HEADLIGHT SWITCH	57	26	HEADLIGHT SWITCH
58	26	HEADLIGHT SWITCH	58	26	HEADLIGHT SWITCH
59	26	HEADLIGHT SWITCH	59	26	HEADLIGHT SWITCH
60	26	HEADLIGHT SWITCH	60	26	HEADLIGHT SWITCH
61	26	HEADLIGHT SWITCH	61	26	HEADLIGHT SWITCH
62	26	HEADLIGHT SWITCH	62	26	HEADLIGHT SWITCH
63	26	HEADLIGHT SWITCH	63	26	HEADLIGHT SWITCH
64	26	HEADLIGHT SWITCH	64	26	HEADLIGHT SWITCH
65	26	HEADLIGHT SWITCH	65	26	HEADLIGHT SWITCH
66	26	HEADLIGHT SWITCH	66	26	HEADLIGHT SWITCH
67	26	HEADLIGHT SWITCH	67	26	HEADLIGHT SWITCH
68	26	HEADLIGHT SWITCH	68	26	HEADLIGHT SWITCH
69	26	HEADLIGHT SWITCH	69	26	HEADLIGHT SWITCH
70	26	HEADLIGHT SWITCH	70	26	HEADLIGHT SWITCH
71	26	HEADLIGHT SWITCH	71	26	HEADLIGHT SWITCH
72	26	HEADLIGHT SWITCH	72	26	HEADLIGHT SWITCH
73	26	HEADLIGHT SWITCH	73	26	HEADLIGHT SWITCH
74	26	HEADLIGHT SWITCH	74	26	HEADLIGHT SWITCH
75	26	HEADLIGHT SWITCH	75	26	HEADLIGHT SWITCH
76	26	HEADLIGHT SWITCH	76	26	HEADLIGHT SWITCH
77	26	HEADLIGHT SWITCH	77	26	HEADLIGHT SWITCH
78	26	HEADLIGHT SWITCH	78	26	HEADLIGHT SWITCH
79	26	HEADLIGHT SWITCH	79	26	HEADLIGHT SWITCH
80	26	HEADLIGHT SWITCH	80	26	HEADLIGHT SWITCH
81	26	HEADLIGHT SWITCH	81	26	HEADLIGHT SWITCH
82	26	HEADLIGHT SWITCH	82	26	HEADLIGHT SWITCH
83	26	HEADLIGHT SWITCH	83	26	HEADLIGHT SWITCH
84	26	HEADLIGHT SWITCH	84	26	HEADLIGHT SWITCH
85	26	HEADLIGHT SWITCH	85	26	HEADLIGHT SWITCH
86	26	HEADLIGHT SWITCH	86	26	HEADLIGHT SWITCH
87	26	HEADLIGHT SWITCH	87	26	HEADLIGHT SWITCH
88	26	HEADLIGHT SWITCH	88	26	HEADLIGHT SWITCH
89	26	HEADLIGHT SWITCH	89	26	HEADLIGHT SWITCH
90	26	HEADLIGHT SWITCH	90	26	HEADLIGHT SWITCH
91	26	HEADLIGHT SWITCH	91	26	HEADLIGHT SWITCH
92	26	HEADLIGHT SWITCH	92	26	HEADLIGHT SWITCH
93	26	HEADLIGHT SWITCH	93	26	HEADLIGHT SWITCH
94	26	HEADLIGHT SWITCH	94	26	HEADLIGHT SWITCH
95	26	HEADLIGHT SWITCH	95	26	HEADLIGHT SWITCH
96	26	HEADLIGHT SWITCH	96	26	HEADLIGHT SWITCH
97	26	HEADLIGHT SWITCH	97	26	HEADLIGHT SWITCH
98	26	HEADLIGHT SWITCH	98	26	HEADLIGHT SWITCH
99	26	HEADLIGHT SWITCH	99	26	HEADLIGHT SWITCH
100	26	HEADLIGHT SWITCH	100	26	HEADLIGHT SWITCH

TABLE OF CONNECTOR LOCATIONS

REF. DES.	SECTION LOCATION	HARNESS	REF. DES.	SECTION LOCATION	HARNESS
1	26	HEADLIGHT SWITCH	1	26	HEADLIGHT SWITCH
2	26	HEADLIGHT SWITCH	2	26	HEADLIGHT SWITCH
3	26	HEADLIGHT SWITCH	3	26	HEADLIGHT SWITCH
4	26	HEADLIGHT SWITCH	4	26	HEADLIGHT SWITCH
5	26	HEADLIGHT SWITCH	5	26	HEADLIGHT SWITCH
6	26	HEADLIGHT SWITCH	6	26	HEADLIGHT SWITCH
7	26	HEADLIGHT SWITCH	7	26	HEADLIGHT SWITCH
8	26	HEADLIGHT SWITCH	8	26	HEADLIGHT SWITCH
9	26	HEADLIGHT SWITCH	9	26	HEADLIGHT SWITCH
10	26	HEADLIGHT SWITCH	10	26	HEADLIGHT SWITCH
11	26	HEADLIGHT SWITCH	11	26	HEADLIGHT SWITCH
12	26	HEADLIGHT SWITCH	12	26	HEADLIGHT SWITCH
13	26	HEADLIGHT SWITCH	13	26	HEADLIGHT SWITCH
14	26	HEADLIGHT SWITCH	14	26	HEADLIGHT SWITCH
15	26	HEADLIGHT SWITCH	15	26	HEADLIGHT SWITCH
16	26	HEADLIGHT SWITCH	16	26	HEADLIGHT SWITCH
17	26	HEADLIGHT SWITCH	17	26	HEADLIGHT SWITCH
18	26	HEADLIGHT SWITCH	18	26	HEADLIGHT SWITCH
19	26	HEADLIGHT SWITCH	19	26	HEADLIGHT SWITCH
20	26	HEADLIGHT SWITCH	20	26	HEADLIGHT SWITCH
21	26	HEADLIGHT SWITCH	21	26	HEADLIGHT SWITCH
22	26	HEADLIGHT SWITCH	22	26	HEADLIGHT SWITCH
23	26	HEADLIGHT SWITCH	23	26	HEADLIGHT SWITCH
24	26	HEADLIGHT SWITCH	24	26	HEADLIGHT SWITCH
25	26	HEADLIGHT SWITCH	25	26	HEADLIGHT SWITCH
26	26	HEADLIGHT SWITCH	26	26	HEADLIGHT SWITCH
27	26	HEADLIGHT SWITCH	27	26	HEADLIGHT SWITCH
28	26	HEADLIGHT SWITCH	28	26	HEADLIGHT SWITCH
29	26	HEADLIGHT SWITCH	29	26	HEADLIGHT SWITCH
30	26	HEADLIGHT SWITCH	30	26	HEADLIGHT SWITCH
31	26	HEADLIGHT SWITCH	31	26	HEADLIGHT SWITCH
32	26	HEADLIGHT SWITCH	32	26	HEADLIGHT SWITCH
33	26	HEADLIGHT SWITCH	33	26	HEADLIGHT SWITCH
34	26	HEADLIGHT SWITCH	34	26	HEADLIGHT SWITCH
35	26	HEADLIGHT SWITCH	35	26	HEADLIGHT SWITCH
36	26	HEADLIGHT SWITCH	36	26	HEADLIGHT SWITCH
37	26	HEADLIGHT SWITCH	37	26	HEADLIGHT SWITCH
38	26	HEADLIGHT SWITCH	38	26	HEADLIGHT SWITCH
39	26	HEADLIGHT SWITCH	39	26	HEADLIGHT SWITCH
40	26	HEADLIGHT SWITCH	40	26	HEADLIGHT SWITCH
41	26	HEADLIGHT SWITCH	41	26	HEADLIGHT SWITCH
42	26	HEADLIGHT SWITCH	42	26	HEADLIGHT SWITCH
43	26	HEADLIGHT SWITCH	43	26	HEADLIGHT SWITCH
44	26	HEADLIGHT SWITCH	44	26	HEADLIGHT SWITCH
45	26	HEADLIGHT SWITCH	45	26	HEADLIGHT SWITCH
46	26	HEADLIGHT SWITCH	46	26	HEADLIGHT SWITCH
47	26	HEADLIGHT SWITCH	47	26	HEADLIGHT SWITCH
48	26	HEADLIGHT SWITCH	48	26	HEADLIGHT SWITCH
49	26	HEADLIGHT SWITCH	49	26	HEADLIGHT SWITCH
50	26	HEADLIGHT SWITCH	50	26	HEADLIGHT SWITCH
51	26	HEADLIGHT SWITCH	51	26	HEADLIGHT SWITCH
52	26	HEADLIGHT SWITCH	52	26	HEADLIGHT SWITCH
53	26	HEADLIGHT SWITCH	53	26	HEADLIGHT SWITCH
54	26	HEADLIGHT SWITCH	54	26	HEADLIGHT SWITCH
55	26	HEADLIGHT SWITCH	55	26	HEADLIGHT SWITCH
56	26	HEADLIGHT SWITCH	56	26	HEADLIGHT SWITCH
57	26	HEADLIGHT SWITCH	57	26	HEADLIGHT SWITCH
58	26	HEADLIGHT SWITCH	58	26	HEADLIGHT SWITCH
59	26	HEADLIGHT SWITCH	59	26	HEADLIGHT SWITCH
60	26	HEADLIGHT SWITCH	60	26	HEADLIGHT SWITCH
61	26	HEADLIGHT SWITCH	61	26	HEADLIGHT SWITCH
62	26	HEADLIGHT SWITCH	62	26	HEADLIGHT SWITCH
63	26	HEADLIGHT SWITCH	63	26	HEADLIGHT SWITCH
64	26	HEADLIGHT SWITCH	64	26	HEADLIGHT SWITCH
65	26	HEADLIGHT SWITCH	65	26	HEADLIGHT SWITCH
66	26	HEADLIGHT SWITCH	66	26	HEADLIGHT SWITCH
67	26	HEADLIGHT SWITCH	67	26	HEADLIGHT SWITCH
68	26	HEADLIGHT SWITCH	68	26	HEADLIGHT SWITCH
69	26	HEADLIGHT SWITCH	69	26	HEADLIGHT SWITCH
70	26	HEADLIGHT SWITCH	70	26	HEADLIGHT SWITCH
71	26	HEADLIGHT SWITCH	71	26	HEADLIGHT SWITCH
72	26	HEADLIGHT SWITCH	72	26	HEADLIGHT SWITCH
73	26	HEADLIGHT SWITCH	73	26	HEADLIGHT SWITCH
74	26	HEADLIGHT SWITCH	74	26	HEADLIGHT SWITCH
75	26	HEADLIGHT SWITCH	75	26	HEADLIGHT SWITCH
76	26				

TG SERIES TRACTORS
TG210, TG230, TG255, AND TG285
S/N JAW12992 AND AFTER
NAO ELECTRICAL SCHEMATIC
87054643

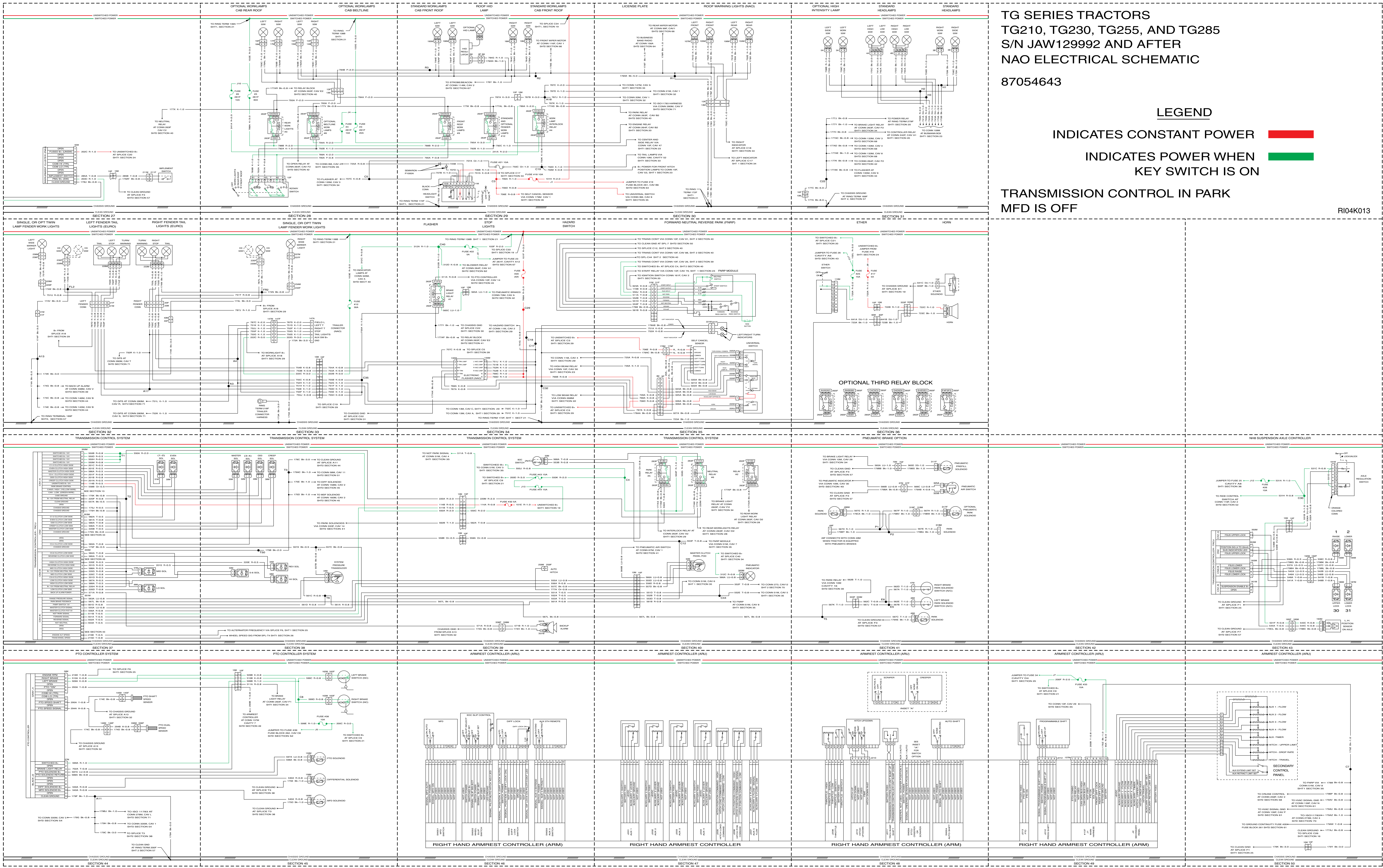
LEGEND

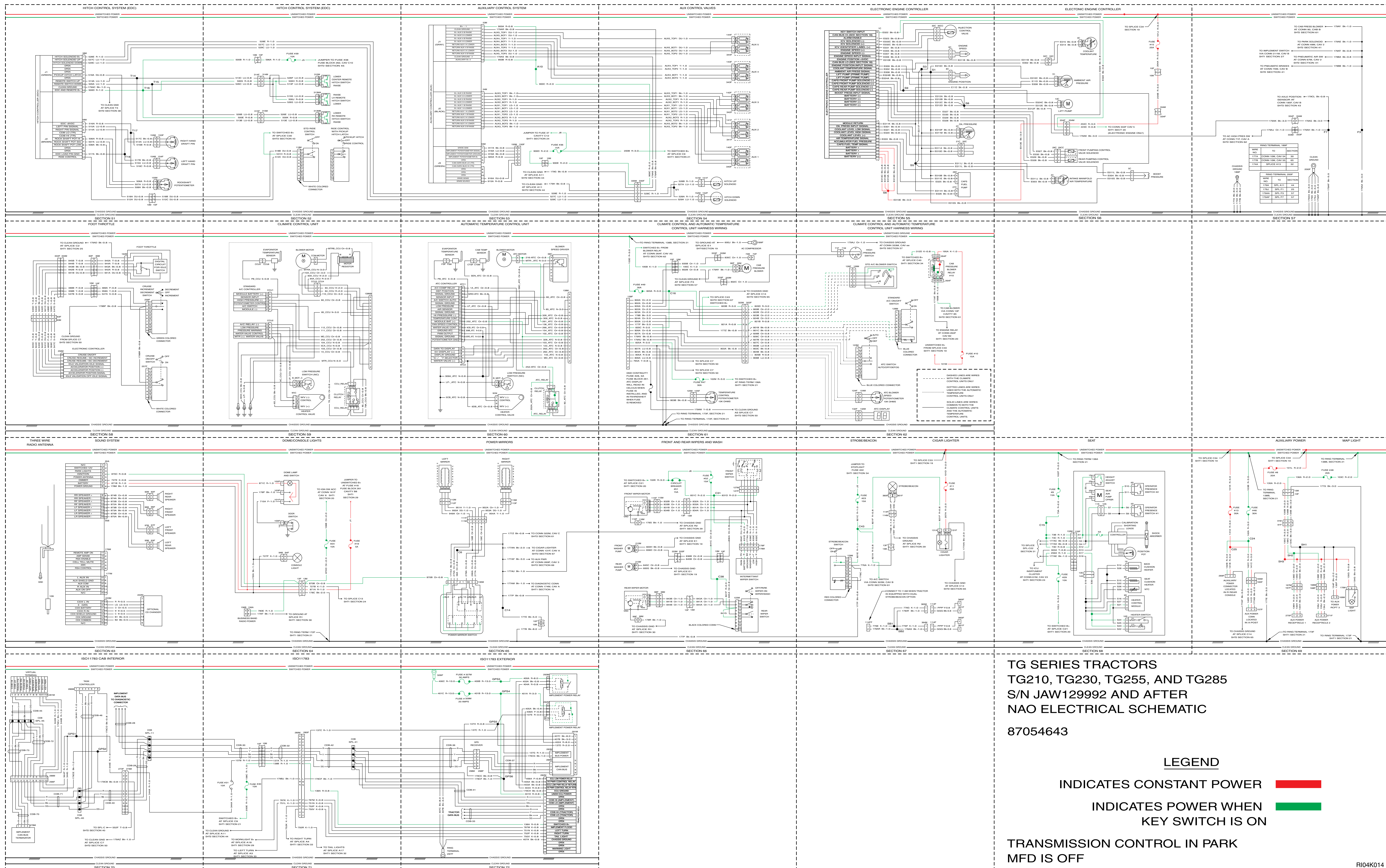
INDICATES CONSTANT POWER █

INDICATES POWER WHEN KEY SWITCH IS ON █

TRANSMISSION CONTROL IN PARK
MFD IS OFF

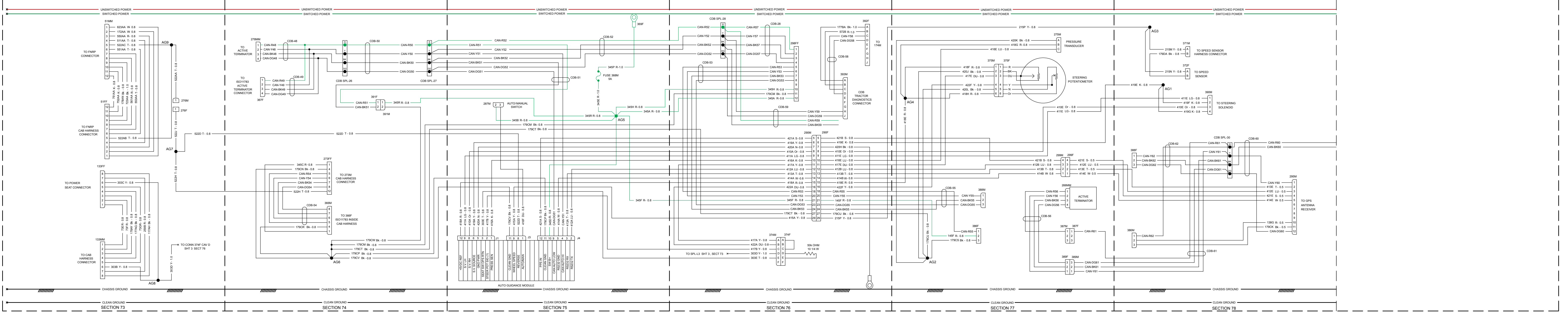
RI04K013



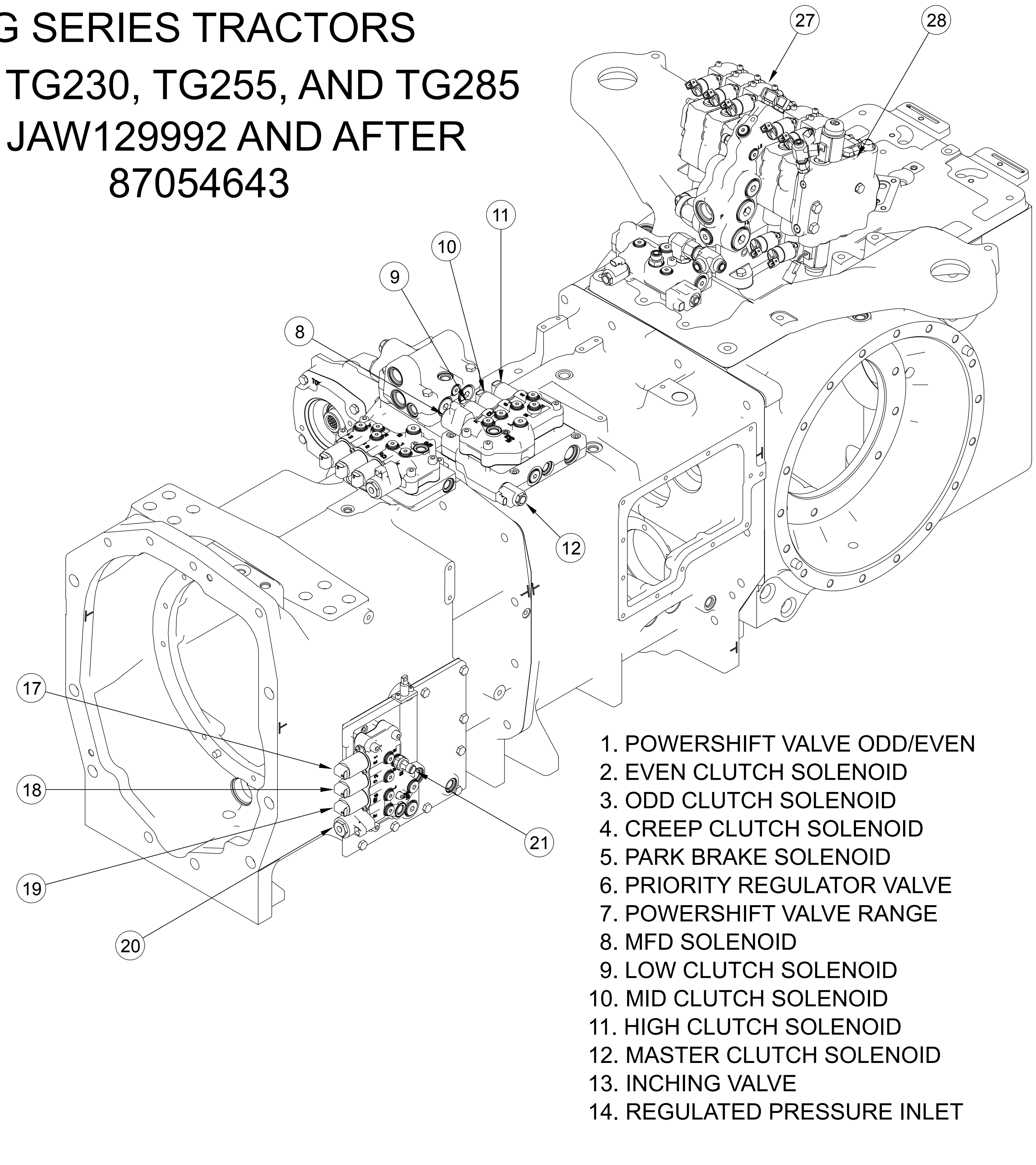
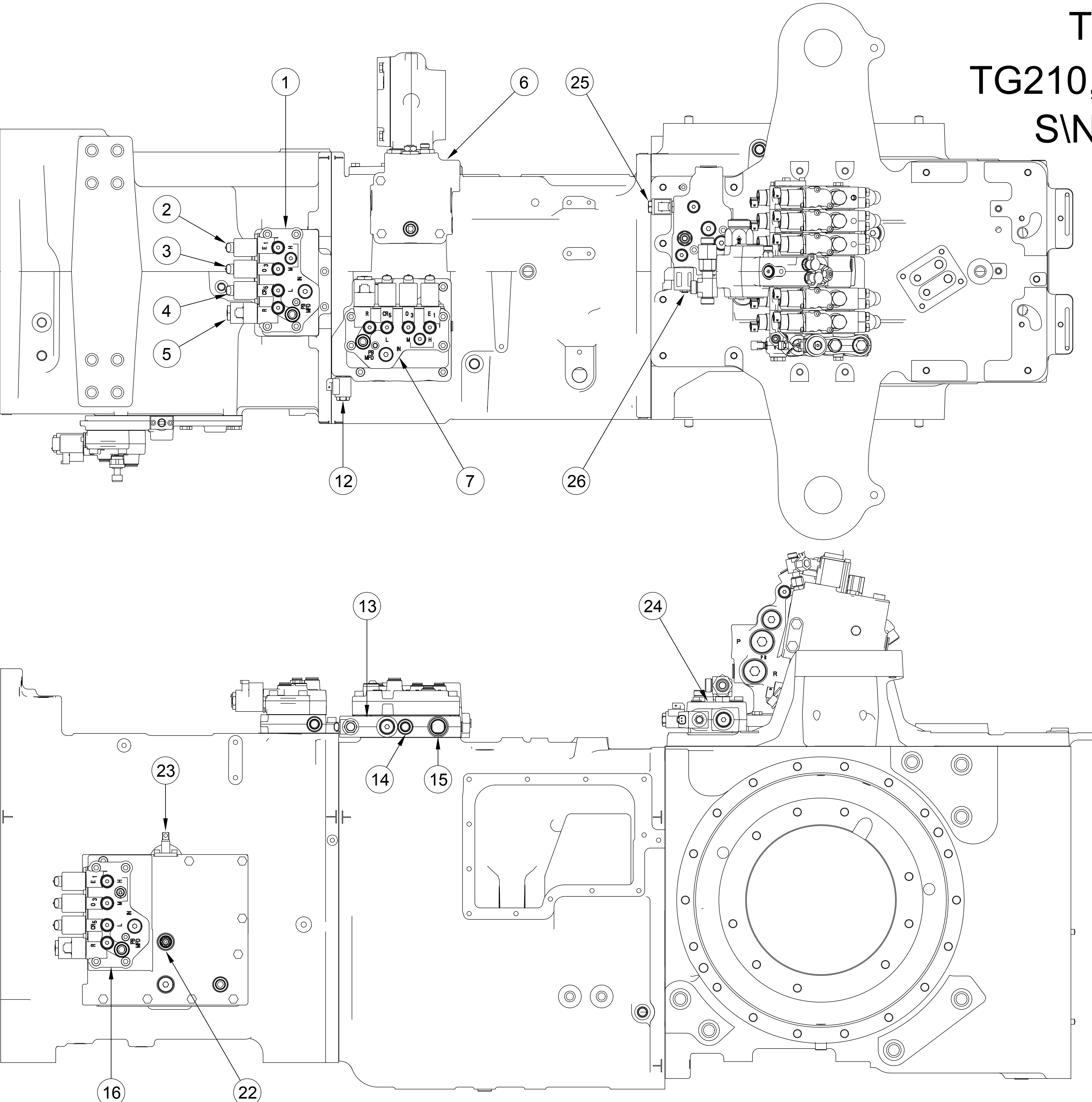


TG SERIES TRACTORS
 TG210, TG230, TG255, AND TG285
 S/N JAW12992 AND AFTER
 NAO ELECTRICAL SCHEMATIC
 87054643

LEGEND
 INDICATES CONSTANT POWER
 INDICATES POWER WHEN
 KEY SWITCH IS ON
 TRANSMISSION CONTROL IN PARK
 MFD IS OFF



TG SERIES TRACTORS TG210, TG230, TG255, AND TG285 S\N JAW129992 AND AFTER 87054643



- 1. POWERSHIFT VALVE ODD/EVEN
- 2. EVEN CLUTCH SOLENOID
- 3. ODD CLUTCH SOLENOID
- 4. CREEP CLUTCH SOLENOID
- 5. PARK BRAKE SOLENOID
- 6. PRIORITY REGULATOR VALVE
- 7. POWERSHIFT VALVE RANGE
- 8. MFD SOLENOID
- 9. LOW CLUTCH SOLENOID
- 10. MID CLUTCH SOLENOID
- 11. HIGH CLUTCH SOLENOID
- 12. MASTER CLUTCH SOLENOID
- 13. INCHING VALVE
- 14. REGULATED PRESSURE INLET
- 15. MASTER CLUTCH LUBE INLET
- 16. POWERSHIFT VALVE SPEED
- 17. C1 CLUTCH SOLENOID
- 18. C3 CLUTCH SOLENOID
- 19. C5 CLUTCH SOLENOID
- 20. REVERSE SOLENOID
- 21. TRANSDUCER
- 22. TO PARK BRAKE
- 23. PARK BRAKE PUMP
- 24. PTO/DIFF LOCK VALVE
- 25. PTO SOLENOID
- 26. DIFF LOCK SOLENOID
- 27. REMOTE VALVE ASSEMBLY
- 28. HITCH VALVE