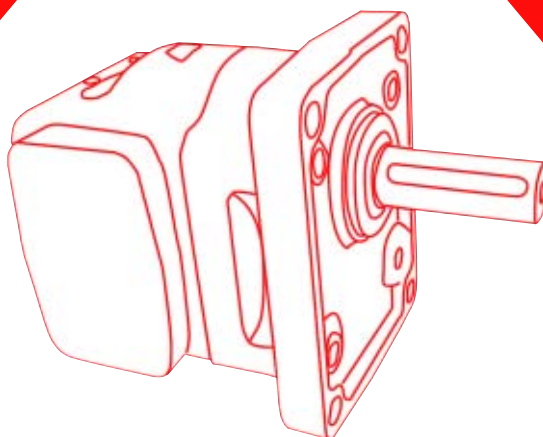
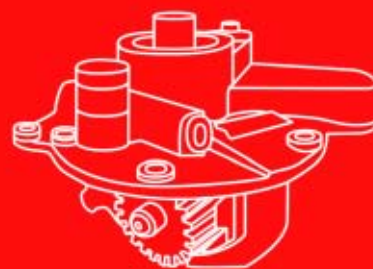
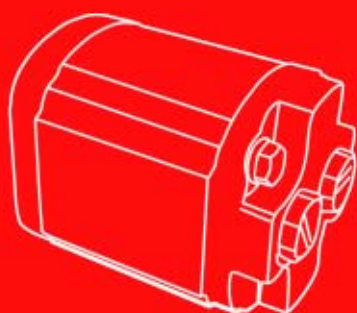
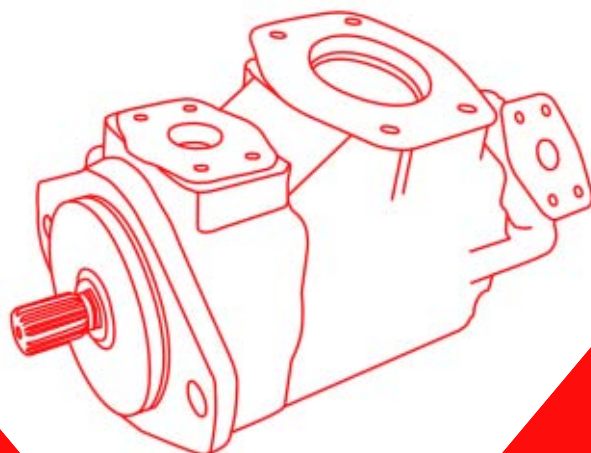


White House Products Ltd

HYDRAULIC COMPONENTS 2005/06

if it's hydraulic we do it



REGISTER
ONLINE FOR
FULL ACCESS
TO PRICES

visit us: www.whp.co.uk

call us: +44 1475 742500 or 0845 330 8890

STANDARD
GEAR
PUMPS 2

TRACTOR
PTO PUMP/
GEARBOX
COMBINATIONS 13

TAILOR-
MADE
GEAR
PUMPS 14

NON
STANDARD
PUMPS 34

STANDARD
GEAR
MOTORS 149

NON
STANDARD
GEAR
MOTORS 150

VANE
PUMPS
& VANE
MOTORS 162

PISTON
PUMPS 179

TAILOR-
MADE
POWER
PACKS 181

CONTROL
VALVES 189

SPOOL VALVES,
BANKABLE &
MONOBLOCK 195

REMOTE
CONTROL
CABLES 200

CETOP
VALVES
& VALVE
MODULES 201

HIGH
TORQUE
MOTORS 208

CYLINDERS/
RAMS 212

HOSE
ASSEMBLY
EQUIPMENT 214

HOSES 216

HOSE
FITTINGS 219

ADAPTORS
& BONDED
SEALS 228

WHITE HOUSE PRODUCTS LTD

Welcome to the White House Products Ltd 2005/06 Catalogue

We offer...

- Competitive Prices
- High Quality
- Help & Attention
- Prompt delivery
- Wide Range

Ex-Stock Availability

All items shown in this catalogue are stock items and therefore normally available for immediate despatch.

Enquiries, Pricing & Ordering

TELEPHONE

UK customers: 0845 330 8890 (Local call rate)

International customers: +44 1475 742500

FAX

UK customers: 0845 330 8895 (Local call rate)

International customers: +44 1475 742888

E-MAIL

info@whp.co.uk

POSTAL ADDRESS

White House Products Ltd
Kelburn Business Park, Port Glasgow,
Renfrewshire, PA14 6TD, Great Britain

INTERNET

Pricing and secure online ordering at www.whp.co.uk

To obtain prices from our website you need to have a username and password, if you don't have these, please register by going to www.whp.co.uk, click on *Register* and complete the relevant details.

You will normally get a username and password by return.

- 1 Log on to www.whp.co.uk using your username and password.
- 2 Key the White House Products part number from the catalogue into the *Quick Find* box.
- 3 The part number and a short description should then be shown. For price, weight, full description, stock quantity and quantity on order click on the White House Products part number, shown in blue.
- 4 If the Quick Find does not work or the item required is not one of our catalogue items click on *Products* followed by *Search* and use whichever search system best suits your requirements. The *Keyword Search* is perhaps the most versatile one and will normally find something using part of an OEM or manufacturers part number.
- 5 Internet ordering can be done using a credit account, if this has already been set up, or by credit card. To provide total security to our credit card customers, payments are transacted using Worldpay's secure server.
- 6 If you wish, comments, enquires and feedback can also be sent via www.whp.co.uk.

By whatever means you use, we look forward to hearing from you!

IF IT'S HYDRAULIC WE DO IT

CONTENTS

Standard Gear Pumps2

SNP1 Group 1 Gear Pumps	2
SNP2 Group 2 Gear Pumps	3
SNP3 Group 3 Gear Pumps	4
TAP 60-200 Group 4 Gear Pumps	5
1PPX Group 2 Ultra / Parker Gear Pumps	6
2PPX Group 3 Parker Gear Pumps	8
2PL Group 3 Dowty / Ultra Pattern Gear Pumps	9
3PL Dowty / Ultra Pattern Gear Pumps	10
Truck PTO Gear Pump 3 Hole Mount	11
Truck PTO Gear Pump 4 Hole Mount	12

Tractor PTO Pump/Gearbox Combinations13

Tailor-made Gear Pumps14

BETA S12 Group 2 Pumps built to your specification ..	14
BETA S17 Group 3 Pumps built to your specification ..	18
PBP3 Pump Selection	21
PBP5 Pump Selection	24
PBP11 Pump Selection	27
PBP17 Pump Selection	31

Non Standard Pumps34

Listed in Alphabetical order of OEM

Standard Gear Motors149

SNM2 Group 2 Bi-rotational Gear Motors

Non Standard Gear Motors150

Listed in Alphabetical order of OEM

Vane Pumps and Vane Motors162

V10 Single Vane Pumps	162
V20 Single Vane Pumps	163
V2010 Double Vane Pumps	164
V2020 Double Vane Pumps	166
20V/25V/35V/45V & 20VQ/25VQ/	
35VQ/45VQ Single Vane Pumps	168
2520V(Q)/3520V(Q)/3525V(Q)/4520V(Q)/	
4525V(Q)/4535V(Q) Double Vane Pumps	171
T6C Single Vane Pumps	175
Vane Pump Spares	175
T6CC Double Vane Pumps	176
VTM Vane Type Power Steering Pumps	177
25M/35M/45M Vane Motors	178

Piston Pumps179

PVB5, 6, 10, 15, 20 & 29 Variable	
Displacement Axial Piston Pumps	179
Fixed Displacement Bent Axis Piston Pump with	
Din/ZF 4 Bolt Mount and 8 Spline Shaft	180

Tailor-made Power Packs181

DC Power Packs	181
AC Power Packs	185

Control Valves189

Rotary & Double Divertor Valves	189
Shut Off, Relief, Flow Control Valves	190
Cross Line Relief, Check, Linkage Isolator Valves	191
Flow Divider, Flow Regulator,	
Speed Control, Needle Valves	192
Unloader, Ball, Throttle Valves	193
Solenoid Valves	194

Spool Valves, Bankable & Monoblock195

V1000 3/8 BSP Spool Valve	195
V5000 1/2 BSP Spool Valve	196
V3000 3/4 BSP Spool Valve	197
Monoblock Valves in 3/8 & 1/2 BSP	198

Remote Control Cables200

Cetop Valves and Valve Modules201

Cetop 3 Solenoid Operated Directional Control Valves	201
Cetop 5 Solenoid Operated Directional Control Valves	202
Cetop 3 Valve Modules	203
Cetop 5 Valve Modules	205

High Torque Motors208

WMM, Compact, WVM, WWM, WFM, WGM,
WMSA, WMSS, WMSW, WMTA, WMTW, WMTS, WMV

Cylinders / Rams212

Trailer Rams, Standard Double Acting Rams & Specialist Rams

Hose Assembly Equipment214

Swaging, Hose Cut-off & Skiving Machines

Hoses216

Hydraulic Hose, Spring Guard, Plastic Armour Guard
& Rubber Hose Sleeves

Hose Fittings219

One & Two Wire Swaged Fittings	219
Multi-spiral Swaged Fittings	223
One & Two Wire Reusable Fittings	225

Adaptors & Bonded Seals228

Male x Male, Male x Female,	
Female x Female, Bulkheads & Bushes	228
Swept & Compact Elbows, Tees, Crosses	232
Blanking Plugs, Blanking Caps	235
Swivel Adaptors, Restrictors & Locknuts	236
Quick Release Couplings Standard, Flat Face,	
QRC Dust Caps & Dust Plugs	236
Dowty & Exactor Screw Type Couplings	236
Bonded Seals	237


Index238

Other Products240

Terms & Conditions of Saleinside back cover

SNP1 GROUP 1 GEAR PUMPS

FOR PRICES
contact White House
Products by telephone,
fax or e-mail or
refer to website
www.whp.co.uk



SPECIFICATIONS

Pump model		1.2	1.7	2.2	2.6	3.2	3.8	4.3	6	7.8
Displacement	cc/rev	1.18	1.57	2.09	2.62	3.14	3.66	4.19	5.89	7.59
	[in ³ /rev]	.072	.096	.127	.160	.192	.223	.256	.359	.463
Peak pressure	bar	270	270	270	270	270	270	270	210	170
	[psi]	3915	3915	3915	3915	3915	3915	3915	3045	2465
Rated pressure	bar	250	250	250	250	250	250	250	190	150
	[psi]	3625	3625	3625	3625	3625	3625	3625	2755	2175
Minimum speed at 0-150 bar	rpm	800	800	600	600	600	600	500	500	500
Minimum speed at 150 bar to rated pressure	rpm	1200	1200	1000	1000	1000	1000	800	800	800
Maximum speed	rpm	4000	4000	4000	4000	4000	4000	3000	3000	3000

ORDERING CODE SNP1/*\$\$\$?!£%

* - Rotation

A: Anti-Clockwise

C: Clockwise

\$\$\$ - Capacity

1.2L: 1.2 cc/rev

1.7L: 1.7 cc/rev

2.2L: 2.2 cc/rev

2.6L: 2.6 cc/rev

3.2L: 3.2 cc/rev

3.8L: 3.8 cc/rev

4.3L: 4.3 cc/rev

6.0L: 6.0 cc/rev

7.8L: 7.8 cc/rev

? - Shaft

L: SAE AA 1/2" Parallel

P: 12mm Parallel with M10x1 thread and 3mm wide key

S: SAE AA 9 Tooth Spline

U: 5mm Wide tang

Z: 15 Tooth Spline

T: 1:8 Taper with M7x1 thread and 2.41 wide key

! - Flange

S: SAE AA 2 bolt

B: 30mm Pilot 4 bolt rectangular

X: 25.4mm Pilot 4 bolt rectangular

H: 32mm Pilot 2 through bolt

£ - Ports

O: SAE "O" ring

S: Standard PLESSEY/ITALIAN Diamond

T: BSP Parallel

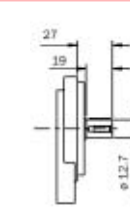
M: Metric Parallel

%

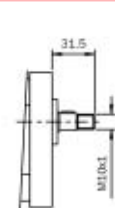
B: Single Pump

A: Modular front section

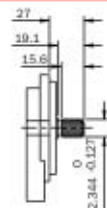
Shaft type



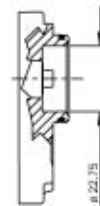
L
SAE AA Parallel



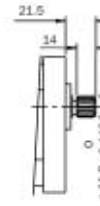
P
12mm Parallel



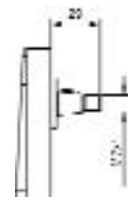
S
SAE AA 9
Tooth Spline



U
5mm Tang/Spade

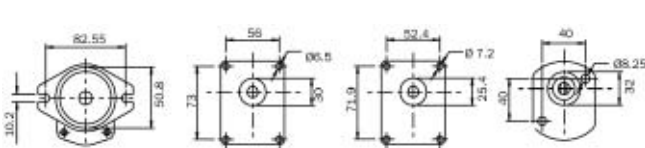


Z
15 Tooth Spline



T
1:8 Taper

Flange type



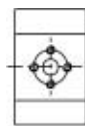
S

B

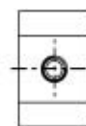
X

H

Ports



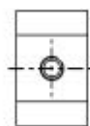
S
Standard
PLESSEY/ITALIAN
Diamond



O
SAE "O" Ring



T
BSP Parallel



M
Metric Parallel

SNP2 GROUP 2 GEAR PUMPS

FOR PRICES
contact White House
Products by telephone,
fax or e-mail or
refer to website
www.whp.co.uk



SPECIFICATIONS

Pump model		4	6	8	11	14	17	19	22	25
Displacement	cc/rev	3.9	6.0	8.4	10.8	14.4	16.8	19.2	22.8	25.2
	[in ³ /rev]	0.24	0.37	0.51	0.66	0.88	1.02	1.17	1.39	1.54
Peak pressure	bar	280	280	280	280	280	280	230	200	175
	[psi]	4060	4060	4060	4060	4060	4060	3335	2900	2538
Rated pressure	bar	250	250	250	250	250	250	210	180	160
	[psi]	3625	3625	3625	3625	3625	3625	3045	2610	2320
Minimum speed at 0-100 bar	rpm	600	600	600	500	500	500	500	500	500
Minimum speed at 100-180 bar	rpm	1200	1200	1000	800	750	750	700	700	700
Minimum speed at 180 bar to rated pressure	rpm	1400	1400	1400	1200	1000	1000	1000	-	-
Maximum speed	rpm	4000	4000	4000	4000	3500	3000	3000	3000	3000

ORDERING CODE SNP/*\$\$\$?!£%

* - Rotation

A: Anti-Clockwise

C: Clockwise

\$\$\$ - Capacity

4L: 4 cc/rev

6L: 6 cc/rev

8L: 8 cc/rev

11L: 11 cc/rev

14L: 14 cc/rev

17L: 17 cc/rev

19L: 19 cc/rev

22L: 22 cc/rev

25L: 25 cc/rev

? - Shaft

K: 1:5 Taper (BOSCH) with M12 x 1.25 thread and 3mm wide key

L: SAE A 5/8" PARALLEL

M: DIN B17x14 Long 9 Tooth Spline

P: 15mm Parallel

S: SAE A 5/8 9 Tooth Spline

T: 1:8 Taper (ITALIAN) with M12x1.25 thread and 4mm wide key

U: 8mm wide tang with cruciform coupling

Z: DIN B17x14 short 9 Tooth Spline

! - Flange

S: SAE A 82.6mm Pilot 2 bolt

B: 80mm Pilot (BOSCH) 4 bolt

X: 36.5mm Pilot (ITALIAN) 4 bolt

L: 50mm Pilot (DEUTZ) 2 bolt

H: 52mm Pilot through 4 bolt

R: 50mm Pilot (IH) 2 bolt

£ - Ports

S: Standard PLESSEY/ITALIAN Diamond

B: DIN/4 bolt BOSCH square

O: SAE "O" ring

T: BSP Parallel

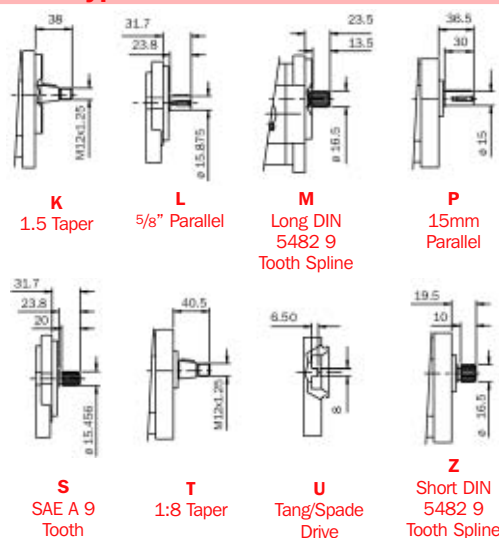
%

B: Single Pump

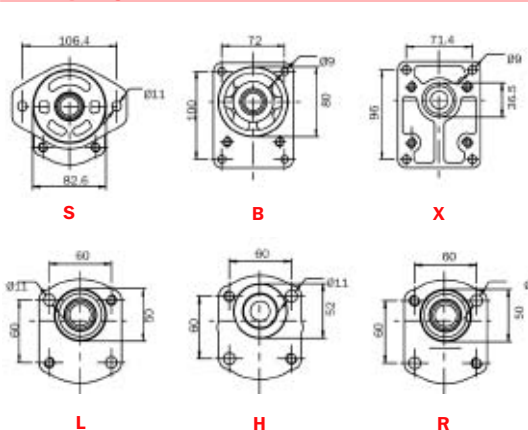
A: Modular front section

Z: Modular front to take TFP100/SNP1 back section

Shaft type



Flange type



Ports



S
Standard
PLESSEY/ITALIAN
Diamond



B
DIN/4 Bolt
BOSCH Square




O
SAE "O" Ring



T
BSP Parallel

SNP3 GROUP 3 GEAR PUMPS

FOR PRICES
contact White House
Products by telephone,
fax or e-mail or
refer to website
www.whp.co.uk



SPECIFICATIONS

Pump model				22	26	33	38	44	48	55	63	75	90	
Displacement				cc/rev	22.1	26.2	33.1	37.9	44.1	48.3	55.1	63.4	74.4	88.2
				[in ³ /rev]	1.35	1.60	2.02	2.31	2.69	2.95	3.36	3.87	4.54	5.38
Pressure		p ₁	Maximum continuous running pressure	bar	250	250	250	250	250	230	230	210	180	150
				[psi]	3625	3625	3625	3625	3625	3335	3335	3045	2610	2175
		p ₂	Maximum peak pressure	bar	270	270	270	270	270	250	250	230	200	170
				[psi]	3915	3915	3915	3915	3915	3625	3625	3335	2900	2465
		p ₀	Maximum pressure at maximum speed	bar	250	250	250	200	200	200	180	180	100	100
				[psi]	3625	3625	3625	2900	2900	2900	2610	2610	1450	1450
Speed		Minimum speed at maximum pressure		rpm	800	800	800	800	800	800	800	600	600	600
		0 ≤ p ≤ p ₀		rpm	3000	3000	3000	3000	3000	3000	2500	2500	2500	2500
		p ₀ ≤ p ≤ p ₁		rpm	3000	3000	3000	2800	2800	2800	2300	2300	2300	2300

ORDERING CODE SNP3/*\$\$\$?!£%

* - Rotation

A: Anti-Clockwise C: Clockwise

\$\$\$ - Capacity

22L: 22 cc/rev 26L: 26 cc/rev 33L: 33 cc/rev
38L: 38 cc/rev 44L: 44 cc/rev 48L: 48 cc/rev
55L: 55 cc/rev 63L: 63 cc/rev 75L: 75 cc/rev
90L: 90 cc/rev

? - Shaft:

K: 1:5 Taper (BOSCH) with M16 x 1.5 thread and 5mm key
L: SAE B 7/8" PARALLEL
M: DIN 28x25 15 Tooth Spline
P: 20mm Parallel with X and B Flange
22mm Parallel with C Flange
S: SAE B 13 Tooth Spline
T: 1:8 Taper with M14x1.5 thread for X and B Flange
1:8 Taper with M16x1.5 thread for C Flange

! - Flange

S: SAE B 101.6mm Pilot 2 bolt B: 50.8mm Pilot enlarged 4 bolt
X: 50.8mm Pilot (ITALIAN) 4 bolt C: 60.3mm Pilot (Group 3.5) 4 bolt
D: 105mm Pilot (BOSCH) 4 bolt

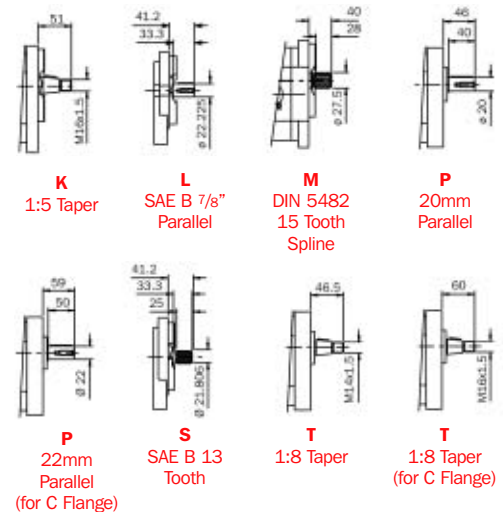
£ - Ports

S: Standard PLESSEY/ITALIAN Diamond
B: DIN/4 bolt BOSCH square O: SAE "O" ring
T: BSP Parallel E: SAE split flange

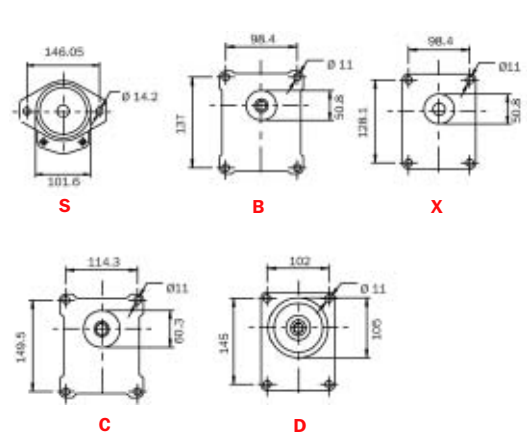
%

B: Single Pump A: Modular front section

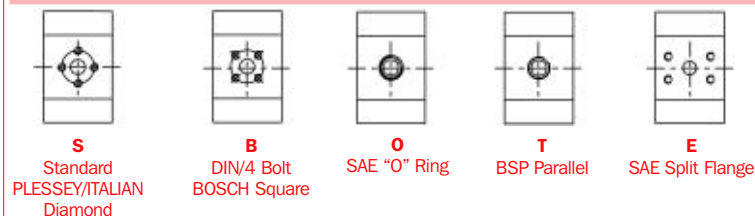
Shaft type



Flange type



Ports



TAP 60-200 GROUP 4 GEAR PUMPS

FOR PRICES

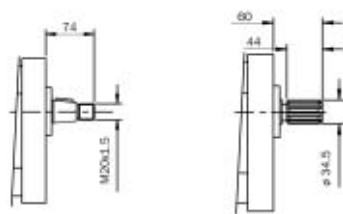
contact White House Products by
telephone, fax or e-mail or
refer to website www.whp.co.uk



SPECIFICATIONS

Pump model		60	85	106	130	148	180	200
Displacement	cc/rev	60	85	106	130	148	180	200
	[in ³ /rev]	3.66	5.19	6.47	7.93	9.03	10.98	12.20
Maximum pressure	bar	280	280	235	220	210	170	150
	[psi]	4060	4060	3408	3190	3045	2465	2175
Maximum speed	rpm	3000	3000	2500	2500	2400	2400	2400

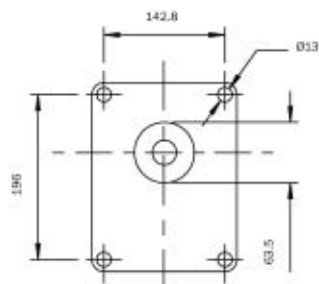
Shaft type



T
1:8 Taper

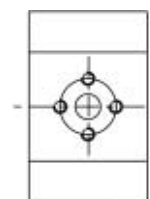
Z

Flange type



X

Ports



S
Standard PLESSEY/ITALIAN Diamond

ORDERING CODE TAP/*\$\$\$\$?!£%

* - Rotation

A: Anti-Clockwise

C: Clockwise

\$\$\$\$ - Capacity

60L: 60 cc/rev

85L: 85 cc/rev

106L: 106 cc/rev

130L: 130 cc/rev

148L: 148 cc/rev

180L: 180 cc/rev

200L: 200 cc/rev

? - Shaft

T: 1:8 taper with M20x1.5 thread and 6.35mm keyway

Z: 18 tooth DIN 5482 35x31 Spline

! - Flange

X: 63.5mm pilot 4 bolt rectangular flange

£ - Ports

S: Standard PLESSEY/ITALIAN Diamond

%

B: Single Pump

A: Modular front section

1PPX GROUP 2 ULTRA/PARKER GEAR PUMPS

SPECIFICATIONS

Pump model		060	080	100	110	140	160	190	230	270	310	330
Displacement	cc/rev	6.0	8.0	10.0	11.0	14.0	16.0	19.0	23.0	27.0	31.0	33.0
	[in ³ /rev]	0.37	0.49	0.61	0.67	0.85	0.98	1.16	1.40	1.65	1.89	2.01
Continuous pressure	bar	275	275	275	275	275	275	250	225	190	165	155
	[psi]	3990	3990	3990	3990	3990	3990	3625	3265	2755	2395	2250
Intermittent pressure	bar	300	300	300	300	300	300	275	245	210	180	170
	[psi]	4350	4350	4350	4350	4350	4350	3990	3555	3045	2610	2465
Minimum speed at max outlet pressure	rpm	500	500	500	500	500	500	500	500	500	500	500
Maximum speed at 0 inlet & max outlet pressure	rpm	3500	3500	3500	3500	3500	3500	3250	2750	2350	2100	2000
Pump input power at max pressure and 1500 rpm	kW	4.5	6.0	7.5	8.3	10.5	12.0	14.3	14.7	14.9	16.7	17.3

FOR PRICES

contact White House Products by telephone, fax or e-mail or refer to website www.whp.co.uk



ORDERING CODE 1PPX\$\$\$*?!£%&

\$\$\$ - Capacity

060: 6.0 cc/rev	080: 8.0 cc/rev	100: 10.0 cc/rev
110: 11.0 cc/rev	140: 14.0 cc/rev	160: 16.0 cc/rev
190: 19.0 cc/rev	230: 23.0 cc/rev	270: 27.0 cc/rev
310: 31.0 cc/rev	330: 33.0 cc/rev	

* - Rotation

A: Anti-Clockwise C: Clockwise

? - Shaft

S: SAE 5/8" 9 Tooth Spline	R: SAE 11/16" 10 Tooth Spline
Q: SAE 3/4" 11 Tooth Spline	M: DIN B17x14 9 Tooth Spline
V: DIN 5481 14 Tooth Spline	L: SAE A 5/8" Parallel
E: SAE A 5/8" Long Parallel	P: 11/16" Dowty Parallel
Y: 3/4" Parallel	U: 8mm wide tang
K: 1:5 Taper (BOSCH) with M12x1.25 thread and 3mm wide key	
T: 1:8 Taper (ITALIAN) with M12x1.25 thread and 3.2mm wide key	

! - Flange

B: 80mm Pilot (BOSCH) 4 bolt	D: 36.5mm Pilot (DOWTY) 4 bolt
L: 50mm Pilot (DEUTZ) 2 bolt	R: 50mm Pilot (IH) 2 bolt
S: 82.6mm Pilot SAE A 2 bolt	H: 52mm Pilot through 4 bolt

£ - Ports

T: BSP	J: SAE 'O' Ring
G: European Diamond (metric)	S: SAE Split Flange
B: European Square (metric)	F: Dowty

%

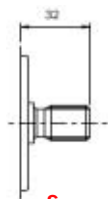
B: Single Pump	A: Modular front section
-----------------------	---------------------------------

& - Seals

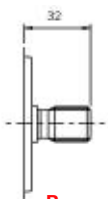
N: Nitrile	E: Double Nitrile	V: Viton
W: Double Viton		

1PPX GROUP 2 ULTRA/PARKER GEAR PUMPS CONTD.

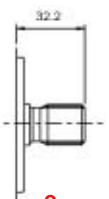
Shaft type



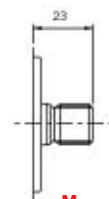
S
9 Tooth SAE
Spline



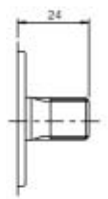
R
10 Tooth SAE Spline



Q
11 Tooth SAE Spline



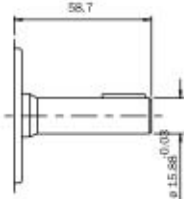
M
9 Tooth DIN 5482
Spline



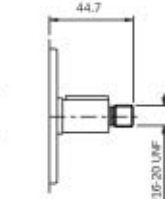
V
14 Tooth DIN 5480
Spline



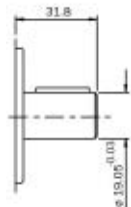
L
5/8" SAE
A Parallel



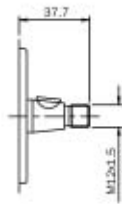
E
5/8" Long SAE
A Parallel



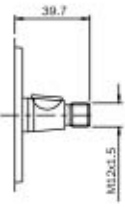
P
Dowty



Y
3/4" Parallel



K
1.5 Taper

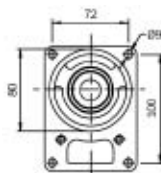


T
1.8 Taper

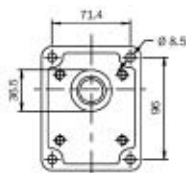


U
Tang/Spade

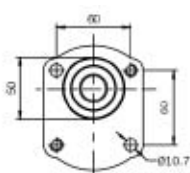
Flange type



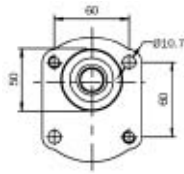
B



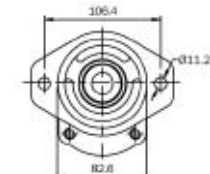
D



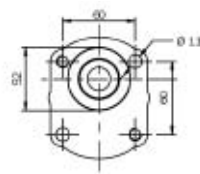
L



R

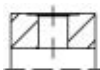


S

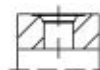


H

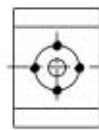
Ports



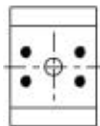
T
BSP



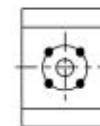
J
SAE 'O' Ring



G
European Diamond
(Metric)



S
SAE Split Flange



B
European Square
(Metric)



F
Dowty

2PPX GROUP 3 PARKER GEAR PUMPS

FOR PRICES

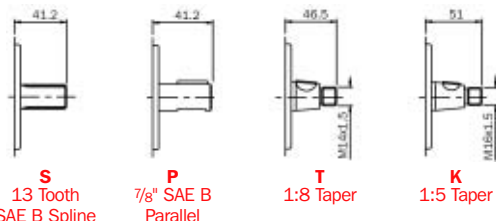
contact White House Products by telephone, fax or e-mail or refer to website www.whp.co.uk



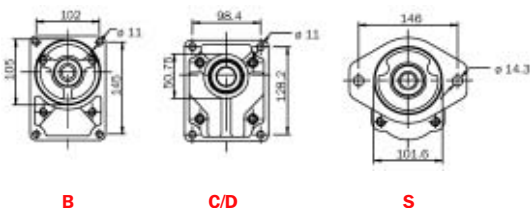
SPECIFICATIONS

Pump model		014	016	019	023	025	028	033	038	044	052	070
Displacement	cc/rev	14.0	16.0	19.0	23.0	25.0	28.0	33.0	38.0	44.0	52.0	70.0
	[in ³ /rev]	0.85	0.98	1.16	1.40	1.53	1.71	2.01	2.32	2.68	3.17	4.27
Continuous pressure	bar	250	250	250	250	250	250	250	250	220	200	160
	[psi]	3625	3625	3625	3625	3625	3625	3625	3625	3190	2900	2320
Intermittent pressure	bar	275	275	275	275	275	275	275	255	220	215	160
	[psi]	3990	3990	3990	3990	3990	3990	3990	3700	3190	3120	2320
Minimum speed at max outlet pressure	rpm	500	500	500	500	500	500	500	500	500	500	500
Maximum speed at 0 inlet & max outlet pressure	rpm	3400	3400	3300	3300	3100	3100	3000	3000	2800	2700	2400
Pump input power at max pressure and 1500 rpm	kW	9.6	11	13.1	15.8	17.2	19.3	22.7	26.1	27	28.6	31.2

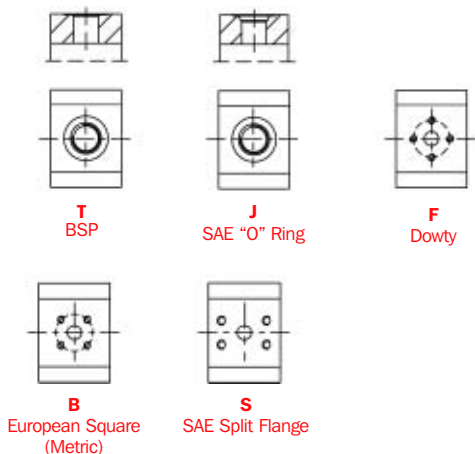
Shaft type



Flange type



Ports



ORDERING CODE 2PPX\$\$\$*?!£%&

\$\$\$ - Capacity

014: 14.0 cc/rev
023: 23.0 cc/rev
033: 33.0 cc/rev
052: 52.0 cc/rev

016: 16.0 cc/rev
025: 25.0 cc/rev
038: 38.0 cc/rev
070: 70.0 cc/rev

019: 19.0 cc/rev
028: 28.0 cc/rev
044: 44.0 cc/rev

* - Rotation

A: Anti-Clockwise

C: Clockwise

? - Shaft

S: SAE B 13 Tooth Spline

P: SAE B 7/8" Parallel

T: 1:8 (ITALIAN/EUROPEAN) Taper

K: 1:5 (BOSCH) Taper

! - Flange

B: 105mm Pilot 4 bolt (BOSCH)

C: 50.75mm Pilot 4 bolt (ITALIAN), 11mm bolt holes

D: 50.75mm Pilot 4 bolt (DOWTY), 8.74mm bolt holes

S: SAE B 101.6mm Pilot 2 bolt

£ - Ports

T: BSP

J: SAE 'O' Ring

F: Dowty

B: European Square (metric)

S: SAE Split Flange

%

B: Single Pump

A: Modular front section

& - Seals

N: Nitrile

E: Double Nitrile

V: Viton

W: Double Viton

2PL GROUP 3 DOWTY/ULTRA PATTERN GEAR PUMPS

FOR PRICES

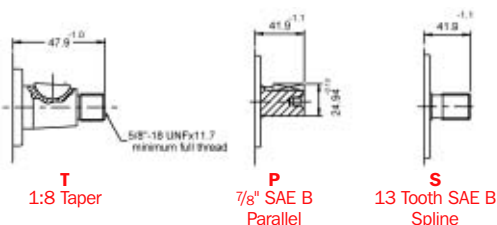
contact White House Products by
telephone, fax or e-mail or
refer to website www.whp.co.uk



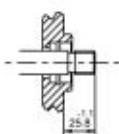
SPECIFICATIONS

Pump model		50	70	90	105	120	146	158
Displacement	cc/rev	16.66	22.71	28.77	33.23	37.85	45.50	49.35
	[in ³ /rev]	1.02	1.39	1.76	2.03	2.31	2.78	3.01
Maximum continuous pressure	bar	250	250	250	250	250	210	210
	[psi]	3625	3625	3625	3625	3625	3045	3045
Maximum transient pressure	bar	300	300	300	300	300	250	250
	[psi]	4350	4350	4350	4350	4350	3625	3625
Speed at maximum continuous pressure	min rpm	500	500	500	500	500	500	500
	max rpm	2500	2500	2500	2500	2500	2500	2500

Shaft type

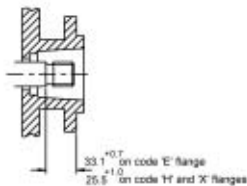


D & S FLANGES



Q
Short SAE B
Spline

E, H & X FLANGES



Q
Short SAE B
Spline

ORDERING CODE 2PL\$\$\$*?!£%&

\$\$\$ - Capacity

050: 16.66 cc/rev

070: 22.71 cc/rev

090: 28.77 cc/rev

105: 33.23 cc/rev

120: 37.85 cc/rev

146: 45.50 cc/rev

158: 49.35 cc/rev

* - Rotation

A: Anti-Clockwise

C: Clockwise

? - Shaft

T: 1:8 Taper

P: SAE B 7/8\"/>

S: SAE B 13 Tooth Spline

Q: SAE B Short 13 Tooth Spline

! - Flange

D: 50.75mm Pilot 4 bolt

S: SAE B 101.6mm Pilot 2 bolt

X: SAE A 82.6mm Pilot Necked

E: SAE B 101.6mm Pilot 2 bolt

H: 66.7mm Pilot 6 bolt round

£ - Ports

F: Dowty

S: SAE Split Flange

E: SAE Split Flange (metric)

V: Large SAE Split Flange

%

B: Single Pump

A: Modular front section

& - Seals

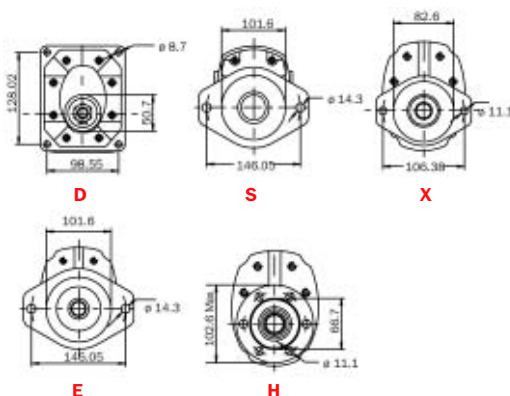
N: Nitrile

E: Double Nitrile

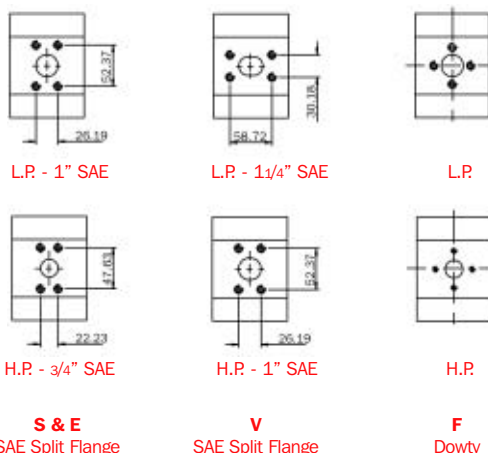
V: Viton

W: Double Viton

Flange type



Ports



3PL DOWTY/ULTRA PATTERN GEAR PUMPS

FOR PRICES

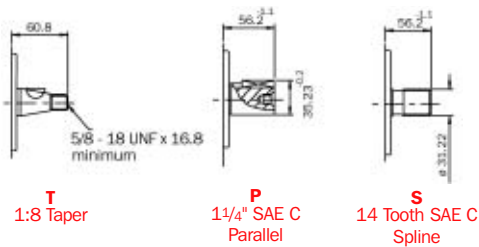
contact White House Products by telephone, fax or e-mail or refer to website www.whp.co.uk



SPECIFICATIONS

Pump model		150	180	210	250	300	330	380
Displacement	cc/rev	47.08	56.20	65.26	77.19	92.08	101.77	116.85
	[in ³ /rev]	2.87	3.43	3.98	4.71	5.62	6.21	7.13
Maximum continuous pressure	bar	250	250	250	210	175	160	140
	[psi]	3625	3625	3625	3045	2538	2320	2030
Maximum transient pressure	bar	290	290	290	250	250	250	250
	[psi]	4205	4205	4205	3625	3625	3625	3625
Speed at maximum continuous pressure	min rpm	500	500	500	500	500	500	500
	max rpm	2500	2500	2500	2500	2250	2250	2150

Shaft type



ORDERING CODE 3PL\$\$\$*?!£%&

\$\$\$ - Capacity

150: 47.08 cc/rev

180: 56.20 cc/rev

210: 65.26 cc/rev

250: 77.19 cc/rev

300: 92.08 cc/rev

330: 101.77 cc/rev

380: 116.85 cc/rev

* - Rotation

A: Anti-Clockwise

C: Clockwise

? - Shaft

T: 3PL 1:8 Taper

P: SAE C 1 1/4" Parallel

S: SAE C 14 Tooth Spline

! - Flange

B: SAE B 101.6mm Pilot 4 bolt

C: SAE C 127mm Pilot 4 bolt

D: 101.6mm Pilot 4 bolt rectangular 3P

S: SAE C 127mm Pilot 2 bolt

£ - Ports

S: SAE Split Flange

%

B: Single Pump

A: Modular front section

& - Seals

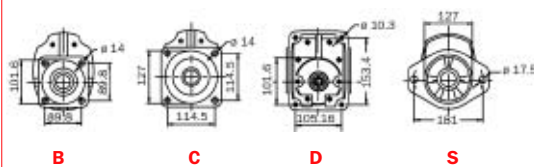
N: Nitrile

E: Double Nitrile

V: Viton

W: Double Viton

Flange type

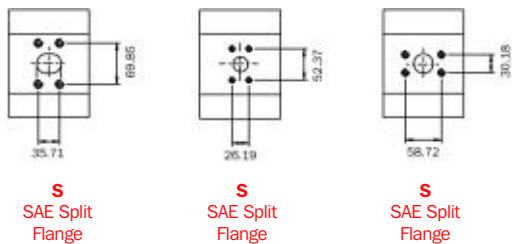


Ports

Inlet Port
all flow sizes

Outlet Port
flow sizes 150 to 300 inclusive

Outlet Port
flow sizes 330 to 380 inclusive



TRUCK PTO GEAR PUMP 3 HOLE MOUNT

SPECIFICATIONS

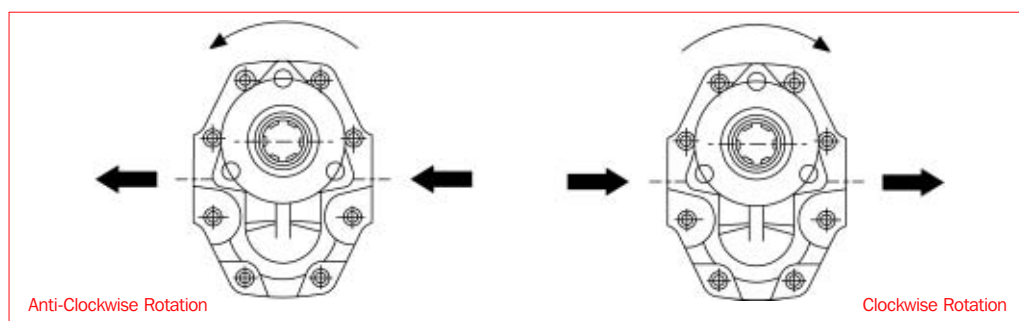
Pump type		Clockwise rotation		5H1/50037PTO	5H1/50039PTO	5H1/50041PTO	5H1/50043PTO	5H1/50045PTO	5H1/50047PTO	5H1/50051PTO	5H1/50057PTO
		Anti-clockwise rotation		5H1/50038PTO	5H1/50040PTO	5H1/50042PTO	5H1/50044PTO	5H1/50046PTO	5H1/50048PTO	5H1/50052PTO	5H1/50058PTO
Displacement		cc/rev		17.20	26.85	34.39	43.77	51.59	60.97	63	72.09
		[in ³ /rev]		1.05	1.62	2.09	2.67	3.15	3.72	3.78	4.40
Max. pressure	p ₁	Maximum continuous pressure	bar	290	290	280	270	240	220	290	280
			[psi]	4200	4200	4060	3900	3480	3190	4200	4060
	p ₂	Maximum intermittent pressure	bar	315	315	300	290	260	240	315	300
			[psi]	4560	4560	4350	4200	3770	3480	4560	4350
	p ₃	Maximum peak pressure	bar	325	325	310	300	280	250	325	315
			[psi]	4700	4700	4500	4350	4060	3625	4700	4560
Intermittent max. speed	At p ₂ pressure	rpm		3000	3000	2800	2500	2500	2000	2700	2700
	Without load	rpm		4000	4000	3500	3500	3500	3500	4200	4200
Min. speed	At p ₂ pressure	rpm		300	300	300	300	300	300	300	300

Pump type		Clockwise rotation		5H1/50063PTO	5H1/50049PTO	5H1/50053PTO	5H1/50065PTO	5H1/50055PTO	5H1/50059PTO	5H1/50061PTO
		Anti-clockwise rotation		5H1/50064PTO	5H1/50050PTO	5H1/50054PTO	5H1/50066PTO	5H1/50056PTO	5H1/50060PTO	5H1/50062PTO
Displacement		cc/rev		73.47	81.29	85.95	99.43	108.13	133.09	149.73
		[in ³ /rev]		4.50	4.96	5.24	6.06	6.60	8.12	9.14
Max. pressure	p ₁	Maximum continuous pressure	bar	200	190	260	180	240	220	120
			[psi]	2900	2750	3770	2610	3480	3190	2610
	p ₂	Maximum intermittent pressure	bar	220	210	280	200	260	250	210
			[psi]	3190	3040	4060	2900	3770	3625	3050
	p ₃	Maximum peak pressure	bar	230	220	230	220	280	260	220
			[psi]	3300	3190	4200	3190	4060	3770	3190
Intermittent max. speed	At p ₂ pressure	rpm		1800	1800	2700	1800	2700	2700	2500
	Without load	rpm		3500	3500	4000	3500	4000	4000	4000
Min. speed	At p ₂ pressure	rpm		300	300	300	300	300	300	300

p₁ - Max Continuous Pressure p₂ - Max Intermittent Pressure p₃ - Max Peak pressure

FOR PRICES

contact White House Products by telephone, fax or e-mail or refer to website www.whp.co.uk



TRUCK PTO GEAR PUMP 4 HOLE MOUNT

SPECIFICATIONS

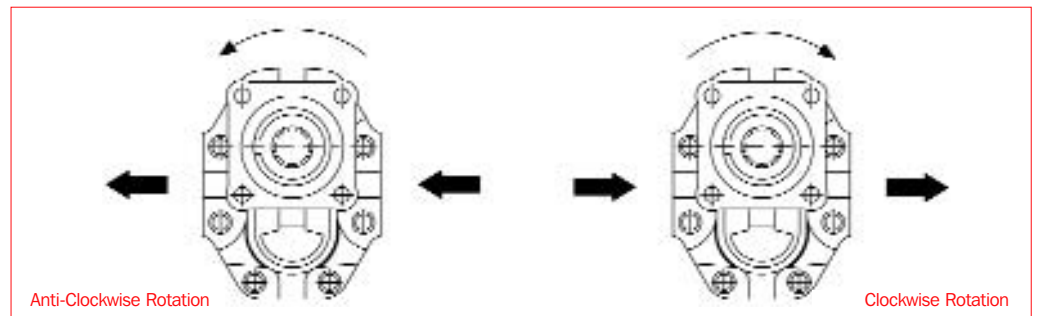
Pump type		Clockwise rotation		5H1/50037PTO(4B)	5H1/50039PTO(4B)	5H1/50041PTO(4B)	5H1/50043PTO(4B)	5H1/50045PTO(4B)	5H1/50047PTO(4B)	5H1/50051PTO(4B)	5H1/50057PTO(4B)
		Anti-clockwise rotation		5H1/50038PTO(4B)	5H1/50040PTO(4B)	5H1/50042PTO(4B)	5H1/50044PTO(4B)	5H1/50046PTO(4B)	5H1/50048PTO(4B)	5H1/50052PTO(4B)	5H1/50058PTO(4B)
Displacement		cc/rev		17.20	26.85	34.39	43.77	51.59	60.97	63	72.09
		[in ³ /rev]		1.05	1.62	2.09	2.67	3.15	3.72	3.78	4.40
Max. pressure	p ₁	Maximum continuous pressure	bar	290	290	280	270	240	220	290	280
			[psi]	4200	4200	4060	3900	3480	3190	4200	4060
	p ₂	Maximum intermittent pressure	bar	315	315	300	290	260	240	315	300
			[psi]	4560	4560	4350	4200	3770	3480	4560	4350
	p ₃	Maximum peak pressure	bar	325	325	310	300	280	250	325	315
			[psi]	4700	4700	4500	4350	4060	3625	4700	4560
Intermittent max. speed	At p ₂ pressure	rpm		3000	3000	2800	2500	2500	2000	2700	2700
	Without load	rpm		4000	4000	3500	3500	3500	3500	4200	4200
Min. speed	At p ₂ pressure	rpm		300	300	300	300	300	300	300	300

Pump type		Clockwise rotation		5H1/50063PTO(4B)	5H1/50049PTO(4B)	5H1/50053PTO(4B)	5H1/50065PTO(4B)	5H1/50055PTO(4B)	5H1/50059PTO(4B)	5H1/50061PTO(4B)
		Anti-clockwise rotation		5H1/50064PTO(4B)	5H1/50050PTO(4B)	5H1/50054PTO(4B)	5H1/50066PTO(4B)	5H1/50056PTO(4B)	5H1/50060PTO(4B)	5H1/50062PTO(4B)
Displacement		cc/rev		73.47	81.29	85.95	99.43	108.13	133.09	149.73
		[in ³ /rev]		4.50	4.96	5.24	6.06	6.60	8.12	9.14
Max. pressure	p ₁	Maximum continuous pressure	bar	200	190	260	180	240	220	120
			[psi]	2900	2750	3770	2610	3480	3190	2610
	p ₂	Maximum intermittent pressure	bar	220	210	280	200	260	250	210
			[psi]	3190	3040	4060	2900	3770	3625	3050
	p ₃	Maximum peak pressure	bar	230	220	230	220	280	260	220
			[psi]	3300	3190	4200	3190	4060	3770	3190
Intermittent max. speed	At p ₂ pressure	rpm		1800	1800	2700	1800	2700	2700	2500
	Without load	rpm		3500	3500	4000	3500	4000	4000	4000
Min. speed	At p ₂ pressure	rpm		300	300	300	300	300	300	300

p₁ - Max Continuous Pressure p₂ - Max Intermittent Pressure p₃ - Max Peak pressure

FOR PRICES

contact White House Products by telephone, fax or e-mail or refer to website www.whp.co.uk



Maximum pressure of all units over 3000 psi with female PTO shaft with QRC

GROUP 2 BUILDS

FOR PRICES
price list - page 4
or refer to website
www.whp.co.uk



ORDERING CODE GB2*\$\$\$?!!££££

* - Input Shaft

F: Female

M: Male

\$\$ - Ratio

3.5: 3.5:1

3.8: 3.8:1

?? - Ports

PT: Threaded BSP

PS: Standard Flange Type with Elbow Port Adaptors

!! - Output @ Tractor PTO Speed (540 rpm)

3.5:1

07: 7.4 l/min (250 bar)

11: 11.3 l/min (250 bar)

16: 15.9 l/min (250 bar)

20: 20.4 l/min (250 bar)

27: 27.2 l/min (240 bar)

32: 31.8 l/min (210 bar)

36: 36.3 l/min (180 bar)

43: 43.1 l/min (150 bar)

48: 47.6 l/min (140 bar)

3.8:1

08: 8.0 l/min (250 bar)

12: 12.3 l/min (250 bar)

17: 17.2 l/min (250 bar)

22: 22.2 l/min (240 bar)

30: 29.5 l/min (180 bar)

35: 34.5 l/min (160 bar)

39: 39.4 l/min (140 bar)

47: 46.8 l/min (120 bar)

52: 51.7 l/min (100 bar)

££££

FQRC: Female Quick Release Connector on Input Shafts
(Omit for Gearboxes with Male Input Shafts)

GROUP 3 BUILDS

FOR PRICES
price list - page 4
or refer to website
www.whp.co.uk



ORDERING CODE GB3*\$\$\$?!!££££

* - Input Shaft

F: Female

M: Male

\$\$ - Ratio

2.0: 2.0:1

3.0: 3.0:1

3.4: 3.4:1

?? - Ports

PT: Threaded BSP

PS: Standard Flange Type with Elbow Port Adaptors

!! - Output @ Tractor PTO Speed (540 rpm)

2.0:1

24: 23.9 l/min (250 bar)

28: 28.3 l/min (250 bar)

36: 35.7 l/min (250 bar)

41: 40.9 l/min (250 bar)

48: 47.6 l/min (250 bar)

52: 52.2 l/min (230 bar)

60: 59.5 l/min (230 bar)

69: 68.5 l/min (210 bar)

80: 80.4 l/min (180 bar)

95: 95.3 l/min (150 bar)

3.0:1

36: 35.8 l/min (250 bar)

42: 42.4 l/min (250 bar)

54: 53.6 l/min (250 bar)

61: 61.4 l/min (250 bar)

71: 71.4 l/min (230 bar)

78: 78.2 l/min (210 bar)

89: 89.3 l/min (180 bar)

103: 102.7 l/min (160 bar)

121: 120.5 l/min (140 bar)

143: 142.9 l/min (110 bar)

3.4:1

41: 40.6 l/min (250 bar)

48: 48.1 l/min (250 bar)

61: 60.8 l/min (250 bar)

70: 69.6 l/min (220 bar)

81: 81.0 l/min (190 bar)

89: 88.7 l/min (170 bar)

101: 101.2 l/min (150 bar)

116: 116.4 l/min (130 bar)

137: 136.6 l/min (110 bar)

162: 161.9 l/min (90 bar)

££££

FQRC: Female Quick Release Connector on Input Shafts
(Omit for Gearboxes with Male Input Shafts)

BETA S12 PUMP SELECTION

SPECIFICATIONS

Pump model		2	4	5	8	11	13	16	19	23	25	27	31	33
Displacement S12	cc/rev	2.5	4	5	8.15	11.2	13.3	16.3	19.7	23.4	25	27	31	32.9
	[in ³ /rev]	0.15	0.24	0.31	0.5	0.68	0.81	0.99	1.2	1.43	1.53	1.65	1.89	2.01
Maximum Continuous Pressure	bar	270	270	270	270	270	270	270	270	230	200	200	195	185
Maximum Intermittent Pressure	bar	300	300	300	300	300	300	300	300	250	220	220	215	210
Start Pressure	bar	325	325	325	325	325	325	325	325	275	245	245	235	220
Maximum Speed	rpm	4000	4000	4000	4000	3600	3300	3000	3000	2800	2400	2400	2300	2200
Minimum Speed	rpm	600	600	500	500	500	500	500	500	500	500	500	500	500

LET US BUILD YOU A GROUP 2 PUMP TO YOUR SPECIFICATION

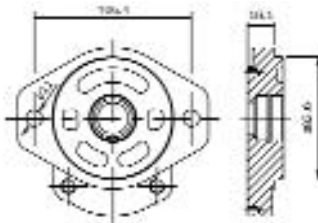
Capacities

025: 2.5cc/rev	040: 4cc/rev	050: 5cc/rev	080: 8.15cc/rev	110: 11.2cc/rev
130: 13.3cc/rev	160: 16.3cc/rev	190: 19.7cc/rev	230: 23.4cc/rev	250: 25cc/rev
270: 27cc/rev	310: 31cc/rev	330: 32.9cc/rev		

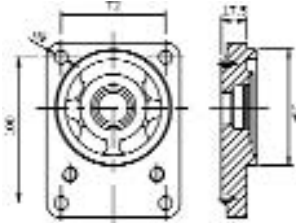
Single or Multiple Sections with ports of your choice

FOR PRICES contact White House Products by telephone, fax or e-mail or refer to website www.whp.co.uk

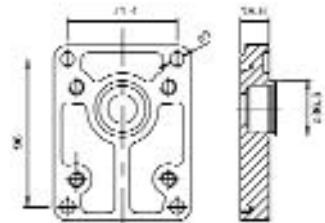
Mounting Flange Type



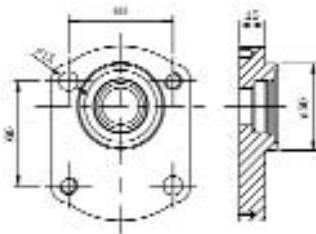
SA2
SAE A 2 Bolt



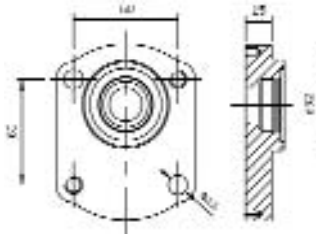
B80
DIN (BOSCH) 4 Bolt



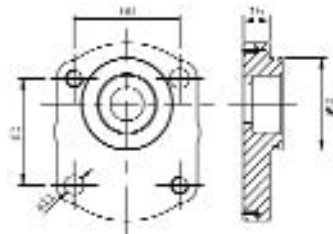
X36
ITALIAN/EUROPEAN 4 Bolt



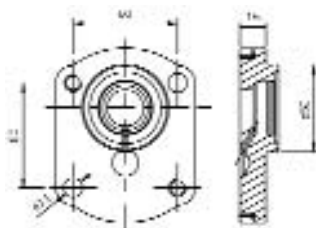
L1
DEUTZ Engine 2 Bolt with 50mm Pilot



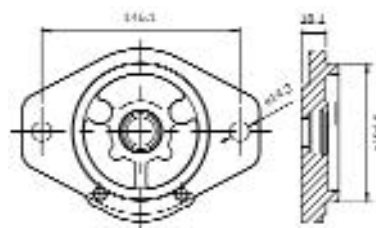
L2
DEUTZ Style 2 Bolt with 52mm Pilot



UR
52mm Pilot 2 or 4 through Bolt



R1
International Harvester (IH) 2 Bolt

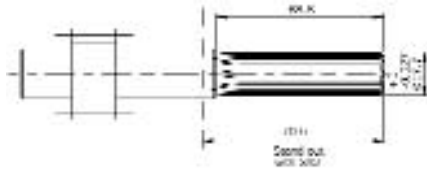


SB2W
SAE B 2 Bolt

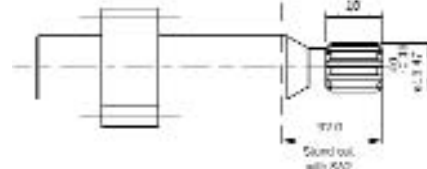
Technical drawing of a shaft-hub assembly. The drawing shows a shaft with a key and a hub with a keyway. Dimensions are given in millimeters: 30.0, 20.0, 20.1, and 20.0. A note indicates 'Stand on 20.0'.

15

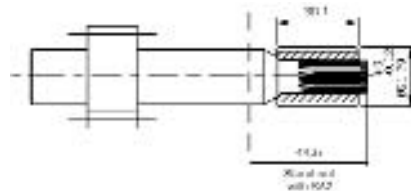
Shaft Type contd.



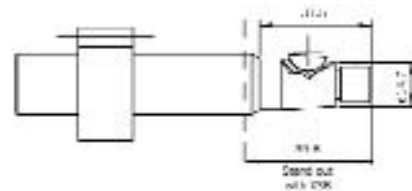
R2
Mitsubishi 10 Tooth Spline



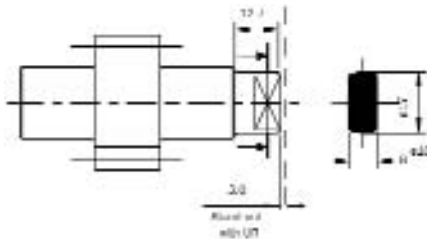
S1
SAE A 9 Tooth Spline



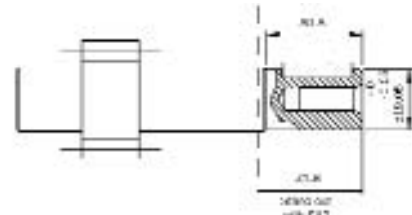
S13
SAE B 13 Tooth Spline



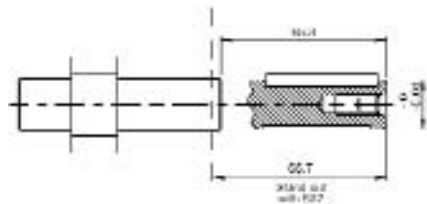
T1
1.8 Taper with M12 X 1.25 Thread & 3.2mm Wide Key



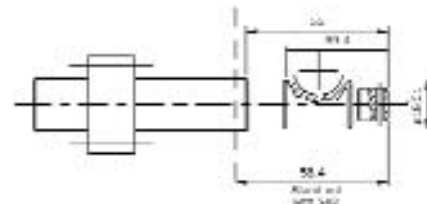
U1
8 mm Tang/Spade



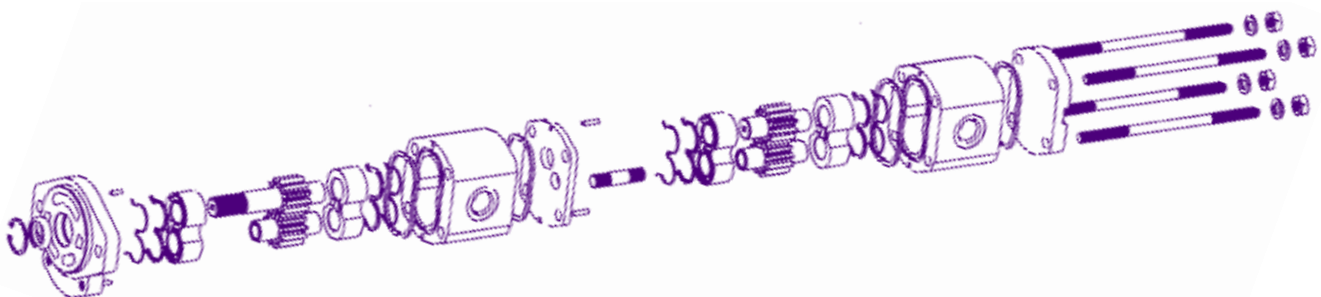
Y1
SAE 3/4" Parallel



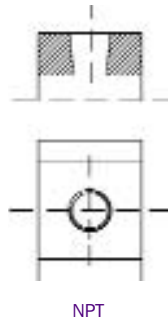
Y2
Long SAE 3/4" Parallel



Y3
SAE 3/4" Parallel with 1/2" - 20 UNF Thread

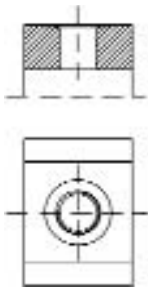


Ports - all available with imperial or metric tapings



Size
1/8x28
1/4x18
3/8x18
1/2x14
3/4x14
1x11.1/2
1.1/4x11.1/2
1.1/2x11.1/2

NPT



Size
1/8x28
1/4x19
3/8x19
1/2x14
3/4x14
7/8x14
1x11
1.1/4x11

BSP



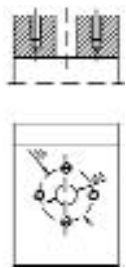
SAE "O" Ring

Size
7/16x20
1/2x20
9/16x18
3/4x16
7/8x14
1.1/16x12
1.3/16x12
1.5/16x12
1.5/8x12



JBSP

Size
1/8x28
1/4x19
3/8x19
1/2x14
3/4x14
1x14
1x11
1.1/4x11



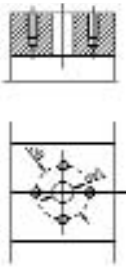
EUROPEAN Diamond
(metric)

Size (AxB)
12x26
13x30
19x40
27x51
19x56
27x56
32x62



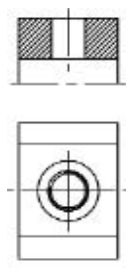
EUROPEAN Square
(metric)

Size (AxB)
8x26
10x26
13x30
15x35
20x40
18x55
26x55



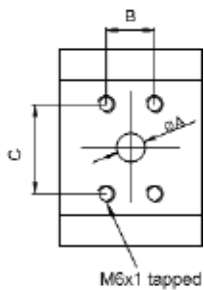
JAPANESE Diamond

Size (AxB)
5/8x36
7/8x48



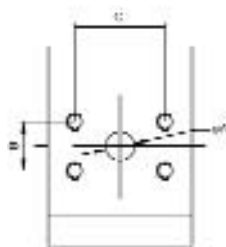
METRIC

Size
14x1.5
16x1.5
18x1.5
22x1.5
26x1.5
27x2
33x2



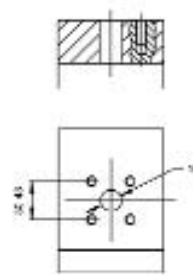
M6x1 tapped
HPI

Size		
A	B	C
15	17.4	38
20	17.4	38
26	47.6	22.4



SAE Split Flange
1/2" available in vertical position

Size		
A	B	C
1/2	17.5	38.1
3/4	22.2	47.6
1	26.2	52.4



1PL DOWTY

Ordering Codes

For a front pump with side ports only:

PAS12***\$????AV
(eg. PAS12025DPSA2AV)

*** - Capacity

\$ - Shaft

???? - Mounting flange

A - Front section

V - Viton seal

For a single pump with side ports only:

PAS12***\$????BV
(eg. PAS12025DPSA2BV)

*** - Capacity

\$ - Shaft

???? - Mounting flange

B - Blank back cover (not portable)

V - Viton seal

For a single pump with side and/or rear ports:

PAS12***\$????PV
(eg. PAS12025DPSA2PV)

*** - Capacity

\$ - Shaft

???? - Mounting flange

P - Portable back cover

V - Viton seal

For a centre section with side ports only:

PAS12***A
(eg. PAS12110A)

*** - Capacity

A - Section with drive for another pump

For a back section with side ports only:

PAS12***BE
(eg. PAS12110BE)

*** - Capacity

BE - Blank back cover (not portable)

For a back section with side and/or rear ports:

PAS12***BP
(eg. PAS12110BP)

*** - Capacity

BP - Portable back cover

BETA S17 PUMP SELECTION

SPECIFICATIONS

Pump model		12	14	16	19	23	25	28	33	38	44	52	57
Displacement S17	cc/rev	12	13.7	15.7	18.6	22.7	24.6	27.7	32.5	37.5	43.4	51.3	57
	[in ³ /rev]	0.73	0.84	0.96	1.13	1.38	1.5	1.69	1.98	2.29	2.65	3.13	3.48
Maximum Continuous Pressure	bar	250	250	250	250	250	250	250	250	250	220	200	180
Maximum Intermittent Pressure	bar	280	280	280	280	280	280	280	280	280	240	220	200
Start Pressure	bar	300	300	300	300	300	300	300	300	300	250	230	210
Maximum Speed	rpm	3400	3400	3400	3300	3300	3100	3100	3000	3000	2800	2600	2500
Minimum Speed	rpm	500	500	500	500	500	500	500	500	500	500	500	500

LET US BUILD YOU A GROUP 3 PUMP TO YOUR SPECIFICATION

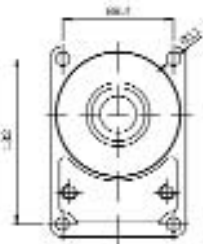
Capacities

120: 12cc/rev	140: 13.7cc/rev	160: 15.7cc/rev	190: 18.6cc/rev	230: 22.7cc/rev
250: 24.6cc/rev	280: 27.7cc/rev	330: 32.5cc/rev	380: 37.5cc/rev	440: 43.4cc/rev
520: 51.3cc/rev	570: 57cc/rev			

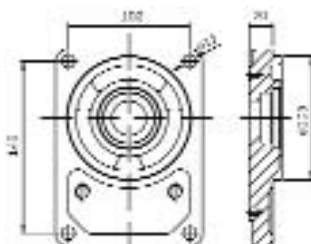
Single or Multiple Sections with ports of your choice

FOR PRICES contact White House Products by telephone, fax or e-mail or refer to website www.whp.co.uk

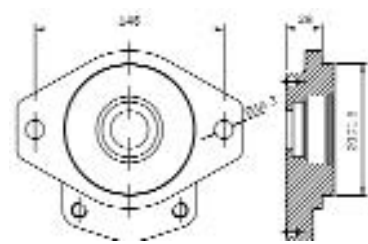
Mounting Flange Type



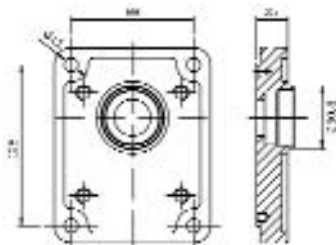
B100
DIN 4 Bolt 100mm Pilot



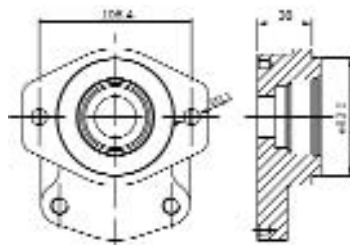
B105
DIN 4 Bolt (BOSCH) 105mm Pilot



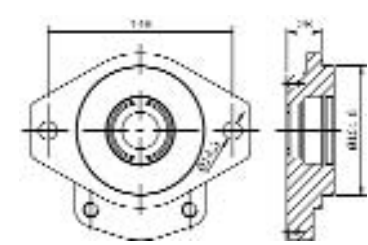
SB2
SAE B 2 Bolt



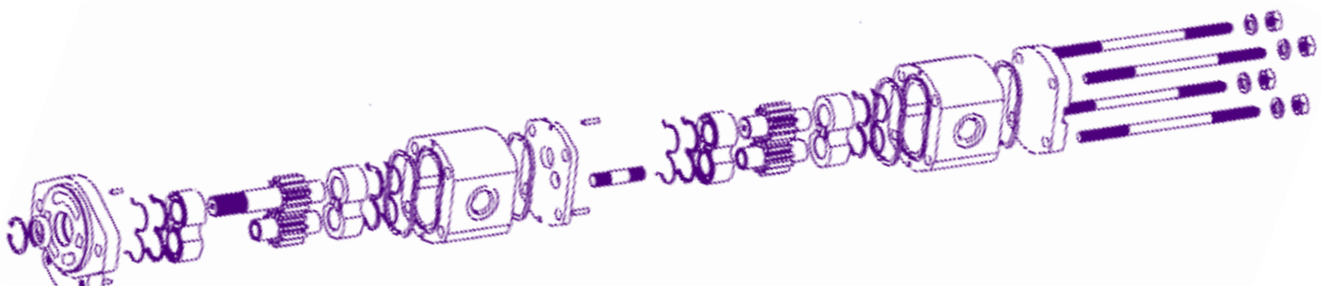
X50
ITALIAN/EUROPEAN 4 Bolt



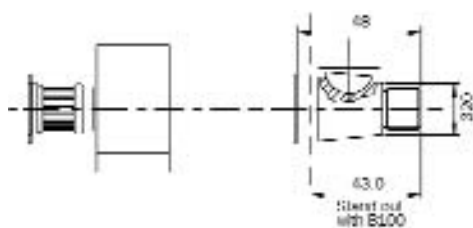
CSA2
SAE A 2 Bolt for Continental Shaft



CSB2
SAE B 2 Bolt for Continental Shaft

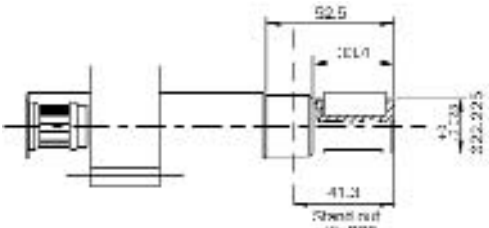


Shaft Type



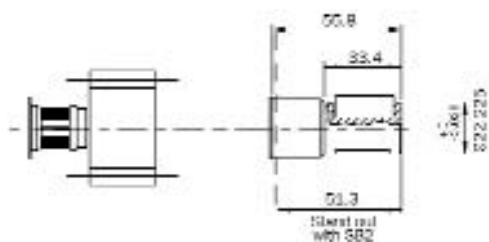
K2

1:5 Taper with M16 X 1.5mm Thread & 5mm Wide Key



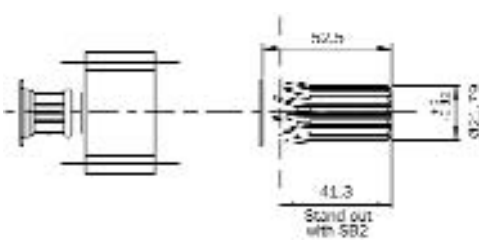
P1

SAE B 7/8" Parallel



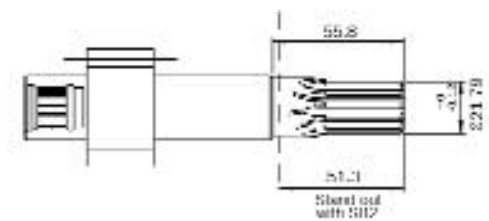
P2

Long SAE B 7/8" Parallel



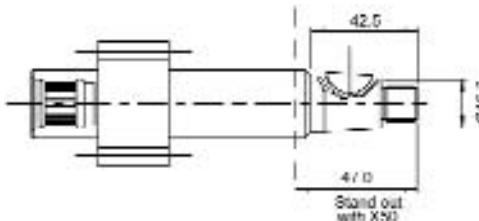
S2

SAE B 13 Tooth Spline



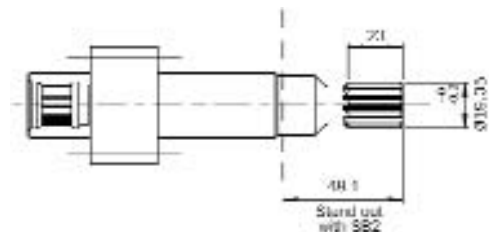
S3

Long SAE B 13 Tooth Spline



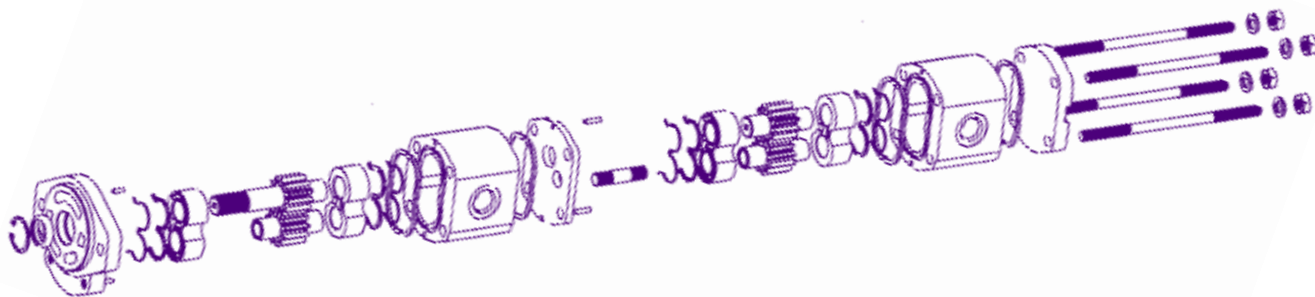
T2

1:8 Taper with M14 X 1.5mm Thread & 4mm Wide Key

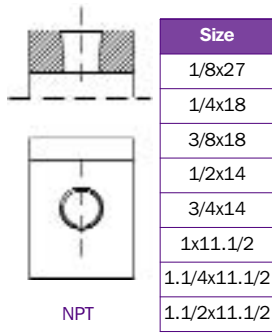


Q3

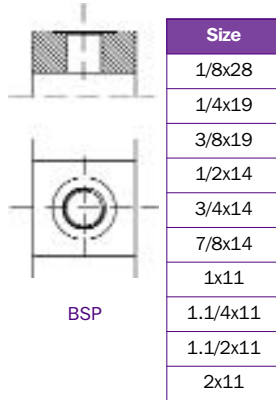
SAE 11 Tooth Spline



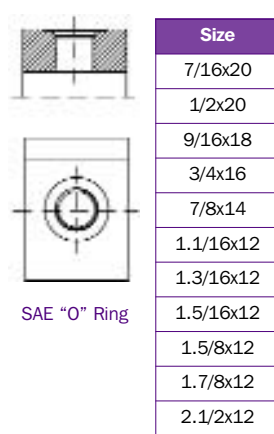
Ports - all available with imperial or metric tappings



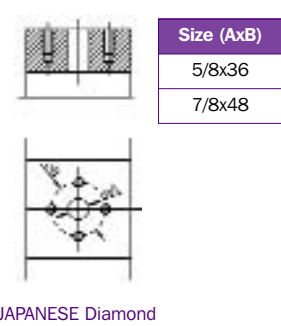
Size
1/8x27
1/4x18
3/8x18
1/2x14
3/4x14
1x11.1/2
1.1/4x11.1/2
1.1/2x11.1/2



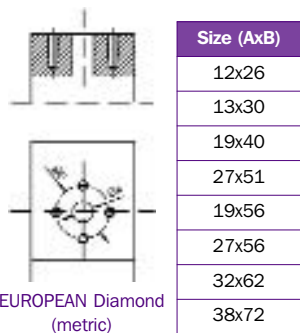
Size
1/8x28
1/4x19
3/8x19
1/2x14
3/4x14
7/8x14
1x11
1.1/4x11
1.1/2x11
2x11



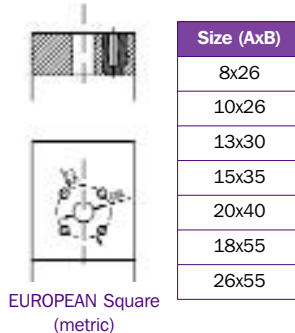
Size
7/16x20
1/2x20
9/16x18
3/4x16
7/8x14
1.1/16x12
1.3/16x12
1.5/16x12
1.5/8x12
1.7/8x12
2.1/2x12



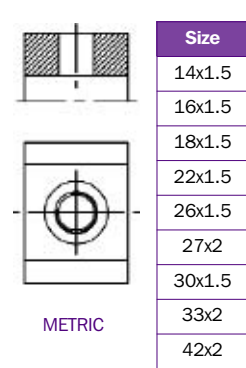
Size (AxB)
5/8x36
7/8x48



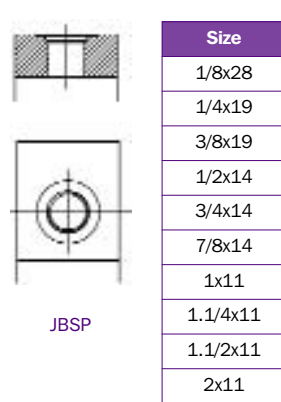
Size (AxB)
12x26
13x30
19x40
27x51
19x56
27x56
32x62
38x72



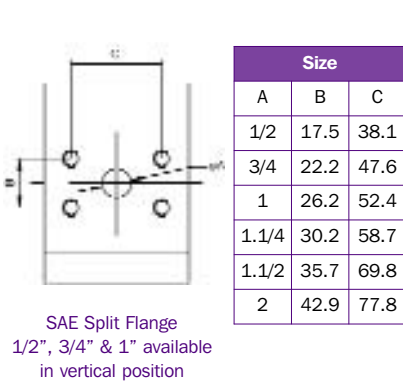
Size (AxB)
8x26
10x26
13x30
15x35
20x40
18x55
26x55



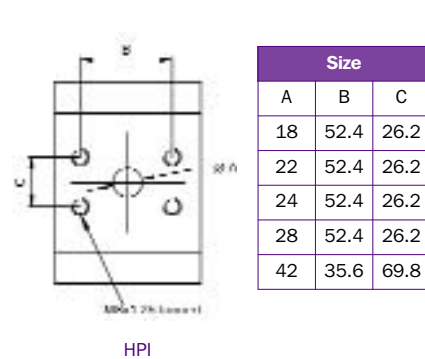
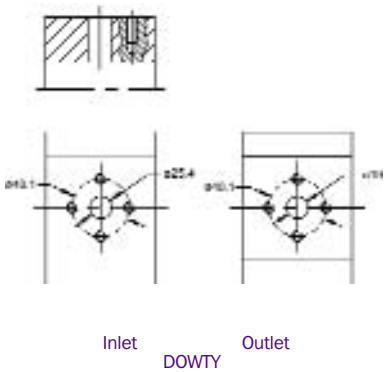
Size
14x1.5
16x1.5
18x1.5
22x1.5
26x1.5
27x2
30x1.5
33x2
42x2



Size
1/8x28
1/4x19
3/8x19
1/2x14
3/4x14
7/8x14
1x11
1.1/4x11
1.1/2x11
2x11



Size		
A	B	C
1/2	17.5	38.1
3/4	22.2	47.6
1	26.2	52.4
1.1/4	30.2	58.7
1.1/2	35.7	69.8
2	42.9	77.8



Size		
A	B	C
18	52.4	26.2
22	52.4	26.2
24	52.4	26.2
28	52.4	26.2
42	35.6	69.8

Ordering Codes

For a front pump with side ports only:

PAS17***\$????AV
(eg. PAS17120K2B100AV)
*** - Capacity
\$\$ - Shaft
???? - Mounting flange
A - Front section
V - Viton seal

For a single pump with side or rear ports:

PAS17***\$????PV
(eg. PAS17120K2B100PV)
*** - Capacity
\$\$ - Shaft
???? - Mounting flange
P - Portable back cover
V - Viton seal

For a centre section with side ports only:

PAS17***A
(eg. PAS17230A)
*** - Capacity
A - Front section

For a back section with side or rear ports:

PAS17***BP
(eg. PAS17230BP)
*** - Capacity
BP - Portable back cover

PBP3 PUMP SELECTION

SPECIFICATIONS

Pump model		008	012	016	021	025	033	036	043	048	058	062	079
Displacement	cc/rev	0.8	1.2	1.6	2.1	2.5	3.3	3.6	4.3	4.8	5.8	6.2	7.9
	[in ³ /rev]	0.05	0.07	0.10	0.13	0.15	0.20	0.22	0.26	0.29	0.35	0.38	0.48
Continuous Pressure	bar	275	275	275	275	275	275	250	210	160	160	150	120
	[psi]	3990	3990	3990	3990	3990	3990	3625	3045	2320	2320	2175	1740
Intermittent Pressure	bar	300	300	300	300	300	300	280	230	180	180	170	140
	[psi]	4350	4350	4350	4350	4350	4350	4060	3335	2610	2610	2465	2030
Minimum speed at max outlet pressure	rpm	500	500	500	500	500	500	500	500	500	500	500	500
Minimum speed at 0 inlet & max outlet pressure	rpm	4000	4000	4000	4000	4000	4000	4000	3500	3000	3000	3000	2500
Pump input power at max pressure and 1500 rpm	kW	0.82	1.1	1.4	1.7	2.0	2.5	2.6	2.6	2.4	2.8	2.9	3.0

LET US BUILD YOU A P3/PGP3 PUMP TO YOUR SPECIFICATION

Capacities

008: 0.8cc/rev

012: 1.2cc/rev

016: 1.6cc/rev

021: 2.1cc/rev

025: 2.5cc/rev

033: 3.3cc/rev

036: 3.6cc/rev

043: 4.3cc/rev

048: 4.8cc/rev

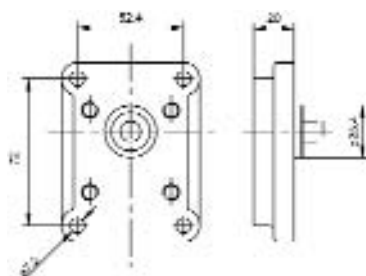
058: 5.8cc/rev

062: 6.2cc/rev

079: 7.9cc/rev

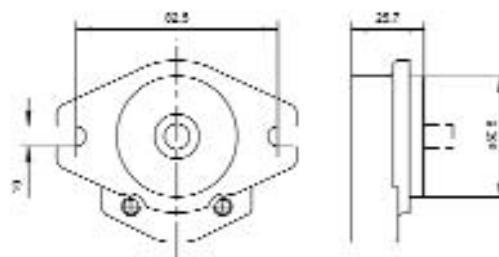
Single or Multiple Sections with ports of your choice

Mounting Flange Type



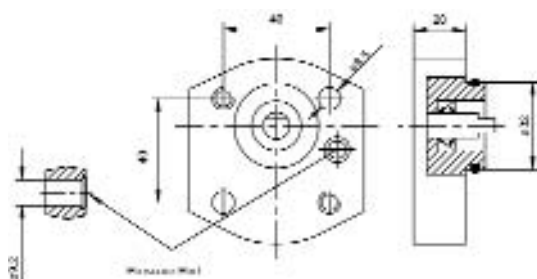
D1

Italian/European Group 1 4 Bolt



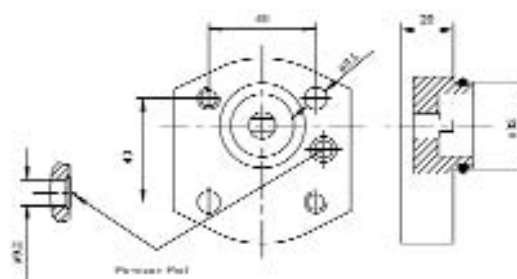
H1

SAE AA 2 Bolt



P1

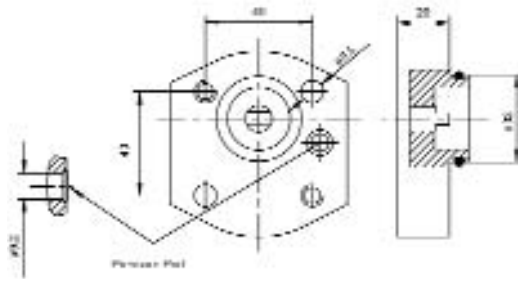
40mm x 40mm Powerpack Mount Sealed Shaft



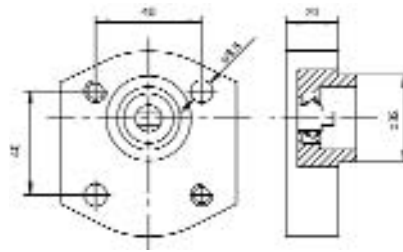
P2

40mm x 40mm Powerpack Mount Unsealed Shaft

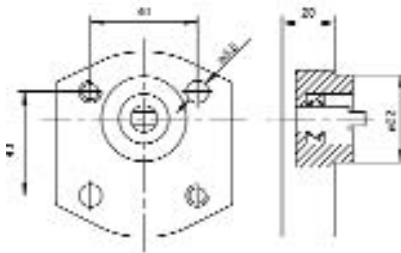
Mounting Flange Type



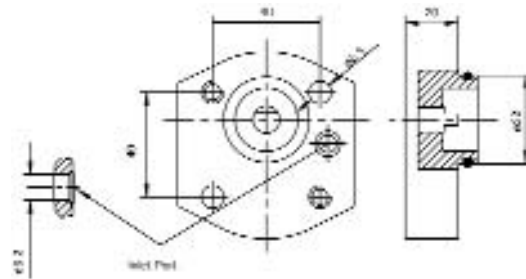
P3
40mm x 40mm Unsealed Shaft



P4
40mm x 40mm Sealed Shaft



P5
40mm x 40mm Sealed Shaft for Long Tang

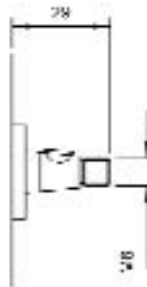


P7
40mm x 40mm with Front Inlet

Shaft Type



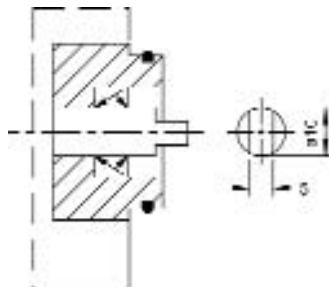
H1
10mm Parallel



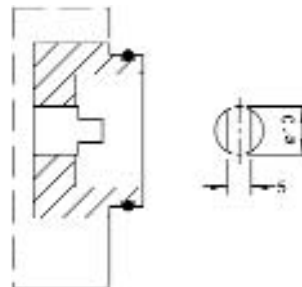
P2
1:8 Taper



P3
1:8 Taper



V1
Long Tang



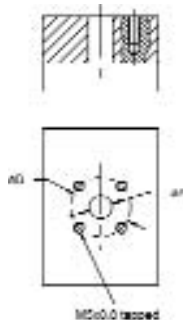
V2
Short Tang

Ports - all available with imperial or metric tapings



BSP

Size
1/8x28
1/4x19
3/8x19
1/2x14



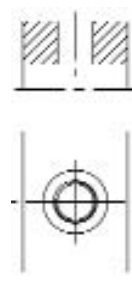
EUROPEAN Square
(metric)

Size (AxB)	
A	B
8	26
10	26
13	30



JBSP

Size
1/8x28
1/4x19
3/8x19
1/2x14



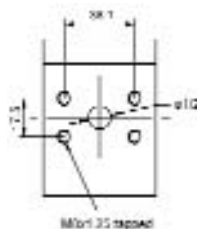
Metric

Size
14x1.5
18x1.5
22x1.5

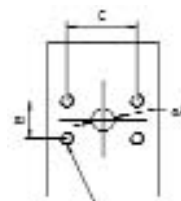


SAE "O" Ring

Size
9/16x18
3/4x16



SAE Split Flange
(4.8cc & above only)



HPI
(4.8cc & above only)

Size		
A	B	C
15	17.5	38.1
20	17.5	38.1

FOR PRICES contact White House Products by telephone, fax or e-mail or refer to website www.whp.co.uk

Ordering Codes

Seals: V- Viton Seal

N- Nitron seal

Rotation: CW- Clockwise

CCW- Counter Clockwise

For a front pump with side ports only:

PAP3***\$A!£££
(eg. PAP3048P2D1AVCCW)

*** - Capacity

\$ - Shaft

???? - Mounting flange

A - Front section

! - Seal

£££ - Rotation

For a single pump with side ports only:

PAP3***\$B!£££
(eg. PAP3043V2P3BNCW)

*** - Capacity

\$ - Shaft

???? - Mounting flange

B - Blank back cover (not portable)

! - Seal

£££ - Rotation

For a single pump with side and/or rear ports:

PAP3***\$P!£££
(eg. PAP3058H1P1PVCW)

*** - Capacity

\$ - Shaft

???? - Mounting flange

P - Portable back cover

! - Seal

£££ - Rotation

For a centre section with side ports only:

PAP3***A
(eg. PAP3008A)

*** - Capacity

A - Section with drive for another pump

For a back section with side ports only:

PAP3***BE
(eg. PAP3008BE)

*** - Capacity

BE - Blank back cover (not portable)

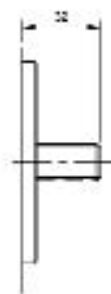
For a back section with side and/or rear ports:

PAP3***BP
(eg. PAP3008BP)

*** - Capacity

BP - Portable back cover

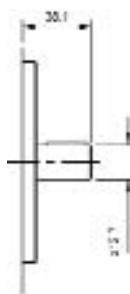
Shaft Type



A1
9 Tooth Spline



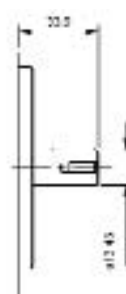
A2
9 Tooth Spline



J1
1/2" Parallel



J1L
1/2" Parallel
(Long for A1 & A2A1 Flanges)



J2
13.45mm Parallel



J3
1/2" Parallel



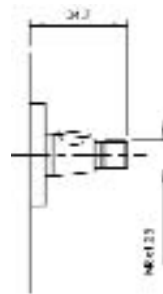
J4
9/16" Parallel



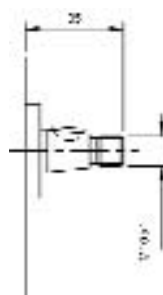
J4L
9/16" Parallel
(Long for A1 & A2A1 Flanges)



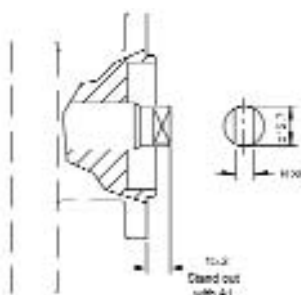
K1
SAE A Parallel



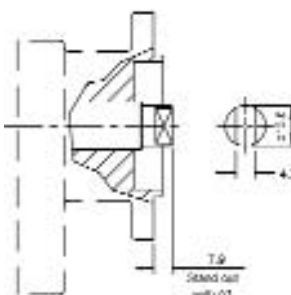
Q1
1:8 Taper



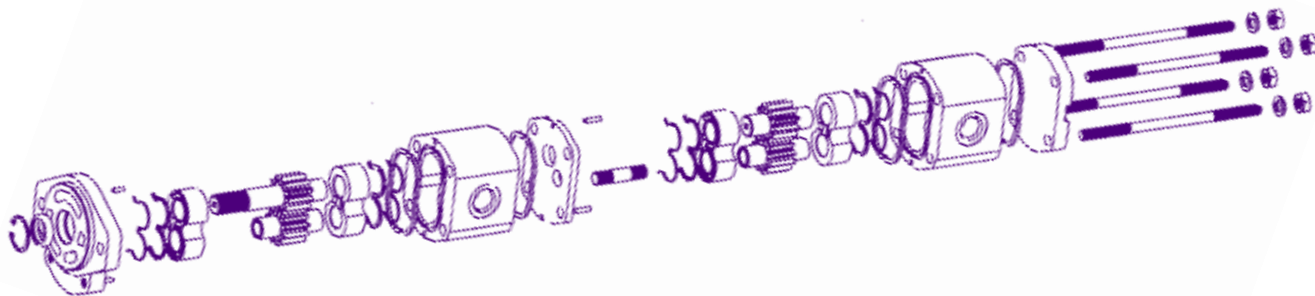
Q2
1:8 Taper



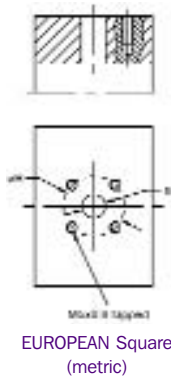
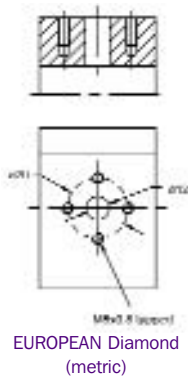
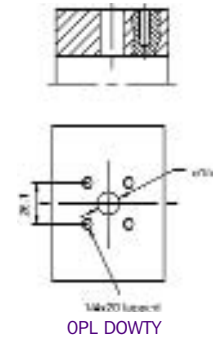
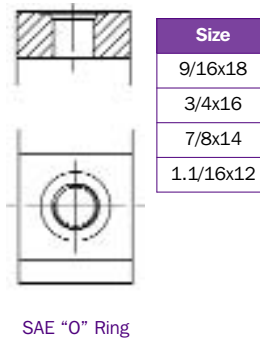
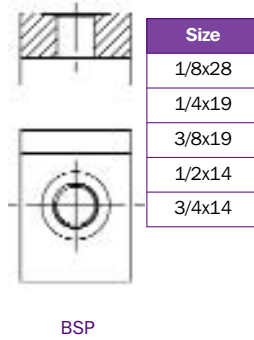
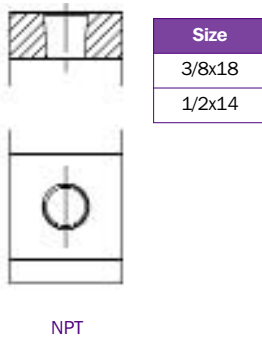
V7
6.35mm Tang Drive



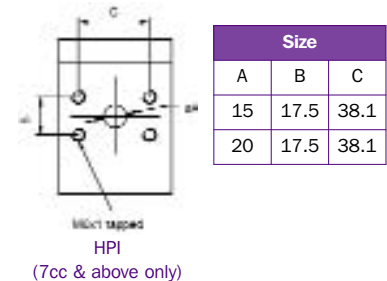
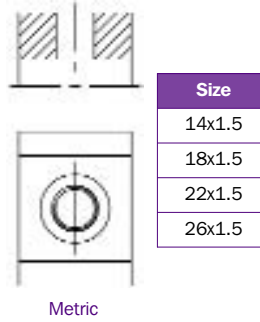
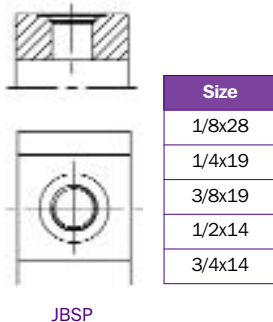
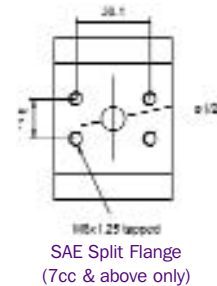
V9
4.3mm Tang Drive



Ports - all available with imperial or metric tapings



Size (AxB)	
A	B
8	26
10	26
13	30
15	35



Ordering Codes

For a front pump with side ports only:

PAP5***\$\$????AV
(eg. PAP5030A1D2AV)
*** - Capacity
\$\$ - Shaft
???? - Mounting flange
A - Front section
V - Viton Seal

For a single pump with side ports only:

PAP5***\$\$????BV
(eg. PAP5060J4D2BV)
*** - Capacity
\$\$ - Shaft
???? - Mounting flange
B - Blank back cover (not portable)
V - Viton Seal

For a single pump with side and/or rear ports:

PAP5***\$\$????PV
(eg. PAP5110J1SAA2PV)
*** - Capacity
\$\$ - Shaft
???? - Mounting flange
P - Portable back cover
V - Viton Seal

For a centre section with side ports only:

PAP5***A
(eg. PAP5080A)
*** - Capacity
A - Section with drive for another pump

For a back section with side ports only:

PAP5***BE
(eg. PAP508BE)
*** - Capacity
BE - Blank back cover (not portable)

For a back section with side and/or rear ports:

PAP5***BP
(eg. PAP5080BP)
*** - Capacity
BP - Portable back cover

PBP11 PUMP SELECTION

SPECIFICATIONS

Pump model		060	080	100	110	120	140	160	190	230	270	310	330
Displacement	cc/rev	6.0	8.0	10.0	11.0	12.0	14.0	16.0	19.0	23.0	27.0	31.0	33.0
	[in ³ /rev]	0.37	0.49	0.61	0.67	0.73	0.85	0.98	1.16	1.40	1.65	1.89	2.01
Continuous Pressure	bar	275	275	275	275	275	275	275	250	225	190	165	155
	[psi]	3990	3990	3990	3990	3990	3990	3990	3625	3265	2775	2395	2250
Intermittent Pressure	bar	300	300	300	300	300	300	300	275	245	210	180	170
	[psi]	4350	4350	4350	4350	4350	4350	4350	3990	3555	3045	2610	2465
Minimum speed at max outlet pressure	rpm	500	500	500	500	500	500	500	500	500	500	500	500
Minimum speed at 0 inlet & max outlet pressure	rpm	3500	3500	3500	3500	3500	3500	3500	3250	2750	2350	2100	2000
Pump input power at max pressure and 1500 rpm	kW	4.5	6.0	7.5	8.3	9.1	10.5	12.0	14.3	14.7	14.9	16.7	17.3

LET US BUILD YOU A GROUP 2 PUMP TO YOUR SPECIFICATION

Capacities

060: 6.0cc/rev

080: 8.0cc/rev

100: 10.0cc/rev

110: 11.0cc/rev

120: 12.0cc/rev

140: 14.0cc/rev

160: 16.0cc/rev

190: 19.0cc/rev

230: 23.0cc/rev

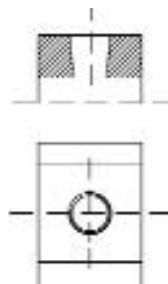
270: 27.0cc/rev

310: 31.0cc/rev

330: 33.0cc/rev

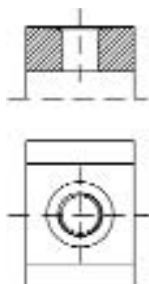
Single or Multiple Sections with ports of your choice

Ports - all available with imperial or metric tapings



NPT

Size
1/8x27
1/4x18
3/8x18
1/2x14
3/4x14
1x11.1/2
1.1/4x11.1/2
1.1/2x11.1/2



BSP

Size
1/8x28
1/4x19
3/8x19
1/2x14
3/4x14
7/8x14
1x11
1.1/4x11



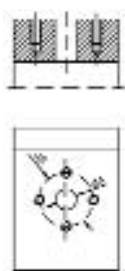
SAE "O" Ring

Size
7/16x20
1/2x20
9/16x18
3/4x16
7/8x14
1.1/16x12
1.3/16x12
1.5/16x12
1.5/8x12



JBSP

Size
1/8x28
1/4x19
3/8x19
1/2x14
3/4x14
1x14
1x11
1.1/4x11



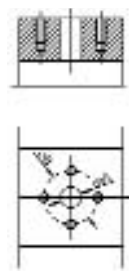
EUROPEAN Diamond (metric)

Size (AxB)
12x26
13x30
19x40
27x51
19x56
27x56
32x62



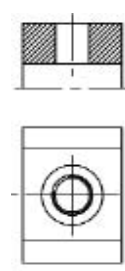
EUROPEAN Square (metric)

Size (AxB)
8x26
10x26
13x30
15x35
20x40
18x55
26x55



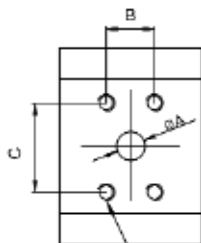
JAPANESE Diamond

Size (AxB)
5/8x36
7/8x48



METRIC

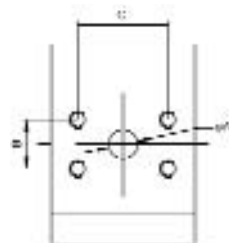
Size
14x1.5
16x1.5
18x1.5
22x1.5
26x1.5
27x2
33x2



M6x1 tapped

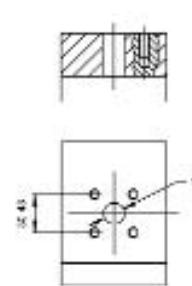
HPI

Size		
A	B	C
15	17.4	38
20	17.4	38
26	47.6	22.4



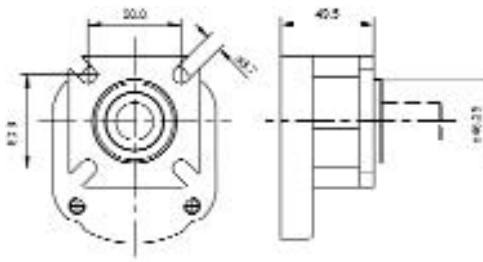
SAE Split Flange
1/2" available in vertical position

Size		
A	B	C
1/2	17.5	38.1
3/4	22.2	47.6
1	26.2	52.4

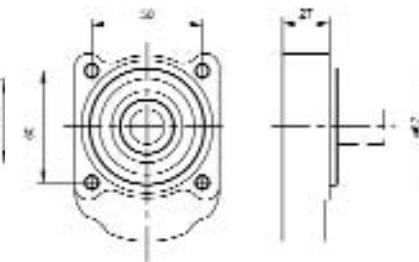


1PL DOWTY

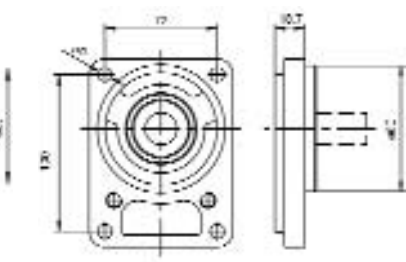
Mounting Flange Type



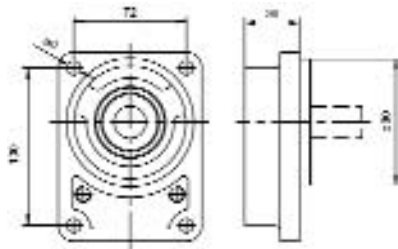
A1
2" x 2" 4 Bolt



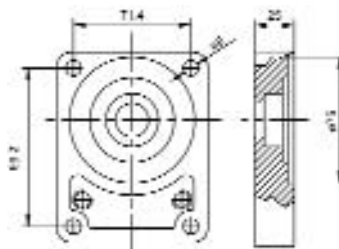
A2
Perkins 100 Series



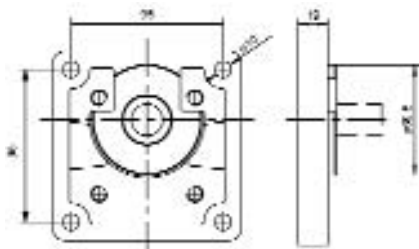
B80
DIN (Bosch) 4 Bolt



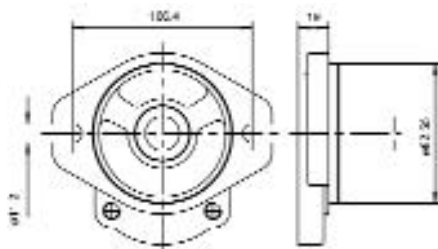
CB80
Continental DIN (Bosch) 4 Bolt



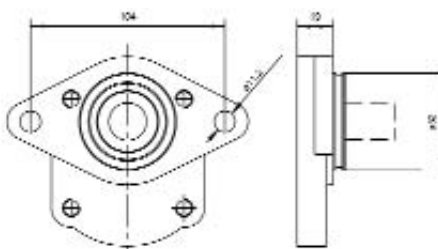
E3
Valtra 4 Bolt



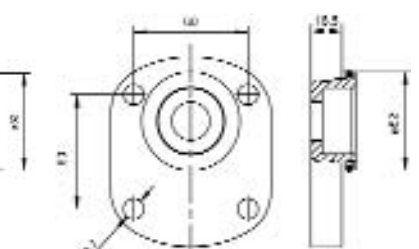
F
Dowty GP2



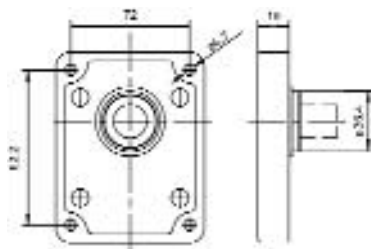
H5
SAE A 2 Bolt Slotted to take Large Shaft Seal



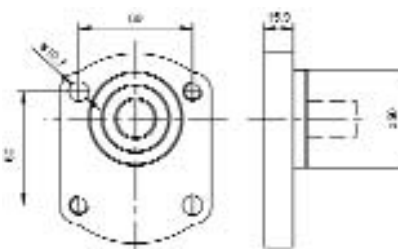
H8
104mm x 52mm 2 Bolt



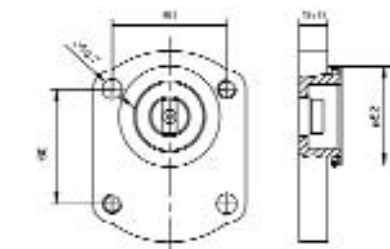
H
52mm Pilot 4 Through Bolt



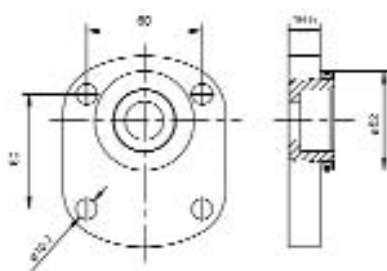
K1
Rear Section Front Flange



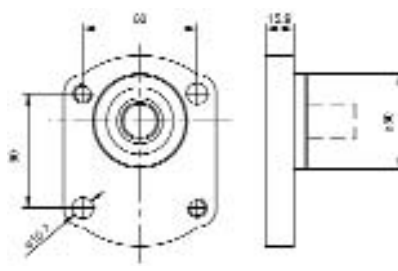
L1
Deutz Engine 2 Bolt with 50mm Pilot



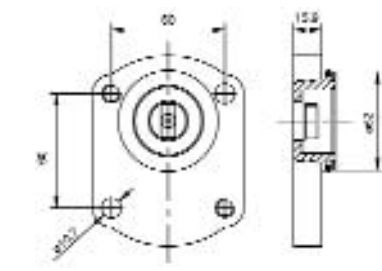
LU
52mm Pilot 2 Through Bolt (Left)



MP
Modular Rear Section Front Flange

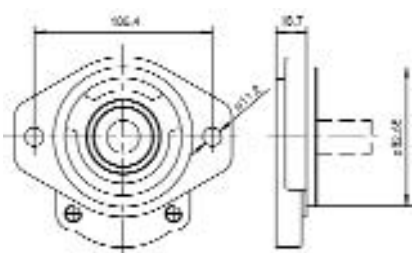


R1
International Harvester (IH) 2 Bolt

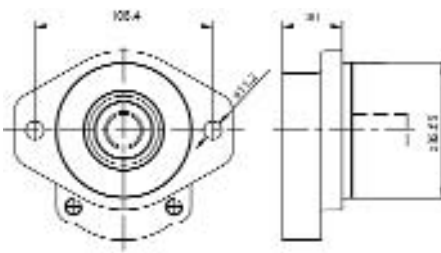


RU
52mm Pilot 2 Through Bolt (Right)

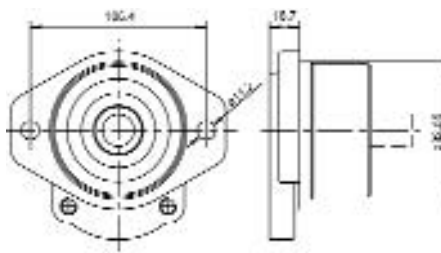
Mounting Flange Type



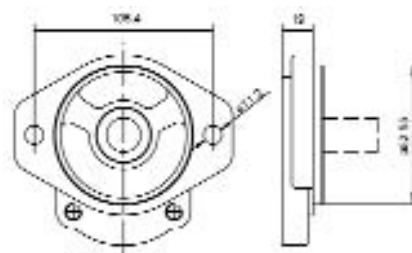
SA2
SAE A 2 Bolt



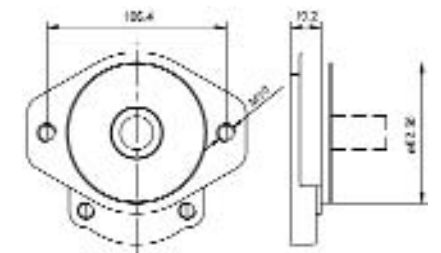
CSA2
Continental SAE A 2 Bolt



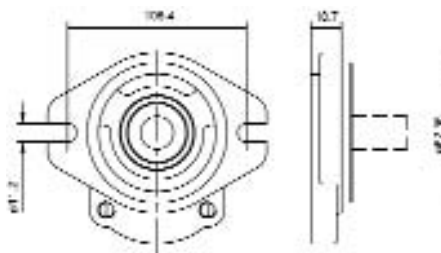
CSA2L4
Continental SAE A 2 Bolt Outboard Bearing



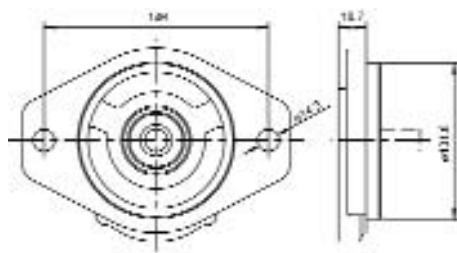
SA2LS
SAE A 2 Bolt to take Large Seal



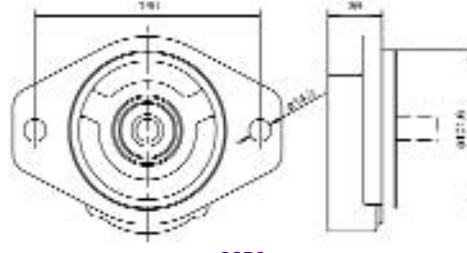
SA2M
SAE A 2 Bolt M10 Tappings



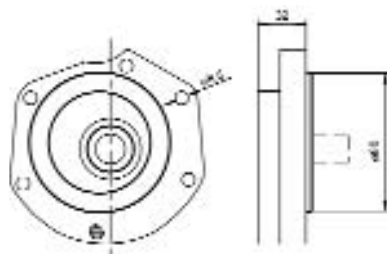
SA2S
SAE A 2 Bolt Slotted



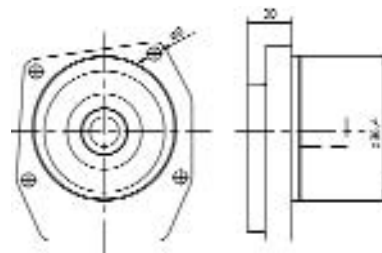
SB2
SAE B 2 Bolt



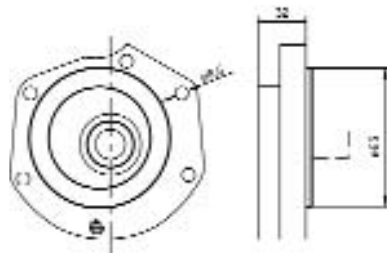
CSB2
Continental SAE B 2 Bolt



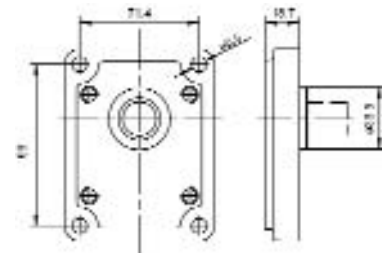
T1
Perkins 1000 Series



T2
Perkins 4 Bolt

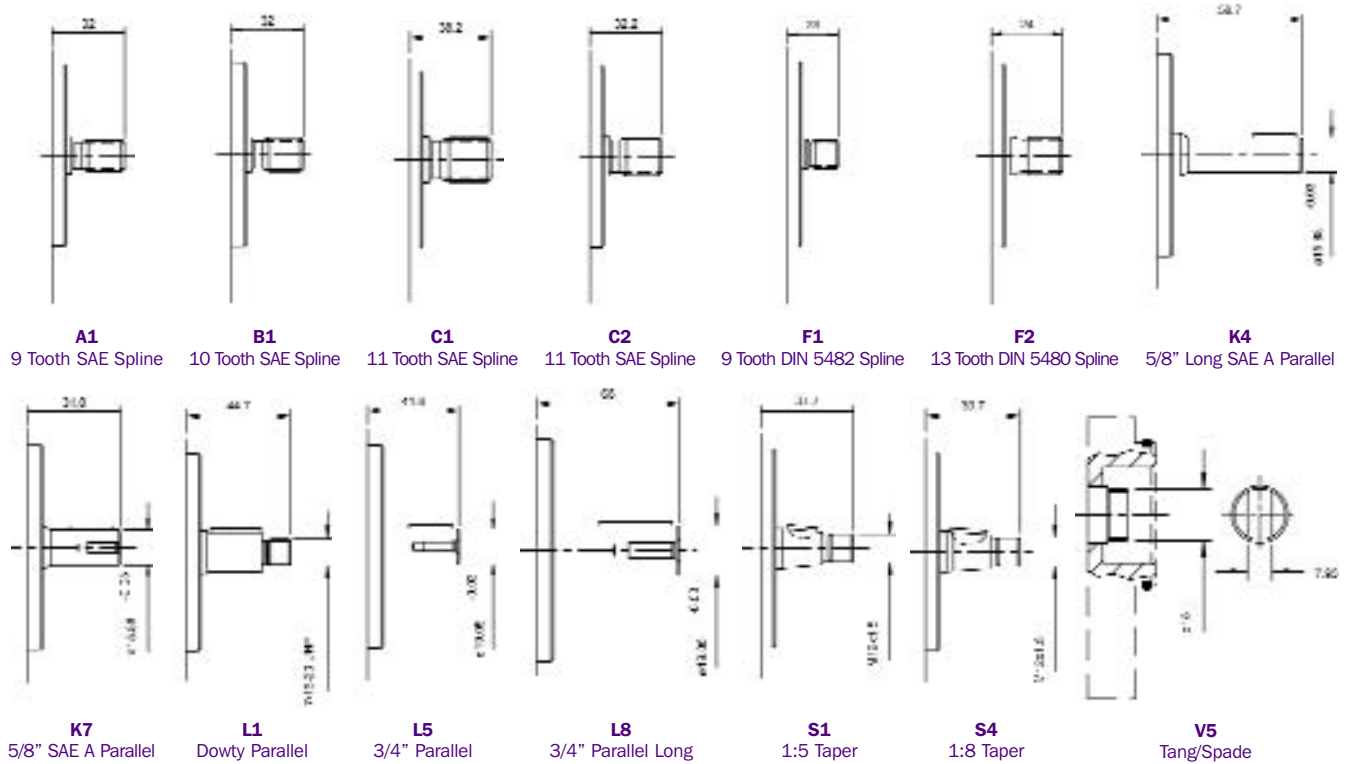


T3
Perkins 1000 Series with Tell Tale Drain



X36
Italian/European 4 Bolt

Shaft Type



Ordering Codes

Seals: V- Viton Seal N- Nitrile seal E- 2 x Nitrile seal

For a front pump with side ports only:

PAP11****\$???A!
(eg. PAP110800A1SA2AV)

*** - Capacity

\$\$ - Shaft

???? - Mounting flange

A - Front section

! - Seal

For a single pump with side ports only:

PAP11****\$???B!
(eg. PAP11120S1L1BN)

*** - Capacity

\$\$ - Shaft

???? - Mounting flange

B - Blank back cover (not portable)

! - Seal

For a single pump with side and/or rear ports:

PAP11****\$???P!
(eg. PAP11100S4X36PE)

*** - Capacity

\$\$ - Shaft

???? - Mounting flange

P - Portable back cover

! - Seal

For a centre section with side ports only:

PAP11****A
(eg. PAP11080A)

*** - Capacity

A - Section with drive for another pump

For a back section with side ports only:

PAP11****BE
(eg. PAP11080BE)

*** - Capacity

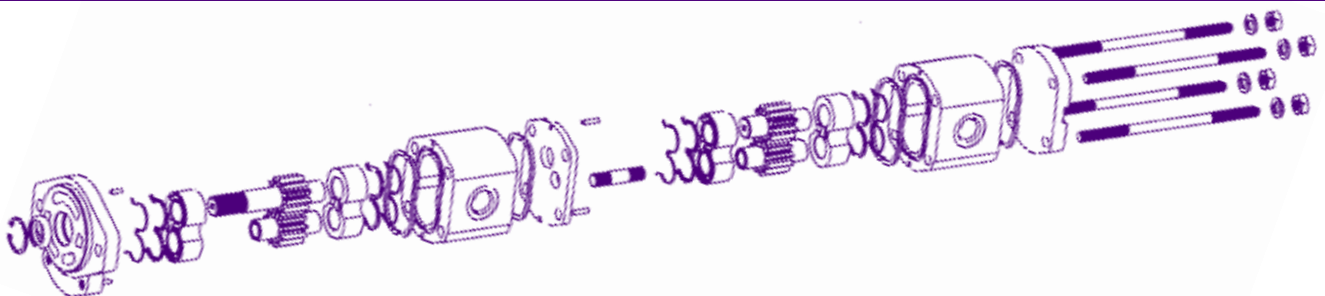
BE - Blank back cover (not portable)

For a back section with side and/or rear ports:

PAP11****BP
(eg. PAP11080BP)

*** - Capacity

BP - Portable back cover



PBP17 PUMP SELECTION

SPECIFICATIONS

Pump model		140	160	190	230	250	280	330	380	440	520	700
Displacement	cc/rev	14.0	16.0	19.0	23.0	25.0	28.0	33.0	38.0	44.0	52.0	70.0
	[in ³ /rev]	0.85	0.98	1.16	1.4	1.53	1.71	2.01	2.32	2.68	3.17	4.27
Continuous Pressure	bar	250	250	250	250	250	250	250	250	220	200	160
	[psi]	3625	3625	3625	3625	3625	3625	3625	3625	3190	2900	2320
Intermittent Pressure	bar	275	275	275	275	275	275	275	255	220	215	160
	[psi]	3990	3990	3990	3990	3990	3990	3990	3700	3190	3120	2320
Minimum speed at max outlet pressure	rpm	500	500	500	500	500	500	500	500	500	500	500
Minimum speed at 0 inlet & max outlet pressure	rpm	3400	3400	3300	3300	3100	3100	3000	3000	2800	2700	2400
Pump input power at max pressure and 1500 rpm	kW	9.6	11	13.1	15.8	17.2	19.3	22.7	26.1	27	28.6	31.2

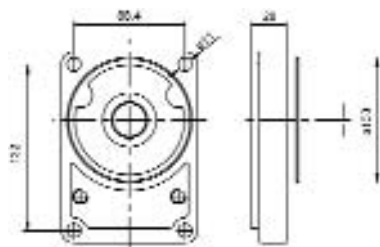
LET US BUILD YOU A GROUP 3 PUMP TO YOUR SPECIFICATION

Capacities

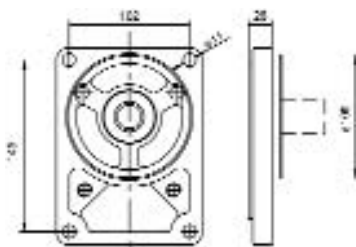
140: 14.0cc/rev	160: 16.0cc/rev	190: 19.0cc/rev	230: 23.0cc/rev	250: 25.0cc/rev
280: 28.0cc/rev	330: 33.0cc/rev	380: 38.0cc/rev	440: 44.0cc/rev	520: 52.0cc/rev
700: 70.0cc/rev				

Single or Multiple Sections with ports of your choice

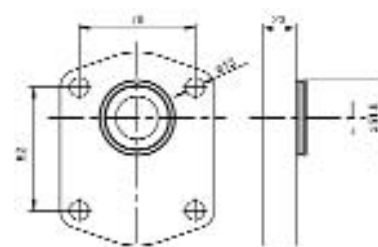
Mounting Flange Type



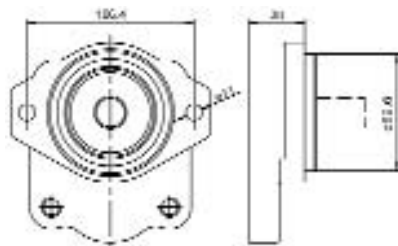
B100
DIN 4 Bolt 100mm Pilot



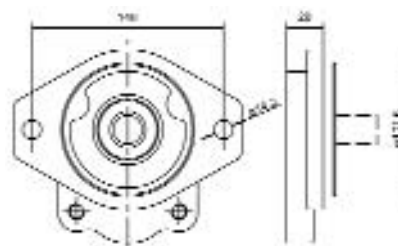
B105
DIN 4 Bolt (Bosch) 105mm Pilot



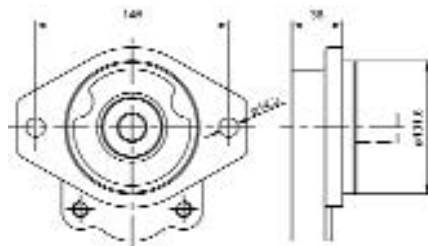
MP
Rear Section Modular Front



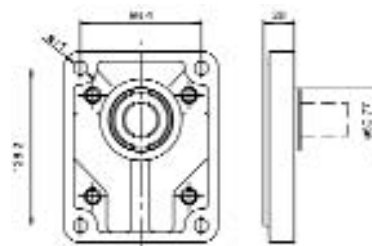
CSA2
Continental SAE A 2 Bolt



SB2
SAE B 2 Bolt

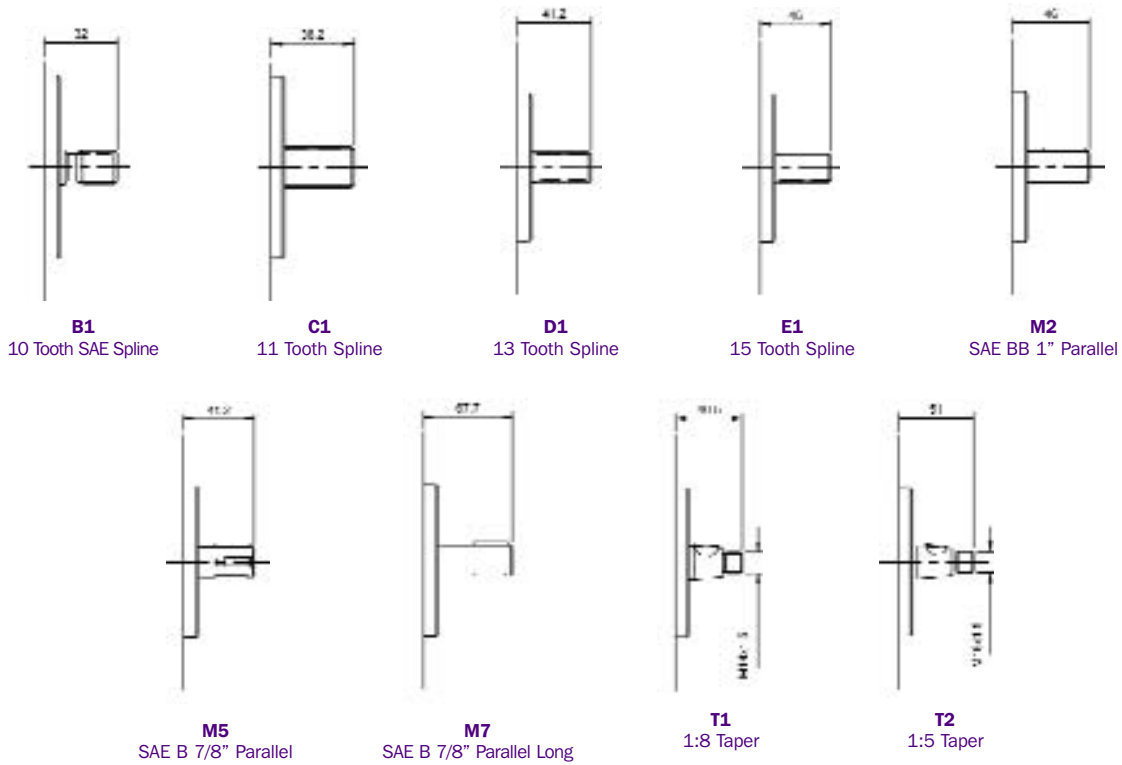


CSB2
Continental SAE B 2 Bolt



X50
Italian/European 4 Bolt

Shaft Type



Ordering Codes

Seals: V- Viton Seal

W- Wet mount seal

For a front pump with side ports only:

PAP17***\$????A!
(eg. PAP17330T1X50AV)

*** - Capacity

\$ - Shaft

???? - Mounting flange

A - Front section

! - Seal

For a single pump with side ports only:

PAP17***\$????B!
(eg. PAP17160T1X50BW)

*** - Capacity

\$ - Shaft

???? - Mounting flange

B - Blank back cover (not portable)

! - Seal

For a single pump with side and/or rear ports:

PAP17***\$????P!
(eg. PAP17140M2SB2PV)

*** - Capacity

\$ - Shaft

???? - Mounting flange

P - Portable back cover

! - Seal

For a centre section with side ports only:

PAP17***A
(eg. PAP17190A)

*** - Capacity

A - Section with drive for another pump

For a back section with side ports only:

PAP17***BE
(eg. PAP17190BE)

*** - Capacity

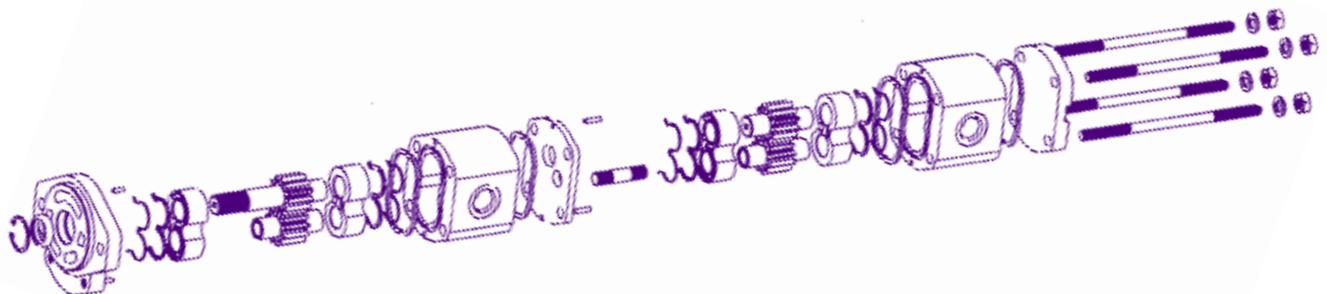
BE - Blank back cover (not portable)

For a back section with side and/or rear ports:

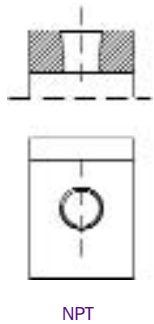
PAP17***BP
(eg. PAP17190BP)

*** - Capacity

BP - Portable back cover

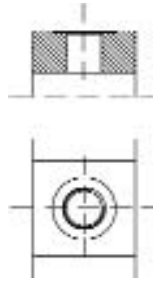


Ports - all available with imperial or metric tappings



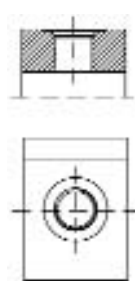
Size
1/8x27
1/4x18
3/8x18
1/2x14
3/4x14
1x11.1/2
1.1/4x11.1/2
1.1/2x11.1/2

NPT



Size
1/8x28
1/4x19
3/8x19
1/2x14
3/4x14
7/8x14
1x11
1.1/4x11
1.1/2x11
2x11

BSP



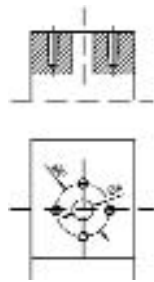
SAE "O" Ring

Size
7/16x20
1/2x20
9/16x18
3/4x16
7/8x14
1.1/16x12
1.3/16x12
1.5/16x12
1.5/8x12
1.7/8x12
2.1/2x12



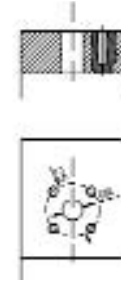
JAPANESE Diamond

Size (AxB)
5/8x36
7/8x48



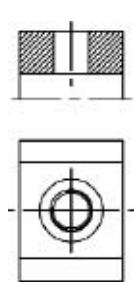
EUROPEAN Diamond (metric)

Size (AxB)
12x26
13x30
19x40
27x51
19x56
27x56
32x62
38x72



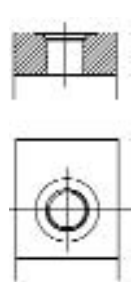
EUROPEAN Square (metric)

Size (AxB)
8x26
10x26
13x30
15x35
20x40
18x55
26x55



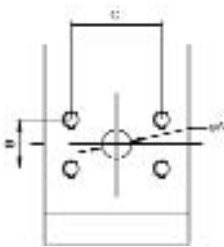
METRIC

Size
14x1.5
16x1.5
18x1.5
22x1.5
26x1.5
27x2
30x1.5
33x2
42x2



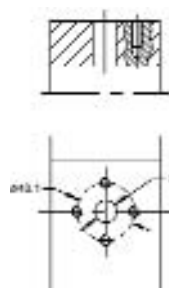
JBSP

Size
1/8x28
1/4x19
3/8x19
1/2x14
3/4x14
7/8x14
1x11
1.1/4x11
1.1/2x11
2x11



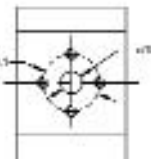
SAE Split Flange
1/2", 3/4" & 1" available
in vertical position

Size		
A	B	C
1/2	17.5	38.1
3/4	22.2	47.6
1	26.2	52.4
1.1/4	30.2	58.7
1.1/2	35.7	69.8
2	42.9	77.8

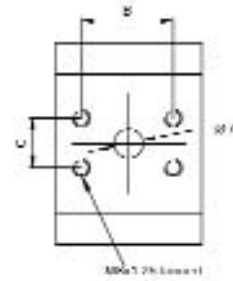


Inlet

DOWTY

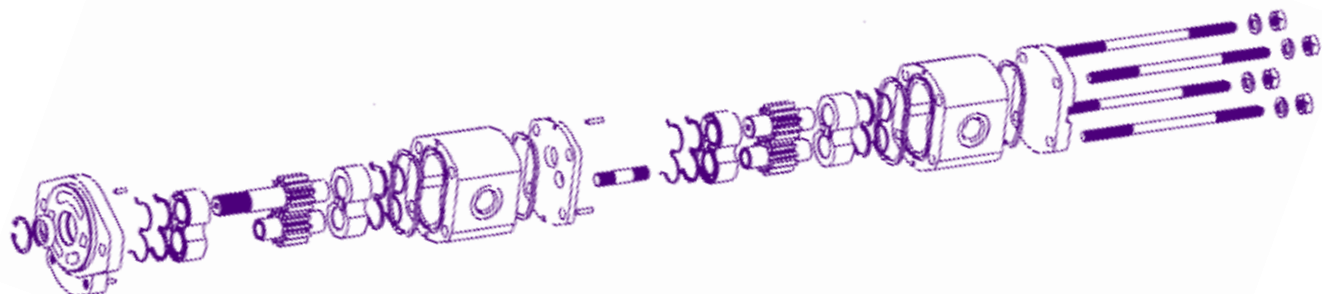


Outlet



HPI

Size		
A	B	C
18	52.4	26.2
22	52.4	26.2
24	52.4	26.2
28	52.4	26.2
42	35.6	69.8



NON STANDARD PUMPS

On the following pages is a small selection of the enormous range of Non Standard Pumps supplied by White House Products Ltd to suit particular applications.

Prices and Availability

All of the pumps listed are normally available from stock. For prices and to check availability, log onto our website www.whp.co.uk and follow the instructions below:

- put the White House Products Ltd part number into the *Quick Find* box
- this should bring up the *Product Record*
- double click on the *Part Number* shown in blue to view further information on the pump, this will give you price, availability, weight and a photograph to match against the original

Specifications not listed

If you have a Non Standard Pump requirement not shown in the catalogue there are nearly 3000 specifications of pump in stock but not listed in this issue, to see if the one you require is in stock, log onto www.whp.co.uk and follow the instructions below:

- click on the *Products* button
- click on *Search*
- go to *Keyword Search*
- put in part of the OEM number or number off the pump that you know is in a continuous string without gaps
- this will normally find a record if it is there
- If this draws a blank try the other search criteria

If you are unable to find a pump under the OEM name, it may be one that we have not been able to assign to an OEM, in which case it will be listed under the pump manufacturer's name, e.g. Bosch, Sauer Danfoss etc., or the manufacturer of the engine to which it is fitted, e.g. Perkins, Ford etc.

Non-web Contact Details

If you want an answer without using the web please contact using the details below:









Telephone: (INTL) +44 1475 742500
(UK) 0845 330 8890









Fax: (INTL) +44 1475 742888
(UK) 0845 330 8895









E-mail: info@whp.co.uk









All the pumps shown on the forthcoming pages are in OEM order, over the years as companies have been bought and sold names have changed, so you will find below a list showing where to find some of the OEMs who have been superseded in recent times:









Allen Forklifts	see Halla
AWD	see Bedford
Baker Forklift	see Still
Beaver	see Hayter/Beaver
Bray	see Matbro
County	see Ford/County & New Holland/Ford
Coventry Climax	see Kalmar
David Brown	see Case/David Brown
Dresser	see Homatsu
Dronningborg	see Massey Ferguson/Dronningborg
DSV	see Dennis
Fahr	see Deutz
Fiat Tractors	see New Holland/Fiat
Fiat Industrial	see Fiat/Allis
Ford FW	see Case Steiger
Ford Tractors	see New Holland/Ford
Ford Trucks	see Iveco/Ford
Fordson Tractors	see New Holland/Fordson
Hanix	see Nissan Hanix
Hurlimann Tractors	see Same
IH (International Harvester)	see Case/IH
Ingersoll Rand	see Bomag
KHD Tractors	see Deutz
Lamborghini Tractors	see Same
Lancer Boss	see Boss
Lansing Bagnall	see Linde
Lansing Henley	see Linde
Leyland Bus	see Volvo
Leyland Tractor	see Marshall
Lifton Excavators	see Powerfab
Massey Ferguson (Italian built)	see Landini
Massey Ferguson Industrial	see FERMEC
Melroe	see Bobcat
MF Industrial	see FERMEC
MP Trucks	see Leyland
Nuffield	see Marshall
Roberine	see John Deere
Ransomes Simms & Jefferies	see Ransomes
Sabo	see John Deere
Sisu	see Valtra
Steiger	see Case Steiger
Turner	see Bomford
Valmet	see Valtra









FOR PRICES contact WHP or refer to website www.whp.co.uk								
OEM	ADVANCED / PETTIBONE	AGB-WERKE	AGCHEM AGGATOR	AIRMAN, HITACHI	ALAN GROVE	ALANCO	ALLIS CHALMERS	ALLIS CHALMERS
WHP Part No.	5U2/40317ULT	5B2/40022BOS	5W2/49010AGC	5Z3/42500AIR	5C3/40074GRO	5S1/39909MF	5H1/41012ALL	KP1009ALFSS
Description	Cast Iron Bodied Tandem Main Pump with Load Sensing Valve & Accumulator Charge Valve for Concrete Mixer	Aluminium Bodied Tandem Pump	Aluminium Bodied Tandem Main Pump with Flow Control & Relief Valve for Tool Carrier	Aluminium Bodied Triple Main Pump for Excavator	Cast Iron Bodied Triple Main Pump for Crane	Aluminium Bodied Single Main Pump for Self Propelled Sprayer	Aluminium Bodied Single Main Pump for Tractor	Aluminium Bodied Single Pump for Tractor
OEM Part number							7700 544 480 72074076	
Number on Product	5945	0510 665 397	163Y1302	307012-8240, 9218044	3139134235	SNP2/14S C001	2066	KP1009ALFSS
OEM Model numbers			2004	AX25, EX25	2564	Turbo	AC160, 6040	
Weight (kg)	33	7.2	6.46	6.46	49.5	2.8	2.8	1.6









FOR PRICES contact WHP or refer to website www.whp.co.uk								
OEM	AQUAMASTER	AROS	ATLAS	AVANT	AVELING BARFORD	AVELING BARFORD	BALCANKAR	BARMEC
WHP Part No.	5H1/40050AQU	5S1/49100ARO	5U3/40210ATL	5C2/40072AVA	5H1/40108AVE	5S2/44301AVE	5S1/35000BAL	5HP2/40028BAR
Description	Cast Iron Bodied Single Main Pump	Aluminium Bodied Single Pump	Aluminium Bodied Triple Main Pump for Digger	Aluminium Bodied Tandem Main Pump for Skidsteer	Cast Iron Bodied Single Main Pump for Loader	Aluminium Bodied Tandem Main Pump	Aluminium Bodied Single Main Pump for Forklift	Aluminium Bodied Tandem Main Pump for Forklift
OEM Part number							408215	
Number on Product	P2CP1911B2B2 C	0510 120 003 HLPDG 119C TFP2.2D C001.F SNP12.2D C001.F	8222	65603031	R1C6160/0450 02AC	PRB 63 + 1,2 D SC37 C,	30C32X160	2CB2522/2005L 10, P2CEN2522HA20 06HL10C02
OEM Model numbers			404			SNP3/63D SC 47 C, TFP100/1.2D SC01	DV30, JB20, DV20	Ranger
Weight (kg)	18.5	1.08	6.66	5.0	38.5	9.76	5.3	4.704









FOR PRICES contact WHP or refer to website www.whp.co.uk								
OEM	BEDFORD	BEDFORD	BEDFORD	BEDFORD	BEDFORD	BEDFORD	BEDFORD	BEDFORD
WHP Part No.	5B1/40040VAU	5B1/40041VAU	5S1/39982BED	5S1/40008BED	5S1/40046BED	5S1/41106BED	5S1/26769BED	5S1/39984BED
Description	Aluminium Bodied Single Power Steering Pump for Bus	Aluminium Bodied Single Fan Drive Pump for Bus	Aluminium Bodied Single Power Steering Pump with Flow Control & Relief Valve for Lorry	Aluminium Bodied Single Power Steering Pump with Flow Control & Relief Valve for Lorry	Aluminium Bodied Single Power Steering Pump with Flow Control & Relief Valve for Lorry	Aluminium Bodied Single Power Steering Pump for Truck with Flow Control & Relief Valve	Aluminium Bodied Single Power Steering Pump for Truck with Flow Control & Relief Valve	Aluminium Bodied Single Power Steering Pump for Truck with Flow Control & Relief Valve
OEM Part number				91011985	91075258	8855316		
Number on Product	0510 745 010	0510 745 310	A11.4L 19123	A11.4L 17986	A11.4L 20486	A11.4L 16887	A19.1L 26769	A11.4L 27497
OEM Model numbers			MK 41.5 BAR 12.7L/41N	TK, TM, TL	MK TL	TKM TKH		500
Weight (kg)	13.3	13.3	3.81	3.7	3.8	3.59	10.76	3.583









FOR PRICES contact WHP or refer to website www.whp.co.uk								
OEM	BEDFORD	BEDFORD	BEDFORD (AWD)	BEDFORD (AWD)	BEDFORD (AWD)	BEDFORD (AWD)	BEDFORD (AWD)	BEDFORD (AWD)
WHP Part No.	5S2/40011BED	5S2/40012BED	5S1/39944BED	5S1/40005BED	5S1/40006BED	5S1/40011BED	5S1/40047BED	5S1/40055BED
Description	Aluminium Bodied Tandem Main & Power Steering Pump for Truck	Aluminium Bodied Tandem Power Steering Pump for Lorry	Aluminium Bodied Single Power Steering Pump for Truck with Flow Control & Relief Valve	Aluminium Bodied Single Power Steering Pump for Truck with Flow Control & Relief Valve	Aluminium Bodied Single Power Steering Pump for Truck with Flow Control & Relief Valve	Aluminium Bodied Single Power Steering Pump for Truck/Coach with Flow Control & Relief Valve	Aluminium Bodied Single Power Steering Pump for Coach with Flow Control & Relief Valve	Aluminium Bodied Single Power Steering Pump for Truck with Flow Control & Relief Valve
OEM Part number			91075257	91082636	91075255, 91075225	8855308	91089158	91075256, 9966674
Number on Product	A18/11.4L 28835	A18/11.4L 27940	A11.4L 20485	A11.4L 18421	A11.3L 17337	A11.4L 16886	A11.4L 26161	A19.1L 17437
OEM Model numbers		Lorry	TL	TL	TK, YLQ 72-, YOT, YMT, YRQ	TK, YLQ 72-, YOT, YMT, YRQ	YOQ	TM
Weight (kg)	6.362	6.84	3.629	3.803	3.599	3.589	3.705	3.803









FOR PRICES contact WHP or refer to website www.whp.co.uk								
OEM	BEDFORD (AWD)	BELARUS	BELARUS	BELARUS	BELLE	BELLE	BENFORD	BENFORD
WHP Part No.	5S1/41106BED	5C1/40045BEL	5C1/40046BEL	5P1/41005BEL	5K1/47600BEL	5K1/47601BEL	5C1/24308LBB	5U1/41146BEN
Description	Aluminium Bodied Single Power Steering Pump for Coach with Flow Control & Relief Valve	Aluminium Bodied Single Main Pump for Tractor	Aluminium Bodied Single Power Steering Pump for Tractor	Aluminium Bodied Single Pump for Tractor	Aluminium Bodied Single Main Pump for Excavator	Aluminium Bodied Single Main Pump for Skidsteer	Aluminium Bodied Single Pump for Dumper	Aluminium Bodied Single Main Pump for Roller
OEM Part number	8855316						W1130	1581-1044
Number on Product	A11.4L 16887	30C32X136	20A10X126K	ZPB.475.77 001 103	KRP4-12ARD	KRP4-9ASDHSN 2A4HG	26012 LBBJ 24308 LBB	1295
OEM Model numbers	YRT, YRQ, YOT, YMT, YLQ 72	800 / 900 Series, 560	800 / 900 Series, 560	800 / 900 Series, 560	7600			
Weight (kg)	3.59	7.29	4.0	3.539	2.8	3.018	3.16	3.2









FOR PRICES contact WHP or refer to website www.whp.co.uk								
OEM	BENFORD	BENFORD	BENFORD	BENFORD	BENFORD	BENFORD	BENFORD	BIZON
WHP Part No.	5U2/36000BEN	5U3/40277ULT	5U1/41144BEN	5U1/34000VJD	5U1/41145BEN	5U1/41147BEN	5U1/41148BEN	5P1/39843BIZ
Description	Aluminium Bodied Tandem Main Pump	Aluminium Bodied Triple Main Pump for Roller	Aluminium Bodied Single Main Pump for Roller	Aluminium Bodied Single Main Pump for Dumper	Aluminium Bodied Single Main Pump for Roller	Aluminium Bodied Single Main Pump for Dumper	Aluminium Bodied Single Pump	Aluminium Bodied Single Main Pump for Combine
OEM Part number	1734-1002	94X92E	W27W		1583-1199	1714136	1731-1059	
Number on Product	6640	1958	0302, 1PL090AT 7702	3349112554, 3776	0475	1267	3541	PZ2-16-121-2
OEM Model numbers								2050
Weight (kg)	4.9	10.2	3.928	2.78	3.2	2.8	3.4	3.33









FOR PRICES contact WHP or refer to website www.whp.co.uk								
OEM	BLUE BIRD	BLUE BIRD COACH	BOBCAT	BOBCAT	BOBCAT	BOBCAT	BOBCAT	BOBCAT
WHP Part No.	5S1/41230BB	5S2/45020BB	5C1/24205LAC	5C1/24206RAT	5C1/24207LAN	5C1/24304LAJ	5C1/24304RAE	5C1/26006RBWJ
Description	Aluminium Bodied Single Main Pump for Bus	Aluminium Bodied Tandem Main Pump for Coach with Flow Control & Relief Valve	Aluminium Single Pump for Skidsteer	Aluminium Bodied Single Main Pump for Skidsteer/Forklift	Aluminium Single Main Pump for Skidsteer	Aluminium Bodied Single Main Pump	Aluminium Single Pump for Skidsteer	Aluminium Bodied Single Main Pump for Skidsteer
OEM Part number		1964980		6598854				
Number on Product	C31.5L 35044	A25.7/23.0L 36795160150	24205 LAC	24206 RAT	24207-LAN	24304 LAJ	24304 RAE	24305 RAE, 26006 RBWJ
OEM Model numbers			310	443, 453, 534, 553, 543	443, 453		600	
Weight (kg)	7.495	7.614	1.5	1.7	1.8	2.029	2.9	2.8









FOR PRICES contact WHP or refer to website www.whp.co.uk								
OEM	BOBCAT	BOBCAT	BOBCAT	BOBCAT	BOBCAT	BOBCAT	BOBCAT	BOBCAT
WHP Part No.	5C1/70145LAA	5C1/70145LAB	5C1/70442RCA	5C2/25386RAB	5C2/25386RAM	5C2/25386RAU	5C3/26510RAP	5K2/49010BOB
Description	Aluminium Bodied Rear Section Axial Piston Pump for Skidsteer Loader	Aluminium Bodied Front Section Axial Piston Pump for Skidsteer Loader	Aluminium Bodied Axial Piston Pump for Dumptruck	Aluminium Bodied Tandem Main Pump for Skidsteer	Aluminium Bodied Tandem Main Pump for Skidsteer	Aluminium Bodied Tandem Main Pump for Skidsteer	Aluminium Bodied Triple Main Pump for Mini Excavator	Aluminium Bodied Tandem Main Pump for Mini Excavator
OEM Part number					6632039		6651876	
Number on Product	70145LAA	70145LAB	70442RCA	25386 RAB	25386 RAM	25386 RAU, 26510 RAC	25386 RAV, 26510 RAP	KRP4-81-81CN
OEM Model numbers	443	443	825		843	843 Low Flow Model	Melroe	X220
Weight (kg)	9.99	10	15.01	5.2	5.1	5.1	7.7	4.104









FOR PRICES contact WHP or refer to website www.whp.co.uk								
OEM	BOBCAT	BOBCAT	BOBCAT	BOBCAT	BOBCAT	BOBCAT	BOBCAT	BOBCAT
WHP Part No.	5K3/45000BOB	5K3/45001BOB	5S1/40050BOB	5S1/41211BOB	5S1/41212BOB	5S1/41213BOB	5S1/41214BOB	5S1/41215BOB
Description	Aluminium Bodied Triple Main Pump for Mini Excavator	Aluminium Bodied Triple Main Pump for Mini Excavator	Aluminium Bodied Single Pump for Skidsteer	Aluminium Bodied Single Main Pump for Skidsteer	Aluminium Bodied Single Power Steering Pump	Aluminium Single Main Pump for Skidsteer	Aluminium Single Main Pump for Mini Excavator	Aluminium Bodied Single Pump for Skidsteer
OEM Part number				6673911				
Number on Product	KRP4-11-11-7C	KRP4-14-14-7CN 4F2402	SKP2 14D SC06 RTC G/8G	A22.4L 37255	A22.4L 29155	A16L 36006	A22.4L 34022	A20.5L 36836
OEM Model numbers	225, X225	X231	763			753	873	733
Weight (kg)	6.3	7.19	2.9	6.475	5.96	3.3	3.3	3.3









FOR PRICES contact WHP or refer to website www.whp.co.uk								
OEM	BOBCAT	BOBCAT	BOBCAT	BOBCAT	BOBCAT	BOBCAT	BOBCAT	BOBCAT
WHP Part No.	5S1/41216BOB	5S1/41270BOB	5S1/41271BOB	5S2/41212BOB	5S2/41213BOB	5S2/41214BOB	5S2/41215BOB	5S2/41216BOB
Description	Aluminium Bodied Single Main Pump for Skidsteer	Aluminium Bodied Single Main Pump for Skidsteer	Aluminium Bodied Single Main Pump for Mini Excavator	Aluminium Bodied Tandem Auxiliary & Loader Pump for Skidsteer	Aluminium Bodied Tandem Main Pump for Mini Excavator	Aluminium Bodied Tandem Main Pump for Skidsteer	Aluminium Bodied Tandem Auxiliary & Loader Pump for Skidsteer	Aluminium Bodied Tandem Main Pump for Mini Excavator
OEM Part number	6668855							
Number on Product	C16.1L 35999	A22.4L 37468	A28.0L 38094	A22.4/8.3L 34110	A22.4/12.8L 36143	A22.4/14.3L 36630	A22.4/12.8L 37254	A28.0/14.3L 38097
OEM Model numbers		773		853, 853H				
Weight (kg)	4.85	6.379	6.59	6.97	7.13	7.476	7.67	8.279









FOR PRICES contact WHP or refer to website www.whp.co.uk								
OEM	BOBCAT	BOBCAT	BOBCAT	BOBCAT	BOKI	BOLLENS/ISEKI	BOMAG	BOMAG
WHP Part No.	5U1/42285ULT	5U2/40050KAY	5U3/40117KAY	5W3/41213BOB	5B2/G51616A15RR	5K1/43000BOL	5B2/40001BOS	5K1/47009NIS
Description	Aluminium Bodied Single Main & Power Steering Pump with Load Sense Valve	Aluminium Bodied Tandem Pump for Mini Excavator	Aluminium Bodied Triple Main Replacement Pump for Mini Excavator	Cast Iron Bodied Triple Main Pump for Mini Excavator	Aluminium Bodied Tandem Main & Power Steering Pump for Loader	Aluminium Bodied Single Main Pump for Tractor	Bodied Tandem Vibration & Power Steering Pump for Roller	Cast Iron & Aluminium Bodied Single Main Pump for Forklift
OEM Part number	9791171			6655786				
Number on Product	7705	5318	6454	28044-4	G5-16-16-A15R-20-R	KP0540AHSS PX2140,TX1300,	0510 565 084	KFP3256ASMSS
OEM Model numbers		220X	225, X231	X220, 220		2160	100AD3	
Weight (kg)	4.73	4.8	7.2	7.46	4.4	1.5	4.398	9.134









FOR PRICES contact WHP or refer to website www.whp.co.uk								
OEM	BOMAG	BOMAG / INGERSOLL	BOMFORD	BOMFORD	BOMFORD	BOMFORD	BOMFORD	BOMFORD
WHP Part No.	5S1/32500BOM	5S2/41000BOM	5C1/39941BOM	5H1/40081BOM	5U1/41135BOM	5U1/41136BOM	5U1/41137BOM	5U1/41138BOM
Description	Aluminium Bodied Single Power Steering Pump for Roller	Aluminium Bodied Tandem Vibration & Power Steering Pump for Roller	Cast Iron Bodied Single Main Pump for Hedgecutter	Cast Iron Bodied Single Main Pump for Hedgecutter	Aluminium Bodied Single Main Pump for Hedgecutter	Aluminium Bodied Single Main Pump for Hedgecutter	Aluminium Bodied Single Boom Lift Pump for Hedgecutter	Aluminium Bodied Single Boom Lift Pump for Hedgecutter
OEM Part number					05-650-02	0565003, 4608201	4190402 0953702	953701
Number on Product	SNP2/6S SC02 0510 325 307d	PNN12+6 D SC46 AHY4 8N	3239110248	PA2213G3B2A, PA2210G3B2A	2925 (3339111245)	4800 (3339111244)	4699	4797
OEM Model numbers	80 ADH	DD24, DD22, DD32			B577, 468, 477, 470, 728, B728	8181, B54, B65XM	8181, B49, B578	B578
Weight (kg)	2.42	4.9	23.75	23.0	7.7	7.6	3	2.8









FOR PRICES contact WHP or refer to website www.whp.co.uk								
OEM	BOMFORD	BOMFORD	BOMFORD	BOMFORD	BOMFORD	BOMFORD	BOMFORD	BOMFORD
WHP Part No.	5U1/41139BOM	5U1/41154BOM	5U1/41155BOM	5U1/41158BOM	5U1/41181BOM	5U2/40032TUR	5U2/40033TUR	5U2/40063BOM
Description	Aluminium Bodied Single Main Pump for Hedgecutter	Aluminium Bodied Single Pump with Boom Lift for Hedgecutter	Aluminium Bodied Single Boom Lift Pump for Hedgecutter	Aluminium Bodied Single Boom Lift Pump for Tractor	Aluminium Bodied Single Main Pump for Hedgecutter	Aluminium Bodied Tandem Main & Boom Lift Pump for Hedgecutter	Aluminium Bodied Tandem Main & Boom Lift Pump for Hedgecutter	Aluminium Bodied Tandem Main & Boom Lift Pump for Hedgecutter
OEM Part number		400217		09.537.03	09.537.05	08.920.04	30.210.82, 30210QX82	07.798.01
Number on Product	3654	2924	334 9111 434	5333	8406	3871	3495	0406
OEM Model numbers		577L	54	7878	71M		LR16 Hydramower	
Weight (kg)	11.5	1.8	2.799	3.1	3.1	13.212	9.8	4.0









FOR PRICES contact WHP or refer to website www.whp.co.uk								
OEM	BONSER	BONSER	BONSER	BONSER	BONSER	BOSCH	BOSCH	BOSCH
WHP Part No.	5C1/24338LAX	5C1/24406LAE	5C1/24535LAA	5C1/39895LAN	5C1/39988BON	5B1/40032BOS	5B1/40033BOS	5B1/40039BOS
Description	Aluminium Bodied Single Main & Power Steering Pump with Inbuilt Flow Control & Relief Valve for Forklift	Aluminium Bodied Single Main Lift Pump for Forklift	Aluminium Bodied Single Main Pump for Forklift	Cast Iron Bodied Single Main Pump for Forklift	Aluminium Bodied Single Main Pump	Aluminium Bodied Single Pump	Aluminium Bodied Single Pump with Flow Control & Relief Valve	Aluminium Bodied Single Pump with Flow Control & Relief Valve
OEM Part number	6636092	6610973-001		H735-002-000				
Number on Product	26212 LAXT 200 100 LDx 24338 LAX	20644 1CKC	24535 LAA	3129610085	24308 LZB	0510 415 324	0510 625 031	0510 625 053
OEM Model numbers	D20, D25, D50, LS55	203, 65	90D, 100D, 4T					
Weight (kg)	4.3	4.2	7.5	20.17	3.684	3.5	3.5	4.549









FOR PRICES contact WHP or refer to website www.whp.co.uk								
OEM	BOSS	BOSS	BOSS	BOSS	BOSS	BOSS	BOSS	BOSS
WHP Part No.	5B1/57008LAN	5C1/51041COM	5C2/39910BOS	5H1/40098BOS	5H2/40057LAN	5H2/40058LAN	5H2/40084PUM	5U1/39902LAN
Description	Aluminium Bodied Single Main Pump for	Cast Iron Bodied Single Main Pump for Forktruck with Priority Flow Control	Cast Iron Bodied Tandem Main & Power Steering Pump for Forklift	Cast Iron Bodied for Forklift Single Main Pump	Cast Iron Bodied Tandem Main Pump for Forklift	Cast Iron Bodied for Forklift Tandem Main Pump	Cast Iron Bodied for Forklift Tandem Main Pump	Cast Iron Bodied for Forklift Single Main Pump with Load Sense Valve
OEM Part number		7064982	7475953 (E0730667)	7937163, 7495559		7546513		9647996/003
Number on Product	0510 725 058	3129310219, 3129310263	3129320375	P2CP2116C5B2 A	PC22131610C4	P832C	P2C21201610C57, P2C21201610C4B 2C9C	4041
OEM Model numbers	RH36, RH30, RH25	HD8P	S50/50GP, Sideloaders, H70H				B65ECH MK4	
Weight (kg)	4.4	21.5	31.5	21.28	34	31.5	31.5	17.0









FOR PRICES contact WHP or refer to website www.whp.co.uk								
OEM	BOSS	BOSS	BOSS	BOSS	BOSS	BOSS	BOSS	BOSS
WHP Part No.	5U1/39908LAN	5U1/41113BOS	5U1/41114BOS	5U1/41115BOS	5U1/41116BOS	5U1/41117BOS	5U1/41118BOS	5U1/41119BOS
Description	Aluminium Bodied Single main & Power Steering Pump with Inbuilt Flow Control & Relief Valve for Forklift	Aluminium Bodied Single Main & Power Steering Pump with Valve for Forklift	Aluminium Bodied Single Main & Power Steering Pump with Accumulator Charge Valve for Forklift	Aluminium Bodied Single Main & Power Steering Pump with Load Sense Valve for Forklift	Aluminium Bodied Single Main & Power Steering Pump with Flow Control & Relief Valve for Forklift	Cast Iron Bodied Single Main & Power Steering Pump with Load Sense Valve for Forklift	Aluminium Bodied Single Main & Power Steering Pump with Flow Control & Relief Valve for Forklift	Aluminium Bodied Single Main & Power Steering Pump with Flow Control & Relief Valve for Forklift
OEM Part number	9764536-003	7970991/002	9665019-SA, 9665019/004	7958001/004	9666679/002	9718580/A01	9680606/002	9667073/003
Number on Product	7105	4147	4618	3251	4363	5260	4620	5053
OEM Model numbers			G38.5CH		QX25 , QX30			
Weight (kg)	4.71	8.1	6.1	5.0	5.0	18.0	6.0	5.0









FOR PRICES contact WHP or refer to website www.whp.co.uk								
OEM	BOSS	BOSS	BOSS	BOSS	BOSS	BOSS	BOSS	BOSS
WHP Part No.	5U1/41121BOS	5U1/41122BOS	5U1/41123BOS	5U1/42248ULT	5U1/42284ULT	5U1/45004BOS	5U2/40079LB	5U2/40082LAN
Description	Aluminium Bodied Single Main & Power Steering Pump with Flow Control & Relief Valve for Forklift	Aluminium Bodied Single Main & Power Steering Pump with Load Sense Valve for Forklift	Aluminium Bodied Single Main & Power Steering Pump with Flow Control & Relief Valve for Forklift	Aluminium Bodied Single Main & Power Steering Pump with Load Sense Valve for Forklift	Aluminium Bodied Single Main & Power Steering Pump with Flow Control & Relief Valve for Forklift	Aluminium Bodied Single Main Pump with Accumulator Charge Valve for Forktruck	Aluminium Bodied Tandem Main Pump with Load Sense Valve for Forklift	Aluminium Bodied Tandem Main Pump with Load Sense Valve for Forklift
OEM Part number		892721	9697360/001	9764325	9666679			7989094/002
Number on Product	7350	7961	4753	7093	6886	6885, 334 9112 552	7302, 3339121135	3852
OEM Model numbers			RH30D	FD25				
Weight (kg)	3.8	4.7	8.089	5.1	5.388	6.81	13.509	11.5









FOR PRICES contact WHP or refer to website www.whp.co.uk								
OEM	BOSS	BOSS	BOSS	BRAUD	BROWNS	BROYT	CARGOTEC	CARRARO
WHP Part No.	5U2/40083LAN	5U2/40330PAR	5U2/40080LAN	5U3/40263ULT	5C1/24504LZB	5H2/40052BRO	5H2/40050NOR	5S1/41126LAM
Description	Aluminium Bodied Tandem Main & Power Steering Pump with Load Sensing Valve for Forklift	Cast Iron Bodied Tandem Main Pump with Accumulator Charge Valve for Forklift	Aluminium Bodied Tandem Main Pump with Load Sense Valve for Forklift	Aluminium Bodied Triple Main Pump for Grape Harvester	Aluminium Bodied Single Main Pump for Loading Shovel	Cast Iron Bodied Tandem Main Pump for Excavator	Cast Iron Bodied Tandem Main Pump for Dustcart	Aluminium Bodied Single Main Pump for Tractor
OEM Part number		9731005/002			031165943			
Number on Product	3750	5823, 7029521020	5503	0137	24504 LZB	PC2413/2210A1 L 697376/94	P2APJ2210/190 9A303	SNP2 11S SC01 RMM1
OEM Model numbers	SH50				900 Highmaster			4800
Weight (kg)	11.5	18.62	11.2	11.9	5.328	54.5	37.5	2.55









FOR PRICES contact WHP or refer to website www.whp.co.uk								
OEM	CARRARO	CARRARO	CASE	CASE	CASE	CASE	CASE	CASE
WHP Part No.	5S1/40047MF	5S1/32300HAY	5C1/24302RBB	5C1/24504LDB	5C1/24505LDB	5C1/25308RAB	5C1/26013LZA	5C1/40025CAS
Description	Aluminium Bodied Single Power Steering Pump for Tractor	Aluminium Bodied Single Main Pump for Tractor	Aluminium Bodied Single Main Pump for Skidsteer	Aluminium Bodied Single Main Pump for Excavator	Aluminium Bodied Single Main Pump for Excavator	Aluminium Bodied Single Main Pump for Combine	Aluminium Bodied Single Main Pump for Skidsteer	Cast Iron Bodied Single Main Pump for Excavator
OEM Part number					D48950	1272258C91 1272258C92		E096808 / E069616
Number on Product	SNP2/11S C001	SNP2/17D C001	24302 RBJ, A980624HD	24504 LDBJ/LBM	24505 LCC LDBJ	26013 RAG	26013 RZA	P30515-159
OEM Model numbers	5500	7000	646	455C, 450A	580F	AXIAL Flow 1660	Uniloader 1840, 1845C	580H
Weight (kg)	2.56	2.9	2.1	5.6	5.7	3.3	3.2	15.81









FOR PRICES contact WHP or refer to website www.whp.co.uk								
OEM	CASE	CASE	CASE	CASE	CASE	CASE	CASE	CASE
WHP Part No.	5C1/40026CAS	5C1/40028CAS	5C1/70142DAC	5C1/70142RBH	5C2/24388RAM	5C2/40027CAS	5C2/40070CAS	5C2/40072CAS
Description	Cast Iron Bodied Single Main Pump for Excavator	Cast Iron Bodied Single Pump for Excavator	Aluminium Bodied Front Section Axial Piston Pump for Uniloader Skidsteer	Aluminium Bodied Rear Section Axial Piston Pump for Uniloader Skidsteer	Aluminium Bodied Tandem Main Pump for Skidsteer	Cast Iron Bodied Tandem Main Pump for Excavator	Cast Iron Bodied Tandem Main & Auxiliary Pump for Backhoe	Cast Iron Bodied Tandem Main & Auxiliary Pump for Excavator
OEM Part number	E45706	E65375/E65324			D82186 363595A1"	L71667	D134590	D140801
Number on Product	3249110075	3129310398	70142DAC	70142RBH 70142RFDW	26512 RAE, 24338 RAM	3139622451	3249120024	3249120108
OEM Model numbers	580G, 580F	580H	1830	1830, 1832	1835, 1845, 1845B		580K	580K (1991 Series 3) 580K (1989 Series 1), 580SK (1996)
Weight (kg)	17.5	15	10.08	10.46	5.1	29	31.5	29.0









FOR PRICES contact WHP or refer to website www.whp.co.uk								
OEM	CASE	CASE	CASE	CASE	CASE	CASE	CASE	CASE
WHP Part No.	5K2/49000KUB	5S1/39845IH	5S1/39875DB	5S1/40105CAS	5S1/40106CAS	5S1/40107CAS	5S1/40108CAS	5S1/40109CAS
Description	Aluminium Bodied Tandem Main Pump for Excavator	Aluminium Bodied Single Main Pump for Tractor	Aluminium Bodied Single Power Steering Pump for Crawler	Aluminium Bodied Single Main Pump for Skidsteer	Aluminium Bodied Single Main Pump for Skidsteer	Aluminium Bodied Single Main Pump for Skidsteer	Aluminium Bodied Single Main Pump for Skidsteer	Aluminium Bodied Single Main Pump for Loading Shovel
OEM Part number				H674907			113461A1	
Number on Product	KHP417-17CD	C44.0L 36815	A19.1L 17923	A31.5L 33120	A31.5L 34047	C23L 33874	C31.5L 33601	SNP3/38D SC07
OEM Model numbers	CK62		450A	1840/45 Unloader 1840	Unloader		1840, 1845	321B
Weight (kg)	9.1	21.77	2.461	6.94	8.5	3.49	5.662	6.8









FOR PRICES contact WHP or refer to website www.whp.co.uk								
OEM	CASE	CASE	CASE	CASE	CASE	CASE	CASE	CASE
WHP Part No.	5S1/40116CAS	5S2/39971CAS	5S2/39978CAS	5S2/40089DB	5S2/40090DB	5S3/40079CAS	5U1/41155DB	5W1/49899CAS
Description	Aluminium Bodied Single Main Pump for Tractor	Aluminium Bodied Tandem Main & Power Steering Pump for Trencher	Aluminium Bodied Tandem Main Pump for Tractor	Aluminium Bodied Tandem Auxiliary & Loader & Lift Pump for Skidsteer	Aluminium Bodied Tandem Main Pump for Trencher	Aluminium Bodied Triple Pump for Tractor	Aluminium Bodied Single Main Pump for Excavator	Aluminium Bodied Single Main Pump for Excavator
OEM Part number	254521A1	111941A1		104291A1, 120882A1	109169A1	6010233M91	D121815	D53690
Number on Product	A22.4L 36236	C8.3/10.3L 33500	PNN 17+8 D SC41 LAE5	C14.3/14.3L 33155	C23/8.3L 33511	C4.6/6.2/6.2L 36641	0836 2300	D53690 44973-9
OEM Model numbers		460	2140	1825	Maxi Sneaker C	C15, B15	580G, 580	580CK, B, C, 450
Weight (kg)	7.126	4.369	4.7	4.21	5.4	6	7.1	7.4








FOR PRICES contact WHP or refer to website www.whp.co.uk								
OEM	CASE / DAVID BROWN	CASE / DAVID BROWN	CASE / DAVID BROWN	CASE / DAVID BROWN	CASE / DAVID BROWN	CASE / DAVID BROWN	CASE / DAVID BROWN	CASE / DAVID BROWN
WHP Part No.	5ST/39947CAS	550/1/08562	550/1/17913	550/1/19211	550/1/21865	5B1/39873DB	5S1/39874DB	550/1/17912
Description	Aluminium Bodied Tank Type Power Steering Pump with Inbuilt Relief Valve for Tractor or Excavator	Aluminium Bodied Single Power Steering Pump with Flow Control & Relief Valve for Tractor	Aluminium Bodied Single Main Pump for Tractor	Aluminium Bodied Tandem Main & Auxiliary Pump for Tractor	Aluminium Bodied Tandem Main Pump & Auxiliary Pump for Tractor	Aluminium Bodied Single Main Pump for Tractor	Aluminium Bodied Single Main Pump for Tractor	Aluminium Bodied Single Main Pump for Tractor
OEM Part number	K206595	918993	K962635	K954263 K916535	K205598 K310386 C952465C	K919048	949605	K961024 K901637 K917695
Number on Product	K206595 26548	A15L 08562	962635	K916535, A15/11.4L 07724	K310386 A18.2/15L 19693	5B1/39873DB	949605	K917695
OEM Model numbers	580G, 580F	990, 1200	Selectamatic Tractors DB, 880, 770, 880, 990, 780, 885, 1190, 1194, 990, 995, 996, 1290, 1294, 1390	1200, 1210, 1410, 1412, 1390, 1394, 1494, 1490, 1494	1594, 1694, 1690	1200, 1210, 1212 and early versions of 1390, 1394, 1490, 1494	1390, 1394, 1410, 1412, 1490, 1494, 1594, 1690, 1690 TURBO, 1694	Implementatic 950, 850, 880, 890
Weight (kg)	3.81	3.56	2.9	4.93	5.7	2.4	2.84	2.9









FOR PRICES contact WHP or refer to website www.whp.co.uk								
OEM	CASE / DAVID BROWN	CASE / DAVID BROWN	CASE / DAVID BROWN	CASE / DAVID BROWN	CASE / DAVID BROWN	CASE / DAVID BROWN	CASE / DAVID BROWN	CASE / DAVID BROWN
WHP Part No.	550/1/18928	550/1/29176	5H1/41017DB	5S1/41205DB	5ST/39966DB	5ST/39967CAS	5ST/39968CAS	5ST/39969CAS
Description	Aluminium Bodied Single Main Pump for Tractor	Aluminium Bodied Tank Type Power Steering Pump with Inbuilt Relief Valve for Tractor	Cast Iron Bodied Vane Single Power Steering Pump with Inbuilt Flow Control & Relief Valve for Tractor	Aluminium Bodied Single Power Steering Pump with Inbuilt Flow Control & Relief Valve for Tractor	Aluminium Bodied Tank Type Power Steering Pump with Inbuilt Relief Valve for Tractor	Aluminium Bodied Tank Type Power Steering Pump with Inbuilt Relief Valve for Tractor	Aluminium Bodied Tank Type Power Steering Pump with Inbuilt Relief Valve for Tractor	Aluminium Bodied Tank Type Power Steering Pump with Inbuilt Relief Valve for Tractor
OEM Part number	K944907 K307945 K200916 K307058	K957318	K944379	K948432	K207451	K207452	K207625	K205653
Number on Product	A15L 17268	K957318	3601/703556	A15L 20744	A10.5L 27282	K207452	K207625/27283	K205653
OEM Model numbers	1210, 1212, 1390, 1394, 1410, 1412, 1490, 1494, 1490, M1394	1290, 1390, 1490, 885 - 1212, 990 - 995, 990, 995, 996, 1200, 1210, 1212, 1410, 1412, 1290, 1390, 1490	885	990, 1200	1494	1594, 1694	1294, 1394, M1394	1690
Weight (kg)	2.7	3.8	4.11	3.53	3.74	3.86	3.86	3.85









FOR PRICES contact WHP or refer to website www.whp.co.uk								
OEM	CASE / IH	CASE / IH	CASE / IH	CASE / IH	CASE / IH	CASE / IH	CASE / IH	CASE / IH
WHP Part No.	5S1/399919IH	550/1/39848	5B1/40024IH	5B2/39973CAS	5B2/39975IH	5B2/39976IH	5B2/39992IH	5B2/39993IH
Description	Aluminium Bodied Single Torque Amplifier Pump for Tractor	Aluminium Bodied Single Main Pump for Tractor or Forklift	Aluminium Bodied Single Main Pump for Tractor	Aluminium Bodied Tandem Main & Power Steering Pump for Tractor	Aluminium Bodied Tandem Main & Power Steering Pump for Tractor	Aluminium Bodied Tandem Main Pump for Tractor	Aluminium Bodied Tandem Main & Power Steering Pump for Tractor	Aluminium Bodied Tandem Main & Power Steering Pump for Tractor
OEM Part number	2724058R91	704330R95	3054300R92	3147535R93	3223932R93	3220221R92 3220221R93	3146446R93	3401189R93
Number on Product	527757	C11.4L 05696 C25VR C25SH 1PL036C7596	0510 415 007	0510 465 349	0510 565 361	0510 565 362	0510 565 314	0510 465 339
OEM Model numbers	454	414, 424, 434, 444, 275, B275, 2300A, 2424, 2444, 374, H500 500 93 Combine	323, 353, 423, 383, 453	433, 533, 633, 644, 645, 733, 743, 744/S, 745/S, 833, 844/S, 845, 856, 858	955, 956, 1056, 1655, 956XL, 1056XL (all without Sens-o-Hydraulic)	956XL, 1056XL with Sens Hydraulic 1055XL, 955XL, 844, 955, 1055, 1655	946, 1046, 1056, 1246	743XL, 745XL, 844XL, 845XL, 856XL (all without Sens-o-Hydraulic)
Weight (kg)	0.77	2.6	2.9	4.9	5.1	5	5.7	7









FOR PRICES contact WHP or refer to website www.whp.co.uk								
OEM	CASE / IH	CASE / IH	CASE/IH	CASE / IH	CASE/IH	CASE / IH	CASE / IH	CASE / IH
WHP Part No.	5B2/40018IH	5B2/40019IH	5C1/24509LAC	5L1/39850IH	5L1/39851IH	5L1/39852IH	5L1/39853IH	5L1/39854IH
Description	Aluminium Bodied Tandem Main & Power Steering Pump for Tractor	Aluminium Bodied Tandem Main & Power Steering Pump for Tractor	Aluminium Bodied Single Main Pump for Digger	Aluminium Bodied Single Power Steering Pump for Tractor	Aluminium Bodied Single Power Steering Pump for Tractor	Aluminium Bodied Single Main & Power Steering Pump for Tractor	Aluminium Bodied Single Main Lift Pump for Tractor	Aluminium Bodied Single Power Steering Pump for Tractor
OEM Part number	3148938R92/30 59440R92	3226942R93 3226942R92		120114 120115 133441C92	"527397, 527397C91, 527397R95, 391354, 391353, 133440"	70933C91 373964 374438 370897 70194 70931 70193 389113 389114	70932, 70195	70935C91, 371135, 527755, 370881, 373966R94, 70935, 370880R91
Number on Product	0510 465 322/ 465 300	0510 555 306	24509 LDQJ	120114	527397 L042104	70933	70932 W050297	70935 W050297
OEM Model numbers	624, 523, 553, 654, 724, 734, 824, 834	1255, 1255XL, 1455, 1455XL	3400	786, 886, 986, 1086, 1486, 1586, 3088, 3288, 3688	766, 966, 1066, 706, 1206, 2706, 2856, 756, 1256, 2756, 21206, 806, 1456, 2806, 21256, 856, 21456, 826, 1026	706, 966, 1066, 330, 340, 504, 2504	3088, 3288, 3688	656 Ser no 13013, 330, 340, 504, 2504, 544, 666, 686, Hydro 70, 80, 460, 560, 606, 660, 2606 706, 1206, 2706, 2856, 756, 1256, 2756, 21206, 806, 1456, 2806, 21256, 856, 21456, T340A
Weight (kg)	5.7	10.2	5.4	2.2	2.2	3.4	3.4	3.3









FOR PRICES contact WHP or refer to website www.whp.co.uk								
OEM	CASE / IH	CASE / IH	CASE / IH	CASE / IH	CASE / IH	CASE / IH	CASE / IH	CASE / IH
WHP Part No.	5S1/39847IH	5S1/39920IH	5S1/39921IH	5S1/40110CAS	5S2/39878IH	5S2/39972CAS	5S2/39973CAS	5S2/39974IH
Description	Aluminium Bodied Single Main Pump for Tractor	Aluminium Bodied Single Torque Amplifier Pump for Tractor	Aluminium Bodied Single Pump for Tractor	Aluminium Bodied Single Main Pump for Tractor	Aluminium Bodied Tandem Main & Power Steering Pump for Tractor	Aluminium Bodied Tandem Main Pump for Tractor	Aluminium Bodied Tandem Main Pump for Tractor	Aluminium Bodied Tandem Main Pump for Tractor
OEM Part number	3072695R91	402540R91 402540R92	3068428R91	3145248R91 3145248R93 3142097R91 3057395R91 3058427R1	3063911R93	1328655C91, 1986961C1	3147535R92 3147535R93 1986964C1	89880C91
Number on Product	C33VR	402540	C19.5L 04389	SNP2/8S C005	C11.4/8.2L 05699	A8.3/8.3L 30081	A8.3/8.3L 30083 433, 533, 633,	A11.5/8.3L 30080 0510 565 365
OEM Model numbers	400 Series, 424, 2424, 444, 2444, 276, 354, 374, 384, 414, 434, 444, 2276, 3434 Loader	454, 574, 3400, 84/85, Series, 885XL	C34	353, 383, 423, 433, 453, 523, 533, 553, 624, 633, 640, 644, 654, 724, 733, 740, 743, 744, 745, 824, 833, 840, 844, 845, 846, 940, 844S, 745S	354, 2300A, 364, 384, B414, 2300A, 3414, 3434, 3444, 3414, 444	743, 745, 844, 845, 856XL with Combi Filter and Sens-o-Draulic	733, 743, 745, 833, 844, 845, 856	956, 1056XL With Combi Filter and Sens-o-Draulic
Weight (kg)	2.55	0.78	5.51	2.3	3.8	4.223	3.53	3.66









FOR PRICES contact WHP or refer to website www.whp.co.uk							
OEM	CASE / IH	CASE / IH	CASE / IH	CASE / IH	CASE/IH	CASE / IH	CASE STEIGER
WHP Part No.	5S2/39975IH	5S2/39976IH	5S2/39993IH	5U1/41129IH	5U1/41130IH	550/1/20986	5C1/51001FW
Description	Aluminium Bodied Tandem Pump for Tractor	Aluminium Bodied Tandem Main & Power Steering Pump for Tractor	Aluminium Bodied Tandem Main Pump for Tractor	Aluminium Bodied Single Main Pump for Tractor Loader	Aluminium Bodied Single Pump for Tractor	Aluminium Bodied Single Main Pump for Tractor, Excavator or Forklift	Cast Iron Bodied Single Main Pump for Tractor
OEM Part number	3223932R92 3223932R93 3223932R94	3220221R93 3220221R93	1986962C1, 3401189R92, 3401189R93, 3401189R94	3107343R91		308873A1	
Number on Product	A11.5/8.3L 30084	0510 565 362 A11.5/8.3L 30251	A8.3/8.3L 30267	5322, 3339112270	3352	36909	P31A297MAA02 025 P600110- 9/99
OEM Model numbers	955, 956, 1056, 1655, 955XL, 956, 956XL, 1055, 1056XL without Sens-o-Draulic	956, 1056XL with Sens-o-Draulic, 844, 955, 1055	845, 745 XL, 856 XL with Sens-o-Draulic, 844 XL	3434, 414, 2720, 384, 2275	2400, 3500, 3700	400, 574, 3434, 684, 276, 3210, 3220, 4210, 4220, 4230, 4240, 3500, 2400, 2500, 3434B, 785, 454, 3340, 238, 248, 258, 268, 288, 454, 474, 475, 674, 484, 584, 684, 784, 884, 385, 485, 485XL, 585, 585XL, 685, 685XL, 785, 785XL, 885, 885XL, 985XL, 395, 495, 495XL, 595, 595XL, 695, 695XL, 795, 795XL, 895, 895XL, 995XL, 3210, 3220, 3230, 4210, 4220, 4230, 4240, 84 HYDRO, 485NAO, 684, 685, 685XL, 42, 885, 895XL, 885, 765, 385-685, 995, 1210, 1212, 1410, 1412, 880, 990, 1200, 3800, 4600, 1270, 1370, 1570	Panther 325 (with Cat 3406 engine)
Weight (kg)	3.75	3.67	4.99	6.6	7.1	3.18	19.0









FOR PRICES contact WHP or refer to website www.whp.co.uk								
OEM	CASE STEIGER	CASE STEYR/ STEYR DAIMLER PUCH	CATERPILLAR	CATERPILLAR	CATERPILLAR	CATERPILLAR	CATERPILLAR	CATERPILLAR
WHP Part No.	5C1/51002FW	5S1/40045FIA	5B1/39870CAT	5K1/49080CAT	5S1/46000CAT	5S1/46001CAT	5S1/46002CAT	5S1/47522SCM
Description	Cast Iron Bodied Single Main Pump for Tractor	Aluminium Single Main Pump for Tractor	Aluminium Bodied Single Main Pump for Forklift	Aluminium Bodied Single Main Pump for Forklift	Aluminium Bodied Single Main Pump for Forklift	Aluminium Bodied Single Main Pump for Forklift	Cast Iron Bodied Single Main Pump for Forklift	Cast Iron & Aluminium Bodied Single Main Pump for Forklift
OEM Part number		6101 0013 0025 6101 0013 0022 6101 0013 0026	919909	F25100400	3G5385 NOW 8J8809	111-5788	91871-04200	111-5789
Number on Product	P600111 11 99	SNP2/17S FR03 0510 615 315 0510 615 302 0510 610 310 1P1/1525ADR3	0510 625 040	F251-00401 3C5AB	25AA22R085 069-01335	SGP2A36L157	SGP2-40L560 054-5	SGP2A23L156 108-4
OEM Model numbers	Cougar, Bearcat (with Cat 3306 engine)	650H, 760H, 768H, 980H, 1110H, 1200H, 8070H, 8073H, 8080H 8075 8100H, 8120H, 8140H, 8160H 1090 1108 870 988	M40B		D3C			
Weight (kg)	17.0	2.5	8.09	3.397	4.7	4.8	5.97	4.0









FOR PRICES contact WHP or refer to website www.whp.co.uk								
OEM	CATERPILLAR	CATERPILLAR	CATERPILLAR	CATERPILLAR	CATERPILLAR	CATERPILLAR	CATERPILLAR	CATERPILLAR
WHP Part No.	5S2/47516CAT	5S2/47517CAT	5S2/47518CAT	5S2/47520SHI	5S2/47524SCM	5U1/40300MIT	5U1/41123CAT	5U1/41124CAT
Description	Aluminium Bodied Tandem Main Pump for Excavator	Aluminium Bodied Tandem Main Pump for Loading Shovel	Cast Iron & Aluminium Bodied Tandem Power Steering Pump for Wheel Loader	Cast Iron & Aluminium Bodied Tandem Main Pump for Forklift	Aluminium Bodied Tandem Main Pump for Excavator	Aluminium Bodied Single Main & Power Steering Pump with Load Sense Valve for Forklift	Aluminium Bodied Single Pump for Excavator	Aluminium Bodied Single Main Pump for Forklift
OEM Part number	3G5046 / 9T8822	9T4831, 8J4517, 8J8813, 8J9418	4T8517		9T8919		924793	133-1725
Number on Product	A32.3.5R429 023-00610 35R327	D3A32.22A9H9- R808	4T8517 034-3 R967	SD23-23L193 081-4	A22.48L396	5546	7563	7795
OEM Model numbers		910	IT12	GP040	IT12B IT12 4NC	EP18	M30D	
Weight (kg)	6.24	5.04	7.75	8.195	11	5.579	2.8	14.1









FOR PRICES contact WHP or refer to website www.whp.co.uk								
OEM	CATERPILLAR	CATERPILLAR	CATERPILLAR	CATERPILLAR	CATERPILLAR	CATERPILLAR	CATERPILLAR	CATERPILLAR
WHP Part No.	5U1/41154CAT	5U1/41182ULT	5U1/41190CAT	5U1/42003PER	5U1/42051FOR	5U1/42052TAC	5U1/42075HYD	5U1/42171ULT
Description	Cast Iron Bodied Single Main Pump for Forklift	Aluminium Bodied Single Main Pump for Forklift	Aluminium Bodied Single Main Pump for Forklift	Aluminium Bodied Single Main Pump for Forklift	Aluminium Bodied Single Main Pump for Forklift	Cast Iron Bodied Single Main Pump for Loader	Aluminium Bodied Single Secondary Pump for Transmission	Cast Iron Bodied Single Main Pump
OEM Part number	917337	924793	919909	139-6084	6R6512		126-2083	
Number on Product	8879	2380	334 9111 997, 0510 625 040	8434	1498	4859	6935	7498
OEM Model numbers	V50C, V80E		M40B		Raymond	953C		
Weight (kg)	13.0	2.8	2.8	4.25	7.14	13.929	2.671	13.0









FOR PRICES contact WHP or refer to website www.whp.co.uk								
OEM	CATERPILLAR	CATERPILLAR / MITSUBISHI	CEFAM	CHAMPION	CHIEFTAIN	CLAAS	CLAAS	CLARK
WHP Part No.	5U1/45071PAR	5U1/41179C/M	5S1/36002SAN	5W1/49899CHA	5S3/47519SHI	5B2/39001CLA	5S2/42500CLA	5C1/25501RSB
Description	Aluminium Bodied Single Main Pump for Loader	Aluminium Bodied Single Main Pump for Forklift	Aluminium Bodied Single Main Pump	Aluminium Bodied Single Main Pump for Dumper	Aluminium Bodied Triple Main Pump for Mini Digger	Aluminium Bodied Tandem Main Pump for Combine	Aluminium Bodied Tandem Main Pump for Combine	Aluminium Bodied Single Main Pump for Forklift
OEM Part number	145-9047, 1396084	924595					668742	1520042915
Number on Product	8435	2648	SNP2/17D C001F	WH1 47144-3	3535/7R487 099 (7495)	0510 665 086	SNP2/19D SC46 RUX GOK, SNP2/11D FR03 LHO OK	25501 RSB
OEM Model numbers	968	F60D					LEXION 450	GS25
Weight (kg)	5.8	6.79	2.7	2.5	2.3	8.2	5.503	5.3









FOR PRICES contact WHP or refer to website www.whp.co.uk								
OEM	CLARK	CLARK	CLARK	CLARK	CLARK	CLARK	CLARK	CLARK
WHP Part No.	5C1/26005RAP	5C1/45001CLA	5C2/24385RAE	5C2/55010CLA	5HP2/70009CLA	5U1/41176CLA	5U1/41177CLA	5U1/41178CLA
Description	Aluminium Bodied Single Main Pump for Forklift	Aluminium Bodied Single Main Pump for Transmission	Aluminium Bodied Tandem Main & Power Steering Pump for Forklift	Cast Iron Bodied Tandem Main Pump for Forklift	Aluminium Bodied Tandem Main Pump for Forklift	Aluminium Bodied Single Main Pump for Forklift	Cast Iron Bodied Single Main Pump for Forklift	Aluminium Bodied Single Main & Power Steering Pump with Load Sense and Relief Valve for Forklift
OEM Part number		450230 / 450072		235821			2812018	2805268, 2787180
Number on Product	24304 RAS, 26005 RAP	3329110354	24385 RAE	3129320263	P2DBN2522HA2 008HL30C02N	5492	6926	4145
OEM Model numbers								GCX20E
Weight (kg)	2.541	5.087	3.5	26.65	4.82	3	14.245	5.42









FOR PRICES contact WHP or refer to website www.whp.co.uk								
OEM	CLARK	CLARK	CLARK	CONVEYANCER	CONVEYANCER	CROWN	CROWN	CROWN
WHP Part No.	5U1/42090CLA	5U2/40085CLA	5U2/40311ULT	5S1/39935PSP	5U1/38000CON	5P1/39800CRO	5U1/41177CRO	5U1/41180CRO
Description	Aluminium Bodied Single Main & Power Steering Pump with Load Sense Valve for Forklift	Cast Iron Bodied Tandem Main Pump for Forklift	Aluminium Bodied Tandem Main & Power Steering Pump with Load Sensing Priority Valve for Forklift	Aluminium Bodied Single Power Steering Pump with Flow Control & Relief Valve for Forklift	Aluminium Bodied Single Main Pump for Forklift	Aluminium Bodied Single Main Pump for Forklift	Aluminium Bodied Single Main Pump for Forklift	Aluminium Bodied Single Main & Power Steering Pump with Load Sense Valve for Forklift
OEM Part number		2809483	2809220				123992	
Number on Product	5505	6400	5230	A19.1L 08586	1395	D14BR1B	7260, 334 9612014 C4907005 3475116	9037, 334 9112 396
OEM Model numbers		CJC70	CDP25	8J4239		JP		
Weight (kg)	5.337	15.584	9.0	3.72	7.5	1.2	4.06	4.063









FOR PRICES contact WHP or refer to website www.whp.co.uk								
OEM	CROWN	CROWN	CROWN	CUMMINS	DAEWOO	DAEWOO	DAEWOO	DAEWOO
WHP Part No.	5U1/41183CRO	5U1/41184CRO	5U1/42244ULT	5S1/39927PSP	5U1/36000DAE	5U1/36001DAE	5U2/40380DAE	5U3/40230DAE
Description	Aluminium Bodied Single Main & Power Steering Pump with Load Sense Valve for Forklift	Aluminium Bodied Single Main Pump for Forklift	Aluminium Bodied Single Main Pump with relief Valve for Forklift	Aluminium Bodied Single Pump for Engine	Aluminium Bodied Single Main Pump for Forklift	Aluminium Bodied Single Main Pump for Forklift	Cast Iron Bodied Tandem Main Pump for Forklift	Cast Iron & Aluminium Bodied Triple Main Pump for Loader
OEM Part number		123991	116624	3254966				
Number on Product	8891	7259, 334 9612 015	6403	C22.4L 29163	7208	6664	9597	4042
OEM Model numbers			T5P			B15T		
Weight (kg)	4.078	2.904	7.1	6.02	2.4	3.097	15.195	27.9









FOR PRICES contact WHP or refer to website www.whp.co.uk								
OEM	DAF	DAF	DAF	DAF	DEMAG	DENNIS	DENNIS	DENNIS
WHP Part No.	5B1/1517222374	5B1/40029BOS	5B2/60000DAF	5S2/30054SP2	5H2/40074DEM	5S1/39959CUM	5S1/39968LEY	5S1/39995THW
Description	Aluminium Bodied Back Section Pump for DAF Lorry	Aluminium Bodied Single Pump for Bus	Aluminium Bodied Tandem Pump for Bus	Aluminium Bodied Tandem Main Pump for Bus	Cast Iron Bodied Tandem Main Pump for Crane	Aluminium Bodied Single Power Steering Pump with Flow Control & Relief Valve for Bus	Aluminium Bodied Single Power Steering Pump for Bus	Aluminium Bodied Single Power Steering Pump with Inbuilt Flow Control & Relief Valve for Excavator Lorry
OEM Part number			0365462			652714	651678	613518
Number on Product	1517 222 374	0510 725 056	0510 665 387	C11.4/11.4L 01415	PA221308C5B2 6B26A	C19.1L 30957	C16L 29069	A19L 29470
OEM Model numbers		SB2300	SB2300				Falcon HC	
Weight (kg)	2.59	5.7	6.7	4.82	47.5	4.21	3.9	3.45









FOR PRICES contact WHP or refer to website www.whp.co.uk								
OEM	DENNIS	DENNIS	DENNIS	DENNIS	DENNIS	DENNIS	DENNIS	DENNIS
WHP Part No.	5S1/40013DSV	5S1/40014FOR	5S1/40015DSV	5S1/40016DSV	5S1/40017DSV	5S1/40084DEN	5S1/40085DEN	5S1/40086DEN
Description	Aluminium Bodied Single Power Steering Pump with Inbuilt Flow Control & Relief Valve	Aluminium Bodied Single Power Steering Pump with Inbuilt Relief Valve & Flow Control Valve for Lorry	Aluminium Bodied Single Power Steering Pump with Flow Control & Relief Valve for Truck	Aluminium Bodied Single Main Pump with Flow Control & Relief Valve for Non Air-Conditioned Bus	Aluminium Bodied Single Power Steering Pump with Flow Control & Relief Valve for Truck or Bus	Aluminium Bodied Single Pump for Bus	Aluminium Bodied Single Main Pump for Lorry	Aluminium Bodied Single Main Pump for Lorry
OEM Part number	610091	610842		652045	655480	651240	650508	653886
Number on Product	A15L 18300	A15L 18303	A15L 18304	A16L 29937	C15.2L 33872	A11.4L 27496	A15L 01665	TFP 100/2.2D C001
OEM Model numbers	Bulkmaster 82			6 x 2 DDA1808		Malawi/Kenya Dragon		
Weight (kg)	3.2	3.92	3.2	2.935	3.8	2.45	2.5	1.05









FOR PRICES contact WHP or refer to website www.whp.co.uk								
OEM	DENNIS	DENNIS	DENNIS	DENNIS	DENNIS	DENNIS	DENNIS	DENNIS
WHP Part No.	5S1/40109BUS	5S1/40110FIR	5S1/41211DET	5S2/40018DSV	5S2/40078DEN	5S2/40079DEN	5S2/40080DEN	5S2/40082DEN
Description	Aluminium Bodied Single Pump for Bus	Aluminium Bodied Single Power Steering Pump for Bus	Aluminium Bodied Single Power Steering Pump for Lorry	Aluminium Bodied Tandem Power Steering Pump with Inbuilt Flow Control & Relief Valve for Bus	Aluminium Bodied Tandem Power Steering Pump with Inbuilt Flow Control & Relief Valve for Bus	Aluminium Bodied Tandem FAN & Power Steering Pump for Bus	Aluminium Bodied Tandem Power Steering Pump with Inbuilt Flow Control & Relief Valve for Bus	Aluminium Bodied Tandem Main & Power Steering Pump for Bus
OEM Part number	652655	654145	650922	657461	655600	652058	653561 654483 655110	655111
Number on Product	A20L 30883	C12.5L 32879	C15L 08765	C15.2/18L 36988/160	C15.2/15.2 34755/120	C15.2/15.2L 38532/160/120	C15.2/15.2L 33941/120	C15.2/15L 33491160
OEM Model numbers	DDA1806, 1809, 1811, 1813, Dragon	Hong Kong Dominator	Falcon HC Dominator		Dart DM94 Lance	Javelin SDA 1907	Lance & Javelin	Lance & Javelin
Weight (kg)	3.26	3.37	3.57	7.49	6.3	5.99	5.9	5.91









FOR PRICES contact WHP or refer to website www.whp.co.uk								
OEM	DENNIS	DENNIS	DENNIS	DENNIS	DENNIS	DENNIS	DENNIS	DENNIS
WHP Part No.	5S2/40083DEN	5S2/40084DEN	5S2/40085DEN	5S2/40086DEN	5S2/40087DEN	5S2/40088DEN	5S2/42000DEN	5S2/50031DEN
Description	Aluminium Bodied Tandem FAN & Power Steering Pump with Valve for Bus	Aluminium Bodied Tandem Power Steering & Fan Drive Pump with Flow Control & Relief Valve for Bus	Aluminium Bodied Tandem Power Steering Pump with Flow Control & Relief Valve for Bus	Aluminium Bodied Tandem Power Steering & Fan Drive Pump with Flow Control & Relief Valve for Bus	Aluminium Bodied Tandem Power Steering & Fan Drive Pump with Flow Control & Relief Valve for Bus	Aluminium Bodied Tandem Power Steering & Fan Drive Pump with Flow Control & Relief Valve for Bus	Aluminium Bodied Tandem Main Pump for Bus	Aluminium Bodied Tandem Main Pump with Flow Control & Relief Valve for Bus
OEM Part number	651673	655269	656610	658085		658863	656921	658534
Number on Product	A15/15L 28766	C15.2/18.5L 34280/160	A18.5/18.5 36216/160	A28.0/18.5L 37781160	C15.2/15.2L 38140/120	C18.5/18.5L 38371/160	A22.4L/18.5L 36515	C15.2/15.2L 37143120
OEM Model numbers	Dominator	SLF Lance						
Weight (kg)	5.68	6.448	6.96	10.32	6.96	7.58	7.719	7.042









FOR PRICES contact WHP or refer to website www.whp.co.uk								
OEM	DENNIS	DENNIS EAGLE	DERRUPE	DESTA	DESTA	DEUTZ	DEUTZ	DEUTZ
WHP Part No.	5S2/40077DEN	5S2/44401SAU	5S1/40049DER	5C1/24200DES	5C1/41000DES	5B1/57006DTZ	5B1/1517222524	5B1/40022FAH
Description	Aluminium Bodied Tandem Main & Power Steering Pump with Flow Control & Relief Valve for Bus	Aluminium Bodied Tandem Main & Power Steering Pump with Flow Control & Relief Valve for Dustcart	Aluminium Bodied Single Power Steering Pump for Excavator	Aluminium Bodied Single Main Pump for Fork Truck	Cast Iron Bodied Single Main Pump for Forklift	Aluminium Bodied Single Main Pump for Tractor	Aluminium Bodied Tandem Back Section Auxiliary Pump for Tractor	Aluminium Bodied Single Main Pump for Combine
OEM Part number	658697	616548				4427376		
Number on Product	A23.0/15.2L 38270/120	A15.2/15.2L 38005/160	A8.2L 26091	T16.R16 104	2-DC 25L	0510 725 093	1517 222 524	0510 515 320
OEM Model numbers			HD60	AV20		Agritron P600	4.70, 4.57, 4.31, 4.50, 4.51, 4.71, 6.05, 6.07, 85, 90, 110, 120, 145 DX80, 86, 92,	922, M900, 1080
Weight (kg)	7.36	6.96	3.2	2.749	5.5	7.3	2.58	3.03









FOR PRICES contact WHP or refer to website www.whp.co.uk								
OEM	DEUTZ	DEUTZ	DEUTZ	DEUTZ	DEUTZ	DEUTZ	DEUTZ	DEUTZ
WHP Part No.	5B2/52472DTZ	5B2/54366DTZ	5B2/54367DTZ	5B2/55365DTZ	5B2/56451DTZ	5B2/56452DTZ	5S1/32800DTZ	5S1/32802DTZ
Description	Aluminium Bodied Tandem Main Pump for Tractor	Aluminium Bodied Tandem Main Pump for Tractor	Aluminium Bodied Tandem Main Pump for Tractor	Aluminium Bodied Tandem Main Pump for Tractor	Aluminium Bodied Tandem Main Pump for Tractor	Aluminium Bodied Tandem Main Pump for Tractor	Aluminium Bodied Single Main Pump for Tractor	Aluminium Bodied Single Main Pump for Tractor
OEM Part number	1174210		4345365, 1175992	434 5365 117 5992	117 6451 117 9086	117 6451, 117 5999, 4311478, 4345372, 1179086		
Number on Product	0510 665 368	0510 565 324	0510 665 381	0510 665 381 0510 665 341 0510 665 366	0510 765 315	0510 765 337	A31.5L 32800	A25.7L 32591
OEM Model numbers	DX80, DX86, DX92, DX450, DX470, DX457, DX4.31, DX4.50, DX4.51, DX4.70, DX4.71, DX6.05, DX6.07	1300	DX85, 90, 110, 120, 145	DX110, DX120, DX145, DX6.10, DX6.20, DX85, DX90	DX85, DX90, DX110, DX120, DX145, DX360, DX370, DX390, DX610, DX630, DX650, DX608, DX611	DX85, DX90, DX110, DX120, DX145, DX360, DX370, DX390, DX610, 6.08, DX630, DX650	Agritron, CS150	
Weight (kg)	5.4	5	5.5	5.4	6	6.1	3.8	3.635









FOR PRICES contact WHP or refer to website www.whp.co.uk								
OEM	DEUTZ	DEUTZ	DEUTZ	DEUTZ	DEUTZ	DEUTZ	DEUTZ	DRUM
WHP Part No.	5S1/32803DTZ	5S1/32804DTZ	5S1/32805DTZ	5S1/32806DTZ	5S1/32807DTZ	5S1/32801DTZ	5S1/32806DTZ	5S1/39950PTO
Description	Aluminium Bodied Single Main Pump for Tractor	Aluminium Bodied Single Main Pump for Tractor	Aluminium Bodied Single Power Steering Pump for Tractor	Aluminium Bodied Tandem Main Pump for Tractor	Aluminium Bodied Single Power Steering Pump for Tractor	Aluminium Bodied Single Main Pump for Tractor	Aluminium Bodied Single Main Pump for Combine	Aluminium Bodied Single PTO Pump for Lorry
OEM Part number	04426186KB	01175997, 01176453	4309354, 1175656		1176452			
Number on Product	C63.4L 36677	SNP2/19S C004, 0510 615 338	SNP2/17S C004, 0510 615 317	SNP2/14S C004, 0510 515 324, 0510 515 333, 0510 515 328, 0510 515 316, 0510 512 307, 0510 512 303, 0510 512 304, 0510 512 308	GR2/A19LKLB	A36L 33160	SNP2/14S C004, 0510 515 324, 0510 515 333	A56L 27239
OEM Model numbers		5005, 6005, 9005, 6806, 7206, 8006, 9006, 6207, 6507, 6507C, DX140, DX160, DX390 6567	DX55, DX160, DX330, DX350, DX370, DX710 7206, 4505-620, 6206, 7207-400, 7206-600, 370,6240,	DX160, DX330, DX350, DX370, DX710, D10006, D4006, D4007, D4506, D4507, D5006, D5206, D5207, D5505, D5506, D6006, D6206, D6207, D6806, D6807, D7006, D7206, D9006, DX2030V, DX3.10, DX3.90, DX36V, DX50V, DX55V/4WD 7206	DX 3.30SC , DX 3.30VC DX3.50SC, DX3.57, DX3.50VC, DX3.60VC, DX3.70, DX3.80, DX3.90 10-13006, 55-6507-68, 6207	Agritron 110 , CS150	922, M900, 1102	
Weight (kg)	7.033	2.8	2.7	2.7	3.5	4.15	2.7	7.3









FOR PRICES contact WHP or refer to website www.whp.co.uk								
OEM	DYNAPAC	DYNAPAC	DYNAPAC	DYNAPAC	DYNAPAC	EARBY ENGINEERING	EICHER	ELGIN SWEEPERS
WHP Part No.	5S1/41300DYN	5U1/42091DYN	5U1/42176ULT	5U1/45001DYN	5U3/40268ULT	5U1/41107CHE	5S1/39879PER	5S3/45010ELG
Description	Aluminium Bodied Single Main Pump for Roller	Aluminium Bodied Single Main & Power Steering Pump with Load Sense Valve for Roller	Aluminium Bodied Single Main & Power Steering Pump with Load Sense & Relief Valve for Roller	Aluminium Bodied Single & Power Steering Pump with Load Sense Valve for Roller	Aluminium Bodied Triple Main Pump for Roller	Aluminium Bodied Single PTO Pump for Lorry	Aluminium Bodied Single Power Steering Pump for Tractor	Cast Iron Bodied Triple Main Pump for Sweeper
OEM Part number	284175		359147	358993			3167386M	1059311
Number on Product	SNP2/7D C002 RZS-F	8304, 333/9111/413	5847	5848	4531	0906	4982 C5.9L 19847	C14/14/14.3L 37937
OEM Model numbers				CC222	LP850P		4048	
Weight (kg)	2.615	0.38	5.5	5.126	6.6	7.6	2.16	11.171









FOR PRICES contact WHP or refer to website www.whp.co.uk								
OEM	EMERSON	EQUIDERTMA	ERF	ERF	ERF	ERF	ERF	ERF
WHP Part No.	5U1/41147EME	5U1/41100EQU	5S1/40105ERF	5S1/40106LEY	5S1/41212PSP	5S1/41217ERF	5S1/41218ERF	550/1/29166
Description	Aluminium Bodied Single Main Pump for Power System	Aluminium Bodied Single Pump	Aluminium Bodied Single Power Steering Pump with Flow Control & Relief Valve for Truck	Aluminium Bodied Single Power Steering Pump for Truck	Aluminium Bodied Single Power Steering Pump with Flow Control & Relief Valve for Truck	Aluminium Bodied Single Power Steering Pump with Flow Control & Relief Valve for Truck	Aluminium Bodied Single Power Steering Pump with Flow Control & Relief Valve for Truck	Aluminium Bodied Single Power Steering Pump for Truck and Bus
OEM Part number			82667-4	NCK2899 086939-6	054252-3	70225-7	100066-6	112873-0
Number on Product	0585, 19207 12277546 OPL009C 60	8477	C15L 19032	C15L 19034	A15L 17416	A15L 27621	A15L 27045	C31.5L 29166
OEM Model numbers					4X2	4X2	E6 with a Perkins Engine	
Weight (kg)	1.4	3.3	3.58	3.61	3.915	3.761	3.798	7.06









FOR PRICES contact WHP or refer to website www.whp.co.uk								
OEM	EXTEC	EXTEC	EXTEC	EXTEC	EXTEC	EXTEC	EXTEC	EXTEC
WHP Part No.	5U1/39704FIN	5U1/41166EXT	5U1/42053EXT	5U2/40055EXT	5U2/40100EXT	5U2/40314ULT	5U2/40315EXT	5U3/40140EXT
Description	Aluminium Bodied Single Main Pump for Screener	Aluminium Bodied Single Auxiliary Pump for Screen	Aluminium Bodied Single Secondary Pump for Screen	Aluminium Bodied Tandem Main Pump for Screening Plant	Cast Iron Bodied Tandem Main Pump for Screening Plant	Aluminium Bodied Tandem Main Pump for Screening Machine	Aluminium Bodied Tandem Main Pump for Crusher	Cast Iron & Aluminium Bodied Triple Main Pump for Screening Plant
OEM Part number	HP205	HP240	HP202	HP201	HP203	HP006	HP235	HP225C
Number on Product	2857	9572	4814	5173	6269	3124	7716	0420 1101
OEM Model numbers		Turbotrack				5000S		
Weight (kg)	5.9	2.77	3.208	10.093	23.98	10.5	5.75	24.604









FOR PRICES contact WHP or refer to website www.whp.co.uk								
OEM	EXTEC	EXTEC	FANTUSI	FARWICK KOMTECH	FENDT	FENDT	FENDT	FENDT
WHP Part No.	5U3/40278ULT	5U3/40280EXT	5S1/50000FAN	5C3/41010FAR	5B2/55365DTZ	5B2/56000DTZ	5B2/58362FEN	5B2/58366FEN
Description	Cast Iron & Aluminium Bodied Triple Main Pump for Screen	Cast Iron Bodied Triple Main Pump for Screening Machine	Aluminium Bodied Single Main & Power Steering Pump with Flow Control & Relief Valve for Forklift	Aluminium Bodied Triple Main Pump for Waste Machine	Aluminium Bodied Tandem Main Pump for Tractor	Aluminium Bodied Tandem Main Pump for Tractor	Aluminium Bodied Tandem Auxiliary & Power Steering Pump for Tractor	Aluminium Bodied Tandem Main Pump for Tractor
OEM Part number	HP225	HP200			F279940050010			G385 940 010 010
Number on Product	9078	4815	3PB46/S/S5553/VP10	3339531037-2001 0060	0510 665 341 0510 665 366 0510 665 381	0510 665 382	0510 665 333	0510 665 375
OEM Model numbers		Turbo			204P, 205P, 305, 306, 307, 308, 309, 310, 311, 312, LS+LSA	Farmer 280 PA	303, 304, 305, 306, 308, 309 (ALL LS), 275S, 270P, 280P, 247	Favorit 611S/LS, 108LS
Weight (kg)	24.88	28.5	10.0	15.44	5.4	5.3	5.9	6.1









FOR PRICES contact WHP or refer to website www.whp.co.uk								
OEM	FENDT	FENDT	FENDT	FENDT	FENWICK	FERMEC	FERMEC	FERMEC
WHP Part No.	5B3/41000FEN	5S1/32805DTZ	5S1/32806DTZ	5S1/32807DTZ	5U1/39905LAN	5S1/39906MF	5S1/39996DOV	5S1/40051MF
Description	Aluminium Bodied Triple Main, Auxiliary & Power Steering Pump for Tractor	Aluminium Bodied Single Main Pump for Tractor	Aluminium Bodied Tandem Auxiliary & Power Steering Pump for Tractor	Aluminium Bodied Single Power Steering Pump for Tractor	Aluminium Bodied Single Main Pump for Forklift	Aluminium Bodied Single Power Steering Pump with Inbuilt Relief Valve for Excavator	Aluminium Bodied Single Power Steering Pump with Flow Control & Relief Valve for Tractor	Aluminium Bodied Single Power Steering Pump with Relief Valve for Excavator
OEM Part number		G281 940 100 010	G144 940 012 010	G278 941 100 010		1685031M92	3510011M91	3510928M91
Number on Product	0510 665 396	SNP2/17S C004, 0510 615 317	SNP2/14S C004, 0510 512 302/307, 0510 515 316	GR2/A19LKLBB	4194	A8.0L 27364	C15L 26718	C6.3L 30478
OEM Model numbers		250GT, 275GT, 380GT, 102S, 103S, 104S, 105S/LS, 106S/LS, 108S/LS, 610S/LS, 611S/LS, 612S/LS, 614S/LS, 615S/LS	200S, 200V, 203V, 203P	Farmer 100R, 102S, 103S, 104S, 105S/LS, 106S/LS, 108S/LS, 304LS, 305LS, 306LS, 308LS	SS30	MF86, 50HX, 14K, 50E	40E	30E 40E
Weight (kg)	7.8	2.7	2.7	3.5	6.9	2.83	4.906	2.52









FOR PRICES contact WHP or refer to website www.whp.co.uk								
OEM	FERMEC	FERMEC	FERMEC	FERMEC	FERMEC	FERMEC	FERMEC	FERMEC
WHP Part No.	5S1/40052MF	5S1/41240FER	5S3/40100FER	5U1/39907MF	5U1/39908MF	5U1/39909MF	5U1/41140FER	5U1/41142FER
Description	Aluminium Bodied Single Power Steering Pump with Relief Valve for Tractor	Aluminium Bodied Single Power Steering Pump for Excavator	Aluminium Bodied Triple Main Pump for Mini Excavator	Aluminium Bodied Single Main Pump for Loader	Aluminium Bodied Single Main pump for Excavator	Aluminium Bodied Single Main Pump for Excavator	Aluminium Bodied Single Main Pump for Excavator	Aluminium Bodied Single Power Steering Pump for Excavator
OEM Part number	3506730M91	6005495M91	60005000M91	1884224M92	1471544M91	845530M91	3510010M91	3521172M92 3518555M91
Number on Product	C6.3L 30477	C4.6L 35461	C4.6/7.2/7.2L 35619	9264	0927	0881/0899	0728	0153
OEM Model numbers	30E	128		MF40	30H, 20F, 30E	50A, 50, 250 Loader and 252 Digger	20F	750, 860
Weight (kg)	2.5	2.905	6.011	7.1	7.1	7.6	5.8	3.1









FOR PRICES contact WHP or refer to website www.whp.co.uk								
OEM	FERMEC	FERMEC	FERMEC	FERMEC	FERMEC	FERMEC	FERRAG	FIAT
WHP Part No.	5U1/41141MF	5U1/41170FER	5U1/42242ULT	5U2/40069MF	5U2/40070MF	5U2/40071EXC	5S1/49900FER	5G1/39878FIA
Description	Aluminium Bodied Single Main Pump for Excavator	Aluminium Bodied Single Power Steering Pump for Excavator	Cast Iron Bodied Single Main Pump for Excavator	Cast Iron Bodied Tandem Main Pump for Excavator	Cast Iron Bodied Tandem Main Pump for Excavator	Cast Iron Bodied Tandem Main Pump for Excavator	Aluminium Bodied Single Main Pump for Sprayer	Aluminium Bodied Single Main Pump for Excavator
OEM Part number	3510009M91	657214		3518758M91 3518079M92	3522451M91 3522451M92	6102161M91		8273356
Number on Product	0729	9567	6138	5785, 99649	4106, 40684	7871	SNP2/6D C001	TAP60-200 60D C001/9E
OEM Model numbers	20, 30	750, 860, 850, 865, 965	660, 650	750, 760, 860	860	860		AD-BD14, BD10
Weight (kg)	6.1	2.8	14	26.5	25.8	24.565	2.4	14.718









FOR PRICES contact WHP or refer to website www.whp.co.uk								
OEM	FIAT	FIAT	FIAT	FIAT	FIAT ALLIS	FIAT ALLIS	FIAT ALLIS	FIAT ALLIS
WHP Part No.	5S1/40045FIA	5S1/50010FIA	5S1/50011FIA	5U1/41124FIA	5C2/41000FIA	5D1/35000FIA	5S1/40040FIA	5S1/40043FIA
Description	Aluminium Bodied Single Main Pump for Forklift	Aluminium Bodied Single Power Steering Pump with Flow Control & Relief Valve for Forklift	Aluminium Bodied Single Power Steering Pump with Flow Control & Relief Valve for Forklift	Cast Iron Bodied Single Main & Power Steering Pump with Flow Control & Relief Valve for Forklift	Cast Iron Bodied Tandem Main Pump for Excavator	Cast Iron Bodied Single Main Pump for Excavator	Aluminium Bodied Single Main Pump for Bulldozer	Aluminium Bodied Single Main Pump for Bulldozer
OEM Part number		9447313	9462041	9449393, 9451461	73058284	73058283	79070083 8273356	
Number on Product	SNP2/17S FR03	2PB21/D FSA-B-VPS 10/65-9447313	2PB22/5D/B54S2 612281342	5113	3139320069 P742078	P818226 73058283	TAP60-200/148 S SC01 FAL	TAP60-200/130 S SC01 FBT
OEM Model numbers	E15M	B120CL			645B	645B		
Weight (kg)	2.5	3.226	3.3	18.0	33.5	6.4	17.138	16.603









FOR PRICES contact WHP or refer to website www.whp.co.uk								
OEM	FIAT ALLIS	FIAT ALLIS	FIAT ALLIS	FIAT ALLIS	FIAT ALLIS	FIAT ALLIS	FINLAY	FINLAY
WHP Part No.	5S1/40044FIA	5S1/40059FIA	5S1/40060FIA	5S2/39938FIA	5S2/39939FIA	5U2/42280ULT	5U1/39700FIN	5U1/39701FIN
Description	Aluminium Bodied Single Main Pump for Bulldozer	Aluminium Bodied Single Main Pump for Bulldozer	Aluminium Bodied Single Main Pump for Crawler	Aluminium Bodied Tandem Main Pump for Bulldozer	Aluminium Bodied Tandem Main Pump for Bulldozer	Cast Iron Bodied Tandem Main Pump with Load Sense for Excavator	Aluminium Bodied Single Main Pump for Screen	Aluminium Bodied Single Main Pump for Screen
OEM Part number	79031140	79031143	79031139/ 8293307	79066183, 79066184	76041341	85805245		
Number on Product	79031140/4674 8B	TAP60/200 148 S SC01 SAK	TAP60-200 106 S SC01 RDF	PNN19+8S C041 WFX1, AW04/958 AW04/608	SNP3/55D SC 47/9G SNP3/26D SC 11 A/9G	9555	5299, 3339111559	8520
OEM Model numbers		FD20	AD 14B, AD-BD10, 14C, FD14	FD10C, FD-14-E Turbo, 14C, L14E IT07		SB100		
Weight (kg)	14.142	15.677	15.677	4.6	14.0	25.5	6.5	6.1









FOR PRICES contact WHP or refer to website www.whp.co.uk								
OEM	FINLAY	FINLAY	FINLAY	FINLAY	FINLAY	FINLAY	FINLAY	FINLAY
WHP Part No.	5U1/39702FIN	5U1/39703FIN	5U1/39704FIN	5U1/39705FIN	5U1/39706FIN	5U1/39707FIN	5U1/39708FIN	5U1/39709FIN
Description	Aluminium Bodied Single Main Pump for Screener	Aluminium Bodied Single Main Pump for Screener	Aluminium Bodied Single Main Pump for Screener	Aluminium Bodied Single Main Pump for Screener	Aluminium Bodied Single Main Pump for Screener	Aluminium Bodied Single Main Pump for Screener	Aluminium Bodied Single Main Pump for Screener	Aluminium Bodied Single Main Pump for Screener
OEM Part number	10242044	10242040	10242038	10242046	10242048	10242042	10242026	10242018
Number on Product	2860	2858	2857	2861	1793	2859	2881	2881
OEM Model numbers	Sceening Plant							
Weight (kg)	7.5	6.3	5.9	7.5	7.8	7.4	5.9	5.9









FOR PRICES contact WHP or refer to website www.whp.co.uk								
OEM	FINLAY	FINLAY	FINLAY	FINLAY	FINLAY	FINLAY	FODEN	FODEN
WHP Part No.	5U1/39710FIN	5U1/39711FIN	5U1/39712FIN	5U1/39713FIN	5U2/40061FIN	5U2/39870TAN	5S1/39876FOD	5S1/39877FOD
Description	Aluminium Bodied Single Main Pump for Screener	Aluminium Bodied Single Main Pump for Screener	Aluminium Bodied Single Main Pump for Screener	Aluminium Bodied Single Main Pump for Screener	Aluminium Bodied Tandem Main Pump for Screen	Aluminium Bodied Tandem Main Pump for Screen	Aluminium Bodied Single Power Steering Pump with Flow Control & Relief Valve for Dumptruck	Aluminium Bodied Single Power Steering Pump with Flow Control & Relief Valve for Truck
OEM Part number	10242022	10242024	1024	10243097	10243043	10.24.3035		
Number on Product	2883	2884	9253	2865 3898	2264	1714	C15L 30633	C22.4L 30623
OEM Model numbers								
Weight (kg)	7.4	7.5	7.8	11.5	9.2	10.4	3.575	4.238









FOR PRICES contact WHP or refer to website www.whp.co.uk								
OEM	FODEN	FODEN	FODEN	FORD	FORD	FORD	FORD	FORD
WHP Part No.	5S1/39878FOD	5S1/39879FOD	5S1/39880FOD	5S1/39905FOR	5S1/39922DOR	5S1/39953DOV	5S1/39955FOR	5S1/39957FOR
Description	Aluminium Bodied Single Power Steering Pump with Flow Control & Relief Valve for Truck	Aluminium Bodied Single Power Steering Pump for Truck	Aluminium Bodied Single Power Steering Pump with Flow Control & Relief Valve for Truck	Aluminium Bodied Single Power Steering Pump for Engine	Aluminium Bodied Single Timing Case Pump for Engine	Aluminium Bodied Single Pump for Engine	Aluminium Bodied Single Main Pump for Engine	Aluminium Bodied Single Pump for Engine
OEM Part number			02761912		8485			
Number on Product	A20L 28004	A22.4L 27355	C42L 12073	A25.7L 34643	C15L 08485	C19.1L 26639	A32.7L 08882	C24.5L 08877
OEM Model numbers			4,6,8 Wheeler		2700 Dorset	Dover Engine Pump	2700, 2720	
Weight (kg)	4.14	5	3.755	4.45	4.71	3.8	5.474	4.514









FOR PRICES contact WHP or refer to website www.whp.co.uk								
OEM	FORD	FORD	FORD	FORD	FORD	FORD	FORD	FORD
WHP Part No.	5S1/39958FOR	5S1/39965DOR	5S1/39968FOR	5S1/39969FOR	5S1/39995DOV	5S1/40004DOR	5S1/40005DOR	5S1/40006DOR
Description	Aluminium Bodied Single Power Steering Pump with Flow Control and Relief Valve for Engine	Aluminium Bodied Single Power Steering Pump with Flow Control and Relief Valve for Engine	Aluminium Bodied Single Pump for Engine	Aluminium Bodied Single Power Steering Pump for Engine	Aluminium Bodied Single Main Pump for Engine	Aluminium Bodied Single Timing Case Pump for Engine	Aluminium Bodied Single Main Pump for Engine	Aluminium Bodied Single Main Pump for Engine
OEM Part number	11565				8978			
Number on Product	A19.1L 11565	C15L 08496	A24.5L 08881	A19.1L 17450	C11.4L 26637	C8.2L 08977	C11.4L 08978	C15L 08979
OEM Model numbers		2700 (Dorset Engine)	2720 Engine		Dover 2700, 2720	Dorset 2700	2700 (Dorset Engine)	2700 (Dorset Engine)
Weight (kg)	3.626	4.89	4.86	3.15	3.6	3.2	3.809	3.262









FOR PRICES contact WHP or refer to website www.whp.co.uk								
OEM	FORD	FORD	FORD	FORD	FORD	FORD / COUNTY	FORD / COUNTY	FORD / COUNTY
WHP Part No.	5S1/40007DOR	5S1/40017DOV	5S1/40093DOV	5S1/40094DOV	550/1/26638	5S1/39891FOR	5S1/39925DOR	5ST/39902FOR
Description	Aluminium Bodied Single Pump for Engine	Aluminium Bodied Single Main Pump with Flow Control and Relief Valve for Engine	Aluminium Bodied Single Pump for Engine	Aluminium Bodied Single Timing Case Pump for Engine	Aluminium Bodied Single Main Pump for Engine	Aluminium Bodied Single Power Steering Pump with Inbuilt Flow Control & Relief Valve for Tractor	Aluminium Bodied Single Power Steering Pump with Flow Control & Relief Valve for Tractor	Aluminium Bodied Tank Type Power Steering Pump for Tractor
OEM Part number						CFT29104	6F3670	D8NN3K514EC
Number on Product	C19L 08980	C15L 26702	C4.5L 26634	C8.2L 26636	C15L 26638	C15L 08492	C15L 08495	83959532 19656
OEM Model numbers		Dover Engine	2720 Dover	2720 Dover	Dover Engine	954, 1004 & 1124, 6 Cylinder Machines, Super 6	654	754 (from 8-K-7 TO 9-B-28)
Weight (kg)	3.47	4.918	3.36	3.37	3.7	4.73	3.9	4.3









FOR PRICES contact WHP or refer to website www.whp.co.uk								
OEM	FOSTER	FREIGHTLINER	FURUKAWA	GARFORD	GEHL	GEHL	GEHL	GEHL
WHP Part No.	5S1/32000FOS	5S1/41320FRE	5K1/35001FUR	5U2/39910GAR	5C1/70142RFD	5S2/39939GHL	5C1/70142RKY	5U2/40340GEH
Description	Aluminium Bodied Single Main Pump for Digger	Aluminium Bodied Single Main & Power Steering Pump with Flow Control and Relief Valve for Truck	Aluminium Bodied Single Main Pump for Forklift	Aluminium Bodied Tandem Main Pump for Sugar Beet Harvester	Aluminium Bodied Single Piston Pump for Skidsteer	Aluminium Bodied Tandem Main Pump for Skidsteer C/W Planer	Aluminium Bodied Front Section Aerial Piston Pump for Skidsteer	Cast Iron Bodied Tandem Main & Power Steering Pump with Load Sense Valve for Forklift
OEM Part number			339231-41000					
Number on Product	SNP2/19D C001	C35.5L 35763160140	KZP4-12AN (4H2802)	3243	70142 RFR	SNP2/19D SC46/OC SNP2/17D FR03/OC	70142RKY 70142RRF	7995
OEM Model numbers	D2P				Loader	4610	560	
Weight (kg)	3.0	13.43	2.32	9.8	11.0	5.78	10.11	32.5









FOR PRICES contact WHP or refer to website www.whp.co.uk								
OEM	GEORGE TUTHILL	GLOUCESTER SARO	GROVE	GROVE	GROVE COLES	HALDEX	HALLA	HALLA
WHP Part No.	5U1/39702FIN	5S2/40018GLO	5H1/40082GRO	5S1/39940GRO	5C1/26012LAE	5B2/40024SM	5C1/45000HAL	5U1/41121HAL
Description	Aluminium Bodied Single Main Pump for Apple Shaker	Aluminium Bodied Tandem Main Pump for Fire Engine	Cast Iron Bodied Single Main Pump for Crane	Aluminium Bodied Single Power Steering Pump with Flow Control & Relief Valve for Crane	Aluminium Bodied Single Main Pump for Crane	Aluminium Bodied Single Pump	Aluminium Bodied Single Main Pump for Forklift	Aluminium Bodied Single Lift & Power Steering Pump for Forklift
OEM Part number							927642	
Number on Product	2860	SNP2/25D SC 46/2J SNP2/8D FR03 E/2J	P2C1617B8E5A	C15L 26098	26012 LAE	183039912020 0909	3339110183	8066
OEM Model numbers					625			FAC 06/032
Weight (kg)	7.5	5.65	11.0	3.6	3.62	15.8	12.0	7.2









FOR PRICES contact WHP or refer to website www.whp.co.uk								
OEM	HALLA	HALLA	HAMECH	HANOMAG	HANOMAG	HANOMAG	HANOMAG	HANOMAG
WHP Part No.	5U1/41122HAL	5U1/42189HAL	5U1/35000HAM	5B2/38000HAN	5S1/32706NH	5S1/40042MF	5S1/40101HAN	5S1/40102HAN
Description	Aluminium Bodied Single Pump with Valve for Forklift	Aluminium Bodied Single Main & Power Steering Pump with Load Sense Valve for Forklift	Aluminium Bodied Single Main Pump for Forklift	Aluminium Bodied Tandem Main Pump for Excavator	Aluminium Bodied Single Main Pump for Backhoe	Aluminium Bodied Single Torque Converter Pump for Tractor	Aluminium Bodied Single Main Pump for Excavator	Aluminium Bodied Single Main Pump for Tractor
OEM Part number	927642	"SAC1000010 / FCA1000010 8044142"				2824438M91		
Number on Product	5738	5024	6398	0510 566 002	SNP2/17S C002	S1324	A32.7L 16320	SNP2/11D FR03 0510 545 001
OEM Model numbers	HDF30	HDF25				400C, 400D, D400C, 500C, 700C		Favorit 501
Weight (kg)	7.7	8.4	2.9	4.3	3.0	2.1	5.2	2.5









FOR PRICES contact WHP or refer to website www.whp.co.uk								
OEM	HANOMAG	HARDALL	HAYTER	HAYTER	HAYTER/BEAVER	HAYTER/BEAVER	HAYTER/BEAVER	HAYTER/BEAVER
WHP Part No.	5S1/40110CAS	5S1/48100HAR	5C4/41011HAY	5U3/40118HAY	5S1/32300HAY	5S1/38000HAY	5S2/35000BEA	5U3/40118HAY
Description	Aluminium Bodied Single Power Steering Pump for Tractor	Aluminium Bodied Single Auxiliary Pump for Compactor	Aluminium Bodied Quadruple Main Pump for Mower	Aluminium Bodied Triple Main Pump with Relief Valve for Mower	Aluminium Bodied Single Main Pump for Mower	Aluminium Bodied Single Main Pump for Mower	Aluminium Bodied Tandem Main Pump for Mower with Relief Valve	Aluminium Bodied Triple Main Pump with Relief Valve for Mower
OEM Part number			66-07-002	65.06.347			70-06-045	
Number on Product	SNP2/8S C005 0510 415 311 0510 415 306 0510 415 313	TFP 100 4.3D C001	5108, 3339541009	5948	SNP2/17D C001	SNP3/22D C041	A15.7/5L 32467	5948
OEM Model numbers	Granit 501					LM508 & TM508	416	TM708
Weight (kg)	2.3	1.2	16.2	15.0	2.9	6.2	5.4	15.0









FOR PRICES contact WHP or refer to website www.whp.co.uk								
OEM	HAYTER/BEAVER	HITACHI	HITACHI	HITACHI	HITACHI	HITACHI	HITACHI	HITACHI
WHP Part No.	5U3/40279ULT	5K1/48020HIT	5K1/48021HIT	5K2/49002HIT	5K2/49005KUB	5K2/49020HIT	5K2/49021HIT	5K2/49022HIT
Description	Aluminium Bodied Triple Main Pump for Mower with Relief Valve	Aluminium Bodied Single Main Pump for Excavator	Aluminium Bodied Single Main Pump for Excavator	Aluminium Bodied Tandem Main Pump for Excavator	Aluminium Bodied Tandem Main Pump for Mini Excavator	Aluminium Bodied Tandem Main Pump for Mini Excavator	Aluminium Bodied Tandem Main Pump for Excavator	Aluminium Bodied Tandem Main Pump for Excavator
OEM Part number		4035495	X4292751			X4263772	X4201822	X4228542
Number on Product	3856	KRP4-17AE	KRP4-33CJSSW 3L1602	KRP4-13-13CBN	KRP4-8-8C	KRP4-9-33CJ 2L3AR	KRP4-12-33CJN 40A0902	KRP4-17-5CJN
OEM Model numbers		UH083, UH261, UH83, EX300		EU30, EU40, UE30				EX700
Weight (kg)	6.781	3.1	3.725	5.6	4.3	6.357	6.311	5.55









FOR PRICES contact WHP or refer to website www.whp.co.uk								
OEM	HITACHI	HITACHI	HITACHI	HITACHI / KORING	HMI	HOULDER	HYDROMATIK	HYMAC
WHP Part No.	5K3/48021HIT	5S2/39938FIA	5S2/50010HIT	5Z1/40065KOR	5C2/25388RAF	5S1/32702NH	5U1/42075HYD	5H3/40046HYM
Description	Aluminium Bodied Triple Main Pump for Excavator	Aluminium Bodied Tandem Main Pump for Bulldozer	Aluminium Bodied Tandem Main Pump for Mini Excavator	Aluminium Bodied Single Main Pump for Excavator	Aluminium Bodied Tandem Main Pump for Skidsteer	Aluminium Bodied Single Main Pump for Tractor	Aluminium Bodied Single Secondary Pump for Transmission	Cast Iron Bodied Triple Main Pump for Excavator
OEM Part number		79066184, 76043440					09831940	4027327
Number on Product	KP2119-19-81CAMS	PNN 19+8S C041 WFX1, AW04/958 AW04/608	A7-7R873 013-00062	307002-4210	25388 RAF, 26513 RAA	SNP2/11S C002 0510 520 309 0510 525 311	6935	PAA19090907C3
OEM Model numbers	UE50	DX195	EX15	EX 200	Hydromac	A55		
Weight (kg)	8	4.6	3.498	2.7	5.2	2.65	2.671	56.0









FOR PRICES contact WHP or refer to website www.whp.co.uk								
OEM	HYMAC	HYSTER	HYSTER	HYSTER	HYSTER	HYSTER	HYSTER	HYSTER
WHP Part No.	5H3/40047HYM	5C1/24337RAD	5C1/24386RAJ	5C1/26007LZC	5C1/40020HYS	5C1/51020HYS	5C2/24285RAB	5C2/24385RAP
Description	Cast Iron Bodied Triple Main Pump for Excavator	Aluminium Bodied Single Main Pump with Flow Control Valve for Forklift	Aluminium Bodied Single Main & Power Steering Pump for Forklift	Aluminium Bodied Single Main Pump for Forklift	Cast Iron Bodied Single Main & Power Steering Pump with Priority Flow Control for Forklift	Cast Iron Bodied Single Main Pump for Forklift with Priority Flow Control for Forklift	Aluminium Bodied Tandem Main & Power Steering Pump for Forklift	Aluminium Bodied Tandem Main & Power Steering Pump for Forklift
OEM Part number	4027333							
Number on Product	P2AP19111107 C198	24337 RAD	24386 RBW	25304 LSC, 26007 LZC	349110117, 3249110140, 3249110078	3249110140, 3249110117	24285 RAB	24385 RAP
OEM Model numbers	580D	A10E	E80AS, E40A	S40B	H400XL5	4 TON XL.6	E30B	E25
Weight (kg)	57.5	3.3	3.9	2.8	23.0	23.77	4.3	3.5









FOR PRICES contact WHP or refer to website www.whp.co.uk								
OEM	HYSTER	HYSTER	HYSTER	HYSTER	HYSTER	HYSTER	HYSTER	HYSTER
WHP Part No.	5C2/24386RAS	5C2/24387RAF	5C2/55000HYS	5K1/46000HYS	5K1/46001HYS	5K1/46002HYS	5K1/46003HYS	5K1/46004HYS
Description	Aluminium Bodied Tandem Main & Power Steering Pump for Forklift	Aluminium Bodied Tandem Main & Power Steering Pump for Forklift	Cast Iron Bodied Tandem Main Pump for Forklift	Aluminium Bodied Single Main & Power Steering Pump with Flow Control & Relief Valve for Forklift	Aluminium Bodied Single Main & Power Steering Pump with Flow Control & Relief Valve for Forklift	Aluminium Bodied Single Main & Power Steering Pump with Inbuilt Flow Control & Relief Valve for Forklift	Aluminium Bodied Single Main & Power Steering Pump with Inbuilt Flow Control & Relief Valve for Forklift	Aluminium Bodied Single Main Pump for Forklift
OEM Part number	228908 / 269533	181906		1327878, 1324536, B5800-10501	1327879, 1324537	309076	309075 313841	368615, 1455761
Number on Product	24386 RAS	24387 RAF	3229529025	KRP4-25CVQN 1459698	KRP4-25AVQN 1459699	KRP4-23AVEN	KRP4-23CVEN	1455761 4C2302
OEM Model numbers	E20A, E60BS, 36/48V E30-50B, 72/80V E30-60BS	E60B, E40B	H13 1200XL	H40XL, H200XL GAS, H40	H40XL 3TON, H40XL, H250XL	H40XL, H30XL, 1.5XL	H40XL, S1.5XL	1.75XL, E200XL, E300XL, J2.5XL, J200XL
Weight (kg)	3.5	3.8	51.0	5.2	5.2	5.1	5.1	3.2









FOR PRICES contact WHP or refer to website www.whp.co.uk								
OEM	HYSTER	HYSTER	HYSTER	HYSTER	HYSTER	HYSTER	HYSTER	HYSTER
WHP Part No.	5K1/46005HYS	5K1/46006HYS	5K1/46007HYS	5K1/46008HYS	5K1/46009HYS	5K1/46010HYS	5K1/46011HYS	5K1/46012HYS
Description	Cast Iron Bodied with Aluminium End Plates Single Main & Power Steering Pump for Forklift	Cast Iron & Aluminium Bodied Single Main & Power Steering Pump with Flow Control	Aluminium Bodied Single Main & Power Steering Pump with Flow Control & Relief Valve for Forklift	Aluminium Bodied Single Main & Power Steering Pump with Flow Control & Relief Valve for Forklift	Aluminium Bodied Single Main & Power Steering Pump with Flow Control & Relief Valve for Forklift	Cast Iron & Aluminium Bodied Single Main & Power Steering Pump with Flow Control & Relief Valve for Forklift	Aluminium Bodied Single Main & Power Steering Pump with Flow Control & Relief Valve for Forklift	Cast Iron & Aluminium Bodied Single Main & Power Steering Pump with Flow Control & Relief Valve for Forklift
OEM Part number	1375163	& Relief Valve for Forklift	8504539	0341794, 34791	1458800, 0341793	8504564	8504540	1351311, 1455407
Number on Product	8504567	8504566	KZP4-25CVRT	KRP4-27AVEN	KRP4-27CVEN	8504564	KZP4-25CVRZ 8504540	8504571
OEM Model numbers	HT250XM HT 2.5 XN	2.50		S60XL			H700XL	H40-65XM, S40-65XM
Weight (kg)	9.6	5.898	4.82	5.122	5.16	5.196	4.833	5.365




FOR PRICES contact WHP or refer to website www.whp.co.uk								
OEM	HYSTER	HYSTER	HYSTER	HYSTER	HYSTER	HYUNDAI	HYUNDAI	HYUNDAI
WHP Part No.	5K1/46013HYS	5K1/46014HYS	5K1/48502KAY	5S1/39980HYS	5U1/45010HYS	5U1/41320HYU	5U2/40090HYU	5U3/40220HYU
Description	Aluminium Bodied Single Main & Power Steering Pump with Flow Control & Relief Valve for Forklift	Cast Iron & Aluminium Bodied Single Main & Power Steering Pump with Flow Control & Relief Valve for Forklift	Cast Iron & Aluminium Bodied Single Main & Power Steering Pump for Forklift	Aluminium Bodied Single Main Pump for Forklift	Aluminium Bodied Single Main Pump with Flow Control & Relief Valve for Forklift	Aluminium Bodied Single Main Pump with Check, Flow Control & Relief Valve for Forklift	Aluminium Bodied Tandem Main Pump for Loader	Cast Iron & Aluminium Bodied Triple Main Pump for Loader
OEM Part number	1324538	8525937	8504571	340219 / 1367711			34L400010	31L8-00180
Number on Product	KRP4-27CVLN	4K1207	8504571 4B2409	SNP3/50S CI07 DDN	333 9111 446	8702	5099, 3210	8701
OEM Model numbers			S40XM - S65XM D187	700XL		HL750	HL760	HL750, HL730
Weight (kg)	5.13	5.08	5.4	7.139	9.9	6.92	19.775	27.588









FOR PRICES contact WHP or refer to website www.whp.co.uk								
OEM	HYUNDAI	IHC DRESSER	IHI	IHI	IHI	IHI	IHI	IHI
WHP Part No.	5U3/40274ULT	5L1/39854IH	5K3/47501KAY	5K3/48040IH	5K3/48041IH	5S4/41000IH	5S4/41001SHI	5S1/49730IH
Description	Cast Iron Bodied Triple Main Pump for Loading Shovel	Aluminium Bodied Single Power Steering Pump for Loader	Aluminium Bodied Triple Main Pump for Excavator	Aluminium Bodied Triple Main Pump for Mini Excavator	Aluminium Bodied Triple Main Pump for Excavator	Aluminium Bodied Quadruple Main Pump for Excavator	Aluminium Bodied Quadruple Pump for Excavator	Cast Iron & Aluminium Bodied Single Main Pump for Crane
OEM Part number		373966R94				403-21655	40322217	
Number on Product	7177	70935 W050297	50 OKA0 0906	KRP4-12-12-61C	KRP4-8-8-7C	A115-11.5-8.3.5R655 079-01013	YPQ1A121283.5 R217	SGP1A23L988
OEM Model numbers	740	3654		30F , 35F	G27	Chieftain 28G-2, GX28	28PX	DCH800
Weight (kg)	28.5	3.3	6.2	6.4	6.1	7.95	8	3.89









FOR PRICES contact WHP or refer to website www.whp.co.uk								
OEM	IHI	IHI	IHI	IHI	IHI	IMT	IMT	INGERSOLL RAND
WHP Part No.	5S2/50020IH	5Z2/41211IH	5Z2/41218IH	5Z3/41219KIK	5K1/44000IH	5P1/41003IMT	5P1/41004IMT	5C1/70142LAF
Description	Cast Iron & Aluminium Bodied Tandem Main Pump for Crawler Crane	Aluminium Bodied Tandem Main Pump for Mini Excavator	Aluminium Bodied Tandem Main Pump for Mini Excavator	Aluminium Bodied Triple Main Pump for Mini Excavator	Aluminium Bodied Single Main Pump for Mini Excavator	Aluminium Bodied Single Auxiliary Pump for Tractor	Aluminium Bodied Single Auxiliary Pump for Tractor	Aluminium Bodied Axial Piston Pump for Paver
OEM Part number								
Number on Product	FD3-66-16R628	307012-0032 96223	307012-0031, 307012-0032, 28318	307012-0270, 307012-0271, 28318	05CLFRS	3115475 93 4552 E03	3115475 93/1 3498 E03	70142 LBL
OEM Model numbers	CCH500-3	IS-146X2 , IS12JX	IS-146X2 , IS12JX		14G	542, 560, 577	577	340T
Weight (kg)	16.08	4.4	4.569	5.932	1.5	2.275	2.288	10.37









FOR PRICES contact WHP or refer to website www.whp.co.uk								
OEM	INGERSOLL RAND	IRISMANN	IRON FAIRY	ISEKI	ISEKI	IVECO	IVECO	IVECO/FORD
WHP Part No.	5C2/24384RAC	5N1/39800IRI	5H1/40080HYD	5K1/46530MIT	5K1/49017TCM	5S1/36003SAN	550/1/17447	5H1/41022FOR
Description	Aluminium Bodied Tandem Main Pump for Roller	Aluminium Bodied Single Main Pump for Forklift	Cast Iron Bodied Single Main Pump for Crane	Aluminium Bodied Single Main Pump for Tractor	Aluminium Bodied Single Main Pump for Tractor	Aluminium Bodied Single Power Steering Pump for Truck	Aluminium Bodied Single Power Steering Pump for Dump Truck	Cast Iron Bodied Single Power Steering Pump for Lorry
OEM Part number						A09010001		90VB3A674BC OR AC
Number on Product	24384 RAC	PB9RK76	P2A2120G3B26	KP0588AQSS	13CLFSS	A11.4L 01657	A8.2L 17447	26514 OSCBI/2 OR 3
OEM Model numbers				TX1300	545		7675110	Transit, Manuwar 2910, 2920, Maxiwar 2720
Weight (kg)	4	4.7	22.0	1.6	1.8	2.3	2.69	4









FOR PRICES contact WHP or refer to website www.whp.co.uk								
OEM	IVECO/FORD	IVECO/FORD	IVECO/FORD	JACOBSEN	JCB	JCB	JCB	JCB
WHP Part No.	5S1/39926PSP	5S1/39960CUM	5S1/40094PSP	5S2/44330RAN	5C1/24509LBT	5C1/35001JCB	5H1/40025JCB	5H1/40027JCB
Description	Aluminium Bodied Single Power Steering Pump for Truck	Aluminium Bodied Single Power Steering Pump with Flow Control and Relief Valve for Truck	Aluminium Bodied Single Power Steering Pump with Flow Control and Relief Valve for Truck	Aluminium Bodied Tandem Main Pump for Mower	Aluminium Bodied Single Main Pump for Digger	Aluminium Bodied Single Main Pump for Power Pack	Cast Iron Bodied Single Main Pump for Excavator	Cast Iron Bodied Single Main Pump for Excavator
OEM Part number	79HB3A674AA	81DB3A674DC	81DB3A674BC			929/28411	919/21800 919/74500	919/27000 919/74200
Number on Product	A15L 19920	99M 24	A15L 26089	AW13/00 PNN 6+4S SC46 RRX5 1D	24509 LBT	PLP105.8D0-86E1 00373485 05004N	PAP2210G2B2A	P2AP2207G2B4 4A
OEM Model numbers	Trans Cont	Delta 1, Cargo	Delta 1	Green King 5			3C, 3D, 3C11, 3CX, MK3, 3DMK3 1990	3C/4C/3D11/3CS -P6,3CX, 1400
Weight (kg)	3.54	3.279	3.252	4.028	5.8	1.09	23	23









FOR PRICES contact WHP or refer to website www.whp.co.uk								
OEM	JCB	JCB	JCB	JCB	JCB	JCB	JCB	JCB
WHP Part No.	5H1/40028JCB	5H1/40029JCB	5H1/40030JCB	5H1/40031JCB	5H1/40032JCB	5H2/40026JCB	5H2/40028JCB	5H2/40030JCB
Description	Cast Iron Bodied Single Main Pump for Excavator	Cast Iron Bodied Single Main Pump for Forklift	Cast Iron Bodied Single Main Pump for Excavator	Cast Iron Bodied Single Main Pump for Excavator	Cast Iron Bodied Single Pump for Loader	Cast Iron Bodied Tandem Main Pump for Excavator	Cast Iron Bodied Tandem Main Pump for Excavator	Cast Iron Bodied Tandem Main Pump for Excavator 919/71800 919/68600
OEM Part number	919/55200	919/27300 919/73600		919/52700R	919/73800	919/26300 A0222444001	919/27100 919/72400	919/34500
Number on Product	P2CP2207S2B2 6C	P2AP1907R2B2 A	P2AP1911R2B2 A	P2CP2213C4B2 6C	P2CP1909B2B2 C	P2APJ2210/190 6A302	P2APJ2207/190 6A297	P2CPJ190706C1 89
OEM Model numbers	415 712	520, 520/4	3CX MK.2		410, 412, 415, 423	3CIII	3CX, BLACK CAB 3C, 4C, 3DII, 3CX-P6	4CX-P8, 4CX, 444, PS35
Weight (kg)	22.9	17	18.3	24.0	19	35.5	35.5	30









FOR PRICES contact WHP or refer to website www.whp.co.uk								
OEM	JCB	JCB	JCB	JCB	JCB	JCB	JCB	JCB
WHP Part No.	5H2/40045JCB	5H2/40046JCB	5H2/40047JCB	5H2/40072JCB	5H2/40097JCB	5H3/40048JCB	5H3/40052JCB	5H3/40055JCB
Description	Cast Iron Bodied Tandem Main Pump for Excavator	Cast Iron Bodied Tandem Main Pump for Excavator	Cast Iron Bodied Tandem Main Pump for Excavator	Cast Iron Bodied Tandem Main Pump for Excavator	Cast Iron Bodied Tandem Main Pump for Forklift	Cast Iron Bodied Triple Main Pump for Excavator	Cast Iron Bodied Triple Main Pump for Excavator	Cast Iron Bodied Triple Main Pump for Excavator
OEM Part number	919/62400 919/66800	919/71700, A0119131521	919/64200 919/71500 919/66900		919/72000, 919/59400	919/27500 919/72900	053302, 20/400800, 20/400700, 919/25600, 919/73100	919/25900 919/73400
Number on Product	P2APJ190705A1 87	P2AJ190906A15 1	P2APJ190706A1 88	P2AP221310C3 58	P2CPJ190909C1 94	P2AP19090606 C229	P2AP2208/1909 09G5B2B2B2C	P2AP22081907 07C317
OEM Model numbers	Sitemaster, 3CX Grey Cab, Hammermaster, Grey Cab	3CX	3CX Project 7 & 8, 1550	807	425	805, 806C, 805BT	807B, 807	806B, 805B, 814, 812
Weight (kg)	30	29.5	29.5	47.5	32.0	59	63.0	61









FOR PRICES contact WHP or refer to website www.whp.co.uk								
OEM	JCB	JCB	JCB	JCB	JCB	JCB	JCB	JCB
WHP Part No.	5H4/40056JCB	5S1/39923JCB	5S1/39924PSP	5S1/39935JCB	5S1/39936JCB	5S1/39938JCB	5S1/39939JCB	5S1/39940JCB
Description	Cast Iron Bodied Quadruple Main Pump for Excavator	Aluminium Bodied Single Main Pump for Forklift	Aluminium Bodied Single Power Steering Pump with Flow Control & Relief Valve for Excavator	Aluminium Bodied Single Power Steering Pump with Flow Control & Relief Valve for Excavator	Aluminium Bodied Single Main Pump for Excavator	Aluminium Bodied Single Main Pump for Art Dump Truck	Aluminium Bodied Single Main Pump for Forklift Skidsteer Excavator	Aluminium Bodied Single Main Pump for Tele Handler
OEM Part number	919/58400	20/202500	20/203100	20203100	20/203300	20/204500	20/202900	20/202700
Number on Product	PA22081907070 2C66	A40L 27691	A19L 08592	A19.1L 08599	A28L 30442	C56L 31509	A25L 27689	A40L 28669
OEM Model numbers	P2APJ22081- 9070702CI-314	525, 530B	807C & Early 820		406	712 716	926 900 2CX 926 930	500 Series (old)
Weight (kg)	62	6.43	3.697	3	5.9	10.09	5.9	6.76









FOR PRICES contact WHP or refer to website www.whp.co.uk								
OEM	JCB	JCB	JCB	JCB	JCB	JCB	JCB	JCB
WHP Part No.	5S1/39941JCB	5S1/39942JCB	5S1/39943JCB	5S1/39944JCB	5S1/39945JCB	5S1/39971JCB	5S1/39972JCB	5S1/39973JCB
Description	Aluminium Bodied Single Main Pump for Wheel Loader	Aluminium Bodied Single Pump for Excavator	Aluminium Bodied Single Pump for Excavator	Aluminium Bodied Single Power Steering Pump with Flow Control & Relief Valve for Tele Handler	Aluminium Bodied Single Main Pump for Powerpack	Aluminium Bodied Single Power Steering Pump with Inbuilt Flow Control & Relief Valve for Excavator or Forklift	Aluminium Bodied Single Power Steering Pump for Excavator	Aluminium Bodied Single Main Pump for Skidsteer
OEM Part number	20/209800	20/950285	20/211200	475/02600	20/202100	20/203600 20/205200	20/205500 20/930285	20/207900, 20/210300
Number on Product	AFGP32L 35945	C16L 38141	C18.5L 36769	A10L 30481	A15L 01656	A12.5L 29926	C16L 33032	A16.1L 35488, A16L 35470
OEM Model numbers	409B , 407B2X , 407B	ICX				900		Robot 185
Weight (kg)	6.8	5.6	3.51	4.59	2.4	3.51	3.48	3.36









FOR PRICES contact WHP or refer to website www.whp.co.uk								
OEM	JCB	JCB	JCB	JCB	JCB	JCB	JCB	JCB
WHP Part No.	5S1/40010JCB	5S1/40037JCB	5S1/40066DOR	5S1/41205LEY	5S1/41221JCB	5S2/39964JCB	5S2/40039JCB	5S2/40040JCB
Description	Aluminium Bodied Single Main Pump for Excavator	Aluminium Bodied Single Transmission Pump for Fastrac	Aluminium Bodied Single Power Steering Pump with Flow Control & Relief Valve for Tractor		Aluminium Bodied Single Main Pump for Compact Products	Aluminium Bodied Tandem Torque Converter & Power Steering Pump with Flow Control Valve for Excavator	Aluminium Bodied Tandem LIFT & Auxiliary Pump for Tractor	Aluminium Bodied Tandem Main Pump for Tractor
OEM Part number	20/204400	20/206002	20/200100	20/200300	20212700	20/201000	20/204300	20/208000
Number on Product	A36L 31805	05-3202 A12.8L	C15L 08510	C15L 08799	C23.0L 37187	C11.4/11.4L 18090	A25/6.3L 32156	A25/12.8L 35721
OEM Model numbers	408/409	Rear pump on 125, 145, 185, 155, 3185, 2135, 1135				3C (Torque Conv)	Fastrac 125, 145	Fastrac Project 100
Weight (kg)	7	3.114	4.48	3.58	7.0	6.92	8.2	9






FOR PRICES contact WHP or refer to website www.whp.co.uk								
OEM	JCB	JCB	JCB	JCB	JCB	JCB	JCB	JCB
WHP Part No.	5S2/40041JCB	5S2/40042JCB	5S2/40043JCB	5S2/40044JCB	5S2/40045JCB	5S2/40046JCB	5S2/40047JCB	5S2/40048JCB
Description	Aluminium Bodied Tandem Auxiliary & Transmission Pump for Tractor	Aluminium Bodied Tandem Power Steering Pump with Inbuilt Flow Control & Relief Valve for Tractor	Aluminium Bodied Tandem Power Steering Pump with Inbuilt Flow Control & Relief Valve for Tractor	Aluminium Bodied Tandem Auxiliary & Transmission Pump for Tractor	Aluminium Bodied Tandem Auxiliary & Transmission Pump for Tractor	Aluminium Bodied Tandem Main Pump for Skidsteer	Aluminium Bodied Tandem Pump for Skidsteer	Aluminium Bodied Tandem Pump for Tractor
OEM Part number	20/206000	20/206400 20/204200	20/206700 (20/206900)	20/208100 20/206100	20/206200	20/205800	20/208800	20/206800, 20/207000
Number on Product	A25/12.8L 33790	A4.1/15.2L 33886/140	A4.1/18.5L 33887/135	A31.5/12.8L 35272	A40/12.8L 33792	C16.0/28 33161	C16.0/35.5L 35636	C4.1/18.5L 34333/135
OEM Model numbers	Fastrac 125, 145, 185/65	Fastrac 125, 145	Fastrac 145 Upgrade II	Fastrac '125 145 Project 100, 155/65	Fastrac 126, 145	Robot 165 and 1CX	Robot 165 & 1CX	Fastrac 175
Weight (kg)	8.89	5.03	5.5	9.93	9.53	25.709	10.8	5.5









FOR PRICES contact WHP or refer to website www.whp.co.uk								
OEM	JCB	JCB	JCB	JCB	JCB	JCB	JCB	JCB
WHP Part No.	5S2/40050JCB	5S2/40051JCB	5S2/40052JCB	5S2/40053JCB	5S2/40054JCB	5S3/45000JCB	5S3/45001JCB	5U1/41138JCB
Description	Aluminium Bodied Tandem Main Pump for Tractor	Aluminium Bodied Tandem Main Pump for Tractor	Aluminium Bodied Tandem Pump for Tractor	Aluminium Bodied Tandem Main Pump for Skidsteer	Aluminium Bodied Tandem Brake & Transmission with Flow Control & Relief Valve Pump for Tractor	Aluminium Bodied Triple Main Pump for Tractor	Aluminium Bodied Triple Pump for Tractor	Aluminium Bodied Single Main & Power Steering with Valve Pump for Tractor
OEM Part number	20/209300	20/212200		20/211300	20/208400	20/208700	20/209400	20/902300
Number on Product	A40.0/12.8L 36326	A45.0/12.8L 36331	A4.1/18.5L 36327/200	C18.0/35.5L 36812	A4.1/18.5L 33887/120	A31.5/18.5/12.8 L 36014	A40.0/18.5/12.8 L 36329	6665
OEM Model numbers	3185 Fastrac	Fastrac	807, 807B, 1135, Fastrac	Robot 150, 165, 165HF	Fastrac	Fastrac	Fastrac	2CX
Weight (kg)	10.3	9.708	5.54	10.96	5.475	12.64	12.95	7.45









FOR PRICES contact WHP or refer to website www.whp.co.uk								
OEM	JCB	JCB	JCB	JCB	JCB	JCB	JCB	JCB
WHP Part No.	5U1/41139JCB	5U1/41153EXC	5U1/41159JCB	5U1/41160JCB	5U1/41161JCB	5U1/41162JCB	5U1/41164EXC	5U1/42015JCB
Description	Aluminium Bodied Single Pump	Cast Iron Bodied Single Main & Power Steering Pump for Forklift	Aluminium Bodied Single Main Pump for Forklift	Cast Iron Bodied Single Main Pump for Excavator	Aluminium Bodied Single Power Steering Pump with Inbuilt Flow Valve & Relief Valve for Excavator	Aluminium Bodied Single Main Pump for Excavator	Cast Iron Bodied Single Main & Power Steering Pump with Load Sense Valve for Forklift	Aluminium Bodied Single Main Pump for Forklift
OEM Part number	20/911000	20/902700 20/917400	20/906700	20/906100	20/906300	20/908400	20/903800	20/202600 20/202300
Number on Product	7646	3915, 8509	4240	5910	5696	7229	45066 20/903800	3339112285 A32L 28668
OEM Model numbers		526.55		2CX			2CX	500 Series (Old), 520,525
Weight (kg)	4.2	16	2.5	12.5	4	17.0	17.0	8.8









FOR PRICES contact WHP or refer to website www.whp.co.uk								
OEM	JCB	JCB	JCB	JCB	JCB	JCB	JCB	JCB
WHP Part No.	5U1/42172ULT	5U1/42173ULT	5U1/42232ULT	5U1/42243ULT	5U1/42245ULT	5U1/42246ULT	5U1/42258BCJ	5U1/43000EXC
Description	Aluminium Bodied Single Main Pump for Telescopic Handler	Aluminium Bodied Single Main Pump for Telescopic Handler	Aluminium Bodied Single Main Pump for Forklift	Aluminium Bodied Single Main Pump for Powerpack	Aluminium Bodied Single Main Pump for Excavator	Aluminium Bodied Single Pump for Forklift	Cast Iron Bodied Single Main Pump for Teleporter	Aluminium Bodied Single Pump with Load Sense Valve
OEM Part number	20/908400	0047-68364	20/909000	929/12701	20/907200	20/905300	20/916700	
Number on Product	7733	6836	7258	3882	6197	5501	9392	5725
OEM Model numbers				Beaver 3	214E	57258 Special	537H	
Weight (kg)	6.5	6.6	3.5	1.7	14	3.7	13.695	4.824









FOR PRICES contact WHP or refer to website www.whp.co.uk								
OEM	JCB	JCB	JCB	JCB	JCB	JCB	JCB	JCB
WHP Part No.	5U1/43001EXC	5U2/40047TLH	5U2/40048EXC	5U2/40053JCB	5U2/40054EXC	5U2/40055JCB	5U2/40056JCB	5U2/40057JCB
Description	Cast Iron Bodied Single Main Pump for Telescopic Handler	Aluminium Bodied Tandem Pump with Load Sense Valve for Tele Handler	Cast Iron Bodied Tandem Main Pump for Excavator	Cast Iron Bodied Tandem Main Pump for Excavator	Cast Iron Bodied Tandem Main Pump for Excavator	Cast Iron Bodied Tandem Main Pump for Excavator	Cast Iron Bodied Tandem Main Pump for Excavator	Cast Iron Bodied Tandem Main Pump for Excavator
OEM Part number	20/908100	20/916600	20/903000	20/902900	20/903100	20/903400	20/906900	20/911200
Number on Product	6791	3339521059	4073, 7029122007	4070, 7385	7470	4075	6415	9750
OEM Model numbers	520/50	TLT30, TLT3G	214	3CX Project 9	3CX	4CX, 217S, 414S		3CX
Weight (kg)	12.99	13.07	23.114	22.5	23	24.0	22.8	23.5









FOR PRICES contact WHP or refer to website www.whp.co.uk								
OEM	JCB	JCB	JCB	JCB	JCB	JCB	JCB	JCB
WHP Part No.	5U2/40058JCB	5U2/40060EXC	5U2/40061JCB	5U2/40072JCB	5U3/40134JCB	5U3/40135JCB	5U3/40136JCB	5U3/40139EXC
Description	Cast Iron Bodied Tandem Main Pump for Excavator	Cast Iron Bodied Tandem Main Pump for Excavator	Cast Iron Bodied Tandem Main Pump for Excavator	Cast Iron Bodied Tandem Main Pump for Excavator	Aluminium Bodied Triple Main Pump for Mini Excavator	Aluminium Bodied Triple Main Pump for Excavator	Aluminium Bodied Triple Main Pump for Mini Excavator	Cast Iron Bodied Triple Main Pump with Load Sense Valve for Excavator
OEM Part number	20/903200	20/903300	20/912800	20/911200	20/907500	20/903500		20/914900
Number on Product	9985	4074	9947	7441, 7029122011	6285	4367, 3349131057	7723 6439	8493
OEM Model numbers		4CX	3CX 4/4, Project 8	Project 12	801-3	801-4, 801-5, 802, S/N 720616	802-7	
Weight (kg)	23.4	23.5	23.5	24.165	6.0	6.1	7.4	36.5









FOR PRICES contact WHP or refer to website www.whp.co.uk								
OEM	JCB	JCB	JCB	JCB	JCB	JCB	JCB	JCB
WHP Part No.	5U3/40140EXC	5U3/40141JCB	5U3/40142JCB	5U3/40143JCB	5U3/40259ULT	5U3/40269ULT	5U4/40130JCB	550/1/13497
Description	Cast Iron Bodied Triple Main Pump with Load Sensing Priority Valve for Excavator	Aluminium Bodied Triple Main Pump for Mini Excavator	Aluminium Bodied Triple Main Pump for Excavator	Aluminium Bodied Triple Main Pump for Mini Excavator	Aluminium Bodied Triple Main Pump for Excavator	Aluminium Triple Main Pump for Excavator with 3 Inlets and 3 Outlets	Aluminium Bodied Quadruple Main Pump for Excavator	Aluminium Bodied Tandem Power Steering Pump for Excavator
OEM Part number	20/401900 20/91850	20914600	20/906800	20/917000	20/905100 20/908000	20/300800 20/204100	20/903700 20/901600	20/200400
Number on Product	8919	8522	5493	8886	5379, 3349131058	4129, C4.0/ 5.5/5.5L, 31910	4038	C11.4/11.4L 13497
OEM Model numbers		801, 801-4	802	801.5	803 s/n 666...	801	803	3C(Torque Conv)
Weight (kg)	34	6.2	7.1	6.1	6.2	5.9	8.4	5.9









FOR PRICES contact WHP or refer to website www.whp.co.uk								
OEM	JCB	JCB	JCB	JCB	JCB	JCB	JESPRO	JESPRO
WHP Part No.	550/1/21220	550/1/21221	550/1/21222	550/1/27690	550/1/39870	550/1/39871	5U1/37000JES	5U1/37001JES
Description	Aluminium Bodied Single Power Steering Pump with Flow Control & Relief Valve for Excavator	Aluminium Bodied Single Power Steering Pump with Flow Control & Relief Valve for Tractor or Excavator	Aluminium Bodied Single Power Steering Pump with Flow Control & Relief Valve for Excavator	Aluminium Bodied Single Main Pump for Forklift	Aluminium Bodied Tandem Power Steering Pump with Flow Control & Relief Valve for Forklift	Aluminium Bodied Single Main Pump for Forklift	Aluminium Bodied Single Main Pump for PTO	Aluminium Bodied Single Main Pump for Lorry
OEM Part number	20/201800	03/101102	20/202800 20/203000	20/203200 20/206600	20/204902 20/204900 20/203800	20/901100 20/901100		
Number on Product	A8.2L 19900	C11.4L 10024	A11.4L 30078	A32L 27690	A8/12.5L 32029	A50L 27967	1439	2409, 3349116160
OEM Model numbers	3CX 900 Series, 3CX 900 Mixta	3C, 30MK11	3CX, 530	407, 525, B4HL, 520-4	525	537		S53
Weight (kg)	3.2	3.7	4.5	6.11	6.5	8.4	10.5	3.4









FOR PRICES contact WHP or refer to website www.whp.co.uk								
OEM	JESPRO	JOHN DEERE	JOHN DEERE	JOHN DEERE	JOHN DEERE	JOHN DEERE	JOHN DEERE	JOHN DEERE
WHP Part No.	5U1/39800VES	5B1/1518222225	5B1/40025JD	5B2/51500REN	5B2/52473DTZ	5B3/41001JD	5C1/24308LAB	5C2/24386RCA
Description	Aluminium Bodied Single Main Pump for PTO	Aluminium Bodied Triple Front Section Main Pump for Combine	Aluminium Bodied Single Main Pump for Combine	Aluminium Bodied Tandem Main Pump for Tractor	Aluminium Bodied Tandem Main & Auxiliary Pump for Tractor	Aluminium Bodied Triple Pump for Combine	Aluminium Bodied Single Main Pump for Combine	Aluminium Bodied Tandem Main Pump for Skidsteer Loader
OEM Part number			AZ32157		AR55346	AZ49120	AH66400	
Number on Product	5955	1518 222 225	0510 625 340	0510 765 347	0510 565 351	0510 565 401	24308 LAB, 26012 LAR	24386 RCA, 26507 RAY
OEM Model numbers		Z Series	1052, 1055, 1155, 1158	3200, 3300, 3400	820, 830, 1020, 2040, Manheim 920	Z Series	985, 955	
Weight (kg)	7.2	3	4.1	6.1	5	7.8	3.095	3.4









FOR PRICES contact WHP or refer to website www.whp.co.uk								
OEM	JOHN DEERE	JOHN DEERE	JOHN DEERE	JOHN DEERE	JOHN DEERE	JOHN DEERE	JOHN DEERE	JOHN DEERE
WHP Part No.	5C2/35000JD	5K1/36000JD	5S1/36001JD	5S1/40110CAS	5S2/40053JCB	5S2/44405JD	5S2/44406JD	5S3/45015JD
Description	Aluminium Bodied Tandem Main Pump for Combine	Aluminium Bodied Single Main Pump for Mini Tractor	Aluminium Bodied Single Main Pump for Combine	Aluminium Bodied Single Power Steering Pump for Tractor	Aluminium Bodied Tandem Main Pump for Skidsteer	Aluminium Bodied Tandem Main Pump for Forage Harvester	Aluminium Bodied Tandem Pump for Tractor	Aluminium Bodied Triple Main Pump with Flow Control & Relief Valve for Mower
OEM Part number	AZ51046					AE45332	RE37755	
Number on Product	3329120019	KP0570CSSS	SNP2/22D SC06 0510 725 063	SNP2/8S C005 0510 415 313	C18.035.5L 36812	SNP3/26D C047E	C6.3/5.0L 31866	C23.0/23.0/6.4L 34570
OEM Model numbers	1075	855, 755		3.10, 6.10, 5.10, 7.10		SNP1/4.3D SC01E 5830		
Weight (kg)	5.5	1.6	3.2	2.3	10.96	8.599	3.458	8.957









FOR PRICES contact WHP or refer to website www.whp.co.uk								
OEM	JOHN DEERE	JOHN DEERE	JOHN DEERE	JOHN DEERE	JOHN DEERE	JOHN DEERE	JOHN DEERE	JOHNSON
WHP Part No.	5U1/41133MAT	5U1/41149MAT	5U1/45030JD	5U2/40261ULT	5Z1/40035JD	5Z1/40039JD	5Z1/40101HIT	5B2/58425JOH
Description	Cast Iron Bodied Single Main Pump for Forklift	Cast Iron Bodied Single Main Pump for Forklift	Cast Iron Bodied Single Main Pump	Aluminium Bodied Tandem Main Pump for Mower	Aluminium Bodied Single Main Pump for Compact Tractor	Aluminium Bodied Single Main Pump for Mini Excavator	Aluminium Bodied Single Auxiliary Pump for Excavator	Aluminium Bodied Tandem Main Pump for Sweeper
OEM Part number								
Number on Product	7621	4762	5880, 7029112063	5092, 3339521017	3070013420	307002-4650 9218005	307002-4640	0510 765 042
OEM Model numbers	4500	4500 Long Reach Handler		365	970	28710 490E	490E	
Weight (kg)	13.7	13.57	11.839	9.35	2.3	2.3	2.96	5.758









FOR PRICES contact WHP or refer to website www.whp.co.uk								
OEM	JOHNSON	JOHNSON	JOHNSON	JOHNSON	JOHNSON	JONES	JUNGHEINRICH	JUNGHEINRICH
WHP Part No.	5C2/40106JOH	5U1/39950JON	5U2/37001JON	5U2/40084JON	5U2/40286ULT	5S1/40021JON	5B1/57009JUN	5U1/42252ULT
Description	Aluminium Bodied Tandem Main Pump for Sweeper	Aluminium Bodied Single Main Pump for Road Sweeper	Aluminium Bodied Tandem Main Pump for Sweeper	Aluminium Bodied Tandem Main Pump for Sweeper	Aluminium Bodied Tandem Main Pump for Sweeper	Aluminium Bodied Single Power Steering Pump with Flow Control & Relief Valve for Crane	Aluminium Bodied Single Main Pump for Forklift	Aluminium Bodied Single Main & Power Steering Pump with Load Sense Valve for Forklift
OEM Part number		BW42318-1		Y62472-1 Y92446-1				
Number on Product	05583U	5443	6497	3123	5407	A19.1L 06461	1517 222 875	8473
OEM Model numbers		1004, 600	600				ERE20G	
Weight (kg)	8.313	5	8.2	11.5	7.1	3.72	0.84	7.492









FOR PRICES contact WHP or refer to website www.whp.co.uk								
OEM	KALMAR	KALMAR	KALMAR	KALMAR	KALMAR	KALMAR	KALMAR	KALMAR
WHP Part No.	5C1/40002COV	5C1/51021KAL	5H1/40108PUM	5S1/39913PER	5S1/41092RAN	5S1/41103PER	5S2/39958COV	5U1/41400KAL
Description	Aluminium Bodied Single Main & Power Steering Pump with Inbuilt Flow Control & Relief Valve for Forklift	Cast Iron Bodied Single Main Pump for Forklift	Cast Iron Bodied Single Main Pump for Forklift	Aluminium Bodied Single Main Pump for Forklift	Aluminium Bodied Single Main Pump for Forklift	Aluminium Bodied Single Main Pump for Forklift	Aluminium Bodied Tandem Main & Power Steering Pump for Forklift	Aluminium Bodied Single Main Pump for Forklift
OEM Part number	111-482				MH39299	117-991 REPLACED BY 117-992	2511-1089	9235720012
Number on Product	25337RAC	3239110136	P833C P2C2125C5B2C	C32.7L 11485	C15L 10899	C32L 29345	C8.2/4.5L 01421	4582
OEM Model numbers	CQD 2.5, CQ175		150D	CLIMAX 50DA, 50GA	50EC	TR25		
Weight (kg)	3.85	23.707	24.6	5.51	2.451	5.832	4.23	2.364









FOR PRICES contact WHP or refer to website www.whp.co.uk								
OEM	KALMAR	KALMAR	KALMAR	KALMAR	KALMAR	KALMAR	KALMAR	KALMAR
WHP Part No.	5U1/42257ULT	5U2/37000KAL	5U2/40031TAN	5U2/40049COV	5U2/40062KAL	5U2/40110KAL	5U3/40144KAL	5U3/40145KAL
Description	Aluminium Bodied Single Main & Power Steering Pump with Load Sense Valve for Forklift	Aluminium Bodied Tandem Main Pump with Accumulator Charge Valve for Forklift	Aluminium Bodied Tandem Main & Power Steering Pump for Forklift	Aluminium Bodied Tandem Main Pump for Forklift (customer must fit old flow control and relief valve)	Cast Iron Tandem Main Pump for Forklift	Aluminium Bodied Tandem Main Pump for Forklift	Cast Iron & Aluminium Bodied Triple Main Pump for Forklift	Cast Iron & Aluminium Bodied Triple Main Pump for Forklift
OEM Part number	9035.57	923572.0008		129-580, SM48156-1, DV47793/1	923572.0018	923572.0002	923572.0015	923572.0014
Number on Product	3893	4295 0199	4213	5599	5330	1608	4960	4953
OEM Model numbers	PFQ40		DA25	GA2.5, DA2.5	DFQ40-60			
Weight (kg)	7.44	13.2	8.6	10.0	16.287	13.791	18.5	18.0









FOR PRICES contact WHP or refer to website www.whp.co.uk								
OEM	KALMAR	KALMAR	KALMAR	KALMAR	KALMAR	KALMAR	KALMAR	KALMAR
WHP Part No.	5U3/40146KAL	5U3/40147KAL	5S1/33000COV	5S1/33001COV	5S1/33002COV	5S1/33003COV	5S1/33004COV	5S1/33005COV
Description	Cast Iron & Aluminium Bodied Triple Main Pump for Forklift	Cast Iron & Aluminium Bodied Triple Main Pump for Forklift	Aluminium Bodied Single Power Steering Pump with Relief Valve for Forklift	Aluminium Bodied Single Main Pump for Forklift	Aluminium Bodied Single Main Pump for Forklift	Aluminium Bodied Single Power Steering Pump for Forklift	Aluminium Bodied Single Main Pump for Forklift	Aluminium Bodied Single Main Pump for Forklift
OEM Part number		923572-0016	IGE 25805	IGE25805/1	LP27544/1	IGY 31011/11	IGY 31011/10	MSE 35856
Number on Product	4959	4951	C072X/A1A17	C060X	C096X	C11.4L 01615	C15L 01614	C24.5L 01897
OEM Model numbers	DSA40-60 Sideloader	DC5-600, DC8-600					42EA	
Weight (kg)	19.5	19.515	1.4	0.75	0.9	2.3	2.4	4.5









FOR PRICES contact WHP or refer to website www.whp.co.uk								
OEM	KALMAR	KALMAR	KALMAR	KARA	KAWASAKI	KAWASAKI	KIDD/ TAARUP	KOBELCO
WHP Part No.	5S1/33006COV	5S1/37000KAL	5S1/49700KAL	5U2/40350KAR	5K2/49040KAW	5K3/49010KAW	5S1/43000TAA	5S1/49800KOB
Description	Aluminium Bodied Single Main Pump for Forklift	Aluminium Bodied Single Main Pump for Forklift	Cast Iron & Aluminium Bodied Single Main Pump for Forklift	Cast Iron Bodied Tandem Main Pump for Portable Saw	Cast Iron & Aluminium Bodied Tandem Main Pump for Loader	Cast Iron & Aluminium Bodied Triple Main Pump for Loader	Aluminium Bodied Single Main Pump for Mower	Cast Iron & Aluminium Bodied Single Main Pump for Crane
OEM Part number			4973582			4408360200		
Number on Product	C40L 26685	SNP3/44S SC47	05-18L182 032- 2	4760, 7029522010	KFP2233- 19AAEL 3F4D1	KFP5110-63- KRP4-27ARGN	A8.2L 01658	SGP1A25L380
OEM Model numbers	DA 4.0		ACNR40		85Z	312 195	240 Clipper	
Weight (kg)	6.2	7.1	1.8	15.096	8.928	48.0	2.1	3.954









FOR PRICES contact WHP or refer to website www.whp.co.uk								
OEM	KOBELCO	KOBELCO	KOBELCO	KOBELCO	KOMATSU	KOMATSU	KOMATSU	KOMATSU
WHP Part No.	5Z1/40049ZEX	5Z2/41217KIK	5Z3/41000KOB	5K1/45000KOB	5C3/40084KOM	5C3/40085KOM	5H2/40059DB	5I1/30500KOM
Description	Aluminium Bodied Single Pump	Aluminium Bodied Triple Main Pump for Excavator	Aluminium Bodied Triple Main Pump for Excavator	Aluminium Bodied Single Auxiliary Pump for Crane	Aluminium Bodied Triple Main Pump for Excavator	Aluminium Bodied Triple Main Pump for Mini Excavator	Cast Iron Bodied Tandem Main Pump for Excavator	Aluminium Bodied Single Pump for Wheel Loader
OEM Part number				2437U157F1	840120016		A0119414001	705-11-35010
Number on Product	307002-7560, 9218022	307012-8120, 307012-8121,	307012-8141, 08508	09CLFSS	68263700 07298	840270020 PLP20.6.4.D0 PLP20.3.9.D0		705-11-35010
OEM Model numbers		28319 PV01136	032 85107M		PC07-2, PC05-7	PC05-6	WB97R	WA350-1, WA380-1, WA400-1, WA420-1
Weight (kg)	3.849	6.527	6.7	1.6	5.571	5.5	30.5	11.5









FOR PRICES contact WHP or refer to website www.whp.co.uk								
OEM	KOMATSU	KOMATSU	KOMATSU	KOMATSU	KOMATSU	KOMATSU	KOMATSU	KOMATSU
WHP Part No.	511/30501KOM	511/30502KOM	511/30503KOM	511/30504KOM	511/30505KOM	511/30506KOM	511/30507KOM	511/30508KOM
Description	Aluminium Bodied Single Pump for Wheel Loader	Aluminium Bodied Single Pump for Excavator	Aluminium Bodied Single Pump	Aluminium Bodied Single Pump for Wheel Loader	Aluminium Bodied Single Pump	Aluminium Bodied Single Pump for Dozer	Aluminium Bodied Single Pump	Aluminium Bodied Single Pump for Excavator
OEM Part number	705-21-37000	705-11-33100	705-11-34100	705-11-36000	705-11-38000	705-12-32010	705-21-31020	705-11-36100
Number on Product	705-21-37000	705-11-33100	705-11-34100	705-11-36000	705-11-38000	705-12-32010	705-21-31020	705-11-36100
OEM Model numbers	520B-1	510-1	515-2, 530-1, 530B-1	WA120	540-1, 540B-1, 545-1	D40A-3, D41A-3, D40A-5, D40P-5, D41A-3,5, D41A-3A, D41A-3C, D41E-3, D41E-3A, D41P-3, D41P-5, D41P-3C, D415-3, D80F-18, GD405A-2, GD505A-1, GD502R-2	D31A-18,20 D31AM-18 D31E-18,20 D3P-18,20 D31PL-18 D31PLL-18 D310-18 D31S-18,20 D31SM-18 D37A-2 D37A-5 D37E-2,5 D37P-2,5	530-1, 530B-1
Weight (kg)	11.6	6.7	7	11.8	12.5	6.02	6.3	11.5









FOR PRICES contact WHP or refer to website www.whp.co.uk								
OEM	KOMATSU	KOMATSU	KOMATSU	KOMATSU	KOMATSU	KOMATSU	KOMATSU	KOMATSU
WHP Part No.	511/30509KOM	511/30510KOM	511/30511KOM	511/30512KOM	511/30513KOM	511/30514KOM	511/30515KOM	511/30516KOM
Description	Aluminium Bodied Single Pump for Excavator	Aluminium Bodied Single Pump	Aluminium Bodied Single Pump	Aluminium Bodied Single Pump for Excavator	Aluminium Bodied Single Pump for Excavator	Cast Iron Bodied Single Pump	Cast Iron Bodied Single Pump for Dozer	Cast Iron Bodied Single Pump
OEM Part number	705-41-04010	705-41-03001	705-12-29010	705-58-34010	704-23-30200	07433-71103	07440-72202	07432-71203
Number on Product	705-41-04010	705-41-03001	705-12-29010	705-12-34010	704-23-30200	07433-71103	07440-72202	07432-71203
OEM Model numbers	PC40-6	PC26, PC36, PC20-6, PC30-6	GD405A-1, GD505S-2, GD505R-2, LW160-1, LW200L-1, WS168-2,3, WS23-1,2, WA238-2	PC300-1, PC300LC-1			D155	D85-18
Weight (kg)	3.1	3.1	6	6.9	7.61	10.6	13.26	10.66









FOR PRICES contact WHP or refer to website www.whp.co.uk								
OEM	KOMATSU	KOMATSU	KOMATSU	KOMATSU	KOMATSU	KOMATSU	KOMATSU	KOMATSU
WHP Part No.	511/30517KOM	511/30518KOM	511/30519KOM	511/30520KOM	511/30521KOM	511/30524KOM	511/30525KOM	511/30526KOM
Description	Cast Iron Bodied Single Power Steering Pump for Bulldozer	Aluminium Bodied Single Pump for Wheel Loader	Aluminium Bodied Single Pump for Wheel Loader	Aluminium Bodied Single Pump for Wheel Loader	Aluminium Bodied Single Pump	Aluminium Bodied Single Pump for Wheel Loader	Aluminium Bodied Single Pump	Aluminium Bodied Single Pump
OEM Part number	07436-72202	705-12-36010	705-12-40010, 705-22-40110, 705-12-40040	705-14-41040	704-11-34200	704-30-34110	705-12-48240	704-11-36220
Number on Product	07436-72202	705-12-36010	705-12-40010, 705-22-40110,	705-14-41040	704-11-34200	704-30-34110	705-12-48240	704-11-36220
OEM Model numbers	D85-18 Dozer	GD805A-1, HD200-3, HD205-3, HD320-3, HD325-5, WA450-1WA470- 1, WF450T-1	705-12-40040 HD465-2, HD465-3, HD500-3, WA450-1, WA470-1, WA500-1, WF450T-1	WA450-1 WA470-1		WA400-1, WA420-1, WA450-1, WA470-1		
Weight (kg)	14.64	17.46	17.401	19.34	9.26	11.764	26.325	13.402









FOR PRICES contact WHP or refer to website www.whp.co.uk								
OEM	KOMATSU	KOMATSU	KOMATSU	KOMATSU	KOMATSU	KOMATSU	KOMATSU	KOMATSU
WHP Part No.	511/30527KOM	511/30528KOM	511/30529KOM	511/30530KOM	511/30531KOM	511/30532KOM	511/30533KOM	511/30534KOM
Description	Cast Iron Bodied Single Pump	Cast Iron Bodied Single Pump for Bulldozer	Cast Iron Bodied Single Pump for Wheel Loader	Cast Iron Bodied Single Pump	Cast Iron Bodied Single Pump for Bulldozer	Aluminium Bodied Single Pump for Wheel Loader	Cast Iron Bodied Single Pump for Bulldozer	Cast Iron Bodied Single Pump for a Dozer
OEM Part number	07432-71300	07446-66200, 07446-66102	07430-66100	07435-71101	07444-66200, 07444-66102	704-12-26311	07432-72203	07441-67503
Number on Product	07432-71300	07446-66200, 07446-66102	07430-66100	07435-71101, 07435-71102	07444-66200, 07444-66102	704-12-26311	07432-72203	07441-67503
OEM Model numbers	D75-53	D150A-1, D155A-1,2	GD40 L/H		D80A/E/P-12,18, D85A/E/P-12,18	GA505 R2	D58, D65E	D65A, E, P-6 D65A, E, P-7, 8 HD460-1 D65A, P-11 D60A, P-11 D65E-10 D68E P-1 D70-LG D75A-1 D83E P-1
Weight (kg)	10.093	27.181	15.12	13.558	35.5	4.878	10.255	25.192









FOR PRICES contact WHP or refer to website www.whp.co.uk								
OEM	KOMATSU	KOMATSU	KOMATSU	KOMATSU	KOMATSU	KOMATSU	KOMATSU	KOMATSU
WHP Part No.	511/30535KOM	511/30536KOM	511/30537KOM	511/30538KOM	511/30539KOM	511/30540KOM	511/30541KOM	511/30542KOM
Description	Aluminium Bodied Single Pump	Aluminium Bodied Single Pump	Aluminium Bodied Single Pump for Excavator	Aluminium Bodied Single Pump for Forklift	Cast Iron Bodied Single Pump for Bulldozer	Aluminium Bodied Single Pump	Aluminium Bodied Single Pump for Excavator	Aluminium Bodied Single Pump for Excavator
OEM Part number	705-41-03070	705-12-43030	705-12-38011	705-21-34010, 3EC6015310	07443-67504	704-11-38200	704-24-26401	704-24-28203
Number on Product	705-41-03070	705-12-43030	705-12-38011	705-21-34010	07443-67504	704-11-38200	704-24-26401	704-24-28203
OEM Model numbers			WF450T-1 WS16S-3 WS23-2 WS23S-2, WA450-2, WA545	W60, FD50, FD35T, FD40, FD45-5 FD60/S, K0700-FD 35	D60/A/P/PL/S-6, D60S-7,8, D65E/P/S-6, D65S-7,8		PC100-3,5m PC100L-3,5 PC120-3,5 PC150HD-5 PC240-3 PF3-1 PF3W-1	BP500-3 PC200-3 PC210-3 PC220-3 PC240-3 PC210LC-3 PC240LC-3 PC280LC-3 PW200-1 PW210-1WA700-1 WA800-1
Weight (kg)	2.879	20.277	12.648	6.25	34.24	14.5	5.07	7.94









FOR PRICES contact WHP or refer to website www.whp.co.uk								
OEM	KOMATSU	KOMATSU	KOMATSU	KOMATSU	KOMATSU	KOMATSU	KOMATSU	KOMATSU
WHP Part No.	511/30543KOM	511/30544KOM	511/30545KOM	511/30546KOM	511/30548KOM	511/30549KOM	512/30529KOM	512/30530KOM
Description	Aluminium Bodied Single Pump	Aluminium Bodied Single Pump for Wheel Loader	Aluminium Bodied Single Pump	Aluminium Bodied Single Pump	Aluminium Bodied Single Pump	Cast Iron Bodied Single Pump	Aluminium Bodied Tandem Main Pump for Excavator	Aluminium Bodied Tandem Pump for Wheel Loader
OEM Part number	704-11-40100	705-12-38010	705-12-32110	705-22-40070	705-14-34531	07430-72203	84012 0006	705-51-20170
Number on Product	704-11-40100	705-12-38010	705-12-32110	705-22-40070	705-14-34531	07430-72203	2ISP27688GFD	705-51-20170
OEM Model numbers	D57S	WA500-1, WS16S-2, WS23-1, WS23-2, WS23S-2					PC05	WA150-1 WA200-1 WA250-1 1WU10S-1
Weight (kg)	13.81	12.63	6.09	13.37	10.44	9.42	4.8	13.428









FOR PRICES contact WHP or refer to website www.whp.co.uk								
OEM	KOMATSU	KOMATSU	KOMATSU	KOMATSU	KOMATSU	KOMATSU	KOMATSU	KOMATSU
WHP Part No.	5I2/30531KOM	5I2/30532KOM	5I2/30533KOM	5I2/30534KOM	5I2/30535KOM	5I2/30536KOM	5I2/30537KOM	5I2/30539KOM
Description	Aluminium Bodied Tandem Pump for Wheel Loader	Aluminium Bodied Tandem Pump	Aluminium Bodied Tandem Pump for Grader	Aluminium Bodied Tandem Pump for Wheel Loader	Aluminium Bodied Tandem Pump	Aluminium Bodied Tandem Pump	Aluminium Bodied Tandem Pump for Bulldozer	Cast Iron Bodied Tandem Pump
OEM Part number	705-51-20070	705-51-32080	705-52-10050	705-52-30220	705-51-32000	705-52-20240	705-52-40100	07400-40400
Number on Product	705-51-20070	705-51-32080	705-52-10050	705-52-30220	705-51-32000	705-52-20240	705-52-40100	07400-40400
OEM Model numbers	WA180-1 WA200-1 WA300-1 WA320-1		GD505A-2 GD600R-2,3 GD650R-2,3 GD655R-2,3 GD655R-2,3	WA380-1	K540-1 540B-1 W-120-2	WA450-1, WA470-1	D375A-2	
Weight (kg)	13.459	24.81	9.807	15.475	24.5	13.2	34.5	15.98









FOR PRICES contact WHP or refer to website www.whp.co.uk								
OEM	KOMATSU	KOMATSU	KOMATSU	KOMATSU	KOMATSU	KOMATSU	KOMATSU	KOMATSU
WHP Part No.	5I2/30540KOM	5I2/30541KOM	5I2/30542KOM	5I2/30543KOM	5I2/30544KOM	5I2/30545KOM	5I2/30546KOM	5I2/30547KOM
Description	Cast Iron Bodied Tandem Pump	Aluminium Bodied Tandem Pump for Wheel Loader	Aluminium Bodied Tandem Pump	Cast Iron Bodied Tandem Pump	Cast Iron Bodied Tandem Main Pump for Bulldozer	Aluminium Bodied Tandem Pump	Aluminium Bodied Tandem Pump	Aluminium Bodied Tandem Pump
OEM Part number	07400-30200	705-52-30080	704-56-11101	07400-30102	07400-40500	705-51-22000	705-52-30280	
Number on Product	07400-30200	705-52-30080	704-56-11101	07400-30102	07400-40500	705-51-22000	705-52-30280	705-51-20240 705-51-20300
OEM Model numbers		WA350-1B	GD10RC-1 GD500R-1 GD505R-2 GD600R-1 GD605A/R-1 GD650R-1 GD655A/R-1		D60E-8, D60-A-8, D60E6B	GD10RC-1 GD500R-1 GD505R-2 GD600R-1 GD605A/R-1 GD650R-1 GD655A/R-1	WA450-3	WA250-1
Weight (kg)	15.56	26.571	26.57	26.571	18.8	13.65	25.35	13.19









FOR PRICES contact WHP or refer to website www.whp.co.uk								
OEM	KOMATSU	KOMATSU	KOMATSU	KOMATSU	KOMATSU	KOMATSU	KOMATSU	KOMATSU
WHP Part No.	5I2/30548KOM	5I2/30549KOM	5I2/30550KOM	5I2/30551KOM	5I2/30553KOM	5I2/30554KOM	5I2/48700KOM	5I3/30527KOM
Description	Aluminium Bodied Tandem Pump for Wheel Loader	Aluminium Bodied Tandem Main Pump for Wheel Loader	Aluminium Bodied Tandem Main Pump for Wheel Loader	Aluminium Bodied Tandem Main Pump	Aluminium Bodied Tandem Main Pump for Dump Truck	Aluminium Bodied Tandem Main Pump for Wheel Loader	Cast Iron Bodied Tandem Pump	Aluminium Bodied Triple Main Pump for Excavator
OEM Part number	705-82-10030	705-51-20140	705-51-20400	705-51-20480	705-51-42010	705-51-20290	70552-30130	
Number on Product	705-82-10030	705-51-20140	705-51-20400	705-51-20480	705-51-42010	705-51-20090, 705-51-20290	70552-30130	2ISP28251GFD1
OEM Model numbers	GD655A3	WA300-1, WA320-1	WA200-1		HD785-2	WA200-1, WA200-3	WA500-1	PC30/6, PC40, PC30, PC40/6
Weight (kg)	6.3	13.95	12.89	13.1	41.5	12.9	19.59	7.8









FOR PRICES contact WHP or refer to website www.whp.co.uk								
OEM	KOMATSU	KOMATSU	KOMATSU	KOMATSU	KOMATSU	KOMATSU	KOMATSU	KOMATSU
WHP Part No.	5I3/30529KOM	5I3/30530KOM	5I3/30531KOM	5I3/30532KOM	5I3/30533KOM	5I3/30534KOM	5I3/30535KOM	5I4/30529KOM
Description	Aluminium Bodied Triple Pump	Aluminium Bodied Triple Pump	Aluminium Bodied Triple Pump	Aluminium Bodied Triple Pump	Aluminium Bodied Tandem Pump for Mini Excavator	Aluminium Bodied Triple Main Pump for Wheel Loader	Aluminium Bodied Triple Main Pump for Excavator	Aluminium Bodied Quadruple Main Pump for Front Loader
OEM Part number	705-56-34240	705-56-44001	705-41-08090	705-41-08001	705-41-08010	705-58-44050	705-41-08070	705-56-34090, 705-56-34180
Number on Product	705-56-34240	705-56-44001, 705-56-44010	705-41-08090	705-41-08001	705-41-08010	705-58-44050	705-41-08070	705-56-34090, 705-56-34180
OEM Model numbers	WA400-1, WA420-1		PC40-7 PC50UU-2	PC30-6 S/N, 10001-UP, PC20- 6 S/N 24001-UP	PC40-6 S/N 10001 UP	WA600-1	PC20-7	VW380
Weight (kg)	40.28	53.0	7.93	7.54	7.83	43.0	7.9	45.5









FOR PRICES contact WHP or refer to website www.whp.co.uk								
OEM	KOMATSU	KOMATSU	KOMATSU	KOMATSU	KOMATSU	KOMATSU	KOMATSU	KOMATSU
WHP Part No.	5I4/30530KOM	5K1/47531TOY	5K1/48001KOM	5K1/48002KOM	5K1/48003KOM	5K1/48004KOM	5K1/48005KOM	5K1/48006KOM
Description	Aluminium Bodied Quaduple Main Pump for Loader	Aluminium Bodied Single Pump	Aluminium Bodied Single Main Pump for Forklift	Aluminium Bodied Single Main Pump for Forklift	Aluminium Bodied Single Main Pump for Forklift	Aluminium Bodied Single Main Pump for Forklift	Aluminium Bodied Single Main Pump for Excavator	Aluminium Bodied Single Main Pump for Forklift
OEM Part number	705-55-34140, 705-55-34180, 705-55-34181	L66-99-15810	37B1KB2020 37B1KB2021	3EB-60-11110	3RA6019100	37B-1KB-2021	3EB-60-12410 3EB-60-11120 3EB-60-12251	3EB6012510
Number on Product	705-55-34140, 705-55-34180, 705-55-34181	KP0570CHSS	KRP4-30ASSB	KRP4-19CSSB OCEO	KZP4-17CSSB	KRP4-30ASSBDD	3EB-60-12210	KZP4-27ASSB
OEM Model numbers	WA380-3		FD25T, FD20- 30H, FD25-11E			FD20-30H	KZP4-23CSSB FD25-8, FD25- 11E, FG20-30	FD30
Weight (kg)	46.5	1.6	3.6	3.2	3.2	3.6	3.4	3.5









FOR PRICES contact WHP or refer to website www.whp.co.uk								
OEM	KOMATSU	KOMATSU	KOMATSU	KOMATSU	KOMATSU	KOMATSU	KOMATSU	KOMATSU
WHP Part No.	5K1/48007KOM	5K1/48008KOM	5K1/48009KOM	5K1/48010KOM	5K1/48011KOM	5K2/35000KOM	5K2/35001KOM	5K2/35002KOM
Description	Aluminium Bodied Single Main Pump for Forklift	Cast Iron & Aluminium Bodied Single Main Pump for Forklift	Cast Iron & Aluminium Bodied Single Main Pump for Forklift	Cast Iron & Aluminium Bodied Single Main Pump for Forklift	Aluminium Bodied Single Main Pump for Forklift	Aluminium Bodied Tandem Main Pump for Excavator	Cast Iron & Aluminium Bodied Tandem Main Pump for Forklift	Aluminium Bodied Tandem Main Pump for Grader
OEM Part number	3EB-60-2261Y	H26-1KB-3040	37B1KA3050, H261KA3050	H26-1KA-3010	3RA-60-11100	23A6011101	3EC-60-39920	23B6011300
Number on Product	KRP4-33 CSSBDD	KFP2227ASMSJ	KFP2228CSMSJ	KFP2219CSMSJ	KZP4-14CSSBDF	KRP4-27-17CES	KFP3260- KP1005AK	2P3146 50CK 3K3DM
OEM Model numbers		WB70A, FD30T12					FG40-CT, FD40T-7	GD625A
Weight (kg)	3.75	3.75	4.745	3.841	2.81	6.1	12.1	10.896









FOR PRICES contact WHP or refer to website www.whp.co.uk								
OEM	KOMATSU	KOMATSU	KOMATSU	KOMATSU	KOMATSU	KOMATSU	KOMATSU	KOMATSU
WHP Part No.	5K2/35003KOM	5K2/35004KOM	5K2/35005KOM	5K3/46000KOM	5K3/46001KOM	5S1/40091SP3	5S1/40115KOM	5S1/47520KOM
Description	Aluminium Bodied Tandem Main Pump for Grader	Aluminium Bodied Tandem Main Pump for Mini Excavator	Cast Iron Bodied Tandem Main Pump for Forklift	Aluminium Bodied Triple Main Pump for Excavator	Aluminium Bodied Triple Main Pump for Mini Excavator	Aluminium Bodied Single Pump for Forklift	Aluminium Bodied Single Main Pump for Forklift	Cast Iron & Aluminium Bodied Single Main Pump for Forklift
OEM Part number	23B6011201	23A6011100	23B6011100	20T-60-00400 (WAS 20T-60032110)	21F6012110	3ED60-41100		
Number on Product	2P3120 KP1009CES	KRP4-27-17CB 4B1102	KFP3236-20CFESE	KHP4-14-14-10CD	KRP4-12-12-12CHN 4A0602	A40L 27237	C32L 27242	DSG1A21R641 118-1
OEM Model numbers	GD625A_1			PC40-5	PW30-A	FD35T, FD40, FD45-5, FD60/S	FD35-4	
Weight (kg)	8.498	6.087	13.39	10.7	6.437	6.567	6.2	6.0









FOR PRICES contact WHP or refer to website www.whp.co.uk								
OEM	KOMATSU	KOMATSU	KOMATSU	KOMATSU	KOMATSU	KOMATSU	KOMATSU	KOMATSU
WHP Part No.	5S1/47526KOM	5S1/48006KOM	5S1/50001KOM	5S2/45010KOM	5S2/47514TOY	5S2/50001KOM	5S2/50002KOM	5S2/50003KOM
Description	Cast Iron & Aluminium Bodied Single Main Pump for Forklift	Cast Iron & Aluminium Bodied Single Main Pump for Forklift	Aluminium Bodied Single Main Pump	Aluminium Bodied Tandem Main Pump for Excavator	Aluminium Bodied Tandem Main Pump for Mini Excavator	Aluminium Bodied Tandem Main Pump	Aluminium Bodied Tandem Main Pump for Wheel Loader	Aluminium Bodied Tandem Main Pump for Wheel Loader
OEM Part number	37R-1KF-8052	37R-1KF-8051	385-104-90971	20E60K1140		3819860341	38510079282	38510234561
Number on Product	05A14.5R280 078-5	05A14.5R942	20A27R589 048-00567	A14.3/6.3L 33763	2525R141	D27.27A9Z9L567	A27-27L187 093.00305	A44-32L218 129-01571
OEM Model numbers	FB10, FB15	FG10, 15, FB15RJW-8		PW30, PW130	PC02		JH80C-1 530-1 530B-1	540-1 540B-1
Weight (kg)	4.007	3.1	3.5	3.849	1.45	11.0	5.645	11.5









FOR PRICES contact WHP or refer to website www.whp.co.uk								
OEM	KOMATSU	KOMATSU	KOMATSU	KOMATSU	KOMATSU	KOMATSU	KRAMER	KRAMER
WHP Part No.	5S2/50004KOM	5S3/40083KOM	5U1/41128KOM	5U1/41450KOM	5U2/40095KOM	5U1/42248ULT	5B1/1517222359	5B1/1517222376
Description	Cast Iron & Aluminium Bodied Tandem Main Pump for Forklift	Aluminium Bodied Triple Main Pump for Excavator	Aluminium Bodied Single Pump for Forklift	Aluminium Bodied Single Main Pump for Forklift	Aluminium Bodied Tandem Main Pump for Forklift	Aluminium Bodied Single Main & Power Steering Pump with Load Sense Valve for Forklift	Aluminium Bodied Single Front Section Pump for Excavator fitted to 5B2/57004KRA	Aluminium Bodied Tandem Back Section Steering Pump for Loading Shovel fitted to 5B2/57004KRA
OEM Part number	SDYB56.7L328 081-4	795-41-R2001		3EB-60-A5110	3EC60A5110	9764325		
Number on Product	SE357	2PB10.5/10.5/8.3	5325	6251	9048	7093	1517 222 359	1517 222 376
OEM Model numbers		PC20/6F, PC25, PC30				FD25	512SL / STEYR 9094, D80.6, FENDT 308	512SL
Weight (kg)	7.789	5.746	4.0	3.676	11.588	5.1	2.6	2.54









FOR PRICES contact WHP or refer to website www.whp.co.uk								
OEM	KRAMER	KRAMER	KRAMER	KRAMER	KRAMER	KRAMER	KRAMER	KRAMER
WHP Part No.	5B1/40000KRA	5B2/57001KRA	5B2/57002KRA	5B2/57003KRA	5B2/57004KRA	5HP2/40000KRA	5S1/32600KRA	5S1/32601KRA
Description	Aluminium Bodied Single Main Pump for Excavator	Aluminium Bodied Tandem Main Pump for Excavator	Aluminium Bodied Tandem Main Pump for Excavator	Aluminium Bodied Tandem Main Pump for Excavator	Aluminium Bodied Tandem Main Pump for Excavator	Aluminium Bodied Tandem Main Pump for Excavator	Aluminium Bodied Single Main Pump for Tractor, Loader, Backhoe	Aluminium Bodied Single Main Pump for Loading Shovel
OEM Part number	0003 619 201	0003 619 301					0003618301	
Number on Product	0510 725 364	0510 365 305	0510 565 317	0510 465 324	0510 665 337	P2DCN2022CA2 012CL10-C02	SNP2/19S C002 0510 625 325 0510 625 314	SNP2/22S C002 0510 725 330 0510 725 342
OEM Model numbers	512SE	312SE	312LE, 512, SE, 516		512SL		312 312SE	312LEX 312SL
Weight (kg)	5.7	4.6	4.7	4.7	4.7	4.47	3.2	3.3









FOR PRICES contact WHP or refer to website www.whp.co.uk								
OEM	KUBOTA	KUBOTA	KUBOTA	KUBOTA	KUBOTA	KUBOTA	KUBOTA	KUBOTA
WHP Part No.	5B2/48999KUB	5B3/40010KUB	5B3/40011KUB	5B3/40012KUB	5B3/40014KUB	5C1/26204RAD	5K1/46528MIT	5K1/48506KAY
Description	Aluminium Bodied Tandem Main Pump for Excavator	Aluminium Bodied Triple Main Pump for Excavator	Aluminium Bodied Triple Main Pump for Excavator	Aluminium Bodied Triple Main Pump for Excavator	Aluminium Bodied Triple Main Pump for Excavator	Aluminium Bodied Single Main Pump for Tractor	Aluminium Bodied Single Main Pump for Tractor	Aluminium Bodied Single Auxiliary Pump for Mini Shovel
OEM Part number					RG10861112 RG10961110			69201-6111-2
Number on Product	0510 265 006	0510 365 013	0510 565 058	0510 565 079	0510 365 015	26204 RAD	KP0570ATSS	KRP4-17AEBSF 3G4AG
OEM Model numbers	KX36, KH36	KX41, KX71	KX71	KX71-2	AX41, KX41/2	PATHFINDER	245DT, L285,	RW30
Weight (kg)	9.6	6.9	7.5	7.6	6.9	3.273	1.6	3.091









FOR PRICES contact WHP or refer to website www.whp.co.uk								
OEM	KUBOTA	KUBOTA	KUBOTA	KUBOTA	KUBOTA	KUBOTA	KUBOTA	KUBOTA
WHP Part No.	5K1/49016TCM	5K2/48998KUB	5K2/48999KUB	5K2/49001KUB	5K2/49002KUB	5K2/49003KUB	5K3/47504KAY	5K3/49003KUB
Description	Aluminium Bodied Single Main Pump for Mini Excavator	Aluminium Bodied Tandem Main Pump for Mini Excavator	Aluminium Bodied Tandem Main Pump for Excavator	Aluminium Bodied Tandem Main Pump for Excavator	Aluminium Bodied Tandem Main Pump for Mini Excavator	Aluminium Bodied Tandem Main Pump for Excavator	Aluminium Bodied Triple Main Pump for Mini Excavator	Aluminium Bodied Triple Pump for Mini Excavator
OEM Part number				68271-6104-2		68331-6610-0		68311/61110
Number on Product	KP0588ATSS	KP0553-53CSES	KP0540-40CSES	KHP4-19-19-CD	KRP4-17-17C	KRP4-17-17CTSSD	70FD 16W	KRP4-9-9-6CK
OEM Model numbers	L2000		KX36	KH28		KH18		KX024, KX61
Weight (kg)	1.6	2.97	3	9.4	5.7	5.8	6.6	6.1









FOR PRICES contact WHP or refer to website www.whp.co.uk								
OEM	KUBOTA	KUBOTA	KUBOTA	KUBOTA	KUBOTA	KUBOTA	KUBOTA	KUBOTA
WHP Part No.	5U2/40051JCB	5U3/40200KUB	5Z1/40030KUB	5Z1/40031KUB	5Z1/40032KUB	5Z1/40033KUB	5Z1/40034KUB	5Z1/40035KUB
Description	Aluminium Bodied Tandem Main Pump for Mini Excavator	Aluminium Bodied Triple Main Pump for Mini Excavator	Aluminium Bodied Single Main Pump with Secondary Mounting Flange on Rear of Pump for Tractor	Aluminium Bodied Single Main Pump for Tractor	Aluminium Bodied Single Pump for Excavator	Aluminium Bodied Single Main Pump for Mini Excavator	Aluminium Bodied Single Main Pump for Mini Excavator	Aluminium Bodied Single Main Pump for Tractor
OEM Part number			94316H					
Number on Product	5319	3899	307002-4590	307002-4472, 9217996	307002-3480	307002-2160, 307002-2161	307002-7481	307002-7360
OEM Model numbers	KH14	LF3810	KH191		KH101, KH90			54-50
Weight (kg)	5.1	7.1	4.5	3.9	3.8	3.4	3.8	3.8









FOR PRICES contact WHP or refer to website www.whp.co.uk								
OEM	KUBOTA	KUBOTA	KUBOTA	KUBOTA	KUBOTA	KUBOTA	KUBOTA	KUBOTA
WHP Part No.	5Z1/40036KUB	5Z1/40037KUB	5Z1/40038KUB	5Z1/40040KUB	5Z1/40041KUB	5Z1/40042KUB	5Z1/40043KUB	5Z1/40044KUB
Description	Aluminium Bodied Single Main Pump for Tractor	Aluminium Bodied Single Main Pump for Tractor	Aluminium Bodied Single Secondary Pump for Mini Excavator	Aluminium Bodied Single Main Pump for Tractor	Aluminium Bodied Single Main Pump for Mini Excavator	Aluminium Bodied Single Main Pump for Backhoe	Aluminium Bodied Single Main Pump for Mini Excavator	Aluminium Bodied Single Main Pump for Tractor
OEM Part number		36500-8220-4	RD30161120	35420-82203, 36850-82202				
Number on Product	307002-7380	307002-5342	307002-4671, 9218006, KX161-2	307002-7473 9218018	307002-5560, 48324 9218014	307002-4610, 48226 9218003	307002-7550, 9246683	307001-3020, 307001-3071,
OEM Model numbers		M7500, M5500		48406	K040	L65		39210 11R M7950DT
Weight (kg)	2.962	3.815	2.66	3.96	2.58	2.65	2.75	2.33









FOR PRICES contact WHP or refer to website www.whp.co.uk								
OEM	KUBOTA	KUBOTA	KUBOTA	KUBOTA	KUBOTA	KUBOTA	KUBOTA	KUBOTA
WHP Part No.	5Z1/40046ZEX	5Z2/40101HIT	5Z2/41207KUB	5Z2/41208KUB	5Z2/41209KUB	5Z2/41210KUB	5Z2/41211KUB	5Z2/41212KUB
Description	Aluminium Bodied Single Main Pump for Tractor	Aluminium Bodied Tandem Main Pump for Tractor	Aluminium Bodied Tandem Main Pump for Tractor	Aluminium Bodied Tandem Main Pump for Mini Excavator	Aluminium Bodied Tandem Main Pump for Mini Excavator	Aluminium Bodied Tandem Main Pump for Mini Excavator	Aluminium Bodied Tandem Main Pump for Mini Excavator	Aluminium Bodied Tandem Main Pump for Mini Excavator
OEM Part number	341271			942132	68721 61110		84521K	9621810752 74918H
Number on Product	307002-7500, 307002-7501, 307002-7502, 307002-7503, 9218020 38626	307012-9401 9218053 38722	307082-7030, 48407 9218070	307012-5020	307012-6111	307012-5001 96520	307012-0291 96422	307012-1021
OEM Model numbers	7950DT	M1-75DT		KH36, KH012	KH41, KH35			KH 90, KH 151, KH 101
Weight (kg)	4.246	4.698	4.63	4	4.4	6.4	4.7	5.1









FOR PRICES contact WHP or refer to website www.whp.co.uk								
OEM	KUBOTA	KUBOTA	KUBOTA	KUBOTA	KUBOTA	KUBOTA	KUBOTA	KUBOTA
WHP Part No.	5Z2/41213KUB	5Z2/41214KUB	5Z2/41215KUB	5Z2/41219KIK	5Z3/41214KUB	5Z3/41215KUB	5Z3/41216KUB	5Z3/41217KUB
Description	Aluminium Bodied Tandem Main Pump for Tractor	Aluminium Bodied Tandem Main Pump for Tractor	Aluminium Bodied Tandem Main Pump for Excavator	Aluminium Bodied Tandem Main Pump for Mini Excavator	Aluminium Bodied Triple Main Pump for Excavator	Aluminium Bodied Triple Main Pump for Excavator	Aluminium Bodied Triple Main Pump for Excavator	Aluminium Bodied Triple Main Pump for Excavator
OEM Part number	32530-7610-2		548061		56202N	46804N	94126A 68741 61110	
Number on Product	307016-0131 08929	307016-0111 96708	307012-3590	307082-7020, 9218069	307012-8170	307012-8160	307012-1091 307012-1090	307012-1000
OEM Model numbers	L4150 4 Wheel Drive	M4050	KH20		KX151, EX151	KX101, HX040, KZ240, KZ040	KH60, KH66	KH60
Weight (kg)	6.558	6.3	5.2	4.74	9.8	6.8	6.63	6.6









FOR PRICES contact WHP or refer to website www.whp.co.uk								
OEM	KUBOTA	LACRE	LAMBORGHINI	LAMBORGHINI	LANDINI	LANDINI	LANDINI	LANDINI
WHP Part No.	5Z3/41218KUB	5S1/32300HAY	5U1/45002LAM	5S1/41126LAM	5S1/39909MF	5S1/39910MF	5S1/39911MF	5S1/39985MF
Description	Aluminium Bodied Triple Main Pump for Excavator	Aluminium Bodied Single Main Pump for Brush	Aluminium Bodied Single Main Pump for Forklift	Aluminium Bodied Single Main Pump for Tractor	Aluminium Bodied Single Main Pump for Crawler	Aluminium Bodied Single Main Pump for Tractor	Aluminium Bodied Single Main Pump for Combine	Aluminium Bodied Single Main Pump for Tractor
OEM Part number				245294800, 640 R 2052				3219330M91
Number on Product	307012-8201 9218043 38730	SNP2/17D C001	W3A148L23QA1 1NN,	0510 525 331, SNP2 11S SC01 RMM1	SNP2/14S C001	SNP2/17S C001	SNP2/17S SC01	TAP22-90/44 S SC04 PAA/7E
OEM Model numbers	KH60, KX41		3309112197	R955 NO. 1726+, 653, 754, 784, 854, A182, R683, R684, R654, R653 NO.1940+, R583 NO. 1581+, R851 NO. 2772+, R904 NO. 1226+	400	184S	1056	200, 200B
Weight (kg)	5.7	2.9	0.98	2.55	2.8	2.9	2.7	7.4









FOR PRICES contact WHP or refer to website www.whp.co.uk								
OEM	LANDINI	LANDINI	LANDINI	LANDINI	LANDINI	LANDINI	LANDINI	LANDINI
WHP Part No.	5S1/40039MF	5S1/40041MF	5S1/40043MF	5S1/40044MF	5S1/40045MF	5S1/40046MF	5S1/40047MF	5S1/41290LAN
Description	Aluminium Bodied Single Power Steering Pump for Tractor	Aluminium Bodied Single Main Pump for Tractor	Aluminium Bodied Single Pump for Tractor	Aluminium Bodied Single Power Steering Pump for Tractor	Aluminium Bodied Single Main Pump for Tractor	Aluminium Bodied Single Main Pump for Tractor	Aluminium Bodied Single Steering Pump for Tractor	Aluminium Bodied Single Power Steering Pump for Tractor
OEM Part number	3300930M91	3539857M91	3533911M91 3534941M94	3533910M93, 3534386M91, 3534940M91	3538957M91/3 543134M91	3539859M91	1825210M91 3539858M91 3546159M91	1424599M91, 3540970M91
Number on Product	TFP4.3SSC02AD C	SNP2 11 D C001 LAU1	SNP2 11S C009RKSC	SNP2/11 D C009 RKT C/5N	SNP2 14SC009RMSC	SNP2/17 S C001 RLS1	SNP2/11S C001	SNE2/11S C001 RVK6N
OEM Model numbers	174F, 174S, 184F, 184S, 194F, 1114, 1134	373, 377, 383, 387, 393, 397, 6500, 7500, 7800, 6550, 7550, 8550, 6830, 7830, 883, 8500	373, 374, 374, 374V TO 09/93, 374V, 377, 383, 383LX, 383S, 384, 384F, 384S, 384V, 387, 393, 393 S, 393TLX, 394, 394 H, 394 SP- FP-SP-GE, 394 T, 397, 397T, 1007		373, 373 LX, 373S, 374, 377, 383, 383 LX, 383S, 384, 387, 393, 393 LX, 393S, 393TLX, 394, 3984 SP- FP, 394T, 397, 397T, 1007		DT 254 R 254 5500 EPH8001 234C 7550 9880	DT 12500, 5500 EPH8001, 6500, 7500, 8500, R7000, EHP8800
Weight (kg)	1.19	4.95	2.6	2.6	3.1	2.94	2.56	2.689









FOR PRICES contact WHP or refer to website www.whp.co.uk								
OEM	LANDINI	LANDINI	LANDINI	LANDINI	LANDINI	LAYCOCK	LEYLAND	LEYLAND
WHP Part No.	5S1/41291LAN	5S1/41292LAN	5S1/41293LAN	5S1/41294LAN	5S1/41295LAN	5S1/42500WIL	5S1/39943LEY	5S1/39946LEY
Description	Aluminium Bodied Single Main Pump for Tractor	Aluminium Bodied Single Main Pump for Tractor	Aluminium Bodied Single Main Pump for Tractor	Aluminium Bodied Single Main Pump for Tractor	Aluminium Bodied Single Main Pump for Tractor	Aluminium Bodied Single Main Pump for Car Ramp	Aluminium Bodied Single Power Steering Pump for Bus/Lorry	Aluminium Bodied Single Power Steering Pump with Flow Control & Relief Valve for Truck
OEM Part number	1425495M91, 1425 495 R9, 1425495M92/3 549614M91	3536739M91 1425495M92		3531399M91	2733866M91		KDK4124	KDK4232
Number on Product	SNP3/26S C001	SNP3/33S C001	SNP2/11D C101	SNP2/11D C001	SNP2/25D C001	C072X	A22.4L 28715	A22.4L 29378
OEM Model numbers	10000, 12500, 13000, 14500	1134		6500, 7500, 7800, 6550, 7550, 8550, 6830, 7830, 883		3 1/2 Ton Lift	Constructor 8	
Weight (kg)	6.3	6.4	2.7	2.6	3.3	0.82	4.26	4.241









FOR PRICES contact WHP or refer to website www.whp.co.uk								
OEM	LEYLAND	LEYLAND	LEYLAND	LEYLAND	LEYLAND	LEYLAND	LEYLAND	LEYLAND
WHP Part No.	5S1/39948LEY	5S1/39949LEY	5S1/39951LEY	5S1/39952LEY	5S1/39963LEY	5S1/39970LEY	5S1/40000SAU	5S1/40014LEY
Description	Aluminium Bodied Single Power Steering Pump with Flow Control & Relief Valve for Truck	Aluminium Bodied Single Power Steering Pump with Flow Control & Relief Valve for Truck	Aluminium Bodied Single Main Pump for Truck	Aluminium Bodied Single Main Pump for Truck	Aluminium Bodied Single Power Steering Pump for Lorry	Aluminium Bodied Single Power Steering Pump with Flow Control & Relief Valve for Truck	Aluminium Bodied Single Power Steering Pump with Flow Control & Relief Valve for Lorry or Bus	Aluminium Bodied Single Power Steering Pump with Inbuilt Flow Valve & Relief Valve for
OEM Part number	ACU2771	AAU7215		ACU5289	EUHAJ3534/Y10	35517891	AKU1133	Lorry ACU1028Y10
Number on Product	C15L 19021	C15L 19217	A15L 19683	A15L 26354	A15L 26114	A15L 08610	C11.4L 26651	A11.4L 19524
OEM Model numbers		Octopus		B43	Freighter	Freighter , Atlantean, Fleetline with Rolls Royce Eagle Engine		
Weight (kg)	3.543	3.623	2.973	2.968	3.73	3.588	3.8	3.81









FOR PRICES contact WHP or refer to website www.whp.co.uk								
OEM	LEYLAND	LEYLAND	LEYLAND	LEYLAND	LEYLAND	LEYLAND	LEYLAND	LEYLAND
WHP Part No.	5S1/40046LEY	5S1/40095LEY	5S1/40097LEY	5S1/40098LEY	5S1/40107LEY	5S1/41101LEY	5S1/41112LEY	5S1/41113LEY
Description	Aluminium Bodied Single Power Steering Pump for Truck	Aluminium Bodied Single Power Steering Pump with Flow Control & Relief Valve for Truck	Aluminium Bodied Single Power Steering Pump with Flow Control & Relief Valve for Truck	Aluminium Bodied Single Power Steering Pump with Flow Control & Relief Valve for Truck	Aluminium Bodied Single Power Steering Pump with Flow Control & Relief Valve for Landtrain	Aluminium Bodied Single Power Steering Pump with Inbuilt Flow Control & Relief Valve for Lorry	Aluminium Bodied Single Power Steering Pump with Flow Control & Relief Valve for Lorry	Aluminium Bodied Single Power Steering Pump with Flow Control & Relief Valve for Chassis
OEM Part number	AAU5658	FBU2590, 10620880/30	AJU1780		AAU8556Y19 AAU7215	NDJ1153	10621212/10	10621212/29
Number on Product	C15L 12116	A11.4L 15210	C11.4L 26551	A11.4L 28007	C15L 19381	C15L 26475	A14.4L 15238	A11.4L 15257
OEM Model numbers	B45 B20 B21	Super Comet	MLT20(98SERIES)	Freighter (MMB/Dairy Crest-Special Pump with rear Hyd.)	T45	S24	Super Comet 680, 690	680, 690
Weight (kg)	2.34	3.64	3.903	3.141	3.265	3.6	4.23	3.987









FOR PRICES contact WHP or refer to website www.whp.co.uk								
OEM	LEYLAND	LEYLAND	LEYLAND	LEYLAND	LEYLAND	LEYLAND	LIEBHERR	LIEBHERR
WHP Part No.	5S1/41115LEY	5S1/41203LEY	5S1/41206LEY	5S1/41208DET	5S1/41210LEY	5S1/41215PSP	5B1/1517222442	5B1/42000LEB
Description	Aluminium Bodied Single Power Steering Pump with Flow Control & Relief Valve for Truck	Aluminium Bodied Single Power Steering Pump with Flow Control & Relief Valve for Constructor	Aluminium Bodied Single Power Steering Pump with Flow Control & Relief Valve for Truck	Aluminium Bodied Single Power Steering Pump with Flow Control & Relief Valve for Truck	Aluminium Bodied Single Power Steering Pump with Flow Control & Relief Valve for Truck	Aluminium Bodied Single Power Steering Pump with Flow Control & Relief Valve for Truck	Aluminium Bodied Tandem Back Section SERVO Pump for Excavator	Aluminium Bodied Single Pump for Excavator
OEM Part number	AAU2069Y10	AAU8556Y11	AAU8556Y07, AAU8556Y11F	5062/24 PHJ0001		RDK3139		
Number on Product	A11.4L 18719	C15L 19373	C15L 19369	C15L 08762	A15L 17414	A15L 26043	1517 222 442	0510 615 324
OEM Model numbers		T45	Roadrunner T45, Cruiser, Constructor 8	Marathon	Roadtrain 17.30			902
Weight (kg)	3.63	3.352	3.288	3.568	3.802	3.257	0.75	4.5









FOR PRICES contact WHP or refer to website www.whp.co.uk								
OEM	LIEBHERR	LIEBHERR	LIEBHERR	LIFTON	LIFTON	LIFTON	LINDE	LINDE
WHP Part No.	5B1/57010LIE	5B2/39002LIE	5HP2/70010LIE	5C1/26002RZE	5C1/72400RAD	5S1/39910MF	5B2/39000LIN	5B2/39003LIN
Description	Aluminium Bodied Single Auxiliary Pump for Excavator	Aluminium Bodied Tandem Pump with Flow Control and Relief Valve for Excavator	Aluminium Bodied Tandem Main Pump for Excavator	Aluminium Bodied Single Main Pump for Mini Dumper	Aluminium Bodied Atrial Piston Pump for Dumptruck	Aluminium Bodied Single Main Pump for Dumper	Aluminium Bodied Tandem Main & Power Steering Pump for Forklift	Aluminium Bodied Tandem Main & Power Steering Pump for Forklift
OEM Part number			5004117			1576611	000981 0080	0009810092
Number on Product	0510 725 044	0510 566 305	P2DCN2022CX2 004CL10C02V16 OV14 912, 932	26002 RZE	72400 RAD	SNP2/17S C001	0510 565 050	0510 768 019, 1517 222 895
OEM Model numbers				Loadstar	Loadstar 750	350	H16T, H18D	331, 351
Weight (kg)	3.913	8.2	4.177	2.5	28.78	2.9	8.2	13.134









FOR PRICES contact WHP or refer to website www.whp.co.uk								
OEM	LINDE	LINDE	LINDE	LINDE	LINDE	LINDE	LINDE	LINDE
WHP Part No.	5B2/40020LAN	5B2/40022LAN	5B2/58500LAN	5C1/39895LAN	5C2/40050LAN	5C2/40051LAN	5H1/41025BOS	5H2/40048LAN
Description	Aluminium Bodied Tandem Main & Power Steering Pump for Forklift	Aluminium Bodied Tandem Main & Power Steering Pump for Forklift	Aluminium Bodied Tandem Main Pump for Forklift	Cast Iron Bodied Single Main Pump for Forklift	Cast Iron Bodied Tandem Main & Power Steering Pump for Forklift	Cast Iron Bodied Tandem Main & Power Steering Pump for Forklift	Aluminium Bodied Single Main Pump for Forklift	Cast Iron Bodied Tandem Main Pump for Forklift
OEM Part number	9810042 000981 0242			H735002000	H726-011-000		H886-046/000	
Number on Product	0510 767 016	G5-25-10-H16F-24L	0510 565 045	3129610085	3239120043	503129620085-001	0510 725 042	2CP22151991/0 72902AA
OEM Model numbers	H25D, H30D, H25, H20, 351			7/3.0, 735	Henley, Hercules 7 Series		Hydrostatic 4/5 TON,S40	
Weight (kg)	5.6	4.6	6.926	20.17	50.0	32.0	11	55.5









FOR PRICES contact WHP or refer to website www.whp.co.uk								
OEM	LINDE	LINDE	LINDE	LINDE	LINDE	LINDE	LINDE	LINDE
WHP Part No.	5H2/40049LAN	5H2/40049LAN	5H2/40050HEN	5H2/40051LAN	5H2/40056LAN	5H3/40085LIN	5S1/33000COV	5S1/40013PSP
Description	Cast Iron Bodied Tandem Main Pump for Forklift	Cast Iron Bodied Tandem Main Pump for Crane	Cast Iron Bodied Tandem Main Pump for Forklift	Cast Iron Bodied Tandem Main Pump for Forklift	Aluminium Bodied Tandem Main & Power Steering Pump for Forklift	Aluminium Bodied Triple Main Pump for Forklift	Aluminium Bodied Single Power Steering Pump with Relief Valve for Forklift	Aluminium Bodied Single Power Steering Pump for Forklift
OEM Part number		H765-003-000	H012-023000		1725 010 100 1725 010 101	000 9810173	3009191001	3004538-005
Number on Product	P2CP22131911/ 041001BC	P2CP22131911/ 041001BC	020001 P689C	P832C P2CP22081610	0510 565 045	P140816CC/441 5	C072X/A1A17 C3.3L 17246	C15L 08402
OEM Model numbers		Hermes, 16- 1200, 75C	Warynski Equiv P689C	C376	725 Eagle		FAIR 5, FRER 5.2UTL	
Weight (kg)	54.0	54.0	33.0	29.0	7.1	6.4	1.4	2.67









FOR PRICES contact WHP or refer to website www.whp.co.uk								
OEM	LINDE	LINDE	LINDE	LINDE	LINDE	LINDE	LINDE	LINDE
WHP Part No.	5S1/40095LAN	5S1/40096LAN	5S1/40097LAN	5S1/40098LAN	5S1/40099LAN	5S1/40100LAN	5S1/40101LAN	5S1/40102LAN
Description	Aluminium Bodied Single Main Pump for Forklift	Aluminium Bodied Single Pump for Forklift	Aluminium Bodied Single Main Pump for Forklift	Aluminium Bodied Single Power Steering Pump for Forklift	Aluminium Bodied Single Main Pump for Forklift	Aluminium Bodied Single Main Pump for Forklift	Aluminium Bodied Single Main Pump	Aluminium Bodied Single Main Pump for Forklift
OEM Part number	3001074-002	3001074-007	2002801006	3001074-003	3001074-001		2028419/001	3009607
Number on Product	C6.3L 18270	C11.4L 18272	C084X	C4.5L 18269	C8.2L 18271	A4.5L 18273	SNP2/11D C001 1F	C8.2L 01639
OEM Model numbers	FOER9, FRER 5/45	FOER 9, FOER 15.2, 15.1		FRER	FOER 5.2S, FOER 920PFL			FOER 9
Weight (kg)	2.02	2.29	0.82	2.02	2.04	2.067	2.6	2.1









FOR PRICES contact WHP or refer to website www.whp.co.uk								
OEM	LINDE	LINDE	LINDE	LINDE	LINDE	LINDE	LINDE	LINDE
WHP Part No.	5S1/40103LAN	5S1/41201PSP	5U1/39900LAN	5U1/39901LAN	5U1/39903LAN	5U1/39904LAN	5U1/39905LAN	5U1/39906LAN
Description	Aluminium Bodied Single Power Steering Pump with Relief Valve for Forklift	Aluminium Bodied Single Main Pump for Tractor	Aluminium Bodied Single Main Pump with Flow Control & Relief Valve for Forklift	Aluminium Bodied Single Main Pump with Flow Control & Relief Valve for Forklift	Aluminium Bodied Single Main Pump for Forklift	Aluminium Bodied Single Power Steering Pump for Forklift	Aluminium Bodied Single Main Pump for Forklift	Aluminium Bodied Single Transmission Pump for Forklift
OEM Part number	3004607-001	3006460-001	6650189-001	3014655-001, 137784R2, 3014654, 5010986	1133062300, 8059061	9810109	3163001000	T725010100, T725001018
Number on Product	C6.4L 13300	A15L 11679	3965, 3339111610	3339111 003 C1704 003	8065	8064	4194	7878, 7367
OEM Model numbers			720	FODR625, FODR 620, FOD R5, FODR6	R20P	R16	S60	725
Weight (kg)	2.465	3.62	9.63	10.211	2.8	2.8	6.9	2.2







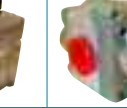

FOR PRICES contact WHP or refer to website www.whp.co.uk								
OEM	LINDE	LINDE	LINDE	LINKBELT	LONG	LONG	M AND W	MAN
WHP Part No.	5U1/39907LAN	5U1/39909LAN	5U1/41136HYS	5S1/49720LIN	5S1/40046FIA	5S1/33003COV	5H1/40109DYN	5S1/39980MAN
Description	Aluminium Bodied Single Main Pump for Forklift	Aluminium Bodied Single Main Pump for Forklift	Aluminium Bodied Single main Pump with Flow Control & Relief Valve for Forklift	Aluminium Bodied Single Main Pump for Crane	Aluminium Bodied Single Main Pump for Tractor	Aluminium Bodied Single Power Steering Pump for Tractor	Cast Iron Bodied Single Main Pump for Dynamometer	Aluminium Bodied Single Power Steering Pump for Bus
OEM Part number		3007355/2	3014655-001					
Number on Product	9007	4312	Replaces PVP323EIHIR	A14L967 023-5	C25XSN	C11.4L 01615	P7500	A20-5L 32464
OEM Model numbers		FRER5, FRER9	FOD R6, FODR625, FODR620, FOD R5		445,460	445,460	P400B	
Weight (kg)	4.3	1.7	8.8	2.454	2.38	2.3	41.5	3.3






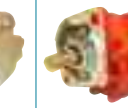


FOR PRICES contact WHP or refer to website www.whp.co.uk								
OEM	MANITOU	MANITOU	MANITOU	MANITOU	MANITOU	MANITOU	MANITOU	MANITOU
WHP Part No.	550/1/17448	5H1/41050MAN	5HP2/39989MAN	5HP2/39990MAN	5HP2/39991MAN	5HP2/39992MAN	5HP2/39993MAN	5HP2/39994MAN
Description	Aluminium Bodied Single Power Steering Pump for Forklift	Aluminium Bodied Single Main Pump for Forklift	Aluminium Bodied Tandem Main Pump for Forklift	Aluminium Bodied Tandem Main Pump for Forklift	Aluminium Bodied Tandem Main Pump for Forklift	Aluminium Bodied Tandem Main Pump for Forklift	Aluminium Bodied Tandem Main Pump for Forklift	Aluminium Bodied Tandem Main Pump for Forklift
OEM Part number				60569472 70119263			182307	
Number on Product	A11.4L 17448	P33CC 1349	P1AAN3025HA2 008H	4129	P1AAN3031HA2 008HL30	P1AAN2518HA2 006HL30A01N	P1AAN2022YD2 008YL30A01N	P1AFN2018HA2 008HL30A01N
OEM Model numbers	Maniscopic MT422FC, 425 MB25TC, M222FC	4RE 60H	ME30H	Maniscopic 425CP Turbo		4RM20, MC20HP	MCE 25H Series 12, MCE30HX	
Weight (kg)	3.0	9.6	8.6	8.95	8.7	4.784	4.358	4.78









FOR PRICES contact WHP or refer to website www.whp.co.uk								
OEM	MANITOU	MANITOU	MANITOU	MANITOU	MANITOU	MANITOU	MANITOU	MANITOU
WHP Part No.	5HP2/39995MAN	5U1/41125MAN	5U1/41126MAN	5U1/41127MAN	5U1/41128MAN	5U1/41165MAN	5U1/42260ULT	5U2/39879MAN
Description	Aluminium Bodied Tandem Main Pump for Forklift	Cast Iron Bodied Single Main & Power Steering Pump with Load Sense Valve for Telescopic Handler	Aluminium Bodied Single Main Pump for Forklift	Aluminium Bodied Single Main Pump with Inbuilt Flow Valve & Relief Valve for Forklift	Cast Iron Bodied Single Main Pump with Inbuilt Flow Valve & Relief Valve for Forklift	Aluminium Bodied Single Main & Power Steering Pump with Load Sense Valve for Forklift	Cast Iron Bodied Single Main & Power Steering Pump with Load Sense Valve for Telescopic Handler	Aluminium Bodied Tandem Main Pump for Telescopic Handler
OEM Part number		209367	173264H2042		212846	524560	10000720	10A63623 78779H2818
Number on Product	P1AFN2518HA2 006HL30A01N	6703, 0177	2354	6784, 9849	6783 7029111090	5825	8809	0502
OEM Model numbers	MC20HP		MB25C	Maniscopic MLA627 Turbo	728, 628, MLT628T, MLT626			MLT626 Turbo Manireach 2600, Maniscopic Manireach 2600, 260
Weight (kg)	5.19	16.0	6.2	16.4	23.2	4.407	17.785	9.9









FOR PRICES contact WHP or refer to website www.whp.co.uk								
OEM	MANITOU	MANITOU	MANITOU	MANITOU	MANITOU	MANITOU	MANITOU	MARSHALL
WHP Part No.	5U2/39880MAN	5U2/39881MAN	5U2/39882MAN	5U2/40323ULT	5U3/40000MAN	5U3/40271ULT	5U4/36000MAN	550/1/21221
Description	Aluminium Bodied Tandem Main Pump for Forklift	Cast Iron Bodied Tandem Main Pump for Forklift	Aluminium Bodied Tandem Main Pump for Telescopic Handler	Cast Iron Bodied Tandem Main & Power Steering Pump with Load Sense Valve for Forklift	Aluminium Bodied Triple Main Pump for Forklift	Aluminium Bodied Triple Main Pump for Forklift	Aluminium Bodied Triple Main Pump for Tele Handler	Aluminium Bodied Single Power Steering Pump with Flow Control & Relief Valve for Tractor
OEM Part number	177809H2284	209366	201554	212161	190227H4144		189447	13H4585
Number on Product	4056	6705	4977	7457Y 212161	4044	3985	9858	C11.4L 10024
OEM Model numbers	MB26CP, M266P, M226CP, 4RM26NP, M426CPUK, 426-CP, 4RM26NP	MT1232, 1337SL Turbo		1630, 1637	626, 626T, MLT626, MLT725		MANISCOPIC, 12 30SCPT, 1530	345
Weight (kg)	8.6	18	5.889	28.5	11.5	12	17.0	3.7









FOR PRICES contact WHP or refer to website www.whp.co.uk								
OEM	MARSHALL	MARSHALL	MARSHALL	MARSHALL	MARSHALL	MARSHALL	MARSHALL	MARSHALL
WHP Part No.	550/1/39853	550/1/39855	550/1/15980	5C1/24306LDB	5P1/41002LEY	5S1/39979MAR	5S2/40002MAR	5U2/39945LEY
Description	Aluminium Bodied Tank Type Power Steering Pump with Inbuilt Relief Valve for Tractor	Aluminium Bodied Tandem Main Pump for Tractor	Aluminium Bodied Tandem Main & Auxiliary Pump for Leyland Tractor	Aluminium Bodied Single Main Pump for Tractor	Aluminium Bodied Single Main Pump for Tractor	Aluminium Bodied Tank Type Power Steering Pump with Relief Valve for Tractor	Aluminium Bodied Tandem Main Pump for Tractor	Aluminium Bodied Tandem Main & Auxiliary Pump for Leyland Tractor
OEM Part number	NTJ0369 CTJ6409	NTJ1585	NTJ 1598 NTJ 1400	NTJ0044 CTJ4335	BTJ6250		NTJ5009	NTJ0046
Number on Product	C4.5L 33560 C10 26445 C10 19282 C14 11544 C10 09257	2644	P2ALN2015A 2015L10	24306-LD1BJ	3115.500 65 15 03J	C11.4L 29092	A22.4/12.5L 27995	3453
OEM Model numbers	602, 702, 270, 272, 604, 262	602, 702, 804, 904, 802	602, 702, 502, 802, 804, 704,	802, 2100, 285	425/154		100, 125	702, 802, 602, 804, 604, 704
Weight (kg)	3.6	5.27	5.3	2.4	2.07	3.768	6.6	5.3









FOR PRICES contact WHP or refer to website www.whp.co.uk								
OEM	MARSHALL	MASSEY/ CROSSLAND	MASSEY FERGUSON	MASSEY FERGUSON	MASSEY FERGUSON	MASSEY FERGUSON	MASSEY FERGUSON	MASSEY FERGUSON
WHP Part No.	5U1/07891LEY	5S1/39908MF	550/1/14456	550/1/29850	550/1/29851	550/1/39849	550/1/39850	5B1/40050MF
Description	Aluminium Integral Main Pump and Kit for Leyland Tractor	Aluminium Bodied Single Main Pump for Tanker	Aluminium Bodied Single Power Steering Pump for Tractor	Aluminium Bodied Tank Type Power Steering Pump for Tractor	Aluminium Bodied Tank Type Power Steering Pump with Inbuilt Relief Valve for Tractor	Aluminium Bodied Tandem Auxiliary Pump with Relief Valve for Tractor or Forklift with two rear ports	Aluminium Bodied Single Power Steering Pump with Inbuilt Relief Valve for Tractor	Aluminium Bodied Single Main Pump for Tractor
OEM Part number	ATJ6597		1878255M92	1808289M1 1662243M94 1471382M931471 382M93 1830499M91	1666726M93 1666727M92	506322M92 515113M93 1686766M91	3510011M91	
Number on Product	replaces A15.4/6.3L 09118		C32.7L 14456	MF8806	29144	1663627M92 MF88-09	C6.3L 29718	0510 515 353
OEM Model numbers	260, 262, 270, 272, 252, 250, 254, 264, 274, 384	SNP3/90D SC07	1200/1500, 1250	165, 290, 590, 670, 690	261, 565, 575, 590	247, 250, 255, 260, 265, 275, 285, 298, 290/4RM, 560, 570, 133, 140, 135E, 135, 150, 152, 158, 165, 168, 175, 178, 185, 188, 230, 240, 290, 550, 565, 575, 590, 595, 675, 690, 1080, 1200, 1250		3000, 6000 Series
Weight (kg)	7.4	8.6	6.1	3.3	3.37	3.48	2.11	2.79









FOR PRICES contact WHP or refer to website www.whp.co.uk								
OEM	MASSEY FERGUSON	MASSEY FERGUSON	MASSEY FERGUSON	MASSEY FERGUSON	MASSEY FERGUSON	MASSEY FERGUSON	MASSEY FERGUSON	MASSEY FERGUSON
WHP Part No.	5B2/41023MF	5BT/39854MF	5C1/24336LAB	5C1/24336RAB	5C1/24337LAN	5C1/24337RBW	5C1/25506LSM	5C1/26210RAC
Description	Aluminium Bodied Tandem Main Pump for Tractor (genuine)	Aluminium Bodied Tank Type Power Steering Pump with Inbuilt Relief Valve for Tractor	Aluminium Bodied Single Main & Power Steering Pump with Flow Control & Relief Valve for Combine	Aluminium Bodied Single Main Pump with Inbuilt Flow Control & Relief Valve for Combine	Aluminium Bodied Single Main Pump with Inbuilt Flow Control & Relief Valve for Combine	Aluminium Bodied Single Main Pump with Flow Control & Relief Valve for Combine	Aluminium Bodied Single Main Pump for Backhoe	S Aluminium Bodied Single Main Pump for Combine
OEM Part number	3382280M91	527904M93 773126M91 773126M92	3049905M91	1855055M 252569M94	272085M94 294094M91	1855055M95		
Number on Product	0510 665 389	1001835	B24336 LAB	24336 RAB	24337 LAN	B24337-RBWJ	25506 LSM	25336 RAF, 26210 RAJ
OEM Model numbers	3050, 3060, 3065, 3070, 3075, 3080, 3085, 3090, 3095, 3115, 3120, 3125, 6110, 6120, 6130, 6140, 6150, 6160, 6170, 6180, 6190, 6235/6245/ 6255, 6260, 6265, 6270/6280/ 6290	148, 230, 240, 135, 203, 250	565, 665	510, 550, 520/620	750, 760, 860, 850, 850, 855, 865	525, 625, 620	50D	RACS, F0107 23A0 8560 Rotary
Weight (kg)	6.2	4.4	3.2	3.4	3.4	3.3	6.2	3.87









FOR PRICES contact WHP or refer to website www.whp.co.uk								
OEM	MASSEY FERGUSON	MASSEY FERGUSON	MASSEY FERGUSON	MASSEY FERGUSON	MASSEY FERGUSON	MASSEY FERGUSON	MASSEY FERGUSON	MASSEY FERGUSON
WHP Part No.	5C1/29036LAB	5C1/39857MF	5C1/39957MF	5C1/39986MF	5C2/29037LAB	5H1/39857MF	5H1/41100MF	5H2/39977MF
Description	Aluminium Bodied Single Auxiliary Pump for Tractor	Cast Iron Bodied Single Main Pump for Excavator	Cast Iron Bodied Single Main Pump for Tractor	Aluminium Bodied Single Main Pump with Flow Control & Relief Valve for Combine	Aluminium Bodied Tandem Main Pump for Tractor	Cast Iron Single Main Pump for Forklift or Excavator	Aluminium Bodied Single Main Pump for Combine	Aluminium Bodied Tandem Auxiliary Pump with Relief Valve for Tractor. 1 port on the back
OEM Part number	3038732M2		3515571M91		3038730M2 3790722M1	1470214M91	1604632M1	1860123M94
Number on Product	29036LAB	323-9110-395	3249112630	24337 LAR	29037LAB	P2AP2208C2B3 1A	35104-520	MF88-08
OEM Model numbers	3655, 3630, 3690	50B, 50HX, 50D, 50HA	60HX S Series, 50HX T, 450, 50HXT	865	2640, 2620, 2680, 2080, 2085, 2725 & 3630, 3645, 3655, 3690, 2685, 3600, 8600, 2720, 8110	50B, 50EX, 50HX, 25	305, 506, 307	152, 158, 168, 240, 250, 253/263, 265, 275, 290, 298, 340, 675, 690, 698, 398T, 699, 1004, 1004T
Weight (kg)	2.7	22.7	18	3.117	4.3	22.7	2	3.5









FOR PRICES contact WHP or refer to website www.whp.co.uk								
OEM	MASSEY FERGUSON	MASSEY FERGUSON	MASSEY FERGUSON	MASSEY FERGUSON	MASSEY FERGUSON	MASSEY FERGUSON	MASSEY FERGUSON	MASSEY FERGUSON
WHP Part No.	5H2/39978MF	5H2/39979MF	5H2/41023MF	5HT/39854MF	5HT/39881MF	5HT/39882MF	5HT/39883MF	5HT/39884MF
Description	Aluminium Bodied Tandem Auxiliary Pump for Tractor	Cast Iron Bodied Tandem Main Pump for Crawler	Aluminium Bodied Tandem Pump for Tractor (equivalent to 5B2/41023MF)	Aluminium Bodied Tank Type Power Steering Pump with Inbuilt Relief Valve for Tractor	Aluminium Bodied Tank Type Power Steering Pump for Tractor	Aluminium Bodied Tank Type Power Steering Pump for Tractor	Aluminium Bodied Tank Type Power Steering Pump with Inbuilt Relief Valve for Tractor	Aluminium Bodied Tank Type Power Steering Pump for Tractor
OEM Part number	1686767M91, 1BD	2949987M91 (2963821M91)	3 382 280 M1 3382280M91 3616060M1	527904M92	1678977M91, 1378977M92	1691156M93	1671174M93	909912M91, 517022M93, 1808294M2, 516480M93
Number on Product	35242-526	P2AP2208/1907 C299	4482	OP1-115S-C	35104-565	35104-560	35104 533	35104-505
OEM Model numbers	592 4RM, 595, 1080, 595 MK2	44C	3000, 3050, 3060, 3065, 3070, 3095, 3075, 3085, 3080, 3090, 3115, 3120, 3125, 618, 3000, 6170	550,40, 135, 20	298/4RM, 698/4RM 1004	MF698 MF 675, 690, 698T	592/4RM, 595/4RM	595 698 1080 292 592/4RM 595/4RM 699
Weight (kg)	3.6	42.0	5	3.8	3.6	3.4	3.5	3.4


FOR PRICES contact WHP or refer to website www.whp.co.uk								
OEM	MASSEY FERGUSON	MASSEY FERGUSON	MASSEY FERGUSON	MASSEY FERGUSON	MASSEY FERGUSON	FERGUSON	MASSEY FERGUSON	MASSEY FERGUSON
WHP Part No.	5HT/39985MF	5HT/39986MF	5HT/39987MF	5S1/39884MF	5S1/39886MF	5S1/39905MF	5S1/39907MF	5S1/39912MF
Description	Aluminium Bodied Tank Type Power Steering Pump with Relief Valve for Tractor	Aluminium Bodied Tank Type Power Steering Pump for Tractor	Aluminium Bodied Tank Tpe Power Steering Pump for Tractor	Aluminium Bodied Single Multipower Pump for Tractor	Aluminium Bodied Single Auxiliary Pump for Tractor	Aluminium Bodied Single Power Steering Pump with Relief Valve for Tractor	Aluminium Bodied Single Power Steering Pump for Tractor	Aluminium Bodied Single Main Pump for Tractor
OEM Part number	898733M91 1884357M91 3600189M91 1664633M92			513392M 1885480M 884535M93 886821M94	1571820M91 1671820M91	1685032M91	3510800M91	1886273M9
Number on Product	3107201M 35104527	35104 536	35104-542, 35104-552,	886821M94	C19.5L 19853	C8L 27362	A8L 30051	A19.5L 01914
OEM Model numbers	165 (1967), 3303, 3165, 260, 560-65, 165, 255, MF158, 158MKiii, 165AM, 65MACII, 65AM, 865AM	MF50	35104-562 50D	133/135/140 Narrow, 133/135/140, 135, 135N.A., 145, 148, 152, 152V/S, 155, 158, 158S, 165, 165/168/185/188, 168, 175/178, 185, 188, 235/245, 240, 250, 255, 260, 265, 275, 285, 290, 550, 560, 565, 575, 575/590, 590, 595/595, 675, 690, 1080, 1200, 1250	1200/1500	40E 4WD	50E	
Weight (kg)	3.4	3.6	3.4	1.05	5.47	2.4	2.257	4.5









FOR PRICES contact WHP or refer to website www.whp.co.uk								
OEM	MASSEY FERGUSON	MASSEY FERGUSON	MASSEY FERGUSON	MASSEY FERGUSON	MASSEY FERGUSON	MASSEY FERGUSON	MASSEY FERGUSON	MASSEY FERGUSON
WHP Part No.	5S1/39985MF	5S1/40040MF	5S1/40047MF	5S1/41294LAN	5S2/39887MF	5S2/39888MF	5S2/39889MF	5S2/39950MF
Description	Aluminium Bodied Single Main Pump for Crawler	Aluminium Bodied Tank Type Power Steering Pump for Crawler	Aluminium Bodied Single Power Steering Pump for Crawler	Aluminium Bodied Single Main Pump for Tractor	Aluminium Bodied Tandem Pump for tractor	Aluminium Bodied Tandem Auxiliary & Power Steering Pump for Tractor	Aluminium Bodied Tandem Auxiliary/Power Steering Pump for Tractor	Aluminium Bodied Tandem Auxiliary and Power Steering Pump for Tractor
OEM Part number	3219330M91 979350M91	3763744M91			3816909M91 3800194M9	3816910M91 3800195M91	3800196M91, 3816911M91	3597420M91
Number on Product	TAP22-90/44 S SC04 PAA/7E	A5.1L 32471	SNP2/11S C001	SNP2/11D C001	C14/10.3L 35219	C18.5/14.3L 35220 0510 665 120	C23/18.5L 35221	A18/12.5L 30268
OEM Model numbers	200, 244, 400, 500, 600, 300	MF275 MF375E MF290 MF390 275, 375E from S/N P12018 290, 390 for S/N P06156	134	174	4215, 4235, 4255, 4200 Hi- Spec	4215/4220, 4225/4235/ 4240, 4245/ 4255/4265	4200 Basic, 4205, 4220, 424 5, 4255	399
Weight (kg)	7.4	3.3	2.56	2.6	6.41	6.45	6.806	4.95





FOR PRICES contact WHP or refer to website www.whp.co.uk								
OEM	MASSEY FERGUSON	MASSEY FERGUSON	MASSEY FERGUSON	MASSEY FERGUSON	MASSEY FERGUSON	MASSEY FERGUSON	MASSEY FERGUSON	MASSEY FERGUSON
WHP Part No.	5S2/39951MF	5S2/39952MF	5ST/29850MF	5ST/39854MFASS	5ST/39880MF	5ST/39881MF	5S1/39985MF	5ST/39893MF
Description	Aluminium Bodied Tandem Auxiliary Power Steering Pump with Cold Start Valve for Tractor	Aluminium Bodied Tandem Auxiliary & Power Steering Pump for Tractor	Aluminium Bodied Tank Type Power Steering Pump with Inbuilt Relief Valve for Tractor or Excavator	Aluminium Bodied Tank Type Power Steering Pump for Tractor	Aluminium Bodied Tank Type Power Steering Pump for Tractor	Aluminium Bodied Tank Type Power Steering Pump with Inbuilt Relief Valve for Tractor (customer to use old tank)	Aluminium Bodied Single Main Pump for Crawler	Aluminium Bodied Tank Type Power Steering Pump with Relief Valve for Tractor
OEM Part number	3597706M91 3774612M91 3597692M91 3701005M91	3614421K91 3701006M91 3774613M91	897147M95	3772715M91 3763633M91 3773141M91 3774042M91 1860283M91	1695922K91	1693261M91 1693261M1	3219330M91 979350M91	3774042M91
Number on Product	A10.3/8.3L 33575	A10.3/8.3L 33576	29143	32890/36760 16970 28891	36759	A11.4L 27378	TAP22-90/44 S SC04 PAA/7E	36760
OEM Model numbers	362, 362N, 365, 372N, 375, 382N, 390, 390T, 398	396, 399	275/375E, 290/390E, 375E, 390E, 165, 178, 168, 168S, 265, 265S/285S, 275, 275/375E, 285, 290, 290/390E, 375E, 390E, 575, 590, 50B, 180C	MF231	230, 240, 240, 253/263, 340, 342, 350, 352, 355, 360	3000, 699, MF France 659, 699	200, 244, 400, 500, 600, 300	4000 Series 3 Cylinder
Weight (kg)	4.87	5.63	3.1	3.2	2.83	3.8	7.4	3.1









FOR PRICES contact WHP or refer to website www.whp.co.uk								
OEM	MASSEY FERGUSON	MASSEY FERGUSON/ DRONNINGBORG	MASSEY FERGUSON/ DRONNINGBORG	MATBRO	MATBRO	MATBRO	MATBRO	MATBRO
WHP Part No.	5SY/41060MF	5S2/44301MF	5U2/44300MF	5C1/40030MAT	5C1/40031MAT	5H1/40072BRA	5H1/40073BRA	5H1/40076BRA
Description	Cast Iron Scotch Yoke Main Pump with Inbuilt Control Valve for Tractor	Aluminium Bodied Tandem Main Pump with Flow Control & Relief Valve for Combine	Aluminium Bodied Tandem Main & Power Steering Pump with Flow Control & Relief Valve for Combine	Cast Iron Bodied Single Main Pump for Forklift	Cast Iron Bodied Single Main Pump for Forklift	Cast Iron Bodied Single Main Pump for Loading Shovel	Cast Iron Bodied Single Main Pump for Loader	Cast Iron Bodied Single Main Pump for Loader
OEM Part number	1672251M91 1683301M92	D45162200	D45160054	P31119/001	P31542/1		34407-001 P26360	
Number on Product	1683301M92	612251771 Z534	3349122036, C3804 001	3129610204	3249110085	P3A2216S3B2C	P2AP1913B2B2 6C	PA2208C5B2F7C
OEM Model numbers	230, 231, 240, 250, 253/263, 265, 290, 298, 340	24, 27, 29, 29XP, 31, 31XP	32, 34, 36, 38, 40		Teleram C, Teleram 40, Teleram 40D	5000	PS5000C, 4000C	4000
Weight (kg)	15.02	7.0	6.5	14.5	15.54	23.745	19.5	33.5









FOR PRICES contact WHP or refer to website www.whp.co.uk								
OEM	MATBRO	MATBRO	MATBRO	MATBRO	MATBRO	MATBRO	MATBRO	MATBRO
WHP Part No.	5H1/40077BRA	5H1/40097BRA	5S1/11564BRA	5H1/40078BRA	5H1/40079BRA	5I1/39942MATW/O	5R1/32000MAT	5S1/39970MAT
Description	Cast Iron Bodied Single Main Pump for Loader	Cast Iron Bodied Single Main Pump for Loading Shovel	Aluminium Bodied Single Power Steering Pump with Flow Control & Relief Valve for Loader	Cast Iron Bodied Single Main Pump for Loader	Cast Iron Bodied Single Main Pump for Rough Terrain Loader	Cast Iron Bodied Single Main Pump without F low Control and Relief Valve for Forklift	Cast Iron Single Piston Pump for Forklift	Aluminium Bodied Single Power Steering Pump for Forklift
OEM Part number			11564				37128	
Number on Product	PAA2213G5B2C	P2C2113C5B2C	A15L 11564	PA2213C5B26AL	P2AP2210/1081 01AC	2374DA30B3R/T SK	A10V045DFR1	A15L 17449
OEM Model numbers		65111C	540		10000B	Teleram 40, MKY, Teleram 40D	TR250 Powershift Plus	30-34
Weight (kg)	24.0	21.0	3.365	23.5	34.0	5.3	20	2.99









FOR PRICES contact WHP or refer to website www.whp.co.uk								
OEM	MATBRO	MATBRO	MATBRO	MATBRO	MATBRO	MATBRO	MATBRO	MATBRO
WHP Part No.	5S1/39971MAT	5U1/39001SAN	5U1/41130MAT	5U1/41131MAT	5U1/41132MAT	5U1/41134MAT	5U1/41135MAT	5U1/41136MAT
Description	Aluminium Bodied Single Main Pump for Telescopic Handler	Cast Iron Bodied Single Main Pump for Forklift	Cast Iron Bodied Single Main Pump for Tractor	Cast Iron Single Main Pump for Tractor	Cast Iron Single Main & Power Steering Pump with Flow Control Valve for Forklift	Cast Iron Bodied Single Main Pump for Loading Shovel	Cast Iron Bodied Single Main Pump for Forklift	Cast Iron Bodied Single Main Pump for Telescopic Handler
OEM Part number	43-03-009		37791	35981	35791/001			
Number on Product	C25L26809	8536 7281	5835	4189	5541	3773	8328	8816
OEM Model numbers	Teleram 304	TS280	TS270, TR200, TS280	Teleram 3, TR250	TR250, TS350	Teleram 3		
Weight (kg)	5.9	12.5	13.6	13.5	17.5	13.5	13.5	13.5









FOR PRICES contact WHP or refer to website www.whp.co.uk								
OEM	MATBRO	MATBRO	MATBRO	MATBRO	MATBRO	MATBRO	MATBRO	MATBRO
WHP Part No.	5U1/41137MAT	5U1/41139MAT	5U1/41140MAT	5U1/41152MAT	5U1/41157MAT	5U1/41160MAT	5U1/41163MAT	5U1/42156ULT
Description	Cast Iron Bodied Single Main & Power Steering Pump with Load Sense, Flow Control & Relief Valve for Telescopic Handler	Cast Iron Bodied Single Main Pump with Accumulator Charge Valve and Load Sensing Valve for Forklift	Cast Iron Bodied Single Pump for Loader	Cast Iron Bodied Single Main Pump for Forklift	Cast Iron Single Main pump for Forklift	Cast Iron Bodied Single Main Pump for Telescopic Handler	Cast Iron Bodied Single Main Pump for Loader	Cast Iron Bodied Single Main Pump for Loader
OEM Part number		36712/003 36712/001		38621	38591 505828			
Number on Product	4290	5309	8459	6670	6125	7671	7620	6985
OEM Model numbers	TR250	TS200, TR200, Turbo (1994)			TS280	TS270	TS270	
Weight (kg)	16.943	23	13.13	11.5	13	14.0	2.0	12.5









FOR PRICES contact WHP or refer to website www.whp.co.uk								
OEM	MATBRO	MATBRO / MYDRA	MATRAL	McCONNEL	McCONNEL	McCONNEL	McCONNEL	McCONNEL
WHP Part No.	5W1/39942MAT	5U1/41158MAT	5S1/40045FIA	5C1/30000MCC	5C1/39872MCC	5C1/39880MCC	5C1/39881MCC	5C1/40042KUB
Description	Cast Iron Bodied Single Main & Power Steering Pump with Inbuilt Flow Control & Relief Valve for Forklift	Cast Iron Bodied Single Main Pump for Forklift	Aluminium Bodied Single Main Pump for Forklift	Cast Iron Bodied Single Auxiliary Pump for Hedgecutter	Cast Iron Bodied Single Auxiliary Pump for Hedgecutter	Cast Iron Bodied Single Secondary Pump for Hedgecutter	Aluminium Bodied Single Boom Lift Pump for Hedgecutter	Cast Iron Bodied Single Boom Lift Pump for Ditcher
OEM Part number	P19196	41210			8201683, 8201675	8201674		8013418
Number on Product	237YDA20B3R / TSK1983	8215	SNP2/17S FR03	KP20-8D Rear Section	KP20-8DX-XX-LGD/GD-XN4-N 03569049	KP30.43D0-08E3-LED/EB-67N4-N 03572264	372896	FP20.40B0-13TI
OEM Model numbers	Teleram 40 MK4, Teleram 40D	TS290	SMDM106, 126, 156		2000 Series, PA93	500 (Similar to PA90), PA95, 2000 Series, 2060	PA94	KMS180 Backhoe fitted to Kubota Tractors
Weight (kg)	6.5	14	2.5	14.87	14.873	15.494	1.1	7.1









FOR PRICES contact WHP or refer to website www.whp.co.uk								
OEM	McCONNEL	McCONNEL	McCONNEL	McCONNEL	McCONNEL	McCONNEL	McCONNEL	McCONNEL
WHP Part No.	5C2/30000MCC	5U1/39946MCC	5U1/39947MCC	5U1/39948MCC	5U1/39949MCC	5U1/39950MCC	5U1/39951MCC	5U1/41156MCC
Description	Cast Iron Bodied Tandem Main Pump for Hedgecutter	Aluminium Bodied Single Main Pump for Hedgecutter	Cast Iron Bodied Single Main Pump for Hedgecutter	Aluminium Bodied Single Boom Lift Pump for Hedgecutter	Aluminium Bodied Single Boom Lift Pump for Hedgecutter	Aluminium Bodied Single Boom Lift Pump for Hedgecutter	Aluminium Bodied Single Boom Lift Pump for Hedgecutter	Aluminium Bodied Single Boom Lift Pump for Hedgecutter
OEM Part number	8201673/AP	8201463, 8201457	82 01 686	8201166	8201195	8201677	8201153/AP	
Number on Product	79936276	3226, 339111408	4338	4470	7981	3019/40610226	8070 2874 1PL020CAFB	4471
OEM Model numbers	2000 Series	PA34, Non Independent PA35, PA93, PA91(SI) PA35 , PA43		PA93E, PA2050, PA94	PA93E, 480		Super E	PA93E, 2080
Weight (kg)	20.0	8.762	14.231	3	2.9	1.7	3.2	3.1









FOR PRICES contact WHP or refer to website www.whp.co.uk								
OEM	McCONNEL	McCONNEL	McCONNEL	McCONNEL	McCONNEL	McCONNEL	McCORMICK	MCW
WHP Part No.	5U2/39868MCC	5U2/39946MCC	5U2/39948MCC	5U2/40034MCC	5U2/40036MCC	5U2/40270MCC	5S1/41330MCC	5S1/32700MCW
Description	Aluminium Bodied Tandem Main Pump for Hedgecutter	Aluminium Bodied Tandem Main Pump for Hedgecutter	Tandem Cast Iron Front with Aluminium Rear Section for Hedgecutter	Aluminium Bodied Tandem Main Pump for Hedgecutter	Tandem Cast Iron Front with Aluminium Rear Section for Hedgecutter	Cast Iron Bodied Tandem Main Pump for Hedgecutter	Aluminium Bodied Single Power Steering Pump for Tractor	Aluminium Bodied Single Main Pump for Double Decker Bus
OEM Part number	8201500	8201664 8201466	82-01-685 8201700	8201665 8201660 8201708 8201467 8201462	8201700	8201688	242238A2	X5411857
Number on Product	2349	2411	4322	5656	6749	4337	A8.3L 36804	A15L 19961
OEM Model numbers	Hi-Reach 50M, PA25	PA92(TI) (Independent), PA93(TI), PA94 PA35, PA34 Independent Machines	PA93E, PA2050, PA94 Replacement	PA93, PA95, PA96, PA97, PA2000, PA2080, 95 Powerarm Hi-Reach Extra	PA500E	2080	CX70, CX80, CX90, CX100	Metro Bus
Weight (kg)	9.3	8.2	16.9	9.5	17	17.5	3.2	2.417









FOR PRICES contact WHP or refer to website www.whp.co.uk								
OEM	MCW	MCW	MCW	MCW	MINISHIFT	MICHIGAN	MITSUBISHI	MITSUBISHI
WHP Part No.	5S1/39880PER	5S1/39881PER	5S1/39882PER	5S1/41092RAN	5W2/40018MIN	5K1/42000MIC	5K1/46500MIT	5K1/46501MIT
Description	Aluminium Single Main Pump for Bus	Aluminium Single Main Pump for Bus	Aluminium Bodied Single Main Pump for Single Decker Bus	Aluminium Bodied Single Main Pump for Double Decker Bus	Aluminium Bodied Tandem Main Pump for Mini Excavator	Aluminium Bodied Single Pump for Loading Shovel	Aluminium Bodied Single Main & Power Steering Pump for Forklift	Aluminium Bodied Single Main Lift Pump with Inbuilt Flow Control & Relief Valve for Forklift
OEM Part number	X5413988	11484	X3073760	X3011547			9147120100	91471-46100 91471-16100 91471-36100 9147126100
Number on Product	A25L 29041	C24.5L 11484	A24.5L 27371, A24.5L 13510	C15L 10899	116YCA108102/ R	KP4056CSSSD	KRP4-27AKVY	KRP4-33AVHHK
OEM Model numbers	Metro Line		Metro Line	Metro Bus	430		FD20, FD25, MK2, FG20	FD20, FD25, MK3, FD30, 24VOLT,
Weight (kg)	5.93	4.61	4.196	2.451	4.15	12.81	5.9	6.2


FOR PRICES contact WHP or refer to website www.whp.co.uk								
OEM	MITSUBISHI	MITSUBISHI	MITSUBISHI	MITSUBISHI	MITSUBISHI	MITSUBISHI	MITSUBISHI	MITSUBISHI
WHP Part No.	5K1/46502MIT	5K1/46503MIT	5K1/46504MIT	5K1/46505MIT	5K1/46506MIT	5K1/46507MIT	5K1/46508MIT	5K1/46510MIT
Description	Aluminium Bodied Single Main Pump for Forklift	Aluminium Bodied Single Main Pump for Forklift	Aluminium Bodied Single Main Pump for Forklift	Aluminium Bodied Single Main Pump for Forklift	Aluminium Bodied Single Main Pump for Forklift	Aluminium Bodied Single Main Pump for Forklift	Cast Iron Bodied Single Main Pump for Forklift	Aluminium Bodied Single Main Pump for Forklift
OEM Part number	9137100300	91371-10800, 9129850210	9137100100	9137100200 9157110200	9137100700	9157100100 9157110100	9177100100	9727100100
Number on Product	KRP4-33AEND KRP4-33AENDJ	KRP4-19AEND KRP4-19AENDJ	KRP4-23AEND KRP4-23AENDJ	KRP4-25AEND KRP4-25AENDJ	KRP4-27AEND KRP4-27AENDJ	KRP4-30AEND KRP4-30AENDJ	KFP3240AMBAS	KZP4-23ASESK
OEM Model numbers	GP25			FD15 MK4		FD18, FG20	FD25	
Weight (kg)	3.6	3.3	3.2	3.3	3.4	3.5	7.8	3.4









FOR PRICES contact WHP or refer to website www.whp.co.uk								
OEM	MITSUBISHI	MITSUBISHI	MITSUBISHI	MITSUBISHI	MITSUBISHI	MITSUBISHI	MITSUBISHI	MITSUBISHI
WHP Part No.	5K1/46511MIT	5K1/46512MIT	5K1/46514MIT	5K1/46516MIT	5K1/46515MIT	5K1/46517MIT	5K1/46518MIT	5K1/46519MIT
Description	Aluminium Bodied Single Main Pump for Tractor	Aluminium Bodied Single Main Pump for Forklift	Aluminium Bodied Single Main & Power Steering Pump for Forklift	Cast Iron Bodied Single Main Pump for Forklift	Aluminium Bodied Single Main Pump for Forklift	Aluminium Bodied Single Main Pump for Dozer	Aluminium Bodied Single Main Pump for Forklift	Cast Iron & Aluminium Bodied Single Main Pump for Forklift
OEM Part number			91271-36200		55371-10010			9187103400
Number on Product	1P3044CN	KZP4 17 CFHJG	KRP4-30AVHH	KFP3250AMB-SSL	KRP4-23CDHD	45AH	KZP4-12AFBJG 214AR	KFP3245AMBSS 1
OEM Model numbers	MT70-500	WS300A				100G		
Weight (kg)	3.3	3.1	6	8.9	3.4	4.6	2.503	8.4









FOR PRICES contact WHP or refer to website www.whp.co.uk								
OEM	MITSUBISHI	MITSUBISHI	MITSUBISHI	MITSUBISHI	MITSUBISHI	MITSUBISHI	MITSUBISHI	MITSUBISHI
WHP Part No.	5K1/46520MIT	5K1/46521MIT	5K1/46522MIT	5K1/46523MIT	5K1/46524MIT	5K1/46525MIT	5K1/46526MIT	5K1/46527MIT
Description	Aluminium Bodied Single Main Pump for Forklift	Aluminium Bodied Single Main & Power Steering Pump with Flow Control & Relief Valve for Forklift	Aluminium Bodied Single Main & Power Steering Pump with Flow Control & Relief Valve for Forklift	Aluminium Bodied Single Main & Power Steering Pump with Flow Control & Relief Valve for Forklift	Aluminium Bodied Single Main & Power Steering Pump with Flow Control & Relief Valve for Forklift	Aluminium Bodied Single Main Pump for Forklift	Aluminium Bodied Single Main Pump for Forklift	Aluminium Bodied Single Main Pump for Tractor
OEM Part number	6366100010	93171-00300	91271-16100	91671-20100		91471-36110	69403-00030, 60325-00010	
Number on Product	2P3170CE	KRP4-25AVHJ	KRP4-25AVHHN	KRP4-33AKVJ	KRP4-33AVH 412302	KRP4-33AMN 412902	KRP4-33CEDDH	KP0560AHSS
OEM Model numbers				FD30				MT372D 470D, MT1800
Weight (kg)	6.91	5.802	5.73	6.071	6.14	3.65	3.79	1.5









FOR PRICES contact WHP or refer to website www.whp.co.uk								
OEM	mitsubishi	mitsubishi	mitsubishi	mitsubishi	mitsubishi	mitsubishi	mitsubishi	mitsubishi
WHP Part No.	5K1/46528MIT	5K1/46529MIT	5K1/46530MIT	5K1/46531MIT	5K1/46532MIT	5K1/GP2-45C	5K1/GP2-65A	5K1/GP2-85C
Description	Aluminium Bodied Single Main Pump for Tractor	Aluminium Bodied Single Main Pump for Forklift	Aluminium Bodied Single Main Pump for Tractor	Aluminium Bodied Single Main Pump for Forklift	Aluminium Bodied Single Main Pump for Tractor	Aluminium Bodied Single Main Pump for Forklift	Aluminium Bodied Single Main Pump for Forklift	Aluminium Bodied Single Main Pump for Forklift
OEM Part number		90298-09010	1996235300	60431-02900				
Number on Product	KP0570ATSS	KP0588AGSS	KP0588AQSS	05ALFSS	11CLFSS	45C 8LF	65A 9BF	85C 8KF
OEM Model numbers	MT300		MT300D, MT250		MT450/D - 50106			
Weight (kg)	1.6	1.6	1.6	1.5	1.7	4.6	5.1	5.0









FOR PRICES contact WHP or refer to website www.whp.co.uk								
OEM	mitsubishi	mitsubishi	mitsubishi	mitsubishi	mitsubishi	mitsubishi	mitsubishi	mitsubishi
WHP Part No.	5K3/47005NIS	5S1/46002CAT	5S1/46502MIT	5S1/46503MIT	5S1/46505MIT	5S1/46506MIT	5S1/49604SHI	5S1/49605SHI
Description	Aluminium Bodied Triple Main Pump for Mini Excavator	Cast Iron Bodied Single Main Pump for Forklift	Aluminium Bodied Single Main Pump for Wheel Loader	Cast Iron Bodied Single Main Pump for Forklift	Cast Iron Bodied Single Main Pump for Forklift	Aluminium Bodied Single Main Pump for Forklift	Cast Iron & Aluminium Bodied Single Main Pump for Forklift	Cast Iron & Aluminium Bodied Single Main Pump for Forklift
OEM Part number		91771-10600		91871-32100	92071-10200	9437190500, 64371-90500	91871-14100, 91871-04100	91871-14200
Number on Product	KRP4-12-12-7C	SGP2-40L560 054-5	25-32L377, 25-32L652 027-00866	SGP2 48L194	FGP30-86R105 074-4	30Z86R726 091-00571	SGP2B44L561 011-3	SGP2B50L562
OEM Model numbers	MS03M-0525	GC45K-SWB / AT8700944	W5500	FD35T-50T, FD45, FD30, FD40	FD60-90	FD50, FD60-70, FL70		
Weight (kg)	6.6	5.97	5.5	6.384	16.5	8.5	6.207	6.73








FOR PRICES contact WHP or refer to website www.whp.co.uk								
OEM	mitsubishi	mitsubishi	mitsubishi	mitsubishi	mitsubishi	mitsubishi	MOFFIT	MUIR-HILL
WHP Part No.	5S1/56507MIT	5S2/47518SHI	5U1/40300MIT	5U1/41185C/M	5U1/42259ULT	5U1/45050MIT	5HP2/70005HPI	550/1/09602
Description	Aluminium Bodied Single Power Steering Pump for Tractor	Cast Iron & Aluminium Bodied Tandem Main Pump for Forklift	Aluminium Bodied Single Main Pump for Forklift	Cast Iron Bodied Single Main Pump for Forklift	Cast Iron Bodied Single Main & Power Steering Pump with Load Sense Valve for Forklift	Aluminium Bodied Single Main Pump for Forklift	Aluminium Bodied Tandem Main Pump for Forklift	Aluminium Bodied Single Power Steering Pump with Inbuilt Flow Control & Relief Valve for Tractor
OEM Part number		92071-15100		97271-00700	9727100800	171-03100		210596
Number on Product	YP15R019	FD3-5214R067	5546	56749	5675	5487	P1AAN2015HA2 006HL30A01	C15L 08502
OEM Model numbers	4201D	FD60-90, DP60	FBP18			AZP10/87		121
Weight (kg)	2.221	15.5	5.579	12.65	15.83	3.937	4.4	4.68









FOR PRICES contact WHP or refer to website www.whp.co.uk								
OEM	MUIR-HILL	MUIR-HILL	N.Y.K.	NEW HOLLAND	NEW HOLLAND	NEW HOLLAND	NEW HOLLAND	NEW HOLLAND
WHP Part No.	5S1/39918MH	5S1/41202PSP	5S1/50030NYK	5B1/40025BOS	5B2/39001CLA	5B2/59001NH	5C1/24209LAA	5C1/24337RBH
Description	Aluminium Bodied Single Power Steering Pump for Tractor	Aluminium Bodied Single Power Steering Pump with Flow Control & Relief Valve for Tractor	Cast Iron & Aluminium Bodied Single Main Pump for Forklift	Aluminium Bodied Single Main Pump for Baler	Aluminium Bodied Tandem Main Pump for Combine	Aluminium Bodied Tandem Main Pump for Combine	Aluminium Bodied Single Main Pump for Tractor	Aluminium Bodied Single Main & Power Steering Pump with Flow Control & Relief Valve for Forage Harvester
OEM Part number			31870-01490-0					84068237
Number on Product	A15L 11902	C15L 19019	05-14.5L180	0510 010 003	0510 665 086	0510 665 020	24209 LAA	24337 RBH, 200100 RBP
OEM Model numbers	121	With Cummins Engine	FBR10,15			7X36	1006	1900S, 2200S, 2203
Weight (kg)	3.7	3.557	4.03	1.8	8.2	5.7	2.0	4.2









FOR PRICES contact WHP or refer to website www.whp.co.uk								
OEM	NEW HOLLAND	NEW HOLLAND	NEW HOLLAND	NEW HOLLAND	NEW HOLLAND	NEW HOLLAND	NEW HOLLAND	NEW HOLLAND
WHP Part No.	5C1/26004RZE	5C1/26212LAD	5C1/40021FOR	5C1/70142RAS	5S1/32701NH	5S1/32702NH	5S1/32703NH	5S1/32704NH
Description	Aluminium Bodied Single Main Pump for Skidsteer	Aluminium Bodied Single Pump for Combine	Cast Iron Bodied Single Main Pump for Excavator	Aluminium Bodied Rear Section Axial Piston Pump for Skidsteer	Aluminium Bodied Single Main Pump for Skidsteer	Aluminium Bodied Single Steering Pump for Harvester	Aluminium Bodied Single Power Steering Pump for Combine Harvester	Aluminium Bodied Single Main Pump for Square Baler
OEM Part number			E7NN600DA				396468	
Number on Product	25301 RSE, 26004 RZE	26212 LAD	3249110131, 3249110132	70142RAS	C35.5L 34630	SNP2/11S C002	SNP2/11S FR03 0510 540 303	C027XT
OEM Model numbers	L445		655	L455		135, 140, M153, 1500, 1520, 1530, 1545	135, 140, M103, M140, M153, 1500, 1520, 1530, 1545, 133 SUPER, 122, 135	D1000
Weight (kg)	2.5	4.14	18.666	10.46	10.76	2.65	2.5	0.73









FOR PRICES contact WHP or refer to website www.whp.co.uk								
OEM	NEW HOLLAND	NEW HOLLAND	NEW HOLLAND	NEW HOLLAND	NEW HOLLAND	NEW HOLLAND	NEW HOLLAND	NEW HOLLAND
WHP Part No.	5S1/32706NH	5S1/32707NH	5S1/32708NH	5S1/32709NH	5S1/40045FIA	5S1/41310NH	5S3/40073FOR	5S3/40074FOR
Description	Aluminium Bodied Single Main Pump for Combine Harvester	Aluminium Bodied Single Main Pump for Skidsteer	Aluminium Bodied Single Main Pump for Combine Harvester	Aluminium Bodied Single Main Pump for Skidsteer	Aluminium Bodied Single Main Pump for Combine Harvester	Aluminium Bodied Single Main Pump for Combine	Aluminium Bodied Triple Main Pump with Relief Valve with Relief Valve for Truck	Aluminium Bodied Triple Main Pump with Relief Valve with Relief Valve for Truck
OEM Part number	0510-625-315 421596 387505	89809680	432222		90022	369468	85185294	82013741, 82005017
Number on Product	SNP2/17S C002	SNP2/22S SC06	SNP2/11D C002	SNP2/19D SC06	SNP2/17S FR03 0510 615 315	0510 545 300	51852940 (00950)	82013741 (00888)
OEM Model numbers	1520, 1530, 1540, 1545, 8050, 8060, 8070, 8080 80/60, 80/70	885	8030, 8040		M133, M135	135, 140, M103, M140, M153, 1500, 1520, 1530, 1545	GMA, TM CCM	8260, 8560, 60 Series
Weight (kg)	3.0	3.2	2.66	3.1	2.5	2.615	38.0	37.5









FOR PRICES contact WHP or refer to website www.whp.co.uk								
OEM	NEW HOLLAND	NEW HOLLAND	NEW HOLLAND	NEW HOLLAND	NEW HOLLAND	NEW HOLLAND / FIAT	NEW HOLLAND / FIAT	NEW HOLLAND / FIAT
WHP Part No.	5U1/42260ULT	5U2/35001NH	5U2/35002NH	5U2/39920NH	5U2/42280ULT	5B1/39880FIA	5B1/39881FIA	5B1/41199FIA
Description	Cast Iron Bodied Single Main & Power Steering Pump with Load Sense Valve for Telescopic Handler	Cast Iron Bodied Tandem Main Pump with Load Sense Valve for Tractor Loader Backhoe	Cast Iron Bodied Tandem Main Pump with Load Sense Valve for Tractor Loader Backhoe	Cast Iron Bodied Tandem Main & Aluminium Bodied Power Steering Pump with Load	Cast Iron Bodied Tandem Main Pump with Load Sense Valve for Tractor	Aluminium Bodied Single Power Steering Pump with Inbuilt Flow Valve & Relief Valve for Tractor	Aluminium Bodied Single Power Steering Pump for Tractor	Aluminium Bodied Single Main Pump for Tractor
OEM Part number	8587481	85805245		Sensing Valve for Excavator 85801065	85805245	5132400	5126097	5169041 5129493
Number on Product	8809	8605	9547, 7029121026	5719	9555	0510 625 036	0510 525 028	C42X 5B1/41199FIA
OEM Model numbers	LM430, LM410	575E, 565E, 555E	LB115	675E, 655E, 565	565E, 555E	180.9	1880	Winner 100-130
Weight (kg)	17.785	25.5	27.745	19.02	25.5	4	4.5	4









FOR PRICES contact WHP or refer to website www.whp.co.uk							
OEM	NEW HOLLAND / FIAT	NEW HOLLAND /FIAT	NEW HOLLAND / FIAT	NEW HOLLAND / FIAT	NEW HOLLAND / FIAT	NEW HOLLAND / FIAT	NEW HOLLAND / FIAT
WHP Part No.	5B1/41200FIA	5B1/41201FIA	5G1/39874FIA	5G1/39875FIA	5G1/39876FIA	5G1/39879FIA	5G1/39881FIA
Description	Aluminium Bodied Single Main Pump for Tractor	Aluminium Bodied Single Main Pump for Tractor	Aluminium Bodied Single Power Steering Pump for Tractor	Aluminium Bodied Single Power Steering Pump with Inbuilt Flow Control & Relief Valve for Tractor	Aluminium Bodied Single Power Steering Pump with Inbuilt Flow Valve & Relief Valve for Tractor	Aluminium Bodied Single Power Steering Pump for Tractor	Aluminium Bodied Single Power Steering Pump for Tractor
OEM Part number	5129483 5129487 5169772 5179719 8282339	5120481 5129488 5169770 5179714	5120851, 98307212	5167403 5128862 5180269	5131170	5149231	5162569, 5180277
Number on Product	A31X 5B1/41200FIA	A42X 0510 522 348	C25XRP 0510 525 021	C25XRP	C31XRP 0510 525 059	A31X RP2	A42XRP2
OEM Model numbers	766, 780, 880, 1180, 1280, 100.90, 1000S/SDT, 115.90, 130.90, 140.90, 180.90, 45.66, 45.76V, 465C/CV, 50.86/V/VDT/VFDT, 55.56, 55.66/LP/V/F, 55.76/V/F/DT, 55.90, 60.56, 60.66/LP/F, 60.76V/FDT, 60.86FDT, 60.90, 60.93, 65.90, 65.93, 65.942ET4RM, 655C, 70.56, 70.66/LP/F, 70.76V/FLP/DT, 70.86FDT, 70.90, 72.86LP/FDT, 73.93 2ET4RM, 765C, 80.66/F, 80.76/FFDT, 80.90, 800/DT, 82.86LP/FDT, 82.93 2RM, 85.90, 850/S, 90.90, 900/DT, 940DT	115.90, 130.90, 140.90, 160.90, 180.90, 1380, 1580, 1880, 90/90, 100/90, 110/90, 160/90, 80/90, H294, 8066, 8360, FD7, Winner 100-130	35.90, 55.90, 60.90, 70.90, 80.90, 85.90, 90.90, 100.90	35/90, 55/90, 60/90, 70/90, 80/90, 85/90, 90/90, 100/90	180.90, 110	130 DT, Winner F110 PSP	Winner
Weight (kg)	3.81	4.09	2.89	3.1	3.5	4.4	4.7









FOR PRICES contact WHP or refer to website www.whp.co.uk								
OEM	NEW HOLLAND / FIAT	NEW HOLLAND / FIAT	NEW HOLLAND / FIAT	NEW HOLLAND / FIAT	NEW HOLLAND / FIAT	NEW HOLLAND / FIAT	NEW HOLLAND / FIAT	NEW HOLLAND / FIAT
WHP Part No.	5G1/39882FIA	5H1/40099FIA	5H1/40100FIA	5H1/40105FIA	5P1/41006FIA	5S1/32705NH	5S1/33003COV	5S1/39910MF
Description	Aluminium Bodied Single Power Steering Pump for Tractor	Aluminium Bodied Single Power Steering Pump for Tractor	Aluminium Bodied Single Power Steering Pump for Tractor	Cast Iron Bodied Single Pump for Crawler	Aluminium Bodied Single Power Steering Pump for Tractor	Aluminium Bodied Single Main Pump for Tractor	Aluminium Bodied Single Power Steering Pump for Tractor	Aluminium Bodied Single Main Pump for Tractor
OEM Part number	5161711		5126097			5130133		
Number on Product	A18XRP	P12CC 3316	P14CC 3317	P2A1610F3C5A	3115.928.15D 0013 103	C18X	C11.4L 01615	SNP2/17S C001 0510 625 318
OEM Model numbers			1280 DT, 1880 DT	100C, 120		350,255C,420, 455C,455CS,45 066,466,474, 411, 415, 600, 640, 650, 750, 850, 1000, 1300, 580, 680, 780 2.1 55.46, 65.46, 60.66	980, 540,450	A184 754 854
Weight (kg)	2.4	4.7	4.8	10	4.137	2.4	2.3	2.9









FOR PRICES contact WHP or refer to website www.whp.co.uk								
OEM	NEW HOLLAND / FIAT	NEW HOLLAND / FIAT	NEW HOLLAND / FIAT	NEW HOLLAND / FIAT	NEW HOLLAND / FIAT	NEW HOLLAND / FIAT	NEW HOLLAND / FIAT	NEW HOLLAND / FIAT
WHP Part No.	5S1/40035FIA	5S1/40041FIA	5S1/40042FIA	5S1/40046FIA	5S1/40047FIA	5S1/41219FIA	5S2/39934FIA	5S2/39935FIA
Description	Aluminium Bodied Single Main Pump for Tractor	Aluminium Bodied Single Pump for Tractor	Aluminium Bodied Single Main Pump for Tractor	Aluminium Bodied Single Main Pump for Tractor	Aluminium Bodied Single Main Pump for Tractor	Aluminium Bodied Single Main Pump for Tractor	Aluminium Bodied Tandem Main Pump for Tractor	Aluminium Bodied Tandem Main Pump for Tractor
OEM Part number	5129488	79031142	76029028	756465 5129481	5128478, 5129478 A25X	5168841	79071288	79065766
Number on Product	XEP2 19S C001LBD1	79031142	SNP2/25S C001 R0H 1E	C25XSN	A25XSN	C25L 34385	79071288	76038978
OEM Model numbers	1880, 8890, 8294,			440,446,450,4 66,480,480S,4 80/8	550, 600, 640, 650, 750, 612, 615, 670, 715, 470SP, 474 640/DT, 650/DT, 670/B/F/H/DT, 680H/DT, 715/DT, 750/DT, 780/DT, 880/DT, 980,	680, 780, 100/90, 110/90, 6635, TN75F	FR15	SR10B
Weight (kg)	3	14.692	3.257	2.38	2.4	4.22	16	13.5









FOR PRICES contact WHP or refer to website www.whp.co.uk								
OEM	NEW HOLLAND/ FIAT	NEW HOLLAND/ FIAT	NEW HOLLAND/ FORD	NEW HOLLAND/ FORD	NEW HOLLAND/ FORD	NEW HOLLAND/ FORD	NEW HOLLAND/ FORD	NEW HOLLAND/ FORD
WHP Part No.	5S2/39937FIA	5U1/41125FIA	550/1/17445	550/1/17446	5C1/24504LDQ	5C1/24505LBD	5C1/25307RSE	5C1/25504LSA
Description	Aluminium Bodied Tandem Main Pump for Tractor	Cast Iron Bodied Single Main & Power Steering Pump with Flow Control & Relief Valve for Tractor	Aluminium Bodied Single Power Steering Pump for Engine	Aluminium Bodied Single Power Steering Pump for Engine	Aluminium Bodied Single Main Pump for Tractor	Aluminium Bodied Single main Pump for Tractor, Excavator or Forklift	Aluminium Bodied Single Main Pump for Skidsteer	Aluminium Bodied Single Main Pump for Tractor
OEM Part number	9444967, 7J- 9444967-0113	9462827				D1NN600B / 81833792		
Number on Product	SNP3/33D SC 47G/6K SNP3/26D SC 11G/6K	5114	A4.5L 17445	A6.4L 17446	24504 LDQJ 24504 LBT	24505LBD 24505LCJ	26011 RZE 25307 RSE	24504 LDQ
OEM Model numbers		D140			FW60	4500, 550, 136,	785	FW60 Auto
Weight (kg)	13.09	17.0	2.72	2.69	5.8	6.1	2.1	5.8









FOR PRICES contact WHP or refer to website www.whp.co.uk								
OEM	NEW HOLLAND/ FORD	NEW HOLLAND/ FORD	NEW HOLLAND/ FORD	NEW HOLLAND/ FORD	NEW HOLLAND/ FORD	NEW HOLLAND/ FORD	NEW HOLLAND/ FORD	NEW HOLLAND/ FORD
WHP Part No.	5C1/26005RZJ	5C1/26007RZE	5C1/40022FOR	5C1/40023FOR	5C1/40024FOR	5C1/44301FOR	5C1/51000FW	5C3/40060FOR
Description	Aluminium Bodied Single Main Pump for Skidsteer	Aluminium Bodied Single Main Pump for Skidsteer	Cast Iron Bodied Single Main Pump for Excavator	Cast Iron Bodied Single Main Pump for Excavator	Cast Iron Bodied Single Main Pump for Excavator	Cast Iron Bodied Single Main Pump for Excavator	Cast Iron Bodied Single Main Pump for Tractor	Cast Iron Bodied Triple Main Lift Pump for Loading Shovel
OEM Part number			E6NN600AC	E7NN600CA 85700189	E7NN600BB 83911818			D8NN600JA
Number on Product	26005 RZJ 24304 RAT	26007 RZE 25304 RSE	3249110146	3249110147	3249110145	3239110188	3129611025	3129330018
OEM Model numbers	445	L553		655, 655C	550 555 after 1983, 655 Special, 675D, 4550	675D	FW 40, FW60, FW30, 60 (articulated)	A64
Weight (kg)	2.48	2.9	14.902	16.74	16.52	18.84	16	41.0









FOR PRICES contact WHP or refer to website www.whp.co.uk								
OEM	NEW HOLLAND/ FORD	NEW HOLLAND/ FORD	NEW HOLLAND/ FORD	NEW HOLLAND/ FORD	NEW HOLLAND/ FORD	NEW HOLLAND/ FORD	NEW HOLLAND/ FORD	NEW HOLLAND/ FORD
WHP Part No.	5F3/41150FOR	5S1/39887CTY	5S1/39888FOR	5S1/39889FOR	5S1/39892FOR	5S1/39899FOR	5S1/39901FOR	5S1/39903FOR
Description	Cast Iron Bodied Triple Main Lift Pump for Loading Shovel	Aluminium Bodied Single Power Steering Pump with Inbuilt Flow Control & Relief Valve for Tractor	Aluminium Bodied Single Power Steering Pump with Inbuilt Flow Control & Relief Valve for Tractor	Aluminium Bodied Single Power Steering Pump with Flow Control & Relief Valve for Tractor	Aluminium Bodied Single Power Steering Pump with Inbuilt Flow Control & Relief Valve for Tractor	Aluminium Bodied Single Main Pump for Tractor	Aluminium Bodied Single Engine Mounted Auxiliary Pump for Tractor	Aluminium Bodied Single Main Pump for Tractor
OEM Part number	D3NN600E	C7NN3A674E / 81816584	C5NN3N675B / C7NN3A674D 81816573	C7NN3A674J, 81851315, C7NN3A675J	C7NN3A674F 81816585 C7NN3N675F	E2NN600BA 83945584	E2NN600AB 83935616	D8NN600FA 83913537
Number on Product	P199054	81816584 10398	81816573 10397	A17.3L 10402	81816585 10399	83945584 26581	83935616 31601	83913537 19450
OEM Model numbers	A62	764 & 774 fitted from 1-F-21 up to 80-K-29, 1124, 1164, 1174, 1164TW and 1184TW, 3400, 3500, 4400, 4410	County 654, 754 up to 8-K-7 4 Cylinder Machines		136, 4500 & UP	TW25, TW30, TW35, 8630, 8730, 8830	2910, 3910, 4110, 4610, 3600	TW5, TW10, TW15, TW20, TW25, TW35
Weight (kg)	39.0	3.5	3.29	3.629	3.57	6.4	5.5	5.83









FOR PRICES contact WHP or refer to website www.whp.co.uk								
OEM	NEW HOLLAND/ FORD	NEW HOLLAND/ FORD	NEW HOLLAND/ FORD	NEW HOLLAND/ FORD	NEW HOLLAND/ FORD	NEW HOLLAND/ FORD	NEW HOLLAND/ FORD	NEW HOLLAND/ FORD
WHP Part No.	5S1/39904FOR	5S1/39916FOR	5S1/40015FOR	5S1/40016FOR	5S1/40018FOR	5S2/39893FOR	5S2/39894FOR	5S2/39900FOR
Description	Aluminium Bodied Single Pump for B30 Engine	Aluminium Bodied Single Auxiliary Pump for Tractor	Aluminium Bodied Single Power Steering Pump with Inbuilt Flow Control & Relief Valve for Tractor	Aluminium Bodied Single Power Steering Pump with Inbuilt Flow Control & Relief Valve for Tractor	Aluminium Bodied Single Power Steering Pump with Flow Control & Relief Valve for Tractor	Aluminium Bodied Tandem Main Pump with Relief Valve for Tractor	Aluminium Bodied Tandem Main Pump with Relief Valve for Tractor	Aluminium Bodied Tandem Main Pump for Tractor
OEM Part number		E1NN600AB 83996272	C7NN3A674B 81818527	C7NN3A674G 81851286	C7NN3A674C /81816576	D0NN600G 81823983	E0NN600AC 83957379	D2NN600B / 81826808
Number on Product	A23L 34642	83996272 31600	81818527 10403	81851286 10400	81816575 (10396)	81823983 15972	83957379 20360	81826808 17082
OEM Model numbers		2600, 3000, 3600, 231, 531, 333, 335, 5610, 6610, 6710, 7610, 7710, 7810, TW5, TW15, TW25, TW35				56, 5000, 7000, Hitch, 944, 1174	5610, 6610, 6710, 7610, 7710, 6410, 6810, 7810, 8210, 7910	5000, 6000, 7000 TA
Weight (kg)	4.32	5.7	3.5	3.4	3.486	5.8	8.2	5.97









FOR PRICES contact WHP or refer to website www.whp.co.uk								
OEM	NEW HOLLAND/ FORD	NEW HOLLAND/ FORD	NEW HOLLAND/ FORD	NEW HOLLAND/ FORD	NEW HOLLAND/ FORD	NEW HOLLAND/ FORD	NEW HOLLAND/ FORD	NEW HOLLAND/ FORD
WHP Part No.	5S2/39902FOR	5S2/39912FOR	5S2/39915FOR	5S2/39916FOR	5S2/39917FOR	5S2/39918FOR	5S2/39919FOR	5S2/39920FOR
Description	Aluminium Bodied Tandem Main Pump for Tractor	Aluminium Bodied Tandem Main Pump with Relief Valve for Tractor	Aluminium Bodied Tandem Main Lift Pump for Tractor	Aluminium Bodied Tandem Main Pump with Relief Valve for Tractor	Aluminium Bodied Tandem Main Pump with Relief Valve for Tractor	Aluminium Bodied Tandem Main Pump with Relief Valve for Tractor	Aluminium Bodied Tandem Main Pump with Relief Valve for Tractor	Aluminium Bodied Tandem Main Pump with Relief Valve for Tractor
OEM Part number	D5NN600C 83903943	83936586 D8NN600KB	D8NN600NA 3926101	D8NN600LB 83936585	D0NN600F 81824183	81871528 F0NN600BB	E8NN600AA / 83962224	E8NN600BA
Number on Product	83903943 18776	83936586 20043	D8NN 600 NB, C22.7/4.1L 20044	83936585 20041	81824183 16024	81871528 31700	83962224 (30920)	83962225 (30923)
OEM Model numbers	7A 96, 8000, 8600, 9000, 9600, 9700Z, 9700	5000TA, 5600, 6600, 6700, 7600, 7700 COUNTY 1174, 1454 (dual power), 7A	7A 4000	4100, 4600, 2910, 3610, 3910, 4110, 4610	48, 4000	7740SE, 7840SE, 5640, 7840SL, 7840, 6640SL		4630
Weight (kg)	4.6	6.95	7.598	6.48	5.7	10.79	10.79	6.668









FOR PRICES contact WHP or refer to website www.whp.co.uk								
OEM	NEW HOLLAND/ FORD	NEW HOLLAND/ FORD	NEW HOLLAND/ FORD	NEW HOLLAND/ FORD	NEW HOLLAND/ FORD	NEW HOLLAND/ FORD	NEW HOLLAND/ FORD	NEW HOLLAND/ FORD
WHP Part No.	5S2/39941FOR	5S3/40075FOR	5SB/39921FOR	5ST/39892FOR	5ST/39893FOR	5ST/39894FOR	5ST/39895FOR	5ST/39896FOR
Description	Aluminium Bodied Tandem Main Pump with Inbuilt Relief Valve for Tractor	Aluminium Bodied Triple Main Pump with Inbuilt Flow Control & Relief Valve for Tractor	Aluminium Bodied Tank Type Brake Pump with and Relief Valve for Loader	Aluminium Bodied Tank Type Power Steering Pump with Flow Control Valve for Tractor	Aluminium Bodied Tank Type Power Steering Pump for Tractor	Aluminium Bodied Tank Type Power Steering Pump with Inbuilt Relief & Flow Control Valve for Tractor	Aluminium Bodied Tank Type Power Steering Pump with Relief Valve for Tractor	Aluminium Bodied Tank Type Power Steering Pump with Inbuilt Relief Valve for Tractor
OEM Part number	E9NN600BC / 83987329	F0NN600CE 81875263 82850804	D8NN2N210AC, E6NN2N210AA 83960259	F1NN3K514AA E4NN3K514AA E6NN3K514AB 83960261	E6NN3K514BA9 9M 83958544	E9NN3K514BB 83986668 81871798 81871798	E6NN3K514CA 99M, E6NN3K514CA / 83959550, C7NN3A674R / 81818082, C9NN3A674B/1 822401	E6NN3K514FA 83959543 D8NN3K514CC
Number on Product	83987329 31786	81875263 00700	E6NN 2N 210 AA 99M	83960261 29549	83958544 31563	32708 655C & 555	E6NN 3K 514 CA 99M	83959543 19660
OEM Model numbers	4630, 5030	7740SL, 40 Series SL (TS), 7840 8340SLE, 7840SLE	A66	4610, 5610, 6610, 6710, 7610, 7710, 6410, 6810, 8000 & UP, TW, 8610	4610	from 6/90	4000	
Weight (kg)	6.4	61	4.1	5.2	4.71	5.89	4.2	4.3









FOR PRICES contact WHP or refer to website www.whp.co.uk								
OEM	NEW HOLLAND/ FORD	NEW HOLLAND/ FORD	NEW HOLLAND/ FORD	NEW HOLLAND/ FORD	NEW HOLLAND/ FORD	NEW HOLLAND/ FORD	NEW HOLLAND/ FORD	NEW HOLLAND/ FORD
WHP Part No.	5ST/39897FOR	5ST/39898FOR	5ST/39899FOR	5ST/39901FOR	5ST/39904FOR	5ST/39905FOR	5ST/39911FOR	5ST/39918FOR
Description	Aluminium Bodied Tank Type Power Steering Pump with Inbuilt Relief Valve for Tractor	Aluminium Bodied Tank Type Power Steering Pump for Tractor	Aluminium Bodied Tank Type Power Steering Pump with Relief Valve for Tractor	Aluminium Bodied Tank Type Power Steering Pump with Inbuilt Relief Valve for Tractor	Aluminium Bodied Tank Type Power Steering Pump with Flow Control Valve for Tractor	Aluminium Bodied Tank Type Power Steering Pump with Relief Valve for Tractor	Aluminium Bodied Tank Type Power Steering Pump with Relief Valve for Tractor	Aluminium Bodied Tank Type Power Steering Pump with Flow Control & Relief Valve for Tractor
OEM Part number	E6NN3K514PA 83959534	E7NN3K514CA / 3960342 83960342 E7NN3K514CA9	D8NN3K514KC / 83928652	E7NN3K514DA \ / 83961707	E8NN3K514BA / 83983181	D8NN3K514BA, E6NN3K514JA 83959549	E6NN3K514EA 87759440	E0NN3K514AB 83924998
Number on Product	82858430 20269/072X	9M 83960342	83928652 (19659)	83961707 31017	83983181 (30943)	83959549 (19674)	83959533 19658	83924998 18634
OEM Model numbers	4610, 5610, 6610, 7610, 5610, 6610, 6710, 7610, 7710, 6410, 6810 10 Series to 1986	30126 655C, 550, 5000, 555 4WD 655C, 4610		555	4630, 4130	7700, 7710, 8200	County 754, 944, 954 & 974 built on a Ford 6600 Skid 3500, 4100, 4600, 5100, 5600, 3910, 4000, 5000, 7600	TW5, TW10, TW15, TW20, TW25, TW30
Weight (kg)	4.75	4.2	4.273	4.73	5.25	4.251	4.2	6.1









FOR PRICES contact WHP or refer to website www.whp.co.uk								
OEM	NEW HOLLAND/ FORD	NEW HOLLAND/ FORD	NEW HOLLAND/ FORD	NEW HOLLAND/ FORD	NEW HOLLAND/ FORD	NEW HOLLAND/ FORD	NEW HOLLAND/ FORD	NEW HOLLAND/ FORD
WHP Part No.	5ST/39919FOR	5ST/39920FOR	5ST/39958FOR	5ST/39959FOR	5ST/39960FOR	5ST/39988FOR	5ST/40061FOR	5ST/40017FOR
Description	Aluminium Bodied Tank Type Power Steering Pump with Inbuilt Relief Valve for Tractor	Aluminium Bodied Tank Type Power Steering Pump with Inbuilt Relief Valve for Tractor	Aluminium Bodied Tank Type Power Steering Pump with Relief Valve for Tractor	Aluminium Bodied Tank Type Power Steering Pump with Inbuilt Relief Valve for Excavator	Aluminium Bodied Tank Type Power Steering Pump with Relief Valve for Tractor	Aluminium Bodied Tank Type Power Steering Pump with Flow Control & Relief Valve	Aluminium Bodied Tank Type Power Steering Pump with Relief Valve for Tractor	Aluminium Bodied Tank Type Power Steering Pump with Inbuilt Relief Valve for Tractor
OEM Part number	83959544 E6NN3K514TA	E6NN3K514NA9 9M 82858430	D3NN3K514A, E6NN3K514HA 83959540	E6NN3K514GA 82858431 D4NN3A674A D8NN3K514DC	E6NN3K514LA / 83960251	83924997 D8NN3K514JD	E6NN3K514MA 83960252	D3NN3K514B 81829242 83918260
Number on Product	83959544 30006	82858430 20269/055	E6NN 3K 514 HA 99M	83959537 19665	A10.5L 19668	83924997 33000	A4.5L 19669	D6NN3K514B 83918260
OEM Model numbers	7810, 7910, 8210, 8610			655C, 555, 550		TW5, TW15, TW20, TW25, TW30, TW35		17234
Weight (kg)	5.1	4.75	4.3	4.18	4.314	6.1	4.351	4.34









FOR PRICES contact WHP or refer to website www.whp.co.uk								
OEM	NEW HOLLAND/ FORD	NEW HOLLAND/ FORD	NEW HOLLAND/ FORD	NEW HOLLAND/ FORD	NEW HOLLAND/ FORD	NEW HOLLAND/ FORD	NEW HOLLAND/ FORD	NEW HOLLAND/ FORDSON
WHP Part No.	5ST/40062FOR	5ST/40063FOR	5Z1/40028FOR	5Z1/40029FOR	5Z1/40030FOR	5Z1/40080FOR	5Z1/40081FOR	5L1/41025FPM(HI)
Description	Aluminium Bodied Tank Type Power Steering Pump with Inbuilt Flow Control & Relief Valve for Excavator	Aluminium Bodied Tank Type Power Steering Pump for Tractor	Aluminium Bodied Single Main Pump for Compact Tractor	Aluminium Bodied Single Main Pump for Compact Tractor	Aluminium Bodied Single Main Pump for Compact Tractor	Aluminium Bodied Single Main Pump for Tractor	Aluminium Bodied Single Main Pump for Tractor	Aluminium Bodied Single Pump for Fordson Power Major supplied with a 20 Tooth High Ratio External Gear and Inlet Adaptor
OEM Part number	F2NN3K514AA9 9M 81875130	F1NN3K514BA/ 82854836 82853139						E1ADDN994630E*
Number on Product	81875130 33497	82854836 33001	307001-5321	307001-3300 (3301)	307001-3062	307001-3380, 307001-3381,	307001-2300, 307001-2301,	
OEM Model numbers	655, 555 FROM 9/92	5030	2120	1900, 1710	1920, 1720	9217977 2110, 1910	9223768 1700	Fordson Major Fordson Power Major
Weight (kg)	5.83	4.57	2.4	2.3	2.5	2.28	2.06	8.2









FOR PRICES contact WHP or refer to website www.whp.co.uk								
OEM	NEW HOLLAND/ FORDSON	NEW HOLLAND/ FORDSON	NEW HOLLAND/ FORDSON	NEW HOLLAND/ FORDSON	NISSAN	NISSAN	NISSAN	NISSAN
WHP Part No.	5L1/41025FPM(S)	5L1/41025FSM(HI)	5L1/41025FSM(N)	5L1/41025FSM(S)	5K1/47000NIS	5K1/47001NIS	5K1/47002NIS	5K1/47003NIS
Description	Aluminium Bodied Single Pump for Fordson Power Major supplied with a 21 Tooth Standard Ratio External Gear and Inlet Adaptor	Aluminium Bodied Single Pump for Fordson Super Major sup- plied with a 20 Tooth High Ratio External Gear	Aluminium Bodied Single Pump for Fordson Super Major supplied with a 18 Tooth External Gear	Aluminium Bodied Single Pump for Fordson Super Major supplied with a 21 Tooth Standard Ratio External Gear	Aluminium Bodied Single Main Pump with Inbuilt Flow Valve & Relief Valve for Forklift	Aluminium Bodied Single Main & Power Steering Pump for Forklift	Aluminium Bodied Single Main & Power Steering Pump for Forklift	Aluminium Bodied Single Main Pump for Forklift
OEM Part number	E1ADDN994630E*	E1ADDN994630E*	E1ADDN994630E*	E1ADDN994630E*	6910114H00	691011H00	69101L6800	69101-L5001
Number on Product					KRP4-23CVMH	KRP4-23CVMF	KRP4-33CV	69101-L5001 6KIT
OEM Model numbers	Fordson Major Fordson Power Major	Fordson Super Major	Fordson New Improved Super Major and Ebro	Fordson Super Major	PH01, A25U, SD25, PH02	H02, NF01A10, NFA01A15	CHF03A35U	CB01, UB01
Weight (kg)	8.2	7.7	7.7	7.7	5.2	5.2	5.4	3.1









FOR PRICES contact WHP or refer to website www.whp.co.uk								
OEM	NISSAN	NISSAN	NISSAN	NISSAN	NISSAN	NISSAN	NISSAN	NISSAN
WHP Part No.	5K1/47004NIS	5K1/47005NIS	5K1/47006NIS	5K1/47007NIS	5K1/47008NIS	5K1/47009NIS	5K1/47010NIS	5K1/47011NIS
Description	Aluminium Bodied Single Main & Power Steering Pump for Forklift	Aluminium Bodied Single Main & Power Steering Pump for Forklift	Aluminium Bodied Single Main & Power Steering Pump for Forklift	Aluminium Bodied Single Main & Power Steering Pump for Forklift	Aluminium Bodied Single Main Pump for Forklift	Cast Iron and Aluminium Bodied Single Main Pump for Forklift	Aluminium Bodied Single Main Pump for Forklift	Aluminium Bodied Single Main & Power Steering Pump with Inbuilt Relief Valve for Forklift
OEM Part number	69101L1402 69101L1100	6910126H00	69101L1102	6910104H00	6910151K01	69161-51H02	69101-L6100	69101L9003
Number on Product	KRP4-23CV	KRP4-23CVMJ	KRP4-27CV	KRP4-19CVPG	KFP2227CSMSN	KFP3256ASMSS	2P3146AJ	KRP4-27AVNF
OEM Model numbers		EH02 A25U	FD22 TGF02A30U QGF02A30U		FJ02,J02	FL037		F05
Weight (kg)	5	5.1	5.2	5	4.65	9.134	6.7	5.2









FOR PRICES contact WHP or refer to website www.whp.co.uk								
OEM	NISSAN	NISSAN	NISSAN	NISSAN	NISSAN	NISSAN	NISSAN	NISSAN
WHP Part No.	5K1/47012NIS	5K1/47013NIS	5K1/47014NIS	5K1/47015NIS	5K1/47016NIS	5K1/47017NIS	5K1/47018NIS	5K1/47019NIS
Description	Aluminium Bodied Single Main & Power Steering Pump with Inbuilt Flow Control & Relief Valve for Forklift	Aluminium Bodied Single Main Pump for Forklift	Aluminium Bodied Single Main & Power Steering Pump with Flow Control & Relief Valve for Forklift	Aluminium Bodied Single Main & Power Steering Pump with Flow Control & Relief Valve for Forklift	Aluminium Bodied Single Main Pump for Forklift	Aluminium Bodied Single Main & Power Steering Pump with Flow Control & Relief Valve for Tractor	Cast Iron and Aluminium Bodied Single Main Pump for Forklift	Cast Iron and Aluminium Bodied Single Main Pump for Forklift
OEM Part number	69101-11H01	69101-26H04	69101-20H00	69101-14H01	69101-1K200	69101-4K000, 69101-4K00V	69101-51K072	69101-51K061
Number on Product	KRP4-27CVMF	KRP4-23CVMLN	KRP4-27CVMKN	KRP4-27CVMHJ	69101-1K200V 2K4BG	KRP4-33AVGDN 69101-4K000V	51K072 413DM	51K061 4B1DM
OEM Model numbers						60		PJ025U
Weight (kg)	5.2	5.025	5.13	5.118	3.398	5.421	4.593	4.306









FOR PRICES contact WHP or refer to website www.whp.co.uk								
OEM	NISSAN	NISSAN	NISSAN	NISSAN	NISSAN	NISSAN	NISSAN	NISSAN
WHP Part No.	5K1/47020NIS	5K1/47021NIS	5K1/47023NIS	5K1/47502TOY	5K1/48000KOM	5K1/48507KAY	5K2/47008NIS	5K2/49006KUB
Description	Cast Iron and Aluminium Bodied Single Main Pump for Forklift	Aluminium Bodied Single Main & Power Steering Pump with Flow Control & Relief Valve for	Aluminium Bodied Single Main Pump for Forklift	Aluminium Bodied Single Main Pump for Forklift	Aluminium Bodied Single Main Pump for Forklift	Cast Iron and Aluminium Bodied Single Main Pump for Forklift	Aluminium Bodied Tandem Main Pump for Forklift	Aluminium Bodied Tandem Main Pump for Forklift Truck
OEM Part number	69101-51H01	Forklift 69101-26H03	Y8241-J0251	69101-2K001, 69101-2K000	691014500		69501-L9003	69501-4K000
Number on Product	KFP3250ASMSS	KRP4-27CVMJ 69101-26H03	KP0553CGSS	KRP4-23CSSFDN	KZP4-19CSSBDF	KFP3250GSMSS 4B4DM	69501-69003V	69501-4K000V 4F3002
OEM Model numbers				FP01	130		F05, F05A60U	F05 (2001Model)
Weight (kg)	8.74	5.15	1.5	3.4	3.6	8.67	6.7	7.23









FOR PRICES contact WHP or refer to website www.whp.co.uk								
OEM	NISSAN	NISSAN	NISSAN	NISSAN	NISSAN	NISSAN	NISSAN	NISSAN
WHP Part No.	5K3/47005NIS	5K3/48500YAN	5K3/48502YAN	5N2/39800NIS	5N2/39801NIS	5N3/39800NIS	5N3/39801NH	5R1/47005NIS
Description	Aluminium Bodied Triple Main Pump for Forklift Truck	Aluminium Bodied Triple Main Pump for Mini Excavator	Aluminium Bodied Triple Main Pump for Excavator	Aluminium Bodied Tandem Main Pump for Excavator	Aluminium Bodied Tandem Main Pump for Excavator	Aluminium Bodied Triple Main Pump for Mini Excavator	Aluminium Bodied Triple Main Pump for Excavator	Aluminium Bodied Single Main Pump for Forklift
OEM Part number								69101-26H00, 69101 04K00
Number on Product	KRP4-12-12-7C	KRP4-14-14-12CD	KRP4-14-14-13CH	PA66RD186	PAA66RD268	9905 PBB-BQQQRK132	PBBA557RK109	1L35DX99T/RC2 3-K61/0417S
OEM Model numbers		N450	N450	N06	N120	300/1	M-41	EGH02
Weight (kg)	6.6	10.0	8.4	3.7	3.3	8.8	10.7	5.8









FOR PRICES contact WHP or refer to website www.whp.co.uk								
OEM	NISSAN	NISSAN	NISSAN	NISSAN	NISSAN	NISSAN	NISSAN	NISSAN
WHP Part No.	5U1/42065NIS	5U1/42066NIS	5U3/40125NIS	5U3/40128NIS	5Z1/40045ZEX	5Z2/40057NIS	5Z2/40059NIS	5Z2/40100HIT
Description	Aluminium Bodied Single Main Pump for Forklift	Aluminium Bodied Single Main Pump for Forklift	Aluminium Bodied Triple Main Replacement Pump for Mini Excavator	Aluminium Bodied Triple Main Replacement Pump for Excavator	Aluminium Bodied Single Main Pump for Forklift	Aluminium Bodied Tandem Main Pump for Mini Excavator	Aluminium Bodied Tandem Main Pump for Mini Excavator	Aluminium Bodied Tandem Main Pump for Excavator
OEM Part number	69101-31K60	691011G000			69101L7500	500-22005	74708H	
Number on Product	6368, 334/9612/020	5100	6891	6892	307002-3200 9225491	307012-0071 96419	307012-1311 96423	307012-2401
OEM Model numbers		FJ02A25U, FJ02E	450 (1988)		29206	N300-2	N350	N21SS, K4E Minex
Weight (kg)	3.208	3.497	8.3	8.5	2.436	4.7	7.4	7.4





FOR PRICES contact WHP or refer to website www.whp.co.uk								
OEM	NISSAN/HANIX	NISSAN/HANIX	NISSAN/HANIX	NISSAN/HANIX	NISSAN/HANIX	NISSAN/HANIX	NORBA	NORBA
WHP Part No.	5S1/40046NIS	5S2/30047NIS	5S2/30048NIS	5S3/40085NIS	5S3/45020NIS	5S3/47520NIS	5H2/40049NOR	5H2/40050NOR
Description	Aluminium Bodied Single Main Pump for Mini Excavator	Aluminium Bodied Tandem Main Pump for Excavator	Aluminium Bodied Tandem Main Pump for Excavator	Aluminium Bodied Triple Main Pump for Excavator	Aluminium Bodied Triple Main Pump for Excavator	Aluminium Bodied Triple Main Pump for Excavator	Cast Iron Bodied Tandem Main Pump for Rubbish Lorry	Cast Iron Bodied Tandem Main Pump for Dustcart
OEM Part number		50002004	NK12220-00360					
Number on Product	A7L 31620	C6.3/6.3L 31619	C8.3/8.3L 33783	A12.12.10R166 128-00413	C10.3/10.3/8.3L 34674	A6.5-6.5-6.5R530	P2AP22101909 C393	P2APJ2210/190 9A303
OEM Model numbers	N150/2	6099	Hirex, N120A	300		H15A	FL6 Volvo Chassis Model	SN211, K-180
Weight (kg)	3.005	4.3	4.8	6.3	6.257	5.0	43.5	37.5









FOR PRICES contact WHP or refer to website www.whp.co.uk								
OEM	NORDBERG	NOVA BUS	NUBBAUM	NYK	NYK	NYK	O&K	O&K
WHP Part No.	5S1/49300TWO	5S2/41240NOV	5B1/40035BOS	5S1/49760NYK	5S1/49761NYK	5S1/49763NYK	C1/25503RSE	5H1/401100&K
Description	Aluminium Bodied Single Main Pump for Crusher	Aluminium Bodied Tandem Main Pump with Flow Control & Relief Valve for Bus	Aluminium Single Pump	Cast Iron and Aluminium Bodied Single Main Pump for Forklift	Aluminium Bodied Single Main Pump for Forklift	Aluminium Bodied Single Main Pump for Forklift	Aluminium Bodied Single Auxiliary Pump for Excavator	Cast Iron Bodied Single Main Pump for Excavator
OEM Part number				1900-42112		1900-42015	1939036	
Number on Product	C50L 26686	C31.5/23.0L 38272/172	0510 110 003	3.2L328	20-16L878	25-27L082	25503 RSE	P2B3135AS5B2 6C
OEM Model numbers				FB7PFB15C~25C				
Weight (kg)	6.7	9.92	0.781	1.08	2.73	4.895	5.6	51.5









FOR PRICES contact WHP or refer to website www.whp.co.uk								
OEM	O&K	OMFORT	OPICO	OVERLANDER	P&H	PELJOB	PELJOB	PELJOB
WHP Part No.	5C1/510030&K	5HP2/700010MF	5H1/40109DYN	5C1/24338LAC	5K1/42050P&H	5HP3/40028PEL	5HP3/40029PEL	5HP3/40081PEL
Description	Cast Iron Bodied Single Main Pump for Loading Shovel	Aluminium Bodied Tandem Main Pump for Forklift	Cast Iron Bodied Single Main Pump for Dynamometer	Aluminium Bodied Single Main Pump with Inbuilt Flow Control & Relief Valve for Forklift	Aluminium Bodied Single Power Steering Pump for Crane	Aluminium Bodied Triple Main Pump for Excavator	Aluminium Bodied Triple Main Pump for Digger	Aluminium Bodied Triple Main Pump for Excavator
OEM Part number						E5350002	E5350068, E5350089	
Number on Product	3229111663	P1AAK2515HA2 012HL30	P7500 B3035HII-B23	26212-LACJ	KRP4-14A 411702	P1AAN2008HA2 008HA1003CL3 0-BNS	P1AAN2010HA2 010HA2008HL3 0A01N	P1DBN2015CA2 015CA2008CL10 EB36 89-90
OEM Model numbers	L45			Overlander	5170	EB12	EB 25.4	
Weight (kg)	31.5	4.782	41.5	4.3	2.82	4.9	5.7	7.5









FOR PRICES contact WHP or refer to website www.whp.co.uk								
OEM	PELJOB	PELJOB	PELJOB	PELJOB	PELJOB	PELJOB	PELJOB	PELJOB
WHP Part No.	5HP3/40082PEL	5HP3/40083PEL	5S3/40076YAN	5S1/49400PEL	5S3/40077PEL	5S3/40084PEL	5S3/40085PEL	5S3/40086PEL
Description	Aluminium Bodied Triple Main Pump for Excavator	Aluminium Bodied Triple Main Pump for Mini Excavator	Aluminium Bodied Triple Main Pump for Mini Excavator	Aluminium Bodied Single Main Pump for Mini Excavator	Aluminium Bodied Triple Main Pump for Excavator	Aluminium Bodied Triple Main Pump for Mini Excavator	Aluminium Bodied Triple Main Pump for Excavator	Aluminium Bodied Triple Main Pump for Mini Excavator
OEM Part number	E5350009	E5350010	E5350038		E5350056			
Number on Product	P1AAN2008HA2 008HA2004HL3 OBNS	4023575398 P1AAN2010HA201 OHA	E3530038MOD 32616	SNP2/8D SC06	C7.2/7.2/5.8L 33616	2PB6.2/6.2/UA1 PB3/DF510	PNNN 7+ 7+6 DSC46 RPG5F	PNNN6+6+4 D SC46 RPA 5 1L
OEM Model numbers	EB12		EB12-4, EB14.4	EB406	EB14.4	EB10	EB12.4	Sirius
Weight (kg)	5.7	5.596	6.452	2.5	6.43	4.71	6	5.746









FOR PRICES contact WHP or refer to website www.whp.co.uk								
OEM	PERKINS	PERKINS	PERKINS	PERKINS	PERKINS	PERKINS	PERKINS	PERKINS
WHP Part No.	550/1/11483	5H1/41010PER	5H1/41011PER	5S1/39904MF	5S1/39908PER	5S1/39909PER	5S1/39910PER	5S1/39914PER
Description	Aluminium Bodied Single Pump for Engine	Aluminium Bodied Single Main Pump for Engine	Aluminium Bodied Single Main Pump for Engine	Aluminium Bodied Single Main Pump for Engine	Aluminium Bodied Single Main Pump for Engine	Aluminium Bodied Single Main Pump for Engine	Aluminium Bodied Single Pump for Engine	Aluminium Bodied Single Main Pump for Engine
OEM Part number								
Number on Product	C19.5L 11483	P06CC 3868	P1APK2022CLP 100N	C5L 31640	C4.1L 35633	C6.3L 31641	C8L 31642	A32.7L 13511
OEM Model numbers	4.236		1000 Series	100 Series	100 Series	100 Series	100 Series	
Weight (kg)	4.87	3.12	4.5	3	2.888	3.02	3.1	5.513








FOR PRICES contact WHP or refer to website www.whp.co.uk								
OEM	PERKINS	PERKINS	PERKINS	PERKINS	PERKINS	PERKINS	PERKINS	PERKINS
WHP Part No.	5S1/39916PER	5S1/39917PER	5S1/39918PER	5S1/39919PER	5S1/39921PER	5S1/39936PSP	5S1/41232PER	5U1/42001PER
Description	Aluminium Bodied Single Pump for Engine	Aluminium Bodied Single Pump for Engine	Aluminium Bodied Single Pump for Engine	Aluminium Bodied Single Pump for Engine	Aluminium Bodied Single PTO Pump for Engine	Aluminium Bodied Single Pump for Engine	Aluminium Bodied Single Main Pump for Engine	Aluminium Bodied Single Pump for Engine
OEM Part number								
Number on Product	C10L 31643	C23.0L 33613	C8.3L 33607	C10.3L 33608	C42.6L 11486	C16L 31436	C16.1L 35946	5957, 3349111197
OEM Model numbers	100 Series	100 Series	100 Series	100 Series	4.203, 4.236	Perkins		100 Series
Weight (kg)	3.17	3.989	3.05	3.12	5.36	3.92	3.2	3.1









FOR PRICES contact WHP or refer to website www.whp.co.uk								
OEM	PERKINS	POWERCAT	POWERFAB	POWERFAB	POWERFAB	PRIESTMAN	PRIESTMAN	PRIESTMAN
WHP Part No.	5U1/42002PER	5C2/40072AVA	5S1/39600POW	5U1/42000POW	5U3/40269ULT	5C1/40047PRI	5K2/47500PRI	5K2/49004KUB
Description	Aluminium Bodied Single Main Pump for Engine	Aluminium Bodied Tandem Main Pump for Skidsteer	Aluminium Bodied Single Main Pump for Mini Excavator	Aluminium Bodied Single Main Pump for Excavator	Aluminium Bodied Triple Main Pump for Excavator with 3 inlets and 3 outlets	Cast Iron Bodied Single Main Pump for Access Platform	Aluminium Bodied Tandem Main Pump for Mini Excavator	Aluminium Bodied Tandem Main Pump for Excavator
OEM Part number					20/300800 20/204100			
Number on Product	5973	65603031	SNP2/8D C001F 1L12DE10R 2PB8.3D/CFG/2	3683	4129 C4.0/5.5/5.3L31 910 C4.0/5.5/5.5L31 910	06874800	KRP4-11-11C	KRP4-12-12C
OEM Model numbers	100 Series		180C	1000X, 125, 125WT			Mini Mustang	KM15H / MM30
Weight (kg)	3.9	5.0	2.6	2.8	5.88	5.429	4.5	4.6









FOR PRICES contact WHP or refer to website www.whp.co.uk								
OEM	PUMA	RANSOMES	RANSOMES	RANSOMES	RANSOMES	RANSOMES	RANSOMES	RANSOMES
WHP Part No.	5S1/45002SHIM	550/1/01664	5H2/50000RAN	5S1/39941RAN	5S1/39942RAN	5S1/39943RAN	5S1/39984RAN	5S1/41092RAN
Description	Cast Iron & Aluminium Bodied Single Main Pump for Forklift	Aluminium Bodied Single Main Pump for Mower	Aluminium Bodied Tandem Main Pump for Mower	Aluminium Bodied Single Main Pump for Mower	Aluminium Bodied Single Main Pump for Mower	Aluminium Bodied Single Main Pump for Forklift	Aluminium Bodied Single Cylinder Drive Pump for Mower	Aluminium Bodied Single Main Pump for Forklift
OEM Part number				8096001 A809600	A800596		8007140	
Number on Product	SGP1A32R435	A11.4L 01664	5H2/50000RAN	C11.4L 27493	SNP2/4D FR03	C42.7L 01895	C10L 27349	C15L 10899
OEM Model numbers			3510, 3520, 2130, 2250, 2130+, 2250+	214	285, 213D	L60D	5.7	H15S
Weight (kg)	4.342	3.22	5.078	3.87	1.9	5.2	3.48	2.451









FOR PRICES contact WHP or refer to website www.whp.co.uk								
OEM	RANSOMES	RANSOMES	RANSOMES	RANSOMES	RANSOMES	RANSOMES	RANSOMES	RANSOMES
WHP Part No.	5S2/44330RAN	5S4/40050RAN	5U1/41133MOW	5U1/41210RAN	5U1/41211RAN	5U2/40065RAN	5U2/40066RAN	5U2/40067RAN
Description	Aluminium Bodied Tandem Main Pump for Mower	Aluminium Bodied Quadruple Lift & Mower Pump for Mower	Aluminium Bodied Single Main Pump for Mower	Aluminium Bodied Single Auxiliary Pump for Mower	Aluminium Bodied Single Main Pump for Mower	Aluminium Bodied Tandem Main Pump for Mower	Aluminium Bodied Tandem Main Pump for Mower	Aluminium Bodied Tandem Main Pump for Mower
OEM Part number		2178214	8096205	008006060	008096027	8096263	008005820	00806050
Number on Product	AW13/00 PNN 6+4S SC46	C14.3/14.3/14.3 /5.6L 32463	0139	7305	334 9111 513	4088	4183	7276
OEM Model numbers	RRX5 1D	T51, 933 & T33, 951	213D	TG4650		213	Highway	TG4650
Weight (kg)	4.028	8.74	2.5	3.444	3.0	4.5	5.0	5.85









FOR PRICES contact WHP or refer to website www.whp.co.uk								
OEM	RANSOMES	RANSOMES	RENAULT	RENAULT	RENAULT	RENAULT	RENAULT	RENAULT
WHP Part No.	5U2/40068RAN	5B2/51500REN	5B2/51501REN	5C1/29036LAB	5H2/39952REN	5H2/39953REN	5H2/39954REN	5H2/39955REN
Description	Aluminium Bodied Tandem Main Pump for Mower	Aluminium Bodied Tandem Main Pump for Tractor	Aluminium Bodied Tandem Main Pump for Tractor	Aluminium Bodied Single Auxiliary Pump for Tractor	Aluminium Bodied Tandem Main Pump for Tractor	Aluminium Bodied Tandem Power Steering & Auxiliary Pump for Tractor	Aluminium Bodied Tandem Main Pump for Tractor	Aluminium Bodied Tandem Main Pump for Tractor
OEM Part number	00806070	7700024587 7700036171 7700036351	7700032627	6005022937	7700023333	7700566099	7700 035 340	7700029821 7700035339 6005020875 7700019319
Number on Product	7277	0510 765 347	0510 665 093	29036-LAB	35285-533	R88-07 4015 35261-548	4019 35288-035	4018
OEM Model numbers	TG4650	Ceres 85 & 95	155-54TX	RS7220	120-54 Nectra	R461/S, R462, R551/S, R551.4/.4S, R556/S, R651/S, R651.4/.4S R652, R656/S, R981, AC 6040	80/34PX	6514SP, 6512SP, 7514SP, 7512SP, 7034PX, 7032PX, 8034PX, 8032PX, 103-54 70-14, 8014SP, 70.14SP 70.12SP 70.34SP 75.14 80.14 95.14 95.16 103.12 103.14 103.16 110.14 110.16 113.12 113.14 120.14 120.16 133.14 133.16 145.14/ TA/TX/TZ
Weight (kg)	5.3	6.1	5.8	2.7	6.57	4.7	5.1	4.8

FOR PRICES contact WHP or refer to website www.whp.co.uk							
OEM	RENAULT	RENAULT	RENAULT	RENAULT	RENAULT	RENAULT	RENAULT
WHP Part No.	5H2/39956REN	5H2/39957REN	5H2/39958REN	5H2/39959REN	5S1/39984REN	5S2/39938REN	5S2/39948REN
Description	Aluminium Bodied Tandem Main Pump for Tractor	Aluminium Bodied Tandem Main Pump for Tractor	Aluminium Bodied Tandem Power Steering & Auxiliary Pump for Tractor	Aluminium Bodied Tandem Main Pump for Tractor	Aluminium Bodied Single Power Steering Main Pump with Relief Valve for Truck	Aluminium Bodied Tandem Main Pump for Tractor	Aluminium Bodied Tandem Main & Power Steering Pump for Tractor
OEM Part number	7700034422 7700020957	7700 021 284 7700 021 355 7700 030 854 7700 034 421 7700 035 335	7700 035 337, 7700 013 007, 7700 699 878, 6005020879	7700 013 742 7700 035 327 7700 706 110 6005020874 2068, R88-06, 35281-566,		7700034021 7700035275 7700032627	7700032627
Number on Product	35285 523	4017 35285-524 39965-600	R88-08	0510 565 323, 0510 565 322, 35281-530	C6.3L 27513	PNN19+11S C046	AW02/84 PNN17+11 D
OEM Model numbers	145.120, 110.54, 85.14110 TX, 145.45, 120.14, 95.14, 110.14, 113.14, 120.54, 145.14, 150.54, 155.54, 133-54	90/34 TX, 85- 34MX, 103, 103-54, 110.54, 65.34, 73.34, 83.34, 103.52, 70/34, 103.52/TX, 200M, 58.12, 58.32, 58.34, 600M, 75.32TX, 75.34TX	103.14TS/TX/RE/ RS, 113.12TS/TX/RE, 113.14TX, 133.14TS/TX/RE, 145.14 TX/RE, 75.12TS/RA/RS, 75.14TS/RA/RS, 80.12TX, 80.14TX, 145.54, 95.14S/TX/RE/RS 95.12S/TX/RE/RS	R421M, R461/M/S, R462, R501.4, R551/S/.4/.4S, R556/S, R562, R1181/S/.4/.4S, AC6040, R751/S/.4/.4S, R752/.4, R781/S/.4/.4S, R782/.4, 651, 61.12, 61.14RS, 65.12, 65.32, 6534MA/MS/M, 68.12 68.14RS, 7514LS 75.32, 75.34MA/MS/M, R1151.4, R1181/S/.4/.4S, R604.4, R652, R656/S, R681/S/.4/.4S, R752, R781/S, R851/S/.4/.4S, R891/S/.4S, R951/4, R981/S/.4/.4S, 70.14, 6514SP, 6512SP, 7514SP, 7512SP, 7034PX, 7032PX, 8034PX, 8032PX, 103-54, 70-14, 8014SP		106-54, 103.54, 75-34, 106-54, 95X, 95-4X, Ceres 95	CO46 SAP5G 2M 155-54TX
Weight (kg)	5.4	5.2	4.8	4.8	2.5	4.97	4.851







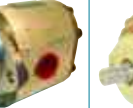

FOR PRICES contact WHP or refer to website www.whp.co.uk								
OEM	RENAULT	RENAULT	RICHIER	RWC	SABO ROBERINE	SALEV	SAMBON	SAMBON
WHP Part No.	5S2/39949REN	5S3/40078REN	5S2/39921FOR	5S1/39971MAT	5U2/40060SAB	5H1/41015SAL	5H1/39973SAM	5H2/40099SAM
Description	Aluminium Bodied Tandem Main & Power Steering Pump for Tractor	Aluminium Bodied Triple Main Pump for Tractor	Aluminium Bodied Tandem Main Pump for Compactor	Aluminium Bodied Single Main Pump for Forklift	Aluminium Bodied Tandem Main Pump with Flow Control & Relief Valve for Mower	Aluminium Bodied Single Power Steering Pump for Forklift	Aluminium Bodied Single Main Pump for Forklift	Aluminium Bodied Tandem Main Pump for Forklift
OEM Part number	7700024587, 7700036171, 7700036351	7700033312						
Number on Product	AW88/01 AWO2/97 PON 22+12S 0510 765 347	PNNN 17+11+ 8 D C046 SAR56	A 11.4/11.4L 17452	C25L26809	3681	PL3C118A- 108V030S1H, PL3C108V030, PC82A2008A2A A00	P25CC4572	P40+18CC 5050
OEM Model numbers	C046 RXX5G 2M 85, Ceres/ John Deere 3000 Series, 3200, 3300, 3400, Ceres 95	120.54, 133.54, 110.54, 145.54 & 155.54 with Powershift / Tractorshift Gearbox also Tractonic Gearbox.	P48	Teleshift	900 3D	120	J24S	T30104
Weight (kg)	4.991	6.65	4.981	5.9	5.7	2.6	9.057	15.0









FOR PRICES contact WHP or refer to website www.whp.co.uk								
OEM	SAMBON	SAMBON	SAMBON	SAMBON	SAMBON	SAMBON	SAMBON	SAMBON
WHP Part No.	5HP2/40019SAM	5HP2/40020SAM	5HP3/40028SAM	5HP3/40027SAM	5S1/32706NH	5S1/39998SAM	5S1/39999SAM	5U1/41127SAM
Description	Aluminium Bodied Tandem Main Pump for Forklift	Aluminium Bodied Tandem Main Pump for Forklift	Aluminium Bodied Triple Main Pump for Telescopic Handler	Aluminium Bodied Triple Main Pump for Forklift	Aluminium Bodied Single Main Pump for Forklift	Aluminium Bodied Single Main Pump for Forklift	Aluminium Bodied Tandem Front Main Pump for Forklift	Aluminium Bodied Single Lift Pump for Forklift
OEM Part number		70653232						
Number on Product	P2AAN3025HA 2006HL30A02	P1ABN3031A20 12L30	P2DBN2515HA2 004HA2004HL10	P2DBN2515HA2 004	SNP2/17S C002	SNP2/22S C004	SNP3 33.5D SC49	5320, IPF26240/ 024LC07PP
OEM Model numbers	JAC24, CMJ24, 2504T	Telescopic FDI D2500, D2000 Telescopic Handler	JAC24	HA2004HL10B02	AM252	J24S	FDI 20-60	425M, J24S, 225M, 252
Weight (kg)	8.6	14.5	6.5	6.5	3.0	3.0	7.01	3.2









FOR PRICES contact WHP or refer to website www.whp.co.uk								
OEM	SAME	SAME	SAME	SAME	SAME	SAME	SAME	SAME
WHP Part No.	5S1/41128LAM	5S1/41129SAM	5S1/41130SAM	5S1/41131SAM	5S1/41132SAM	5S1/41133SAM	5S1/41134SAM	5S1/41135SAM
Description	Aluminium Bodied Single Auxiliary Pump for Tractor	Aluminium Bodied Single Pump for Tractor	Aluminium Bodied Single Power Steering Pump for Tractor	Aluminium Bodied Single Main Pump for Tractor	Aluminium Bodied Single Main Pump for Tractor	Aluminium Bodied Single Main Pump for Tractor	Aluminium Bodied Single Pump for Tractor	Aluminium Bodied Single Pump for Tractor
OEM Part number			24529 480.0 640R2052	24529300010 245293000/11 24529 400	245294000	245297800 2.4539.620.0 24529 780 0	2.4529.830.0/2 0	245297600
Number on Product	SNP2/6D FR03 0510 315 005	SNP2 11 D 0001 RML 0510 525 011	SNP2/11 D SC01 RMM1, 0510 525 024	SNP2 22D SC01 RLG1, 0510 725 348	SNP2/19SSC01RML1 0510 625 332	SNP2/22DSC04RMF 0510 715 008	SNP2/22DSC01R LG1	SNP2/14 D SC01 RLW1
OEM Model numbers			A182, R583, R653, R654, R683, R684, 754, 784, R851 NO 2772+, 854, R904 NO 1226+, 955 NO 1726, R583 NO, 1581+, R653 NO, 1940+, 1106, 1306, 1506, 1706, 956, R105, Mercury 855P, 90/100/110, Laser 130/150, Galaxy 170, Leopard 90/90DT, Buffalo 130, Hercule 160, Centurion 755P, Centurion 705P, Centaurio FXP, Centurion 70/75/FXP, Mercury 85, Leopard 85/90	Laser 90/100/110, Laser 130/150, Galaxy 170, Leopard 90/90DT, Buffalo 130, Hercule 160, Centurion 755P, Mercury 705P, Jaguar 85-90, Leopard 85- 90, Mercury 85, Minitaurus 60 Centaurio 70, Centurion 75, Corsarosyn, Tiger 105 Centurion 75EXP, Mercury 85 EXP, Panther 95, Satumo, Taurus 60, Tiger Sk 105, Trident, Centaurio 705P	Panther 95, Satumo, Taurus 60, Galaxy 170, Tiger Six 105, Mercury 85, Trident, Titan 160, Buffalo 130, Centaurio 70, Centurion 75, Corsarosyn Laser, Jaguar 95-100, Leopard 85-90, Mercury 85, Minitaurus 60, Galaxy 170, Hercules 160, Laser 90-100-110- 130-150	950 Premium Explorer 90 Turbo Lamborghini 1060 Antares 110 130	Titan 160 & 190, 145	
Weight (kg)	2.0	2.59	2.57	3.14	2.98	2.94	2.97	2.62









FOR PRICES contact WHP or refer to website www.whp.co.uk								
OEM	SAME	SAME	SAME	SAME	SAME	SAME	SAME	SAME
WHP Part No.	5S1/41136SAM	5S1/41137SAM	5S1/41138SAM	5S1/41139SAM	5S1/41141SAM	5S1/41142SAM	5S1/41143SAM	5S1/41144SAM
Description	Aluminium Bodied Single Pump for Tractor	Aluminium Bodied Single Pump for Tractor	Aluminium Bodied Single Main Pump for Tractor	Aluminium Bodied Single Main Pump for Tractor	Aluminium Bodied Single Main Pump for Tractor	Aluminium Bodied Single Main Pump for Tractor	Aluminium Bodied Single Power Steering Pump for Tractor	Aluminium Bodied Single Power Steering Pump for Tractor
OEM Part number		245299 200 (LCG)	24529 740 0/10 245297400/10	245294400/10, 245294400/12	24529390	245292000	640 R 2000	245297100/01
Number on Product	SNP2/17 D SC01 RLW1 0510 625 039	SNP217S, SC04LCG 0510 615 354	SNP2/17 D SC04 LCG 0510 615 023	SNP2/14D SC04 LCG 0510 515 010	SNP2/14S SC01 0510 525 329	SNP2/22S C001	SNP2/6S C002 0510 325 306	SNP2/6S SC04
OEM Model numbers		Silver with Hydraulic Gearbox, 100-6	Antares 100 Antares 110 Antares 113 Explorer 55&80 Laser 510	R674, R674.5, R774, R774.5, R874, Explorer 55/60/65/70/75/80/90 60 II / 70 II 80 II / 90 II	"Trident 130, Minotaurus 60/F, Taurus 55, Centauro 70, Centurion 75, Centurion 755P Mercury 85 Leopard 85 Cosaro 78/F Condor 55 Panther 90 Jaguar 95 Tiger 105 Drago 120 Buffalo 130	Buffalo 130, Centauro 70, Centurion 75, Corsarosyn. Tiger 100 Tiger 105	A185	Explorer 65 Low Profile
Weight (kg)	2.83	2.63	2.63	2.535	2.8	3.1	2.5	2.2









FOR PRICES contact WHP or refer to website www.whp.co.uk								
OEM	SAME	SAME	SAME	SAMSUNG	SANDERSON	SANDERSON	SANDERSON	SANDERSON
WHP Part No.	5S1/41145SAM	5S1/41146SAM	5U1/41130SAM	5U1/41200SAM	5C1/39970SAN	5H1/40062SAN	5H1/40063SAN	5H1/40064SAN
Description	Aluminium Bodied Single Power Steering Pump for Tractor	Aluminium Bodied Single Power Steering Pump for Tractor	Aluminium Bodied Single Power Steering Pump for Tractor	Aluminium Bodied Single Main Pump	Cast Iron Bodied Single Main Pump for Forklift	Cast Iron Bodied Single Main Pump for Forklift	Cast Iron Bodied Single Main Pump for Forklift	Cast Iron Bodied Single Main Pump for Forklift
OEM Part number	24529 270 0/10, 245393600	24529 470 0/10	24529 420		1002959	1006647 40500, 3211640	1002959 1002566	
Number on Product	SNP2/8S C002 0510 420 308 0510 425 319	SNP2/8S SC04 0510 415 328	5688 0510 525 024	4956	213249112551 -004	P2AP1911B2B2A	P2AP1909B2B50A	P2AP1913B2B26A
OEM Model numbers	Jaguar 95, Tiger 105, Drago 120, Buffalo 130, Condor 55 Leopard 85	Explorer 55, 60, 65, 70, 75, 80, 90 60 II/70 II 80 II /90 II, 774/80N G74-90 Power Steering Pump 674 774 874	Buffalo 130, Hercules 160, Centurion 755P, Centuro 705P, Centurion FXP, Centurion 70, Centurion 75FXP, Mercury 85, Leopard 85, Leopard 90, Galaxy 170, Laser 90/100/110, Laser 130, 150		622 725 624,725C, Teleporter 2	623, 726, 625, SB70, SC625, 247TS, SB50	622, 725, 624,725C, Teleporter 2	11-30
Weight (kg)	2.6	2.3	2.9	7.6	16.849	18.5	17.7	19.7









FOR PRICES contact WHP or refer to website www.whp.co.uk								
OEM	SANDERSON	SANDERSON	SANDERSON	SANDERSON	SANDERSON	SANDERSON	SANDERSON	SANDERSON
WHP Part No.	5H1/40065SAN	5S1/36000SAN	5S1/36001SAN	5S1/36002SAN	5S1/36003SAN	5S1/39918MH	5S1/39937JCB	5U1/41157MAT
Description	Cast Iron Bodied Single Main Pump for Forklift	Aluminium Bodied Single Main Pump for Forklift	Aluminium Bodied Single Main Pump for Rough Terrain Forklift	Aluminium Bodied Single Main Pump for Forklift	Aluminium Bodied Single Main Pump for Rough Terrain Forklift	Aluminium Bodied Single Power Steering Pump for Forklift Tractor	Aluminium Bodied Single Pump for Forklift	Cast Iron Bodied Single Main Pump for Forklift
OEM Part number	1003998	93240	W365824000	W11041A03	W365876000	M213842	40574/002	CTL705031
Number on Product	P2AP1907B2B50A	SNP3/33S SC07	SNP2/12S C001	SNP2/17D C001F	A11.4L 01657	A15L 11902	A40L 33314	6125
OEM Model numbers	Plantman 2	SB60 TC , 264				111	TX525, GX525	TL6, TL7
Weight (kg)	17	6.4	2.7	2.7	2.3	3.63	6.75	13


FOR PRICES contact WHP or refer to website www.whp.co.uk								
OEM	SATOH	SATOH	SAUER DANFOSS	SAXBY	SAXBY	SAXBY	SAXBY MSM	SCAMMELL
WHP Part No.	5K1/46513MIT	5K1/47530TOY	5S1/41242SS	5H1/45557CBN	5H1/45660SAX	5HP1/39988SAX	5H1/45556CBN	550/1/01623
Description	Aluminium Bodied Single Main Pump for Tractor	Aluminium Bodied Single Main Pump for Tractor	Aluminium Bodied Single Pump	Aluminium Bodied Single Main Pump for Forklift	Aluminium Bodied Single Main Pump for Forklift	Aluminium Bodied Single Main Pump for Forklift	Aluminium Bodied Single Main Pump for Forklift	Aluminium Bodied Single Pump for Bus
OEM Part number							LB108	
Number on Product	KP0570CHSS	KP0570AHSS	C20.5L 30815	P12CC 4886	P12CC 5011 98 013	P2CEN2015HL4 0C03	P84-0800D3	C15L 01623
OEM Model numbers		Buck		SR30	432		Miniwar, Eurowar, Maxiwar 10-60	Routeman
Weight (kg)	1.9	1.6	2.73	2.5	2.8	2.504	2.6	3.81









FOR PRICES contact WHP or refer to website www.whp.co.uk								
OEM	SCAMMELL	SCAMMELL	SCAMMELL	SCHAEFF	SCHMIDT	SCHMIDT	SEDDON ATKINSON	SEDDON ATKINSON
WHP Part No.	550/1/27217	5S1/39966LEY	5S1/39969LEY	5K1/49120SCH	5S1/40048GLO	5S1/42000SCM	5S1/41202PSP	5S1/41204LEY
Description	Aluminium Bodied Single Power Steering Pump for Truck	Aluminium Bodied Single Power Steering Pump with Flow Control & Relief Valve for Bus	Aluminium Bodied Single Power Steering Pump with Flow Control & Relief Valve for Coach	Cast Iron & Aluminium Bodied Single Auxiliary Pump for Excavator	Aluminium Bodied Single Power Steering Pump with Flow Control & Relief Valve for Road Sweeper	Aluminium Bodied Single Power Steering Pump with Flow Control & Relief Valve for Sweeper	Aluminium Bodied Single Power Steering Pump with Flow Control & Relief Valve for Truck	Aluminium Bodied Single Power Steering Pump with Flow Control & Relief Valve for Sweeper
OEM Part number		10621916/30	10621916/29			C15.2L		FBU1051
Number on Product	C19.1L 27217, C19.1L 27423	A15L 16811	A15L 16810	KFP2212CLWS	C28L 30622227140	34332/159/150	C15L 19019	A22.4L 28866
OEM Model numbers	S24	Nubian Major 73-	Routeman	HR16			401 Series	Roadtrain, Roadrunner (T45 Series)
Weight (kg)	3.733	4.49	3.554	3.2	4.466	4.2	3.557	4.278









FOR PRICES contact WHP or refer to website www.whp.co.uk								
OEM	SEDDON ATKINSON	SIMEON HYDROCUT	SIMON	SPEARHEAD	SPEARHEAD	SPEARHEAD	STEINBOCK	STEINBOCK
WHP Part No.	5S1/41210SED	5H1/40080HYD	5S2/39940SIM	5C1/39881SPE	5C1/39890SPE	5C2/40120SPE	5C2/55020COM	5U1/42252ULT
Description	Aluminium Bodied Single Power Steering Pump with Flow Control & Relief Valve for Sweeper	Cast Iron Bodied Single Main Pump for Hedgecutter	Aluminium Bodied Tandem Main Pump for Access Platform	Aluminium Bodied Single Lift Pump for Hedgecutter	Cast Iron Bodied Single Main Pump for Hedgecutter	Cast Iron Bodied Tandem Main Pump for Hedge Cutter	Cast Iron Bodied Tandem Main & Power Steering Pump for Forklift	Aluminium Bodied Single Main & Power Steering Pump with Load Sense Valve for Forklift
OEM Part number	65701, 65701R, 65701S				KP30.51-83E3			
Number on Product	A15L 17402	P2A2120G3B26	TFP1004.3+1.2 DFR36	PLP20.6.3-***-LGD/GD-N-P-FS	03574018	79933501 09913V	3239529031	8473
OEM Model numbers	401 Series		Lift Platform		590	590		
Weight (kg)	3.598	22.0	2.7	2.13	18.24	21.21	29.5	7.492









FOR PRICES contact WHP or refer to website www.whp.co.uk								
OEM	STEYR	STEYR	STEYR	STEYR DAIMLER PUCH	STEYR DAIMLER PUCH	STEYR DAIMLER PUCH	STEYR DAIMLER PUCH	STILL
WHP Part No.	5B2/55000STE	5B2/55001STE	5B2/55002STE	5S1/39700STE	5S1/32703NH	5S1/40110CAS	5S1/32200STE	5B1/40023STI
Description	Aluminium Bodied Tandem Main Pump for Tractor	Aluminium Bodied Tandem Main Pump for Tractor	Aluminium Bodied Tandem Main Pump for Tractor	Aluminium Bodied Single Power Steering Pump for Tractor	Aluminium Bodied Single Power Steering Pump for Tractor	Aluminium Bodied Single Power Steering Pump for Tractor	Aluminium Bodied Single Main Pump for Tractor	Aluminium Bodied Single Pump for Tractor
OEM Part number				311 0013 0013, 311 0013 0019	311 0013 0011	311 0013 0010	3 9775 0030	STILL 521485
Number on Product	0510 665 378	0510 565 393	0510 768 023	SNP2/11S C004 0510 515 327 0510 515 309 0510 510 324 0510 515 323	SNP2/11S FR03 0510 515 311 0510 540 303	SNP2/8S C005 0510 415 313 0510 415 311	SNP2/17D FR03 0510 615 007	1517 222 318
OEM Model numbers	Steyratic Models 8080, 8070, 8110, 8130	900, 9000, 970,	908725	8100L, 8120L, 8050L, 8070L, 8080L 8060A	650	545L, 650L, 760L, 8060L, 8070L, 8080L 8055	8050 8070 8100 8120 8140 8160	Still EFG3.5,R60
Weight (kg)	5.5	5.9	5.9	2.36	2.5	2.3	2.5	8.3









FOR PRICES contact WHP or refer to website www.whp.co.uk								
OEM	STILL	STILL	STUART STEVENSON	TAARUP	TAARUP	TAKEUCHI	TAKEUCHI	TAKEUCHI
WHP Part No.	5B1/57004BOS	5B1/57005BOS	5S1/41241SS	5B1/40026TAA	5S1/49200TAA	5K2/49080TAK	5K3/48030TAK	5S3/47518SHI
Description	Aluminium Bodied Single Main Pump for Forklift	Aluminium Bodied Single Main Pump for Forklift	Aluminium Bodied Single Power Steering Pump with Flow Control & Relief Valve for Recovery Truck	Aluminium Bodied Single Main Pump for Auto Swather	Aluminium Bodied Single Main Pump for Forage Harvester	Aluminium Bodied Tandem Main Pump for Excavator	Aluminium Bodied Triple Main Pump for Excavator	Aluminium Bodied Triple Pump for a Mini Excavator
OEM Part number					99407916			T19020-111000
Number on Product	0510 715 006	0510 715 007	A17L 34011	20A22X188N IPF2G240022LN 20MN TKP200A22.5 FR03	TFB100/4.3S FR08	KRP4-7-7C	KRP4-7-7-7C	10-10-8R 848 T111
OEM Model numbers	70-35, 70-40			784, 306, 307,338,	10X		TB15	TB025, TB02J
Weight (kg)	4.8	5.1	4.506	3.3	1.0	4	6	5.51









FOR PRICES contact WHP or refer to website www.whp.co.uk								
OEM	TAKEUCHI	TAKEUCHI	TAMROCK	TAMROCK	TAMROCK	TAMROCK	TAMROCK	TAMROCK
WHP Part No.	5U3/40128NIS	5Z3/42000TAK	5C3/40080TAM	5H1/40044TAM	5H1/41005TAM	5H1/41006TAM	5H2/40095TAM	5H2/40098TAM
Description	Aluminium Bodied Triple Main Replacement Pump for Excavator	Aluminium Bodied Triple Pump for a Mini Excavator	Cast Iron Bodied Triple Main Pump for Drilling Machine	Cast Iron Bodied Single Pump for Mining Machine	Cast Iron Bodied Single Main Pump for Drilling Machine	Cast Iron Bodied Single Pump for Mining Machine	Cast Iron Bodied Tandem Main Pump for Drilling Machine	Cast Iron Bodied Tandem Main Pump for Drilling Machine
OEM Part number		74530A	85337789	81601919	4702096	4702009	81996529	04702095
Number on Product	6892	307012-0042	3229539133	FA2213G5B26	P2C1606VBC5A	P2C1606V8E5A	PC1907050L51	P2CP220806A268 PC22 D808 C5B26B26AL
OEM Model numbers		TB25						
Weight (kg)	8.5	7.2	57.5	44.5	8.5	9	36.5	47.0









FOR PRICES contact WHP or refer to website www.whp.co.uk								
OEM	TAMROCK	TAMROCK	TAMROCK	TAMROCK	TAMROCK	TCM	TCM	TCM
WHP Part No.	5H2/41007TAM	5H3/40043TAM	5H3/40044TAM	5H3/40045TAM	5H3/40046TAM	5K1/48005KOM	5K1/48504KAY	5K1/49005TCM
Description	Cast Iron Bodied Tandem Main Pump for Mining Machine	Cast Iron Bodied Triple Main Pump for Mining Machine	Cast Iron Bodied Triple Main Pump for Drilling Machine	Cast Iron Bodied Triple Main Pump for Mining Machine	Cast Iron Bodied Triple Main Pump for Mining Machine	Aluminium Bodied Single Main Pump for Forklift	Cast Iron Bodied Single Main Pump for Forklift	Cast Iron Bodied Single Main Pump for Forklift
OEM Part number		85100849	81563999	86548489		110F7-10501		114A711301*
Number on Product	P2CP221515A2 80A	P2CP22081906 05A319	P2AP2213/1608 08A	P2AP1911/1606 08A200	P2CP2213/1907 06A313	KZP4-23CSSB	KFP5180CSMSF 211-649	KFP2230ASBS
OEM Model numbers				500S, 400S, DHAT400				FD25Z3 700 Series
Weight (kg)	50.5	56	61	39.0	61.5	3.4	21.653	4.7









FOR PRICES contact WHP or refer to website www.whp.co.uk								
OEM	TCM	TCM	TCM	TCM	TCM	TCM	TCM	TCM
WHP Part No.	5K1/49006TCM	5K1/49008TCM	5K1/49009TCM	5K1/49010TCM	5K1/49011TCM	5K1/49012TCM	5K1/49013TCM	5K1/49014TCM
Description	Aluminium Bodied Single Main Pump for Forklift	Aluminium Bodied Single Pump for Forklift	Cast Iron & Aluminium Bodied Single Main Pump for Forklift	Aluminium Bodied Single Pump for Forklift	Aluminium Bodied Single Pump for Forklift	Cast Iron Bodied Single Pump for Forklift	Aluminium Bodied Single Main Pump for Forklift	Aluminium Bodied Single Main Pump for Forklift
OEM Part number	1091710001		114B7-10301*	14437-10201	15847-39564 15847-10201	114A7-10231	13077-10201, 13077-10201A	13037-10201A
Number on Product	GP2 85AZ	KRP4-33 ASS-BDN	KFP2230CSFS 1GFS	KRP4-30CSS-BDN	KRP4-33CSS-BDN	KFP2223CSBS	KRP4-23CSS-BKN 3K2505	KRP4-27CSS-BQN 3K1823
OEM Model numbers	FD25							
Weight (kg)	5.1	3.6	5.0	3.43	3.55	4.2	3.141	3.277









FOR PRICES contact WHP or refer to website www.whp.co.uk								
OEM	TCM	TCM	TCM	TCM	TCM	TCM	TCM	TCM
WHP Part No.	5K1/49015TCM	5K1/49016TCM	5K1/49017TCM	5K1/GP2-65A	5K1/GP2-85A	5K2/47001KAY	5K2/49060TCM	5S1/47515TCM
Description	Aluminium Bodied Single Main Pump for Forklift	Aluminium Bodied Single Main Pump for Forklift	Aluminium Bodied Single Main Pump for Loading Shovel	Aluminium Bodied Single Main Pump for Forklift	Aluminium Bodied Single Main Pump for Forklift	Cast Iron & Aluminium Bodied Tandem Main Pump for Wheel Loader	Cast Iron Bodied Tandem Main Pump for Forklift	Cast Iron Bodied Single Main Pump for Forklift
OEM Part number	17047-12111A			12577-10201			29007-17051	110F7-10271
Number on Product	KP0588AHSS	KP0588ATSS	13CLFSS	65A 9BF	GP2-85A	KFP4156-KP1009CMR	KFP51100 45ASCFF	SGP1A27R394
OEM Model numbers				FG14/15/25	FD 20/25			
Weight (kg)	1.6	1.6	1.8	5.1	5.6	17.24	43.5	4.1









FOR PRICES contact WHP or refer to website www.whp.co.uk								
OEM	TCM	TCM	TCM	TCM	TCM	TCM	TCM	TCM
WHP Part No.	5S1/47516TCM	5S1/47517TCM	5S1/47518TCM	5S1/47521TCM	5S1/47523TCM	5S1/49001TCM	5S1/49002TCM	5S1/49005TCM
Description	Cast Iron Bodied Single Main Pump for Forklift	Cast Iron Bodied Single Pump for Forklift	Aluminium Bodied Single Pump for Forklift	Aluminium Bodied Single Pump for Forklift	Aluminium Bodied Single Main Pump for Forklift	Cast Iron & Aluminium Bodied Single Main Pump for Forklift	Cast Iron Bodied Single Pump for Forklift	Cast Iron Bodied Single Pump for Forklift
OEM Part number	110F7-10232				17407-10401	15787-10502		17047-12151
Number on Product	SGP1A23R517	SGP2A44L980	30Z52R167	20A27L151	20A20L983	SGP2-36R410	SGP232L499	5L 591
OEM Model numbers	FG15, FG14N17, FG18N17				FCB25	FD50, FD60, FD70, FD80, FD90, FD100		FBI, FVB25H4, FHB25H4 FBL
Weight (kg)	3.9	5.1	8.5	3.2	4.6	5.5	5.3	1.4









FOR PRICES contact WHP or refer to website www.whp.co.uk								
OEM	TCM	TCM	TCM	TCM	TCM	TCM	TCM	TCM
WHP Part No.	5S1/49006TCM	5S1/49007TCM	5S1/49008TCM	5S1/49009TCM	5S1/49010TCM	5S1/49011TCM	5S1/49603SHI	5S2/49000TCM
Description	Cast Iron Bodied Single Pump for Forklift	Aluminium Bodied Single Main Pump with Pump & DC Electric Motor for Forklift	Cast Iron & Aluminium Bodied Single Main Pump for Forklift	Aluminium Bodied Single Main Pump for Forklift	Aluminium Bodied Single Main Pump for Forklift	Aluminium Bodied Single Main Pump for Forklift	Cast Iron & Aluminium Bodied Single Main Pump for Forklift	Aluminium Bodied Tandem Main Pump for Forklift
OEM Part number		29062-22532	15787-10501	17917-12001, 17737-12001	17917-12021	130G7-11441		13997-10202
Number on Product	SGP236L409	08L403 093 9096,	SGP2-36R397	20A9L072	20A8L926	SGP2-44L551	SGP1A31.9L087	28.15L976 037-00385
OEM Model numbers	FD80.100	DU0.8MT401- 901	FD80		FBRH3	FD80Z	FD30Z5	
Weight (kg)	5.47	8.178	5.45	2.53	2.47	5.8	4.256	9.6









FOR PRICES contact WHP or refer to website www.whp.co.uk								
OEM	TCM	TCM	TEAGLE	TEAGLE	TEREX	TEREX	THOMAS	THOMAS
WHP Part No.	5S2/49003TCM	5S2/49004TCM	5S1/39000TEA	5S1/39943RAN	5C1/51030TER	5H2/39979MF	5C1/26009RZJ	5C1/70442RCL
Description	Cast Iron & Aluminium Bodied Tandem Main Pump for Forklift	Cast Iron Bodied Tandem Main Pump for Forklift	Aluminium Bodied Single Main Pump for Mower	Aluminium Bodied Single Main Pump for Hedgecutter	Cast Iron Bodied Single Main Pump for Excavator	Cast Iron Bodied Tandem Main Pump for Crawler	Aluminium Bodied Single Main Pump for Skidsteer	Aluminium Bodied Axial Piston Pump for Skidsteer
OEM Part number	124W7-10301	128E7-10201			9236488			
Number on Product	SD-32.32L470	SD36-36L728	SNP3/44D C001	C42.7L 01895	3139112203	P2AP2208/1907 C299	24307 RBF, 26009 RZJ	70442RCL
OEM Model numbers	FD35	FD40	Dynacut K		Euclid R35	55C	Thomas 1230	T233
Weight (kg)	9.698	10.3	6.8	5.2	19.98	42.0	2.865	15.5









FOR PRICES contact WHP or refer to website www.whp.co.uk								
OEM	THOMAS	THOMAS	THWAITES	THWAITES	THWAITES	THWAITES	THWAITES	THWAITES
WHP Part No.	5S2/45500THO	5W1/49900THO	550/1/08878	5S1/39949THW	5S1/39950THW	5S1/39951THW	5S1/39952THW	5S1/39956FOR
Description	Aluminium Bodied Tandem Main Pump with Relief Valve for Skidsteer Loader	Cast Iron Bodied Single Main Pump for Skidsteer	Aluminium Bodied Single Main Pump for Dump Truck	Aluminium Bodied Single Main Pump for Dumper	Aluminium Bodied Single Main Pump for Dumper	Aluminium Bodied Single Main Pump for Dumper	Aluminium Bodied Single Main Pump for Dumper	Aluminium Bodied Single Main Pump for Dumper
OEM Part number			7967	12615	KIT 52, 7434	7434	KIT 37	11886
Number on Product	C28.0/23.0L 35907	WE 44977-3 H788	C32.7L 08878	C12.5L 29578	C10L 31920	C8.2L 12114	SNP2/8D C001	C19.5L 08876
OEM Model numbers	245HDS		Mini Giant	T12615	1.1/2 Ton Dumper			
Weight (kg)	9.12	7.1	3.49	3.657	3.226	2.082	2.5	4.83









FOR PRICES contact WHP or refer to website www.whp.co.uk								
OEM	THWAITES	THWAITES	THWAITES	THWAITES	THWAITES	THWAITES	THWAITES	THWAITES
WHP Part No.	5S1/39961THW	5S1/39911PER	5S1/39912PER	5S1/39981FOR	5S1/40044THW	5S1/40045THW	5S1/41250THW	5U1/41150THW
Description	Aluminium Bodied Single Main Pump for Dumper	Aluminium Bodied Single Main Pump for Dumper	Aluminium Bodied Single Main Pump for Dumper	Aluminium Bodied Single Pump for Dump Truck	Aluminium Bodied Single Main Pump for Dump Truck	Aluminium Bodied Single Main Pump for Dump Truck	Aluminium Bodied Single Main Pump for Dumper	Cast Iron Bodied Single Main & Power Steering Pump with Accumulator Charge Valve for Dumper
OEM Part number	12873	15054P	15294P		14250	11556		20004
Number on Product	A22.4L 27973	C12.5L 31644	C15.7L 31645	C42.6L 08879	A10L 30151	C8L 26776	SNP2/17S C006 LEA	6770
OEM Model numbers		100 Series		Ford Engine				
Weight (kg)	3.66	3.61	3.75	5.62	2.83	2.73	2.89	21.0









FOR PRICES contact WHP or refer to website www.whp.co.uk								
OEM	TIMBERJACK	TIMIK	TORO	TORO	TORO	TOYOTA	TOYOTA	TOYOTA
WHP Part No.	5H1/40113TIM	5S1/31000TIM	5C1/26204RAA	5S1/32900TOR	5W5/40001TOR	5K1/47020NIS	5K1/47500TOY	5K1/47501TOY
Description	Cast Iron Bodied Single Main Pump for Timber Harvester	Aluminium Bodied Single Main Pump for Bale Carrier	Aluminium Bodied Single Main Pump for Mower	Aluminium Bodied Single Main Pump for Mower	Cast Iron Bodied Five Section Main Pump for Mower	Cast Iron & Aluminium Bodied Single Main Pump	Aluminium Bodied Single Main Pump for Forklift	Aluminium Bodied Single Main Pump for Forklift
OEM Part number					68/4940	67110-33900-71	671102202071A	671102054171
Number on Product	P1913A-H124 P22P1911/1247	SNP2/22D C001	25331 RAA, 26204 RAA	C6.4L 33459	163B1153	KFP3250ASMSS	671102202071D	KRP4-19CSSFDN
OEM Model numbers	01/6C	Transtacker			3000D		3FD10, 3FD15, 3FG10, 3FG15, 3FG25, SBK6, FG20LP	FD20, 3FD25
Weight (kg)	17.926	3.1	3.26	1.49	10.15	8.74	3.4	3.2









FOR PRICES contact WHP or refer to website www.whp.co.uk								
OEM	TOYOTA	TOYOTA	TOYOTA	TOYOTA	TOYOTA	TOYOTA	TOYOTA	TOYOTA
WHP Part No.	5K1/47502TOY	5K1/47503TOY	5K1/47504TOY	5K1/47505TOY	5K1/47506TOY	5K1/47507TOY	5K1/47508TOY	5K1/47509TOY
Description	Aluminium Bodied Single Main Pump for Forklift	Aluminium Bodied Single Main Pump for Forklift	Aluminium Bodied Single Main Pump for Forklift	Aluminium Bodied Single Main Pump for Forklift	Aluminium Bodied Single Main Pump for Forklift	Aluminium Bodied Single Main Pump for Forklift	Aluminium Bodied Single Main Pump for Forklift	Aluminium Bodied Single Main Pump for Forklift
OEM Part number	67110-30801-71	671102387171	6711B-32071-71B	671103207071	67110-22001-71A	67110-23870-71	67110-33041-71	45650-21400-71
Number on Product	KRP4-23CSSFDN, 67110-3081-71	671102387171C	67110-32071-71, 6711B-32071-71B	671103207071C	67110-13081-71	67110-23870-71	67110-33041-71	OP3011AE, KRP4-5CFDJ K2PH-27
OEM Model numbers	3FD25 2FD30		5FD20 5FD25	Land Cruiser	02/2FD25	425 FGF25		3FB20
Weight (kg)	3.4	3.4	3.3	3.5	3.3	3.5	3.4	1.4









FOR PRICES contact WHP or refer to website www.whp.co.uk								
OEM	TOYOTA	TOYOTA	TOYOTA	TOYOTA	TOYOTA	TOYOTA	TOYOTA	TOYOTA
WHP Part No.	5K1/47510TOY	5K1/47511TOY	5K1/47512TOY	5K1/47513TOY	5K1/47514TOY	5K1/47515TOY	5K1/47516TOY	5K1/47517TOY
Description	Aluminium Bodied Single Main Pump for Forklift	Aluminium Bodied Single Main Pump for Forklift	Aluminium Bodied Single Main Pump for Forklift	Aluminium Bodied Single Main Pump for Forklift	Aluminium Bodied Single Main Pump for Forklift	Aluminium Bodied Single Main Pump for Forklift	Aluminium Bodied Single Pump with Inbuilt Flow Control & Relief Valve for Forklift	Aluminium Bodied Single Main Pump for Forklift
OEM Part number	67110-12400-71	67110-22071-71B	67110-U2170-71	67110-23620-71C	67110-U1091-71	67120-21440-71	67110-U2101-71	67110-23200-71A
Number on Product	67110-12400-71B	67110-22071-71B	67110-U2170-71, 67110-23340-71	67110-23620-71C, 67110-00228-71C	67110-U1091-71	67120-21440-71	67110-U2101-71	67110-23200-71A
OEM Model numbers	6BRE		7FGCU25, 7FGCU20, 7FGU20, 7FGU25, 7FGCU30, 7FGCU32	X400				
Weight (kg)	3.1	3.2	3.35	3.34	3.31	3.22	4.99	3.38









FOR PRICES contact WHP or refer to website www.whp.co.uk								
OEM	TOYOTA	TOYOTA	TOYOTA	TOYOTA	TOYOTA	TOYOTA	TOYOTA	TOYOTA
WHP Part No.	5K1/47518TOY	5K1/47519TOY	5K1/47520TOY	5K1/47521TOY	5K1/47522TOY	5K1/47523TOY	5K1/47524TOY	5K1/47525TOY
Description	Cast Iron Bodied Single Pump for Forklift	Cast Iron Bodied Single Pump for Forklift	Aluminium Bodied Single Pump for Forklift	Aluminium Bodied Single Main Pump for Forklift	Aluminium Bodied Single Main Pump for Forklift	Cast Iron & Aluminium Bodied Single Main Pump for Forklift	Cast Iron & Aluminium Bodied Single Main Pump for Forklift	Aluminium Bodied Single Main Pump for Forklift
OEM Part number	67130-U3270-71	67130-U1170-71	67110-U2180-71	67120-12400-71, 67120-01270-71	67110-01200-71, 67120-01200-71, 67110-13700-71, 67120-13700-71	67130-U2170-71	67130-40920-71	67110-13330-71
Number on Product	67130-U3270-71, 67110-U3270-71	67130-U1170-71	67110-U2180-71	67120-12400-71C 3L 1202	67120-13700-71C	67130-U2170-71	67130-40920-71	4C1902 67110-13330-71A
OEM Model numbers	7FGU30, 7FGU32, 7FL30	7FGU15, 7FGU18, 7FDU15, 7FDU18	7FDU20, 7FDU25, 7FDU30, 7FDU32					
Weight (kg)	4.88	4.65	3.29	3.11	2.983	4.95	4.939	3.2









FOR PRICES contact WHP or refer to website www.whp.co.uk								
OEM	TOYOTA	TOYOTA	TOYOTA	TOYOTA	TOYOTA	TOYOTA	TOYOTA	TOYOTA
WHP Part No.	5K1/47526TOY	5K1/47527TOY	5K1/47528TOY	5K1/47530TOY	5K1/47531TOY	5K1/47532TOY	5K1/GP2-65A	5K2/47508TOY
Description	Aluminium Bodied Single Main Pump for Forklift	Aluminium Bodied Single Main Pump for Forklift	Aluminium Bodied Single Main Pump for Forklift	Aluminium Bodied Single Main Pump for Forklift	Aluminium Bodied Single Main Pump for Forklift	Aluminium Bodied Single Main Pump for Forklift	Aluminium Bodied Single Main Pump for Forklift	Double Unit, Piston Pump on the Drive End with a Gear Pump on the Back for Skidsteer
OEM Part number	671201219171, 671201219171B	67110-11440-71	67110-23370-71	67100-10850-71	67110-41831-71	67110-10340-71		38210-42840-71
Number on Product	67120-12191-71C	67110-11440-71	67110-23370-71	KP0570AHSS	KP0570CHSS	KP0570CTSS	65A 9BF	38210-42840-71
OEM Model numbers	4FB25						FG14-15586	3SDK4, SDK4
Weight (kg)	2.93	3.01	3.41	1.6	1.6	1.6	5.1	26.57









FOR PRICES contact WHP or refer to website www.whp.co.uk								
OEM	TOYOTA	TOYOTA	TOYOTA	TOYOTA	TOYOTA	TOYOTA	TOYOTA	TOYOTA
WHP Part No.	5K2/47509TOY	5K2/47510TOY	5S1/39500TOY	5S1/47504TOY	5S1/47505TOY	5S1/47506TOY	5S1/47508TOY	5S1/47509TOY
Description	Aluminium Bodied Tandem Pump for Forklift	Aluminium Bodied Tandem Main & Power Steering Pump for Forklift	Aluminium Bodied Single Main Pump for Skidsteer	Aluminium Bodied Single Main Pump for Forklift	Aluminium Bodied Single Main Pump for Forklift	Aluminium Bodied Single Main Pump for Forklift	Cast Iron & Aluminium Bodied Single Main Pump for Forklift	Cast Iron Bodied Single Main Pump for Forklift
OEM Part number	67110-23021-71	67110-23861-71, 67110-23860-71, 67120-03820-71		67110-31220-71, 67110-31221-71	67110-31620-71			67110-31622-71
Number on Product	KRP4-5CFOJ KZP427	67110-23861-71C 412002	C25L 35837	25A38R557	25A44R453, 25A44R630	20A12R660, 20A12R324	SGP2A36R693 36-4	SGP2A36R693 36-4
OEM Model numbers				X500	2FD35, X500	027-00988		5FD50.60
Weight (kg)	5.07	5.1	3.61	6.09	6.4	2.6	7.256	5.8









FOR PRICES contact WHP or refer to website www.whp.co.uk								
OEM	TOYOTA	TOYOTA	TOYOTA	TOYOTA	TOYOTA	TOYOTA	TOYOTA	TOYOTA
WHP Part No.	5S1/47511TOY	5S1/47513TOY	5S1/47514TOY	5S1/47519TOY	5S1/47600TOY	5S2/47507TOY	5S2/47508TOY	5S2/47509TOY
Description	Aluminium Bodied Single Main Pump for Forklift	Cast Iron Bodied Single Pump for Forklift	Aluminium Bodied Single Main Pump for Forklift	Aluminium Bodied Single Main Pump for Forklift	Aluminium Bodied Single Main Pump for Forklift	Cast Iron & Aluminium Bodied Tandem Main Pump for Forklift	Cast Iron & Aluminium Bodied Tandem Main Pump for Forklift	Cast Iron & Aluminium Bodied Tandem Main Pump for Forklift
OEM Part number	67110-31960-71B	67110-97549-71, 67110-31972-71	049673008071, 671103190371A		67110-21401-71	67110-30510-71	67120-32851-71	67120-31970-71
Number on Product	25A35R455, 25A35R629	SP25A44L348, SGP2A44L451, SGP2A44L449	25A44L734 013-00321	20A20L467, 20A20L721	20A15R029	SDY A56.7L567	SDYA48-7L369 093-3	SDA36.25L455
OEM Model numbers	FD35, FD45, FD60, 3FD40	3FG33.35.40	2FD40	108-00644 SBCS20D			5FG40, 5FG45	5FD30, 5FD35, 5FD40
Weight (kg)	6	5.949	6.345	2.9	2.68	7.82	7.205	8.1









FOR PRICES contact WHP or refer to website www.whp.co.uk								
OEM	TOYOTA	TOYOTA	TOYOTA	TOYOTA	TOYOTA	TOYOTA	TOYOTA	TOYOTA
WHP Part No.	5S2/47510TOY	5S2/47511TOY	5S2/47512TOY	5S2/47513TOY	5S2/47514TOY	5S2/47515TOY	5U1/40251TOY	5U1/40252TOY
Description	Cast Iron & Aluminium Bodied Tandem Main Pump for Forklift	Cast Iron Bodied Tandem Main Pump for Forklift	Cast Iron Bodied Single Main Pump for Forklift	Cast Iron & Aluminium Bodied Tandem Main Pump for Forklift	Aluminium Bodied Tandem Main Pump for Mini Excavator	Cast Iron & Aluminium Bodied Tandem Main Pump for Forklift	Aluminium Bodied Single Main Pump for Forklift	Aluminium Bodied Single Main Pump with Inbuilt Flow Valve & Relief Valve for Forklift
OEM Part number	67120-31960-71	67110-32-880-71	67120-32881-71	67120-32880-71		671103287071, 67110-32871-71	67110U217071, 67120U211071	67110-U2120-71
Number on Product	SD30.20R856	SDYA52-7-L843	SDYA56.7L495	SDYA56.7L857 073-5	2525R141	SDYA44-7L041 081-2	5789	333-9112-338 5705Q
OEM Model numbers	5FD30, 5FD35, 5FD40	6FGC35, 6FGU35, FG40, 5FD30/35/40	6FD35	D300		5FD30.35.40	7FGCU25	
Weight (kg)	7.5	7.4	7.6	7.6	1.45	6.92	3.54	7.81









FOR PRICES contact WHP or refer to website www.whp.co.uk								
OEM	TOYOTA	TOYOTA	TOYOTA	TOYOTA	TOYOTA	TOYOTA	TRACK MARSHALL	TRANSMARK
WHP Part No.	5U1/40254TOY	5U1/40255TOY	5U1/40256TOY	5U1/40257TOY	5U1/40258TOY	5U1/42050TOY	5U2/39872TRA	5U3/40273ULT
Description	Aluminium Bodied Single Main Pump with Flow Control & Relief Valve for Forklift	Aluminium Bodied Single Main Pump for Forklift	Aluminium Bodied Single Main Pump for Forklift	Aluminium Bodied Single Main Pump for Forklift	Aluminium Bodied Single Main Pump for Forklift	Aluminium Bodied Single Power Steering Pump with Inbuilt Relief Valve & Flow Control for Forklift	Aluminium Bodied Tandem Main Pump for Tractor	Aluminium Bodied Triple Main Pump for Mini Excavator
OEM Part number	67120U1100-71		67110-U1090-71	67110U209171		67110-U2110-71	2719063	
Number on Product	5698	5701	5702	5703	6418, 3339110316	5699	1635	2245
OEM Model numbers					FBF6		135, 155	
Weight (kg)	4.771	3.645	3.885	3.929	8.38	4.92	7.2	8.1









FOR PRICES contact WHP or refer to website www.whp.co.uk								
OEM	TURKEY	TWOSE	TWOSE	TWOSE	ULTRA	UNIMOG	UNIPOWER	UNIVERSAL
WHP Part No.	5U2/32000TUR	5C1/39958COM	5S1/49300TWO	5U1/39960TWO	5U3/40265ULT	5B2/37500UNI	5S1/41200UNI	5S1/34000UNI
Description	Cast Iron Bodied Tandem Pump	Cast Iron Bodied Tandem Main Pump for Hedgecutter	Aluminium Bodied Single Main Pump for Hedgecutter	Aluminium Bodied Single Main Pump for Hedgecutter	Aluminium Bodied Triple Pump	Aluminium Bodied Tandem Main Pump for Lorry	Aluminium Bodied Single Power Steering Pump for Lorry	Aluminium Bodied Single Main Pump for Tractor
OEM Part number								
Number on Product	8313	3239529106	C50L 26686	1116	2433	0510 555 305	C20L 32615	GP2C33X
OEM Model numbers		637		276				704, 603, 640
Weight (kg)	23.92	27.5	6.7	7.5	24.0	6	4.85	2.3









FOR PRICES contact WHP or refer to website www.whp.co.uk								
OEM	UNIVERSAL	UNIVERSAL	UPRITH	VALTRA	VALTRA	VALTRA	VALTRA	VALTRA
WHP Part No.	5S1/40046FIA	5U1/41151UNI	5S1/32400UPR	5B2/58400VAL	5B2/58401VAL	5H2/39800VAL	5H2/39801VAL	5S1/39893FOR
Description	Aluminium Bodied Single Main Pump for Tractor	Aluminium Bodied Single Pump	Aluminium Bodied Single Main Pump	Aluminium Bodied Tandem Main Pump for Tractor	Aluminium Bodied Tandem Main Pump for Tractor	Aluminium Bodied Tandem Pump for Tractor	Aluminium Bodied Tandem Pump for Tractor	Aluminium Bodied Single Pump for Tractor
OEM Part number				33664100	32863100, 33561800	731320	731430	81863197
Number on Product	C25XSN	4303	SNP2/14D SC06	0510 767 317	0510 766 313	1P1-152S/136S-AU	1P1-172S/136S-AU	8202335038376 FONN600AA
OEM Model numbers	445, 640, 530,450		S226	8350	8050, 8150, 6400, 8000	604 504		546X
Weight (kg)	2.38	3.0	2.8	5.9	5.9	5.99	6.7	4.04

FOR PRICES contact WHP or refer to website www.whp.co.uk								
OEM	VALTRA	VALTRA	VALTRA	VALTRA	VALTRA	VALTRA	VALTRA	VALTRA
WHP Part No.	5S1/40111VAL	5S1/40112VAL	5S1/40113VAL	5S1/40114VAL	5S1/40119VAL	5S1/55000VAL	5S2/40060VAL	5S2/40061VAL
Description	Aluminium Bodied Single Pump for Tractor	Aluminium Bodied Single Pump for Tractor	Aluminium Bodied Single Pump for Tractor	Aluminium Bodied Single Pump for Tractor	Aluminium Bodied Single Pump for Tractor	Aluminium Bodied Single Main Pump for Tractor	Aluminium Bodied Tandem Pump for Tractor	Aluminium Bodied Tandem Main & Power Steering Pump for Tractor
OEM Part number	836640232	731350		836640231	731340	836640233	31852330	31852310
Number on Product	A16.1L 32575	A17L 36063	C20L 31770	A23L 32519	A11.5L 36064	A23L 32578	A25/8.2L 33026	A23.5/6.4L 32406
OEM Model numbers	4011135-78T, 612DS						6400, 6000 Series 8450, 8050, 8150, 8550 & 8750, 8100, 6600	Early 6000 - 8400
Weight (kg)	3.7	2.8	3.88	3.86	3.34	3.876	8.21	8.34









FOR PRICES contact WHP or refer to website www.whp.co.uk								
OEM	VALTRA	VALTRA	VALTRA	VALTRA	VALTRA	VALTRA	VALTRA	VALTRA
WHP Part No.	5S2/40062VAL	5S2/40063VAL	5S2/40064VAL	5S2/40065VAL	5S2/40066VAL	5S2/45000SIS	5U2/39875VAL	5U2/39877VAL
Description	Aluminium Bodied Tandem Main & Power Steering Pump for Tractor	Aluminium Bodied Tandem Main Pump for Tractor	Aluminium Bodied Tandem Main Pump for Tractor	Aluminium Bodied Tandem Main & Auxiliary Pump for Tractor	Aluminium Bodied Tandem Main & Auxiliary Pump for Tractor	Aluminium Bodied Tandem Main Pump for Tractor	Aluminium Bodied Tandem Main & Auxiliary Pump for Tractor	Aluminium Bodied Tandem Main Pump for Loader
OEM Part number	31851700	32905600	835330288, 731900	30225110	30255120	836640237	30225120	731330
Number on Product	A17.0/12.8L 31810	A12.8/10.3L 34362	A23.0/17.0L 36066, 1766	C11.5/23.0L 34740	C17.0/23.0L 34741	A23/18.5L 32585	2725	1809
OEM Model numbers	305, 4400, 555, 4500, 455	665		605, 505, 705, 905	05 Series 905		05 Series, 905	
Weight (kg)	5.54	5.38	6.25	6.1	6.174	6.348	6.7	5.5









FOR PRICES contact WHP or refer to website www.whp.co.uk								
OEM	VARMAR	VIPER	VJD	VOL	VOL	VOLVO	VOLVO	VOLVO
WHP Part No.	5K1/42100VAR	5U2/35000NEL	5U2/34000VJD	5S1/39945LEY	5S1/39954LEY	5B1/40026BOS	5C1/70422LAW	5C1/70422RCQ
Description	Aluminium Bodied Single Main Pump for Forklift	Cast Iron & Aluminium Bodied Tandem Main Pump for Screen	Aluminium Bodied Tandem Pump	Aluminium Bodied Single Power Steering Pump with Flow Control & Relief Valve for Truck	Aluminium Bodied Single Power Steering Pump for Truck/Bus	Aluminium Bodied Single Fan Drive Pump for Bus	Aluminium Bodied Axial Piston Pump for Dumptruck	Aluminium Bodied Axial Piston Pump for Dumptruck
OEM Part number			8009045	AJU1789	FBU1051		4821722	4821721
Number on Product	KP0570ASSS	5129	7340	C11.4L 26550	A22.4L 29220	0510 625 035	70422LAW	70422RCQ
OEM Model numbers	F45			98 Series, Leyland Freighter		National MK2	5350, A25	5350, A25
Weight (kg)	1.6	2.8	9.608	3.768	4.264	5.4	12.75	12.51









FOR PRICES contact WHP or refer to website www.whp.co.uk								
OEM	VOLVO	VOLVO	VOLVO	VOLVO	VOLVO	VOLVO	VOLVO	VOLVO
WHP Part No.	5C1/70423LBP	5H2/40044VOL	5H2/40048VOL	5H2/40049NOR	5S1/39947LEY	5S1/39955LEY	5S1/39962LEY	5S1/39967LEY
Description	Aluminium Bodied Axial Piston Pump for Dumper	Cast Iron Bodied Tandem Main Pump	Cast Iron Bodied Tandem Main Pump for Loader	Cast Iron Bodied Tandem Main Pump for Rubbish Lorry	Aluminium Bodied Single Pump for Bus	Aluminium Bodied Single Main Pump for Bus	Aluminium Bodied Single Power Steering Pump with Flow Control & Relief Valve for Bus	Aluminium Bodied Single Main Pump for Bus
OEM Part number	11061557	054401	014401		BCU2923	ACU7632	654528 BCU7297	BCU6743
Number on Product	70423LBP	P2CP2213/1613C	P2CP2213/1613 A341 748 932	P2AP22101909 C393	A16L 27648	SNP3/44D C003	A18L 32436	A18L 31517
OEM Model numbers	A25C	846	H6	FL6		Olympian	Routemaster Bus	Olympian
Weight (kg)	12.21	34.5	34.5	43.5	3.92	7.3	4.07	4.02









FOR PRICES contact WHP or refer to website www.whp.co.uk								
OEM	VOLVO	VOLVO	VOLVO	VOLVO	VOLVO	VOLVO	VOLVO	VOLVO
WHP Part No.	5S1/41102LEY	5S1/41116LEY	5S1/41117LEY	5S1/41206VOL	5S1/41207VOL	5S1/41208VOL	5S1/41214PER	5S1/41220VOL
Description	Aluminium Bodied Single Main Pump for Bus	Aluminium Bodied Single Power Steering Pump with Relief Valve for Bus	Aluminium Bodied Single Power Steering Pump with Relief Valve for Lorry or Bus	Aluminium Bodied Single Power Steering Pump for Bus	Aluminium Bodied Single Pump for Bus	Aluminium Bodied Single Power Steering Pump for Coach	Aluminium Bodied Single Main Pump for Bus	Aluminium Bodied Single Main Pump for Dumper
OEM Part number	H4J8485 BCU2924	ACU 2216	ACU1140	3116976	P13118711	ACU6279	BCU3818	795579/10450
Number on Product	A15L 27645 A15L 26513	A4.5L 19969	C4.5L 18802	A18L 33495	A31.5L, 34646	C15L 26640	A32L 28833	A15L 10450
OEM Model numbers	B82, B43, B44, B45, Tiger	Olympian	Olympian B15 B45	Tiger Olympian		Olympian	Olympian	BVB 51
Weight (kg)	4.02	2.51	2.52	4.64	7.66	4.002	6.11	2.673









FOR PRICES contact WHP or refer to website www.whp.co.uk								
OEM	VOLVO	VOLVO	VOLVO	VOLVO	WACKER	WEATHERALL	WEATHERALL	WEIDEMANN
WHP Part No.	5S1/41224VOL	5S2/44302VOL	5S2/44303VOL	5U1/39920VOL	5B2/40023WAC	5C1/40027WEA	5H1/40084WEA	5S1/32100WEI
Description	Aluminium Bodied Single Main Pump for Bus	Aluminium Bodied Tandem Main Pump with Flow Control & Relief Valve for Bus	Aluminium Bodied Tandem Auxiliary Pump for Excavator	Aluminium Bodied Single Power Steering Pump for Tractor	Aluminium Bodied Tandem Auxiliary & Power Steering Pump for Compactor	Cast Iron Bodied Single Main Pump for Loading Shovel	Cast Iron Bodied Single Main Pump for Loading Shovel	Aluminium Bodied Single Main Pump for Loader
OEM Part number	3178301			4708647 4708520		16-2207		
Number on Product	A31.5L 37194	A18.16L 31450	C10.3/10.3L 34129	6037	W9A2-11-06-R-3-F-07-N-002	MA0574-3	P2C2113G8B2A	SNP2/19D SC06 LCXG
OEM Model numbers		National		650, Steering Pump on 641, 840, 841, 846 Loader Steering Pump LM841D50, 641		62B L62B,L61		3002
Weight (kg)	7.117	8.126	5	4	5.7	23.606	15.392	3.1









FOR PRICES contact WHP or refer to website www.whp.co.uk								
OEM	WELGAR	WILDER	WINGET	WINGET	WINGET	WINGET	WINGET	YALE
WHP Part No.	5S1/30000WEL	5S1/42500WIL	5C1/24303LBB	5K1/GP2-65C	5S1/36001SAN	5U1/36500WIN	5W1/49894WIN	5B1/1517222376
Description	Aluminium Bodied Single Main Pump for Baler	Aluminium Bodied Single Main Pump for Bale Wrapper	Aluminium Bodied Single Main Pump for Dumper	Aluminium Bodied Single Main Pump for Excavator	Aluminium Bodied Single Main Pump for Dumper	Aluminium Bodied Single Main Pump for Dumper	Aluminium Bodied Single Main Pump for Dumper	Aluminium Bodied Tandem Back Section Steering Pump for Forklift
OEM Part number								
Number on Product	SNP2/4D SC02	C027X	24303 LBBJ	GP2-65C	SNP2/12S C001	9363	43YB032/R 4KWH69829	1517222376/05 413000326
OEM Model numbers				78H				ERC040
Weight (kg)	2.3	0.82	2.2	5.1	2.7	3.5	1.2	2.54

FOR PRICES contact WHP or refer to website www.whp.co.uk								
OEM	YALE	YALE	YALE	YALE	YALE	YALE	YALE	YALE
WHP Part No.	5K1/48030YAL	5K1/48031YAL	5K1/48032YAL	5N1/39800YAL	5N1/39801YAL	5N1/39802YAL	5N1/39803YAL	5N1/39804YAL
Description	Aluminium Bodied Single Main Pump for Forklift	Aluminium Bodied Single Main Pump for Forklift	Cast Iron and Aluminium Bodied Pump with Flow Control and Relief Valve for Forklift	Aluminium Bodied Single Pump with Flow Control and Relief Valve for Forklift	Aluminium Bodied Single Pump with Flow Control and Relief Valve for Forklift	Aluminium Bodied Single Pump for Forklift	Aluminium Bodied Single Main Pump with Flow Control and Relief Valve for Forklift	Aluminium Bodied Single Pump with Flow Control and Relief Valve for Forklift
OEM Part number		910024610, 910024630	8504569	9064876/50	9052606-000	905352608	9064876/40	9064876/20
Number on Product	KZP4-23AFFD	KRP4-23AFFE	8504569	PB9LK242	PC6RM107	PB9LK137	PB8LK241	PB7LK239
OEM Model numbers	JLC070	GLP20AF	TDP30	GDP 25 TDE, GDP30	35MCV	GDP060RCT080	GORD	
Weight (kg)	3.4	3.19	7.9	7.5	12	4.6	7.1	6.9

FOR PRICES contact WHP or refer to website www.whp.co.uk								
OEM	YALE	YALE	YALE	YALE	YALE	YALE	YALE	YALE
WHP Part No.	5S1/33004COV	5S1/39915PER	5S1/49501YAL	5S1/49502YAL	5S1/49503YAL	5S1/49504YAL	5S1/49505YAL	5S1/49506YAL
Description	Aluminium Bodied Single Main Pump for Forklift	Aluminium Bodied Single Pump for Forklift	Cast Iron Bodied Single Pump for Forklift	Cast Iron Bodied Single Main Pump for Forklift	Cast Iron Bodied Single Pump for Forklift	Cast Iron Bodied Single Pump for Forklift	Cast Iron Bodied Single Pump for Forklift	Cast Iron & Aluminium Bodied Single Main Pump for Forklift
OEM Part number	253450 400			914943630		5812620	9122506-20	9149436-20
Number on Product	C15L 01614	C19.5L 11491	SGP2A36L137	49436-30	SGP2A40L507	58126-20	SGP1A36L592	49436-20
OEM Model numbers	Nero 35			GDP20AF		GDP25RH Sideshift	TFG30TE / DTG / GLP	
Weight (kg)	2.4	4.9	4.9	4.5	5.9	4.23	4.85	4.09


FOR PRICES contact WHP or refer to website www.whp.co.uk								
OEM	YALE	YALE	YALE	YALE	YALE	YALE/ NACCO	YANG	YANMAR
WHP Part No.	5S1/49507YAL	5S1/49508YAL	5S1/49509YAL	5S1/49602SHI	SNP/C17LKBBB	5K1/46010HYS	5N1/37001NIH	5K1/49052YAN
Description	Cast Iron & Aluminium Bodied Single Main Pump for Forklift	Cast Iron & Aluminium Bodied Single Main Pump for Forklift	Cast Iron & Aluminium Bodied Single Main Pump for Forklift	Cast Iron Bodied Single Pump for Forklift	Aluminium Bodied Single Pump for Forklift	Cast Iron & Aluminium Bodied Single Main & Power Steering Pump with Flow Control & Relief Valve for Forklift	Aluminium Bodied Single Pump for Forklift	Aluminium Bodied Single Main Pump for Tractor
OEM Part number	9149436-10	9158126-30	9158126-40	9119606-10		1375160	SG010143	
Number on Product	49436-10	58126-30	58126-40	SGP2B5L529	SNP2 17D C002	8504564	PB7RK473	KP0553CHSS
OEM Model numbers				FD35-50, FG35-50	GXP05DE		FD25-3, FD20-2	155D
Weight (kg)	4.0	4.358	4.532	6.69	3	5.196	4.1	1.5

FOR PRICES contact WHP or refer to website www.whp.co.uk								
OEM	YANMAR	YANMAR	YANMAR	YANMAR	YANMAR	YANMAR	YANMAR	YANMAR
WHP Part No.	5K1/49053YAN	5K2/48502YAN	5K3/48501YAN	5K3/47502YAN	5K3/48503YAN	5K3/48504YAN	5S2/47514TOY	5Z1/40050YAN
Description	Aluminium Bodied Single Main Pump for Tractor	Aluminium Bodied Tandem Main Pump for Mini Excavator	Aluminium Bodied Triple Main Pump for Mini Excavator	Aluminium Bodied Triple Main Pump for Excavator	Aluminium Bodied Triple Main Pump for Mini Excavator	Aluminium Bodied Single Main Pump for Mini Excavator Triple	Aluminium Bodied Tandem Main Pump for Mini Excavator	Aluminium Bodied Single Main Pump for Tractor
OEM Part number					911724	17214673101		
Number on Product	KP0570AGSS	KRP4-10-10C	KRP4-7-7-4CF	KRP4-9-9-9C	KRP4-6-7-7CN	KRP4-12-12-12CDYN 4A0802	2525R141	307001-3030, 307001-3031,
OEM Model numbers		YB201		YB201	B17		B05	9221122
Weight (kg)	1.6	4.4	6.1	6.2	6.0	6.764	1.45	2.239

FOR PRICES contact WHP or refer to website www.whp.co.uk								
OEM	ZETOR	ZETOR	ZETOR	ZETOR	ZETOR	ZETOR	ZETOR	ZETOR
WHP Part No.	5C1/40032ZET	5C1/40033ZET	5C1/40034ZET	5C1/40035ZET	5C1/40036ZET	5P1/39842ZET	5P1/39878ZET	5S1/32805DTZ
Description	Cast Iron Bodied Single Main Pump for Tractor	Cast Iron Bodied Single Power Steering Pump with Relief Valve for Tractor	Aluminium Bodied Single Main Pump for Tractor	Aluminium Bodied Single Pump for Tractor	Aluminium Bodied Single Main Pump for Tractor	Aluminium Bodied Single Main Pump for Tractor	Aluminium Bodied Single Power Steering Pump for Tractor	Aluminium Bodied Single Power Steering Pump for Tractor
OEM Part number	6911 4610 6711 4601 7011 70114610	55113952 70118300 70118320	78420901 A78420901 9408-228?	78431901	A7245 4140 18229485DL	88420901	TC80420902 80420902	TL3735, TLP3863
Number on Product	7011 4610	ETYN2817307	UN.16.02	UN.10.01 UC10.01	UC20.02V	PZ2-26.5-KSA1	ZCT-16L	SNP2/17S C004
OEM Model numbers	Unified 6211, 6245, 7211, 7245, 7711, 7745, 7045, 5511, 6945	Unified One, 6945, 6245, 6211, 7211, 7245, 7711, 7745, 7045, 5511	Unified 3, 7540, 9540, 5340, 3340, 8540	Unified 3, 9520- 9540, 7540	Unified Three, 3340, 7540, 8540, 5340, 9540	Crystal, 8145	12145, 12245 Crystal 8011	Unified One Range, 7245, 7745, 6245
Weight (kg)	5.93	3.96	3.85	3.99	3.73	4.75	3.3	2.7

SNM2 GROUP 2 BI-ROTATIONAL GEAR MOTORS

FOR PRICES
contact White House
Products by telephone,
fax or e-mail or
refer to website
www.whp.co.uk



SPECIFICATIONS

Motor model		6	8	11	14	17	19	22	25
Displacement	cc/rev	6.0	8.4	10.8	14.4	16.8	19.2	22.8	25.2
	[in ³ /rev]	0.37	0.51	0.66	0.88	1.02	1.17	1.39	1.54
Peak pressure	bar	280	280	280	280	260	230	200	180
	[psi]	4060	4060	4060	4060	3770	3335	2900	2610
Rated pressure	bar	250	250	250	250	230	210	180	160
	[psi]	3625	3625	3625	3625	3335	3045	2610	2320
Maximum speed at peak pressure	rpm	4000	4000	4000	4000	4000	3500	3500	3500
Max Back/Outlet Pressure for Connection in Series	bar	250	250	250	250	230	210	180	160
	[psi]	3625	3625	3625	3625	3335	3045	2610	2320
Max Inlet Pressure for Connection in Series	bar	250	250	250	250	250	230	200	180
	[psi]	3625	3625	3625	3625	3625	3335	2900	2610
When Functioning as a Pump	Max Pressure	bar	250	250	250	230	210	180	160
		[psi]	3625	3625	3625	3335	3045	2610	2320
	Max Speed	rpm	3000	3000	3000	2500	2500	2500	2500

ORDERING CODE SNM\$\$\$?!£%

\$\$\$ - Capacity

4L: 4 cc/rev 6L: 6 cc/rev 8L: 8 cc/rev
11L: 11 cc/rev 14L: 14 cc/rev 17L: 17 cc/rev
19L: 19 cc/rev 22L: 22 cc/rev 25L: 25 cc/rev

? - Shaft

K: 1:5 Taper (BOSCH) with M12 x 1.25 thread and 3mm wide key
L: SAE A 5/8" PARALLEL
M: DIN B17x14 Long 9 Tooth Spline
P: 15mm Parallel
S: SAE A 5/8 9 Tooth Spline
T: 1:8 Taper (ITALIAN) with M12x1.25 thread and 4mm wide key
U: 8mm wide tang with cruciform coupling
Z: DIN B17x14 short 9 Tooth Spline

! - Flange

S: SAE A 82.6mm Pilot 2 bolt B: 80mm Pilot (BOSCH) 4 bolt
X: 36.5mm Pilot (ITALIAN) 4 bolt L: 50mm Pilot (DEUTZ) 2 bolt
H: 52mm Pilot through 4 bolt R: 50mm Pilot (IH) 2 bolt

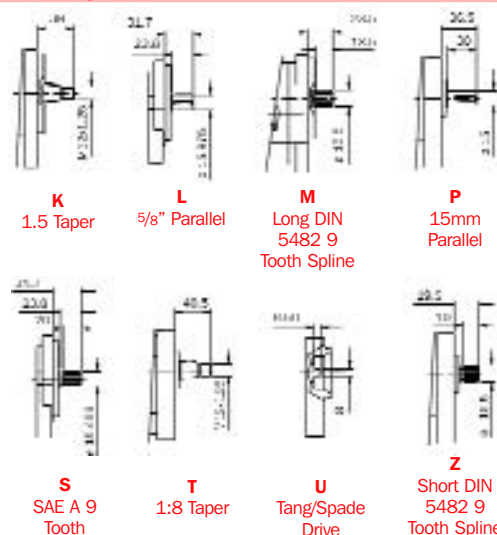
£ - Ports

S: Standard PLESSEY/ITALIAN Diamond
B: DIN/4 bolt BOSCH square
O: SAE "O" ring
T: BSP Parallel

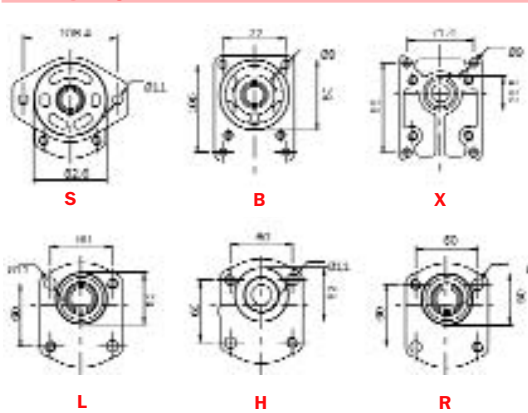
%

B: Standard Back Cover

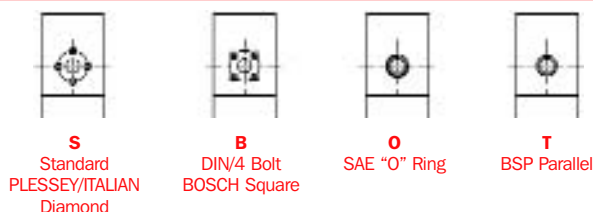
Shaft type



Flange type



Ports



NON STANDARD GEAR MOTORS

On the following pages is a small selection of the enormous range of Non Standard Gear Motors supplied by White House Products Ltd to suit particular applications.

Prices and Availability

All of the motors listed are normally available from stock. For prices and to check availability, log onto our website www.whp.co.uk and follow the instructions below:

- put the White House Products Ltd part number into the *Quick Find* box
- this should bring up the *Product Record*
- double click on the *Part Number* shown in blue to view further information on the pump, this will give you price, availability, weight and a photograph to match against the original

Specifications not listed

If you have a Non Standard Gear Motor requirement not shown in the catalogue there are nearly 500 specifications of motor in stock but not listed in this issue, to see if the one you require is in stock, log onto www.whp.co.uk and follow the instructions below:

- click on the *Products* button
- click on *Search*
- go to *Keyword Search*
- put in part of the OEM number or number off the motor that you know is in a continuous string without gaps
- this will normally find a record if it is there
- If this draws a blank try the other search criteria

If you are unable to find a motor under the OEM name, it may be one that we have not been able to assign to an OEM, in which case it will be listed under the motor manufacturer's name, e.g. Bosch, Sauer Danfoss etc.

Non-web Contact Details

If you want an answer without using the web please contact using the details below:









Telephone: (INTL) +44 1475 742500
(UK) 0845 330 8890









Fax: (INTL) +44 1475 742888
(UK) 0845 330 8895









E-mail: info@whp.co.uk



All the motors shown on the forthcoming pages are in OEM order, over the years as companies have been bought and sold names have changed, so you will find below a list showing where to find some of the OEMs who have been superseded in recent times:









Allen Forklifts	see Halla
AWD	see Bedford
Baker Forklift	see Still
Beaver	see Hayter/Beaver
Bray	see Matbro
County	see Ford/County & New Holland/Ford
Coventry Climax	see Kalmar
David Brown	see Case/David Brown
Dresser	see Homatsu
Dronningborg	see Massey Ferguson/Dronningborg
DSV	see Dennis
Fahr	see Deutz
Fiat Tractors	see New Holland/Fiat
Fiat Industrial	see Fiat/Allis
Ford FW	see Case Steiger
Ford Tractors	see New Holland/Ford
Ford Trucks	see Iveco/Ford
Fordson Tractors	see New Holland/Fordson
Hanix	see Nissan Hanix
Hurlimann Tractors	see Same
IH (International Harvester)	see Case/IH
Ingersoll Rand	see Bomag
KHD Tractors	see Deutz
Lamborghini Tractors	see Same
Lancer Boss	see Boss
Lansing Bagnall	see Linde
Lansing Henley	see Linde
Leyland Bus	see Volvo
Leyland Tractor	see Marshall
Lifton Excavators	see Powerfab
Massey Ferguson (Italian built)	see Landini
Massey Ferguson Industrial	see FERMEC
Melroe	see Bobcat
MF Industrial	see FERMEC
MP Trucks	see Leyland
Nuffield	see Marshall
Roberine	see John Deere
Ransomes Simms & Jefferies	see Ransomes
Sabo	see John Deere
Sisu	see Valtra
Steiger	see Case Steiger
Turner	see Bomford
Valmet	see Valtra




FOR PRICES contact WHP or refer to website www.whp.co.uk								
OEM	AMMANN	BENFORD	BENFORD	BENFORD	BOBCAT	BOMFORD	BOMFORD	BOMFORD
WHP Part No.	5BM/37500DYN	5UM/40052BEN	5UM/40053BEN	5UM/40054BEN	5CM/71402DBA	5CM/40005TUR	5CM/40007TUR	5CM/40008BOM
Description	Aluminium Bodied Single Motor for Paver	Aluminium Bodied Single Motor with Over Run Valve for Roller	Aluminium Bodied Single Motor with Over Run Valve for Roller	Aluminium Bodied Single Motor for Roller	Aluminium Bodied Axial Piston Motor for Skid Steer	Cast Iron Bodied Single Motor for Hedgecutter	Cast Iron Bodied Single Motor for Hedgecutter	Cast Iron Bodied Single Motor for Hedgecutter
OEM Part number		1731-1058/1	1731-1058	1723-234		3007870	3007870	0568601
Number on Product	0511 645 301	3880	3527	2908	71402DBA	3129310156	P660564	D230B160
OEM Model numbers					825	Hydromower 15, 17S	Hydromower 15,18,23,17,19 25S	Brigand
Weight (kg)	38.18	2.5	2.516	2.343	9.5	15.27	15.214	18.682









FOR PRICES contact WHP or refer to website www.whp.co.uk								
OEM	BOMFORD	BOMFORD	BOMFORD	BOMFORD	BOMFORD	BOMFORD	BOMFORD	BOMFORD
WHP Part No.	5CM/74318DBS	5HM/40021BOM	5HM/40023BOM	5HM/40025BOM	5HM/40026BOM	5HM/40066BOM	5UM/39959MCC	5UM/40055BOM
Description	Aluminium Bodied Axial Piston Motor for Hedgecutter	Cast Iron Bodied Single Motor for Hedgecutter	Cast Iron Bodied Single Motor for Hedgecutter	Cast Iron Bodied Single Motor for Hedgecutter	Cast Iron Bodied Single Motor for Hedgecutter	Cast Iron Bodied Single Motor for Hedgecutter	Aluminium Bodied Single Motor for Hedgecutter	Cast Iron Bodied Single Motor for Hedgecutter
OEM Part number		02-865-41, 0603203	0286526	0286559	0286546	835106D0002, 0286542, 02-865-88, 0286538, 08-785-01, 08-785-04, 0401009 + 0878504	0878505	0977303
Number on Product	74318DBS	M2AX1610F1E5D	M2AX1610X1C5D	M2Z1FX1617X1 E5D	M2Z1AX1613F1 E5D	M2AX1610ENXIL 32D	5881	702919019
OEM Model numbers		Supertrim, Farmtrim, B498	Farmtrim	B508T, B48X, B53	B468, B588, B528, 528GT	B577, B457, B435 Farmtrim	B315	Supertrim/B8-81PP, B54X
Weight (kg)	16	9.846	9.85	10	9.985	10.593	4.578	13.167









FOR PRICES contact WHP or refer to website www.whp.co.uk								
OEM	BOMFORD	BOMFORD	BOMFORD	BOMFORD	BOMFORD	BOMFORD	BOMFORD	BOMFORD
WHP Part No.	5UM/40056BOM	5UM/40058BOM	5UM/40059BOM	5UM/40060BOM	5UM/40061BOM	5UM/40067BOM	5UM/40068BOM	5UM/40195BOM
Description	Aluminium Bodied Single Motor for Hedgecutter	Cast Iron Bodied Single Motor for Hedgecutter	Aluminium Bodied Single Motor for Hedgecutter	Cast Iron Bodied Single Motor for Hedgecutter	Cast Iron Bodied Single Motor for Hedgecutter	Aluminium Bodied Single Motor for Mower	Cast Iron Bodied Single Motor for Hedgecutter	Cast Iron Bodied Single Motor for Hedgecutter
OEM Part number	0401009, 0878504, 0878501, 0401008, 0401004		0813102	0977304	0977307	0813101	0977306, 0977305	0977305
Number on Product	5240	7029219026	0368	5335	9473	0367	8524	8032
OEM Model numbers	B577, 457	Highwayman, Teagle K.B	Turftrim	B49P	B49	Turftrim	B608	
Weight (kg)	4.888	13.24	6.38	2.508	13.5	6.38	12.17	12.018









FOR PRICES contact WHP or refer to website www.whp.co.uk								
OEM	BOSS	CASCADE	CASCADE	CASE	CASE	CASE	CASE VIBROMAX	CEMAT
WHP Part No.	5UM/39954JCB	5HM/41020DB	5UM/40170CAS	5CM/39950MCC	5HM/40025BOM	5CM/74624DAB	5BM/37502CAS	5UM/40181ULT
Description	Aluminium Bodied Single Motor for Forklift	Cast Iron Bodied Single Motor for Rotator	Aluminium Bodied Single Motor for Forklift Reeler	Aluminium Bodied Single Motor for Sprayer	Cast Iron Bodied Single Motor for Mower	Aluminium Bodied Axial Piston Motor for Wheel Drive of Uniload Skid Steer	Aluminium Bodied Single Motor for Roller	Aluminium Bodied Single Motor
OEM Part number	7986870/001				67545993, 67731993	D80245		
Number on Product	3518	M2A1613F8F32 C	4181	02006758	M2Z1FX1617X1 E5D	74624DAB	0511 315 301	6281
OEM Model numbers				GEM	5230	1830		
Weight (kg)	2.64	10.517	2.788	3.65	10	11	2.61	2.653









FOR PRICES contact WHP or refer to website www.whp.co.uk								
OEM	DAF	DENNIS	DENNIS	DENNIS	DENNIS	DENNIS	DENNIS	DENNIS
WHP Part No.	5BM/39001DAF	5SM/41016DSV	5SM/41017DSV	5SM/41018DSV	5SM/41019DSV	5SM/41021DSV	5SM/41022DSV	5SM/41023DSV
Description	Aluminium Bodied Single Motor for Coach	Aluminium Bodied Single Motor with Unloader Valve for Coach	Aluminium Bodied Single Motor with Unloader Valve for Bus	Aluminium Bodied Single Motor with Unloader Valve for Bus	Aluminium Bodied Single Motor with Unloader Valve for Bus	Aluminium Bodied Single Motor with Unloader Valve for Bus	Aluminium Bodied Single Motor with Unloader Valve for Truck	Aluminium Bodied Single Motor with Unloader Valve for Bus
OEM Part number		652059	652505	654075	652627	656057	655641	655535
Number on Product	0511 625 003	C14.5L 00345/078	C11L 00395123	C11.0L 0043/111	SNU2/19D C0 011	551/1/00859/17 0/032	C10.8L 00859/190/032	C10.8L 00859/210/032
OEM Model numbers	2300, SB230	Javelin SDA 1907	UK Dominator	Dominator DDA2004	Falcon HC			Dart
Weight (kg)	3.855	5.052	5.12	5.35	5.525	4.601	4.462	4.605









FOR PRICES contact WHP or refer to website www.whp.co.uk								
OEM	DENNIS	DENNIS	DENNIS	DENNIS	DENNIS	DENNIS	DENNIS	DENNIS
WHP Part No.	5SM/41024DSV	5SM/41025DSV	5SM/41026DSV	5SM/41027DSV	5SM/41029DSV	5SM/41030DSV	5SM/41031DSV	5SM/41033DSV
Description	Aluminium Bodied Single Motor with Unloader Valve for Bus	Aluminium Bodied Single Motor with Unloader Valve for Bus	Aluminium Bodied Single Motor with Unloader Valve for Bus	Aluminium Bodied Single Motor with Unloader Valve for Coach	Aluminium Bodied Single Motor with Unloader Valve for Bus	Aluminium Bodied Single Motor with Unloader Valve for Bus	Aluminium Bodied Single Motor with Unloader Valve for Bus	Aluminium Bodied Single Motor with Unloader Valve for Bus
OEM Part number	655536	656019	656020	655597	656922	653473	654836	658086
Number on Product	551100860/07 0/042 14.4L	C14.4L 00860/095/042	551/1/00859/14 5/032	C14.4L 00860/210/032	551/1/00858/17 5/032	C14.4L/00860/0 85	00860/085/042, C14.4L	551/1/0172/210 /032
OEM Model numbers	Dart DM94	Dart DM94		Lance		Lance & Javelin	Lance	
Weight (kg)	4.613	4.605	4.462	4.605	4.335	4.589	4.462	4.674







FOR PRICES contact WHP or refer to website www.whp.co.uk								
OEM	DENNIS	DENNIS	DENNIS	DEW-EZE	DEW-EZE	DEW-EZE	DYNA-PAC	DYNA-PAC
WHP Part No.	5SM/41034DSV	5SM/41035DSV	5SM/41214DEN	5UM/39949DEW	5UM/40025JAC	5UM/40026JAC	5BM/37500DYN	5BM/37501DYN
Description	Aluminium Bodied Single Motor with Unloader Valve for Bus	Aluminium Bodied Single Motor with Unloader Valve for Bus	Aluminium Bodied Single Motor with Unloader Valve for Bus	Aluminium Bodied Single Motor with Over Run Valve for Mower	Aluminium Bodied Single Motor with Over Run Valve for Mower	Aluminium Bodied Single Motor with Over Run Valve for Mower	Aluminium Bodied Single Motor for Paver	Aluminium Bodied Single Motor for Paver
OEM Part number	658513	655109	658513					
Number on Product	C14.4L 01193/210/032	551100860/13 0/042	551/1/01280/21 0/032, C14.4L	9660	4200	4201	0511 645 301	0511 645 300
OEM Model numbers	Trident 2, Euro 3	Lance, Javelin	Trident 2, Euro 3				12000R	12000R
Weight (kg)	4.575	4.601	4.626	5.01	4.794	4.803	38.18	3.669









FOR PRICES contact WHP or refer to website www.whp.co.uk								
OEM	ERF	EXTEC	EXTEC	EXTEC	EXTEC	FLEXICOIL	FMC	FORD
WHP Part No.	5SM/41015ERF	5UM/40070EXT	5UM/40071EXT	5UM/40072EXT	5UM/40073EXT	5UM/40199ULT	5CM/65000FMC	5CM/71442DAQ
Description	Aluminium Bodied Single Motor with Unloader Valve for Truck	Cast Iron Bodied Single Motor for Screening Plant	Cast Iron Bodied Single Motor for Screening Plant	Cast Iron Bodied Single Motor for Crusher	Cast Iron Bodied Single Motor for Crusher	Aluminium Bodied Single Motor with Over Run Valve for Airseeder	Aluminium Bodied Single Motor for De-icer	Aluminium Bodied Single Motor for Skidsteer
OEM Part number	107333-0	HM001F	HM025	HM020	HM024			8632482
Number on Product	C33.5L 00419/178	4920	9616	7445	0239	8684	300095/M38/37 9TB	71442DAQD02
OEM Model numbers				5000 Turbo				
Weight (kg)	5.453	13.183	15.0	13.173	13.559	2.918	9.284	12.0









FOR PRICES contact WHP or refer to website www.whp.co.uk								
OEM	FORD	GROVE COLES	HAYTER	HAYTER	HAYTER	HAYTER	HAYTER	HEYCO
WHP Part No.	5CM/74644DAK	5HM/40067GRO	5UM/40060HAY	5UM/40061HAY	5UM/40062HAY	5UM/40064HAY	5UM/40100HAY	5UM/40065HEY
Description	Aluminium Bodied Axial Piston Motor for the Wheel Drive of a Wheeled Loader	Cast Iron Bodied Single Motor for Crane	Aluminium Bodied Single Motor for Mower	Aluminium Bodied Single Motor for Mower	Aluminium Bodied Single Motor for Mower	Aluminium Bodied Single Motor for Mower	Aluminium Bodied Single Motor for Mower	Aluminium Bodied Single Motor for Roadsweeper
OEM Part number		551446 570412	10060114	6306004D	6306003D	940602	910696	
Number on Product	74644DAK	MZ2215G5B3D	3349219233, 3155	3349210033, 0277	0276	6157	6405	6626
OEM Model numbers	553	910 Speedcrane	Beaver			LT322	729	
Weight (kg)	13	24.778	3.28	2.718	2.89	2.722	3.2	3.653









FOR PRICES contact WHP or refer to website www.whp.co.uk								
OEM	HITACHI	HOES	HOWARD PRICE	HYMAC	HYMAC	HYSTER	INGERSOLL RAND	JACOBSEN
WHP Part No.	5CM/74315DAE	5BM/37501DYN	5UM/40169ULT	5HM/40064HYM	5HM/40065HYM	5HM/41020DB	5UM/39942MOW	5SM/41008JAC
Description	Aluminium Bodied Axial Piston Motor for Mini Excavator	Aluminium Bodied Single Motor for Paver	Aluminium Bodied Single Motor with Over Run Valve for Mower	Cast Iron Bodied Single Motor for Excavator	Cast Iron Bodied Single Motor for Excavator	Cast Iron Bodied Single Motor for Starter	Aluminium Bodied Single Motor with Over Run Valve for Drill Rig	Aluminium Bodied Single Motor for Mower
OEM Part number				3707138	3707143			
Number on Product	74315DAE	0511 645 300	7360	M2A2120C3B1D	MZX1913Q3B25D	M2A1613F8F32C	8250	SNU2/22 D SC06 RLK
OEM Model numbers	UH052			590C	580D			T422, Turfcut
Weight (kg)	9.5	3.669	2.92	21.85	19.268	10.517	4.412	3.2

FOR PRICES contact WHP or refer to website www.whp.co.uk								
OEM	JACOBSEN	JACOBSEN	JACOBSEN	JACOBSEN	JACOBSEN	JACOBSEN	JACOBSEN	JACOBSEN
WHP Part No.	5TM/45001JAC	5UM/39938MOW	5UM/39939MOW	5UM/40022JAC	5UM/40023JAC	5UM/40027JAC	5UM/40182ULT	5UM/40192JAC
Description	Aluminium Bodied Single Motor for Mower	Aluminium Bodied Single Motor with Over Run Valve for Mower	Aluminium Bodied Single Motor with Over Run Valve for Mower	Aluminium Bodied Single Motor with Relief Valve for Mower	Aluminium Bodied Single Motor with Over Run Valve for Mower	Aluminium Bodied Single Motor with Over Run Valve for Mower	Aluminium Bodied Single Motor with Relief Valve for Mower	Aluminium Bodied Single Motor with Relief Valve for Mower
OEM Part number		123001	123002			102806	123091	
Number on Product	MGG200 BA1B3	3340	3339	3033	3510	8996	3900	8264
OEM Model numbers	Green King	HR5111						
Weight (kg)	1.503	4.573	4.557	2.791	4.946	4.534	3.153	2.742









FOR PRICES contact WHP or refer to website www.whp.co.uk								
OEM	JACOBSEN	JACOBSEN	JACOBSEN	JACOBSEN	JACOBSEN/ LESCO	JCB	JCB	JCB
WHP Part No.	5UM/40204ULT	5WM/41001JAC	5WM/41002JAC	5UM/40024JAC	5TM/45002JAC	5HM/41010JCB	5HM/41011JCB	5HM/41012JCB
Description	Aluminium Bodied Single Motor for Mower	Aluminium Bodied Single Motor for Mower	Aluminium Bodied Single Motor for Mowing Machine	Aluminium Bodied Single Motor with Over Run Valve for Mower	Aluminium Bodied Single Motor for Mower	Cast Iron Bodied Single Motor for Excavator	Cast Iron Bodied Single Motor for Excavator	Cast Iron Bodied Single Motor for Excavator
OEM Part number	131323			2721180		919/52100	919/52400	919/25800, 919/52200
Number on Product	1492, 1ML052C8489	1000116-11	1000116-15	9744	MGG20025BB9 D3	MA2215C5B1D	MA2210C5B1D	MA2208C5B1D
OEM Model numbers		LF100	Green King		300D	807B, 808	811, 812, 814	800/ 805
Weight (kg)	3.235	1.581	1.507	4.639	1.56	25.342	23.326	23.605









FOR PRICES contact WHP or refer to website www.whp.co.uk								
OEM	JCB	JCB	JCB	JCB	JCB	JCB	JOHN DEERE	JOHN DEERE
WHP Part No.	5HM/41013JCB	5HM/41014JCB	5UM/39000JCB	5UM/39001JCB	5UM/39002JCB	5UM/39954JCB	5SM/41007JD	5SM/41010SAB
Description	Cast Iron Bodied Single Motor for Excavator	Cast Iron Bodied Single Motor for Excavator	Aluminium Bodied Single Motor for Fan Drive	Aluminium Bodied Single Motor with Relief Valve for Fan Drive	Aluminium Bodied Single Motor with Relief Valve for Fan Drive	Aluminium Bodied Single Motor for Excavator	Aluminium Bodied Single Motor for Mower	Aluminium Bodied Single Motor for Mower
OEM Part number	919/52800	919/27600	20/908900			20/902000		31830
Number on Product	MZ1913S5EDB1 D 696104/94	MZ1911S5EDB1 D	6984	8455	8946	3518	SNM2S/19D CI96 LEP1F	SNM2.L/19 SC06 RMG2G
OEM Model numbers	805, 812, 814	811, 812, 805					Roberine 1903	900, 900 3D
Weight (kg)	19.741	18.879	2.144	2.72	3.061	2.64	5.528	3.0









FOR PRICES contact WHP or refer to website www.whp.co.uk								
OEM	JOHN DEERE	JOHN DEERE	JOHN DEERE	JOHN DEERE	JOHN DEERE	JOHN DEERE	JOHNSON	JOHNSON
WHP Part No.	5SM/41011SAB	5SM/41012SAB	5UM/39944MOW	5UM/40080CSA	5UM/40174JD	5WM/41030JD	5UM/40197ULT	5WM/40199JON
Description	Aluminium Bodied Single Motor for Mower	Aluminium Bodied Single Motor for Mower	Aluminium Bodied Single Motor with Over Run Valve for Mower	Aluminium Bodied Single Motor for Mower	Aluminium Bodied Single Motor with Over Run Valve for Mower	Aluminium Bodied Single Motor for Mower	Aluminium Bodied Single Motor for Sweeper	Aluminium Bodied Single Motor for Sweeper
OEM Part number				EPC0110615				
Number on Product	SNM2/19 CI96 RLF	SNM2 L/11 CI06 RZR1	3092	3329210030	2582, 1MR012A 8665	163-H1006	4113, 1MR015R	M58YB08223L
OEM Model numbers	1602			600 & 900 Series				Water Pump Drive
Weight (kg)	3.071	2.594	4.393	4.308	2.631	2.85	4.755	1.31









FOR PRICES contact WHP or refer to website www.whp.co.uk								
OEM	KUHN	MAN	MATBRO	MATWELD	MATWELD	MATWELD	MATWELD	McCONNEL
WHP Part No.	5BM/39000KUH	5BM/37500MAN	5SM/41032DSV	5UM/39018MAT	5UM/39019MAT	5UM/39020MAT	5UM/39021MAT	5CM/39956MCC
Description	Aluminium Bodied Single Motor for Ferti Spreader	Aluminium Bodied Single Motor with Relief Valve for Truck	Aluminium Bodied Single Motor with Unloader Valve for Loader	Aluminium Bodied Single Motor for Impact Wrench	Aluminium Bodied Single Motor for Rail Saw	Aluminium Bodied Single Motor for Rail Saw	Aluminium Bodied Single Motor for Rail Saw	Cast Iron Bodied Single Motor for Hedgecutter
OEM Part number								8301257
Number on Product	0511 745 601	0511 525 003	C11L 00395/115	3164	9907	3689	9910	03578524
OEM Model numbers	1500					00800A		High Reach
Weight (kg)	4.9	4.038	4.982	2.377	2.26	3.061	2.522	12.1









FOR PRICES contact WHP or refer to website www.whp.co.uk								
OEM	McCONNEL	McCONNEL	McCONNEL	McCONNEL	McCONNEL	McCONNEL	McCONNEL	McCONNEL
WHP Part No.	5CM/74318DAZ	5UM/39953MCC	5UM/39955MCC	5UM/39956MCC	5UM/39957MCC	5UM/39958MCC	5UM/39960MCC	5UM/40057MCC
Description	Aluminium Bodied Axial Piston Motor for Hedgecutter	Cast Iron Bodied Single Motor for Hedgecutter	Cast Iron Bodied Single Motor for Hedgecutter	Cast Iron Bodied Single Motor for Hedgecutter	Cast Iron Bodied Single Motor for Hedgecutter	Cast Iron Bodied Single Motor for Hedgecutter	Cast Iron Bodied Single Motor for Hedgecutter	Cast Iron Bodied Single Motor for Hedgecutter
OEM Part number	8301284	8301281, 8301263	8301258, 7314426	8301257	8301283, 8301271/AP	8301282	8301301	8301014
Number on Product	74318DAZ	4272	3778	7029219026	8528	8529	9820	9699
OEM Model numbers	2050	PA15, PA34, PA92, PA93, PA94	PA95, PA96, PA97 Later High Reach, Super E, PA500, 2058, 2050T	High Reach	5000, 2000 Series, 2050	PA93 High Reach	PA650, PA550, High Power	PA54, P44 High Reach
Weight (kg)	10	12.987	15.0	13.412	13.555	13.683	14.19	13.332





FOR PRICES contact WHP or refer to website www.whp.co.uk								
OEM	McCONNEL	NUNES	O&K	OPTARE	ORSI	PLIVERT	RANSOMES	RANSOMES
WHP Part No.	5CM/39950MCC	5UM/40023JAC	5HM/410500&K	5SM/410560PT	5CM/399600RS	5UM/40066ULT	5CM/39956RAN	5CM/39957RAN
Description	Aluminium Bodied Single Motor for Hedgecutter	Aluminium Bodied Single Motor for Mower with Over Run Valve	Cast Iron Bodied Single Motor for Excavator	Aluminium Bodied Single Motor for Bus with Unloader Valve	Cast Iron Bodied Single Motor for Hedgecutter	Aluminium Bodied Single Motor for Mower	Aluminium Bodied Single Motor for Mowing Machine	Aluminium Bodied Single Motor for Mower
OEM Part number	8301286						019988SW	221852-01
Number on Product	02006758	3510	M2BP3130G5B 25D	C14.4L 00951/162	03578454	8336	2218152-02 02012111	019988SV
OEM Model numbers	Blower				5.5T	P40	951D	951D, T51 (LATE MK2)
Weight (kg)	3.65	4.946	51.5	4.11	12.91	3.213	2.87	2.744

FOR PRICES contact WHP or refer to website www.whp.co.uk								
OEM	RANSOMES	RANSOMES	RANSOMES	RANSOMES	RANSOMES	RANSOMES	RANSOMES	RANSOMES
WHP Part No.	5SM/40090RAN	5UM/39936MOW	5UM/39937MOW	5UM/40030RAN	5UM/40031RAN	5UM/40032RAN	5UM/40033RAN	5UM/40034RAN
Description	Aluminium Bodied Single Motor for Mower	Aluminium Bodied Single Motor with Over Run Valve for Mower	Aluminium Bodied Single Motor with Over Run Valve for Mower	Aluminium Bodied Single Motor with Over Run Valve for Mower	Aluminium Bodied Single Motor with Over Run Valve for Mower	Aluminium Bodied Single Motor with Over Run Valve for Mower	Aluminium Bodied Single Motor with Over Run Valve for Mower	Aluminium Bodied Single Motor with Over Run Valve for Mower
OEM Part number	176182	A809204, A809208	A809209, A809203, 008092031	008096255	008006040, A800604	A809211, 008092112	0948	008000410, 008006820
Number on Product	SNM2/12 FR03 ...1E	1677	4019	3361	7375	0969	350MK3, 5/7MK3, 340TG,	6340
OEM Model numbers		213D, 5/7MK2, Hydraulic 3, Hydraulic 5, Highway 213, 350DMk3, 5/7MK3, 340TG, 465TG, 214, 213	213, 214, 57, 213D, 5/7MK2, Hydraulic 3, Hydraulic 5, Highway 213, 350DMk3, 5/7MK3, 340TG, 465TG Mounted 214		TG4650, Parkway 225, 350DMk5, 220, Commander 2500DX/3510, Parkway 2250/2250+, TG3400, Highway 2130.	350DMK3, 5/7MK3, 340TG, 465TG, 4650TG, 214	465TG, 4650TG, 214	
Weight (kg)	2.575	3.14	3.096	3.178	3.275	2.97	2.97	2.889

FOR PRICES contact WHP or refer to website www.whp.co.uk								
OEM	RANSOMES	RANSOMES	RANSOMES	RANSOMES	RANSOMES	RANSOMES	RANSOMES	RAUCH
WHP Part No.	5UM/40035RAN	5UM/40049MOW	5UM/40050MOW	5UM/40051MOW	5UM/40202RAN	5UM/40199RAN	5UM/40200RAN	5BM/39000KUH
Description	Aluminium Bodied Single Motor with Over Run Valve for Mower	Aluminium Bodied Single Motor with Over Run Valve for Mower	Aluminium Bodied Single Motor with Over Run Valve for Mower	Aluminium Bodied Single Motor with Over Run Valve for Mower	Aluminium Bodied Single Motor with Over Run Valve for Mower	Aluminium Bodied Single Motor for Mower	Aluminium Bodied Single Motor with Over Run Valve for Mower	Aluminium Bodied Single Motor for Ferti Spreader
OEM Part number		008092104	008092112	008000082	008006760	008096247	008000490, 008006780	
Number on Product	6899	3107	3106	1761	6947	3362, 1MR022C 8628	6539	0511 745 601
OEM Model numbers								
Weight (kg)	2.785	3.123	3.13	3.082	3.0	3.2	2.929	4.9

FOR PRICES contact WHP or refer to website www.whp.co.uk								
OEM	ROADTEC	ROUSSEAU	SCANIA	SCANIA	SCHMIDT	SIMIAN	TAMROCK	TAMROCK
WHP Part No.	5UM/40187ULT	5SM/41009ROU	5SM/42000SCA	5SM/42001SCA	5UM/40020MOT	5HM/42000SIM	5UM/40090TAM	5UM/40250TAM
Description	Aluminium Bodied Single Motor for Paver	Aluminium Bodied Single Motor for Hedgecutter	Aluminium Bodied Single Motor with Unloader Valve for Bus	Aluminium Bodied Single Motor with Unloader Valve for Coach	Aluminium Bodied Single Motor for Sweeper	Cast Iron Bodied Single Motor for Hedgecutter	Aluminium Bodied Single Motor for Rock Drill	Aluminium Bodied Single Motor for Drilling Rig
OEM Part number				463777				
Number on Product	7179	SHM2/25 CO02 HAF2A	A14.4L 00687/175	C14.4L 01016/175	4941	M2A2120G3B1D	0683, OML019A 8479	0517, OML025A 8479
OEM Model numbers				N113		Hydrocut MK4		
Weight (kg)	3.113	3.6	4.604	4.241	2.75	21.708	1.756	1.82

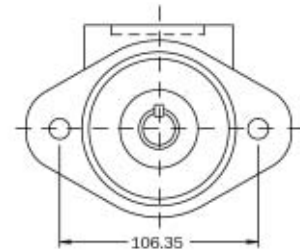
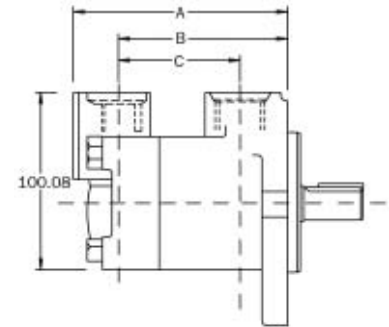
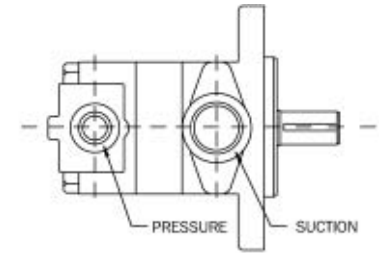
FOR PRICES contact WHP or refer to website www.whp.co.uk								
OEM	TORO	TORO	TORO	TORO	TORO	TWOSE	TWOSE	TWOSE
WHP Part No.	5CM/21328DAA	5SM/41003SD	5SM/42003TOR	5UM/40180ULT	5WM/41000TOR	5CM/74418DAX	5HM/40025BOM	5UM/40057MCC
Description	Aluminium Bodied Single Motor for Mower	Aluminium Bodied Single Motor for Mower	Aluminium Bodied Single Motor for Mower	Aluminium Bodied Single Motor with Over Run Valve for Mower	Aluminium Bodied Single Motor for Mower	Aluminium Bodied Axial Piston Motor for Hedgecutter	Cast Iron Bodied Single Motor for Hedgecutter	Cast Iron Bodied Single Motor for Hedgecutter
OEM Part number	931412		94-3506		10-5090		742302E6	
Number on Product	21328 DAA	SNM2 L/19C006 MFY1	163V1113	0993, 1MR027A 8636	45222-42	74318DBIB, 74418DAX	M2Z1FX1617X1 E5D	9699
OEM Model numbers	450D				GM3000	276	Q520I , 460	276
Weight (kg)	2.906	2.998	1.427	3.327	1.137	9.5	10	13.332

FOR PRICES contact WHP or refer to website www.whp.co.uk								
OEM	TWOSE	VALTRA	VOLVO	VOLVO, SWEDEN				
WHP Part No.	5UM/40063TWO	5UM/40154ULT	5SM/42002VOL	5UM/39921VOL				
Description	Cast Iron Bodied Single Motor for Hedgecutter	Aluminium Bodied Single Motor for Tractor	Aluminium Bodied Single Motor with Unloader Valve for Bus	Cast Iron Bodied Single Motor				
OEM Part number	8027		9519828	11062160				
Number on Product	8047	3603	C19.2L 00888/174	5798				
OEM Model numbers			L10					
Weight (kg)	12.083	2.652	4.283	4.0				

V10 SINGLE VANE PUMPS

FOR PRICES

contact White House Products by telephone, fax or e-mail or refer to website www.whp.co.uk



Delivery @ 1200rpm & 100 psi

DIMENSION

USgpm	l/min	A		B		C	
		inches	mm	inches	mm	inches	mm
1	3.78	4.55	115.57	3.62	91.95	2.65	67.31
2	7.56	4.55	115.57	3.62	91.95	2.65	67.31
3	11.34	4.55	115.57	3.62	91.95	2.65	67.31
4	15.12	4.80	121.92	3.87	98.30	2.90	73.66
5	18.9	4.85	123.19	3.87	98.30	2.90	73.66
6	22.68	5.00	127.00	4.07	103.38	3.10	78.74
7	26.46	5.00	127.00	4.07	103.38	3.10	78.74

ORDERING CODE 9I1/V101*\$?!£

* - Thread of Inlet

B: BSP P: NPT S: SAE 'O' Ring

\$ - Capacity of Pump @ 1200rpm

1: 1 USgpm (3.78 l/min) 2: 2 USgpm (7.56 l/min)
 3: 3 USgpm (11.34 l/min) 4: 4 USgpm (15.12 l/min)
 5: 5 USgpm (18.90 l/min) 6: 6 USgpm (22.68 l/min)
 7: 7 USgpm (26.46 l/min)

? - Thread of outlet

B: BSP P: NPT S: SAE 'O' Ring

! - Shaft

1: 3/4 Parallel keyed 3: 5/8 Parallel keyed
 11: 5/8 x 9 tooth spline 12: 7/8 x 13 tooth spline
 38: 3/4 x 11 tooth spline

£ - Rotation


R: Clockwise L: Anti-Clockwise

Model Series	Capacity		Displacement		Maximum speed	Maximum pressure		Typical delivery		Typical input power @ max. speed & pressure	Weight
	Delivery @ 1200rpm & 100 psi							@ max. speed & pressure			
	USgpm	l/min	in3/rev	cc/rev	rpm	psi	bar	USgpm	l/min	kW	kg
V10	1	3.78	0.20	3.3	4800	2500	172	3.6	13.6	5.2	4.5 - 6.8
	2	7.56	0.40	6.6	4500	2500	172	7.3	27.6	10.1	
	3	11.34	0.60	9.8	4000	2500	172	9.4	35.6	13.3	
	4	15.12	0.80	13.1	3400	2500	172	10.9	41.3	15.2	
	5	18.90	1.00	16.4	3200	2500	172	12.8	48.5	17.0	
	6	22.68	1.19	19.5	3000	2500	172	14.6	55.3	19.4	
	7	26.46	1.39	22.8	2800	2500	172	16.0	60.6	20.7	

V20 SINGLE VANE PUMPS

FOR PRICES

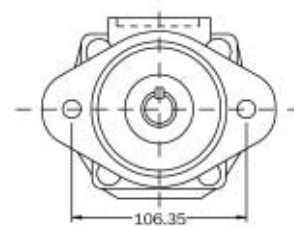
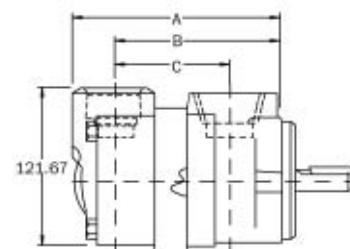
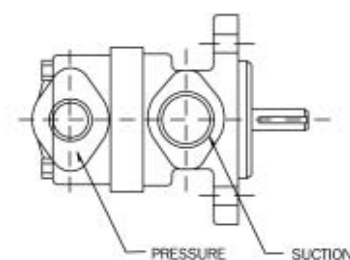
contact White House Products by telephone, fax or e-mail or refer to website www.whp.co.uk



Delivery @ 1200rpm & 100 psi

DIMENSION

USgpm	l/min	A		B		C	
		inches	mm	inches	mm	inches	mm
6	22.68	4.93	125.22	4.02	102.11	2.80	71.12
7	26.46	5.18	131.57	4.27	108.46	3.05	77.47
8	30.24	5.18	131.57	4.27	108.46	3.05	77.47
9	34.02	5.18	131.57	4.27	108.46	3.05	77.47
11	41.58	5.38	136.65	4.47	113.54	3.25	82.55
12	45.36	5.52	140.21	4.61	117.09	3.39	86.11
13	49.14	5.52	140.21	4.61	117.09	3.39	86.11



ORDERING CODE 911/V201*\$?!£

* - Thread of Inlet

B: BSP P: NPT S: SAE 'O' Ring

\$ - Capacity of pump @ 1200rpm

6: 6 USgpm (22.68 l/min) 7: 7 USgpm (26.46 l/min)
 8: 8 USgpm (30.24 l/min) 9: 9 USgpm (34.02 l/min)
 11: 11 USgpm (41.58 l/min) 12: 12 USgpm (45.36 l/min)
 13: 13 USgpm (49.14 l/min)

? - Thread of Outlet

B: BSP P: NPT S: SAE 'O' Ring

! - Shaft

1: 3/4 Parallel keyed 3: 1" Parallel keyed
 11: 3/4 x 11 tooth spline 15: 7/8 x 13 tooth spline
 18: 5/8 x 9 tooth spline 38: 3/4 x 11 tooth spline

£ - Rotation

R: Clockwise L: Anti-Clockwise

Model Series	Capacity		Displacement		Maximum speed	Maximum pressure		Typical delivery		Typical input power @ max. speed & pressure	Weight
	Delivery @ 1200rpm & 100 psi							@ max. speed & pressure			
	USgpm	l/min	in ³ /rev	cc/rev	rpm	psi	bar	USgpm	l/min	kW	kg
V20	6	22.68	1.19	19.5	3400	2500	172	16.1	60.9	21.6	7.3 - 8.2
	7	26.46	1.39	22.8	3000	2500	172	16.7	63.2	22.0	
	8	30.24	1.62	26.5	2800	2500	172	17.7	67.0	24.2	
	9	34.02	1.81	29.7	2800	2500	172	19.8	75.0	26.5	
	11	41.58	2.22	36.4	2500	2500	172	22.9	86.7	28.0	
	12	45.36	2.38	39.0	2400	2500	172	23.0	87.1	28.5	
	13	49.14	2.59	42.4	2400	2500	172	25.9	98.0	31.0	

V2010 DOUBLE VANE PUMPS

FOR PRICES

contact White House Products by
telephone, fax or e-mail or
refer to website www.whp.co.uk



Rated Delivery USgpm @
1200rpm & 100 psi

DIMENSION

Shaft End	Cover End	A		B		C		D		E	
		inches	mm	inches	mm	inches	mm	inches	mm	inches	mm
7, 8 or 9	1, 2 or 3	8.39	213.11	7.45	189.23	4.46	113.28	2.99	75.95	3.40	86.36
7, 8 or 9	4 or 5	8.64	219.46	7.70	195.58	4.46	113.28	3.24	82.30	3.40	86.36
7, 8 or 9	6 or 7	8.84	224.54	7.90	200.66	4.46	113.28	3.44	87.38	3.40	86.36
11	1, 2 or 3	8.59	218.19	7.65	194.31	4.65	118.11	3.00	76.20	3.59	91.19
11	4 or 5	8.84	224.54	7.90	200.66	4.65	118.11	3.25	82.55	3.59	91.19
11	6 or 7	9.04	229.62	8.10	205.74	4.65	118.11	3.45	87.63	3.59	91.19
12 or 13	1, 2 or 3	8.73	221.74	7.79	197.87	4.79	121.67	3.00	76.20	3.73	94.74
12 or 13	4 or 5	8.97	227.84	8.03	203.96	4.79	121.67	3.24	82.29	3.73	94.74
12 or 13	6 or 7	9.17	232.90	8.23	209.00	4.79	121.67	3.44	87.33	3.73	94.74

ORDERING CODE 9I2/V2010**\$?!££%

** - Capacity of front section @ 1200rpm

6: 6 USgpm (22.68 l/min)	7: 7 USgpm (26.46 l/min)
8: 8 USgpm (30.24 l/min)	9: 9 USgpm (34.02 l/min)
11: 11 USgpm (41.58 l/min)	12: 12 USgpm (45.36 l/min)
13: 13 USgpm (49.14 l/min)	

\$ - Thread of Inlet

B: BSP P: NPT S: SAE 'O' Ring

? - Capacity of back section @ 1200rpm

1: 1 USgpm (3.78 l/min)	2: 2 USgpm (7.56 l/min)
3: 3 USgpm (11.34 l/min)	4: 4 USgpm (15.12 l/min)
5: 5 USgpm (18.90 l/min)	6: 6 USgpm (22.68 l/min)
7: 7 USgpm (26.46 l/min)	

! - Thread of outlet

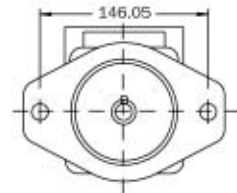
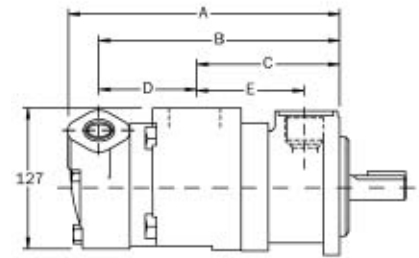
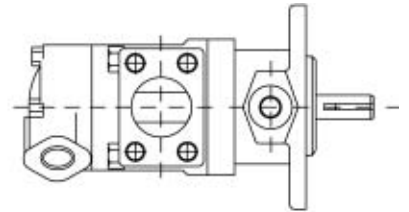
B: BSP P: NPT S: SAE 'O' Ring

££ - Shaft

1: 7/8 Parallel keyed 11: 7/8 x 13 tooth spline

% - Rotation

R: Clockwise L: Anti-Clockwise



SHAFT END										
Model Series	Capacity		Displacement		Maximum speed	Maximum pressure		Typical delivery		Typical input power @ max. speed & pressure
	Delivery @ 1200rpm & 100 psi							@ max. speed & pressure		
	USgpm	l/min	in3/rev	cc/rev	rpm	psi	bar	USgpm	l/min	kW
V2010	6	22.68	1.19	19.5	3000	2500	172	14.5	54.9	18.3
	7	26.46	1.39	22.8	3000	2500	172	16.5	62.5	22.4
	8	30.24	1.62	26.5	2800	2500	172	17.5	66.2	24.2
	9	34.02	1.81	29.7	2800	2500	172	20.0	75.7	26.8
	11	41.58	2.22	36.4	2500	2500	172	23.0	87.1	28.0
	12	45.36	2.38	39.0	2400	2200	152	23.0	87.1	26.8
	13	49.14	2.59	42.4	2400	2200	152	26.0	98.4	29.1

COVER END											
Model Series	Capacity		Displacement		Maximum speed	Maximum pressure		Typical delivery		Typical input power @ max. speed & pressure	Weight
	Delivery @ 1200rpm & 100 psi							@ max. speed & pressure			
	USgpm	l/min	in³/rev	cc/rev	rpm	psi	bar	USgpm	l/min	kW	kg
V2010	1	3.78	0.20	3.3	3000	2500	172	2.0	7.6	3.4	13.6
	2	7.56	0.40	6.6	3000	2500	172	4.7	17.8	6.7	
	3	11.34	0.60	9.8	3000	2500	172	7.0	26.5	10.0	
	4	15.12	0.80	13.1	3000	2500	172	9.5	36.0	13.4	
	5	18.90	1.00	16.4	3000	2500	172	12.0	45.4	16.0	
	6	22.68	1.19	19.5	3000	2500	172	14.5	54.9	18.3	
	7	26.46	1.39	22.8	2800	2500	172	16.0	60.6	17.9	

V2020 DOUBLE VANE PUMPS

FOR PRICES

contact White House Products by telephone, fax or e-mail or refer to website www.whp.co.uk



Rated Delivery USgpm @ 1200rpm & 100 psi

DIMENSION

Shaft End	Cover End	A		B		C		D		E	
		inches	mm	inches	mm	inches	mm	inches	mm	inches	mm
7, 8 or 9	6	8.41	213.61	7.39	187.71	4.49	114.05	2.90	73.66	3.43	87.12
7, 8 or 9	7, 8 or 9	8.66	219.96	7.64	194.06	4.49	114.05	3.15	80.01	3.43	87.12
11	6	8.61	218.69	7.59	192.79	4.69	119.13	2.90	73.66	3.63	92.20
11	7, 8 or 9	8.86	225.04	7.84	199.14	4.69	119.13	3.15	80.01	3.63	92.20
11	11	9.05	229.87	8.03	203.96	4.69	119.13	3.34	84.83	3.63	92.20
12 or 13	6	8.75	222.25	7.73	196.34	4.82	122.43	2.91	73.91	3.76	95.50
12 or 13	7, 8 or 9	8.99	228.35	7.97	202.44	4.82	122.43	3.15	80.01	3.76	95.50
12 or 13	11	9.19	233.43	8.17	207.52	4.82	122.43	3.35	85.09	3.76	95.50

ORDERING CODE 9I2/V2020**\$??!££%

** - Capacity of front section @ 1200rpm

6: 6 USgpm (22.68 l/min)	7: 7 USgpm (26.46 l/min)
8: 8 USgpm (30.24 l/min)	9: 9 USgpm (34.02 l/min)
11: 11 USgpm (41.58 l/min)	12: 12 USgpm (45.36 l/min)
13: 13 USgpm (49.14 l/min)	

\$ - Thread of Inlet

B: BSP P: NPT S: SAE 'O' Ring

?? - Capacity of back section @ 1200rpm

6: 6 USgpm (22.68 l/min)	7: 7 USgpm (26.46 l/min)
8: 8 USgpm (30.24 l/min)	9: 9 USgpm (34.02 l/min)
11: 11 USgpm (41.58 l/min)	

! - Thread of outlet

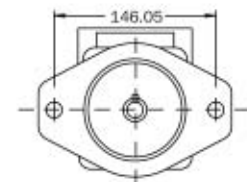
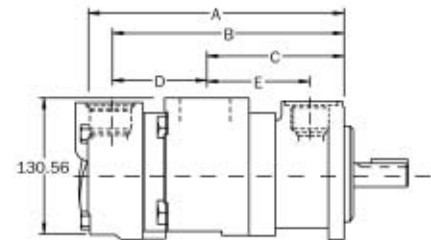
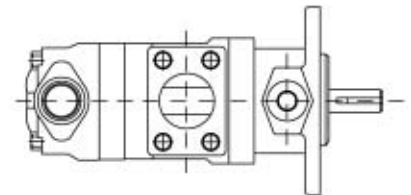
B: BSP P: NPT S: SAE 'O' Ring

££ - Shaft

1: 3/4 Parallel keyed 11: 7/8 x 13 tooth spline

% - Rotation

R: Clockwise L: Anti-Clockwise



SHAFT END										
Model Series	Capacity		Displacement		Maximum speed	Maximum pressure		Typical delivery		Typical input power @ max. speed & pressure
	Delivery @ 1200rpm & 100 psi							@ max. speed & pressure		
	USgpm	l/min	in3/rev	cc/rev	rpm	psi	bar	USgpm	l/min	kW
V2020	6	22.68	1.19	19.5	3000	2500	172	14.5	54.9	18.3
	7	26.46	1.39	22.8	3000	2500	172	16.5	62.5	22.4
	8	30.24	1.62	26.6	2800	2500	172	17.5	66.2	24.2
	9	34.02	1.81	29.7	2800	2500	172	20.0	75.7	26.8
	11	41.58	2.22	36.4	2500	2500	172	23.0	87.1	28.0
	12	45.36	2.38	39.0	2400	2200	152	23.0	87.1	26.8
	13	49.14	2.59	42.5	2400	2000	138	26.0	98.4	29.1

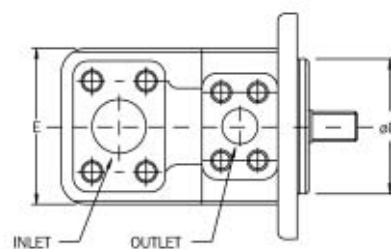
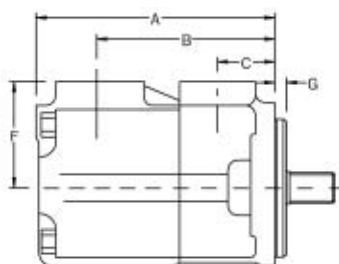
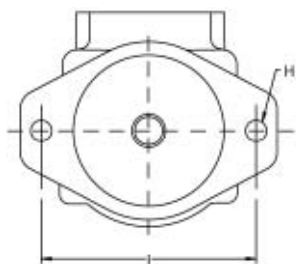
COVER END											
Model Series	Capacity		Displacement		Maximum speed	Maximum pressure		Typical delivery		Typical input power @ max. speed & pressure	Weight
	Delivery @ 1200rpm & 100 psi							@ max. speed & pressure			
	USgpm	l/min	in³/rev	cc/rev	rpm	psi	bar	USgpm	l/min	kW	kg
V2020	6	22.68	1.19	19.5	3000	2500	172	14.5	54.9	19.4	15.9
	7	26.46	1.39	22.8	3000	2500	172	16.5	62.5	22.4	
	8	30.24	1.62	26.5	2800	2500	172	17.5	66.2	24.2	
	9	34.02	1.81	29.7	2800	2500	172	20.0	75.7	26.8	
	11	41.58	2.22	36.4	2500	2500	172	23.0	87.1	28.0	

20V/25V/35V/45V & 20VQ/25VQ/35VQ/45VQ SINGLE VANE PUMPS

FOR PRICES
contact White House
Products by
telephone, fax or e-
mail or
refer to website
www.whp.co.uk



	DIMENSIONS							
	20 Series		25 Series		35 Series		45 Series	
	inches	mm	inches	mm	inches	mm	inches	mm
A	6.12	155.45	6.38	162.05	7.28	184.91	8.5	215.9
B	5.22	132.59	4.75	120.65	4.94	125.48	6.02	152.91
C	2.5	63.5	1.5	38.1	1.5	38.1	1.69	42.93
D	4"Ø SAE 'B'	101.6Ø SAE 'B'	4"Ø SAE 'B'	101.6Ø SAE 'B'	5"Ø SAE 'C'	127.0Ø SAE 'C'	5"Ø SAE 'C'	127.0Ø SAE 'C'
E	4	101.6	4.62	117.35	5.51	139.95	6.36	161.54
F	3	76.2	3	76.2	3.25	82.55	3.69	93.73
G	0.375	9.53	0.375	9.53	0.375	9.53	0.500	12.7
H	0.56	14.22	0.56	14.22	0.688	17.48	0.688	17.48
I	5.75	146.05	5.75	146.05	7.125	180.98	7.125	180.98
Inlet - SAE 3000 Series Flange	1 1/2"	38.1	1 1/2"	38.1	2"	50.8	3"	76.2
Outlet - SAE 3000 Series Flange	3/4"	19.05	1"	25.4	1 1/4"	31.75	1 1/2"	38.1



20V/25V/35V/45V & 20VQ/25VQ/30VQ/35VQ/45VQ SINGLE VANE PUMPS contd.

Model Series	Capacity		Displacement		Maximum speed	Maximum pressure		Typical delivery		Typical input power @ max. speed & pressure	Weight
	Delivery @ 1200rpm & 100 psi							@ max. speed & pressure			
	USgpm	l/min	in³/rev	cc/rev	rpm	psi	bar	USgpm	l/min	kW	kg
20V	5	18.90	1.10	18.0	1800	3000	210	7.5	28.4	11	11.8
	8	30.24	1.67	27.4	1800	3000	210	12.0	45.4	17	
	11	41.58	2.22	36.4	1800	3000	210	15.0	56.7	23	
	12	45.36	2.47	40.5	1800	3000	210	16.4	62.0	25	
	14	52.92	2.78	45.6	1800	3000	210	18.4	69.6	28	
25V	12	45.36	2.47	40.5	1800	2500	175	16.4	62.0	23	14.5
	14	52.92	2.78	45.6	1800	2500	175	18.4	69.6	26	
	17	64.26	3.39	55.6	1800	2500	175	22.8	86.2	30	
	21	79.38	4.13	67.7	1800	2500	175	28.0	105.8	34	
35V	21	79.38	4.13	67.7	1800	2500	175	28.0	105.8	34	22.7
	25	94.50	4.94	81.0	1800	2500	175	33.0	124.7	46	
	30	113.40	5.91	96.8	1800	2500	175	40.8	154.2	55	
	35	132.30	6.83	111.9	1800	2500	175	48.0	181.4	62	
	38	143.64	7.37	120.8	1800	2500	175	51.2	193.5	66	
45V	42	158.76	8.41	137.8	1800	2500	175	55.0	207.9	76	34.0
	50	189.00	9.85	161.4	1800	2500	175	67.0	253.3	88	
	60	226.80	11.75	192.5	1800	2500	175	82.0	310.0	104	

Model Series	Capacity		Displacement		Maximum speed	Maximum pressure		Typical delivery		Typical input power @ max. speed & pressure	Weight
	Delivery @ 1200rpm & 100 psi							@ max. speed & pressure			
	USgpm	l/min	in³/rev	cc/rev	rpm	psi	bar	USgpm	l/min	kW	kg
20VQ	5	18.90	1.10	18.0	2700	3000	210	11.0	41.5	18.0	12.0
	8	30.24	1.67	27.4	2700	3000	210	17.0	64.0	26.0	
	11	41.58	2.22	36.4	2700	3000	210	23.0	87.0	35.5	
	12	45.36	2.41	39.5	2700	2300	160	25.5	96.5	28.5	
	14	52.92	2.80	45.9	2700	2000	140	30.0	113.5	29.0	
25VQ	12	45.36	2.45	40.1	2700	3000	210	23.0	87.0	41.0	14.8
	14	52.92	2.77	45.4	2700	3000	210	27.0	102.0	46.9	
	17	64.26	3.37	55.2	2500	3000	210	31.0	117.0	52.0	
	21	79.38	4.12	67.5	2500	3000	210	38.0	144.0	62.0	
35VQ	21	79.38	4.12	67.5	2500	3000	210	38.0	144.0	62.0	22.7
	25	94.50	4.98	81.6	2500	3000	210	45.0	170.0	75.5	
	30	113.40	5.96	97.7	2500	3000	210	55.0	208.0	87.5	
	35	132.30	6.88	112.7	2400	3000	210	60.0	227.0	98.5	
	38	143.64	7.42	121.6	2400	3000	210	65.0	246.0	104.5	
45VQ	42	158.76	8.46	138.6	2200	2500	175	66.5	251.5	91.5	34.0
	50	189.00	9.90	162.2	2200	2500	175	79.0	299.0	105.0	
	60	226.80	11.80	193.4	2200	2500	175	96.0	363.5	126.5	

20V/25V/35V/45V & 20VQ/25VQ/30VQ/35VQ/45VQ SINGLE VANE PUMPS contd.

ORDERING CODE V SERIES 9I1/***\$?\$?!\$

*** - Model

20V, 25V, 35V, 45V

\$\$ - Capacity of pump @ 1200rpm

20V	5:	5 USgpm (18.90 l/min)
	8:	8 USgpm (30.24 l/min)
	11:	11 USgpm (41.58 l/min)
	12:	12 USgpm (45.36 l/min)
	14:	14 USgpm (52.92 l/min)
25V	12:	12 USgpm (45.36 l/min)
	14:	14 USgpm (52.92 l/min)
	17:	17 USgpm (64.26 l/min)
	21:	21 USgpm (79.38 l/min)
35V	21:	21 USgpm (79.38 l/min)
	25:	25 USgpm (94.50 l/min)
	30:	30 USgpm (113.40 l/min)
	35:	35 USgpm (132.30 l/min)
	38:	38 USgpm (143.64 l/min)
45V	42:	42 USgpm (158.76 l/min)
	50:	50 USgpm (189.00 l/min)
	60:	60 USgpm (226.80 l/min)

?? - Shaft

20V	1:	7/8 Parallel keyed
	151:	7/8 x 13 tooth spline
25V	1:	7/8 Parallel keyed
	3:	7/8 woodruff keyed
	11:	7/8 x 13 tooth spline
	25:	1 1/4 x 14 tooth spline
	127:	1 1/4 x 14 tooth spline - long
35V	1:	1 1/4 Parallel keyed
	11:	1 1/4 x 14 tooth spline
	19:	1 1/4 x 14 tooth spline - long
	86:	1 3/8 Parallel keyed
45V	1:	1 1/4 Parallel keyed
	11:	1.248 x 14 tooth spline
	19:	1.248 x 14 tooth spline - long
	86:	1 1/2 Parallel keyed

! - Rotation

R: Clockwise L: Anti-Clockwise

ORDERING CODE VQ SERIES 9I1/*****\$?\$?!\$

**** - Model

20VQ, 25VQ, 35VQ, 45VQ

\$\$ - Capacity of pump @ 1200rpm

20VQ	5:	5 USgpm (18.90 l/min)
	8:	8 USgpm (30.24 l/min)
	11:	11 USgpm (41.58 l/min)
	12:	12 USgpm (45.36 l/min)
	14:	14 USgpm (52.92 l/min)
25VQ	12:	12 USgpm (45.36 l/min)
	14:	14 USgpm (52.92 l/min)
	17:	17 USgpm (64.26 l/min)
	21:	21 USgpm (79.38 l/min)
35VQ	21:	21 USgpm (79.38 l/min)
	25:	25 USgpm (94.50 l/min)
	30:	30 USgpm (113.40 l/min)
	35:	35 USgpm (132.30 l/min)
	38:	38 USgpm (143.64 l/min)
45VQ	42:	42 USgpm (158.76 l/min)
	50:	50 USgpm (189.00 l/min)
	60:	60 USgpm (226.80 l/min)

?? - Shaft:

20VQ	1:	7/8 parallel keyed
	151:	7/8 x 13 tooth spline
25VQ	1:	7/8 parallel keyed
	3:	7/8 woodruff keyed
	11:	7/8 x 13 tooth spline
	25:	1 1/4 x 14 tooth spline
	127:	1 1/4 x 14 tooth spline - long
35VQ	1:	1 1/4 parallel keyed
	11:	1 1/4 x 14 tooth spline
	19:	1 1/4 x 14 tooth spline - long
	86:	1 3/8 Parallel keyed
45VQ	1:	1 1/4 Parallel keyed
	11:	1.248 x 14 tooth spline
	19:	1.248 x 14 tooth spline - long
	86:	1 1/2 Parallel keyed

! - Rotation

R: Clockwise L: Anti-Clockwise

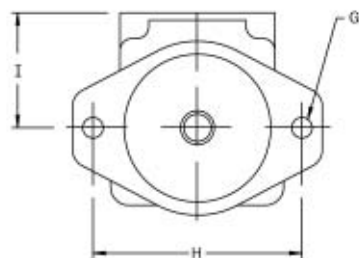
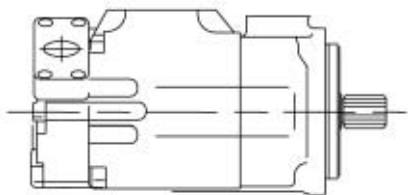
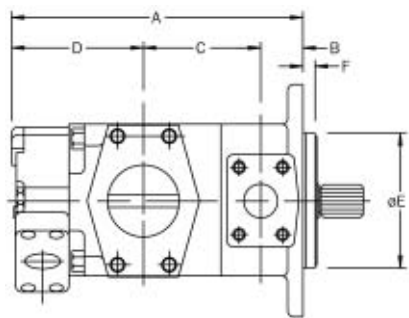
2520V/3520V/3525V/4520V/4525V/4535V & 2520VQ/3520VQ/3525VQ/4520VQ/4525VQ/4535VQ
DOUBLE VANE PUMPS

FOR PRICES
contact White
House Products
by telephone,
fax or e-mail or
refer to website
www.whp.co.uk



	DIMENSION											
	2520		3520		3525		4520		4525		4535	
	inches	mm	inches	mm	inches	mm	inches	mm	inches	mm	inches	mm
A	9.84	249.94	10.79	274.07	11.30	287.02	11.97	304.04	13.8	350.52	13.9	353.06
B	1.50	38.10	1.50	37.50	1.50	38.10	1.69	42.93	1.69	42.93	1.69	42.93
C	4.00	101.60	4.50	114.30	4.50	114.30	4.70	119.38	4.70	119.38	5.25	133.35
D	3.47	88.14	3.92	99.57	4.312	109.53	4.70	119.38	5.35	135.89	5.84	148.34
E	4"Ø SAE'B'	101.6Ø SAE'B'	5"Ø SAE'C'	127Ø SAE'C'	5"Ø SAE'C'	127Ø SAE'C'	5"Ø SAE'C'	127Ø SAE'C'	5"Ø SAE'C'	127Ø SAE'C'	5"Ø SAE'C'	127Ø SAE'C'
F	0.375	9.53	0.375	9.53	0.375	9.53	0.500	12.70	0.500	12.70	0.500	12.70
G	0.56	14.22	0.688	17.48	0.688	17.48	0.688	17.48	0.688	17.48	0.688	17.48
H	5.75	146.05	7.125	180.98	7.125	180.98	7.125	180.98	7.125	180.98	7.125	180.98
I	3.38	85.85	3.50	88.90	3.50	88.90	4.03	102.36	4.03	102.36	4.03	102.36
Inlet	2 1/2"	63.50	3"	76.20	3"	76.20	3 1/2"	88.90	3 1/2"	88.90	4"	101.60
Outlet 1	1"	25.40	1 1/4"	31.75	1 1/4"	31.75	1 1/2"	38.10	1 1/2"	38.10	1 1/2"	38.10
Outlet 2	3/4"	19.05	3/4"	19.05	1"	25.40	3/4"	19.05	1"	25.40	1 1/4"	31.75

Front Port can be either inline with inlet or at 90°, 180° or 270°



**2520V/3520V/3525V/4520V/4525V/4535V & 2520VQ/3520VQ/3525VQ/4520VQ/4525VQ/4535VQ
DOUBLE VANE PUMPS contd.**

SHAFT END										
Model Series	Capacity		Displacement		Maximum speed	Maximum pressure		Typical delivery		Typical input power @ max. speed & pressure
	Delivery @ 1200rpm & 100 psi							@ max. speed & pressure		
	USgpm	l/min	in3/rev	cc/rev	rpm	psi	bar	USgpm	l/min	kW
2520V	12	45.36	2.47	40.5	1800	2500	175	16.4	62.0	23
	14	52.92	2.78	45.6	1800	2500	175	18.4	69.6	26
	17	64.26	3.39	55.6	1800	2500	175	22.8	86.2	27
	21	79.38	4.13	67.7	1800	2500	175	28.8	108.9	23
3250V	21	79.38	4.13	67.7	1800	2500	175	28.8	108.9	23
	25	94.50	4.94	81.0	1800	2500	175	33.9	128.1	46
	30	113.40	5.91	96.8	1800	2500	175	40.8	154.2	55
	35	132.30	6.83	111.9	1800	2500	175	48.0	181.4	62
3525V	38	143.64	7.37	120.8	1800	2500	175	51.2	193.5	66
	21	79.38	4.13	67.7	1800	2500	175	28.8	108.9	23
	25	94.50	4.94	81.0	1800	2500	175	33.9	128.1	46
	30	113.40	5.91	96.8	1800	2500	175	40.8	154.2	55
4520V	35	132.30	6.83	111.9	1800	2500	175	48.0	181.4	62
	38	143.64	7.37	120.8	1800	2500	175	51.2	193.5	66
	42	158.76	8.41	137.8	1800	2500	175	55.0	207.9	76
	50	189.00	9.85	161.4	1800	2500	175	57.0	215.5	83
4525V	60	226.80	11.75	192.5	1800	2500	175	67.0	253.3	88
	42	158.76	8.41	137.8	1800	2500	175	55.0	207.9	76
	50	189.00	9.85	161.4	1800	2500	175	57.0	215.5	83
4535V	60	226.80	11.75	192.5	1800	2500	175	67.0	253.3	88

COVER END											
Model Series	Capacity		Displacement		Maximum speed	Maximum pressure		Typical delivery		Typical input power @ max. speed & pressure	Weight
	Delivery @ 1200rpm & 100 psi							@ max. speed & pressure			
		USgpm	l/min	in3/rev	cc/rev	rpm	psi	bar	USgpm	l/min	kW
2520V	5	18.90	1.10	18.0	1800	3000	210	7.2	27.2	13	20.4
	8	30.24	1.67	27.4	1800	3000	210	11.1	42.0	19	
	11	41.58	2.22	36.4	1800	3000	210	13.1	49.5	26	
	12	45.36	2.41	39.5	1800	2500	175	17.4	65.8	22	
	14	52.92	2.78	45.6	1800	2000	140	18.6	70.3	26	
3250V	5	18.90	1.10	18.0	1800	3000	210	7.2	27.2	13	34.0
	8	30.24	1.67	27.4	1800	3000	210	11.1	42.0	19	
	11	41.58	2.22	36.4	1800	3000	210	13.1	49.5	26	
	12	45.36	2.41	39.5	1800	2500	175	17.4	65.8	22	
	14	52.92	2.78	45.6	1800	2500	175	18.6	70.3	26	
3525V	12	45.36	2.41	39.5	1800	2500	175	16.0	60.5	23	34.5
	14	52.92	2.81	46.0	1800	2500	175	18.6	70.3	26	
	17	64.26	3.39	55.6	1800	2500	175	22.5	85.1	27	
	21	79.38	4.13	67.7	1800	2500	175	27.5	104.0	34	
4520V	5	18.90	1.10	18.0	1800	3000	210	7.2	27.2	13	42.6
	8	30.24	1.67	27.4	1800	3000	210	11.1	42.0	19	
	11	41.58	2.22	36.4	1800	3000	210	13.1	49.5	26	
	12	45.36	2.41	39.5	1800	2500	175	17.4	65.8	22	
	14	52.92	2.78	45.6	1800	2500	175	18.4	69.6	26	
4525V	12	45.36	2.47	40.5	1800	2500	175	16.4	62.0	23	45.8
	14	52.92	2.78	45.6	1800	2500	175	18.4	69.6	26	
	17	64.26	3.39	55.6	1800	2500	175	22.8	86.2	27	
	21	79.38	4.13	67.7	1800	2500	175	27.5	104.0	34	
4535V	25	94.50	4.94	81.0	1800	2500	175	33.9	128.1	46	53.5
	30	113.40	5.19	85.0	1800	2500	175	40.8	154.2	55	
	35	132.30	6.83	111.9	1800	2500	175	48.0	181.4	62	
	38	143.64	7.37	120.8	1800	2500	175	51.2	193.5	66	

**2520V/3520V/3525V/4520V/4525V/4535V & 2520VQ/3520VQ/3525VQ/4520VQ/4525VQ/4535VQ
DOUBLE VANE PUMPS contd.**

SHAFT END										
Model Series	Capacity		Displacement		Maximum speed	Maximum pressure		Typical delivery		Typical input power @ max. speed & pressure
	Delivery @ 1200rpm & 100 psi							@ max. speed & pressure		
	USgpm	l/min	in ³ /rev	cc/rev	rpm	psi	bar	USgpm	l/min	kW
2520VQ	12	45.36	2.45	40.1	2700	3000	210	23.0	87.0	41.0
	14	52.92	2.76	45.2	2700	3000	210	27.0	102.0	46.5
	17	64.26	3.37	55.2	2500	3000	210	31.0	117.0	52.0
	21	79.38	4.12	67.5	2500	3000	210	38.0	144.0	62.0
3520VQ	21	79.38	4.12	67.5	2500	3000	210	38.0	144.0	62.0
	25	94.50	4.98	81.6	2500	3000	210	45.0	170.0	75.5
	30	113.40	5.96	97.7	2500	3000	210	55.0	208.0	87.5
	35	132.30	6.88	112.7	2400	3000	210	60.0	227.0	177.0
3525VQ	38	143.64	7.42	121.6	2400	3000	210	65.0	246.0	104.5
	21	79.38	4.12	67.5	2500	3000	210	38.0	144.0	62.0
	25	94.50	4.98	81.6	2500	3000	210	45.0	170.0	75.5
	30	113.40	5.96	97.7	2500	3000	210	55.0	208.0	87.5
4520VQ	35	132.30	6.88	112.7	2400	3000	210	60.0	227.0	177.0
	38	143.64	7.42	121.6	2400	3000	210	65.0	246.0	104.5
	42	158.76	8.46	138.6	2200	2500	175	66.5	251.5	91.5
	50	189.00	9.90	162.2	2200	2500	175	79.0	299.0	105.0
4525VQ	60	226.80	11.80	193.4	2200	2500	175	96.0	363.5	126.5
	42	158.76	8.46	138.6	2200	2500	175	66.5	251.5	91.5
	50	189.00	9.90	162.2	2200	2500	175	79.0	299.0	105.0
4535VQ	60	226.80	11.80	193.4	2200	2500	175	96.0	363.5	126.5
	42	158.76	8.46	138.6	2200	2500	175	66.5	251.5	91.5
	50	189.00	9.90	162.2	2200	2500	175	79.0	299.0	105.0
	60	226.80	11.80	193.4	2200	2500	175	96.0	363.5	126.5

COVER END											
Model Series	Capacity		Displacement		Maximum speed	Maximum pressure		Typical delivery		Typical input power @ max. speed & pressure	Weight
	Delivery @ 1200rpm & 100 psi							@ max. speed & pressure			
		USgpm	l/min	in³/rev	cc/rev	rpm	psi	bar	USgpm	l/min	kW
2520VQ	5	18.90	1.10	18.0	2700	3000	210	11.0	41.5	18.0	20.4
	8	30.24	1.67	27.4	2700	3000	210	17.0	64.0	26.0	
	11	41.58	2.22	36.4	2700	3000	210	23.0	87.0	35.5	
	12	45.36	2.41	39.5	2700	2300	160	25.5	96.5	28.5	
	14	52.92	2.80	45.9	2700	2000	140	30.0	113.5	29.0	
3520VQ	5	18.90	1.10	18.0	2500	3000	210	10.0	38.0	16.5	34.0
	8	30.24	1.67	27.4	2500	3000	210	16.0	61.0	24.0	
	11	41.58	2.22	36.4	2500	3000	210	21.0	79.5	33.0	
	12	45.36	2.41	39.5	2500	2300	160	23.5	89.0	26.0	
	14	52.92	2.80	45.9	2500	2000	140	27.5	104.0	77.0	
3525VQ	12	45.36	2.45	40.1	2500	3000	210	21.0	79.5	38.0	34.5
	14	52.92	2.76	45.2	2500	3000	210	24.0	91.0	43.0	
	17	64.26	3.37	55.2	2500	3000	210	31.0	117.0	51.5	
	21	79.38	4.12	67.5	2500	3000	210	38.0	144.0	62.0	
4520VQ	5	18.90	1.10	18.0	2200	3000	210	8.5	32.0	14.5	42.6
	8	30.24	1.67	27.4	2200	3000	210	13.5	51.0	21.0	
	11	41.58	2.22	36.4	2200	3000	210	18.0	68.0	28.5	
	12	45.36	2.41	39.5	2200	2300	160	20.5	77.5	23.0	
	14	52.92	2.80	45.9	2200	2000	140	24.0	91.0	24.0	
4525VQ	12	45.36	2.45	40.1	2200	3000	210	18.0	68.0	33.0	45.8
	14	52.92	2.76	45.2	2200	3000	210	21.0	79.5	38.0	
	17	64.26	3.37	55.2	2200	3000	210	26.5	100.0	45.5	
	21	79.38	4.12	67.5	2200	3000	210	33.0	125.0	54.5	
4535VQ	25	94.50	4.98	81.6	2200	3000	210	38.5	145.5	65.5	53.5
	30	113.40	5.96	97.7	2200	3000	210	47.0	178.0	77.5	
	35	132.30	6.88	112.7	2200	3000	210	55.0	208.0	89.5	
	38	143.64	7.42	121.6	2200	3000	210	59.0	223.0	97.0	

ORDERING CODE V SERIES 9I2/*****\$£?!!£

***** - Model

2520V, 3250V, 3525V, 4520V, 4525V, 4535V

\$£ - Capacity of front section @ 1200rpm

2520V	12:	12 USgpm (45.36 l/min)
	14:	14 USgpm (52.92 l/min)
	17:	17 USgpm (64.26 l/min)
	21:	21 USgpm (79.38 l/min)
3520V/	21:	21 USgpm (79.38 l/min)
3525V	25:	25 USgpm (94.50 l/min)
	30:	30 USgpm (113.40 l/min)
	35:	35 USgpm (132.30 l/min)
	38:	38 USgpm (143.64 l/min)
4520V/	42:	42 USgpm (158.76 l/min)
4525V/	50:	50 USgpm (189.00 l/min)
4535V	60:	60 USgpm (226.80 l/min)

?? - Capacity of back section @ 1200rpm

2520V/	5:	5 USgpm (18.90 l/min)
3520V/	8:	8 USgpm (30.24 l/min)
4520V	11:	11 USgpm (41.58 l/min)
	12:	12 USgpm (45.36 l/min)
	14:	14 USgpm (52.92 l/min)
3525V/	12:	12 USgpm (45.36 l/min)
4525V	14:	14 USgpm (52.92 l/min)
	17:	17 USgpm (64.26 l/min)
	21:	21 USgpm (79.38 l/min)
4535V	25:	25 USgpm (94.50 l/min)
	30:	30 USgpm (113.40 l/min)
	35:	35 USgpm (132.30 l/min)
	38:	38 USgpm (143.64 l/min)

!! - Shaft

2520V	1:	7/8 Parallel keyed
	11:	.873 x 13 tooth spline
	25:	1 1/4 x 14 tooth spline
3520V	1:	1 1/4 Parallel keyed
	11:	1.248 x 14 tooth spline
	86:	1 3/8 Parallel keyed
	113:	1.248 x 14 tooth spline - long
	114:	1.229 x 14 tooth spline
3525V	1:	1 1/4 Parallel keyed
	11:	1.248 x 14 tooth spline
	19:	1.248 x 14 tooth spline - long
	86:	1 3/8 Parallel keyed
	113:	1.229 x 14 tooth spline
	124:	1.229 x 14 tooth spline - long
4520V	1:	1 1/4 Parallel keyed
	11:	1.248 x 14 tooth spline
	13:	1.23 x 14 tooth spline
	19:	1 1/4 x 14 tooth spline
	86:	1 1/2 Parallel keyed
	114:	1.229 x 14 tooth spline
4525V	1:	1 1/4 Parallel keyed
	11:	1 1/4 x 14 tooth spline
	19:	1 1/4 x 14 tooth spline - long
	86:	1 1/2 Parallel keyed
4535V	1:	1 1/4 Parallel keyed
	11:	1.248 x 14 tooth spline
	86:	1 1/2 Parallel keyed

£ - Rotation

R: Clockwise L: Anti-clockwise

ORDERING CODE VQ SERIES 9I2/*****\$£?!!£

***** - Model

2520VQ, 3250VQ, 3525VQ, 4520VQ, 4525VQ, 4535VQ

\$£ - Capacity of front section @ 1200rpm

2520VQ	12:	12 USgpm (45.36 l/min)
	14:	14 USgpm (52.92 l/min)
	17:	17 USgpm (64.26 l/min)
	21:	21 USgpm (79.38 l/min)
3520VQ/	21:	21 USgpm (79.38 l/min)
3525VQ	25:	25 USgpm (94.5 l/min)
	30:	30 USgpm (113.40 l/min)
	35:	35 USgpm (132.30 l/min)
	38:	38 USgpm (143.64 l/min)
4520VQ/	42:	42 USgpm (158.76 l/min)
4525VQ	50:	50 USgpm (189.00 l/min)
4535VQ	60:	60 USgpm (226.80 l/min)

?? - Capacity of back section @ 1200rpm

2520VQ/	5:	5 USgpm (18.90 l/min)
3520VQ/	8:	8 USgpm (30.24 l/min)
4520VQ	11:	11 USgpm (41.58 l/min)
	12:	12 USgpm (45.36 l/min)
	14:	14 USgpm (52.92 l/min)
3525VQ/	12:	12 USgpm (45.36 l/min)
4525VQ	14:	14 USgpm (52.92 l/min)
	17:	17 USgpm (64.26 l/min)
	21:	21 USgpm (79.38 l/min)
4535VQ	25:	25 USgpm (94.50 l/min)
	30:	30 USgpm (113.40 l/min)
	35:	35 USgpm (132.30 l/min)
	38:	38 USgpm (143.64 l/min)

!! - Shaft

2520VQ	1:	7/8 Parallel keyed
	11:	.873 x 13 tooth spline
	25:	1 1/4 x 14 tooth spline
3520VQ	1:	1 1/4 Parallel keyed
	11:	1.248 x 14 tooth spline
	86:	1 3/8 Parallel keyed
	113:	1.248 x 14 tooth spline - long
	114:	1.229 x 14 tooth spline
3525VQ	1:	1 1/4 Parallel keyed
	11:	1.248 x 14 tooth spline
	19:	1.248 x 14 tooth spline - long
	86:	1 3/8 Parallel keyed
	113:	1.229 x 14 tooth spline
	124:	1.229 x 14 tooth spline - long
4520VQ	1:	1 1/4 Parallel keyed
	11:	1.248 x 14 tooth spline
	13:	1.23 x 14 tooth spline
	19:	1 1/4 x 14 tooth spline
	86:	1 1/2 Parallel keyed
	114:	1.229 x 14 tooth spline
4525VQ	1:	1 1/4 Parallel keyed
	11:	1 1/4 x 14 tooth spline
	19:	1 1/4 x 14 tooth spline - long
	86:	1 1/2 Parallel keyed
4535VQ	1:	1 1/4 Parallel keyed
	11:	1.248 x 14 tooth spline
	86:	1 1/2 Parallel keyed

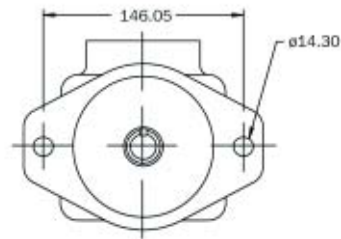
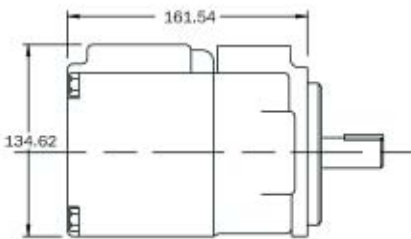
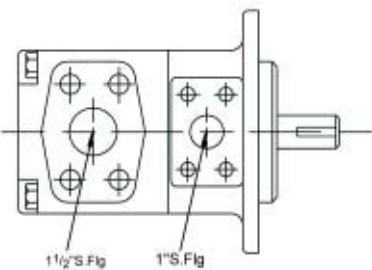
£ - Rotation

R: Clockwise L: Anti-clockwise

T6C SINGLE VANE PUMPS

FOR PRICES
contact White House Products by
telephone, fax or e-mail or
refer to website www.whp.co.uk

Max Speed:
2800 rpm
Min Speed:
600 rpm
Max Pressure:
4000 psi



ORDERING CODE 9I1/T6C**\$?!

**** - Capacity of pump @ 1200rpm**

03: 3 USgpm (11.34 l/min)	05: 5 USgpm (18.90 l/min)
06: 6 USgpm (22.68 l/min)	08: 8 USgpm (30.24 l/min)
10: 10 USgpm (37.80 l/min)	12: 12 USgpm (45.36 l/min)
14: 14 USgpm (52.92 l/min)	17: 17 USgpm (64.26 l/min)
22: 22 USgpm (83.16 l/min)	25: 25 USgpm (94.50 l/min)
28: 28 USgpm (105.84 l/min)	31: 31 USgpm (117.18 l/min)

\$ - Shaft
1: 7/8 Parallel keyed **3:** SAE "B" 13 tooth spline

? - Rotation
R: Clockwise **L:** Anti-clockwise

! - Design
1

VANE PUMP SPARES

Bearings



Shafts



Seals



T6CC DOUBLE VANE PUMPS

FOR PRICES

contact White House Products by
telephone, fax or e-mail or
refer to website www.whp.co.uk

Max Speed:

2800 rpm

Min Speed:

600 rpm

Max Pressure:

4000 psi



ORDERING CODE 9I2/T6CC**\$\$?!

** - Capacity of front section @ 1200rpm

03: 3 USgpm (11.34 l/min)	05: 5 USgpm (18.90 l/min)
06: 6 USgpm (22.68 l/min)	08: 8 USgpm (30.24 l/min)
10: 10 USgpm (37.80 l/min)	12: 12 USgpm (45.36 l/min)
14: 14 USgpm (52.92 l/min)	17: 17 USgpm (64.26 l/min)
20: 20 USgpm (75.60 l/min)	22: 22 USgpm (83.16 l/min)
25: 25 USgpm (94.50 l/min)	28: 28 USgpm (105.84 l/min)
31: 31 USgpm (117.18 l/min)	

\$\$ - Capacity of back section @ 1200rpm

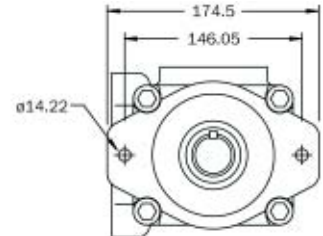
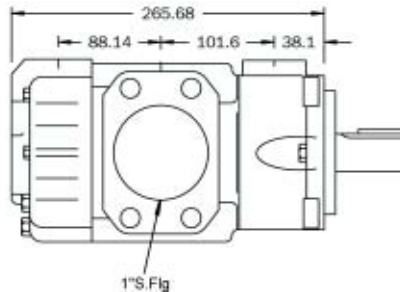
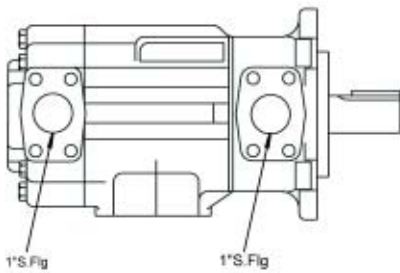
03: 3 USgpm (11.34 l/min)	05: 5 USgpm (18.90 l/min)
06: 6 USgpm (22.68 l/min)	08: 8 USgpm (30.24 l/min)
10: 10 USgpm (37.80 l/min)	12: 12 USgpm (45.36 l/min)
14: 14 USgpm (52.92 l/min)	17: 17 USgpm (64.26 l/min)
20: 20 USgpm (75.60 l/min)	22: 22 USgpm (83.16 l/min)
25: 25 USgpm (94.50 l/min)	28: 28 USgpm (105.84 l/min)
31: 31 USgpm (117.18 l/min)	

? - Shaft

1: 7/8 Parallel keyed 3: SAE "BB" 15 tooth spline 5: SAE "B" 13 tooth spline


! - Rotation

R: Clockwise L: Anti-clockwise



VANE PUMP SPARES contd.

Cam Rings



Housings

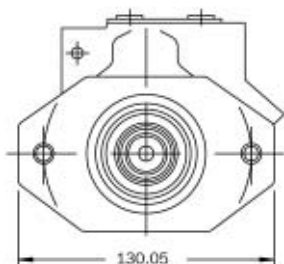


Cartridge Kits



VTM POWER STEERING PUMPS

FOR PRICES
contact White House Products by
telephone, fax or e-mail or
refer to website www.whp.co.uk



ORDERING CODE 9I1/VTM**\$\$??!!£

** - Capacity of pump @ 1200rpm

10:	1 USgpm (3.78 l/min)	15:	1.5 USgpm (5.67 l/min)
20:	2 USgpm (7.56 l/min)	40:	4 USgpm (15.12 l/min)
50:	5 USgpm (18.90 l/min)	60:	6 USgpm (22.68 l/min)

\$\$ - Controlled flow

15:	1.5 USgpm (5.67 l/min)	20:	2.0 USgpm (7.56 l/min)
25:	2.5 USgpm (9.45 l/min)	30:	3.0 USgpm (11.34 l/min)
35:	3.5 USgpm (13.23 l/min)	40:	4.0 USgpm (15.12 l/min)
45:	4.5 USgpm (17.01 l/min)	50:	5.0 USgpm (18.90 l/min)
55:	5.5 USgpm (20.79 l/min)	60:	6.0 USgpm (22.68 l/min)
65:	6.5 USgpm (24.57 l/min)	70:	7.0 USgpm (26.46 l/min)
75:	7.5 USgpm (28.35 l/min)		

?? - Relief setting

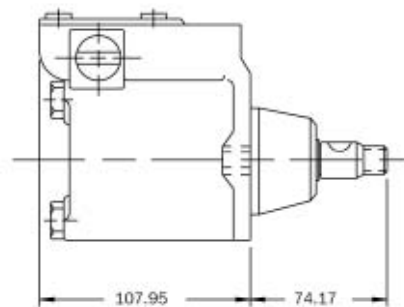
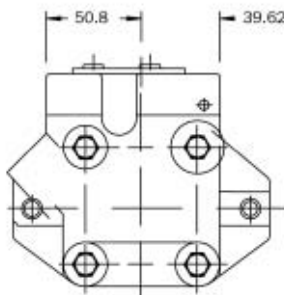
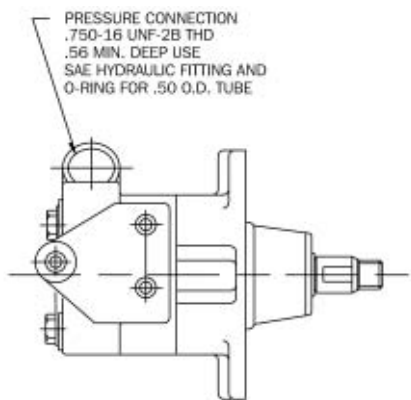
05:	35 bar (500 psi)	07:	52 bar (750 psi)
10:	69 bar (1000 psi)	12:	86 bar (1250 psi)
15:	103 bar (1500 psi)	17:	121 bar (1750 psi)
20:	138 bar (2000 psi)		

!! - Tank

NO: No tank ST: Small tank BT: Big tank MN: Manifold

£ - Rotation

R: Clockwise L: Anti-Clockwise



Model Series	Capacity		Displacement		Maximum speed - rpm			Maximum pressure		Weight
	Delivery @ 1200rpm & 100 psi									
	USgpm	l/min	in³/rev	cc/rev	@ 100 psi	@ 1500 psi	@ 2000 psi	psi	bar	kg
VTM	1	3.78	0.21	3.4	7000	5000	4250	2000	140	6.4
	1.5	5.67	0.31	5.1	7000	4500	4000			
	2	7.56	0.38	6.2	7000	4200	3800			
	4	15.12	0.79	12.9	7000	2800	2800			
	5	18.90	0.96	15.7	6000	2600	2300			
	6	22.68	1.18	19.3	5000	2500	2000			

25M/35M/45M VANE MOTORS

FOR PRICES

contact White House Products by
telephone, fax or e-mail or
refer to website www.whp.co.uk

Max Speed:

4000 @ 500 psi

Max Pressure:

2500 @ 3000 rpm



ORDERING CODE 9IM/25M**\$\$

** - Ring Size

42: 43.9 cc/rev (2.7 in³/rev)

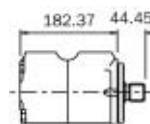
55: 57.7 cc/rev (3.5 in³/rev)

65: 68.7 cc/rev (4.2 in³/rev)

\$\$ - Shaft

1: 7/8 parallel keyed 11: 7/8 x 13 tooth spline

25M



ORDERING CODE 9IM/35M***\$\$

*** - Ring Size

80: 83.6 cc/rev (5.1 in³/rev)

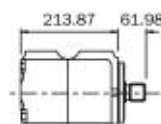
95: 100.3 cc/rev (6.9 in³/rev)

115: 122.9 cc/rev (8.5 in³/rev)

\$\$ - Shaft

1: 1 1/4 parallel keyed 11: 1 1/4 x 14 tooth spline

35M



ORDERING CODE 9IM/45M***\$\$

*** - Ring Size

130: 138.0 cc/rev (8.4 in³/rev)

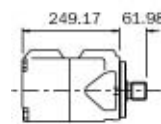
155: 163.2 cc/rev (10.0 in³/rev)

185: 193.2 cc/rev (11.8 in³/rev)

\$\$ - Shaft

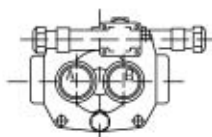
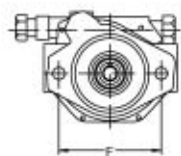
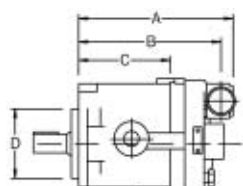
1: 1 1/4 parallel keyed 11: 1 1/4 x 14 tooth spline

45M



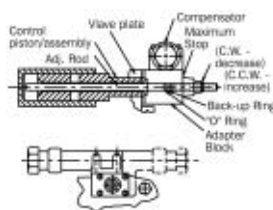
PVB5, PVB6, PVB10, PVB15, PVB20, PVB29 VARIABLE DISPLACEMENT AXIAL PISTON PUMPS

FOR PRICES contact White House Products by telephone, fax or e-mail or refer to website www.whp.co.uk	DIMENSION									
	A		B		C		D		E	
	inches	mm	inches	mm	inches	mm	inches	mm	inches	mm
PVB5/6	6.97	177.04	6.41	162.81	4.28	108.71	3.25	82.55	4.18	106.17
PVB10/15	8.19	208.03	7.63	193.8	4.87	123.7	4	101.6	5.75	146.05
PVB20/29	9.30	236.22	8.73	221.74	4.86	123.44	5.000/4.998	127.00/126.95	7.125	180.98



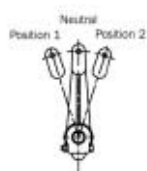
Rotation	Oil Port	
	Inlet	Outlet
R.H.	A	B
L.H.	B	A

OPTIONAL CONTROLS



Control "C"

- Maximum volume stop incorporates the "C" compensator with an adjustable volume stop. The maximum pump delivery is externally adjusted.



Control "M"

- "M" control provides manual adjustment of pump flow. Level must be secured in position to maintain prescribed flow.

Rotation	Level Position	Outlet Port
R.H.	1	A
R.H.	2	B
L.H.	1	B
L.H.	2	A

ORDERING CODE 811/PVB**\$???!££

** - Capacity

- 5: 10.54 cc/rev (0.643 in³/rev)
- 6: 13.82 cc/rev (0.843 in³/rev)
- 10: 21.14 cc/rev (1.29 in³/rev)
- 15: 32.94 cc/rev (2.01 in³/rev)
- 20: 42.78 cc/rev (2.61 in³/rev)
- 29: 61.63 cc/rev (3.76 in³/rev)

\$ - Rotation

R: Clockwise L: Anti-Clockwise

??? - Control (see below)

CM C CG CVP M

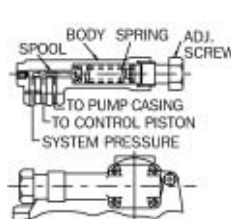
! - Optional Maximum Volume Stop (see below)

C

££ - Design

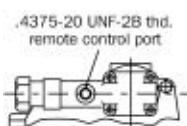
70

OPTIONAL CONTROLS



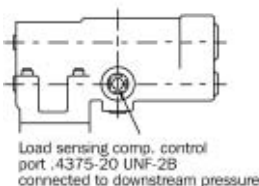
Control "CM" (942159N)/ Control "C" (942158N)

- Pressure Compensator
- "C" control maintains pump volume requirements of the system until a preselected operating pressure is reached. Pump displacement is then reduced to zero.
- "CM" range 250 - 1500 psi
- "C" range 250 - 3000 psi



Control "CG" (942480N)

- Remote Pressure Compensator
- "CG" control operates the same as "C" control except pressure setting can be adjusted using a remote relief valve connected to the remote control port



Control "CVP" (924069N)

- Load Sensing/Pressure Limiter
- "CVP" compensator provides load sensing control to automatically adjust pump flow in response to a remote pressure signal. A compensator control is also incorporated to a limit maximum working pressure.

FIXED DISPLACEMENT BENT AXIS PISTON PUMP WITH DIN/ZF 4 BOLT MOUNT & 8 TOOTH SPLINE SHAFT

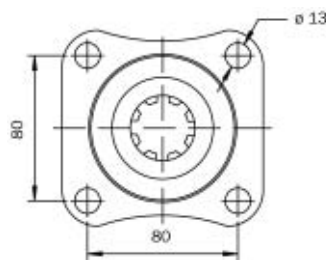
SPECIFICATIONS							
PUMP TYPE		8R1/KFA2F023	8R1/KFA2F032	8R1/KFA2F045	8R1/KFA2F063	8R1/KFA2F080	8R1/KFA2F107
Displacement	cm ³	22.9	32	45.6	63	80.4	106.7
	[in ³]	1.40	1.95	2.78	3.84	4.90	6.51
Nominal Pressure	Bar	300	300	300	300	300	300
Peak Pressure	Bar	350	350	350	350	350	350
Max speed at 1 bar	rpm	2500	2500	2240	2000	1800	1600
Max output flow at max speed	l/min	56	78	99	122	140	166
Max drive power at max output flow P = 300 bar	kw	28	39	50	61	70	83
Torque	P = 300 bar Nm	109	153	218	301	384	509
	P = 350 bar Nm	128	178	254	351	448	594
Weight	kg	5.8	5.8	8.0	9.0	11.6	14.5

Direction of rotation set by position of the pressure flange adaptor in the port end cover

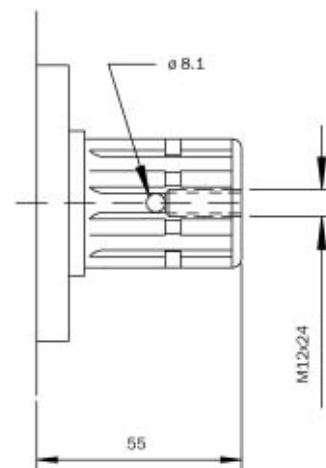
FOR PRICES contact White House Products by telephone, fax or e-mail or refer to website www.whp.co.uk



Flange type



Shaft type



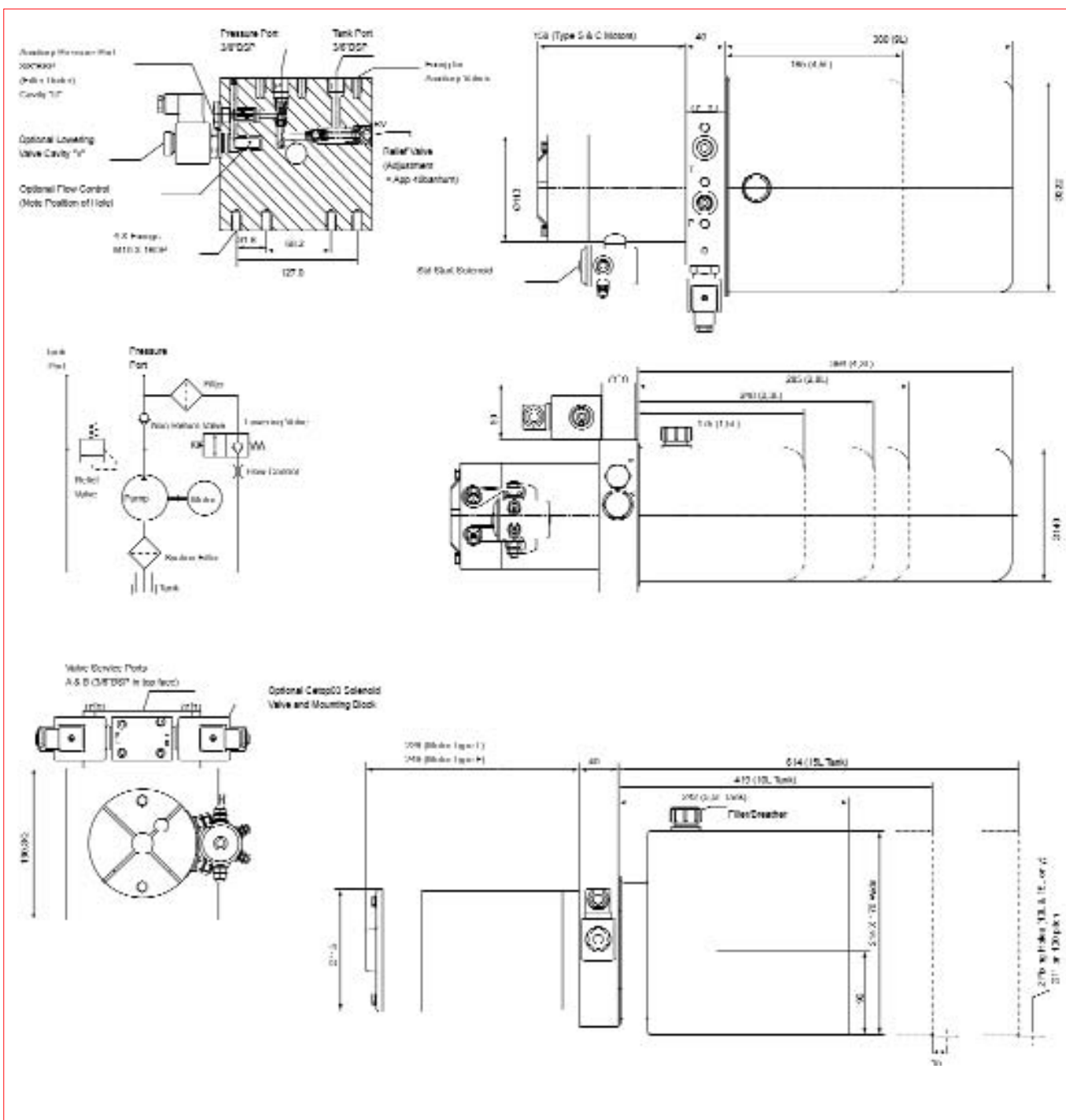
DC POWER PACKS

FOR PRICES contact White House Products by telephone, fax or e-mail or refer to website www.whp.co.uk

- Industry standard 12v & 24v dc power packs for a wide range of mobile applications
- Flows up to 20 l/min
- Pressures up to 270 bar
- Motors: 16kW and 3kW (nominal ratings)

FEATURES

- Pressure balanced gear pumps for quiet operation
- High quality motors with replaceable brushes
- Versatile horizontal or vertical configuration
- Interchanges with market-leading products
- Solid aluminium alloy centre plate
- Wide range of options available
- Precision "quiet" relief valve



PERFORMANCE DATA - Motor Type S (Ø113mm)

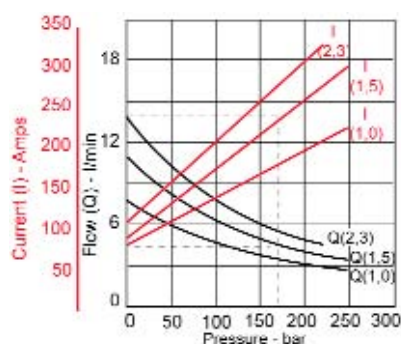
Nominal performance of motor/pump combinations at constant voltage and at a nominal 20-25°C with ISO VG22 oil

Ratings:

S2 is short-time operation rating and is the time in minutes for the brush temperature to reach 150°C. For example, a 12V motor with a 1.5 cc/rev pump delivers 4.8 l/min at 170 bar drawing a current of 229 amps. It could be operated from cold for 2.3 minutes under these conditions before the motor reaches its maximum permissible temperature. The motor would have to be fully cooled before repeating the cycle.

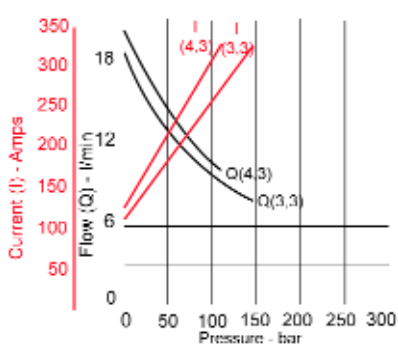
S3 is the duty rating expressed as the percentage ON time in a 10 minute cycle. For example, a 10% S3 rating is one minute ON followed by 9 minutes OFF.

12V MOTOR



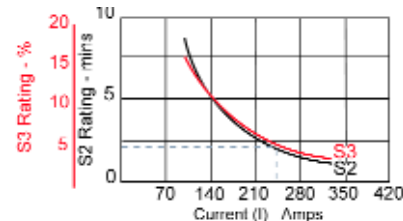
For pump capacities

1.0cc/rev, 1.5cc/rev, 2.3cc/rev



For pump capacities

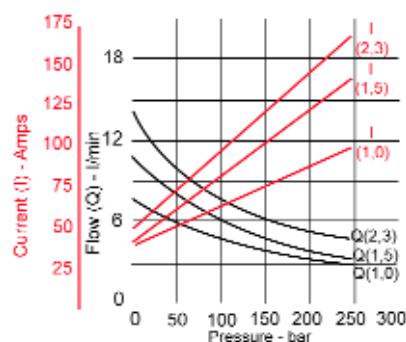
3.3cc/rev, 4.3cc/rev



Motor ratings S2 and S3

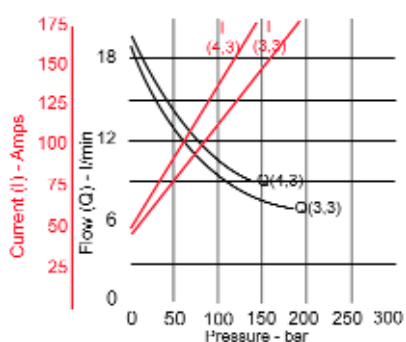
(See note above)

24V MOTOR



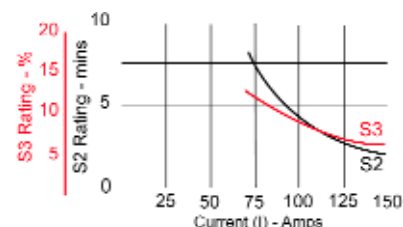
For pump capacities

1.0cc/rev, 1.5cc/rev, 2.3cc/rev



For pump capacities

3.3cc/rev, 4.3cc/rev



Motor ratings S2 and S3

(See note above)

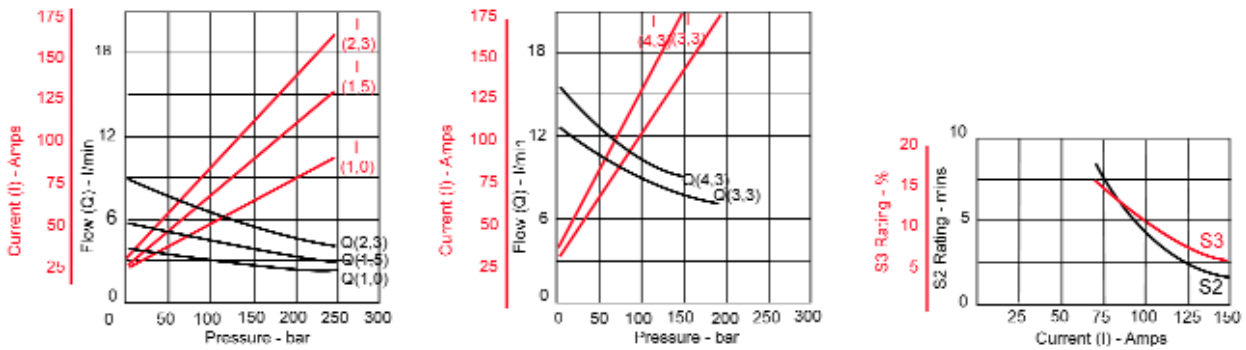
PERFORMANCE DATA - Motor Type C (Ø113mm)

Ratings:

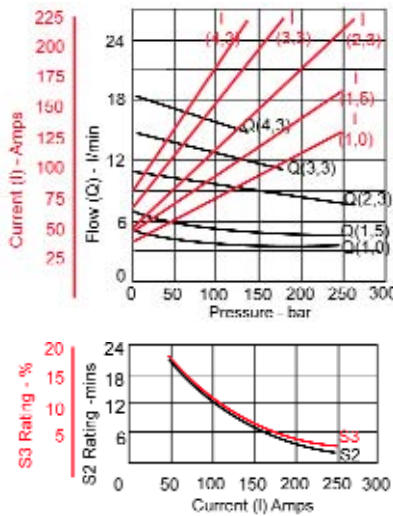
S2 is short-time operation rating and is the time in minutes for the brush temperature to reach 150°C. For example, a 12V motor with a 2.3 cc/rev pump delivers 4.4 l/min at 210 bar drawing a current of 227 amps. It could be operated from cold for 1 minute under these conditions before the motor reaches its maximum permissible temperature. The motor would have to be fully cooled before repeating the cycle.

S3 is the duty rating expressed as the percentage ON time in a 10 minute cycle. For example, a 10% S3 rating is one minute ON followed by 9 minutes OFF.

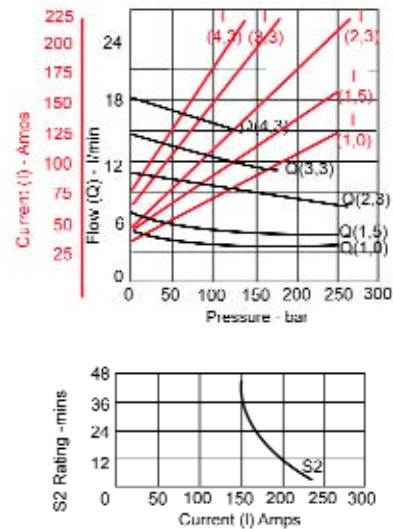
MOTOR TYPE 'C' (compound - 24V only)



MOTOR TYPE 'L' ('L' rated, 24V only)



MOTOR TYPE 'F' ('fan cooled, 24V only)



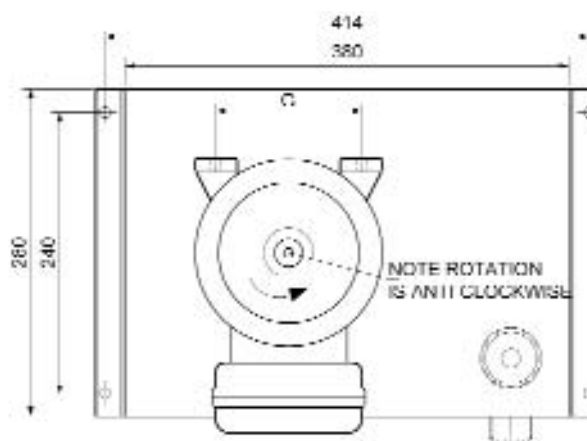
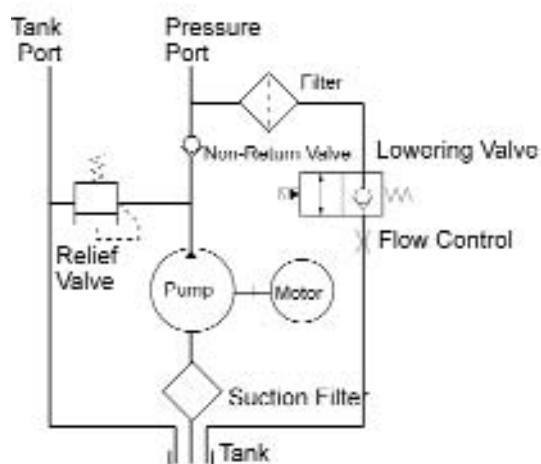
AC POWER PACKS

FOR PRICES contact White House Products by telephone, fax or e-mail or refer to website www.whp.co.uk

- Versatile range of single & three phase power packs for mobile and industrial applications
- Flows up to 12 l/min
- Pressures up to 270 bar
- Motors: 4kW (3-ph) and 2.2kW (3-ph)

FEATURES

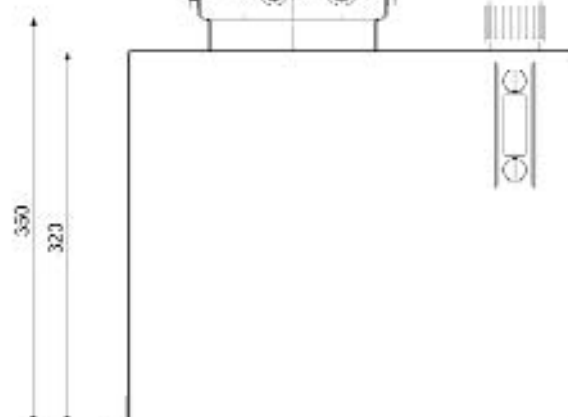
- Pressure balanced gear pumps for quiet operation
- Versatile horizontal or vertical configuration
- Interchanges with market-leading products
- Single phase motors will start under load
- Solid aluminium alloy centre plate
- Wide range of options available
- Precision "quiet" relief valve



1-PHASE MOTOR TERMINAL BOX SHOWN
3-PHASE BOX IS SMALLER

NOM 28L VERTICAL TANK
80 FRAME SINGLE PHASE MOTOR SHOWN
AL SO AVAIL ABLE AS HORIZONTAL ASSEMBLY

ADAPTOR DESIGN
FOR 71/80 FRAME MOTORS



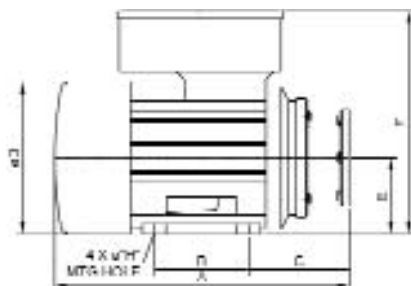
SELECTION - TECHNICAL

To select the pack needed refer to the chart below listing the flows and maximum pressures available from each pack.

Decide whether a single-phase or a three-phase power pack best suits the application and then select low speed (1400 rpm) or high speed (2820 rpm). Choose the pack with output flow and pressure nearest to the requirements of the application.

The dimensions of the motor and coupling adaptor may be found by reference to the lower charts.

Range Available



Flows in tables are maximum flows unloaded.
Higher pressures may be used for intermittent operation.
Please contact White House Products Ltd with specific requirements.

0.37 kW Motor (D)	Pump cc/rev	1400 rev/min		2820 rev/min	
		Flow litre/min	Pressure bar	Flow litre/min	Pressure bar
	1.0	1.4	125	2.8	65
	1.5	2.1	85	4.2	40
	2.3	3.2	55	6.5	30
	3.0	4.2	40		
	3.3	4.6	35		
	4.3	6.0	30		

0.55 kW Motor (D)	Pump cc/rev	1400 rev/min		2820 rev/min	
		Flow litre/min	Pressure bar	Flow litre/min	Pressure bar
	1.0	1.4	190	2.8	95
	1.5	2.1	125	4.2	65
	2.3	3.2	80	6.5	40
	3.0	4.2	65	8.5	30
	3.3	4.6	55	9.3	25
	4.3	6.0	45		

0.75 kW Motor (D)	Pump cc/rev	1400 rev/min		2820 rev/min	
		Flow litre/min	Pressure bar	Flow litre/min	Pressure bar
	1.0	1.4	250	2.8	125
	1.5	2.1	170	4.2	85
	2.3	3.2	110	6.5	55
	3.0	4.2	85	8.5	45
	3.3	4.6	75	9.3	40
	4.3	6.0	60	12.1	30

1.10 kW Motor (D)	Pump cc/rev	1400 rev/min		2820 rev/min	
		Flow litre/min	Pressure bar	Flow litre/min	Pressure bar
	1.0			2.8	185
	1.5	2.1	250	4.2	125
	2.3	3.2	160	6.5	80
	3.0	4.2	125	8.5	65
	3.3	4.6	115	9.3	55
	4.3	6.0	85	12.1	45

1.5 kW Motor (D)	Pump cc/rev	1400 rev/min		2820 rev/min	
		Flow litre/min	Pressure bar	Flow litre/min	Pressure bar
	1.5			4.2	170
	2.3	3.2	225	6.5	110
	3.0	4.2	170	8.5	85
	3.3	4.6	155	9.3	75
	4.3	6.0	120	12.1	60

2.2 kW Motor (D)	Pump cc/rev	1400 rev/min		2820 rev/min	
		Flow litre/min	Pressure bar	Flow litre/min	Pressure bar
	2.3			6.5	160
	3.0	4.2	250	8.5	125
	3.3	4.6	210	9.3	115
	4.3	6.0	170	12.1	85

3.0 kW Motor (D)	Pump cc/rev	1400 rev/min		2820 rev/min	
		Flow litre/min	Pressure bar	Flow litre/min	Pressure bar
	3.0			8.5	170
	3.3			9.3	155
	4.3			12.1	120

4.0 kW Motor (D)	Pump cc/rev	1400 rev/min		2820 rev/min	
		Flow litre/min	Pressure bar	Flow litre/min	Pressure bar
	3.0			8.5	225
	3.3			9.3	210
	4.3			12.1	160

Motor Dimensions (Typical)

Frame	One Phase Motors							
Size	Dim "A"	Dim "B"	Dim "C"	Dim "D"	Dim "E"	Dim "F"	Dim "G"	Dim "H"
71A/B	295	90	85	139	71	206	112	7
80A/B	317	100	90	160	80	234	125	8
90SB	378	100	119	180	90	252	140	9
90LB	403	125	119	180	90	252	140	9
100L/LA/LB	448	140	131	194	100	271	160	11

Frame	Three Phase Motors							
Size	Dim "A"	Dim "B"	Dim "C"	Dim "D"	Dim "E"	Dim "F"	Dim "G"	Dim "H"
71A/B	241	90	85	140	71	180	112	7
80A/B	270	100	90	160	80	206	125	8
90SB	310	100	119	180	90	217	140	9
90LB	335	125	119	180	90	217	140	9
100L/LA/LB	373	140	131	194	100	260	160	11
112M	391	140	138	218	112	284	190	11

Installation - Motor Selection

Motor kW	1400 rev/min		2800 rev/min	
	Single Phase	Three Phase	Single Phase	Three Phase
0.37	71B	71B	71A	71A
0.55	80A	80A	71B	71B
0.75	80B	80B	80A	80A
1.10	90SB	90S	80B	80B
1.50	90LB	90L	90SB	90S
2.20	100LD	100LA	100LB	90L
3.00	N/A	100LB	N/A	100L
4.00	N/A	112M	N/A	112M

Single phase motors are 220/240v 50Hz

Three phase motors are 380/415v 50Hz

TECHNICAL DATA ORDERING

Maximum Pressures (see performance curves)

1.0cc/rev: 275bar 1.5cc/rev: 275bar 2.3cc/rev: 275bar

3.3cc/rev: 240bar 4.3cc/rev: 200bar

Technical Specification

Hydraulic Fluid (recommended): Type Mineral based hydraulic oil (HM or HV)

Viscosity: Ambient > 0°C ISO VG22 to 46

Ambient Temperatures:

Maximum +40°C

Minimum -20°C

Weight: Typical assembly, dry 12.5kg

Options Available

Unloading valves

Filtration

Electrical controls

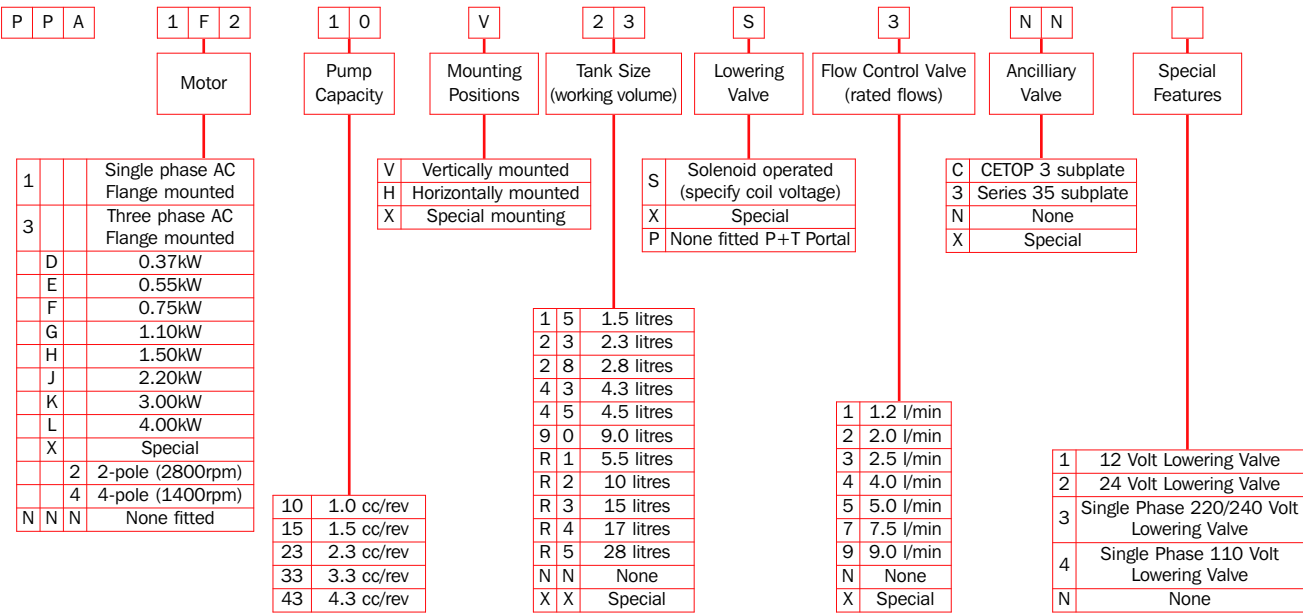
Manifolds/valves Cetop03

Manifolds/valves Series 35


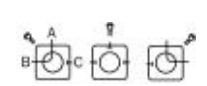

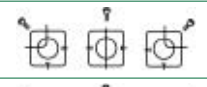

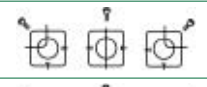

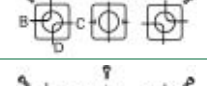



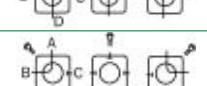









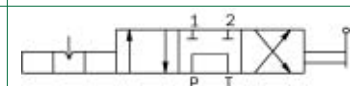
Larger tanks (17L & 28L), special tanks made to order

Complete systems if required


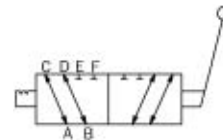

ORDERING CODES




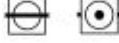
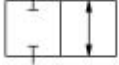
ROTARY VALVES

FOR PRICES contact White House Products by telephone, fax or e-mail or refer to website www.whp.co.uk	WHP Part No.	FUNCTION	
	V1660	3/8 BSP 3 port 2 way cast iron rotary valve 27 l/min (6 gpm)	
	V1821	1/2 BSP 3 port 2 way cast iron rotary valve 45 l/min (10 gpm)	
	V1660S	3/8 BSP 3 port 2 way steel rotary valve 27 l/min (6 gpm)	
	V1821S	1/2 BSP 3 port 2 way steel rotary valve 45 l/min (10 gpm)	
	V1860	3/8 BSP 4 port 3 way cast iron rotary valve 27 l/min (6 gpm)	
	V1920	1/2 BSP 4 port 3 way cast iron rotary valve 45 l/min (10 gpm)	
	V1860/C	3/8 BSP 4 port 3 way closed centre cast iron rotary valve 27 l/min (6 gpm)	
	V1920/C	1/2 BSP 4 port 3 way closed centre cast iron rotary valve 45 l/min (10 gpm)	
	V1860/O	3/8 BSP 4 port 3 way open centre cast iron rotary valve 27 l/min (6 gpm)	
	V1920/O	1/2 BSP 4 port 3 way open centre cast iron rotary valve 45 l/min (10 gpm)	
	V1860S	3/8 BSP 4 port 3 way steel rotary valve 27 l/min (6 gpm)	
	V1920S	1/2 BSP 4 port 3 way steel rotary valve 45 l/min (10 gpm)	
	V1860/CS	3/8 BSP 4 port 3 way closed centre steel rotary valve 27 l/min (6 gpm)	
	V1920/CS	1/2 BSP 4 port 3 way closed centre steel rotary valve 45 l/min (10 gpm)	
	V1860/OS	3/8 BSP 4 port 3 way open centre steel rotary valve 27 l/min (6 gpm)	
	V1920/OS	1/2 BSP 4 port 3 way open centre steel rotary valve 45 l/min (10 gpm)	
	V3059/C	3/4 BSP 3 port closed centre rotary valve 140 l/min (31 gpm)	
	V3059/O	3/4 BSP 3 port open centre rotary valve 140 l/min (31 gpm)	
	V3063/C	1" BSP 3 port closed centre rotary valve 200 l/min (44 gpm)	
	V3063/O	1" BSP 3 port open centre rotary valve 200 l/min (44 gpm)	
	V3060/C	3/4 BSP 4 port closed centre rotary valve 140 l/min (31 gpm)	
	V3060/O	3/4 BSP 4 port open centre rotary valve 140 l/min (31 gpm)	
	V3083/C	1 1/2 BSP 3 port closed centre rotary valve 280 l/min (62 gpm)	
	V2660A	OMP/OMR motor reversing valve	

DOUBLE DIVERTOR VALVES

FOR PRICES contact White House Products by telephone, fax or e-mail or refer to website www.whp.co.uk	WHP Part No.	FUNCTION	
	V3585M	3/4 BSP double divertor marinised 140 l/min (31 gpm)	
	V2585	1/2 BSP double acting service changeover valve 64 l/min (14 gpm)	


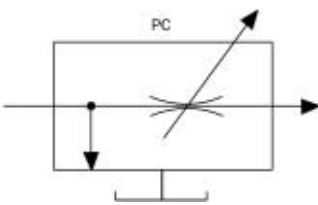


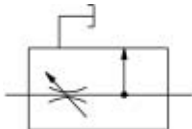
SHUT OFF VALVES

FOR PRICES contact White House Products by telephone, fax or e-mail or refer to website www.whp.co.uk	WHP Part No.	FUNCTION	
	V1830	3/8 BSP shut off valve 27 l/min (6 gpm)	 
	V1855	1/2 BSP shut off valve 45 l/min (10 gpm)	




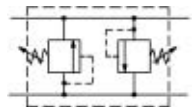
RELIEF VALVES

FOR PRICES contact White House Products by telephone, fax or e-mail or refer to website www.whp.co.uk	WHP Part No.	FUNCTION	
	V1835	3/8 BSP standard relief valve 36 l/min (8 gpm), 210 bar	 
	V1835/T	3/8 BSP inline relief valve 36 l/min (8 gpm), 210 bar	
	V2022	1/2 BSP inline relief valve direct acting 55 l/min (12 gpm), 210 bar	
	V3028	3/4 BSP inline relief valve pilot operated 100 l/min (22 gpm), 210 bar	
	V3068	1" BSP inline relief valve direct acting 150 l/min (84 gpm), 114-350 bar	
	V3070	1" BSP inline relief valve pilot operated 150 l/min (33 gpm), 50-400 bar	




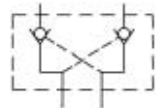


FLOW CONTROL VALVES

FOR PRICES contact White House Products by telephone, fax or e-mail or refer to website www.whp.co.uk	WHP Part No.	FUNCTION	
	V1729-S	3/4 BSP pressure port 1/2 BSP service/tank port priority port flow control valve screw adjusted 55 l/min (12 gpm)	
	V1729-K	3/4 BSP pressure/service/tank port priority port flow control valve knob adjusted 55 l/min (12 gpm)	
	V1076/S	Priority port flow control valve screw adjusted 100 l/min (22 gpm)	
	V1076/K	Priority port flow control valve knob adjusted 100 l/min (22 gpm)	


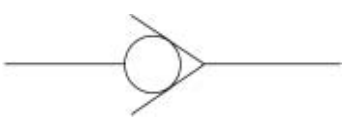
CROSS LINE RELIEF VALVES

FOR PRICES contact White House Products by telephone, fax or e-mail or refer to website www.whp.co.uk	WHP Part No.	FUNCTION	
	V1836	3/8 BSP ports single cross line relief valve 36 l/min (8 gpm)	
	V2595	3/8 BSP dual cross line relief valve 36 l/min (8 gpm), 210 bar	
	V2597	1/2 BSP dual cross line relief valve 55 l/min (12 gpm), 210 bar	
	V2598	3/4 BSP dual cross line relief valve 100 l/min (22 gpm), 210 bar	


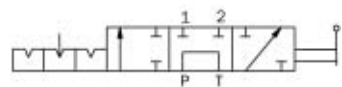


CHECK VALVES

FOR PRICES contact White House Products by telephone, fax or e-mail or refer to website www.whp.co.uk	WHP Part No.	FUNCTION	
	V1837	3/8 BSP ports check valve pilot operated 27 l/min (6 gpm)	
	V2030M	3/8 BSP ports double pilot operated check valve 36 l/min (8 gpm)	
	V2050M	1/2 BSP ports double pilot operated check valve 55 l/min (12 gpm)	
	V2547	1/2 BSP ports single pilot operated check valve 64 l/min (14 gpm)	


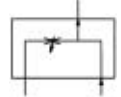

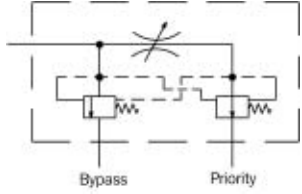

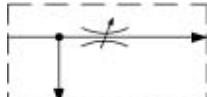
INLINE CHECK VALVES

FOR PRICES contact White House Products by telephone, fax or e-mail or refer to website www.whp.co.uk	WHP Part No.	FUNCTION	
	V2540	1/4 BSP female ports inline check valve 400 bar	
	V2541	3/8 BSP female ports inline check valve 350 bar	
	V2542	1/2 BSP female ports inline check valve 300 bar	
	V2543	3/4 BSP female ports inline check valve 250 bar	
	V2545	1" BSP female ports inline check valve 250 bar	


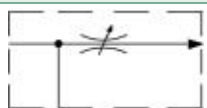
LINKAGE ISOLATOR VALVES

FOR PRICES contact White House Products by telephone, fax or e-mail or refer to website www.whp.co.uk	WHP Part No.	FUNCTION	
	V1985	3/8 BSP 2 port selector & linkage isolator valve 36 l/min (8 gpm)	
	V1719	3/8 BSP 3 port selector & linkage isolator valve 36 l/min (8 gpm)	


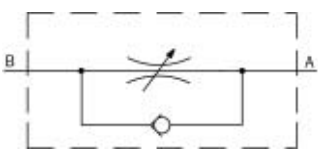
FLOW DIVIDER VALVES

FOR PRICES contact White House Products by telephone, fax or e-mail or refer to website www.whp.co.uk	WHP Part No.	FUNCTION	
	V2650M	1/2 BSP priority port flow divider valve knob adjusted 55 l/min (12 gpm)	
	V2650MS	1/2 BSP priority port flow divider valve screw adjusted 55 l/min (12 gpm)	
	V2741/K	3/4 BSP priority port flow divider 0-11 l/min (0-2 gpm)	
	V2742/K	1/2 BSP priority port flow divider 0-11 l/min (0-2 gpm)	
	V2743/K	3/4 BSP priority port flow divider 0-30 l/min (0-7 gpm)	
	V2745/K	3/4 BSP priority port flow divider 0-47 l/min (0-10 gpm)	
	V2746/K	3/4 BSP priority port flow divider 0-76 l/min (0-17 gpm)	
	V2747/K	3/4 BSP priority port flow divider 0-114 l/min (0-25 gpm)	
	V4929/K	1" BSP priority port flow divider valve 0-195 l/min (0-43 gpm)	



FLOW REGULATOR VALVE

FOR PRICES contact White House Products by telephone, fax or e-mail or refer to website www.whp.co.uk	WHP Part No.	FUNCTION	
	V4930/K	1" BSP priority port flow regulator valve 0-195 l/min (0-43 gpm)	


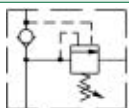

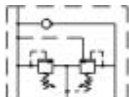
SPEED CONTROL VALVES

FOR PRICES contact White House Products by telephone, fax or e-mail or refer to website www.whp.co.uk	WHP Part No.	FUNCTION	
	V4729	1/4 BSP speed control valve 50 l/min (11 gpm)	
	V4730	3/8 BSP speed control valve 75 l/min (16 gpm)	
	V4731	1/2 BSP speed control valve 140 l/min (31 gpm)	
	V4732	3/4 BSP speed control valve 175 l/min (38 gpm)	





NEEDLE VALVES

FOR PRICES contact White House Products by telephone, fax or e-mail or refer to website www.whp.co.uk	WHP Part No.	FUNCTION	
	V4830	1/4 BSP needle valve 50 l/min (11 gpm)	
	V4831	3/8 BSP needle valve 75 l/min (16 gpm)	
	V4832	1/2 BSP needle valve 140 l/min (31 gpm)	
	V4834	3/4 BSP needle valve 175 l/min (38 gpm)	


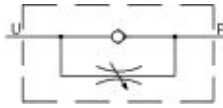
UNLOADER VALVES

FOR PRICES contact White House Products by telephone, fax or e-mail or refer to website www.whp.co.uk	WHP Part No.	FUNCTION	
	V2749	1" BSP single pump unloader valve 200 l/min (44 gpm)	
	V2751	3/4 BSP twin pump unloader valve 200 l/min (44 gpm)	


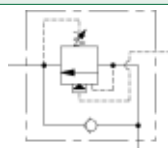
BALL VALVES

FOR PRICES contact White House Products by telephone, fax or e-mail or refer to website www.whp.co.uk	WHP Part No.	FUNCTION	
	V4804	1/4 BSP 2 port ball valve 500 bar	
	V4806	3/8 BSP 2 port ball valve 500 bar	
	V4808	1/2 BSP 2 port ball valve 500 bar	
	V4812	3/4 BSP 2 port ball valve 400 bar	
	V4816	1" BSP 2 port ball valve 350 bar	
	V4820	1 1/4 BSP 2 port ball valve 350 bar	
	V4824	1 1/2 BSP 2 port ball valve 350 bar	
	V5104	1/4 BSP 3 port 2 way ball valve 400 bar	
	V5106	3/8 BSP 3 port 2 way ball valve 400 bar	
	V5108	1/2 BSP 3 port 2 way ball valve 350 bar	
	V5112	3/4 BSP 3 port 2 way ball valve 350 bar	
	V5116	1" BSP 3 port 2 way ball valve 350 bar	
	V5120	1 1/4 BSP 3 port 2 way ball valve 350 bar	

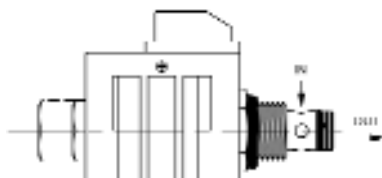

THROTTLE VALVES

FOR PRICES contact White House Products by telephone, fax or e-mail or refer to website www.whp.co.uk	WHP Part No.	FUNCTION	
	V6004	MK 6 Type 1/4 BSP throttle valve 16 l/min	
	V6006	MK 8 Type 3/8 BSP throttle valve 25 l/min	
	V6008	MK 10 Type 1/2 BSP throttle valve 50 l/min	

COUNTERBALANCE VALVES

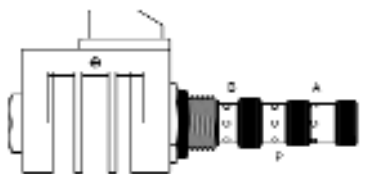
FOR PRICES contact White House Products by telephone, fax or e-mail or refer to website www.whp.co.uk	WHP Part No.	FUNCTION	
	V2761	1/2" Dual over centre valve 3:1 pilot ratio 60 l/min 70-280 bar	

SOLENOID VALVES



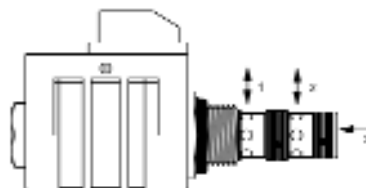

		WHP Part No.	Capacity		Pressure	
			Usgpm	l/min	psi	bar
	3/8 BSP	VS1803(*)	8	32	3000	210
	1/2 BSP	VS1801(*)	12	48	3500	240
	3/8 BSP	VS1804(*)	8	32	3000	210
	1/2 BSP	VS1802(*)	12	48	3500	240
	3/8 BSP	VS1805(*)	8	32	3000	210
	1/2 BSP	VS1816(*)	12	48	3500	240
	3/4 BSP	VS1811(*)	40	160	3000	210
	1/2 BSP	VS1812(*)	12	48	3500	240
	3/8 BSP	VS1817(*)	4	16	3000	210
	3/8 BSP	VS1806(*)	5	20	3000	210
	1/2 BSP	VS1815(*)	10	38	3000	210

* 12V, 24V, 110V or 220V



		WHP Part No.	Capacity		Pressure	
			Usgpm	l/min	psi	bar
	3/8 BSP	VS1813(*)	4	16	3000	210
	1/2 BSP	VS1807(*)	10	40	3000	210

* 12V, 24V, 110V or 220V



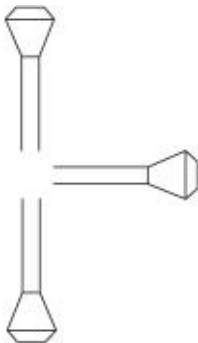
		WHP Part No.	Capacity		Pressure	
			Usgpm	l/min	psi	bar
	3/8 BSP	VS1810(*)	4	16	3000	210

* 12V, 24V, 110V or 220V

SPOOL VALVES

FOR PRICES contact White House Products by telephone, fax or e-mail or refer to website www.whp.co.uk

- Range of bankable valves V1000, V3000 and V5000 can be assembled in a large variety of combinations, 1 to 8 banks/sections
- Manual handlevers can be positioned in various directions:
- Remote cable control either single or joystick



FEATURES

- Excellent metering characteristics
- Good load holding
- Integral load check valve
- Open or closed centre assemblies
- Direct acting or piloted relief valves
- Robust enclosed lever mechanism
- Extensive range of ancillary valves
- All relief valves adjustable
- 100% production testing

V1000 3/8 BSP SPOOL VALVE

FOR PRICES price list - page 2 or refer to website www.whp.co.uk

3/8 BSP service ports

PERFORMANCE

Rated flow:

40 l/min [8.8 gpm]

Maximum pressure, service port:

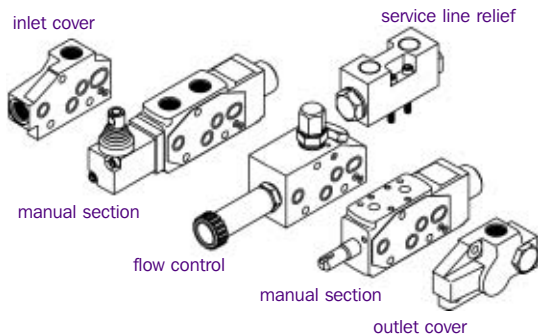
350 bar [5000 psi]

Maximum pressure, inlet port:

250 bar [3500 psi]

Maximum back pressure, outlet port:

25 bar [350 psi]



WEIGHTS

Section: 1.75 kg

End covers (pair): 0.54 kg

ORDERING CODE

Inlet Cover

V1006: Top Entry

V1006M: Top Entry Marinized

V1007: Closed Centre

V1008: Side Entry

V1008M: Side Entry Marinized

V1009: Closed Centre C/W relief valve

Operating Sections

V1000/*\$?	*	D:	Double acting
		SA:	Single acting - A port
		SB:	Single acting - B port
		M:	Motor
		4:	Double acting with fourth position float
	\$	C:	Spring centring
		L:	Detent
	?	M:	Marinized

ORDERING CODE contd.

Ancillary Valve Sections

V1054: Flow control slice

V1065: Series connector plate

Ancillary Valves fitted to Manifold Ported Sections

V1030/2: Double pilot check valve

V1075: Crossline relief valve

Outlet Cover

V1002: Top entry C/W relief valve cartridge

V1004: Top entry

V1004M: Top entry marinized

V1010: Side entry

V1010M: Side entry marinized

V1011: Side entry C/W relief valve cartridge

V1011M: Side entry C/W relief valve cartridge marinized

V5000 1/2 BSP SPOOL VALVE

FOR PRICES price list - pages 2 + 3 or refer to website www.whp.co.uk

1/2 BSP service ports

PERFORMANCE

Rated flow:

60 l/min [13.2 gpm]

Maximum pressure,
service port:

350 bar [5000 psi]

Maximum pressure,
inlet port:

300 bar [4500 psi]

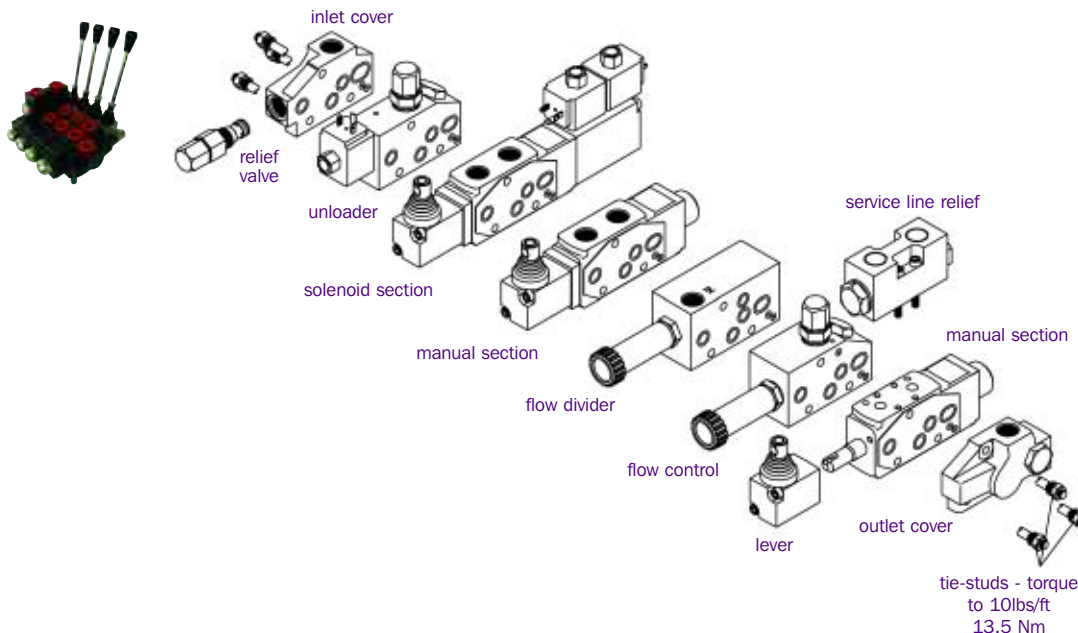
Maximum back pressure,
outlet port:

25 bar [350 psi]

WEIGHTS

Section: 1.95 kg

End covers (pair): 0.65 kg



ORDERING CODE

Inlet Cover

V5002/S:	Side Entry
V5002/SM:	Side Entry Marinized
V5002/T:	Top Entry
V5020/S:	Side Entry C/W relief valve
V5020/SM:	Side Entry C/W relief valve Marinized
V5020/T:	Top Entry C/W relief valve

Operating Sections

Solenoid operated V5000/*\$?!£

*	D:	Double acting
	SA:	Single acting - A port
	SB:	Single acting - B port
	M:	Motor
\$	Z:	Manifold port
?	E:	Electric
!	H:	Manual handlever override
£	12:	12 volts
	24:	24 volts

Manually operated V5000/*\$?!£

*	D:	Double acting
	SA:	Single acting - A port
	SB:	Single acting - B port
	M:	Motor
	4:	Double acting with fourth position float
\$	Z:	Manifold port
?	C:	Spring centreing
	L:	Detent
!	M:	Marinized

ORDERING CODE contd.

Ancillary Valve Sections

V5012/E:	Electric unloader valve 12V
V5024/E:	Electric unloader valve 24V
V5080:	Flow control slice
V5081:	Flow control cable operated
V5082:	Flow divider
V5083:	Series connector plate

Ancillary Valves fitted to Manifold Ported Sections

V5050/2:	Double pilot check valve module
V5051/1:	Service line relief valve anti-cavitation 1 port module
V5051/2:	Service line relief valve anti-cavitation 2 port module

Outlet Cover

V5003:	Side entry
V5003/SM:	Side entry marinized
V5004/SE:	Side entry electric
V5004/T:	Top entry
V5004/TE:	Top entry electric
V5005/T:	Top entry C/W pressure carry over
V5005/TE:	Top entry C/W pressure carry over electric

V3000 3/4 BSP SPOOL VALVE

FOR PRICES price list - page 3 or refer to website www.whp.co.uk

3/4 BSP service ports

PERFORMANCE

Rated flow:

100 l/min [22 gpm]

Maximum pressure,
service port:

250 bar [3500 psi]

Maximum pressure,
inlet port:

250 bar [3500 psi]

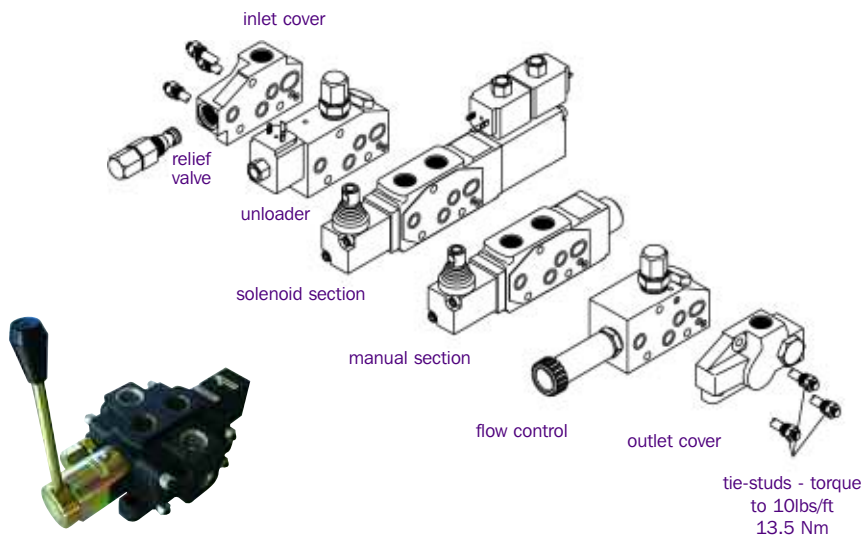
Maximum back
pressure, outlet port:

35 bar [500 bar]

WEIGHTS

Section: 2.9 kg

End covers (pair): 1.45 kg



ORDERING CODE

Inlet Cover

V3004: Top Entry

V3005: Side Entry

V3006: C/W relief valve

V3004M: Top Entry Marinized

V3005M: Side Entry Marinized

V3006M: C/W relief valve Marinized

Operating Sections

V3000/*\$?	*	D:	Double acting
		SA:	Single acting - A port
		SB:	Single acting - B port
		M:	Motor
		4:	Double acting with fourth position float
	\$	C:	Spring centring
		L:	Detent
		OO:	Rotary handle lever with built in flow control
	?	M:	Marinized

Ancillary Valve Sections

V3060: Flow control slice

Outlet Cover

V3052: Pressure carry over end cover

V3009: Top entry

V3010: Side entry

V3010M: Side entry marinized

MONOBLOCK VALVES

FOR PRICES contact White House Products by telephone, fax or e-mail or refer to website www.whp.co.uk

3/8 BSP c/w Adjustable Relief Valve & Handlevers

- Rated flow 40 l/min (9 gpm)
- Maximum inlet pressure 250 bar (3625 psi)



VM40/*CHR	Single Section monoblock with specified spool configuration
VM40/**CHR	Two Section monoblock with specified spool configuration
VM40/***CHR	Three Section monoblock with specified spool configuration
VM40/****CHR	Four Section monoblock with specified spool configuration
VM40/*****CHR	Five Section monoblock with specified spool configuration
VM40/*****CHR	Six Section monoblock with specified spool configuration
VM40/*****CHR	Seven Section monoblock with specified spool configuration

* S, D or M

1/2 BSP c/w Adjustable Relief Valve & Handlevers

- Rated flow 80 l/min (18 gpm)
- Maximum inlet pressure 250 bar (3625 psi)

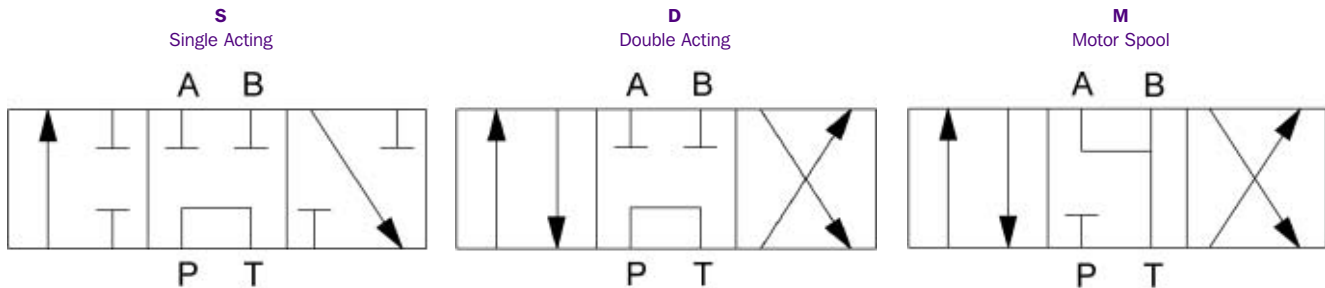


VM80/*CHR	Single Section monoblock with specified spool configuration
VM80/**CHR	Two Section monoblock with specified spool configuration
VM80/***CHR	Three Section monoblock with specified spool configuration
VM80/****CHR	Four Section monoblock with specified spool configuration

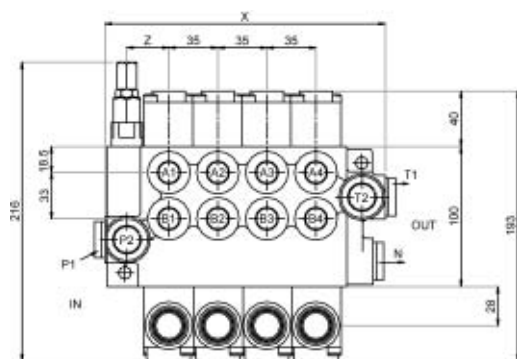
* S, D or M

SPOOL CONFIGURATION AVAILABLE

All available Spring, Detent, Spring Detent or Detent Spring centring, also can be cable, air and oil pilot operated. Closed centre and pressure carry over also available.

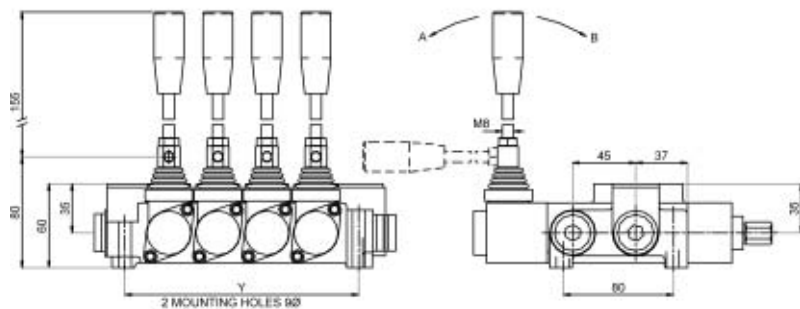


INSTALLATION DETAILS - VM40

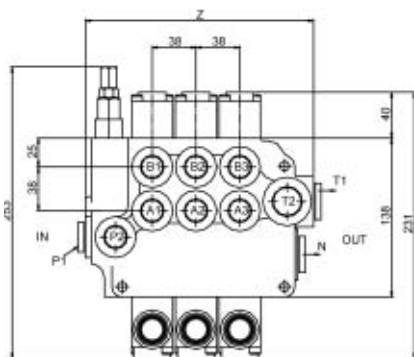


	X	Y	Z
1 SPOOL	85	60	28
2 SPOOL	129	97	30
3 SPOOL	164	132	30
4 SPOOL	199	167	30
5 SPOOL	234	202	30
6 SPOOL	269	237	30
7 SPOOL	304	272	30

PORTS	A B	P T N
THREAD	G3/8	G1/2

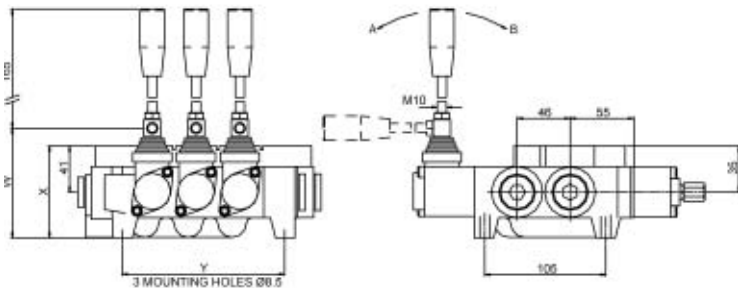


INSTALLATION DETAILS - VM80



	W	X	Y	Z
1 SPOOL	79	65	65	107
2 SPOOL	94	80	103	160
3 SPOOL	94	80	141	198
4 SPOOL	94	80	179	236

PORTS	A B P	T N
THREAD	G1/2	G3/4



FOR PRICES price list - page 4 or refer to website www.whp.co.uk

REMOTE CABLES

cable length (m)	Part No
1	E02010
1 1/2	E02015
2	E02020
2 1/2	E02025
3	E02030
3 1/2	E02035
4	E02040
5	E02050




VALVE KITS

Supplied with valve kits to suit the following:

conversion kit	Part No
Kontak	E02CK1
Hypro	E02CK2
Valvoil SD5/6	E02CK8
Valvoil SD11	E02CK8A
Monsun Tison HV03	E02CK9
Monsun Tison KTV1016	E02CK9A
Dinoil DM4	E02CK10
Dinoil DM3&50	E02CK11

Other types available on request




REMOTE HANDLEVER

	Part No
Remote Control Handlever	E020H1



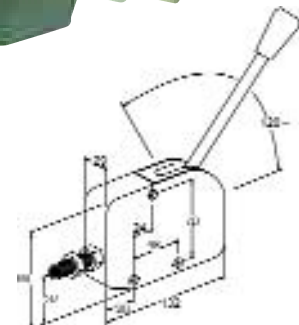

JOYSTICKS

cable length (m)	Part No
1 1/2	E01HFR1.5M
2	E01HFR2.0M
2 1/2	E01HFR2.5M
3	E01HFR3.0M



LEVERSTACK REMOTE CONTROL LEVER

	Part No
Leverstack Remote Control Lever	E020H2



CETOP 3 SOLENOID OPERATED DIRECTIONAL CONTROL VALVES

FOR PRICES

contact White House Products by telephone, fax or e-mail
or refer to website www.whp.co.uk



SPOOL TYPES: SPOOL CONFIGURATION

Position in neutral	Double solenoid valves, spring centred - C -	Single solenoid valves, solenoid at port A end - B -	Single solenoid valves, solenoid at port B end - BL -
0	VISC3 - 0C	VISC3 - 0B	VISC3 - 0BL
1	VISC3 - 1C	VISC3 - 1B	VISC3 - 1BL
2	VISC3 - 2C	VISC3 - 2B	VISC3 - 2BL
		VISC3 - 2F	VISC3 - 2FL
3	VISC3 - 3C	VISC3 - 3B	VISC3 - 3BL
6	VISC3 - 6C	VISC3 - 6B	VISC3 - 6BL
7	VISC3 - 7C	VISC3 - 7B	VISC3 - 7BL
8	VISC3 - 8C	VISC3 - 8B	VISC3 - 8BL
11	VISC3 - 11C	VISC3 - 11B	VISC3 - 11BL
31	VISC3 - 31C	VISC3 - 31B	VISC3 - 31BL
33	VISC3 - 33C	VISC3 - 33B	VISC3 - 33BL

During transition	Double solenoid valves, two-position (detented) - N -	Single solenoid valves, solenoid at port A end - A -	Single solenoid valves, solenoid at port B end - AL -
0		VISC3 - 0A	VISC3 - 0AL
2	VISC3 - 2N	VISC3 - 2A	VISC3 - 2AL
6		VISC3 - 6A	VISC3 - 6AL
7		VISC3 - 7A	VISC3 - 7AL
22		VISC3 - 22A	VISC3 - 22AL

CHARACTERISTICS

- Highest performance in NG 6
- Optimised spool design to reduce flow force
- Proven quality through 10 million endurance tests
- Coil outside cover with BMC fire proof material
- Surge suppressor inside DC wiring box type
- Mounts to DIN, ISO and CETOP
- LED light standard

SPECIFICATION

Maximum flow	21 USgpm (80 l/min)
Maximum operating pressure	4500 psi (320 bar)
Maximum permissible back pressure	2285 psi (160 bar)
Ambient temperature range	-15°C~50°C
Hydraulic fluid temperature	-15°C~70°C
Viscosity range	15~400mm ² /s
Hydraulic oil	ISO VG 32,46,68
Fluid cleanliness	NAS class 9 MAX
Degree of protection to DIN40050 and IEP	IP65
Maximum change over frequency	240 times/min (AC,DC) 120 times/min (RF)
Mounting pattern	ISO 4401-AB-03-4-A
Weight	Single solenoid 1.7Kg (DC); 1.6Kg (AC) Double solenoid 2.1Kg (DC); 2.0 Kg (AC)
Valve fixing screws	Metric M5x45L x4pcs Inch No. 10 - 24UNCx1-3/4"L x4pcs
Tightening torque	5~7Nm

ORDERING CODE VISC3**\$\$????££

** - Type of Spool

- | | |
|------------------------------|-----------------------------|
| 0: Open centre (all ports) | 1: Open centre (P, A to T) |
| 2: Closed centre (all ports) | 3: Closed centre (P, B) |
| 6: Closed centre (P only) | 7: Open centre (P to A, B) |
| 8: Tandem centre (P to T) | 11: Open centre (P, B to T) |
| 22: Closed centre (Two way) | 31: Closed centre (P, A) |
| 33: Closed centre (bleed AB) | |

\$\$ - Spring Arrangement

- A: Spring offset to port A single solenoid
AL: Spring offset to port B single solenoid
B: Spring centred-single solenoid at port A end
BL: Spring centred-single solenoid at port B end
C: Spring centred-double solenoid
N: Detent without spring
F: Spring offset-shift to centre-single solenoid at port A end
FL: Spring offset-shift to centre-single solenoid at port B end

???? - Solenoid Voltage

- | | |
|------------|-----------------------------------|
| 12D: DC12V | 110A: AC110V, 50Hz / AC120V, 60Hz |
| 24D: DC24V | 220A: AC220V, 50Hz / AC240V, 60Hz |

££ - Electrical Options

Omit for DIN 43650 Coil c/w indicator light

WB: Wiring housing with G1/2 thread c/w indicator lights

CETOP 5 SOLENOID OPERATED DIRECTIONAL CONTROL VALVES

FOR PRICES

contact White House Products by telephone, fax or e-mail
or refer to website www.whp.co.uk



CHARACTERISTICS

- Highest performance in NG 10
- Optimised spool design to reduce flow force
- Proven quality through 10 million endurance tests
- Coil outside cover with BMC fire proof material
- Surge suppressor inside DC wiring box type
- Mounts to DIN, ISO and CETOP
- LED light standard

SPECIFICATION

Maximum flow	42 USgpm (160 l/min)
Maximum operating pressure	4500 psi (320 bar)
Maximum permissible back pressure	2285 psi (160 bar)
Ambient temperature range	-15°C~50°C
Hydraulic fluid temperature	-15°C~70°C
Viscosity range	15~400mm ² /s
Hydraulic oil	ISO VG 32,46,68
Fluid cleanliness	NAS class 9 MAX
Degree of protection to DIN40050 and IEP	IP65
Maximum change over frequency	180 times/min (AC,DC) 120 times/min (RF)
Mounting pattern	ISO 4401-AB-05-4-A
Weight	Single solenoid 4.4Kg (DC); 3.6Kg (AC) Double solenoid 6.1Kg (DC); 4.6 Kg (AC)
Valve fixing screws	Metric M6x35L x4pcs Inch 1/4"~20UNCx1-3/8"L x4pcs
Tightening torque	12~15Nm

ORDERING CODE VISC5**\$?\$??££

** - Type of Spool

- | | |
|------------------------------|-----------------------------|
| 0: Open centre (all ports) | 1: Open centre (P, A to T) |
| 2: Closed centre (all ports) | 3: Closed centre (P, B) |
| 6: Closed centre (P only) | 7: Open centre (P to A, B) |
| 8: Tandem centre (P to T) | 11: Open centre (P, B to T) |
| 22: Closed centre (Two way) | 31: Closed centre (P, A) |
| 33: Closed centre (bleed AB) | |

\$ - Spring Arrangement:

- A: Spring offset to port A single solenoid
 AL: Spring offset to port B single solenoid
 B: Spring centred-single solenoid at port A end
 BL: Spring centred-single solenoid at port B end
 C: Spring centred-double solenoid
 N: Detent without spring
 F: Spring offset-shift to centre-single solenoid at port A end
 FL: Spring offset-shift to centre-single solenoid at port B end

???? - Solenoid Voltage:

- | | |
|------------|-----------------------------------|
| 12D: DC12V | 110A: AC110V, 50Hz / AC120V, 60Hz |
| 24D: DC24V | 220A: AC220V, 50Hz / AC240V, 60Hz |

££ - Electrical Options:

- Omit for DIN 43650 Coil c/w indicator light
 WB: Wiring housing with G1/2 thread c/w indicator lights

SPOOL TYPES: SPOOL CONFIGURATION

Position in neutral	Double solenoid valves, spring centred - C -	Single solenoid valves, solenoid at port A end - B -	Single solenoid valves, solenoid at port B end - BL -
0	VISC5 - 0C	VISC5 - 0B	VISC5 - 0BL
1	VISC5 - 1C	VISC5 - 1B	VISC5 - 1BL
2	VISC5 - 2C	VISC5 - 2B	VISC5 - 2BL
		VISC5 - 2F	VISC5 - 2FL
3	VISC5 - 3C	VISC5 - 3B	VISC5 - 3BL
6	VISC5 - 6C	VISC5 - 6B	VISC5 - 6BL
7	VISC5 - 7C	VISC5 - 7B	VISC5 - 7BL
8	VISC5 - 8C	VISC5 - 8B	VISC5 - 8BL
11	VISC5 - 11C	VISC5 - 11B	VISC5 - 11BL
31	VISC5 - 31C	VISC5 - 31B	VISC5 - 31BL
33	VISC5 - 33C	VISC5 - 33B	VISC5 - 33BL

During transition	Double solenoid valves, two-position (detented) - N -	Single solenoid valves, solenoid at port A end - A -	Single solenoid valves, solenoid at port B end - AL -
0		VISC5 - 0A	VISC5 - 0AL
2	VISC5 - 2N	VISC5 - 2A	VISC5 - 2AL
6		VISC5 - 6A	VISC5 - 6AL
7		VISC5 - 7A	VISC5 - 7AL
22		VISC5 - 22A	VISC5 - 22AL

FOR PRICES contact White House Products by telephone, fax or e-mail or refer to website www.whp.co.uk

VIMC3 CETOP 3 RELIEF VALVE MODULE



ORDERING CODE VIMC3RV*\$

* - Control Port

P: P Port

W: A & B Port

A: A Port

B: B Port

\$ - Pressure Range

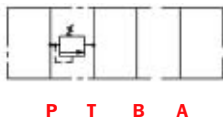
0: 7 - 35 bar (100 - 500 psi)

1: 7 - 70 bar (100 - 1000 psi)

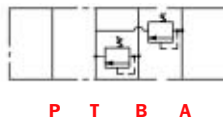
2: 7 - 210 bar (100 - 3000 psi)

3: 7 - 310 bar (100 - 4500 psi)

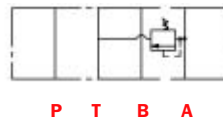
VIMC3RV - P



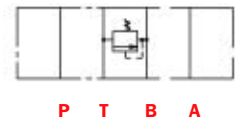
VIMC3RV - W



VIMC3RV - A



VIMC3RV - B



VIMC3 CETOP 3 BREAK VALVE MODULE



ORDERING CODE VIMC3BV*\$

* - Control Port

W: A & B Port

A: A Port

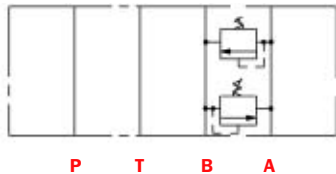
B: B Port

\$ - Pressure Range

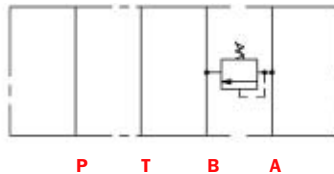
1: 0.7 - 70 bar (10 - 1000 psi)

2: 35 - 240 bar (500 - 3500 psi)

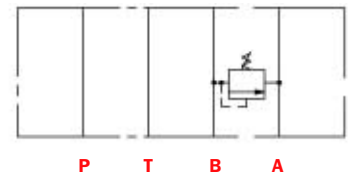
VIMC3BV - W



VIMC3BV - A



VIMC3BV - B



VIMC3 CETOP 3 PRESSURE REDUCING/RELIEVING VALVE MODULE



ORDERING CODE VIMC3GV*\$

* - Control Port

P: P Port

A: A Port

B: B Port

\$ - Pressure Range

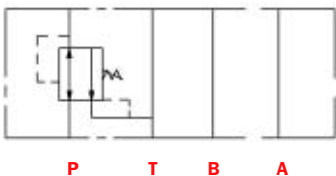
0: 2 - 35 bar (25 - 500 psi)

1: 7 - 70 bar (100 - 1000 psi)

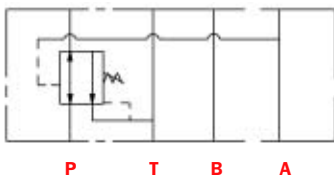
2: 7 - 140 bar (100 - 2000 psi)

3: 7 - 210 bar (100 - 3000 psi)

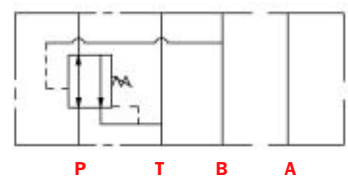
VIMC3GV - P



VIMC3GV - A



VIMC3GV - B



FOR PRICES contact White House Products by telephone, fax or e-mail or refer to website www.whp.co.uk

VIMC3 CETOP 3 FLOW REGULATOR MODULE

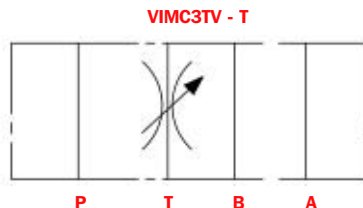
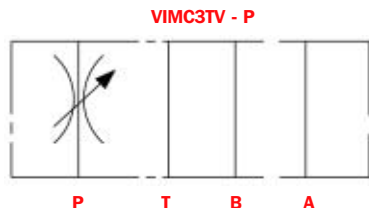


ORDERING CODE VIMC3TV*

* - Control Port

P: Pressure

T: Tank



VIMC3 CETOP 3 FLOW REGULATOR MODULE/CHECK VALVE



ORDERING CODE VIMC3TC*\$

* - Control Port

W: A & B Port

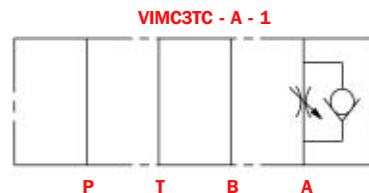
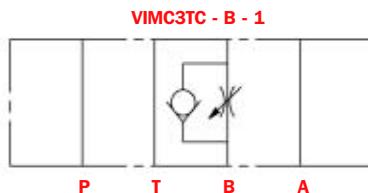
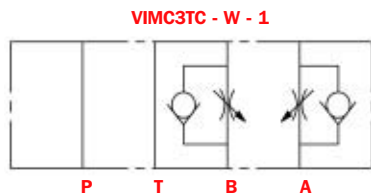
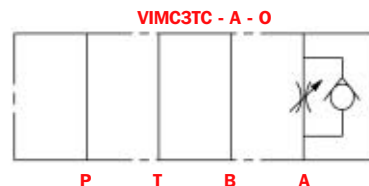
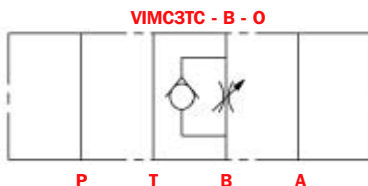
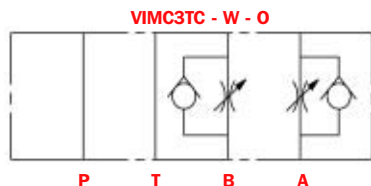
A: A Port

B: B Port

\$:

0: meter out

1: meter in



VIMC3 CETOP 3 CHECK VALVE MODULE



ORDERING CODE VIMC3CV*

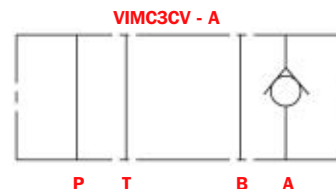
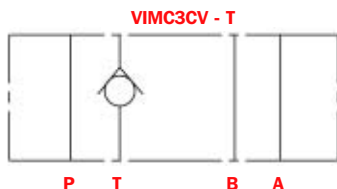
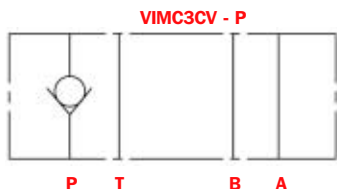
* - Control Port

P: P Port

A: A Port

B: B Port

T: T Port



FOR PRICES contact White House Products by telephone, fax or e-mail or refer to website www.whp.co.uk

VIMC3 CETOP 3 PILOT CHECK VALVE MODULE



ORDERING CODE VIMC3PC*\$\$?

* - Control Port

W: A & B Port A: A Port B: B Port

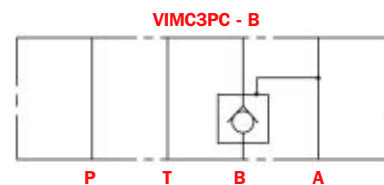
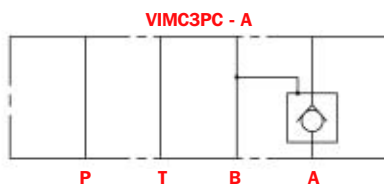
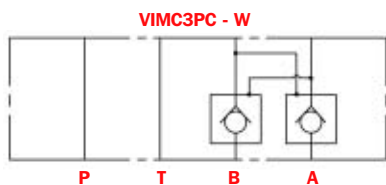
\$

D: Decompression feature


? - Cracking Pressure

1: 0.34 bar (5 psi)

2: 4.5 bar (65 psi)



VIMC5 CETOP 5 RELIEF VALVE MODULE



ORDERING CODE VIMC5RV*\$\$

* - Control Port

P: P Port W: A & B Port A: A Port B: B Port

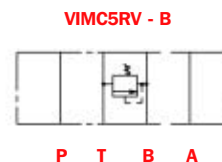
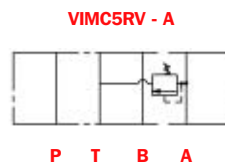
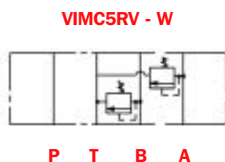
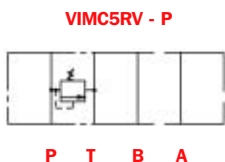
\$ - Pressure Range

0: 7 - 35 bar (100 - 500 psi)

1: 7 - 70 bar (100 - 1000 psi)

2: 7 - 210 bar (100 - 3000 psi)

3: 7 - 310 bar (100 - 4500 psi)



VIMC5 CETOP 5 BREAK VALVE MODULE



ORDERING CODE VIMC5BV*\$\$

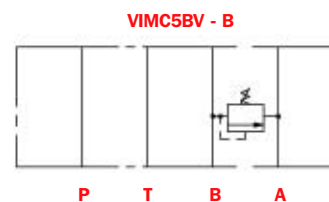
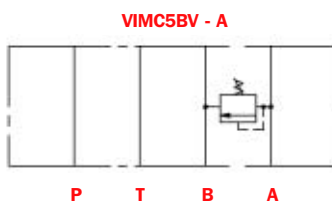
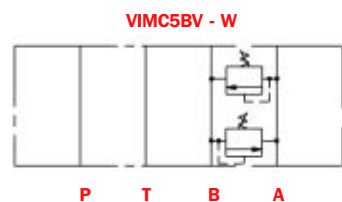
* - Control Port

W: A & B Port A: A Port B: B Port

\$ - Pressure Range

1: 0.7 - 70 bar (10 - 1000 psi)

2: 35 - 240 bar (500 - 3500 psi)



FOR PRICES contact White House Products by telephone, fax or e-mail or refer to website www.whp.co.uk

VIMC5 CETOP 5 PRESSURE REDUCING/RELIEFING VALVE MODULE



ORDERING CODE VIMC5GV*\$

* - Control Port

P: P Port

A: A Port

B: B Port

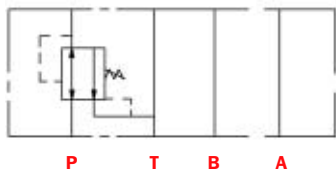
\$ - Pressure Range

0: 3 - 35 bar (40 - 500 psi)

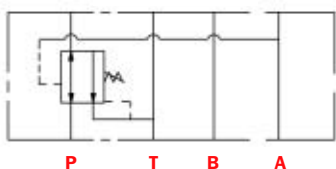
1: 7 - 70 bar (100 - 1000 psi)

2: 7 - 140 bar (100 - 2000 psi) 3: 7 - 210 bar (100 - 3000 psi)

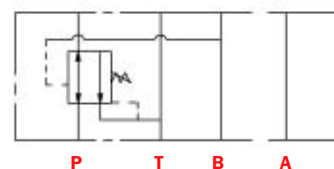
VIMC5GV - P



VIMC5GV - A



VIMC5GV - B



VIMC5 CETOP 5 FLOW REGULATOR MODULE



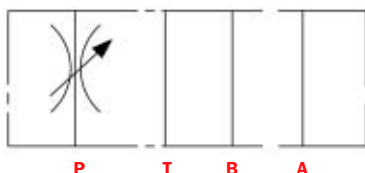
ORDERING CODE VIMC5TV*

* - Control Port

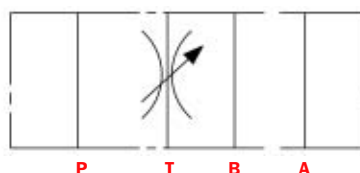
P: Pressure

T: Tank

VIMC5TV - P



VIMC5TV - T



VIMC5 CETOP 5 FLOW REGULATOR MODULE/CHECK VALVE



ORDERING CODE VIMC5TC*\$

* - Control Port

W: A & B Port

A: A Port

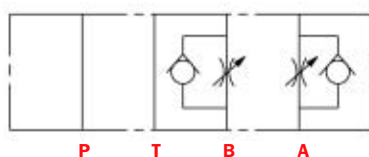
B: B Port

\$:

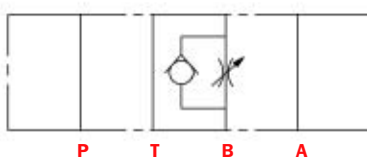
0: meter out

1: meter in

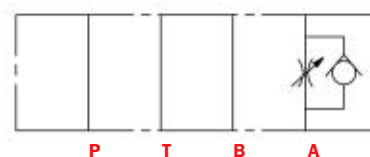
VIMC5TC - W - 0



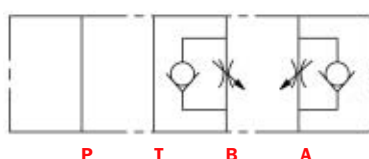
VIMC5TC - B - 0



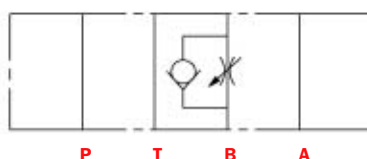
VIMC5TC - A - 0



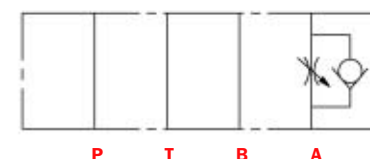
VIMC5TC - W - 1



VIMC5TC - B - 1



VIMC5TC - A - 1



FOR PRICES contact White House Products by telephone, fax or e-mail or refer to website www.whp.co.uk

VIMC5 CETOP 5 CHECK VALVE MODULE



ORDERING CODE VIMC5CV*

* - Control Port

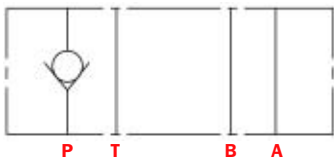
P: P Port

A: A Port

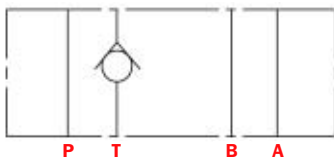
B: B Port

T: T Port

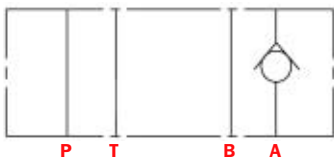
VIMC5CV - P



VIMC5CV - T



VIMC5CV - A



VIMC5 CETOP 5 PILOT CHECK VALVE MODULE



ORDERING CODE VIMC5PC*\$?

* - Control Port

W: A & B Port

A: A Port

B: B Port

\$

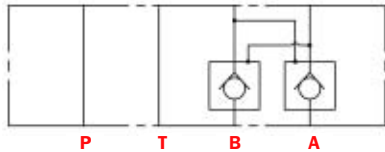
D: Decompression feature

? - Cracking Pressure

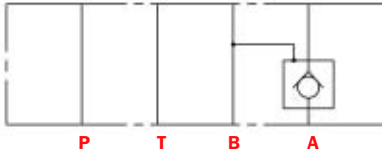
1: 0.34 bar (5 psi)

2: 4.5 bar (65 psi)

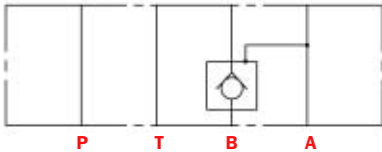
VIMC5PC - W



VIMC5PC - A



VIMC5PC - B

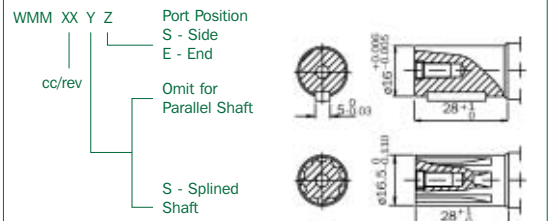


FOR PRICES contact White House Products by telephone, fax or e-mail or refer to website www.whp.co.uk

MOTOR		WMM 8	WMM 12.5	WMM 20	WMM 32
Displacement	cc/rev	8.2	12.9	19.9	31.6
	[in ³ /rev]	0.5	0.79	1.24	1.93
Max Speed	rpm	cont. 1950	1610	1050	630
		int. 2450	1940	1250	800
Max Pressure Drop	bar	cont. 100	100	100	100
		int. 140	140	140	140
Max Torque	Nm	cont. 12	19	31	45
		int. 17	24	40	60
Max Power	kW	cont. 1.8	2.4	2.4	2.4
Weight	kg	1.9	2	2.1	2.2



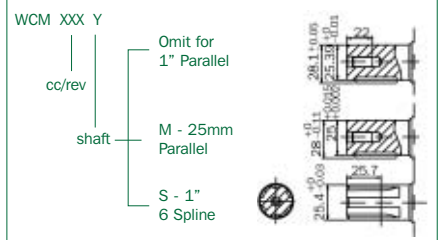
ORDERING CODE



MOTOR		COMPACT 50	COMPACT 75	COMPACT 100	COMPACT 150	COMPACT 200	COMPACT 300	COMPACT 400
Displacement	cc/rev	49.2	73.8	101.6	168.8	195	293.3	390
	[in ³ /rev]	3.0	4.5	6.2	10.3	11.9	17.9	23.8
Max Speed	rpm	cont. 800	750	600	400	300	200	130
		int. 1000	950	750	500	400	250	150
Max Pressure Drop	bar	cont. 100	100	100	100	100	70	55
		int. 140	140	140	140	140	100	85
Max Torque	Nm	cont. 60	100	135	230	250	260	270
		int. 80	135	180	305	340	410	410
Max Power	kW	cont. 10	10	11	10	10	5	4
Weight	kg	4.14	4.16	4.18	4.52	4.64	5.09	5.55



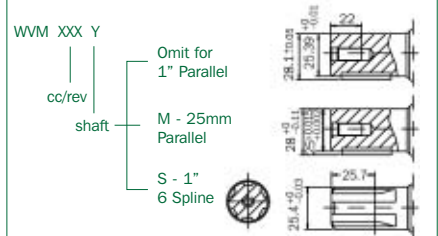
ORDERING CODE



MOTOR		WVM 50	WVM 75	WVM 100	WVM 150	WVM 200	WVM 300	WVM 400
Displacement	cc/rev	49.2	73.8	101.6	168.8	195	293.3	390
	[in ³ /rev]	3.0	4.5	6.2	10.3	11.9	17.9	23.8
Max Speed	rpm	cont. 800	750	600	400	300	200	130
		int. 1000	950	750	500	400	250	150
Max Pressure Drop	bar	cont. 100	100	100	100	100	70	55
		int. 140	140	140	140	140	100	85
Max Torque	Nm	cont. 60	100	135	230	250	260	270
		int. 80	135	180	305	340	410	410
Max Power	kW	cont. 10	10	11	10	10	5	4
Weight	kg	6.08	6.20	6.31	6.54	6.76	7.22	7.50



ORDERING CODE

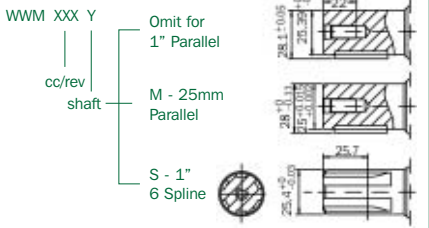


FOR PRICES contact White House Products by telephone, fax or e-mail or refer to website www.whp.co.uk

MOTOR			WWM 32	WWM 50	WWM 75	WWM 100	WWM 150	WWM 200	WWM 300	WWM 400
Displacement	cc/rev		34.6	51.6	80.3	97.5	160.7	200.9	298.9	397.5
	[in ³ /rev]		2.11	3.15	4.9	5.95	9.81	12.26	18.27	24.25
Max Speed	rpm	cont.	1100	800	800	650	400	300	200	130
		int.	1250	1000	1000	800	500	400	250	150
Max Pressure Drop	bar	cont.	140	140	140	140	140	125	85	70
		int.	175	175	175	175	175	175	125	85
Max Torque	Nm	cont.	75	100	155	180	310	310	330	320
		int.	82	125	200	245	390	445	550	360
Max Power	kW	cont.	4	7	12.5	13	10.5	10	5	4
Weight	kg		6.5	6.7	6.9	7.2	7.7	8.0	9.1	9.9



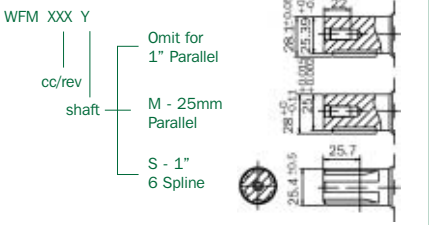
ORDERING CODE



MOTOR			WFM 50	WFM 75	WFM 100	WFM 150	WFM 200	WFM 300	WFM 400
Displacement	cc/rev		49.2	73.8	101.6	168.8	195	293.3	390
	[in ³ /rev]		3.0	4.5	6.2	10.3	11.9	17.9	23.8
Max Speed	rpm	cont.	800	750	600	400	300	200	130
		int.	1000	950	750	500	400	250	150
Max Pressure Drop	bar	cont.	100	100	100	100	100	70	55
		int.	140	140	140	140	140	100	85
Max Torque	Nm	cont.	60	100	135	230	250	260	270
		int.	80	135	180	305	340	410	410
Max Power	kW	cont.	10	10	11	10	10	5	4
Weight	kg		6.31	6.42	6.54	6.76	6.99	7.44	7.74



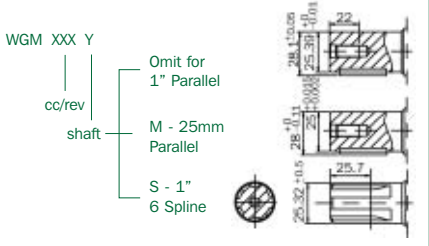
ORDERING CODE



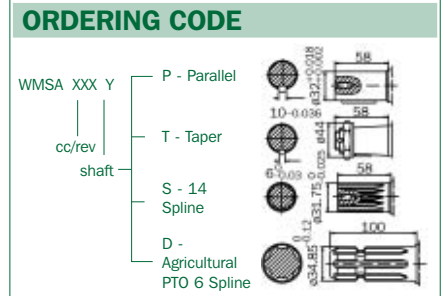
MOTOR			WGM 50	WGM 75	WGM 100	WGM 150	WGM 200	WGM 300	WGM 400
Displacement	cc/rev		51.6	80.3	97.5	160.7	200.9	298.9	397.5
	[in ³ /rev]		3.15	4.9	5.95	9.81	12.26	18.27	24.25
Max Speed	rpm	cont.	800	800	650	400	300	200	130
		int.	1000	1000	800	500	400	250	150
Max Pressure Drop	bar	cont.	140	140	140	140	125	85	70
		int.	175	175	175	175	175	125	85
Max Torque	Nm	cont.	100	155	180	310	310	330	320
		int.	125	200	245	390	445	550	360
Max Power	kW	cont.	7	12.5	13	10.5	10	5	4
Weight	kg		6.64	7.05	7.36	7.73	8.27	9.14	10.14



ORDERING CODE



MOTOR			WMSA 75	WMSA 100	WMSA 125	WMSA 150	WMSA 200	WMSA 250	WMSA 300	WMSA 400
Displacement	cc/rev		81	98	127	161	201	253	316	396
	[in³/rev]		4.9	6.0	7.7	9.8	12.3	15.4	19.3	24.1
Max Speed	rpm	cont.	800	750	600	470	375	300	240	190
		int.	1000	900	720	560	450	360	280	230
Max Pressure Drop	bar	cont.	175	175	175	150	140	125	120	95
		int.	210	210	210	210	175	155	140	115
Max Torque	Nm	cont.	200	250	300	390	390	430	560	560
		int.	230	300	380	510	500	540	650	680
Max Power	kW	cont.	16	17.5	17.5	15.5	14	12.5	11.5	10.5
Weight	kg		10.5	10.7	11.0	11.4	11.9	12.5	13.2	14.0



WMSS XXX
|
cc/rev



WMSW XXX Y

cc/rev

shaft

P - Parallel

T - Taper

S - 14 Spline

Technical drawing showing three types of shaft couplings: Parallel, Taper, and S-14 Spline. The drawing includes dimensions for the shaft and the coupling components.

Dimensions for Parallel coupling:

- Shaft diameter: $\varnothing 32 \pm 0.012$
- Shaft length: 58
- Coupling length: 10
- Coupling diameter: $\varnothing 32 \pm 0.006$

Dimensions for Taper coupling:

- Shaft diameter: $\varnothing 44$
- Shaft length: 58
- Coupling length: 10
- Coupling diameter: $\varnothing 44 \pm 0.003$

Dimensions for S-14 Spline coupling:

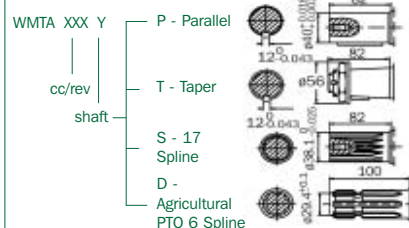
- Shaft diameter: $\varnothing 31.75 \pm 0.025$
- Shaft length: 58
- Coupling length: 10
- Coupling diameter: $\varnothing 31.75 \pm 0.025$

FOR PRICES contact White House Products by telephone, fax or e-mail or refer to website www.whp.co.uk

MOTOR		WMTA 130	WMTA 160	WMTA 200	WMTA 250	WMTA 300	WMTA 400	WMTA 500
Displacement	cc/rev	137	161	201	250	330	411	524
	[in ³ /rev]	8.4	9.8	12.3	15.2	20.2	25.1	32.0
Max Speed	rpm	cont.	675	625	625	500	380	305
		int.	780	780	750	600	460	365
Max Pressure Drop	bar	cont.	175	175	175	175	150	140
		int.	210	210	210	210	175	175
Max Torque	Nm	cont.	310	400	510	620	840	1040
		int.	380	470	610	760	1010	1320
Max Power	kW	cont.	18.25	25	30	30	32	30
Weight	kg		21.5	22	22.5	23	24	25



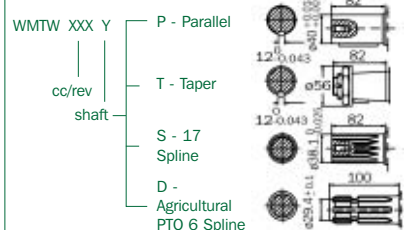
ORDERING CODE



MOTOR		WMTW 130	WMTW 160	WMTW 200	WMTW 250	WMTW 300	WMTW 400	WMTW 500
Displacement	cc/rev	137	161	201	250	330	411	524
	[in ³ /rev]	8.4	9.8	12.3	15.2	20.2	25.1	32.0
Max Speed	rpm	cont.	675	625	625	500	380	305
		int.	780	780	750	600	460	365
Max Pressure Drop	bar	cont.	175	175	175	175	150	140
		int.	210	210	210	210	175	175
Max Torque	Nm	cont.	310	400	510	620	840	1040
		int.	380	470	610	760	1010	1320
Max Power	kW	cont.	18.25	25	30	30	32	30
Weight	kg		23	24	25	26	27	28



ORDERING CODE



MOTOR		WMTS 130	WMTS 160	WMTS 200	WMTS 250	WMTS 300	WMTS 400	WMTS 500
Displacement	cc/rev	137	161	201	250	330	411	524
	[in ³ /rev]	8.4	9.8	12.3	15.2	20.2	25.1	32.0
Max Speed	rpm	cont.	675	625	625	500	380	305
		int.	780	780	750	600	460	365
Max Pressure Drop	bar	cont.	175	175	175	175	150	140
		int.	210	210	210	210	175	175
Max Torque	Nm	cont.	310	400	510	620	840	1040
		int.	380	470	610	760	1010	1320
Max Power	kW	cont.	18.25	25	30	30	32	30
Weight	kg		15	15	15.5	16	17	18



ORDERING CODE

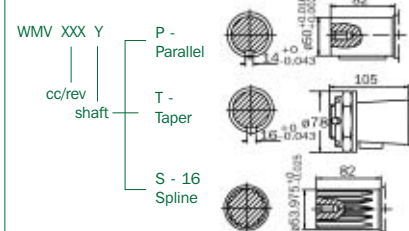
WMTS XXX

cc/rev

MOTOR		WMV 300	WMV 400	WMV 500	WMV 630	WMV 800	WMV 960
Displacement	cc/rev	308	382	500	629	801	960
	[in ³ /rev]	18.8	23.3	30.5	38.4	48.9	58.6
Max Speed	rpm	cont.	500	500	400	315	250
		int.	630	600	480	380	300
Max Pressure Drop	bar	cont.	175	175	175	150	125
		int.	210	210	210	210	175
Max Torque	Nm	cont.	800	1080	1290	1480	1480
		int.	960	1250	1500	2070	2070
Max Power	kW	cont.	40	48	48	48	42
Weight	kg		32.5	32.1	35.5	37.3	29.0



ORDERING CODE



TRAILER RAMS

FOR PRICES
price list - page 5
or refer to website
www.whp.co.uk



Part No	Closed centres	Stages	Stroke	Type	Bore sizes	Rod diameter	Pin-holes
R5922.02.75	22"	2	30"	5/2	2 3/4", 2"	1 1/2"	7/8" rod, 1" base
R5924.02.75	24"	2	34"	5/2	2 3/4", 2"	1 1/2"	7/8" rod, 1" base
R5924.03.75	24"	2	34"	10/5	3 3/4", 2 3/4"	1 3/4"	1"
R5926.03.00	26"	2	38"	7/3	3", 2 1/4"	1 1/2"	7/8" rod, 1" base
R5928.03.00	28"	2	42"	7/3	3", 2 1/4"	1 1/2"	7/8" rod, 1" base
R5930.03.00	30"	2	46"	7/3	3", 2 1/4"	1 1/2"	7/8" rod, 1" base
R5932.03.50	32"	2	50"	8/5	3 1/2", 2 3/4"	1 5/8"	1"
R5934.53.75	34 1/2"	2	55"	10/5	3 3/4", 2 3/4"	1 3/4"	1"
R5936.03.50	36"	2	58"	8/5	3 1/2", 2 3/4"	1 3/4"	1"
R5936.03.75	36"	2	58"	10/5	3 3/4", 2 3/4"	1 3/4"	1"
R5936.04.00	36"	2	58"	11/8	4", 3 1/4"	1 3/4"	1"
R5942.03.75	42"	2	70"	10/5	3 3/4", 2 3/4"	1 3/4"	1"

FOR PRICES
price list - page 5
or refer to website
www.whp.co.uk



Part No	Closed centres	Stages	Stroke	Type	Bore sizes	Rod diameter	Pin-holes
R6022.03.50	22"	3	40"	8/5/2	3 1/2", 2 3/4", 2"	1 1/2"	1"
R6025.03.50	25"	3	49"	8/5/2	3 1/2", 2 3/4", 2"	1 1/2"	1"
R6032.03.50	32"	3	70"	8/5/2	3 1/2", 2 3/4", 2"	1 5/8"	1"
R6032.04.00	32"	3	70"	11/8/5	4", 3 1/4", 2 5/8"	1 3/4"	1"
R6034.53.75	34 1/2"	3	77"	10/7/4	3 3/4", 3", 2 3/8"	1 3/4"	1"
R6036.03.50	36"	3	82"	8/5/2	3 1/2", 2 3/4", 2"	1 5/8"	1"
R6036.03.75	36"	3	82"	10/7/4	3 3/4", 3", 2 3/8"	1 3/4"	1"
R6036.04.00	36"	3	82"	11/8/5	4", 3 1/4", 2 5/8"	1 3/4"	1"
R6036.04.25	36"	3	82"	12/8/5	4 1/4", 3 1/2", 2 3/4"	1 3/4"	1"
R6038.03.50	38"	3	88"	8/5/2	3 1/2", 2 3/4", 2"	1 3/4"	1"
R6038.03.75	38"	3	88"	10/7/4	3 3/4", 3", 2 3/8"	1 3/4"	1"
R6038.04.00	38"	3	88"	11/8/5	4", 3 1/4", 2 5/8"	2"	1"
R6038.04.25	38"	3	88"	12/8/5	4 1/4", 3 1/2", 2 3/4"	2"	1"
R6040.03.50	40"	3	94"	8/5/2	3 1/2", 2 3/4", 2"	1 3/4"	1"
R6040.03.75	40"	3	94"	10/7/4	3 3/4", 3", 2 3/8"	1 3/4"	1"
R6040.04.00	40"	3	94"	11/8/5	4", 3 1/4", 2 5/8"	2"	1"
R6040.04.25	40"	3	94"	12/8/5	4 1/4", 3 1/2", 2 3/4"	2"	1"
R6042.03.50	42"	3	100"	8/5/2	3 1/2", 2 3/4", 2"	1 3/4"	1"
R6042.03.75	42"	3	100"	10/7/4	3 3/4", 3", 2 3/8"	1 3/4"	1"
R6042.04.00	42"	3	100"	11/8/5	4", 3 1/4", 2 5/8"	2"	1"
R6042.04.25	42"	3	100"	12/8/5	4 1/4", 3 1/2", 2 3/4"	2"	1"

STANDARD DOUBLE ACTING RAMS

FOR PRICES
price list - page 5
or refer to website
www.whp.co.uk



Part No	Closed centres	Stroke	Bore diameter	Rod diameter	Pin-holes	Ports (BSP)
R5412.05.00	12"	5"	5"	21/4"	FLANGE MOUNTED	3/8"F
R5414.02.25	14"	7"	21/4"	1"	3/4"	3/8"F
R5415.01.75	151/8"	8"	13/4"	1"	33/64"	1/4"F
R5415.02.37	15"	8"	23/8"	11/2"	49/64"	3/8"M
R5416.03.00	161/16"	8"	3"	13/4"	11/64"	3/8"M
R5418.02.00	18"	11"	2"	11/4"	3/4"	3/8"F
R5419.01.75	191/8"	12"	13/4"	1"	33/64"	1/4"F
R5419.02.37	19"	12"	23/8"	11/2"	49/64"	3/8"M
R5420.03.00	201/16"	12"	3"	13/4"	11/64"	3/8"M
R5421.02.25	21"	14"	21/4"	11/2"	3/4"	3/8"F
R5422.01.00	22"	15"	11/2"	1"	3/4"	3/8"F
R5423.01.75	231/8"	16"	13/4"	1"	33/64"	1/4"F
R5423.02.37	23"	16"	23/8"	11/2"	49/64"	3/8"M
R5424.03.00	241/16"	16"	3"	13/4"	11/64"	3/8"M
R5426.02.25	26"	18"	21/4"	11/4"	3/4"	3/8"F
R5427.01.75	271/8"	20"	13/4"	1"	33/64"	1/4"F
R5427.02.37	27"	20"	23/8"	11/2"	49/64"	3/8"M
R5428.03.00	281/16"	20"	3"	13/4"	11/64"	3/8"M
R5429.04.00	29"	20"	4"	2"	11/4"	3/8"F
R5430.02.62	30"	21"	25/8"	11/2"	1"	3/8"F
R5431.01.75	311/8"	24"	13/4"	1"	33/64"	1/4"F
R5431.02.37	31"	24"	23/8"	11/2"	49/64"	3/8"M
R5432.03.00	321/16"	24"	3"	13/4"	11/64"	3/8"M
R5433.03.00	333/4"	24"	3"	13/4"	11/4"	3/8"F
R5436.03.00	361/16"	28"	3"	13/4"	11/64"	3/8"M
R5445.03.50	45"	36"	31/2"	2"	11/4"	3/8"F


SPECIALIST RAMS

FOR PRICES contact White House Products by telephone, fax or e-mail or refer to website www.whp.co.uk

PART NO: R53PARMITER

DESCRIPTION

Single acting, 10" closed centre, 6" stroke, 1" rod, 11/2" bore, 5/8" pinholes



PART NO: B05

DESCRIPTION

Single acting with internal spring return, 3/4" rod, 1" bore, 3" stroke 1/2" pin-hole through the base, 1/2" pin-hole through the rod mounted swivel clevis



PART NO: B06

DESCRIPTION

Bracket mounted single acting with external spring return, 3/4" rod, 11/4" bore, 3" stroke, weldable mounting bracket to the trailer body and swivel clevis complete with pin on rod end.



SWAGING MACHINES

FOR PRICES contact White House Products by telephone, fax or e-mail or refer to website www.whp.co.uk

COMPACT

Part No: SSCOMPACT

Product Specification

- Capacity: R1AT & R2AT 1/4" - 1/2" (2 wire)
- Calibration: direct dial micrometer adjustment
- Operation by twin speed hand pump with integral relief valve
- Pump rating: 700 bar (10,000 psi)
- Optional Air/Hydraulic foot pump to replace hand pump. 5.5 - 7 bar input (80 - 100 psi)
- Gross weight: 25kg



SS01 SUPER SQUEEZER - MANUALLY OPERATED

Part No: SS01

Product Specification

- Capacity: R1AT & R2AT 3/16" - 1 1/4" (2 wire) R9R/4SP up to 1" (4 wire)
- Calibration - colour coded system
- Operation by a Twin Speed Hand Pump with integral relief valve
- Pump rating 700 bar (10,000 psi)
- Optional Air/Hydraulic foot pump to replace hand pump. 5.5 - 7 bar input (80 - 100 psi)
- Gross weight: 85kg



SS01E SUPER SQUEEZER - POWER OPERATED

Part No: SS01E

Product Specification

- Capacity: R1AT & R2AT 3/16" - 1 1/4" (2 wire) R9R/4SP up to 1" (4 wire)
- Calibration - colour coded system
- Operated by foot switch
- Pump rating 700 bar (10,000 psi)
- Motor: 0.55kW
- Voltages: - 240V 1 phase 50Hz
- Gross weight: 90kg



H25MM - MANUALLY OPERATED (micrometer)

Part No: SSH25MM

Product Specification

- Capacity: R1AT & R2AT 3/16" - 1 1/4" (2 wire) R9R/4SP up to 1" (4 wire)
- Calibration - Micrometer
- Operation by a Twin Speed Hand Pump with integral relief valve
- Pump rating 700 bar (10,000 psi)
- Optional Air/Hydraulic foot pump to replace hand pump. 5.5 - 7 bar input (80 - 100 psi)
- Gross weight: 60kg

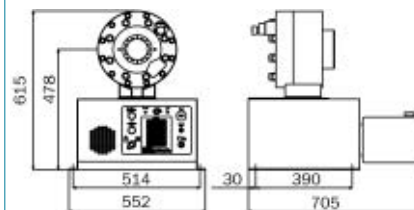


H25B4 - ELECTRICALLY OPERATED

Part No: SSH25B41P - 1 phase
SSH25B43P - 3 phase

Product Specification

- Capacity: 1" R9R/4SP (4 wire)
- Swaging range: 06mm - 45.9mm
- Motor: 2.2kW
- Max cycle time (O - C): 12 sec
- Max cycle time (C - O): 17 sec
- Electrical Supply: - 415V 3 phase 50Hz - 240V 1 phase 50Hz
- Gross weight: 130kg



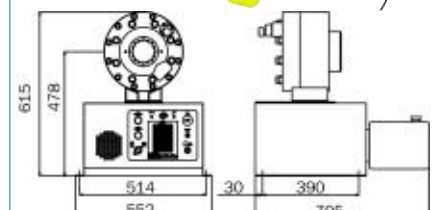
4 ø11.5mm mounting holes

H32C4 - ELECTRICALLY OPERATED

Part No: SSH32C41P - 1 phase
SSH32C43P - 3 phase

Product Specification

- Capacity: 1 1/4" R9R/4SP (4 wire)
- Swaging range: 06mm - 51.9mm
- Motor: 2.2kW
- Max cycle time (O - C): 4 sec
- Max cycle time (C - O): 10 sec
- Electrical Supply: - 415V 3 phase 50Hz - 240V 1 phase 50Hz
- Gross weight: 130kg



4 ø11.5mm mounting holes

SWAGING MACHINES contd

FOR PRICES

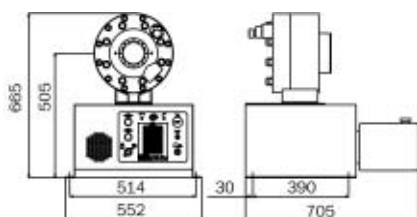
contact White House Products
by telephone, fax or e-mail
or refer to website www.whp.co.uk

H50C4 - ELECTRICALLY OPERATED

Part No: SSH50C41P - 1 phase
SSH50C43P - 3 phase

Product Specification

- Capacity: 2" R9R/4SP (4 wire)
- Swaging range: 06mm - 76.0mm
- Motor: 2.2kW
- Max cycle time (O - C): 6 sec
- Max cycle time (C - O): 8 sec
- Electrical Supply:
 - 415V 3 phase 50Hz
 - 240V 1 phase 50Hz
- Gross weight: 175kg



4 ø11.5mm mounting holes

HOSE CUT OFF MACHINE

FOR PRICES

contact White House Products
by telephone, fax or e-mail
or refer to website www.whp.co.uk

APPLICATIONS UP TO 2"

Part No: HCL: SSHCL1P - 1 phase
SSHCL3P - 3 phase
HCH: SSHCH1P - 1 phase
SSHCH3P - 3 phase
HCHDC: SSHCHDC - 12 volt

Capacity

- HCL - 1.5kW motor - up to 1 1/4" bore wire braid hose
- HCH - 2.2kW motor - up to 2" bore wire braid hose
- HCHDC - D.C. motor - up to 2" bore wire braid hose

Electrical Supply

- 415V 3 phase 50Hz
- 240V 1 phase 50Hz
- 12 volt

Blade

- Smooth or serrated types manufactured in high speed steel

Gross Weight

- (1.5kW) 45kg
- (2.2kW) 60kg
- (12v DC) 45kg



HAND SKIVING MACHINE

FOR PRICES

contact White House Products
by telephone, fax or e-mail
or refer to website www.whp.co.uk

APPLICATIONS UP TO 2"

Part No: SSHSM

Capacity

- Fully adjustable for varying diameters and lengths on hose from 1/4" - 2" diameter bore
- (1/4" - 2" external skiving)
- (5/8" - 2" internal skiving)
- Suitable for fabric braid, wire braid and multi-spiral hose applications

Blade

- High speed steel, with 2 cutting edges (external)
- High speed steel, with single cutting edge (internal)

Mandrels

- 9 off in steel 1/4" - 2" (external skiving)
- 6 off in steel 5/8" - 2" (internal skiving)

Gross Weight

- 12kg



HYDRAULIC HOSE

FOR PRICES price list - page 7 or refer to website www.whp.co.uk

1 WIRE BRAID THIN COVER NON-SKIVE SAE 100R1AT

Temp. Range: -40°C to +100°C



Part No	Hose bore		Minimum burst pressure		Working pressure	
	ins	mm	psi	bar	psi	bar
E15304	1/4	6.4	11000	760	2750	190
E15305	5/16	7.9	10000	690	2500	172
E15306	3/8	9.5	9000	620	2250	155
E15308	1/2	12.7	8000	552	2000	138
E15310	5/8	15.9	6000	414	1500	103
E15312	3/4	19.0	5000	345	1250	86
E15316	1	25.4	4000	276	1000	69
E15320	1 1/4	31.8	2500	172	625	43

1 WIRE BRAID THICK COVER SKIVE SAE 100R1A

Temp. Range: -40°C to +100°C



Part No	Hose bore		Minimum burst pressure		Working pressure	
	ins	mm	psi	bar	psi	bar
E15104	1/4	6.4	11000	760	2750	190
E15105	5/16	7.9	10000	690	2500	172
E15106	3/8	9.5	9000	620	2250	155
E15108	1/2	12.7	8000	552	2000	138
E15110	5/8	15.9	6000	414	1500	103
E15112	3/4	19.0	5000	345	1250	86
E15116	1	25.4	4000	276	1000	69

2 WIRE BRAID THIN COVER NON-SKIVE SAE 100R2AT

Temp. Range: -40°C to +100°C



Part No	Hose bore		Minimum burst pressure		Working pressure	
	ins	mm	psi	bar	psi	bar
E15404	1/4	6.4	20000	1380	5000	345
E15405	5/16	7.9	17000	1172	4250	293
E15406	3/8	9.5	16000	1103	4000	276
E15408	1/2	12.7	14000	965	3500	241
E15410	5/8	15.9	11000	760	2750	190
E15412	3/4	19.0	9000	620	2250	155
E15416	1	25.4	8000	552	2000	138
E15420	1 1/4	31.8	6500	448	1625	112
E15424	1 1/2	38.1	5000	345	1250	86
E15432	2	50.8	4500	310	1125	78

HYDRAULIC HOSE

FOR PRICES price list - page 7 or refer to website www.whp.co.uk

2 WIRE BRAID THICK COVER SKIVE SAE 100R2A


Temp. Range: -40°C to +100°C



Part No	Hose bore		Minimum burst pressure		Working pressure	
	ins	mm	psi	bar	psi	bar
E15204	1/4	6.4	20000	1380	5000	345
E15205	5/16	7.9	17000	1172	4250	293
E15206	3/8	9.5	16000	1103	4000	276
E15208	1/2	12.7	14000	965	3500	241
E15210	5/8	15.9	11000	760	2750	190
E15212	3/4	19.0	9000	620	2250	155
E15216	1	25.4	8000	552	2000	138
E15220	1 1/4	31.8	6500	448	1625	112
E15224	1 1/2	38.1	5000	345	1250	86
E15232	2	50.8	4500	310	1125	78

MULTISPIRAL (MEDIUM/HEAVY) SAE 100R9R/4SP

Temp. Range: -40°C to +100°C
(+120°C max)



Part No	Hose bore		Minimum burst pressure		Working pressure	
	ins	mm	psi	bar	psi	bar
E15904	1/4	6.4	26100	1800	6525	450
E15906	3/8	9.5	25810	1780	6450	445
E15908	1/2	12.7	24070	1660	6000	415
E15910	5/8	15.9	20300	1400	5000	350
E15912	3/4	19.0	20300	1400	5000	350
E15916	1	25.4	16240	1120	4000	280
E15920	1 1/4	31.8	12180	840	3000	210
E15924	1 1/2	38.1	10730	740	2650	185
E15932	2	50.8	9570	660	2360	165

SAE 100R6

Temp. Range: -40°C to +100°C



Part No	Hose bore		Minimum burst pressure		Working pressure	
	ins	mm	psi	bar	psi	bar
E15604	1/4	6.4	1600	110	400	28
E15606	3/8	9.5	1600	110	400	28
E15608	1/2	12.7	1600	110	400	28
E15612	3/4	19.0	1200	83	300	21
E15616	1	25.4	760	52	190	13

SINGLE BRAID HOSE, SYNTHETIC FIBRE SAE 100R7

Temp. Range: -40°C to +95°C



Part No	Hose bore		Minimum burst pressure		Working pressure	
	ins	mm	psi	bar	psi	bar
E15702	1/8	3.2	12000	828	3000	207
E15703	3/16	4.8	12000	828	3000	207
E15704	1/4	6.4	11000	760	2750	190
E15705	5/16	7.9	10000	690	2500	173
E15706	3/8	9.5	9000	620	2250	155

HYDRAULIC HOSE

FOR PRICES contact White House Products by telephone, fax or e-mail or refer to website www.whp.co.uk

ANTI STATIC OIL SUCTION & DISCHARGE HOSE

Temp. Range: -40°C to +100°C



Part No	Hose bore		Minimum burst pressure		Working pressure	
	ins	mm	psi	bar	psi	bar
E160812	3/4	19.0	450	30	150	10
E160816	1	25.4	450	30	150	10
E160820	1 1/4	31.8	450	30	150	10
E160824	1 1/2	38.1	450	30	150	10
E160828	1 3/4	44.5	450	30	150	10
E160832	2	50.8	450	30	150	10
E160840	2 1/2	63.5	450	30	150	10
E160844	2 3/4	69.9	450	30	150	10

SUPERTWIN HOSE

Temp. Range: -40°C to +95°C




Part No	Hose bore		Minimum burst pressure		Working pressure	
	ins	mm	psi	bar	psi	bar
E151006	3/8	9.5	13000	895	3250	225
E151008	1/2	12.7	11000	760	2750	190

HOSE PROTECTION SYSTEMS

FOR PRICES contact White House Products by telephone, fax or e-mail or refer to website www.whp.co.uk

STEEL SPRING GUARD



PLASTIC ARMOUR GUARD



RUBBER SLEEVES FOR PRESSURE WASHER HOSES













Part No	Hose bore	
	ins	mm
G15404	1/4	6.4
G15405	5/16	7.9
G15406	3/8	9.5
G15408	1/2	12.7
G15410	5/8	15.9
G15412	3/4	19.0
G15416	1	25.4
G15420	1 1/4	31.8





Part No	Hose bore	
	ins	mm
G16406	3/8	9.5

Part No	Hose bore	
	ins	mm
G17404	1/4	6.4
G17405	5/16	7.9
G17406	3/8	9.5

ONE & TWO WIRE SWAGED FITTINGS BSP TAPER, PARALLEL & NPT

FOR PRICES price list - page 8 or refer to website www.whp.co.uk											
THREAD	HOSE	Male Taper	Male Parallel 60° Cone	Female 60° Cone	90° Swept Female 60° Cone	45° Swept Female 60° Cone	90° Cmpct Female 60° Cone	45° Cmpct Female 60° Cone	Flat Faced Female	Flat Faced Male	NPT Male Flat Face
1/8	1/8		S020202	S030202							
1/8	3/16	S010203	S020203	S030203							
1/8	1/4	S010204	S020204	S030204	S040204	S050204					S090204
1/4	3/16			S030403							
1/4	1/4	S010404	S020404	S030404	S040404	S050404	S060404	S070404	S100404		S090404
1/4	5/16		S020405	S030405		S050405					S090405
1/4	3/8	S010406	S020406	S030406		S050406					S090406
3/8	1/4	S010604	S020604	S030604	S040604	S050604	S060604		S100604		S090604
3/8	5/16		S020605	S030605	S040605	S050605					S090605
3/8	3/8	S010606	S020606	S030606	S040606	S050606	S060606	S070606	S100606	S110606	S090606
3/8	1/2	S010608	S020608	S030608	S040608	S050608					S090608
1/2	1/4		S020804								
1/2	5/16		S020805	S030805					S100805		
1/2	3/8	S010806	S020806	S030806	S040806	S050806	S060806		S100806	S110806	S090806
1/2	1/2	S010808	S020808	S030808	S040808	S050808	S060808	S070808	S100808	S110808	S090808
5/8	3/8								S101006		
5/8	1/2	S011008		S031008					S101008		
5/8	5/8	S011010	S021010	S031010	S041010	S051010	S061010		S101010		S091010
3/4	1/2		S021208	S031208	S041208	S051208			S101208		
3/4	5/8		S021210	S031210	S041210	S051210			S101210		S091210
3/4	3/4	S011212	S021212	S031212	S041212	S051212	S061212		S101212		S091212
1"	3/4		S021612	S031612	S041612						
1"	1"	S011616	S021616	S031616	S041616	S051616	S061616	S071616	S101616		S091616
1 1/4	1"		S022016	S032016							
1 1/4	1 1/4	S012020	S022020	S032020	S042020	S052020	S062020				S092020
1 1/2	1 1/2	S012424	S022424	S032424	S042424	S052424					S092424
2"	2"	S013232	S023232	S033232	S043232	S053232					S093232

ONE & TWO WIRE SWAGED FITTINGS FRENCH 24° GAS METRIC

FOR PRICES price list - page 9 or refer to website www.whp.co.uk					
THREAD	HOSE	Male	Female	90° Swept	45° Swept
20 x 1.5	3/8	S652006	S662006	S672006	S682006
24 x 1.5	1/2	S652408	S662408	S672408	S682408
30 x 1.5	5/8	S653010	S663010	S673010	S683010
30 x 1.5	3/4	S653012	S663012	S673012	S683012
36 x 1.5	3/4	S653612	S663612	S673612	S683612
36 x 1.5	1"	S653616			
45 x 1.5	1"	S654516	S664516	S674516	S684516

ONE & TWO WIRE SWAGED FITTINGS ORFS

FOR PRICES price list - page 9 or refer to website www.whp.co.uk				
THREAD	HOSE	Female	90° Swept	45° Swept
9/16	1/4	S700904	S710904	S720904
11/16	3/8	S701106	S711106	S721106
13/16	3/8	S701306	S711306	S721306
13/16	1/2	S701308	S711308	S721308
1"	1/2	S701608		
1"	5/8	S701610	S711610	S721610
1 3/16	5/8	S701910	S711910	
1 3/16	3/4	S701912	S711912	S721912
1 7/16	1"	S702316	S712316	S722316

ONE & TWO WIRE SWAGED FITTINGS SAE 3000 SERIES FLANGES

FOR PRICES
price list - page 8
or refer to website
www.whp.co.uk



FLANGE SIZE	HOSE	SAE Straight Flange 3000 psi	SAE Flange 90° 3000 psi	SAE Flange 45° 3000 psi
1/2	1/2	S450808	S460808	S470808
3/4	1/2	S451208	S461208	S471208
3/4	3/4	S451212	S461212	S471212
3/4	1"	S451216	S461216	S471216
1"	3/4	S451612	S461612	S471612
1"	1"	S451616	S461616	S471616
1 1/4	1"	S452016	S462016	S472016
1 1/4	1 1/4	S452020	S462020	S472020
1 1/4	1 1/2	S452024		
1 1/2	1 1/4	S452420	S462420	S472420
1 1/2	1 1/2	S452424	S462424	
2"	1 1/2		S463224	
2"	2"			S473232

ONE & TWO WIRE SWAGED FITTINGS SAE 6000 SERIES FLANGES

FOR PRICES
price list - page 8
or refer to website
www.whp.co.uk



FLANGE SIZE	HOSE	SAE 6000psi Straight Flange	SAE 6000psi 90° Swept	SAE 6000psi 45° Swept
1/2	1/2	S500808	S510808	S520808
3/4	1/2	S501208	S511208	S521208
3/4	3/4	S501212	S511212	S521212
3/4	1"			
1"	3/4	S501612	S511612	S521612
1"	1"	S501616	S511616	S521616
1 1/4	1"	S502016	S512016	
1 1/4	1 1/4	S502020		S522020
1 1/4	1 1/2			
1 1/2	1 1/4	S502420	S512420	
1 1/2	1 1/2			
2"	1 1/2			
2"	2"			


ONE & TWO WIRE SWAGED FITTINGS METRIC THREAD DIN 2353 24° CONE LIGHT & HEAVY

FOR PRICES
price list - page 10
or refer to website
www.whp.co.uk



THREAD	HOSE	Karcher Female Inserts	Male Light	Female Light	90° Swept Light	45° Swept Light	Male Heavy	Female Heavy	90° Swept Heavy	45° Swept Heavy
12 x 1.5	1/4		S251204	S261204	S271204	S281204				
14 x 1.5	1/4		S251404	S261404	S271404	S281404				
16 x 1.5	1/4		S251604	S261604	S271604	S281604	S291604	S301604	S311604	
16 x 1.5	5/16		S251605	S261605	S271605	S281605				
16 x 1.5	3/8		S251606	S261606	S271606	S281606				
18 x 1.5	1/4						S291804	S301804	S311804	S321804
18 x 1.5	5/16			S261805	S271805					
18 x 1.5	3/8		S251806	S261806	S271806	S281806				
19 x 1.5	3/8						S291906	S301906		
20 x 1.5	5/16						S292005	S302005	S312005	S322005
20 x 1.5	3/8						S292006	S302006	S312006	S322006
22 x 1.5	1/4	S2422K04								
22 x 1.5	5/16	S2422K05								
22 x 1.5	3/8	S2422K06	S252206				S292206	S302206	S312206	S322206
22 x 1.5	1/2		S252208	S262208	S272208	S282208				
24 x 1.5	1/2						S292408	S302408	S312408	S322408
26 x 1.5	5/8		S252610	S262610	S272610	S282610				
30 x 2.0	5/8						S293010	S303010	S313010	S323010
30 x 2.0	3/4		S253012	S263012	S273012	S283012				
36 x 2.0	3/4						S293612	S303612	S313612	S323612
36 x 2.0	1"		S253616	S263616	S273616	S283616				
42 x 2.0	1"						S294216	S304216	S314216	S324216
45 x 2.0	1 1/4		S254520	S264520	S274520					
52 x 2.0	1 1/4			S265220			S295220	S305220	S315220	

ONE & TWO WIRE SWAGED FITTINGS JIC - SAE

FOR PRICES price list - page 9 or refer to website www.whp.co.uk											
THREAD	HOSE BORE	JIC Male 74° Cone	JIC Female 74° Cone	JIC 90° Swept Female 74° Cone	JIC 45° Swept Female 74° Cone	90° Cmpct Female 74° Cone	45° Cmpct Female 74° Cone	SAE 'O' Ring Male	SAE 'O' Ring Male Swivel	SAE 'O' Ring 90° Cmpct Male Swivel	SAE 'O' Ring 90° Swept Male Swivel
7/16	3/16		S140703								
7/16	1/4	S130704	S140704	S150704	S160704	S170704		S190704			
1/2	1/4	S130804	S140804	S150804	S160804	S170804		S190804			
1/2	3/8	S130806	S140806	S150806	S160806						
1/2	1/2			S150808							
9/16	1/4	S130904	S140904	S150904	S160904	S170904	S180904	S190904			
9/16	5/16	S130905	S140905	S150905	S160905						
9/16	3/8	S130906	S140906	S150906	S160906	S170906		S190906			
9/16	1/2	S130908									
5/8	3/8	S131006	S141006	S151006	S161006						
3/4	3/8	S131206	S141206	S151206	S161206	S171206		S191206			
3/4	1/2	S131208	S141208	S151208	S161208	S171208		S191208	S201208		
3/4	5/8	S131210									
7/8	3/8	S131406	S141406	S151406							
7/8	1/2	S131408	S141408	S151408	S161408	S171408		S191408	S201408		
7/8	5/8	S131410	S141410	S151410	S161410	S171410		S191410		S211410	S221410
1 1/16	3/8		S141706								
1 1/16	1/2	S131708	S141708	S151708	S161708			S191708			
1 1/16	5/8	S131710	S141710	S151710	S161710	S171710		S191710			
1 1/16	3/4	S131712	S141712	S151712	S161712	S171712		S191712	S201712	S211712	
1 3/16	1/2	S131908	S141908								
1 3/16	3/4	S131912	S141912	S151912	S161912	S171912					
1 3/16	1"	S191916	S141916	S151916							
1 5/16	3/4	S132112	S142112	S152112	S162112						
1 5/16	1"	S132116	S142116	S152116	S162116	S172116	S182116				
1 5/16	1 1/4	S132120									
1 3/8	1/2								S202208		
1 5/8	1"		S142616								
1 5/8	1 1/4	S132620	S142620	S152620							
1 7/8	1 1/2	S133024	S143024	S153024							
2 1/2	2"		S144032								

ONE & TWO WIRE SWAGED FITTINGS KOMATSU FEMALE


FOR PRICES
price list - page 10
or refer to website
www.whp.co.uk



THREAD	HOSE	Female	90° Swept Female
14 x 1.5	1/4	S601404	S611404
18 x 1.5	3/8	S601806	S611806
22 x 1.5	1/2	S602208	S612208
24 x 1.5	5/8	S602410	S612410
30 x 1.5	3/4	S603012	S613012
33 x 1.5	1"	S603316	
36 x 1.5	1 1/4	S603620	
42 x 1.5	1"	S604216	
42 x 1.5	1 1/2	S604224	

ONE & TWO WIRE SWAGED FITTINGS NPF (TOYOTA) FEMALE


FOR PRICES
price list - page 10
or refer to website
www.whp.co.uk



THREAD	HOSE	Female
1/4	1/4	S620404
3/8	3/8	S620606
1/2	1/2	S620808
3/4	3/4	S621212
1"	1"	S621616
1 1/4	1 1/4	S622020

ONE & TWO WIRE SWAGED FITTINGS STANDPIPES, METRIC LIGHT & HEAVY

FOR PRICES
price list - page 11
or refer to website
www.whp.co.uk



STANDPIPE OUTSIDE DIAMETER (mm)	HOSE	Straight Standpipe Light	90° Swept Standpipe Light	45° Swept Standpipe Light	Straight Standpipe Heavy	90° Swept Standpipe Heavy	45° Swept Standpipe Heavy
6	3/16	S350603	S360603	S370603			
6	1/4	S350604	S360604	S370604			
8	1/4	S350804	S360804	S370804		S390804	S400804
10	1/4		S361004		S381004	S391004	S401004
10	5/16	S351005	S361005	S371005			
10	3/8	S351006	S361006	S371006	S381006		
10	5/8		S361010				
12	1/4				S381204		
12	5/16				S381205	S391205	S401205
12	3/8	S351206	S361206	S371206	S381206	S391206	S401206
14	3/8				S381406	S391406	S401406
15	3/8	S351506					
15	1/2	S351508	S361508	S371508			
16	1/2				S381608	S391608	S401608
18	1/2				S381808	S391808	
18	5/8	S351810	S361810	S371810			
20	5/8				S382010	S392010	S402010
20	3/4	S352012					
22	3/4	S352212	S362212		S382212		
25	3/4				S382512	S392512	S402512
25	1"				S382516	S392516	
28	1"	S352816	S362816	S372816			
30	1"				S383016	S393016	S403016
38	1 1/4				S383820		

ONE & TWO WIRE SWAGED FITTINGS IMPERIAL OUTSIDE DIAMETER STANDPIPES

FOR PRICES
price list - page 11
or refer to website
www.whp.co.uk



STANDPIPE OUTSIDE DIAMETER	HOSE	Imperial O/D Standpipe
1/4	1/4	S440404
3/8	1/4	S440604
3/8	3/8	S440606
1/2	3/8	S440806
1/2	1/2	S440808
3/4	3/4	S441212
1"	3/4	S441612
1"	1"	S441616
1 1/4	1 1/4	S442020

ONE & TWO WIRE SWAGED FITTINGS BSP BANJO INSERTS

FOR PRICES
price list - page 11
or refer to website
www.whp.co.uk



BSP BANJO SIZE	HOSE	BSP Banjo Insert
1/4	1/4	S080404
1/4	3/8	S080406
3/8	1/4	S080604
3/8	3/8	S080606
1/2	3/8	S080806
1/2	1/2	S080808
5/8	5/8	S081010
3/4	3/4	S081212

ONE & TWO WIRE SWAGED FITTINGS METRIC BANJO INSERTS

FOR PRICES
price list - page 11
or refer to website
www.whp.co.uk



METRIC BANJO SIZE	HOSE	Metric Banjo Insert
10	3/16	S331003
12	1/4	S331204
14	1/4	S331404
14	5/16	S331405
14	3/8	S331406
16	3/8	S331606
18	3/8	S331806
18	1/2	S331808
22	1/2	S332208
22	5/8	S332210
30	3/4	S333012

MULTI-SPIRAL FITTINGS BSP


FOR PRICES
price list - page 12
or refer to website
www.whp.co.uk



THREAD	HOSE	Male	Female	90° Swept	45° Swept
1/4	1/4	MS010404	MS020404	MS030404	MS040404
3/8	3/8	MS010606	MS020606	MS030606	MS040606
1/2	1/2	MS010808	MS020808	MS030808	MS040808
5/8	5/8	MS011010	MS021010	MS031010	MS041010
3/4	3/4	MS011212	MS021212	MS031212	MS041212
1"	1"	MS011616	MS021616	MS031616	MS041616
1 1/4	1 1/4	MS012020	MS022020	MS032020	MS042020
1 1/2	1 1/2		MS022424		MS042424

MULTI-SPIRAL FITTINGS JIC

FOR PRICES
price list - page 12
or refer to website
www.whp.co.uk



THREAD	HOSE	Male	Female	90° Swept	45° Swept
3/4	1/2	MS101208	MS111208	MS121208	MS131208
7/8	1/2	MS101408	MS111408	MS121408	
7/8	5/8	MS101410	MS111410		
1 1/16	1/2			MS121708	
1 1/16	5/8	MS101710	MS111710	MS121710	
1 1/16	3/4	MS101712	MS111712	MS121712	MS131712
1 3/16	3/4	MS101912	MS111912	MS121912	MS131912
1 5/16	3/4		MS112112	MS122112	
1 5/16	1"	MS102116	MS112116	MS122116	MS132116
1 5/8	1"		MS112616		
1 5/8	1 1/4	MS102620	MS112620	MS122620	MS132620

BSP & METRIC BANJO BOLTS

FOR PRICES
price list - page 12
or refer to website
www.whp.co.uk



THREAD	BANJO SIZE	BSP Banjo Bolt	Metric Banjo Bolt
1/4	1/4	R090404	
3/8	3/8	R090606	
1/2	1/2	R090808	
3/4	3/4	R091212	
10mm	10mm		R281010
12mm	12mm		R281212
14mm	14mm		R281414
16mm	16mm		R281616
18mm	18mm		R281818
22mm	22mm		R282222
30mm	30mm		R283030

MULTI-SPIRAL FITTINGS METRIC 24° CONE DIN SPEC 2353

FOR PRICES
price list - page 12
or refer to website
www.whp.co.uk






THREAD	HOSE	Male	Female	90° Swept	45° Swept
16 x 1.5	1/4		MS211604		
18 x 1.5	3/8			MS221806	
20 x 1.5	3/8	MS202006	MS212006		
22 x 1.5	3/8	MS202206	MS212206		
22 x 1.5	1/2		MS212208		MS232208
24 x 1.5	1/2	MS202408	MS212408	MS222408	MS232408
26 x 1.5	5/8		MS212610	MS222610	MS232610
30 x 2.0	5/8	MS203010	MS213010	MS223010	MS233010
30 x 2.0	3/4			MS223012	MS233012
36 x 2.0	3/4	MS203612	MS213612	MS223612	MS233612
36 x 2.0	1"	MS203616	MS213616	MS223616	MS233616
42 x 2.0	1"	MS204216	MS214216	MS224216	
45 x 2.0	1 1/4	MS204520	MS214520	MS224520	
52 x 2.0	1 1/4	MS205220	MS215220	MS225220	

MULTI-SPIRAL FITTINGS 3000 & 6000 SERIES SAE FLANGES

FOR PRICES price list - page 13 or refer to website www.whp.co.uk							
FLANGE	HOSE	3000 Series Straight	3000 Series 90° Swept	3000 Series 45° Swept	6000 Series Straight	6000 Series 90° Swept	6000 Series 45° Swept
1/2	1/2	MS300808	MS310808		MS400808	MS410808	
3/4	1/2				MS401208	MS411208	MS421208
3/4	5/8	MS301210	MS311210		MS401210	MS411210	
3/4	3/4	MS301212	MS311212	MS321212	MS401212	MS411212	MS421212
1"	3/4	MS301612	MS311612	MS321612	MS401612	MS411612	MS421612
1"	1"	MS301616	MS311616	MS321616	MS401616	MS411616	MS421616
1 1/4	1"	MS302016	MS312016	MS322016	MS402016	MS412016	MS422016
1 1/4	1 1/4	MS302020	MS312020	MS322020	MS402020	MS412020	MS422020
1 1/2	1 1/4	MS302420			MS402420	MS412420	MS422420
1 1/2	1 1/2				MS402424		
2"	2"			MS323232			

MULTI-SPIRAL FITTINGS POCLAIN FLANGES

FOR PRICES price list - page 13 or refer to website www.whp.co.uk				
FLANGE SIZE	HOSE	Straight Fixed Flange	Straight Swivel Flange	90° Swept Flange
1/2	1/2	MS500808	MS510808	MS520808
5/8	5/8	MS501010	MS511010	MS521010
3/4	3/4	MS501212	MS511212	MS521212
1"	1"	MS501616	MS511616	MS521616
1 1/4	1 1/4	MS502020	MS512020	MS522020










SAE 3000 & 6000 SERIES FLANGE CLAMPS

FOR PRICES price list - page 13 or refer to website www.whp.co.uk			
FLANGE SIZE		3000 Series	6000 Series
3/4		FC0112	FC0212
1"		FC0116	FC0216
1 1/4		FC0120	FC0220
1 1/2		FC0124	

SWAGED STANDARD & MULTI-SPIRAL FERRULES

FOR PRICES price list - page 13 or refer to website www.whp.co.uk								
HOSE BORE		SAE 100 R7 Suitable for R7 Hose	SAE 100 R8 Suitable for R8 Hose	SAE 100 R1A Suitable for R1A Hose	SAE 100 R2A Suitable for R2A Hose	SAE 100 R1T Suitable for R1T Hose	SAE 100 R2T Suitable for R2T Hose	SAE 100 R9R Suitable for R9R/4SP
1/8	SF0702							
3/16	SF0703			SF1103		SF1303	SF1403	
1/4	SF0704			SF1104	SF1204	SF1304	SF1404	SF0304
5/16	SF0705			SF1105	SF1205	SF1305	SF1405	
3/8	SF0706			SF1106	SF1206	SF1306	SF1406	SF0306
1/2	SF0708		SF0808	SF1108	SF1208	SF1308	SF1408	SF0308
5/8				SF1110	SF1210	SF1310	SF1410	SF0310
3/4				SF1112	SF1212	SF1312	SF1412	SF0312
1"				SF1116	SF1216	FS1316	SF1416	SF0316
1 1/4					SF1220	SF1320	SF1420	SF0320
1 1/2					SF1224	SF1324	SF1424	SF0324
2"							SF1432	SF0332

ONE & TWO WIRE REUSABLE FITTINGS BSP TAPER, PARALLEL & NPT

FOR PRICES price list - page 14 or refer to website www.whp.co.uk										
THREAD	HOSE	Male Taper	Male Parallel 60° Cone	Female 60° Cone	90° Swept Female 60° Cone	45° Swept Female 60° Cone	90° Cmpct Female 60° Cone	45° Cmpct Female 60° Cone	Flat Faced Female	NPT Male 60° Seat
1/8	1/4				R040204	R050204				
1/4	1/4	R010404	R020404	R030404	R040404	R050404	R060404	R070404		R100404
1/4	3/8		R020406							
3/8	1/4		R020604	R030604	R040604	R050604	R060604			
3/8	5/16		R020605	R030605	R040605					
3/8	3/8	R010606	R020606	R030606	R040606	R050606	R060606	R070606		R100606
3/8	1/2	R010608	R020608	R030608	R040608					
1/2	3/8	R010806	R020806	R030806	R040806	R050806			R080806	
1/2	1/2	R010808	R020808	R030808	R040808	R050808	R060808	R070808		R100808
5/8	1/2			R031008						
5/8	5/8		R021010	R031010	R041010	R051010	R061010			
3/4	1/2								R081208	
3/4	5/8		R021210	R031210	R041210					
3/4	3/4	R011212	R021212	R031212	R041212	R051212	R061212	R071212		R101212
1"	1"		R021616	R031616	R041616	R051616	R061616	R071616		R101616






ONE & TWO WIRE REUSABLE FITTINGS JIC

FOR PRICES price list - page 14 or refer to website www.whp.co.uk							
THREAD	HOSE	JIC Male 74° Cone	JIC Female 74° Cone	JIC 90° Swept Female 74° Cone	JIC 45° Swept Female 74° Cone	JIC 90° Cmpct Female 74° Cone	JIC 45° Cmpct Female 74° Cone
7/16	1/4	R110704	R120704	R130704	R140704		
1/2	1/4	R110804	R120804	R130804	R140804		
9/16	1/4	R110904	R120904	R130904	R140904		
9/16	3/8	R110906	R120906	R130906	R140906		
5/8	3/8		R121006	R131006			
3/4	3/8	R111206	R121206	R131206	R141206		
3/4	1/2	R111208	R121208	R131208	R141208	R151208	
7/8	3/8			R131406			
7/8	1/2	R111408	R121408	R131408	R141408	R151408	R161408
7/8	5/8	R111410	R121410	R131410	R141410		
1 1/16	5/8	R111710	R121710	R131710	R141710		
1 1/16	3/4	R111712	R121712	R131712	R141712		
1 3/16	3/4	R111912	R121912	R131912			
1 5/16	3/4				R142112		
1 5/16	1"	R112116	R122116	R132116			

ONE & TWO WIRE REUSABLE FITTINGS METRIC DIN 2353 24° CONE LIGHT & HEAVY

FOR PRICES price list - page 15 or refer to website www.whp.co.uk							
THREAD	HOSE	Male Light	Female Light	90° Swept Light	Male Heavy	Female Heavy	90° Swept Heavy
12 x 1.5	1/4	R181204	R191204				
14 x 1.5	1/4	R181404	R191404	R201404			
16 x 1.5	1/4		R191604	R201604	R221604	R231604	
16 x 1.5	5/16	R181605					
16 x 1.5	3/8	R181606	R191606	R201606			
18 x 1.5	1/4						
18 x 1.5	3/8	R181806	R191806	R201806			
20 x 1.5	5/16				R222005		
20 x 1.5	3/8				R222006	R232006	R242006
22 x 1.5	3/8				R222206	R232206	
22 x 1.5	1/2	R182208	R192208	R202208			
24 x 1.5	1/2				R222408	R232408	R242408
26 x 1.5	1/2		R192608				
26 x 1.5	5/8	R182610	R192610	R202610			

ONE & TWO WIRE REUSABLE FITTINGS STANDPIPES, METRIC LIGHT & HEAVY

FOR PRICES price list - page 15 or refer to website www.whp.co.uk							
STANDPIPE OUTSIDE DIAMETER (mm)	HOSE	Straight Standpipe Light	90° Swept Standpipe Light	45° Swept Standpipe Light	Straight Standpipe Heavy	90° Swept Standpipe Heavy	45° Swept Standpipe Heavy
6	1/4	R300604					
8	1/4	R300804					
10	1/4				R331004	R341004	R351004
10	3/8		R311006				
10	3/8	R301006		R321006			
12	3/8				R331206	R341206	
14	3/8				R331406	R341406	R351406
15	1/2	R301508	R311508	R321508			
16	1/2				R331608	R341608	R351608
18	5/8	R301810					

ONE & TWO WIRE RE-USEABLE FITTINGS FERRULES


FOR PRICES
price list - page 15
or refer to website
www.whp.co.uk



HOSE	R1A Skive Ferrules for SAE 100 R1A Hose	R2A Skive Ferrules for SAE 100 R2A Hose	R1T non Skive Ferrules for SAE 100 R1T Hose	R2T non Skive Ferrules for SAE 100 R2T Hose
1/4	RF0104	RF0204	RF0304	RF0404
5/16		RF0205	RF0305	RF0405
3/8	RF0106	RF0206	RF0306	RF0406
1/2	RF0108	RF0208	RF0308	RF0408
5/8	RF0110	RF0210	RF0310	RF0410
3/4	RF0112	RF0212	RF0312	RF0412
1"		RF0216	RF0316	RF0416
1 1/2		RF0224		

HOSE SLEEVE & HOSE TAIL INSERTS

FOR PRICES
contact White House
Products by telephone,
fax or e-mail or refer to
website www.whp.co.uk




HOSE	Hose Sleeve	Hose Tail Insert
3/16		SHT03
1/4		SHT04
3/8	SB0106	SHT06
1/2	SB0108	SHT08
5/8	SB0110	SHT10
3/4	SB0112	SHT12

**BSP x BSP, BSP x NPTF, NPTF x BSP, NPTF x NPTF ADAPTORS,
BSP BULKHEADS, BSP BUSHES, BSP x NPTF BUSHES**

FOR PRICES
price list -
page 17-24
or refer to website
www.whp.co.uk

SIZE	BSP Male x Male Adaptors	BSP Male x Female Adaptors	BSP Female x Female Adaptors	BSP Taper Male x Male Adaptors	BSP Male x BSP Taper Male Adaptors	BSP Taper Male x BSP Female Adaptors	BSP Male x NPTF Male Adaptors	NPTF Male x BSP Female Adaptors	NPTF Male x Male Adaptors	BSP Bulkheads, C/W Nuts	BSP Male x Fixed Female Bushes	BSP Male x NPTF Fixed Female Bushes
1/8 x 1/8	E10101	E20101	E30101	E101T01T		E201T01	E10101N			E23010		E240101N
1/8 x 1/4	E10102	E20102	E30102	E101T02T			E10102N				E240102	
1/8 x 3/8	E10103			E101T03T	E10103T							
1/4 x 1/8		E20201			E10201T		E10201N				E240201	
1/4 x 1/4	E10202	E20202	E30202	E102T02T	E10202T		E10202N	E202N02	E102N02N	E23020	E240202	
1/4 x 3/8	E10203	E20203	E30203	E102T03T	E10203T		E10203N		E102N03N		E240203	
1/4 x 1/2	E10204	E20204	E30204	E102T04T			E10204N		E102N04N		E240204	
1/4 x 3/4	E10206		E30206									
3/8 x 1/8		E20301					E10301N					
3/8 x 1/4		E20302			E10302T		E10302N				E240302	
3/8 x 3/8	E10303	E20303	E30303	E103T03T	E10303T		E10303N	E203N03		E23030	E240303	E240303N
3/8 x 1/2	E10304	E20304	E30304	E103T04T	E10304T		E10304N		E103N04N		E240304	
3/8 x 5/8	E10305	E20305	E30305									
3/8 x 3/4	E10306	E20306										
3/8 x 1"	E10308	E20308										
1/2 x 1/4		E20402			E10402T		E10402N				E240402	E240402N
1/2 x 3/8		E20403			E10403T	E204T03	E10403N				E240403	
1/2 x 1/2	E10404	E20404	E30404	E104T04T	E10404T		E10404N	E204N04	E104N04N	E23040	E240404	
1/2 x 5/8	E10405	E20405	E30405		E10405T							
1/2 x 3/4	E10406	E20406	E30406		E10406T		E10406N		E104N06N			
1/2 x 1"	E10408	E20408	E30408				E10408N		E104N08N			
1/2 x 1 1/4	E10410				E10410T							
5/8 x 1/2		E20504			E10504T						E240504	
5/8 x 5/8	E10505	E20505	E30505		E10505T					E23050		
5/8 x 3/4	E10506	E20506	E30506									
5/8 x 1"	E10508	E20508										
3/4 x 1/4		E20602									E240602	
3/4 x 3/8		E20603									E240603	
3/4 x 1/2		E20604			E10604T		E10604N				E240604	
3/4 x 3/4	E10606	E20606	E30606	E106T06T	E10606T	E206T06	E10606N	E206N06	E106N06N	E23060	E240606	
3/4 x 1"	E10608	E20608	E30608	E106T08T	E10608T		E10608N		E106N08N		E240608	
3/4 x 1 1/4	E10610	E20610					E10610N					
3/4 x 1 1/2	E10612				E10612T							
1" x 1/2		E20804									E240804	
1" x 3/4		E20806			E10806T						E240806	
1" x 1"	E10808	E20808	E30808	E108T08T	E10808T		E10808N		E108N08N	E23080	E240808	
1" x 1 1/4	E10810	E20810	E30810		E10810T		E10810N					
1" x 1 1/2	E10812	E20812	E30812		E10812T		E10812N					
1 1/4 x 3/4		E21006									E241006	
1 1/4 x 1 1/4	E11010	E21010	E31010	E110T10T	E11010T					E23100		
1 1/4 x 1 1/2	E11012	E21012	E31012									
1 1/2 x 1 1/2	E11212	E21212	E31212		E11212T		E11212N		E112N12N	E23120		
1 1/2 x 2"	E11216				E11216T							
2" x 2"	E11616	E21616		E116T16T	E11616T							

BSP x JIC, BSP x SAE, NPTF x JIC ADAPTORS

FOR PRICES price list - page 17-24 or refer to website www.whp.co.uk					
	SIZE	BSP Male x JIC Male Adaptors	BSP Male x JIC Female Adaptors	BSP Female x JIC Female Adaptors	BSP Male x SAE 'O' Ring Male Adaptors
1/8 x 7/16	E10107J				
1/8 x 9/16	E10109J				
1/4 x 7/16	E10207J	E20207J	E30207J	E10207S	E107J02N
1/4 x 1/2	E10208J	E20208J		E10208S	
1/4 x 9/16	E10209J	E20209J	E30209J	E10209S	
1/4 x 3/4	E10212J	E20212J			
3/8 x 7/16	E10307J	E20307J		E10307S	
3/8 x 1/2	E10308J	E20308J	E30308J		
3/8 x 9/16	E10309J	E20309J	E30309J	E10309S	E103N09J
3/8 x 5/8				E10310S	
3/8 x 3/4	E10312J	E20312J	E30312J	E10312S	
3/8 x 7/8	E10314J	E20314J	E30314J	E10314S	
3/8 x 1 1/16	E10317J				
1/2 x 7/16	E10407J				
1/2 x 1/2	E10408J			E10408S	
1/2 x 9/16	E10409J	E20409J	E30409J	E10409S	
1/2 x 3/4	E10412J	E20412J	E30412J	E10412S	E104N12J
1/2 x 7/8	E10414J	E20414J	E30414J	E10414S	
1/2 x 1 1/16	E10417J	E20417J		E10417S	
1/2 x 1 5/16	E10421J				
5/8 x 3/4		E20512J			
5/8 x 7/8	E10514J	E20514J			
5/8 x 1 1/16		E20517J			
5/8 x 1 5/16	E10521J				
3/4 x 7/16	E10607J				
3/4 x 1/2	E10608J				
3/4 x 9/16	E10609J				
3/4 x 3/4	E10612J	E20612J			
3/4 x 7/8	E10614J	E20614J		E10614S	
3/4 x 1 1/16	E10617J	E20617J	E30617J	E10617S	E106N17J
3/4 x 1 3/16	E10619J	E20619J	E30619J		
3/4 x 1 5/16	E10621J	E20621J	E30621J	E10621S	
3/4 x 1 5/8				E10626S	
1" x 3/4	E10812J				
1" x 7/8	E10814J				
1" x 1 1/16	E10817J	E20817J			
1" x 1 3/16	E10819J				
1" x 1 5/16	E10821J	E20821J			E108N21J
1" x 1 1/2		E20812J			
1" x 1 5/8	E10826J				
1 1/4 x 1 5/16	E11021J				
1 1/4 x 1 5/8	E11026J	E21026J			
1 1/2 x 1 5/16	E11221J				
1 1/2 x 1 5/8	E11226J				

JIC x JIC, JIC x SAE ADAPTORS, JIC BULKHEADS

FOR PRICES price list - page 17-24 or refer to website www.whp.co.uk					
SIZE	JIC Male x Male Adaptors	JIC Male x Female Adaptors	JIC Female x Female Adaptors	JIC Male x SAE 'O' RING Male Adaptors	JIC BULKHEADS, C/W Nuts
7/16 x 7/16	E107J07J	E207J07J	E307J07J	E107J07S	E2307J0
7/16 x 1/2	E107J08J				
7/16 x 9/16	E107J09J	E207J09J			
7/16 x 3/4	E107J12J				
1/2 x 1/2	E108J08J	E208J08J	E308J08J	E108J08S	E2308J0
1/2 x 9/16	E108J09J		E308J09J		
1/2 x 3/4	E108J12J				
9/16 x 7/16		E209J07J		E109J07S	
9/16 x 9/16	E109J09J	E209J09J	E309J09J	E109J09S	E2309J0
9/16 x 3/4	E109J12J	E209J12J	E309J12J		
9/16 x 7/8	E109J14J	E209J14J			
5/8 x 5/8					E2310J0
3/4 x 9/16		E212J09J			
3/4 x 3/4	E112J12J	E212J12J	E312J12J	E112J12S	E2312J0
3/4 x 7/8	E112J14J	E212J14J	E312J14J		
3/4 x 1 1/16	E112J17J	E212J17J			
7/8 x 3/4		E214J12J			
7/8 x 7/8	E114J14J	E214J14J	E314J14J	E114J14S	E2314J0
7/8 x 1 1/16	E114J17J	E214J17J			
7/8 x 1 3/16	E114J19J				
7/8 x 1 5/16	E114J21J				
1 1/16 x 7/8		E217J14J			
1 1/16 x 1 1/16	E117J17J	E217J17J	E317J17J	E117J17S	E2317J0
1 1/16 x 1 3/16	E117J19J				
1 1/16 x 1 5/16	E117J21J	E217J21J	E317J21J		
1 3/16 x 1 1/16				E119J17S	
1 3/16 x 1 3/16	E119J19J				E2319J0
1 3/16 x 1 5/16	E119J21J				
1 5/16 x 1 1/16		E221J17J			
1 5/16 x 1 5/16	E121J21J	E221J21J	E321J21J		E2321J0
1 5/16 x 1 5/8	E121J26J				
1 5/8 x 1 7/8		E226J30J			

BSP x METRIC ADAPTORS

FOR PRICES
price list -
page 17-24 or
refer to website
www.whp.co.uk



SIZE	BSP Male x Metric Male Adaptors	BSP Male x Metric Female Adaptors	BSP Female x Metric Female Adaptors
1/8 x 12mm	E10112M		
1/8 x 14mm	E10114M		
1/4 x 10mm	E10210M		
1/4 x 12mm	E10212M	E20212M	
1/4 x 14mm	E10214M	E20214M	E30214M
1/4 x 16mm	E10216M	E20216M	
1/4 x 18mm	E10218M	E20218M	
1/4 x 20mm	E10220M		
1/4 x 22mm	E10222M		
3/8 x 12mm	E10312M	E20312M	
3/8 x 14mm	E10314M	E20314M	E30314M
3/8 x 16mm	E10316M	E20316M	E30316M
3/8 x 18 mm	E10318M	E20318M	E30318M
3/8 x 20mm	E10320M	E20320M	E30320M
3/8 x 22mm	E10322M	E20322M	E30322M
3/8 x 24mm		E20324M	
1/2 x 12mm	E10412M		
1/2 x 14mm	E10414M	E20414M	
1/2 x 16mm	E10416M	E20416M	E30416M
1/2 x 18mm	E10418M	E20418M	E30418M
1/2 x 20mm	E10420M	E20420M	E30420M
1/2 x 22 mm	E10422M	E20422M	E30422M
1/2 x 24mm	E10424M	E20424M	E30424M
1/2 x 26mm	E10426M		
1/2 x 28mm	E10428M		
5/8 x 16mm	E10516M		
5/8 x 18mm	E10518M		
5/8 x 22mm	E10522M	E20522M	
5/8 x 26mm	E10526M		
3/4 x 16mm	E10616M		
3/4 x 18mm	E10618M		
3/4 x 20mm	E10620M		
3/4 x 22mm	E10622M	E20622M	
3/4 x 24mm	E10624M		
3/4 x 26mm	E10626M		
3/4 x 30mm	E10630M		
1" x 18mm	E10818M		
1" x 26mm	E10826M		
1" x 30mm	E10830M		
1" x 36mm	E10836M		

METRIC x METRIC ADAPTORS, METRIC BULKHEADS

FOR PRICES
price list -
page 17-24
or refer to website
www.whp.co.uk



SIZE	Metric Male Adaptors	Metric Male x Female Adaptors	Metric Female x Female Adaptors	Metric Bulkheads, C/W Nuts
10mm x 10mm	E110M10M			
10mm x 12mm	E110M12M			
10mm x 14mm	E110M14M			
10mm x 16mm	E110M16M			
12mm x 12mm	E112M12M	E212M12M	E312M12M	
12mm x 14mm	E112M14M			
12mm x 16mm	E112M16M			
12mm x 18mm	E112M18M			
14mm x 14mm	E114M14M	E214M14M	E314M14M	
14mm x 16mm	E114M16M			
14mm x 18mm	E114M18M			
16mm x 16mm	E116M16M	E216M16M	E316M16M	
16mm x 18mm	E116M18M	E216M18M		
16mm x 20mm	E116M20M			
16mm x 22mm	E116M22M			
16mm x 26mm	E116M26M			
18mm x 16mm		E218M16M		
18mm x 18mm	E118M18M	E218M18M	E318M18M	E23018M
18mm x 20mm	E118M20M	E218M20M		
18mm x 22mm	E118M22M	E218M22M	E318M22M	
18mm x 24mm	E118M24M			
18mm x 26mm	E118M26M			
18mm x 30mm	E118M30M			
20mm x 18mm		E220M18M		
20mm x 20mm	E120M20M	E220M20M	E320M20M	E23020M
20mm x 22mm	E120M22M	E220M22M	E320M22M	
20mm x 26mm	E120M26M			
22mm x 18mm		E222M18M		
22mm x 20mm		E222M20M		
22mm x 22mm	E122M22M	E222M22M	E322M22M	E23022M
22mm x 24mm	E122M24M			
24mm x 24mm	E124M24M	E224M24M		
24mm x 26mm	E124M26M			

METRIC x JIC, METRIC x BSP, JIC x BSP, BSP x ORFS ADAPTORS

FOR PRICES price list - page 17-24 or refer to website www.whp.co.uk							
SIZE	Metric Male x JIC Male Adaptors	SIZE	Metric Male x BSP Female Adaptors	SIZE	JIC Male x BSP Female Adaptors	SIZE	BSP Male x ORFS Male Adaptors
16mm x 3/4	E116M12J	12mm x 1/4	E212M02	7/16 x 1/8	E207J01	1/8 x 9/16	E10109FS
18mm x 9/16	E118M09J	14mm x 1/4	E214M02	7/16 x 1/4	E207J02	1/4 x 11/16	E10211FS
18mm x 3/4	E118M12J	14mm x 3/8	E214M03	7/16 x 3/8	E207J03	3/8 x 11/16	E10311FS
18mm x 7/8	E118M14J	14mm x 1/2	E214M04	9/16 x 1/4	E209J02	3/8 x 13/16	E10313FS
20mm x 9/16	E120M09J	16mm x 1/4	E216M02	9/16 x 3/8	E209J03	1/2 x 1"	E10408FS
20mm x 3/4	E120M12J	16mm x 3/8	E216M03	9/16 x 1/2	E209J04	1/2 x 13/16	E10413FS
20mm x 7/8	E120M14J	16mm x 1/2	E216M04	3/4 x 3/8	E212J03	1/2 x 13/16	E10419FS
22mm x 9/16	E122M09J	18mm x 3/8	E218M03	3/4 x 1/2	E212J04	3/4 x 1"	E10608FS
22mm x 3/4	E122M12J	18mm x 1/2	E218M04	3/4 x 3/4	E212J06	1" x 1 7/16	E10823FS
22mm x 7/8	E122M14J	20mm x 3/8	E220M03	7/8 x 3/8	E214J03	1 1/4 x 111/16	E11027FS
		20mm x 1/2	E220M04	7/8 x 1/2	E214J04		
		20mm x 3/4	E220M06	7/8 x 5/8	E214J05		
		22mm x 3/8	E222M03	1 1/16 x 3/4	E217J06		
		22mm x 1/2	E222M04	1 1/16 x 1"	E217J08		
		22mm x 3/4	E222M06	1 5/16 x 3/4	E221J06		
		24mm x 1/2	E224M04	1 5/16 x 1"	E221J08		
		26mm x 3/8	E226M03				
		26mm x 1/2	E226M04				
		26mm x 3/4	E226M06				

JIC x JIC 45° & 90° ELBOWS, JIC x SAE 90° ELBOWS

FOR PRICES price list - page 17-24 or refer to website www.whp.co.uk						
SIZE	JIC Male x Female 90° Cmpct Elbows	JIC Male x Male 90° Cmpct Elbows	JIC Female x Female 90° Cmpct Elbows	JIC Male x Female 45° Cmpct Elbows	JIC Male x SAE Male 90° Cmpct Elbows	JIC Male x SAE Male 90° Cmpct C/W Locknut
7/16 x 7/16	C407J07J			C607J07J	C507J07S	
1/2 x 1/2	C408J08J					
9/16 x 9/16	C409J09J	C509J09J	C709J09J	C609J09J	C509J09S	
9/16 x 3/4					C509J12S	
3/4 x 3/4	C412J12J	C512J12J	C712J12J	C612J12J	C512J12S	C512J12SL
7/8 x 7/8	C414J14J	C514J14J	C714J14J		C514J14S	
1 1/16 x 1 1/16	C417J17J			C617J17J	C517J17S	
1 3/16 x 1 3/16	C419J19J					
1 5/16 x 1 5/16	C421J21J	C521J21J	C721J21J	C621J21J		C521J21SL
1 5/8 x 1 5/8						C526J26SL

BSP x BSP 45° & 90° ELBOWS

FOR PRICES price list - page 17-24 or refer to website www.whp.co.uk						
SIZE	BSP Male x Female 45° Swept Elbows	BSP Male x Male 45° Swept Elbows	BSP Female x Female 45° Swept Elbows	BSP Male x Female 45° Cmpct Elbows	BSP Male x Female 90° Cmpct Elbows	BSP Male x Female 90° Swept Elbows
1/4 x 1/4	E60202	E80202	E90202	C60202	C40202	E40202
1/4 x 3/8					C40203	
3/8 x 3/8	E60303	E80303	E90303	C60303	C40303	E40303
3/8 x 1/2					C40304	
1/2 x 3/8					C40403	
1/2 x 1/2	E60404	E80404	E90404	C60404	C40404	E40404
5/8 x 5/8	E60505			C60505	C40505	E40505
3/4 x 3/4	E60606		E90606	C60606	C40606	E40606
1" x 1"	E60808				C40808	E40808
1 1/4 x 1 1/4	E61010				C41010	E41010
1 1/2 x 1 1/2					C41212	E41212
2" x 2"					C41616	

BSP x BSP 45° & 90° ELBOWS contd.

FOR PRICES price list - page 17-24 or refer to website www.whp.co.uk						
SIZE	BSP Male x Male 90° Cmpct Elbows	BSP Male x Male 90° Swept Elbows	BSP Female x Female 90° Cmpct Elbows	BSP Female x Female 90° Swept Elbows	BSP Male x BSP Taper Male 90° Cmpct Elbows	BSP Male x Male 90° Hexagon Elbow for use with Dowty Seal
1/8 x 1/8	C50101					
1/4 x 1/4	C50202	E50202	C70202	E70202	C50202T	B50202
1/4 x 3/8	C50203					
3/8 x 3/8	C50303	E50303	C70303	E70303	C50303T	B50303
3/8 x 1/2	C50304					
1/2 x 1/2	C50404	E50404	C70404	E70404	C50404T	B50404
5/8 x 5/8	C50505	E50505	C70505	E70505		
3/4 x 3/4	C50606	E50606	C70606	E70606	C50606T	B50606
1" x 1"	C50808	E50808	C70808	E70808		
1 1/2 x 1 1/2		E51212	C71212			

NPTF x JIC, BSP x JIC 90° ELBOWS

FOR PRICES price list - page 17-24 or refer to website www.whp.co.uk				
SIZE	NPTF Male x JIC Male 90° Cmpct Elbows	BSP Male x JIC Male 90° Cmpct Elbows	BSP Male x JIC Male with Locknut 90° Cmpct Elbows	BSP Male with Locknut x JIC Male 90° Cmpct Elbows
1/4 x 7/16	C502N07J	C50207J	C50207JLN	
1/4 x 9/16	C502N09J	C50209J		
3/8 x 9/16	C503N09J	C50309J		
3/8 x 3/4		C50312J	C50312JLN	
1/2 x 3/4		C50412J		C504LN12J
1/2 x 7/8		C50414J		
5/8 x 7/8		C50514J		
3/4 x 1 1/16		C50617J		
1" x 1 1/16		C50817J		
1" x 1 5/16		C50821J		







METRIC STANDPIPE 90° ELBOWS

FOR PRICES price list - page 17-24 or refer to website www.whp.co.uk	
SIZE	Metric Male / Standpipe 90° Cmpct Elbows
12mm x 6mm	E012M06M
14mm x 8mm	E014M08M
16mm x 10mm	E016M10M
18mm x 12mm	E018M12M

BSP TEES AND CROSSES

FOR PRICES price list - page 17-24 or refer to website www.whp.co.uk		
SIZE	BSP Male Tees Reducing on Branch	BSP Male / Male / Female Tees Reducing on Branch
1/4 x 1/4 x 3/8	E810202031	
3/8 x 3/8 x 1/4		E810303022
3/8 x 3/8 x 1/2	E810303041	E810303042
1/2 x 1/2 x 1/4	E810404021	
1/2 x 1/2 x 3/8	E810404031	E810404032
3/4 x 3/4 x 1/2	E810606041	
1" x 1" x 3/4	E810808061	
1 1/4 x 1 1/4 x 1"	E811010081	

BSP TEES AND CROSSES

FOR PRICES price list - page 17-24 or refer to website www.whp.co.uk								
SIZE	BSP Male Tees	BSP Female Tees	BSP Male / Male / Female Tees	BSP Male / Female / Male Tees	BSP Male / Female / Female Tees	BSP Female / Female / Male Tees	BSP Male Crosses	BSP Female Crosses
1/4	E81021	E81023	E81022	E81024	E81025		E90021	E90022
3/8	E81031	E81033	E81032	E81034	E81035	E81036	E90031	E90032
1/2	E81041	E81043	E81042	E81044	E81045	E81046	E90041	E90042
5/8	E81051	E81053	E81052	E81054				
3/4	E81061	E81063	E81062	E81064	E81065	E81066	E90061	
1"	E81081	E81083	E81082	E81084	E81085			
1 1/4	E81101	E81103						
1 1/2	E81121							

JIC TEES

FOR PRICES price list - page 17-24 or refer to website www.whp.co.uk				
				
SIZE	JIC Male Tees	JIC Female Tees	JIC Male / Male / Female Tees	JIC Male / Female / Male Tees
7/16	E8107J1		E8107J2	E8107J4
1/2	E8108J1			
9/16	E8109J1	E8109J3	E8109J2	E8109J4
3/4	E8112J1	E8112J3	E8112J2	E8112J4
7/8	E8114J1		E8114J2	E8114J4
1 1/16	E8117J1		E8117J2	E8117J4
1 3/16	E8119J1			
1 5/16	E8121J1			E8121J4
1 7/8			E8130J2	

JIC BLANKING PLUGS & CAPS, SAE BLANKING PLUGS

FOR PRICES price list - page 17-24 or refer to website www.whp.co.uk			
			
SIZE	JIC Blanking Plugs	JIC Blanking Caps	SAE 'O' Ring Blanking Plugs
7/16	E2207J0	E2207J1	
1/2	E2208J0	E2208J1	
9/16	E2209J0	E2209J1	
5/8			E2210S0
3/4	E2212J0	E2212J1	E2212S0
7/8	E2214J0	E2214J1	
1 1/16	E2217J0	E2217J1	
1 3/16	E2219J0	E2219J1	
1 5/16	E2221J0	E2221J1	E2221S0
1 5/8			E2226S0

BSP BARREL NUTS

FOR PRICES price list - page 17-24 or refer to website www.whp.co.uk		
		
SIZE	Hexagon BSP Female Barrel Nuts	BSP Weld-on Circular Barrel Nuts
1/4	E35020	E35020W
3/8	E35030	E35030W
1/2	E35040	E35040W
3/4	E35060	E35060W
1"	E35080	E35080W
1 1/4	E35100	E35100W
1 1/2	E35120	E35120W
2"	E35160	E35160W

BSP BLANKING PLUGS & CAPS, NPTF BLANKING PLUGS, BSP BANJO ADAPTORS

FOR PRICES price list - page 17-24 or refer to website www.whp.co.uk					
					
SIZE	BSP Blanking Plugs	BSP Blanking Caps	BSP Taper Blanking Plugs	NPTF Blanking Plugs	BSP Banjo Adaptors, C/W Bolts
1/8	E22010	E22011	E2201T0	E2201N0	
1/4	E22020	E22021	E2202T0	E2202N0	E25022
3/8	E22030	E22031	E2203T0	E2203N0	E25032
1/2	E22040	E22041	E2204T0	E2204N0	E25042
5/8	E22050	E22051	E2205T0		E25052
3/4	E22060	E22061	E2206T0	E2206N0	E25062
1"	E22080	E22081	E2208T0	E2208N0	
1 1/4	E22100	E22101			
1 1/2	E22120				
2"	E22160				

BSP x BSP SWIVELS

Designed to swivel when under pressure

FOR PRICES
price list - page 17-24
or refer to website
www.whp.co.uk



SIZE	BSP Male x BSP Female Inline Swivel	BSP Male x BSP Male 90° Swivel
1/4 x 1/4		SW70202
3/8 x 3/8	SW60303	SW70303
1/2 x 1/2	SW60404	SW70404
3/4 x 3/4	SW60606	SW70606
1" x 1"	SW60808	SW70808
1 1/2 x 1 1/2	SW61212	

BSP x BSP RESTRICTORS

FOR PRICES
price list - page 17-24
or refer to website
www.whp.co.uk



SIZE	BSP Male x Male Blank Restrictor	BSP Male x Male 1/32 Restrictor
1/4 x 1/4	E10202(00)	
3/8 x 3/8	E10303(00)	E10303(1/32)
1/2 x 1/2	E10404(00)	E10404(1/32)

BSP, JIC LOCKNUTS

FOR PRICES
price list - page 17-24
or refer to website
www.whp.co.uk



SIZE	BSP Locknuts	SIZE	JIC Locknuts
1/4	E34020	7/16	E3407J0
3/8	E34030	1/2	E3408J0
1/2	E34040	9/16	E3409J0
5/8	E34050	3/4	E3412J0
3/4	E34060	7/8	E3414J0
1"	E34080		
1 1/4	E34100		

SCREW TYPE COUPLINGS

FOR PRICES
price list - page 17-24
or refer to website
www.whp.co.uk



	Dowty Type Tractaline	Exactor Type	Tractor/Trailer Brake Couplings to ISO Standard
Male half	E08101	E08201	E09001
Female half	E08102	E08202	E09002
Dust cap	E07102	E07202	
Anchors	E07101	E07201	

QUICK RELEASE, FLAT FACE QUICK RELEASE COUPLINGS, DUST PLUGS AND CAPS

FOR PRICES
price list - page 17-24
or refer to website
www.whp.co.uk



SIZE	Dust Plugs	Dust Caps	Quick Release Couplings		Flat Face Quick Release Couplings	
			Female Half Only	Male Half Only	Female half only	Male half only
1/4	E07021	E07022	E05022	E05021	E05028	E05027
3/8	E07031	E07032	E05032	E05031	E05038	E05037
1/2	E07041	E07042	E05042	E05041	E05048	E05047
1/2 BSP 3/4" BODY					E0504806A	E0504706A
3/4	E07061	E07062	E05062	E05061	E05068	E05067
3/4 BSP 1" BODY					E0506808B	E0506708B
1"	E07081	E07082	E05082	E05081	E05088	E05087
1 1/4"			E05102	E05101	E05108	E05107

BONDED SEALS

FOR PRICES price list - page 17-24 or refer to website www.whp.co.uk						
SIZE (metric)	Part No.	SIZE (JIC)	Part No.	SIZE (BSP)	Part No.	
5mm	E1205M	7/16	E1207J	1/8	E12010	
6mm	E1206M	1/2	E12020	1/4	E12020	
8mm	E1208M	9/16	E1209J	3/8	E12030	
10mm	E1210M	3/4	E1212J	1/2	E12040	
12mm	E1212M	7/8	E12050	5/8	E12050	
14mm	E1214M	1 1/16	E12060	3/4	E12060	
16mm	E1216M	1 3/16	E1219J	1"	E12080	
18mm	E1218M	1 5/16	E12080	1 1/4	E12100	
20mm	E1220M			1 1/2	E12120	
22mm	E1222M			2"	E12160	
24mm	E1224M					
26mm	E1226M					
27mm	E1227M					
28mm	E1228M					
30mm	E1230M					
33mm	E1233M					
42mm	E1242M					

INDEX

AC Power Packs	185	Char-Lynn Motors	240	Gear Motors	240
Adaptors	228 - 237	Check Valves	191, 204, 205, 207	Gear Pumps	
Bulkhead	228, 230, 231	Chieftain Pump	50	Design your own	14 - 33
Bush	228	Claas Pumps	50	Non Standard	34 - 148
Elbow	232 - 234	Clark Pumps	50, 51	Standard	2 - 12
Female x Female Inline	228 - 231	Control Valves	189 - 194	Tailor-made	14 - 33
Male x Male Inline	228 - 231	Conveyancer Pumps	51	Truck PTO Type	11, 12
Male x Female Inline	228 - 231	Counterbalance Valves	193	Gehl Pumps	63
Advanced/Pettibone Pump	35	Coventry Climax (Kalmar) Pumps	78 - 80	George Tuthill Pump	63
AGB-Werke Pump	35	Crosses	234	Gloucester Saro Pump	63
Agchem Aggator Pump	35	Cross Line Relief Valves	191	Group One Gear Pumps	2
Airman, Hitachi Pump	35	Crown Pumps	51, 52	Group Two Gear Pumps	3, 6, 7
Alan Grove Pump	35	Cummins Pump	52	Group Three Gear Pumps	4, 8, 9
Alanco Pump	35	Cylinders	212, 213	Group Four Gear Pumps	5
Allen (Halla) Pumps	63, 64	Daewoo Pumps	52	Grove Pumps	63
Allis Chalmers Pumps	35	Daf Motor	153	Grove Coles Motor	155
Ammann Motor	151	Daf Pumps	52	Grove Coles Pump	63
Aquamaster Pump	35	David Brown Tractor Pumps	46	Haldex Pump	63
Aros Pump	35	DC Power Packs	181	Halla Pumps	63, 64
Atlas Pump	35	Demag Pump	52	Hamech Pump	64
Avant Pump	35	Dennis Bus & Truck Pumps	52 - 54	Handpumps	240
Aveling Barford Pumps	35	Dennis Eagle Pump	54	Hanix Pumps	121
AWD (Bedford) Pumps	36, 37	Dennis Motors	153, 154	Hanomag Pumps	64
Balkankar Pump	35	Derrupe Pump	54	Hardall Pump	64
Ball Valves	193	Desta Pumps	54	Hayter Motors	155
Banjo Adaptors	235	Deutz Pumps	54, 55	Hayter Pumps	64, 65
Banjo Hose Fittings	223	Case	55	Beaver	64, 65
Bankable Spool Valves	195 - 199	Fahr	55	Heyco Motor	155
Barnece Pump	35	Dew-Eze Motors	154	High Torque Orbital Motors	208 - 211
Barrel Nuts	235	Directional Control Valves		Hitachi Motor	155
Beaver Pumps	64, 65	Bankable	195 - 197	Hitachi Pumps	65
Bedford Pumps	36, 37	Cetop 3	201	Koring	65
Belarus Pumps	37	Cetop 5	202	HMI Pump	65
Belle Pumps	37	Monoblock	198	Hoes Motor	155
Bellhousings	240	Solenoid	196, 201, 202	Hose	
Benford Motors	151	Divertor Valves	189	Hydraulic	216 - 218
Benford Pumps	37	Dowty Seals	237	Multi-spiral	217
Bent Axis Piston Pumps	180	Dowty Screw Type Couplings	236	Oil Return	217, 218
Bespoke Gear Pumps	14 - 33	Dronningborg Pumps	103	One Wire	216
Bizon Pump	37	Drum Pump	55	Two Wire	216, 217
Blanking Caps & Plugs	235	DSV (Dennis) Bus & Truck Pumps	52 - 54	Hose Assembly Equipment	214, 215
Bluebird Pump	38	Dust Caps & Dust Plugs	236, 240	Hose Clips	240
Bluebird Coach Pump	38	Dynapac Motors	154	Hose Cut-off Machines	215
Bobcat Motor	151	Dynapac Pumps	56	Hose Fittings	
Bobcat Pumps	38 - 40	Earby Engineering Pump	56	Multi-spiral	223, 224
Boki Pump	40	Eicher Pump	56	One & Two Wire Swage	219 - 224, 227
Bollens/Iseki Pump	40	Elbow Adaptors	232 - 234	Reusable	225 - 227
Bomag Pumps	40	Elbow Hose Fittings	219 - 226	Hose Protection Systems	218
Bomag/Ingersoll Pumps	40	Elgin Sweepers Pump	56	Hose Skiving Machine	215
Bomford Motors	151, 152	Emerson Pump	56	Hose Sleeves	227
Bomford Pumps	40, 41	Equidertma Pump	56	Hose Tail Inserts	227
Bonser Pumps	41	Erf Motor	154	Houlder Pump	65
Bonded Seals	237	Erf Pump	56	Howard Price Motor	155
Bosch Pumps	41	Exactor Screw Type Couplings	236	Hurlimann Tractor (Same) Pumps	128, 129
Boss Motor	152	Extec Motors	154	Hydraulic Cylinders	212, 213
Boss Pumps	42, 43	Extec Pumps	57	Hydromatik Pump	65
Braud Pump	43	Fahr Pumps	55	Hymac Motors	155
Bray (Matbro) Pumps	103 - 105	Fantusi Pump	57	Hymac Pumps	65, 66
Browns Pump	43	Farwick Komtech Pump	57	Hyster Motor	155
Broyt Pump	43	Fendt Pumps	57, 58	Hyster Pumps	66, 67
BSP Adaptors	228, 229, 231, 232	Ferrec Pumps	58, 59	Hyundai Pumps	67, 68
BSP Elbows	233	Ferrag Pumps	59	IHC Dresser Pump	68
BSP Hose Fittings	219, 223, 225	Fiat Tractor Pumps	59, 112 - 114	IH (International Harvester) Pumps	47, 48
Bulkheads	228, 230, 231	Fiat Allis Pumps	59, 60	IHI Pumps	68
Bushes	228	Filters	240	IMT Pumps	68
Cargotec Pump	43	Finlay Pumps	60, 61	Ingersoll Rand Motor	155
Carraro Pumps	43, 44	Flat Face Quick Release Couplings	236	Ingersoll Rand Pumps	68, 69
Cascade Motors	152	Flexicoil Motor	154	Inline Relief Valves	190
Case Motors	152	Flow Control Valves	190	Inline Check Valves	191
Case Vibromax Motors	152	Flow Divider Valves	192	Irisman Pump	69
Case Pumps	44 - 49, 55	Flow Meters	240	Iron Fairy Pump	69
David Brown	46	Flow Regulator Modules	204, 206	Iseki Pumps	69
IH	47, 48	Flow Regulator Valves	192	Isolator Valves	191
Steiger	48, 49	FMC Motor	154	Iveco Pumps	69
Steyr/Steyr Daimler Puch	49	Foden Pumps	61	Ford	69
Caterpillar Pumps	49, 50	Four Port Rotary Valves	189	Jacobsen Motor	155, 156
Mitsubishi	50	Ford Tractor Pumps	61, 62, 69, 114-118	Lesco	156
Cefam Pump	50	County	62	Jacobsen Pump	69
Cemat Motor	152	Ford Motors	154, 155	JCB Motors	156, 157
Cetop Valves		Fordson Major Pumps	118	JCB Pumps	69 - 76
Cetop 3 Spool Valves	201	Foster Pump	63	JIC Adaptors	229, 230, 232
Cetop 3 Modules	203 - 205	Freightliner Pump	63	JIC Hose Fittings	221, 223, 225
Cetop 5 Spool Valves	202	French Metric Hose Fittings	219	John Deere Motors	157
Cetop 5 Modules	205 - 207	Furukawa Pump	63	John Deere Pumps	76, 77
Champion Pump	50	Garford Pump	63	Johnson Motors	157
Changeover Valves	189	Gearboxes	240	Johnson Pumps	77, 78

INDEX

Jones Pump	78	NYK Pumps	122	Spring Guard Hose Protection	218
Joysticks	200	O & K Motor	159	Standard Gear Pumps	2 - 12
Junghenrich Pumps	78	O & K Pumps	122	Standard Gear Motors	149
Kalmar Pumps	78 - 80	'O' Rings	240	Steering Units	240
Kara Pump	80	Oil Return Hose	217, 218	Steinbock Pumps	131
Kawasaki Pumps	80	Omfort Pump	122	Steyr Pumps	132
KHD (Deutz) Pumps	54, 55	Opico Pump	122	Steyr Daimler Puch Pump	49, 132
Kidd Pump	80	Optare Motor	159	Still Pumps	132
Taarup	80	Orbital Motors	208 - 211	Stuart Stevenson Pump	132
Kobelco Pumps	80	Orbital Steering units	240	Swage Fittings	219 - 224
Komatsu Pumps	80 - 88	ORFS Hose Fittings	219	Swaging Machines	214, 215
Koring Pump	65	Orsi Motor	159	Swivels/Swivel Couplings	236
Kramer Pumps	88	Other Products	240	Taarup Pumps	80, 132
Kubota Pumps	89 - 92	Outrigger/Shaft Support Bearings	240	Tailor-made Gear Pumps	14-33
Kuhn Motor	158	Overlander Pump	122	Tailor-made Power Packs	181 - 188
Lacre Pump	92	P & H Pump	122	Takeuchi Pumps	132, 133
Lamborghini Pumps	92	Peljob Pumps	122, 123	Tamrock Motors	160
Lamborghini Tractor (Same) Pumps	128, 129	Perkins Pumps	123, 124	Tamrock Pumps	133
Lancer Boss (Boss) Pumps	42, 43	Pilot Operated Check Valves	191	TCM Pumps	133 - 136
Landini	92, 93	Piston Pumps	179, 180, 240	Teagle Pumps	136
Lansing (Linde) Pumps	95 - 97	Bent Axis	180	Tee Pieces	234
Laycock Pumps	93	Variable Displacement	179	Terex Pumps	136
Lesco Motor	156	Plastic Armourguard	218	Terms of Business	inside back cover
Level Gauges	240	Plivert Motor	159	Thomas Pumps	136
Leverstack Remote Control Lever	200	Poclain Flange Hose Fittings	224	Three Port Rotary Valves	189
Leyland Bus (Volvo) Pumps	144, 145	Port Adaptors	240	Three Port Ball Valves	193
Leyland Tractor (Marshall) Pumps	99 - 100	Powerpack Components	240	Throttle Valves	193
Leyland Truck Pumps	93, 94	Powerfab Pumps	124	Thwaites Pumps	136, 137
Liebherr Pumps	94, 95	Power Packs	181 - 188	Timberjack Pump	137
Lifton Pumps	95	Pressure Compensated Piston Pumps	179	Timik Pump	137
Linde Pumps	95 - 97	Pressure Gauges	240	Toro Motors	161
Linkage Isolator Valves	191	Pressure Reducing Module	203, 206	Toro Pumps	137
Linkbelt Pumps	97	Priestman Pumps	124	Toyota Swage Fittings	222
Locknuts	236	Priority Port Flow Control Valves	192	Toyota Pumps	137 - 141
Long Pumps	97	PTO Pump Gearbox Combinations	13	Track Marshall Pumps	141
Low Speed Orbital Motors	208 - 211	Puma Pump	125	Tractor PTO Pump/Gearbox Combinations	13
M & W Pump	97	Pump Port Adaptors	240	Tractor/Trailer Brake Couplings	236
Man Motor	158	Quick Release Couplings	236	Trailer Brake Rams	213
Man Pump	97	Rams	212, 213	Transmark Pump	141
Manitou Pumps	98, 99	Ransomes Motors	159, 160	Truck PTO Pumps	11, 12, 180
Marshall Pumps	99, 100	Ransomes Pumps	125, 126	Turkey Pump	142
Massey/Crossland Pump	100	Rauch Motor	160	Two Port Ball Valves	193
Massey Ferguson Pumps	100 - 103	Relief Valves	190, 191, 203, 205	Twose Motors	161
Dronningborg	103	Remote Control Cables	200	Twose Pumps	142
Massey Ferguson Industrial (Ferrec) Pumps	58, 59	Remote Handlever	200	Unloader Valves	193
Massey Ferguson (Italian built) (Landini) Pumps	92, 93	Renault Pumps	126, 127	Ultra Pumps	142
Matbro Motor	158	Restrictors	236	Unimog Pump	142
Matbro Pumps	103 - 105	Reusable Fittings	225 - 227	Unipower Pump	142
Matbro/Hydra Pumps	105	Richier Pump	127	Universal Pumps	142
Matral Pump	105	Roadtec Motor	160	Uprith Pump	142
Matweld Motors	158	Rotary Divertor Valves	189	Valmet Tractor (Valtra) Pumps	142, 143
McConnel Motors	158, 159	Rousseau Motor	160	Valtra Motor	161
McConnel Pumps	105, 106	RWC Pump	127	Valtra Pumps	142, 143
McCormick Pumps	106	SAE Flange Type Hose Fittings	220, 224	Valve Kits	200
MCW Pumps	106, 107	SAE Threaded Hose Fittings	221	Vane Motors	178
Melroe (Bobcat) Pumps	38 - 40	Sabo Roberine Pump	127	Vane Pumps	162-177
Metric Adaptors	231, 232	Salev Pump	127	Variable Displacement Piston Pumps	179
Metric Hose Fittings	219, 220, 222, 223, 226	Sambron Pumps	127	Varmar Pump	144
Minishift Pump	107	Same Tractor Pumps	128, 129	Viper Pump	144
Michigan Pump	107	Samsung Pump	129	VJD Pump	144
Mitsubishi Pumps	50, 107 - 110	Sanderson Pumps	129, 130	Vol Pumps	144
Moffet Pumps	110	Satoh Pumps	130	Volvo Motor	161
Monoblock Spool Valves	198	Sauer Danfoss Pump	130	Volvo, Sweden Motor	161
Motor Port Adaptors	240	Saxby Pumps	130	Volvo Pumps	144, 145
Motor Reduction Gearboxes	240	Saxby MSM Pump	130	Wacker Pump	145
Muir-hill Pumps	110	Scammell Pumps	130, 131	Weatherall Pumps	145
Multi-spiral Hose	217	Scania Motors	160	Weidemann Pump	145
Nacco (Hyster) Pumps	66, 67	Schaeff Pump	131	Welgar Pump	146
Needle Valves	192	Schmidt Motor	160	White Motors	240
New Holland Pumps	110 - 118	Schmidt Pumps	131	Wilder Pump	146
Fiat	112 - 114	Screw Type Couplings	236	Winget Pumps	146
Ford	114 - 118	Seddon Atkinson Pumps	131	Yale Pumps	146, 147
Fordson	118	Shut-off Valves	190	Nacco	147
Nissan Pumps	118 - 121	Simeon Hydrocut Pumps	131	Yang Pump	147
Hanix	121	Simian Motor	160	Yanmar Pumps	147, 148
Non Standard Gear Motors	150	Sisu Tractor (Valtra) Pumps	142, 143	Zetor Pumps	148
Non Standard Pumps	34 - 148	Solenoid Valves	194		
Norba Pumps	121	Spearhead Pumps	131		
Nordberg Pump	122	Special Pumps	34 - 148, 240		
Nova Bus Pump	122	Speed Control Valves	192		
NPF (Toyota) Hose Fittings	222	Spool Valves			
NPT Adaptors	228, 229	Cetop 3	201		
NPT Hose Fittings	219, 225	Cetop 5	202		
Nubbaum Pump	122	Bankable	195 - 197		
Nuffield Tractor (Marshall) Pumps	99, 100	Monoblock	198		
Nunes Motor	159	Solenoid Operated	196, 201, 202		

OTHER PRODUCTS

**THE FOLLOWING PRODUCTS ARE AVAILABLE FROM STOCK
BUT DO NOT FEATURE IN THIS CATALOGUE**

GEAR MOTORS

Standard aluminium, cast iron as well as non standard for mowers, fan drives and other applications



PISTON PUMPS

Increasing range of closed and open loop piston pumps and motors for all applications



OUTRIGGER/SHAFT SUPPORT BEARINGS

Available in a large range of configurations to suit Group 1, 2 and 3 gear pumps and motors



MANY MORE SPECIAL PUMPS

Many more pumps for many more applications



CHAR-LYNN MOTORS

Growing range of J, H, S, T, 2000, 4000, 6000 and 10000 series motors



WHITE MOTORS

RS & RE High torque orbital motors



PRESSURE GAUGES

63mm & 100mm stem & panel mounted pressure gauges



FILTERS

Spin-on, Pressure, Suction, Return, Gauge



POWERPACK COMPONENTS

Filler Breathers, Level Gauges, Bellhousings & Couplings



FLOW METERS

Robust models with or without loading valves



HANDPUMPS

Range of capacities and pressures




STEERING UNITS

Orbital steering units both standard and special



MOTOR REDUCTION GEARBOXES

For use with our range of High Torque Motors



'O' RINGS

Individual sizes or in kits



DUST CAPS & PLUGS

For threaded and flanged ports



PUMP & MOTOR PORT ADAPTORS

For all sorts of flange ports



HOSE CLIPS

Galvanised and Stainless steel



For information on any of the above products please contact us:

Tel: (INTL) +44 1475 742500
(UK) 0845 330 8890

Fax: (INTL) +44 1475 742888
(UK) 0845 330 8895

E-mail: info@whp.co.uk

Terms & Conditions of Sale

1.0 Definition

- 1.1 All orders accepted and all tenders made by White House Products Ltd (hereinafter called "The Company", are made and accepted upon the following terms and conditions:
- 1.2 The "Customer" as referred to in these conditions is the person to whom the Goods are supplied under this contract.
- 1.3 The "Goods" are those items being supplied by the Company to the Customer under this contract.

2.0 General

- 2.1 The conditions provide the whole terms and conditions covering the contract. In the event that the Customer has any other conditions of contract which shall conflict with these conditions, these conditions shall apply to the exclusion of the Customer.

3.0 Price

- 3.1 All prices quoted are accurate at the time of going to press, but are subject to change should the cost of goods to the company change.
- 3.2 Payment for the goods supplied under this contract shall be made within 30 days of the date of invoice.
- 3.3 If payment in whole or in part is not made within the said period of 30 days, interest on the amount unpaid shall accrue and be payable at the rate of 2% above the base rate from time to time and the time being of the Bank of Scotland until payment in full has been made.
- 3.4 Prices are exclusive of VAT or any similar sales tax and costs of transportation, duty, packaging and insurance.

4.0 Retention of Title

- 4.1 Notwithstanding delivery, ownership in the Goods will remain with the Company and shall not pass to the Customer until the Company has received payment in full of all amounts due and owing from the Customer to the Company for the time being (including any interest accruing and owing to the Company) and from time to time in respect of all such Goods.
- 4.2 Until ownership in the Goods passes:
 - (a) the Company shall be entitled at any time to require the Customer to deliver the Goods to the Company and, where the Customer fails to do so, to enter any premises where the Goods are stored and repossess them;
 - (b) the Customer shall act as agent for the Company to resell the Goods and shall account to the Company for the proceeds of such resale;
 - (c) where Goods are incorporated into or become part of any of the Customer's products, upon sale of such products, the Customer shall account to the Company for the price of the Goods supplied by the Company; and
 - (d) the Customer shall ensure that the Goods are stored separately from any other property of the Customer or from any property belonging to a third party and held by the Customer and shall be clearly identifiable as the property of the Company.

5.0 Risk

- 5.1 Risk in the Goods shall pass on delivery thereof to the Customer or to the agent of the Customer or on collection from the Company's premises by the Customer or the agent of the Customer.

6.0 Damage or loss in transit

- 6.1 Liability for damage and loss in transit will not be accepted except where the following conditions apply: Damage – delivery notes must be signed "unexamined" unless goods are inspected immediately. Notification to the Carriers and the Company must be given in writing within 7 days from date of delivery.
- 6.2 Loss
 - a) Passenger, Postal, Road Transport: The Company must receive notification of non-delivery within 7 days from date of invoice.
 - b) Railway Goods: notification is required within 21 days from date of invoice; in the case of partial loss the Company must be advised immediately.
- 6.3 In the event that liability for damage or loss in transit is accepted, this will be limited to the replacement cost of the Goods or any individual component.

7.0 Clerical Errors

- 7.1 The Company shall not be bound by any clerical error or arithmetical errors occurring in any tender, invoice or statement of account issued by it.

8.0 Drawings and specifications

- 8.1 All the information contained in any specification, drawing and catalogue (or which accompanies or forms part of any tender made by the Company) is subject to alteration at any time without prior notice and the Company will not be bound to comply exactly therewith.
- 8.2 The Company shall not be liable for any inaccuracies in any drawings, specifications or other information supplied to the user and the Company shall not be liable for any defects, accidents or happenings arising out of such faulty information.

9.0 Intellectual Property

- 9.1 The Customer acknowledges that any and all of the Intellectual Property Rights, patents, copyright, trade marks, designs, trade secrets, know-how or other Intellectual Property Right, whether or not registered or capable of registration used or embodied in or in connection with the Goods are and shall remain the sole property of the Company. The Customer agrees to treat as confidential and proprietary all such Intellectual Property Rights relating to the Company. The Customer shall indemnify the Company fully against all losses, liabilities, costs and expenses which the Company may incur as a result of work done in accordance with the Customer's specifications which involves or results in the infringement of any Intellectual Property Right of know-how of any third party.

10.0 Warranty

- 10.1 Goods supplied by the Company, unless otherwise agreed will be free from defects in material and workmanship and will conform to specifications, drawings and/or other descriptions expressly made part of the contract for a period of one year from the date of delivery. Should any failure of the Goods to conform to this warranty appear within one year, upon notification thereof and substantiation that the Goods have been properly stored and maintained, and upon return of such Goods, the Company will, at its option repair or replace such Goods free of charge or issue credit in lieu of such repair or replacement.
- 10.2 This warranty is exclusive and any other warranty (particularly any warranty that the Goods are fit for any special purpose of the Customer), whether expressed or implied is excluded to the fullest extent permitted by the law.

11.0 Limitation of Liability

- 11.1 Notwithstanding anything else contained in this agreement, the Company shall not be liable for special, indirect or consequential damages such as, but not limited to, loss of profits or revenue, cost of purchased or replacement goods, or claims of customers to the Customer whether arising from negligence, breach of contract or howsoever.
- 11.2 The remedies of the Customer set forth herein are exclusive, and the liability of the Company in respect of any contract, or anything done in connection therewith such as the performance or breach thereof, or from the manufacturer, sale, delivery, resale, installation or use any Goods covered by or furnished under this Contract whether arising out of contract, negligence, delict or any warranty or otherwise, shall not, except as expressly provided herein, exceed the price of the Goods for which such liability is based.
- 11.3 The Customer agrees that it should have its own insurance in place to cover the special or consequential damages mentioned above and agrees that the Company's exclusion of liability is fair and reasonable.
- 11.4 Nothing contained in these Terms and Conditions shall limit liability in respect of death or personal injury caused by the Company's negligence.

12.0 Return of Goods

- 12.1 If no cancellation has been received by the Company and Goods have been dispatched to the Customer in accordance with the Customer's order, the Company will not accept the return of said Goods except in circumstances where the Customer makes a bona fide claim for replacement as set out in clause 10 above.
- 12.2 Returns by way of special agreement are subject to a restocking / handling charge of 30% of the original invoice value.

13.0 Governing Law

- 13.1 The contract shall be interpreted according to the law of Scotland which shall apply to the whole terms and provisions hereof and the parties shall submit to the non-exclusive jurisdiction of the Scottish Courts.



White House Products Ltd

Kelburn Business Park, Port Glasgow
Renfrewshire, PA14 6TD, Great Britain

Tel: **+44 (0)1475 742500** or **0845 330 8890**

Fax: **+44 (0)1475 742888** or **0845 330 8895**

E-mail: **info@whp.co.uk**

Web: **www.whp.co.uk**