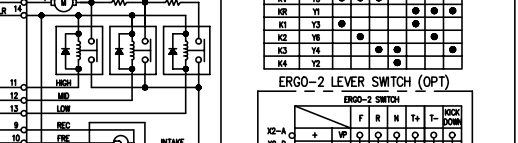
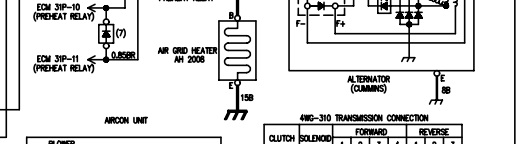
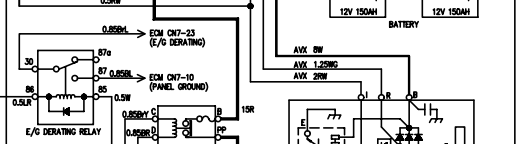
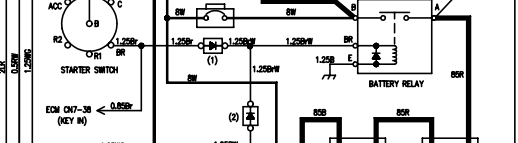
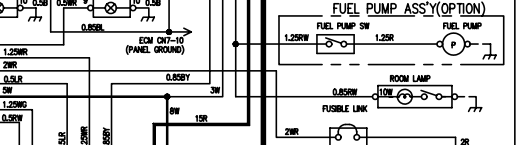
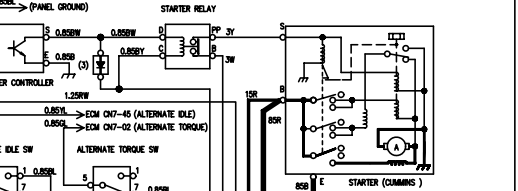
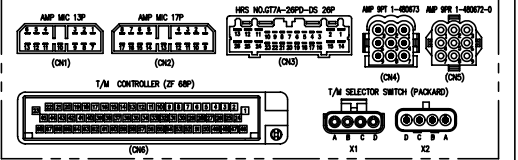


STARTER SWITCH CONNECTION

OFF	0	1	2	3	ACC
PREHEAT	0	0	0	0	0
START	0	0	0	0	0

NOTE.
 1. DOICE PART NO.
 - DOICE (11)-(19)
 - DOICE (1)-(9)



MS00-11 (QSM-11)

PART NUMBER	PART NAME	REMARKS
MS00-11	WIRING DIAGRAM	REG. SCALE 1/50
DATE	DESIGNER	CHK. BY
DATE	DESIGNER	CHK. BY
DATE	DESIGNER	CHK. BY

3 24 44