

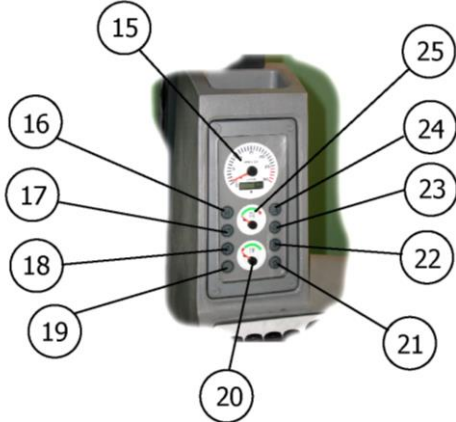
Cabin



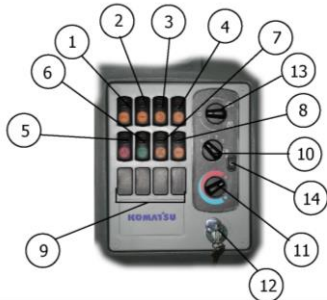

Standard version



A/C version (OPT)


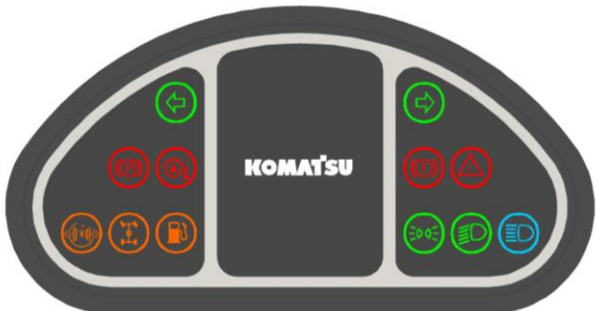


- 1 - PPC control switch
- 2 - Backhoe speed control switch
- 3 - Backhoe sliding lock switch
- 4 - Backhoe boom lock switch
- 5 - Emergency switch
- 6 - Light switch
- 7 - Four-wheel drive switch
- 8 - Rear acoustic alarm
- 9 - Available for optional equipment switch
- 10 - Fan switch
- 11 - Knob regulation warm/cold air
- 12 - Ignition switch
- 13 - Knob recirculation air
- 14 - Air conditioner switch
- 15 - Revolution counter - Hour meter
- 16 - Glow plug preheating warning light
- 17 - Generator warning light
- 18 - Stoppage hydraulic filter warning light
- 19 - Available for optional equipment warning light
- 20 - Fuel level indicator
- 21 - Revolving light warning light
- 22 - Air cleaner clogging warning light
- 23 - Engine oil pressure warning light
- 24 - Engine coolant temperature warning light
- 25 - Engine coolant temperature indicator


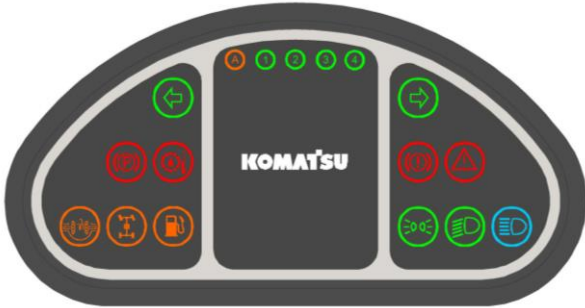


Customer Service Department






- 1 – Direction indicator warning light
- 2 – Transmission oil temperature warning light
- 3 – Parking brake warning light
- 4 – Differential locking warning light
- 5 – Four-wheel drive engagement warning light
- 6 – Low fuel warning light
- 7 – Backlight and position light warning light
- 8 – Low beam warning light
- 9 – High beam warning light
- 10 – Brake fluid level warning light
- 11 – Alarm warning light



- 1 – Direction indicator warning light
- 2 – Transmission oil temperature warning light
- 3 – Parking brake warning light
- 4 – Differential locking warning light
- 5 – Four-wheel drive engagement warning light
- 6 – Low fuel warning light
- 7 – Backlight and position light warning light
- 8 – Low beam warning light
- 9 – High beam warning light
- 10 – Brake fluid level warning light
- 11 – Alarm warning light
- 12 – Transmission selection warning light



- 1 – Steering wheel
- 2 – Front dashboard
- 3 – Reversing gear control lever WB93R-5 (ATC26 gear selector WB97R-5)
- 4 – Direction selector-dimmer / witch-horn-blinking.







WB93R-5

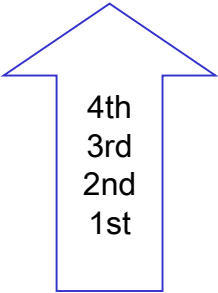


WB97R-5

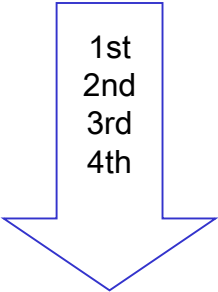




FORWARD



NEUTRAL



REVERSE

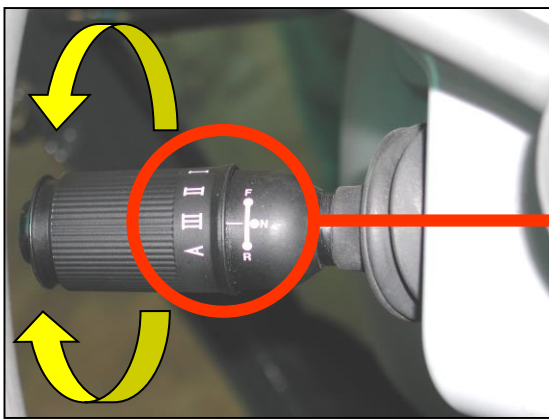


Transmission declutch push button



↑
FORWARD


→
NEUTRAL




↓
REVERSE




- 1 – Front working light switch
- 2 – Rotari beam switch
- 3 – Rear working light switch




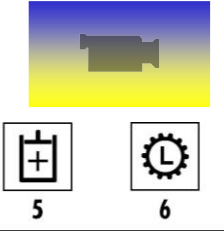

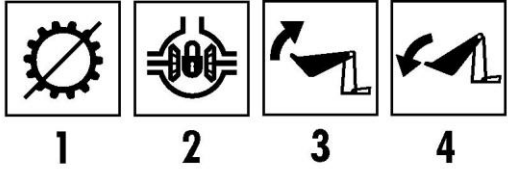

Left and right stabilizer control switch



Cabin : Loader PPC Controls



- 1 – Transmission declutch push button
- 2 – Differential locking push button
- 3 – 4 in 1 Bucket opening push button
- 4 – 4 in 1 Bucket folding push button
- 5 – Speed up push button
- 6 – Kick down push button (only WB97R-5)



Customer Service Department




PPC (WB93R-5 opt WB97R-5 std)



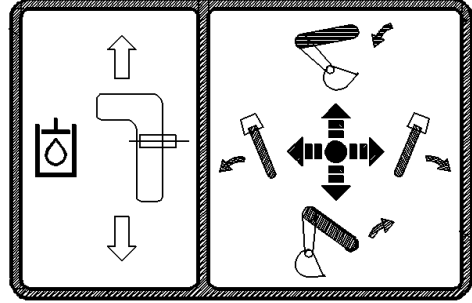
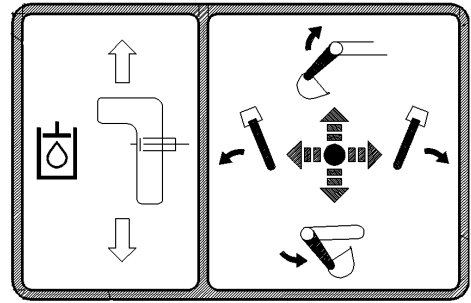
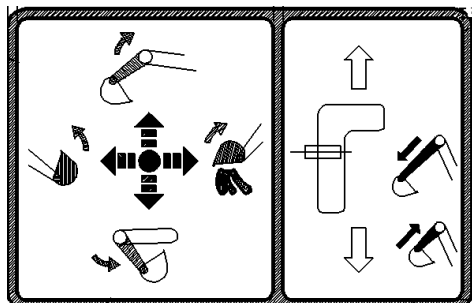
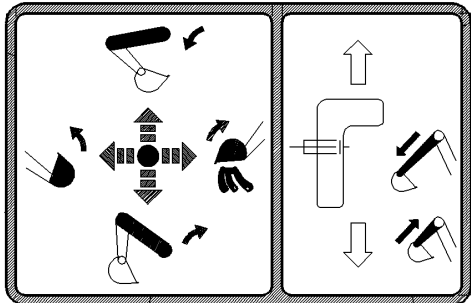
Mechanical lever (Only WB93R-5)



ISO PATTERN



KUE PATTERN



- Excavator style, as other Utility products
- Proportional movements
- Stabilizer control is electro-hydraulic



Cabin : Backhoe Control Lever

- The titable columns are independently moving and fully adjustable for maximum customization (1).
- Wrist support is adjustable for additional comfort (2).
- Telescopic arm control is electro-hydraulic, by means of a switch on the right joystick (3).
- Pattern is indicated in front of the joystick (4).

