

ISUZU

DIESEL ENGINE

4HK1 XYGD04

PARTS CATALOG

How to refer to the Parts Catalog

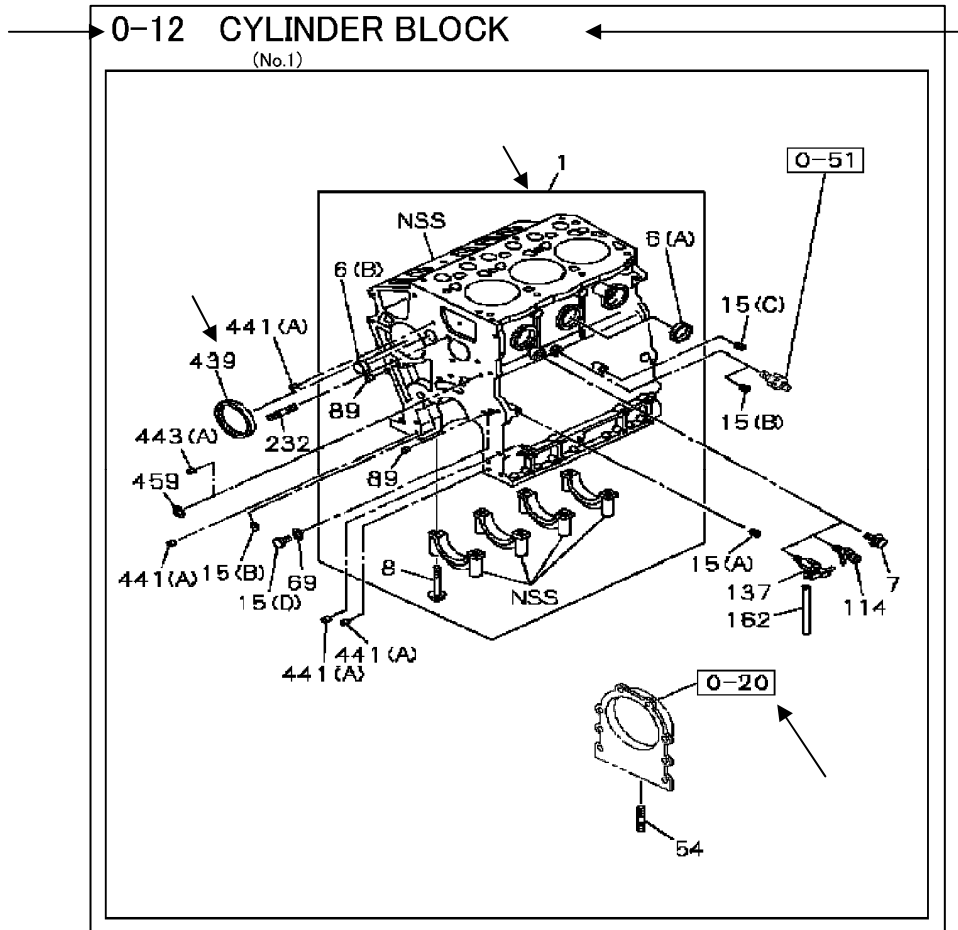


FIG. NO.

3-digit (X-XX) has been assigned to each section and illustration in the parts catalogue. The first digit from the right identifies the section originated in primary catalogue and the second and third digits identify the subsection.

For instance, "0-12" means Engine (0) and Cylinder Block (12).

Nomenclature of Illustrated Parts

The title contains a generic name(s) for the item(s) illustrated.

KEY NUMBER

The Key Number connects the illustrated part to the appropriate text.

Items described as "NSS" that stands of "Not Serviced Separately" are not a unit for replacement but is supplied in other unit such as assembly.

ASSEMBLY, KIT, SET AND COMPONENTS

Assembly, Kit or Set are shown by an enclosing line. The component in Assembly, Kit or Set is also shown by the enclosing line.

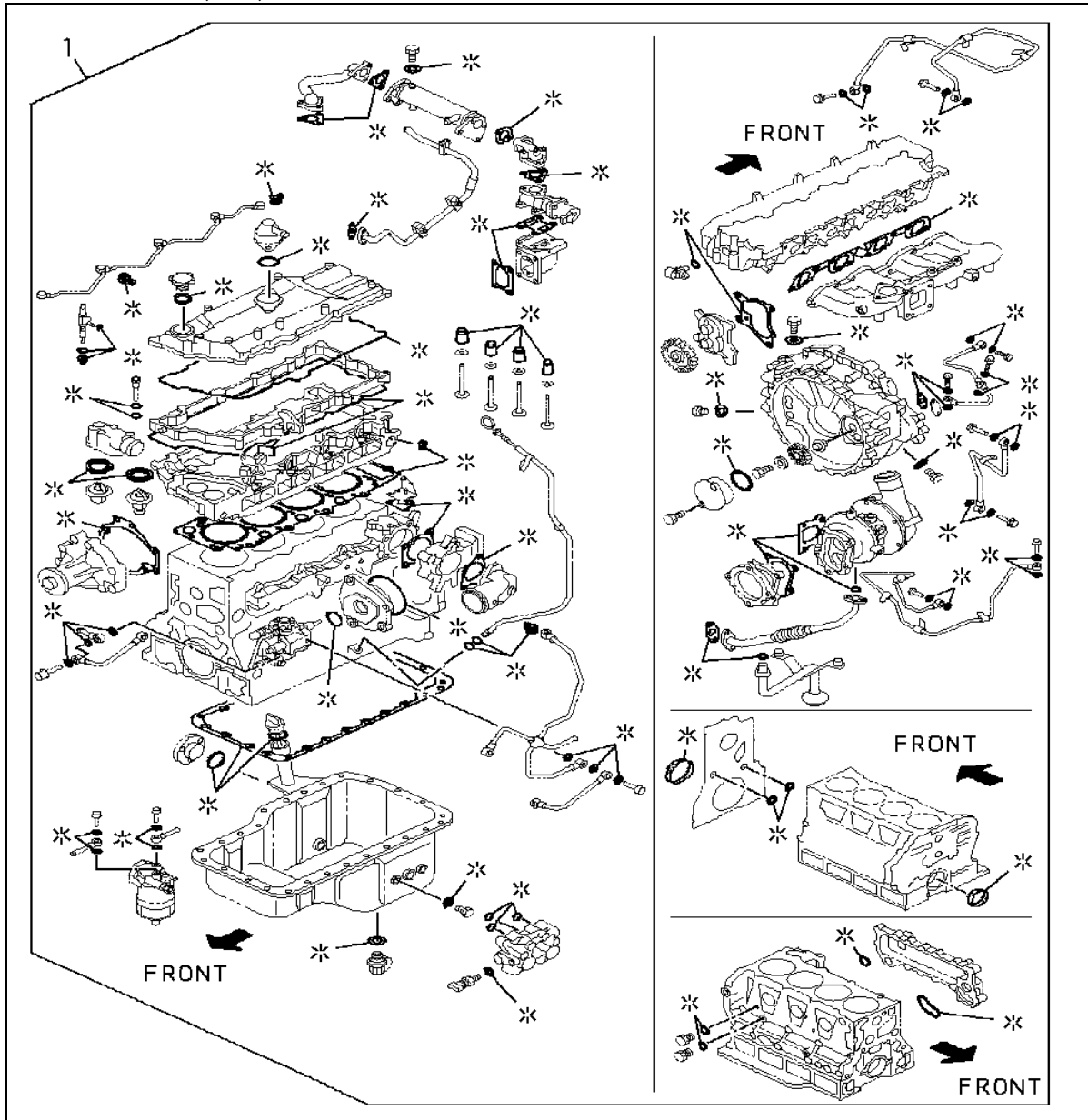
FIG. NO.

Key Number is not shown for Items to be used for reference. Such items are shown to describe the composition purpose and should refer to another section in the Parts Catalogue for details.

Section in the applicable catalog is shown next to the illustration.

0-05 ENGINE GASKET KIT

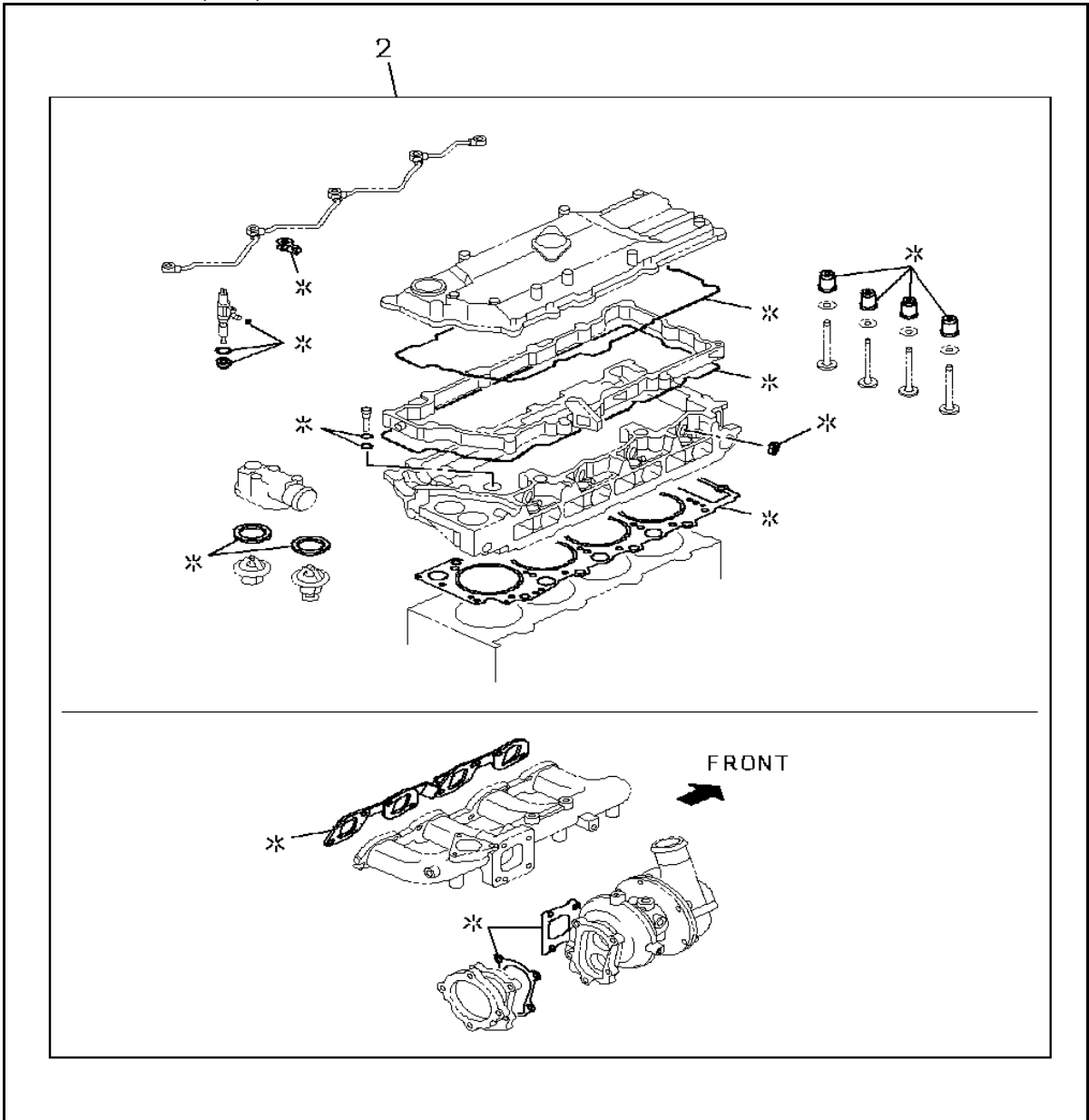
(No.1)



KEY No.	Part no.	qty	Part description
1	5-87815-345-1 <5-87816-162-0>	1	GASKET SET; ENG OVERHAUL NON GRADE
1	5-87815-535-0 <5-87816-162-0>	1	GASKET SET; ENG OVERHAUL NON GRADE
1	5-87815-649-1 <5-87816-162-0>	1	GASKET SET; ENG OVERHAUL NON GRADE
1	5-87816-028-1 <5-87816-162-0>	1	GASKET SET; ENG OVERHAUL NON GRADE

0-05 ENGINE GASKET KIT

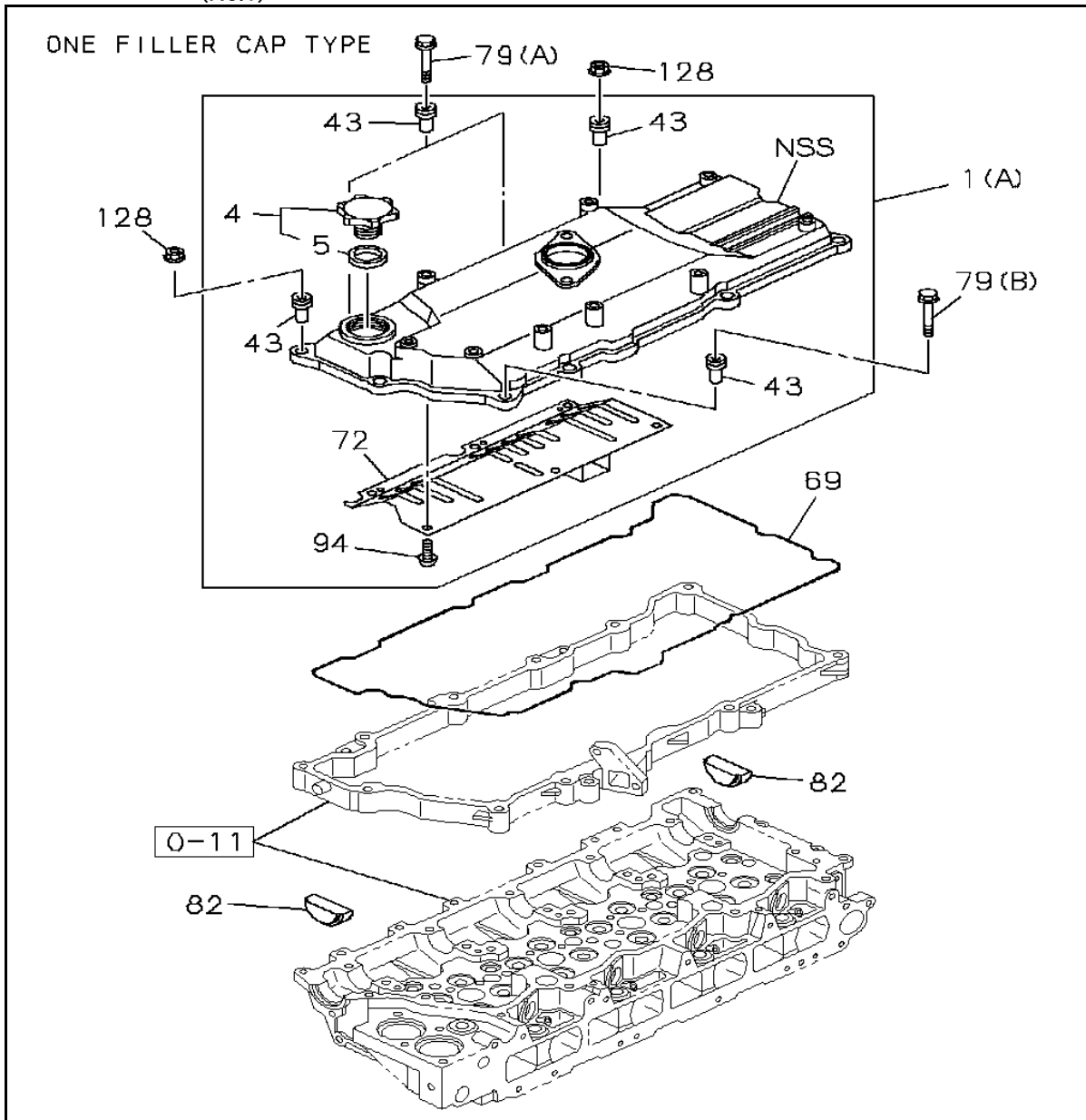
(No.2)



KEY No.	Part no.	qty	Part description
2	5-87815-346-1 <5-87816-163-0>	1	GASKET SET; ENG HD OVERHAUL NON GRADE
2	5-87815-536-2 <5-87816-163-0>	1	GASKET SET; ENG HD OVERHAUL NON GRADE

0-10 CYLINDER HEAD COVER

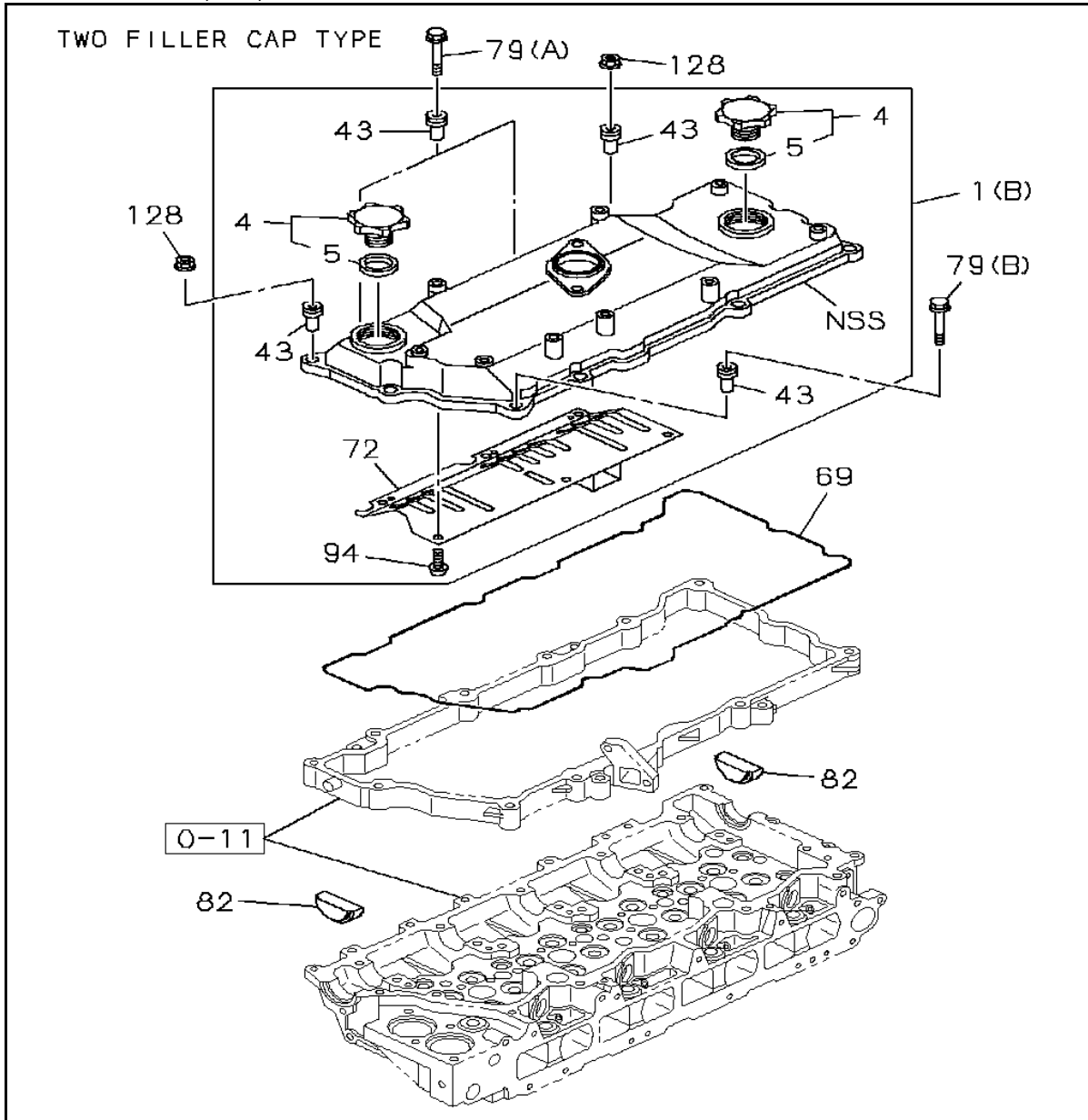
(No.1)



KEY No.	Part no.	qty	Part description
1 (A)	8-97362-842-2	1	COVER; CYL HD
4	8-94399-723-0	1	CAP; OIL FILLER
5	8-94399-689-0	1	GASKET; OIL FILLER ALSO INCLUDED IN GASKET SET(ENGINE)
43	8-94395-684-0	11	RUBBER; MTG,HD COVER OUTER
69	8-97331-359-1	1	GASKET; HD TO COVER ALSO INCLUDED IN GASKET SET(ENG & HEAD)
72	8-94392-655-0	1	PLATE; INNER HD COVER
79 (A)	0-28650-835-0	2	BOLT; COVER M8X35 FLANGE
79 (B)	1-09044-072-1	7	BOLT; COVER M8X65 FLANGE
82	8-94399-605-0	2	PLUG; CYL HD COVER
82	8-98163-813-0	2	PLUG; CYL HD COVER
94	0-35050-408-0	6	SCREW; BAFFLE PLATE,CYL HD COVER M4X8
128	0-91180-108-0	2	NUT; COVER,CYL HEAD COVER M8 FLANGE

0-10 CYLINDER HEAD COVER

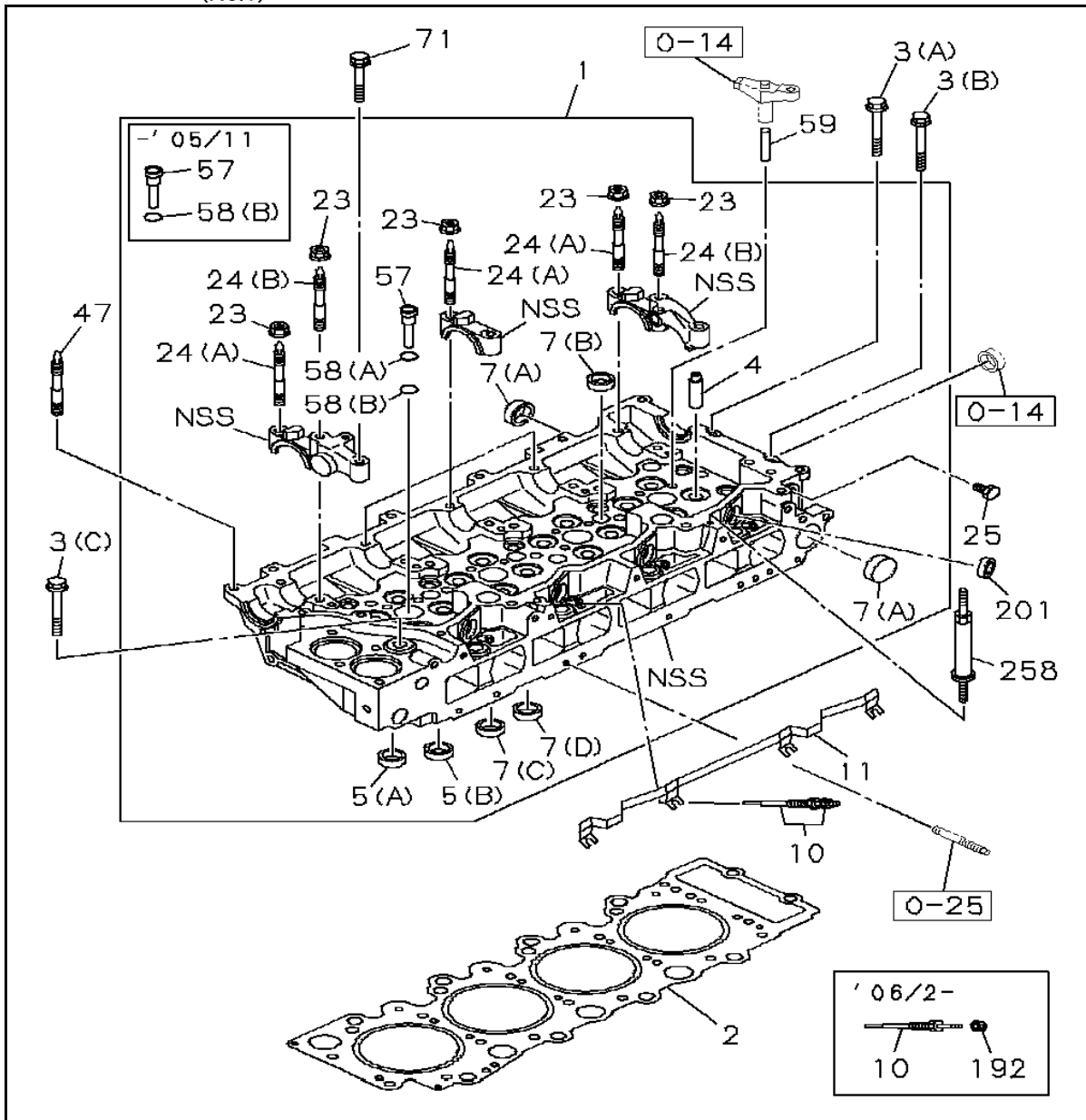
(No.2)



KEY No.	Part no.	qty	Part description
1 (B)	8-98080-770-1	1	COVER; CYL HD

0-11 CYLINDER HEAD

(No.1)

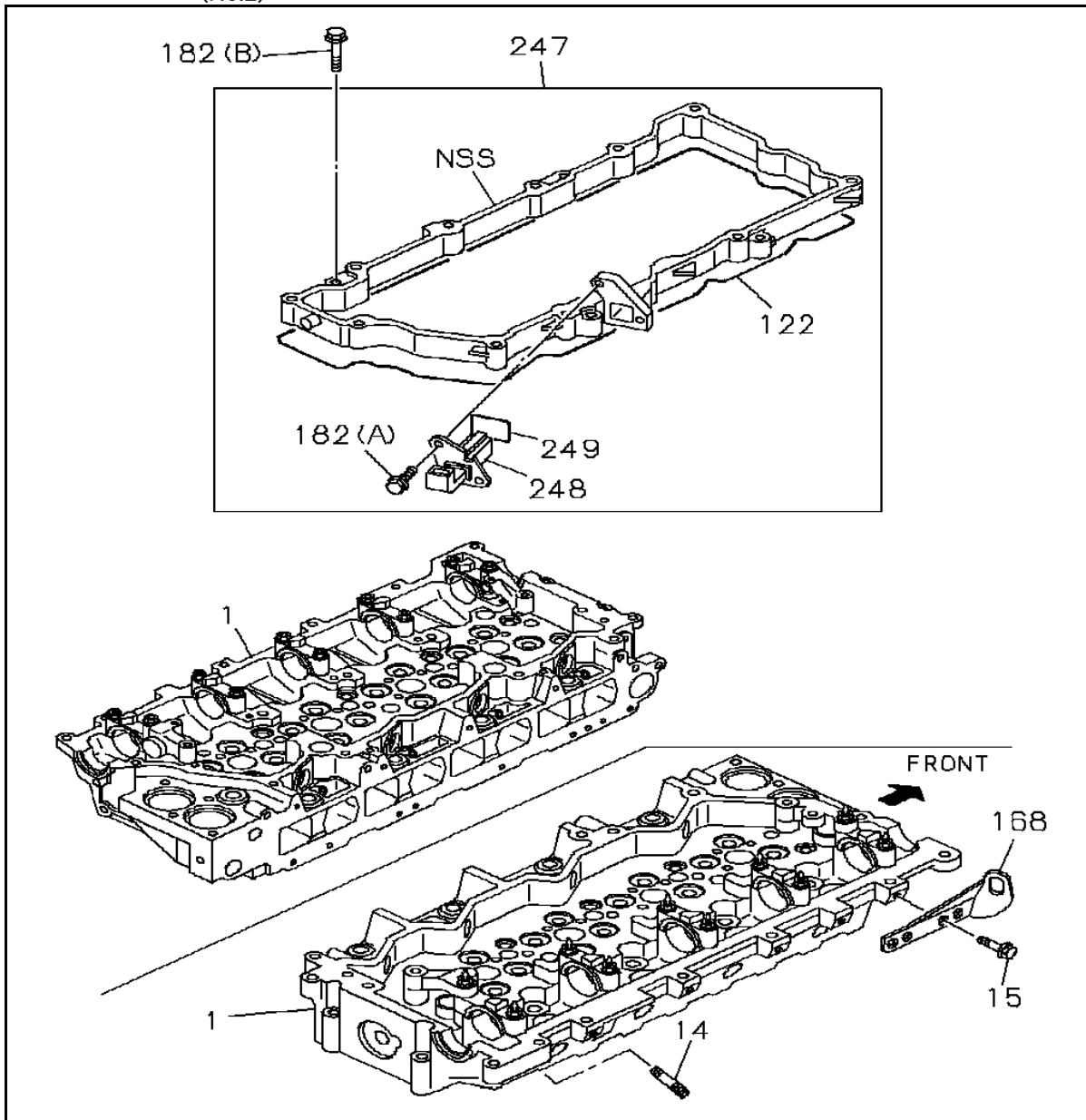


KEY No.	Part no.	qty	Part description
1	8-98018-454-6	1	HEAD ASM; CYL
1	8-98170-619-0	1	HEAD ASM; CYL
2	8-98114-256-0	1	GASKET; CYL HD NON GRADE ALSO INCLUDED IN GASKET SET(ENG & HEAD)
3 (A)	8-94399-554-0	1	BOLT; CYL HD TO BLOCK M10X73
3 (B)	8-94399-555-0	1	BOLT; CYL HD TO BLOCK M10X43
3 (C)	8-97077-638-0	18	BOLT; CYL HD TO BLOCK M14X115
4	8-97376-719-2 <8-97376-719-1>	16	GUIDE; VLV
5 (A)	8-98028-874-0	8	SEAT; VLV INSERT OD=38 INLET
5 (B)	8-98028-875-0	8	SEAT; VLV INSERT OD=38 EXH
7 (A)	8-97096-821-0	5	CUP; SEALING,CYL HEAD OD=32

KEY No.	Part no.	qty	Part description
7 (B)	1-09600-016-0	4	CUP; SEALING,CYL HEAD OD=25
7 (C)	9-11129-128-0	7	CUP; SEALING,CYL HEAD OD=20
7 (D)	5-11129-006-0	5	CUP; SEALING,CYL HEAD OD=16
10	8-97600-096-3 <8-97600-096-2>	4	PLUG; GLOW
11	8-97332-358-2	1	CONNECTOR; GLOW PLUG
23	0-91180-208-0	10	NUT; CAM BRKT M8 FLANGE
24 (A)	8-94322-513-2	8	STUD; CM/SHF BRKT M8X41 L=66
24 (B)	8-94322-512-2	2	STUD; CM/SHF BRKT M8X54 L=79
25	8-98003-416-0	1	PLUG; CYL HD M8X10
47	0-49140-860-0	2	STUD; CYL HD M8X60 L=72
57	8-97606-661-0	4	SLEEVE; NOZZLE HOLDER
58 (A)	8-98004-187-0	4	GASKET; SLEEVE,NOZZLE HOLDER W/WHITE PAINT ALSO INCLUDED IN GASKET SET(ENG & HEAD)
58 (B)	8-97604-916-0	4	GASKET; SLEEVE,NOZZLE HOLDER ALSO INCLUDED IN GASKET SET(ENG & HEAD)
59	8-97381-603-1	8	GUIDE; BRIDGE
71	0-28050-835-0	2	BOLT; CAM BRKT M8X35 FLANGE
192	8-97368-853-0	4	NUT; GLOW PLUG M4 FLANGE
201	1-09639-034-0	4	GASKET; SLEEVE,INJ PUMP ALSO INCLUDED IN GASKET SET(ENG & HEAD)
258	8-97366-772-0	1	ADAPTER; CLIP

0-11 CYLINDER HEAD

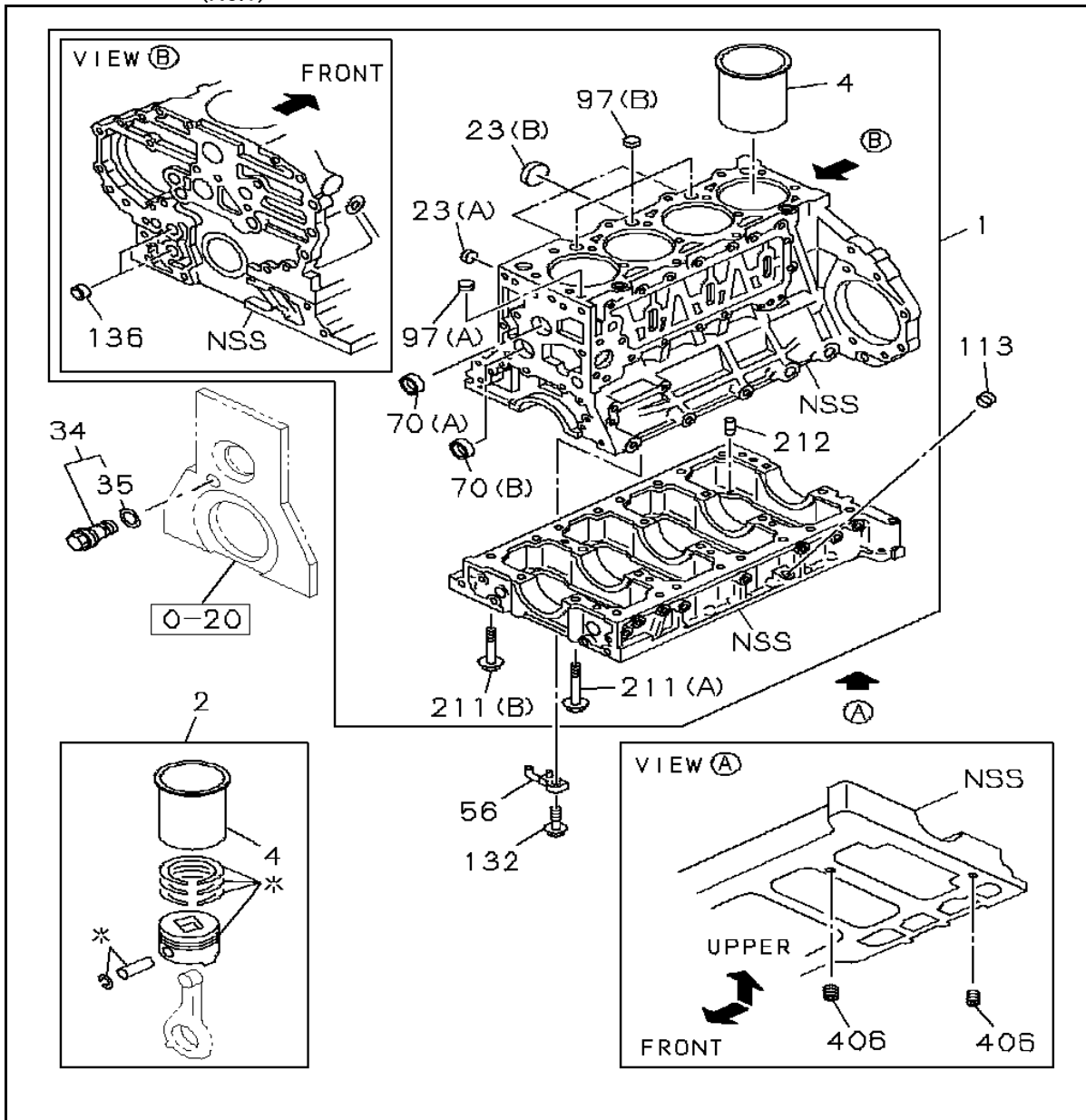
(No.2)



KEY No.	Part no.	qty	Part description
14	8-94397-286-0	2	STUD; EXH MANIF M10X60 L=75
15	0-28751-020-0	2	BOLT; HANGER,FRT M10X20 FLANGE
122	8-97331-360-1	1	GASKET; COVER ALSO INCLUDED IN GASKET SET(ENG & HEAD)
168	8-97310-254-2	1	HANGER; ENG,FRT
182 (A)	0-28050-812-0	2	BOLT; CASE M8X12 FLANGE
182 (B)	0-28050-845-0	3	BOLT; CASE M8X45 FLANGE
247	8-97331-362-1	1	CASE; CYL HEAD-C/H COVER
248	8-94390-858-1	1	CONNECTOR
249	8-94391-310-0	1	GASKET; CONNECTOR ALSO INCLUDED IN GASKET SET(ENGINE)

0-12 CYLINDER BLOCK

(No.1)

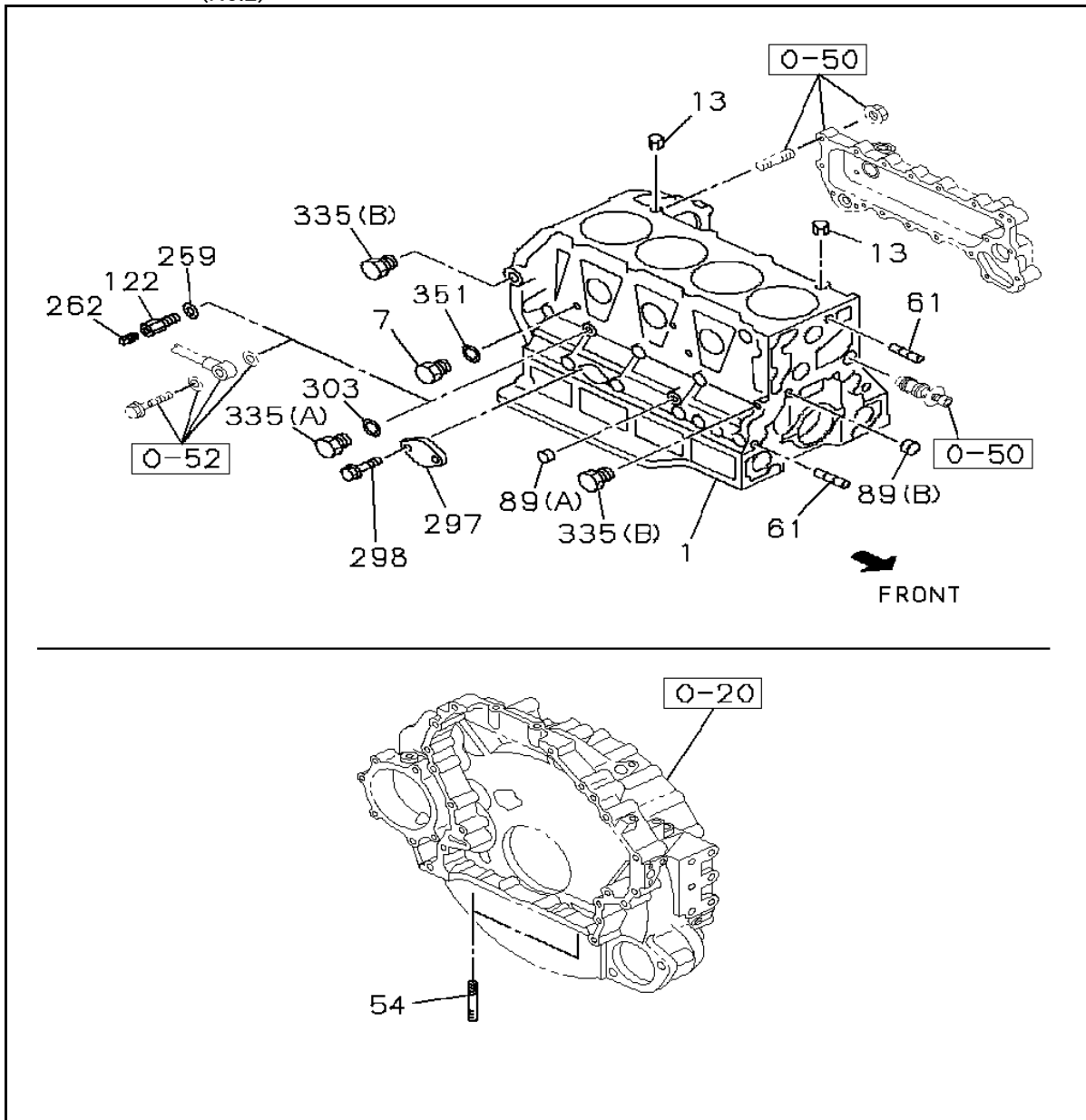


KEY No.	Part no.	qty	Part description
1	8-98005-443-7	1	BLOCK ASM; CYL
2	5-87814-862-1 <1-87813-766-0>	4	LINER SET; ENG CYL OD GRADE=1X
2	1-87812-986-2 <1-87813-766-0>	4	LINER SET; ENG CYL OD GRADE=1X
2	1-87813-539-1 <1-87813-766-0>	4	LINER SET; ENG CYL OD GRADE=1X
2	5-87814-863-1 <1-87813-767-0>	4	LINER SET; ENG CYL OD GRADE=3X
2	1-87812-987-2 <1-87813-767-0>	4	LINER SET; ENG CYL OD GRADE=3X
2	1-87813-540-1 <1-87813-767-0>	4	LINER SET; ENG CYL OD GRADE=3X
4	8-94391-602-1	4	LINER; C/BL OD GRADE=1X ALSO INCLUDED IN LINER SET
4	8-94391-603-1	4	LINER; C/BL OD GRADE=3X ALSO INCLUDED IN LINER SET

KEY No.	Part no.	qty	Part description
23 (A)	1-09600-016-0	1	CUP; SEALING,C/BL FRT & RR OD=25
23 (B)	8-97036-550-1	3	CUP; SEALING,C/BL FRT & RR OD=45
34	8-97328-859-0	1	VALVE; OIL RELIEF
35	8-94173-412-0	1	GASKET; RELIEF VLV ID=23.3
56	8-98173-342-0	4	JET; OIL,PISTON COOLING
70 (A)	1-09600-016-0	1	CUP; SEALING,FRT & RR OD=25
70 (B)	8-97096-824-0	4	CUP; SEALING,FRT & RR OD=40
97 (A)	5-11129-006-0	1	CUP; SEALING OD=16
97 (B)	8-97209-609-0	3	CUP; SEALING OD=22
113	5-11129-003-0	1	CUP; SEALING OD=15.6
132	8-97329-618-0	4	VALVE; CHECK,OIL
136	8-94393-596-1	2	BUSHING; DRIVE SHAFT,OIL PUMP
136	8-98091-566-0	2	BUSHING; DRIVE SHAFT,OIL PUMP
211 (A)	8-97077-638-0	10	BOLT; CRANKCASE M14X115
211 (B)	8-94399-553-2	17	BOLT; CRANKCASE M10X82
212	8-97135-423-0	2	PIN; CRANKCASE OD=10 L=20
406	5-09605-005-0	2	PLUG; CRANK CASE PT 3/8

0-12 CYLINDER BLOCK

(No.2)

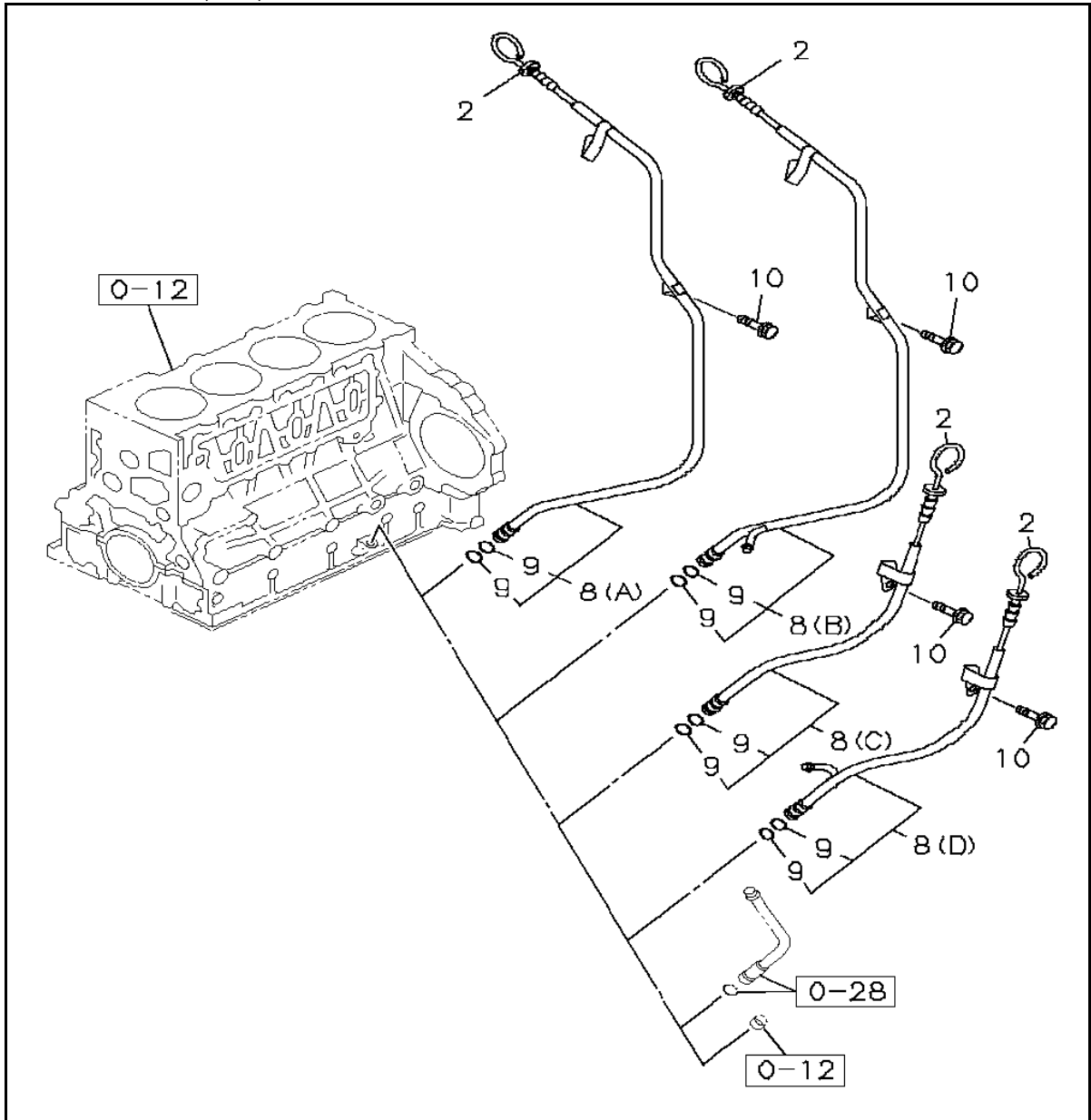


KEY No.	Part no.	qty	Part description
7	8-97352-537-0	1	PLUG; WATER DRAIN M10X10
13	8-94399-688-1	2	DOWEL; C/BL TO HD OD=18.15
54	1-09305-005-0	2	STUD; OIL PAN TO BLOCK
61	8-94483-674-0	4	PIN; STRAIGHT L=22
89 (A)	5-09600-013-0	1	CUP; SEALING,OIL GALLERY OD=12.3
89 (B)	9-11129-128-0	3	CUP; SEALING,OIL GALLERY[OD=20
122	8-94399-858-2	1	ADAPTER; OIL PRESSURE SWITCH
259	1-09630-141-0	1	GASKET; ADAPTER ID=14.2 OD=25 ALSO INCLUDED IN GASKET SET(ENGINE)
262	5-09605-018-0	1	PLUG; ADAPTER PT 1/8
335 (B)	8-97329-617-0	2	PLUG; C/BL SIDE M14X16.5

KEY No.	Part no.	qty	Part description
351	1-09630-083-0	1	GASKET; COCK,WATER DRAIN ID=10.2 ALSO INCLUDED IN GASKET SET(ENGINE)

0-13 OIL PAN AND LEVEL GAUGE

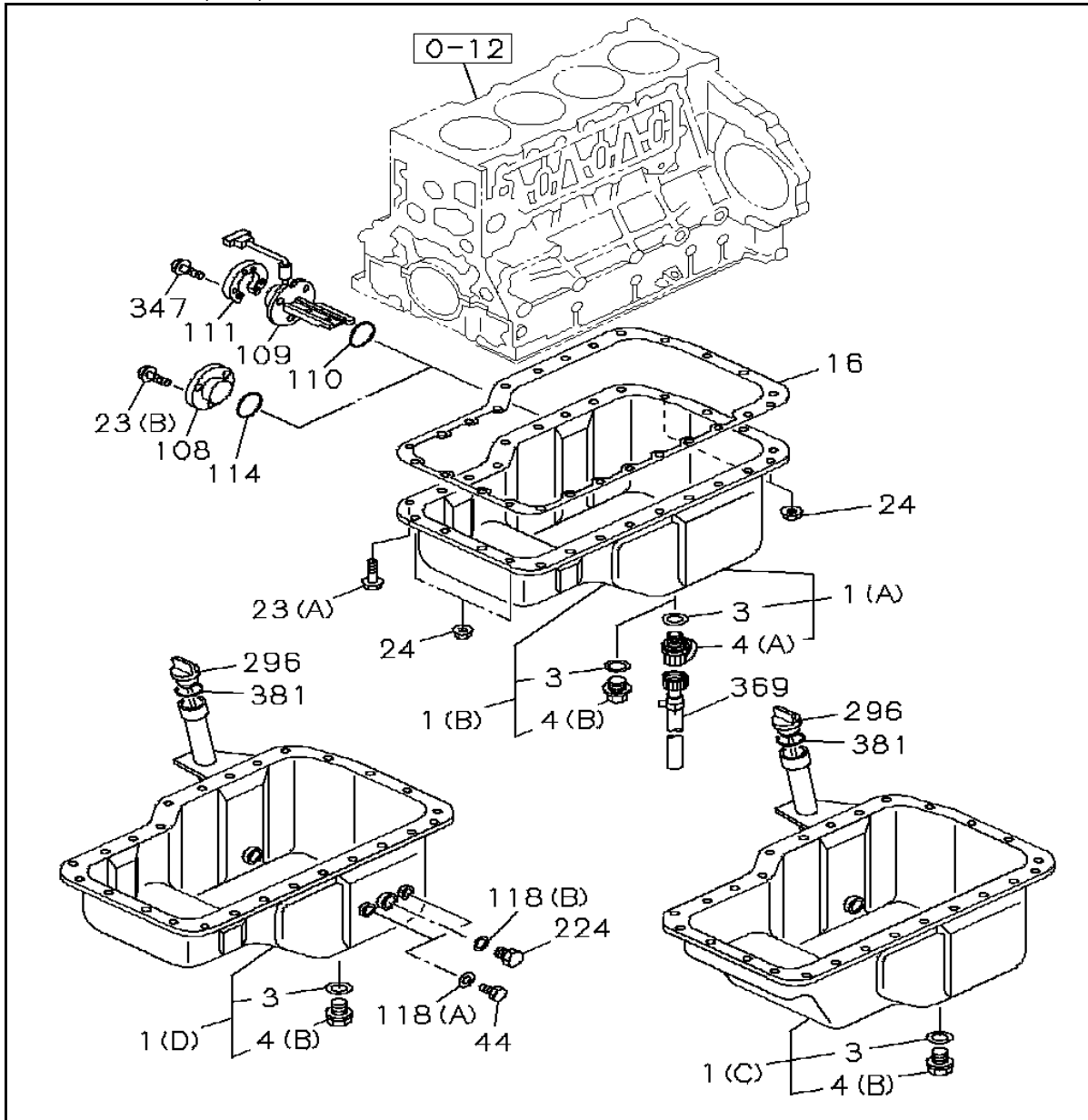
(No.1)



KEY No.	Part no.	qty	Part description
2	8-98081-179-0	1	GAUGE; OIL LEVEL
8 (B)	8-97375-451-0	1	TUBE; GUIDE,OIL LEVEL GAUGE
8 (D)	8-98115-224-0	1	TUBE; GUIDE,OIL LEVEL GAUGE
9	5-09623-002-0	2	GASKET; GUIDE TUBE,OIL LEVEL GAUGE ID=11 ALSO INCLUDED IN GASKET SET(ENGINE)
10	0-28050-816-0	1	BOLT; GUIDE TUBE M8X16 FLANGE

0-13 OIL PAN AND LEVEL GAUGE

(No.2)

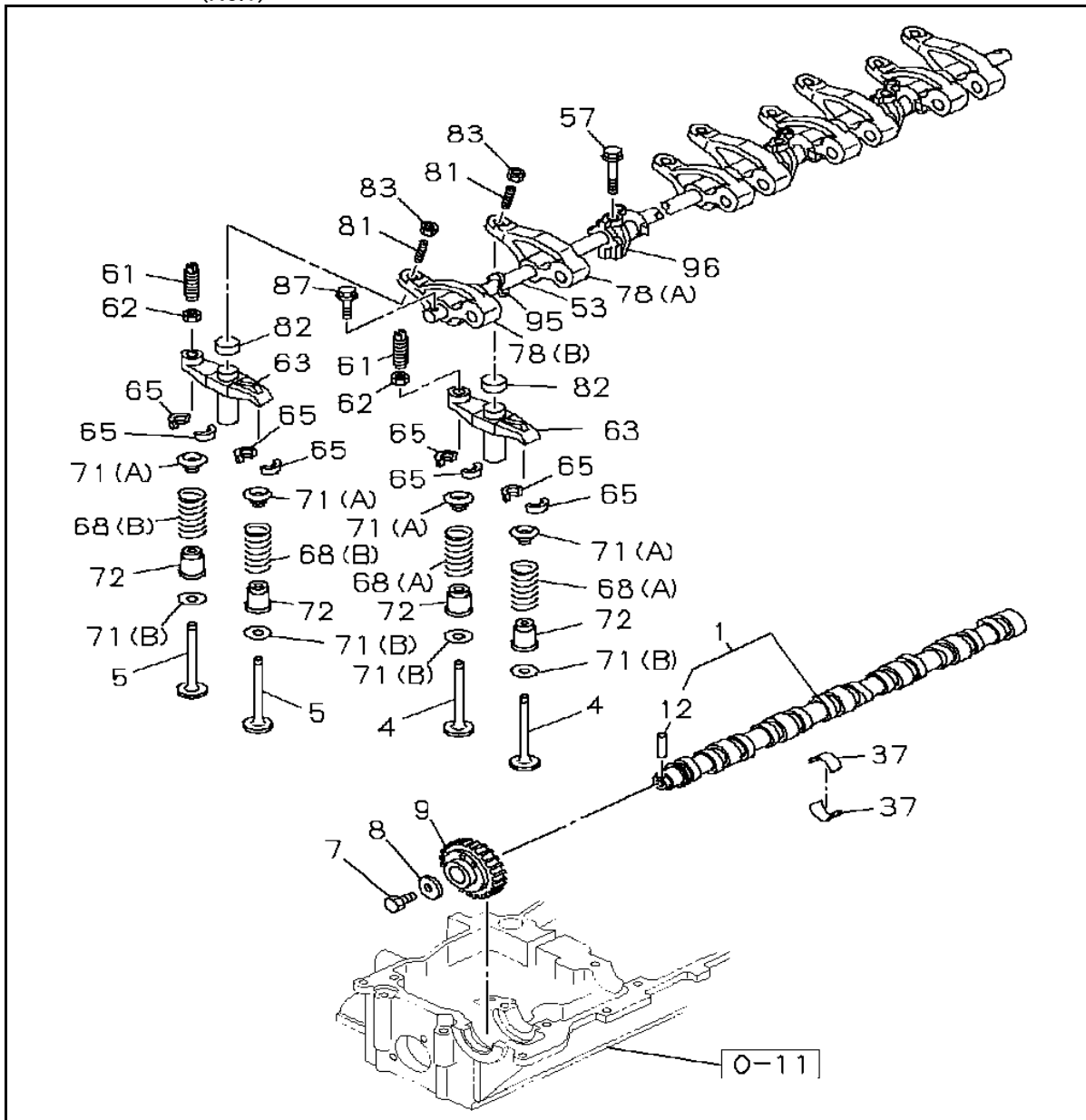


KEY No.	Part no.	qty	Part description
1 (C)	8-98053-632-1	1	PAN ASM; OIL
1 (D)	8-98056-396-1	1	PAN ASM; OIL
3	1-09623-058-0	1	GASKET; DRAIN PLUG ID=26.8 ALSO INCLUDED IN GASKET SET(ENGINE)
4 (B)	1-09604-022-0	1	PLUG; DRAIN,OIL M24X17
16	8-97363-845-1	1	GASKET; OIL PAN TO C/BL ALSO INCLUDED IN GASKET SET(ENGINE)
23 (A)	0-28650-820-0	22	BOLT; OIL PAN M8X20 FLANGE
24	8-94327-073-0	4	NUT; OIL PAN M8 W/LK WASHER
24	8-97581-234-0	4	NUT; OIL PAN M8 W/LK WASHER
44	0-92002-416-0	2	PLUG M16X12
109	8-97131-223-0	1	SWITCH; OIL LEVEL

KEY No.	Part no.	qty	Part description
110	1-09623-355-0 <8-97604-916-0>	1	GASKET; SW,OIL LEVEL ALSO INCLUDED IN GASKET SET(ENGINE)
111	5-11369-072-0	1	SPACER; SW,OIL LEVEL
118 (A)	9-09571-416-0	2	GASKET; PLUG,OIL HTR ID=16.2 OD=24 ALSO INCLUDED IN GASKET SET(ENGINE)
118 (B)	9-09571-424-0	1	GASKET; PLUG,OIL HTR ID=24.5 OD=32 ALSO INCLUDED IN GASKET SET(ENGINE)
224	9-99202-324-0 <1-09604-021-0>	1	PLUG; OIL PAN HTR
296	8-98062-714-0	1	CAP; W/LEVEL GAUGE L=262
347	0-28050-625-0	3	BOLT; OIL LEVEL SW M6X25 FLANGE
381	1-09623-246-0	1	GASKET; CAP ALSO INCLUDED IN GASKET SET(ENGINE)

0-14 CAMSHAFT AND VALVE

(No.1)

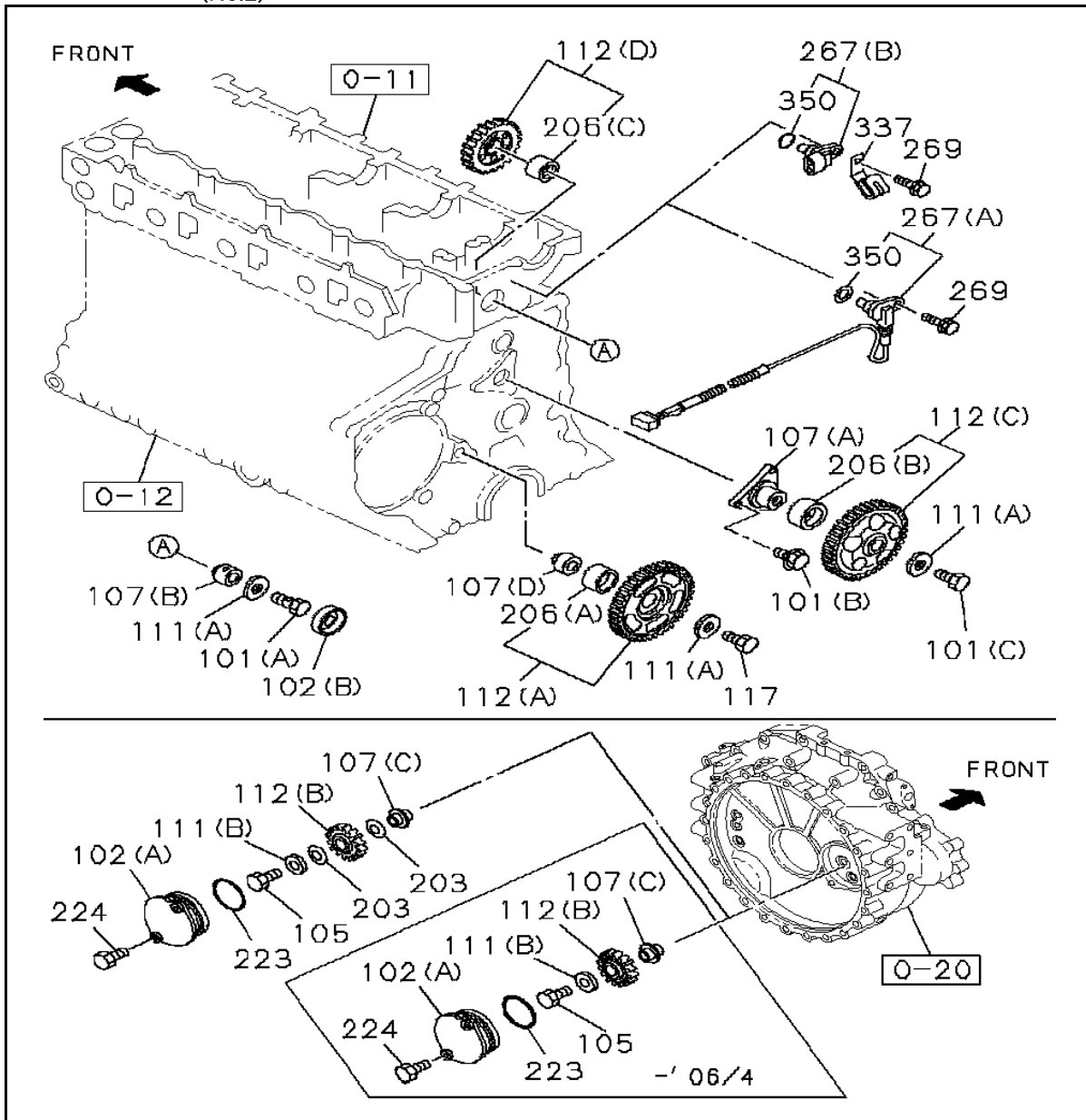


KEY No.	Part no.	qty	Part description
1	8-97262-166-0	1	CAMSHAFT
4	8-94395-882-2	8	VALVE; INL
5	8-97209-876-3	8	VALVE; EXH
7	8-94396-439-0	1	BOLT; CM/SHF GEAR M14X40
8	9-09851-850-3	1	WASHER; CM/SHF GEAR ID=14.5
9	8-98018-935-3	1	GEAR; CM/SHF
12	8-94399-487-0	1	KEY; CAM GEAR SET
37	8-97386-189-0	10	METAL; CM/SHF
53	8-97389-921-0	1	SHAFT; ROCKER ARM
57	8-94393-131-0	3	BOLT; ROCKER ARM BRKT M10X62 FLANGE
61	8-94394-803-0	8	SCREW; ADJ,BRIDGE M8X21
62	9-09844-574-0	8	NUT; ADJ SCREW LK BRIDGE M8 FLANGE
63	8-94392-002-3	8	BRIDGE
65	5-12565-004-0	32	COLLAR; SPLIT

KEY No.	Part no.	qty	Part description
68 (A)	8-94395-884-0	8	SPRING; VLV INLET MARK BLUE
68 (B)	8-94395-885-1	8	SPRING; VLV EXH MARK WHITE
71 (A)	8-94390-783-2	16	SEAT; SPR OD=32.8 T=12.75
71 (B)	8-94391-468-0	16	SEAT; SPR ID=14.3 T=1.0
72	8-97376-720-0	16	SEAL; VLV GUIDE ALSO INCLUDED IN GASKET SET(ENG & HEAD)
78 (A)	8-97306-421-3	4	ARM; ROCKER INLET
78 (B)	8-97306-424-3	4	ARM; ROCKER EXH
81	8-94395-024-0	8	SCREW; ADJ,ROCKER ARM M10 L=32
82	8-94396-015-2	8	CAP; ROCKER SHAFT
83	0-91111-510-0	8	NUT; ADJ SCREW,LK M10
87	0-28050-840-0	2	BOLT; ROCKER SHAFT M8X40 FLANGE
95	8-94392-999-0	4	SPRING; ROCKER SHAFT
96	8-97334-414-0	3	BRACKET; ROCKER ARM SHAFT

0-14 CAMSHAFT AND VALVE

(No.2)

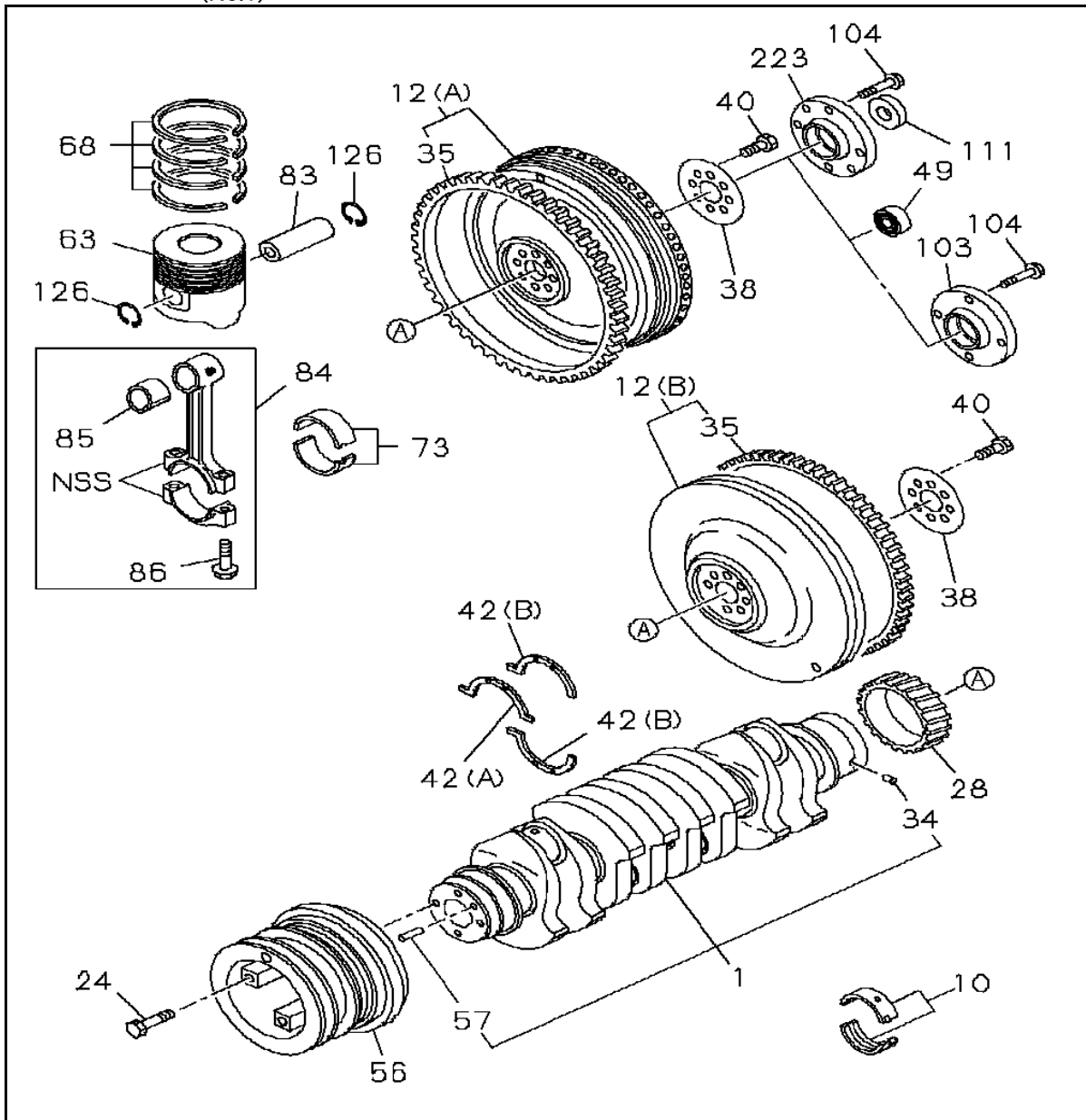


KEY No.	Part no.	qty	Part description
101 (A)	8-94372-221-1	1	BOLT; THRUST COLLAR M14X36.5
101 (B)	0-28060-816-0	3	BOLT; THRUST COLLAR M8X16 FLANGE
101 (C)	0-23951-425-0	1	BOLT; THRUST COLLAR M14X25
102 (A)	8-94334-681-1	1	COVER; IDLE GEAR
102 (B)	8-97096-826-0	1	COVER; IDLE GEAR OD=51
105	0-16956-460-0	1	BOLT; IDLE GEAR SHAFT M14X60
107 (A)	8-97350-021-0	1	SHAFT; IDLE GEAR
107 (B)	8-97186-398-1	1	SHAFT; IDLE GEAR
107 (C)	8-98041-099-0	1	SHAFT; IDLE GEAR
107 (D)	8-98060-780-0	1	SHAFT; IDLE GEAR
111 (A)	8-97209-728-2	3	COLLAR; THRUST, IDLE GEAR ID=14.5 OD=46
111 (B)	8-98023-616-0	1	COLLAR; THRUST, IDLE GEAR ID=14.3 OD=53

KEY No.	Part no.	qty	Part description
112 (A)	8-97600-586-1	1	GEAR; IDLE T=72-60-30
112 (B)	8-98041-064-0	1	GEAR; IDLE T=34
112 (C)	8-97606-767-0	1	GEAR; IDLE T=61
112 (D)	8-97606-929-0	1	GEAR; IDLE T=41
117	8-97113-167-0	1	BOLT; FLANGE M14X65
203	8-98041-089-0	2	WASHER; THRUST
206 (A)	1-12528-028-0	1	BUSHING; IDLE GEAR
206 (B)	8-97606-768-0	1	BUSHING; IDLE GEAR
206 (C)	8-97606-770-0	1	BUSHING; IDLE GEAR
223	1-09623-423-0	1	GASKET; COVER, IDLE GEAR ID=105.6 ALSO INCLUDED IN GASKET SET(ENGINE)
224	0-28050-816-0	2	BOLT; COVER M8X16 FLANGE
267 (A)	8-98014-831-0	1	SENSOR; CAM ANGLE
267 (B)	8-98019-024-0	1	SENSOR; CAM ANGLE
269	0-28050-612-0	1	BOLT; SENSOR M6X12 FLANGE
337	5-09700-307-1	1	CLIP; SENSOR L=80
350	8-97369-404-0	1	GASKET; SENSOR, CAM ANGLE ALSO INCLUDED IN GASKET SET(ENGINE)

0-15 CRANKSHAFT,PISTON AND FLYWHEEL

(No.1)

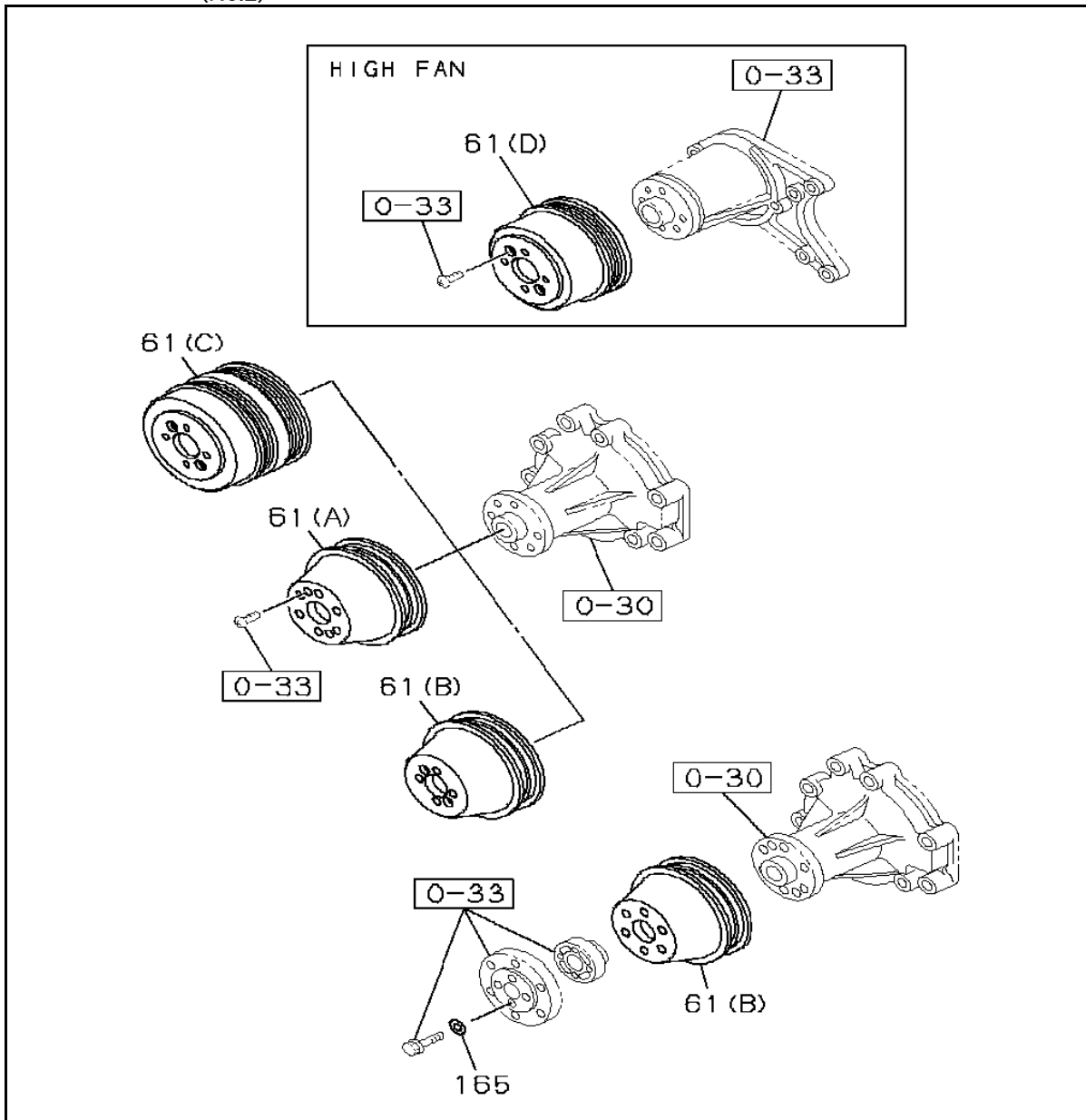


KEY No.	Part no.	qty	Part description
1	8-98029-270-0	1	CRANKSHAFT
10	8-97372-076-1	5	METAL SET; CRANKSHAFT,STANDARD BLUE
10	8-97372-077-1	5	METAL SET; CRANKSHAFT,STANDARD BLACK
10	8-97372-078-1	5	METAL SET; CRANKSHAFT,STANDARD BROWN
12 (A)	8-98036-783-0	1	FLYWHEEL
12 (B)	8-97362-756-0 <8-98043-701-0>	1	FLYWHEEL
24	8-97028-733-0	4	BOLT; DAMPER M16X42
28	8-94392-255-1	1	GEAR; CR/SHF
34	9-09878-626-0	1	PIN; GEAR SETTING OD=5 L=6
35	8-94393-132-0	1	GEAR; RING ID=361 T=129
38	8-94397-496-1	1	WASHER; FLYWHEEL ID=55 OD=110

KEY No.	Part no.	qty	Part description
40	8-97178-013-0	8	BOLT; FLYWHEEL M16X42
42 (A)	8-97386-548-0	1	WASHER; THRUST,CR/SHF FRONT
42 (B)	8-97386-549-0	2	WASHER; THRUST,CR/SHF REAR
49	1-09800-214-0 <8-94392-288-0>	1	BEARING; PILOT
56	8-98062-707-0	1	PULLEY; CR/SHF DAMPER
57	9-08150-820-0	2	PIN; PULLEY OD=8 L=20
63	8-98023-526-1	4	PISTON NON GRADE ALSO INCLUDED IN LINER SET
63	8-98152-901-1	4	PISTON NON GRADE ALSO INCLUDED IN LINER SET
68	8-98017-166-0	4	RING SET; PISTON,STANDARD ALSO INCLUDED IN LINER SET
73	8-97616-359-0	4	METAL SET; CONN ROD,STANDARD YELLOW
73	8-97616-358-0	4	METAL SET; CONN ROD,STANDARD GREEN
83	8-94396-731-1	4	PIN; PISTON ALSO INCLUDED IN LINER SET
83	8-98018-863-1	4	PIN; PISTON ALSO INCLUDED IN LINER SET
84	8-98018-425-2	4	ROD ASM; CONN
85	8-94391-794-1	4	BUSHING; CONNROD
86	8-98091-141-0	8	BOLT; CONNROD M13X57 FLANGE
103	9-12339-061-1	1	HOLDER; BRG,FLYWHEEL
111	8-98080-772-0	1	BUSHING; FLYWHEEL TO CONV SHAFT
126	1-09587-081-1	8	RING; SNAP,PISTON PIN ALSO INCLUDED IN LINER SET
223	1-12339-027-1	1	HOLDER; BUSH,FLYWHEEL

0-15 CRANKSHAFT,PISTON AND FLYWHEEL

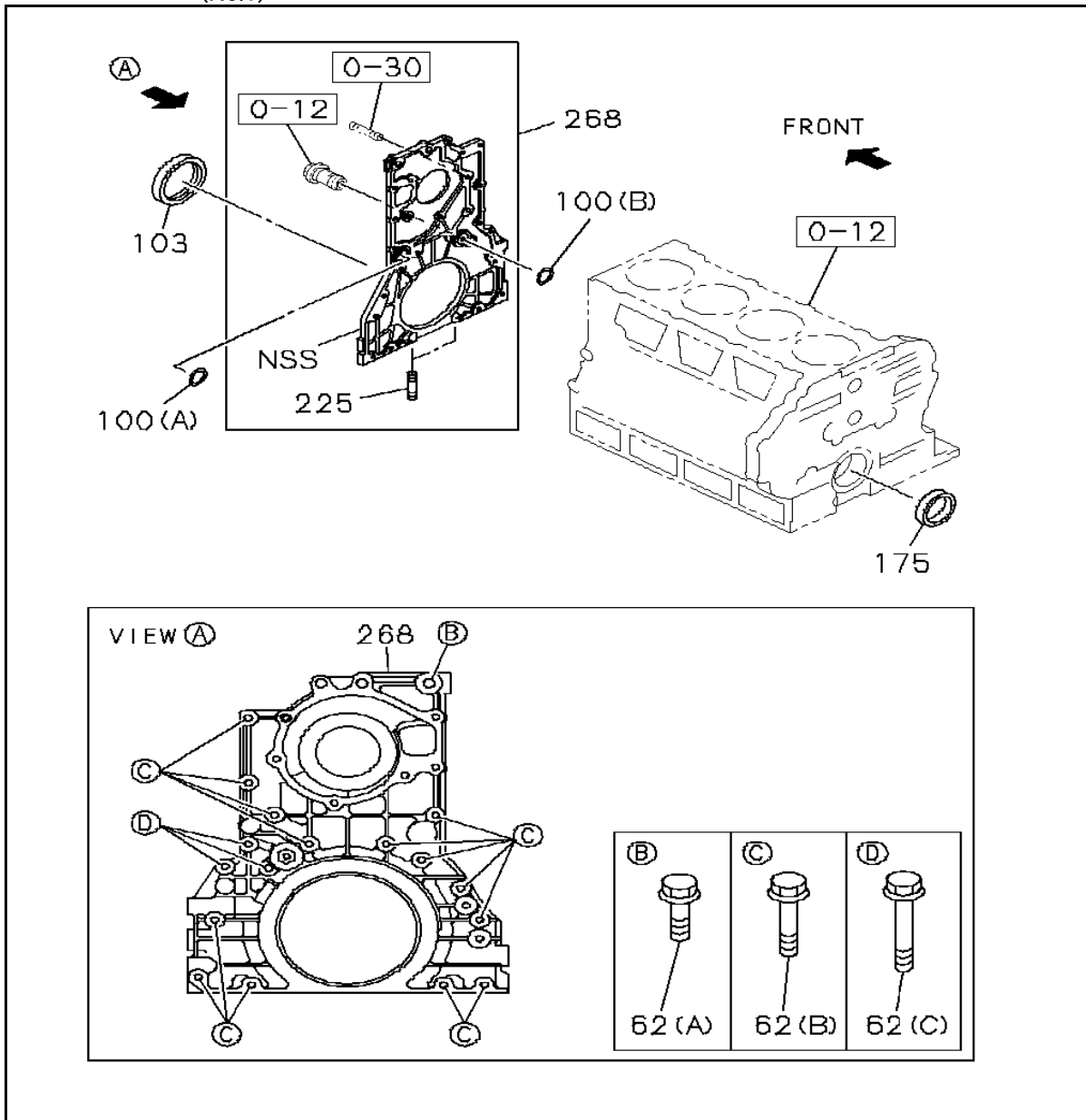
(No.2)



KEY No.	Part no.	qty	Part description
61 (B)	8-98117-169-0	1	PULLEY; FAN DRIVE OD=146
61 (C)	8-98049-772-0	1	PULLEY; FAN DRIVE OD=155
61 (D)	8-98045-590-0	1	PULLEY; FAN DRIVE OD=141
165	9-09851-649-0	4	WASHER; PL

0-20 TIMING GEAR CASE AND FLYWHEEL HOUSING

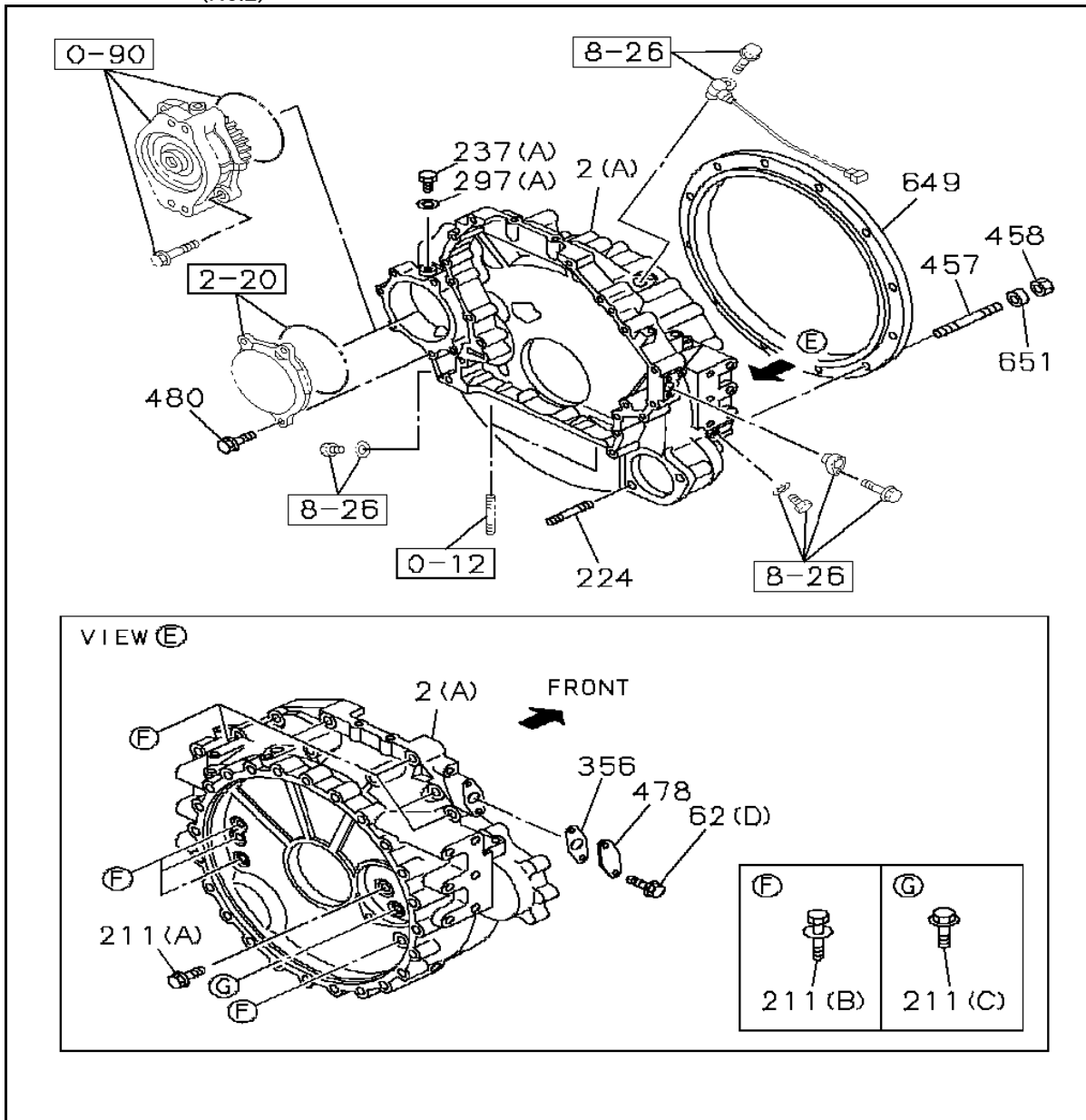
(No.1)



KEY No.	Part no.	qty	Part description
62 (A)	0-28151-030-0	1	BOLT; COVER M10X30 FLANGE
62 (B)	0-28650-835-0	14	BOLT; COVER M8X35 FLANGE
62 (C)	1-09044-072-1	3	BOLT; COVER M8X65 FLANGE
100 (A)	8-97028-748-1	1	GASKET; FRT COVER ID=35.1 ALSO INCLUDED IN GASKET SET(ENGINE)
100 (B)	9-09561-318-0	1	GASKET; FRT COVER ID=17.8 ALSO INCLUDED IN GASKET SET(ENGINE)
103	8-97382-955-0	1	SEAL; OIL,CR/SHF,FRT ALSO INCLUDED IN GASKET SET(ENGINE)
175	8-97209-342-3	1	SEAL; OIL,CR/SHF,RR ALSO INCLUDED IN GASKET SET(ENGINE)
225	0-41010-818-0	2	STUD; OIL PAN M8X18 L=30
268	8-97362-767-1	1	COVER; FRT

0-20 TIMING GEAR CASE AND FLYWHEEL HOUSING

(No.2)

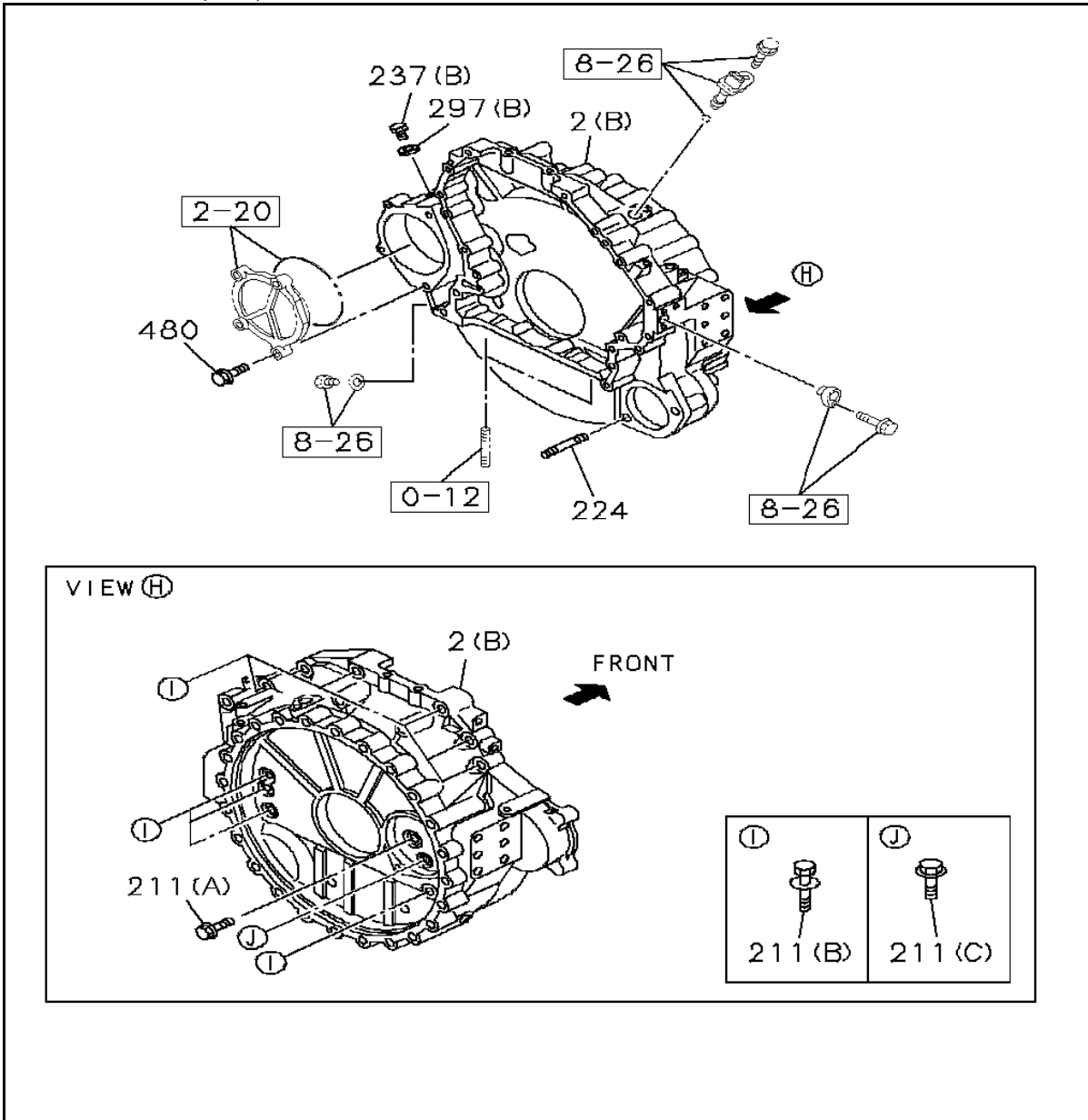


KEY No.	Part no.	qty	Part description
2 (A)	8-98074-612-0	1	HOUSING; FLYWHEEL
62 (D)	0-28050-816-0	2	BOLT; COVER M8X16 FLANGE
211 (A)	0-28751-040-0	1	BOLT; HSG M10X40 FLANGE
211 (B)	8-97114-779-0	11	BOLT; HSG M12X70 W/FLANGE
211 (C)	8-97135-419-0	1	BOLT; HSG M12X30 FLANGE
224	0-44011-230-0	2	STUD; STARTER M12X30 L=48
237 (A)	9-09202-308-0	1	PLUG; FLYWHEEL HSG
297 (A)	1-09630-082-0	1	GASKET; PLUG HSG ID=8.2 OD=13.2 ALSO INCLUDED IN GASKET SET(ENGINE)
356	8-94370-663-0	1	GASKET; COVER ALSO INCLUDED IN GASKET SET(ENGINE)
457	0-44011-050-0	2	STUD; ADAPTER M10X50 L=65

KEY No.	Part no.	qty	Part description
458	0-91180-110-0	2	NUT; ADAPTER M10 FLANGE
478	8-94174-529-0	1	COVER; FLYWHEEL HSG
480	0-28080-814-0	3	BOLT; COVER M8X14 FLANGE
649	8-98084-269-1	1	ADAPTER; FLYWHEEL HSG
651	8-94369-173-0	2	SPACER; ADAPTER

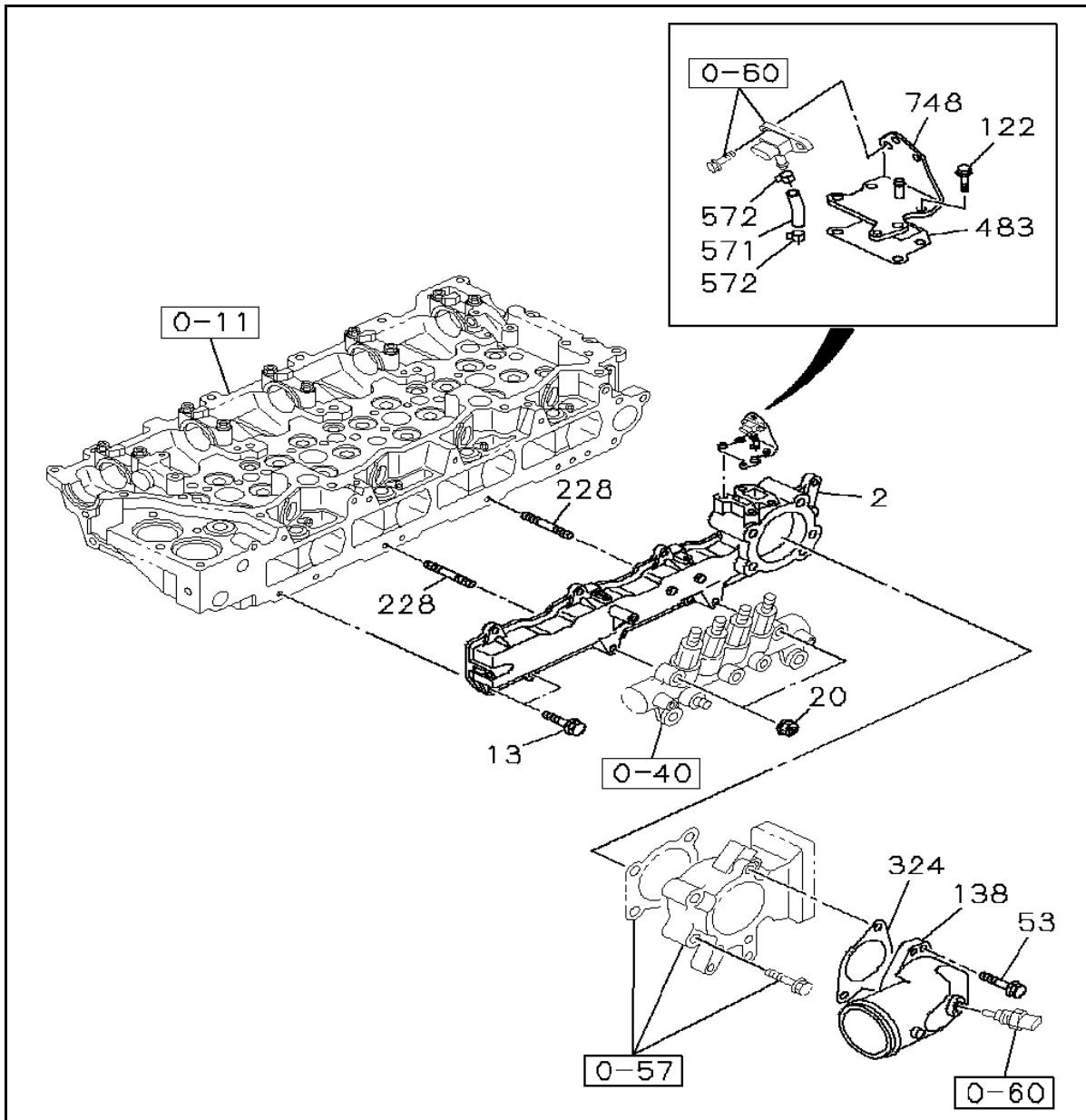
0-20 TIMING GEAR CASE AND FLYWHEEL HOUSING

(No.3)



KEY No.	Part no.	qty	Part description
2 (B)	8-98187-286-0	1	HOUSING; FLYWHEEL
237 (B)	0-92002-412-0	1	PLUG; FLYWHEEL HSG
297 (B)	8-94472-584-1	1	GASKET; PLUG,HSG ID=12.2 OD=20 ALSO INCLUDED IN GASKET SET(ENGINE)

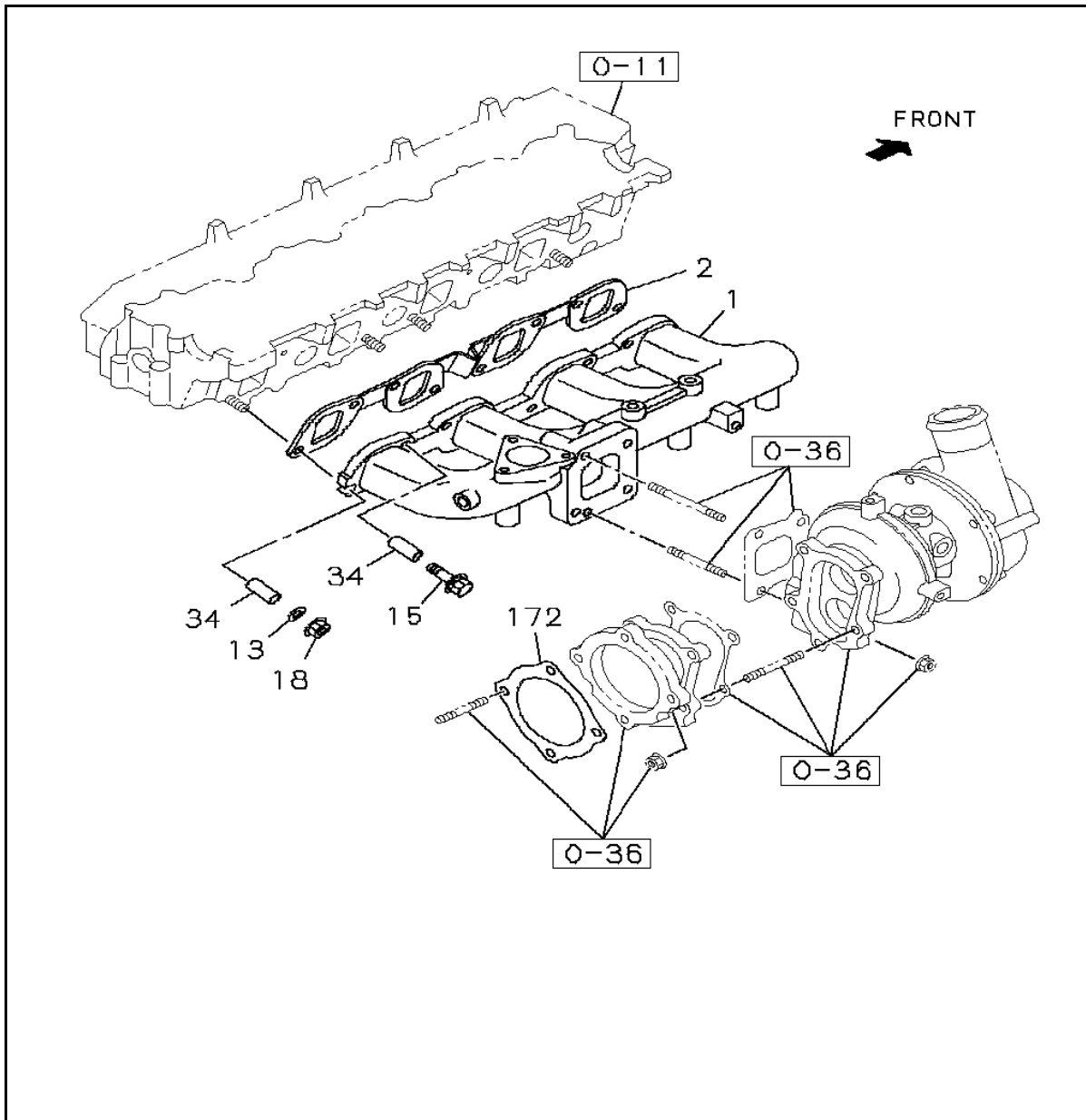
0-25 INLET MANIFOLD



KEY No.	Part no.	qty	Part description
2	8-97310-495-0	1	COVER; INL
13	0-28050-830-0	9	BOLT; INL MANIF M8X30 FLANGE
20	0-91180-108-0	2	NUT; INL MANIF M8 FLANGE
53	0-28650-830-0	3	BOLT; INL PIPE M8X30 FLANGE
122	0-28050-812-0	4	BOLT; BRKT M8X12 FLANGE
138	8-97362-837-1	1	PIPE; INL
228	8-97111-477-0	2	STUD; INL COVER M8X117 L=128
324	8-97306-025-1	1	GASKET; INL PIPE TO INL CVR ALSO INCLUDED IN GASKET SET(ENGINE)
483	8-97378-814-0	1	GASKET; ADAPTER,GAS SENSOR ALSO INCLUDED IN GASKET SET(ENGINE)
571	0-04750-300-0	1	HOSE; AIR BOOST L=50 S.B. L=3000

KEY No.	Part no.	qty	Part description
572	8-94238-925-0	2	CLIP; BOOST HOSE ID=11
748	8-97364-046-1 <8-97364-046-0>	1	BRACKET; BOOST SENSOR

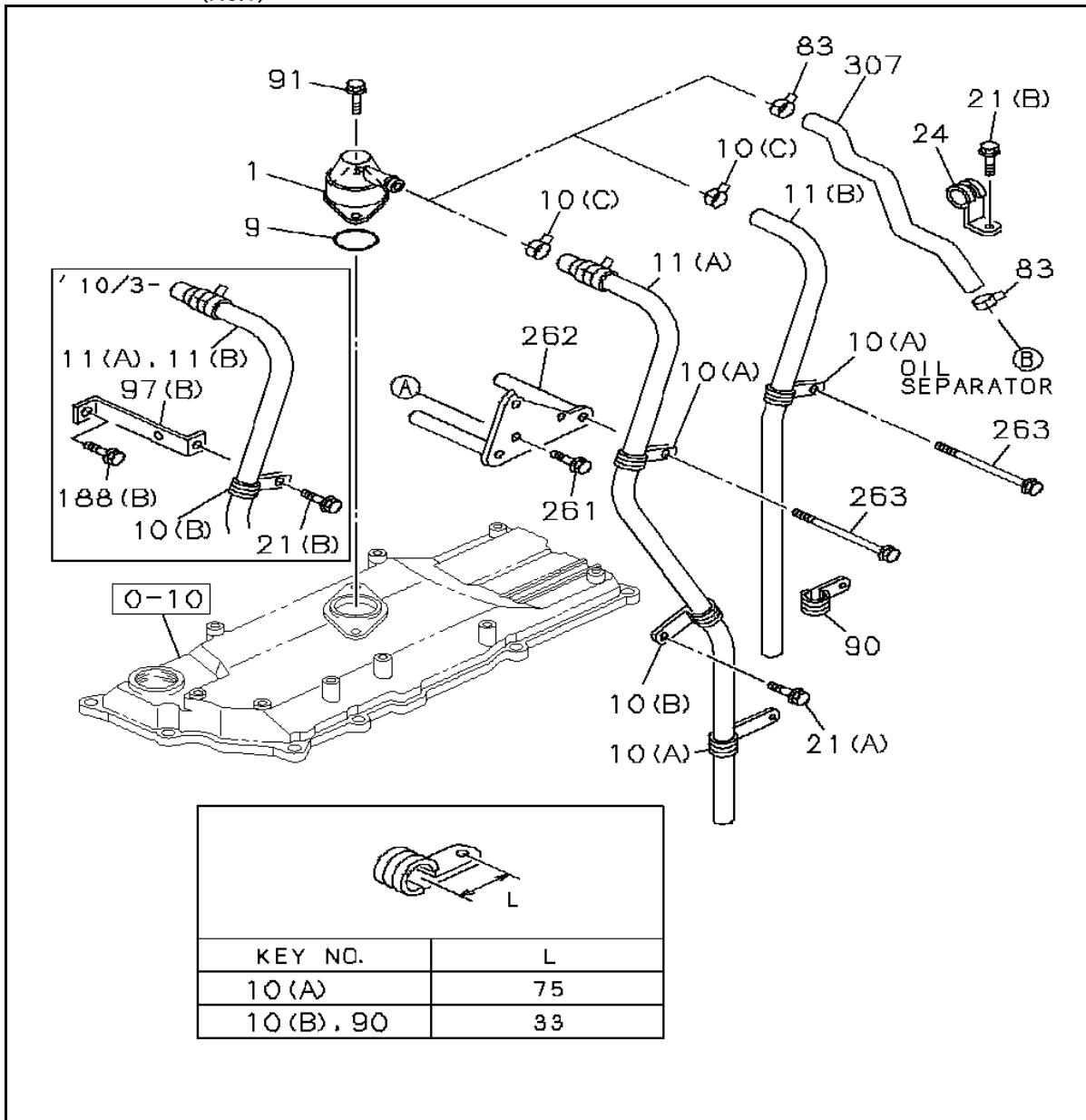
0-27 EXHAUST MANIFOLD



KEY No.	Part no.	qty	Part description
1	8-98039-817-1	1	MANIFOLD; EXHAUST
2	8-97146-499-2	1	GASKET; EXH MANIF TO HD ALSO INCLUDED IN GASKET SET(ENG & HEAD)
13	1-09556-015-0	2	WASHER; LK,EXH MANIF T=2.2
15	8-97061-543-0	6	BOLT; EXH MANIF M10X60
18	0-91110-510-0	2	NUT; EXH MANIF M10
34	8-97250-073-1	8	COLLAR; DIST,EXH MANIF L=28
172	1-14145-184-0	1	GASKET; EXH PIPE

0-28 VENTILATION SYSTEM

(No.1)

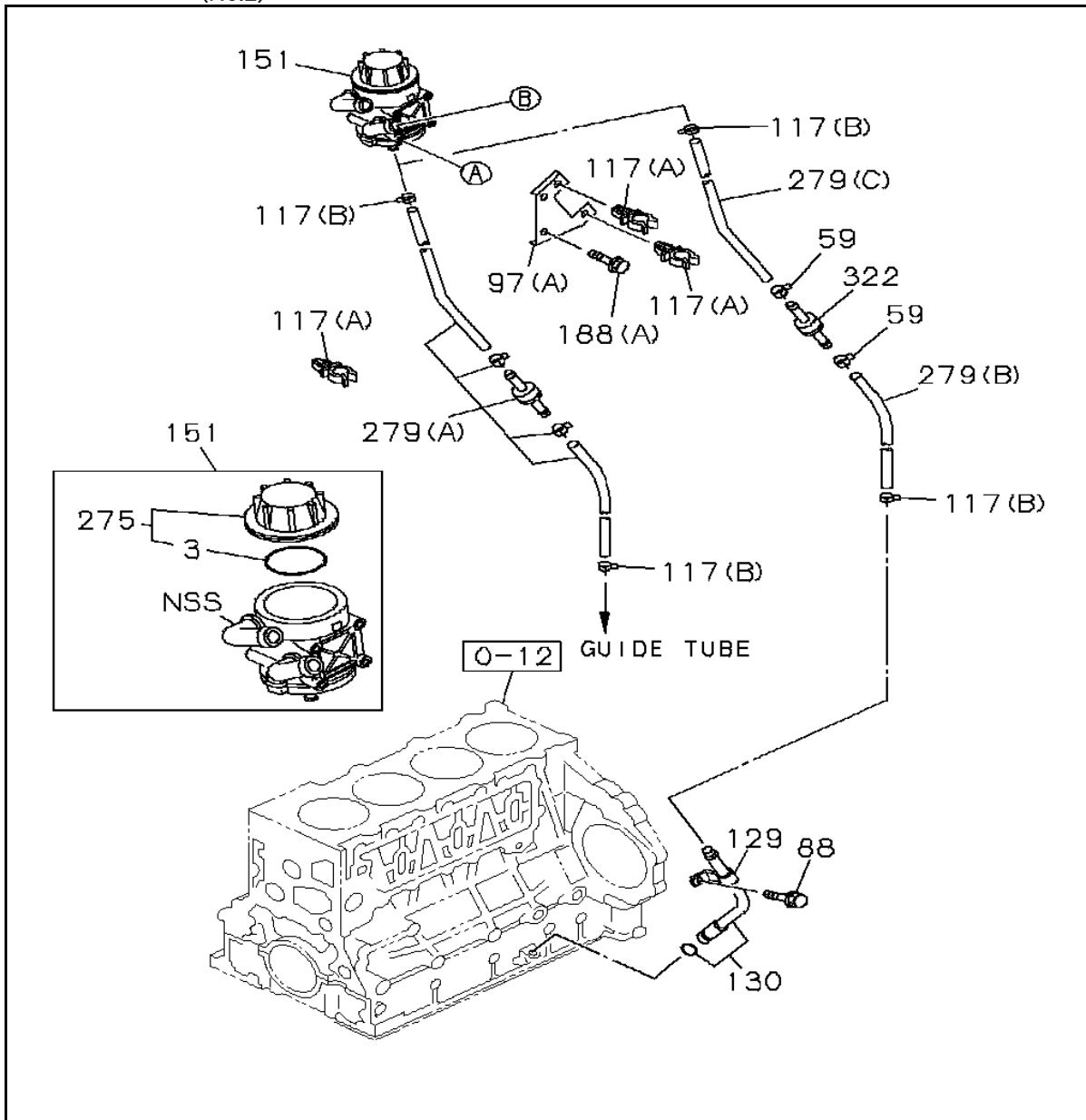


KEY NO.	L
10 (A)	75
10 (B) , 90	33

KEY No.	Part no.	qty	Part description
1	1-11740-181-1	1	BREATHER; AIR
9	1-09623-565-0	1	GASKET; AIR BREATHER ALSO INCLUDED IN GASKET SET(ENGINE)
11 (B)	1-11742-074-1	1	HOSE; RUBBER,AIR L=1320
21 (B)	0-28050-816-0	1	BOLT; CLIP M8X16 FLANGE
24	1-09700-994-0	1	CLIP; RUBBER HOSE,VENTILATOR
83	1-09707-124-0	2	CLIP; VENTILATOR PIPE
90	1-09700-945-0	1	CLIP; RUBBER HOSE ID=35 L=33
91	0-28151-020-0	2	BOLT; AIR BREATHER M10X20 FLANGE
261	0-28050-816-0	3	BOLT; SEPARATOR M8X16 FLANGE
262	1-13345-229-0	1	BRACKET; OIL SEPARATOR
263	0-28166-015-0	2	BOLT; BRKT,OIL SEPARATOR M10X150 FLANGE
307	8-97375-816-0	1	HOSE; RUBBER,HEAD COVER TO OIL SEPARATOR

0-28 VENTILATION SYSTEM

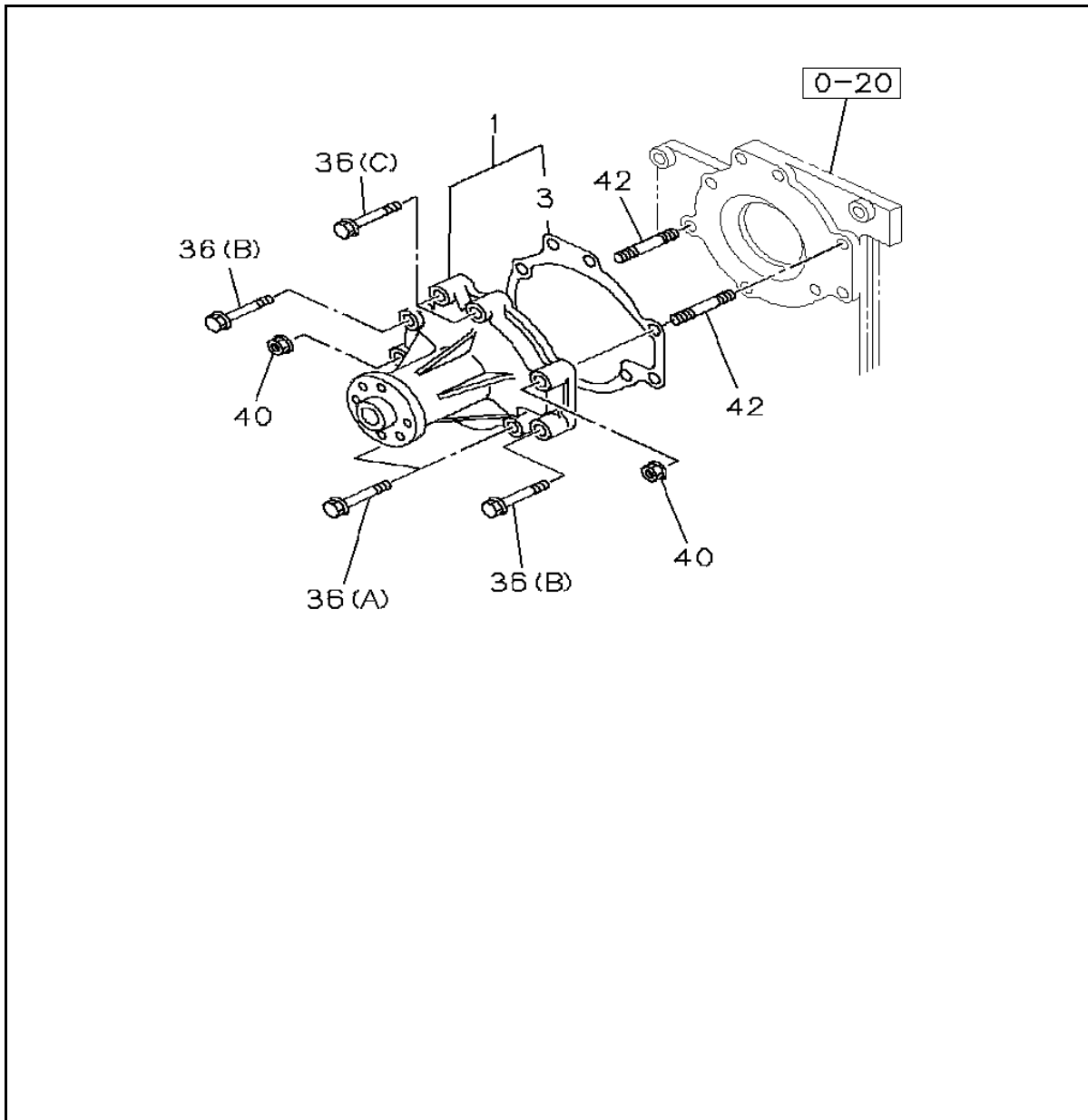
(No.2)



KEY No.	Part no.	qty	Part description
3	8-97385-921-0	1	GASKET; BODY TO CAP
59	8-94238-571-0 <8-98150-357-0>	2	CLIP HOSE
88	0-28151-016-0	1	BOLT; CLIP M10X16 FLANGE
97 (A)	8-97375-942-0	1	BRACKET; HOSE
117 (A)	8-97016-932-0 <8-94183-979-0>	2	CLIP; DRAIN HOSE
117 (B)	8-97015-754-1	2	CLIP; DRAIN HOSE
129	1-09700-519-0 <8-94163-383-0>	1	CLIP; PCV
130	8-98062-715-0	1	PIPE; PCV
151	8-98039-449-0	1	SEPARATOR; OIL,PCV
188 (A)	0-28050-812-0	2	BOLT; BRKT M8X12 FLANGE
275	8-97389-360-0	1	CAP; PCV
279 (A)	8-98044-107-0	1	HOSE; RUBBER,OIL DRAIN
279 (B)	8-97365-298-0	1	HOSE; RUBBER,OIL DRAIN
279 (C)	8-97365-825-0	1	HOSE; RUBBER,OIL DRAIN

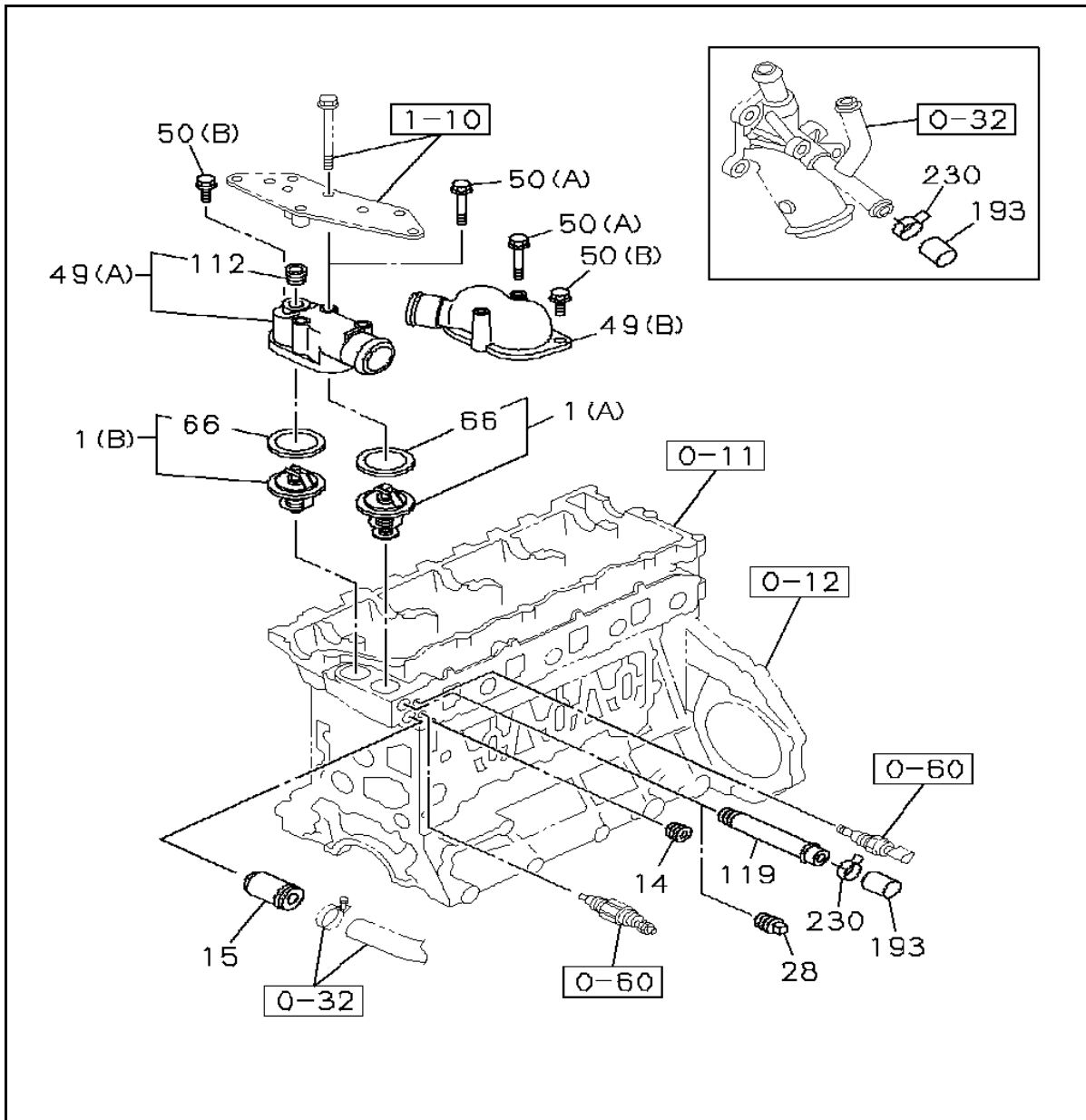
KEY No.	Part no.	qty	Part description
322	8-94249-317-1	1	VALVE; CHECK

0-30 WATER PUMP AND CORROSION RESISTOR



KEY No.	Part no.	qty	Part description
1	8-98038-845-0	1	PUMP ASM; WATER,W/GASKET
3	8-97363-722-2	1	GASKET; PUMP TO C/BL ALSO INCLUDED IN GASKET SET(ENGINE)
36 (A)	0-28060-845-0	2	BOLT; WATER PUMP TO C/BL M8X45 FLANGE
36 (B)	0-28060-870-0	2	BOLT; WATER PUMP TO C/BL M8X70 FLANGE
36 (C)	0-28151-070-0	2	BOLT; WATER PUMP TO C/BL M10X70 FLANGE
40	0-91180-108-0	2	NUT; WATER PUMP M8 FLANGE
42	9-09830-212-0	2	STUD; WATER PUMP M8X71 L=83
42	8-98017-063-0	2	STUD; WATER PUMP M8X71 L=83

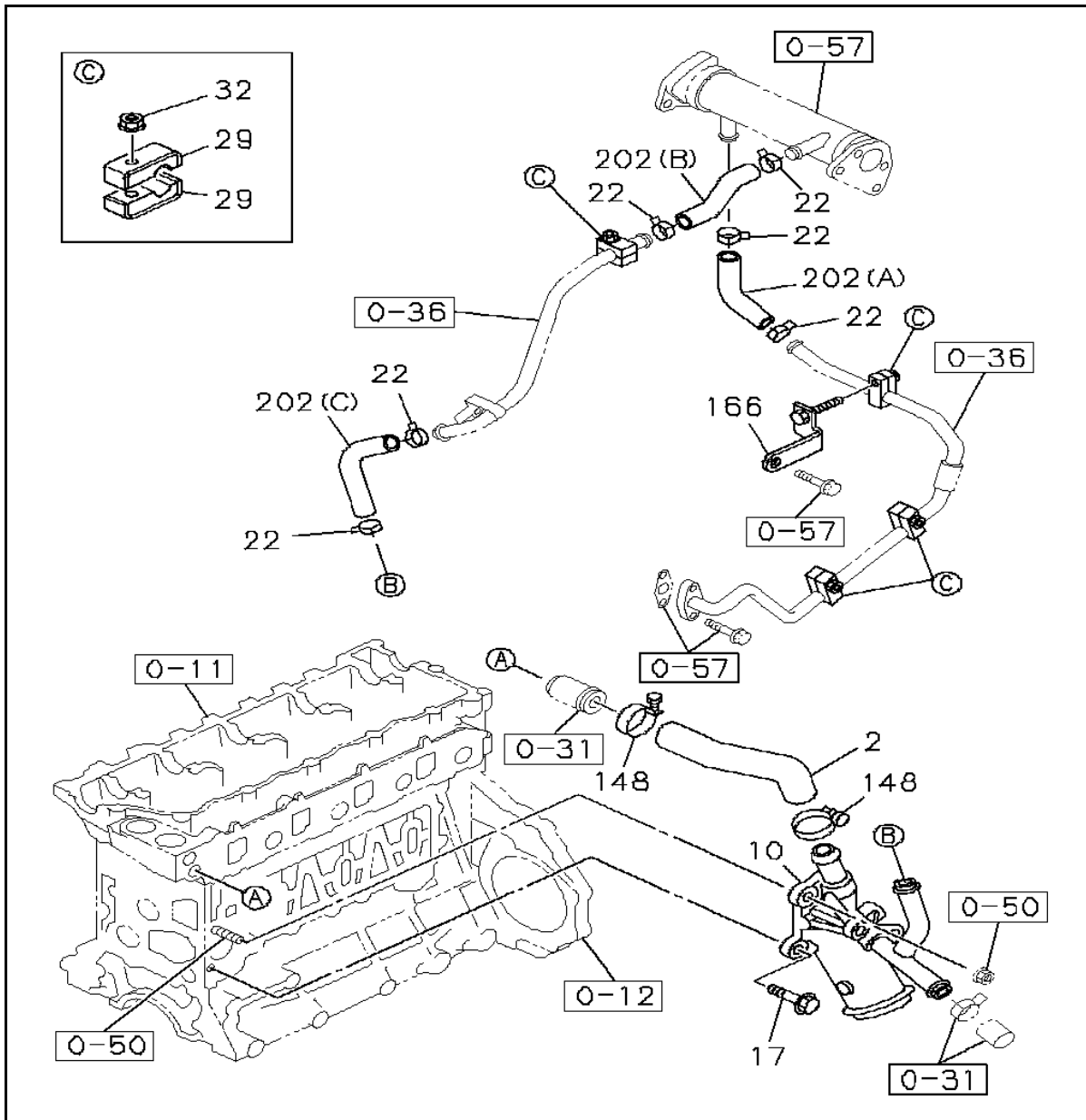
0-31 THERMOSTAT AND HOUSING



KEY No.	Part no.	qty	Part description
1 (A)	8-97300-790-2	1	THERMOSTAT 82°C
1 (B)	8-97300-787-2	1	THERMOSTAT 85°C
14	5-09605-005-0	1	PLUG; SW PT 3/8
15	8-94342-574-0	1	PIPE; BYPASS
28	5-09605-005-0	1	PLUG; HTR PT 3/8
49 (A)	8-94390-520-1	1	PIPE; WATER OUTLET
49 (B)	8-94399-499-1	1	PIPE; WATER OUTLET
50 (A)	0-28050-880-0	3	BOLT; OUTLET PIPE M8X80 FLANGE
50 (B)	0-28650-825-0	1	BOLT; OUTLET PIPE M8X25 FLANGE
66	8-97300-793-0	2	GASKET; THERMOSTAT HSG ALSO INCLUDED IN GASKET SET(ENG & HEAD)
112	8-94390-527-0	1	PLUG
119	1-09660-504-1	1	PIPE; HTR

KEY No.	Part no.	qty	Part description
193	8-94231-115-0	1	CAP; RUBBER
230	8-94125-862-1	1	CLIP; CAP,HEATER PIPE

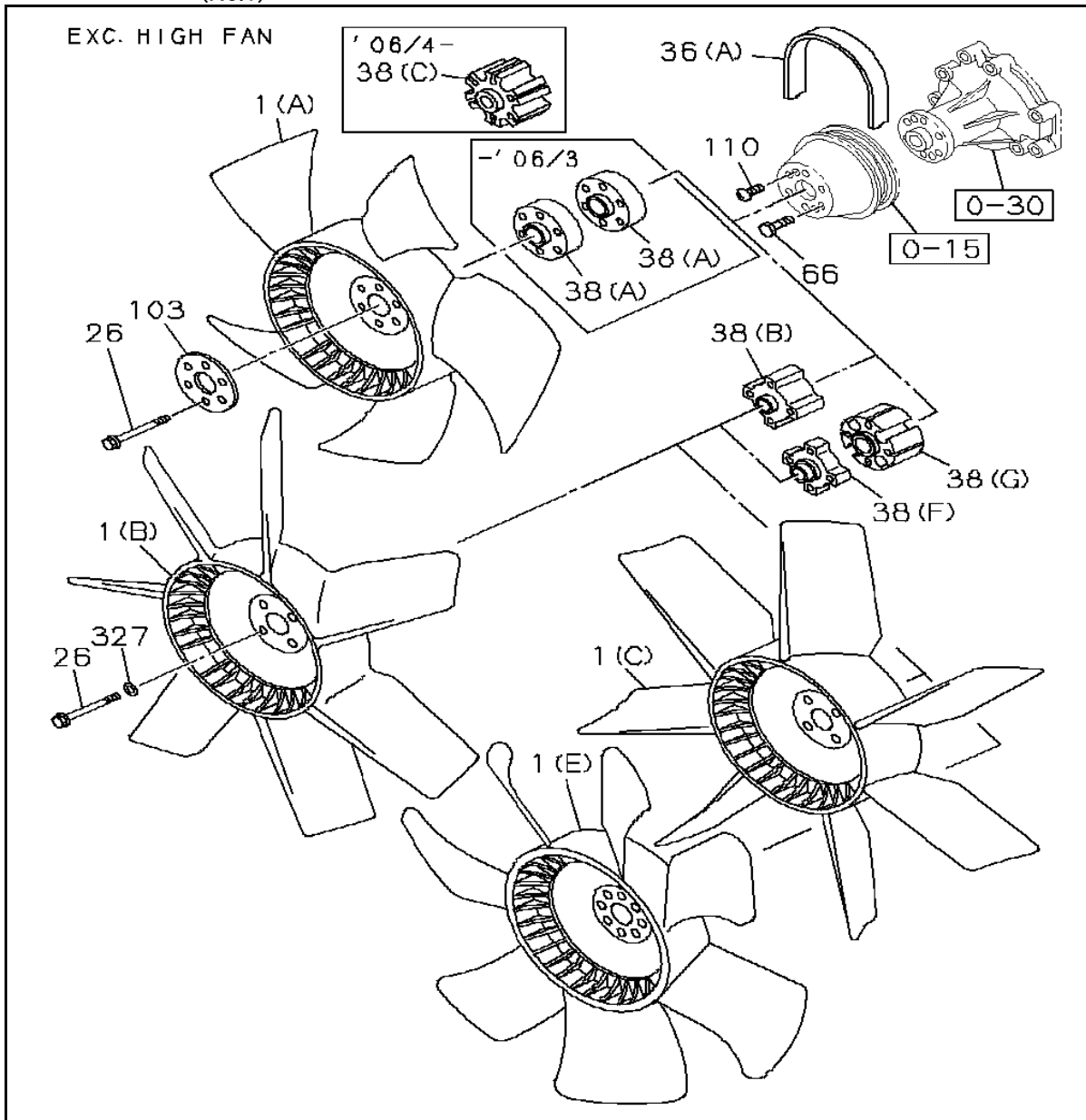
0-32 WATER PIPING; ENGINE



KEY No.	Part no.	qty	Part description
2	8-97209-949-1	1	HOSE; WATER,BY-PASS
10	8-98166-997-0	1	PIPE; SUCTION
17	8-94458-473-1	1	BOLT; SUCTION PIPE M8X48 FLANGE
22	1-09707-084-1	6	CLIP; WATER HOSE ID=20.8
29	1-09701-284-0	8	CLIP; PIPE
32	0-91180-108-0	4	NUT; CLIP FIX M8 FLANGE
148	9-09915-315-1 <1-09704-037-0>	2	CLIP; BYPASS HOSE ID=30
166	8-97376-737-0	1	BRACKET; CLIP
202 (A)	8-98062-952-0	1	HOSE; RUBBER,EGR COOLER
202 (B)	8-97138-881-0	1	HOSE; RUBBER,EGR COOLER
202 (C)	0-03566-300-0	1	HOSE; RUBBER,EGR COOLER L=220, S.B. L=3000

0-33 FAN AND FAN BELT

(No.1)

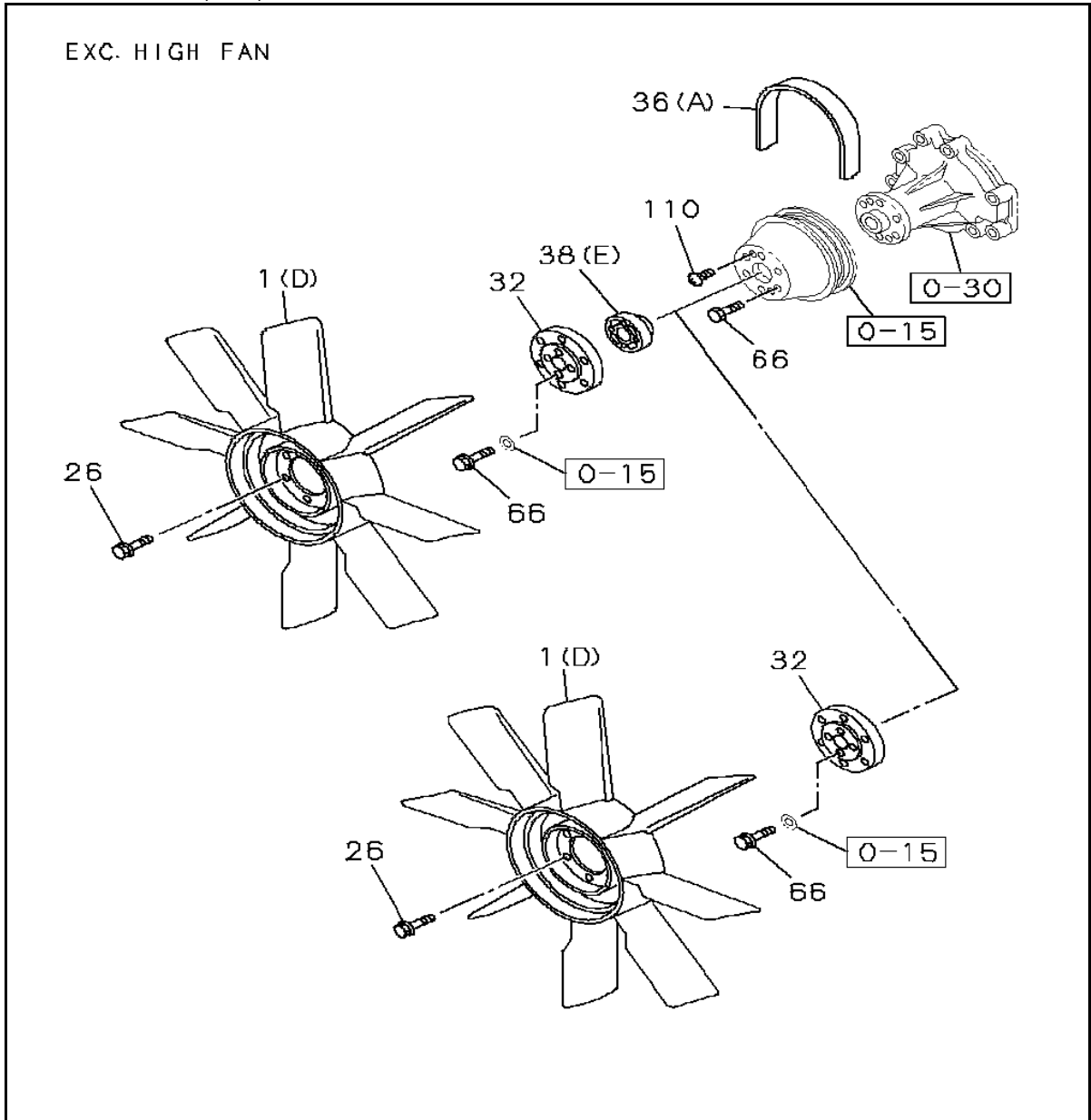


KEY No.	Part no.	qty	Part description
1 (A)	8-98018-507-1	1	FAN; COOLING 5-650-SUCT
1 (B)	1-13660-328-1	1	FAN; COOLING 7-650-SUCT
1 (C)	1-13660-210-2	1	FAN; COOLING 7-580-BLOW
1 (E)	8-94483-897-1	1	FAN; COOLING 7-550-BLOW
26	0-28050-870-0	4	BOLT; FAN TO CLU M8X70 FLANGE
36 (A)	1-13671-522-0	1	BELT; COOLING FAN L=1146
38 (A)	1-13642-079-3	2	SPACER; FAN
38 (B)	8-98034-465-1	1	SPACER; FAN
38 (C)	8-98035-234-0	1	SPACER; FAN
38 (F)	8-98038-883-0	1	SPACER; FAN
38 (G)	1-13642-044-1	1	SPACER; FAN
103	8-98020-144-0	1	PLATE; FAN CLU

KEY No.	Part no.	qty	Part description
110	9-03490-610-0 <1-09981-511-0>	2	SCREW; PULLEY M6X10
327	0-91614-708-0	4	WASHER; PL,FAN ID=8.4 OD=22

0-33 FAN AND FAN BELT

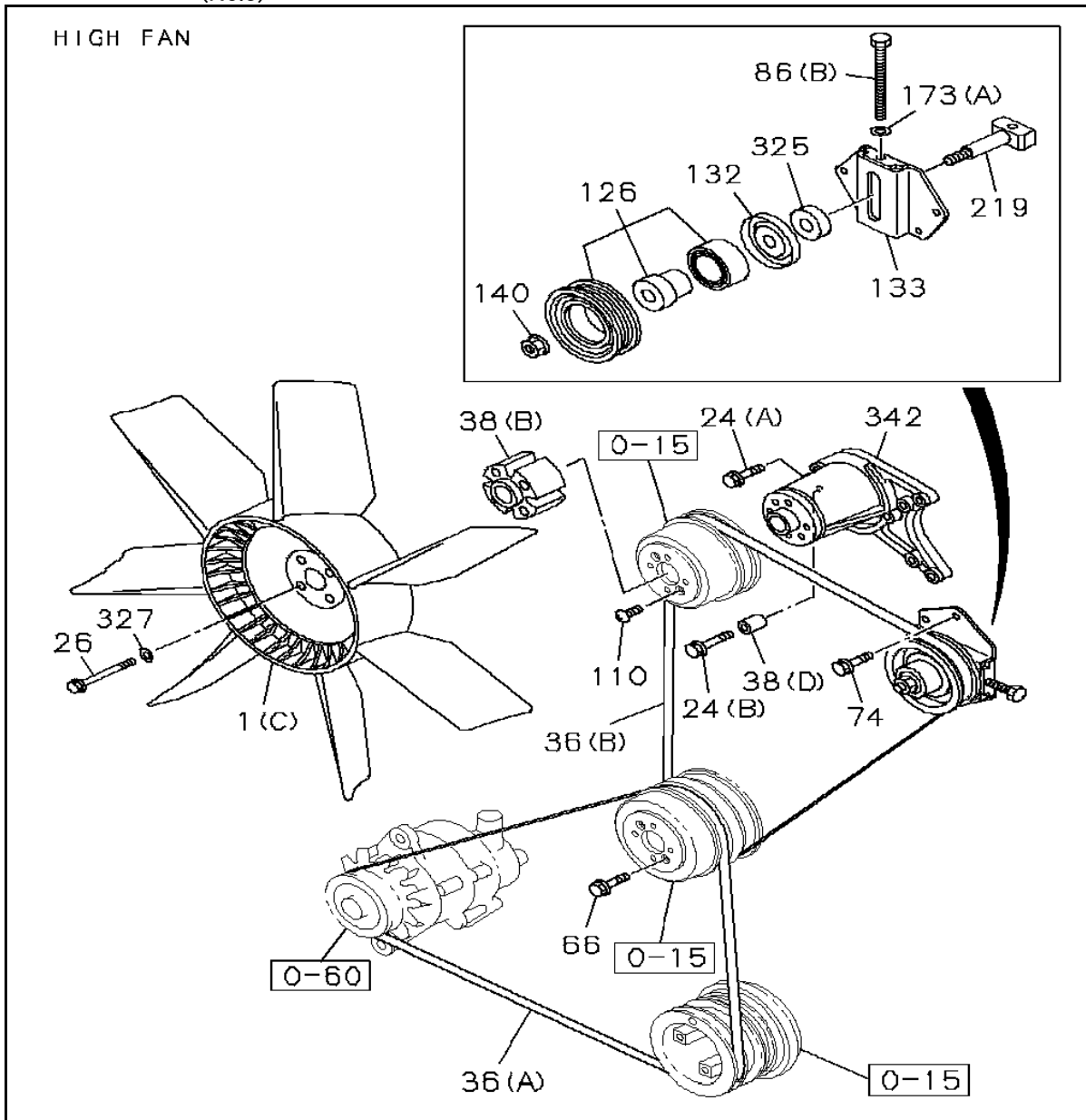
(No.2)



KEY No.	Part no.	qty	Part description
32	1-13669-106-0	1	ADAPTER; FAN TO PULLEY
38 (E)	9-13669-054-0 <1-13669-010-0>	1	SPACER; FAN

0-33 FAN AND FAN BELT

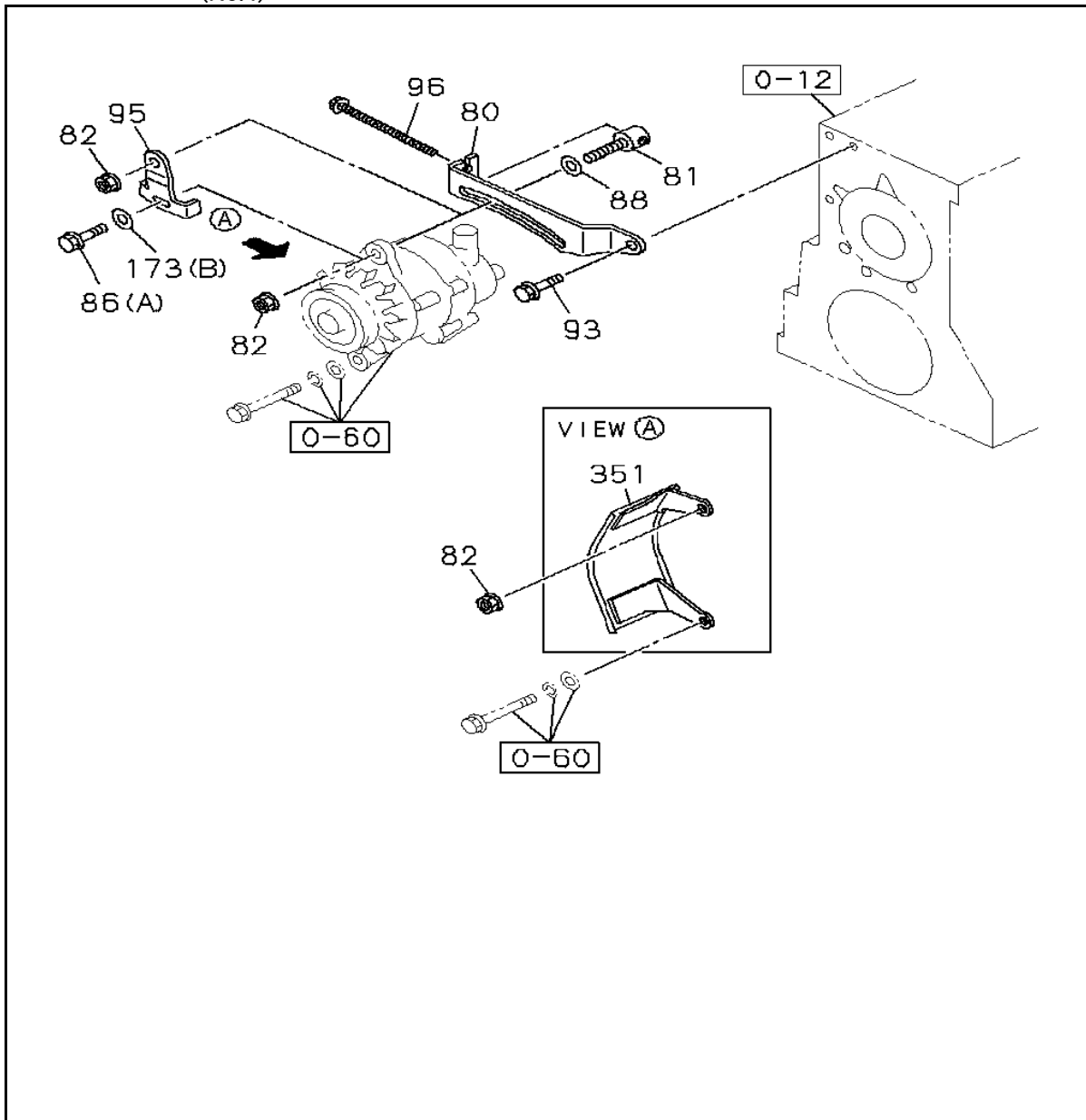
(No.3)



KEY No.	Part no.	qty	Part description
24 (A)	0-28151-045-0	2	BOLT; FAN M10X45 FLANGE
24 (B)	0-28151-200-0	1	BOLT; FAN M12X100 FLANGE
36 (B)	8-98038-855-0	1	BELT; COOLING FAN L=976
38 (D)	8-98081-177-0	1	SPACER; FAN
74	0-28050-825-0	4	BOLT; IDLE PULLEY M8X25 FLANGE
86 (B)	0-20851-000-0	1	BOLT; ADJ M10X100
126	8-98091-661-0	1	PULLEY; IDLE
132	8-98090-306-0	1	COVER; DUST
133	8-98047-660-0	1	BRACKET; IDLE PULLEY
140	8-97360-125-0	1	NUT; IDLE PULLEY
173 (A)	0-91610-510-0	1	WASHER; ADJ BOLT ID=10.5
219	8-98047-635-0	1	SHAFT; IDLE PULLEY
325	8-97372-224-0	1	SPACER; IDLE PULLEY

0-33 FAN AND FAN BELT

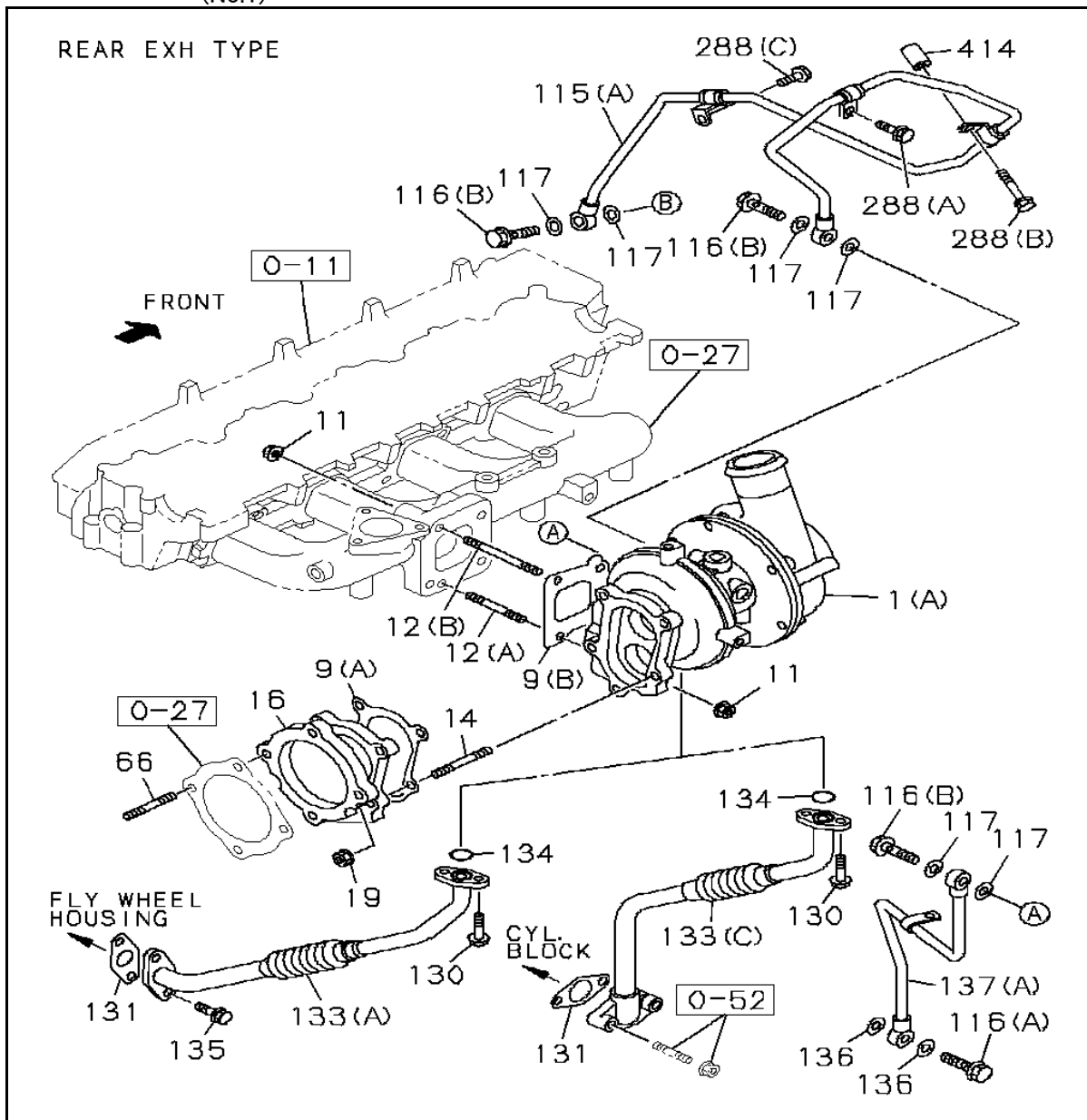
(No.4)



KEY No.	Part no.	qty	Part description
80	8-97362-845-0	1	PLATE; ADJ
81	1-13674-160-0	1	PIECE; SLIDING M12X45
82	0-91180-112-0	1	NUT; ADJ PLATE M12 FLANGE
86 (A)	0-28050-820-0	1	BOLT; ADJ M8X20 FLANGE
88	0-91610-712-0	1	WASHER; PL,ADJ PLATE ID=12
93	0-28151-020-0	1	BOLT; ADJ PLATE BRKT M10X20 FLANGE
95	8-98061-982-0	1	BRACKET; ADJ PLATE
96	1-09009-114-1	1	BOLT; ADJ PLATE M10X155 FLANGE
173 (B)	0-91610-708-0	1	WASHER; ADJ BOLT

0-36 TURBOCHARGER SYSTEM

(No.1)

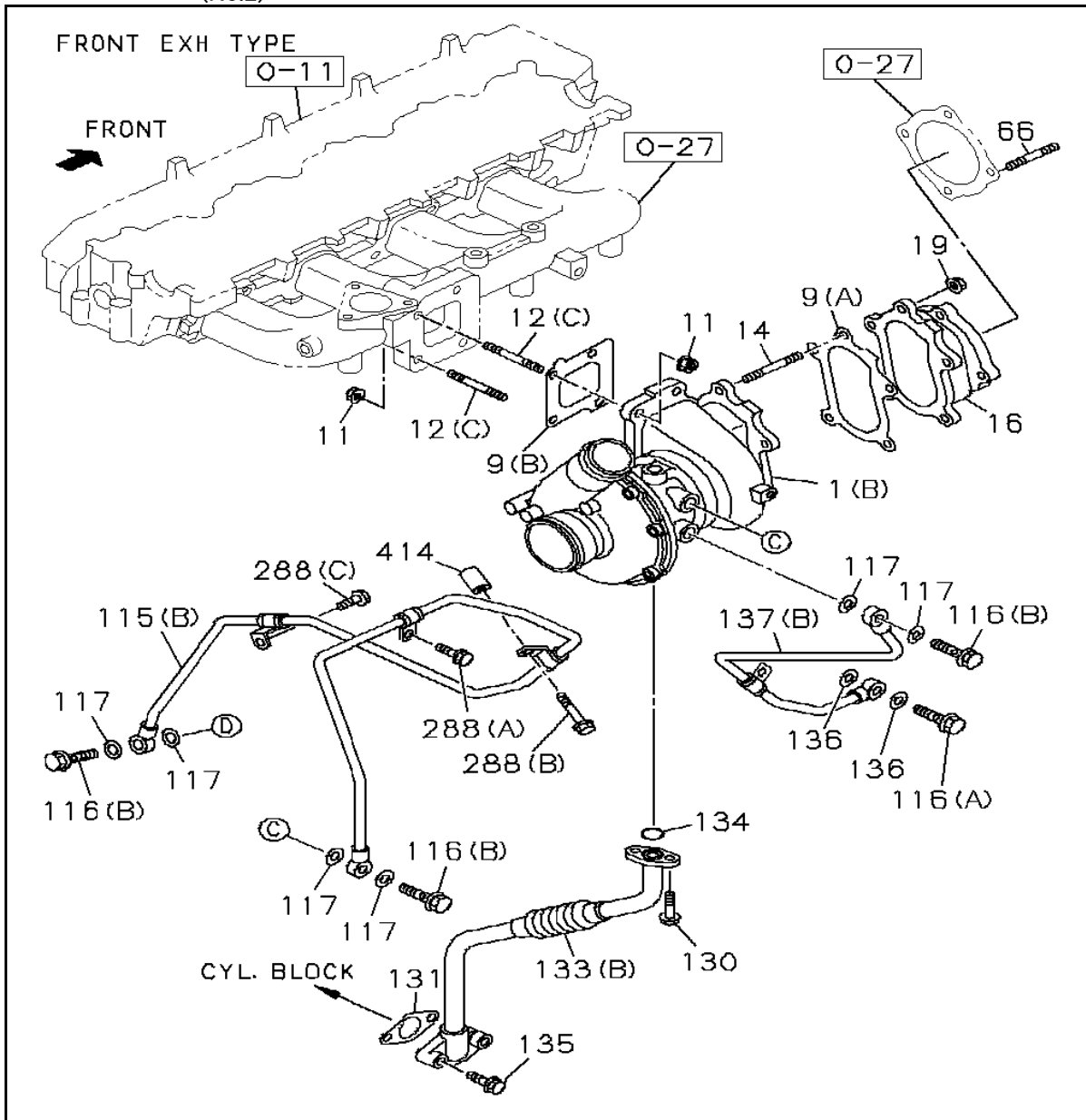


KEY No.	Part no.	qty	Part description
9 (A)	8-97039-777-1	1	GASKET; TURBOCHARGER TO EXH DUCT ALSO INCLUDED IN GASKET SET(ENG & HEAD)
9 (B)	8-97374-412-0	1	GASKET; TURBOCHARGER TO EXH DUCT ALSO INCLUDED IN GASKET SET(ENG & HEAD)
11	1-09400-027-0	4	NUT; TURBOCHARGER
12 (A)	1-09302-106-0	2	STUD; TURBOCHARGER M10X30 L=45
12 (B)	8-97378-073-0	2	STUD; TURBOCHARGER M10X60 L=75
14	9-04130-825-0	5	STUD; TURBOCHARGER TO EXH PIPE
16	8-97362-838-0	1	ADAPTER; EXH PIPE
19	8-97061-401-1	5	NUT; EXH PIPE,TURBOCHARGER M8 FLANGE
66	9-04130-825-0	4	STUD; EXH PIPE
115 (A)	8-97365-819-1	1	PIPE; WATER,TURBOCHARGER OUT
116 (A)	8-94455-144-0	1	BOLT; WATER PIPE M14X30 EYE BOLT
116 (B)	8-94436-933-0	3	BOLT; WATER PIPE M12X28 FLANGE

KEY No.	Part no.	qty	Part description
117	9-09571-412-0	6	GASKET; WATER PIPE ID=12.2 ALSO INCLUDED IN GASKET SET(ENGINE)
130	0-50540-616-0	2	BOLT; OIL PIPE TO TURBOCHARGER DRAIN M6X16 W/LK WASHER
131	8-94370-663-0	1	GASKET; OIL PIPE,C/BL ALSO INCLUDED IN GASKET SET(ENGINE)
131	8-94394-671-0	1	GASKET; OIL PIPE,C/BL ALSO INCLUDED IN GASKET SET(ENGINE)
133 (A)	8-97362-760-0	1	PIPE; OIL DRAIN,TURBOCHARGER
133 (C)	8-98187-285-0	1	PIPE; OIL DRAIN,TURBOCHARGER
134	1-09623-462-0	1	GASKET; OIL PIPE,TURBOCHARGER DRAIN ID=22.8 ALSO INCLUDED IN GASKET SET(ENGINE)
135	0-28050-820-0	2	BOLT; OIL PIPE TO C/BL M8X20 FLANGE
136	1-09630-085-0	2	GASKET; WATER PIPE ID=14.2 OD=19.2 ALSO INCLUDED IN GASKET SET(ENGINE)
137 (A)	8-97362-827-0	1	PIPE; WATER,TURBOCHARGER IN
288 (A)	0-28050-812-0	2	BOLT; WATER PIPE CLIP M8X12 FLANGE
288 (B)	8-97372-292-0	1	BOLT; WATER PIPE CLIP M10X65 FLANGE
288 (C)	0-28050-816-0	1	BOLT; WATER PIPE CLIP M8X16 FLANGE
414	8-97305-081-0	1	SPACER

0-36 TURBOCHARGER SYSTEM

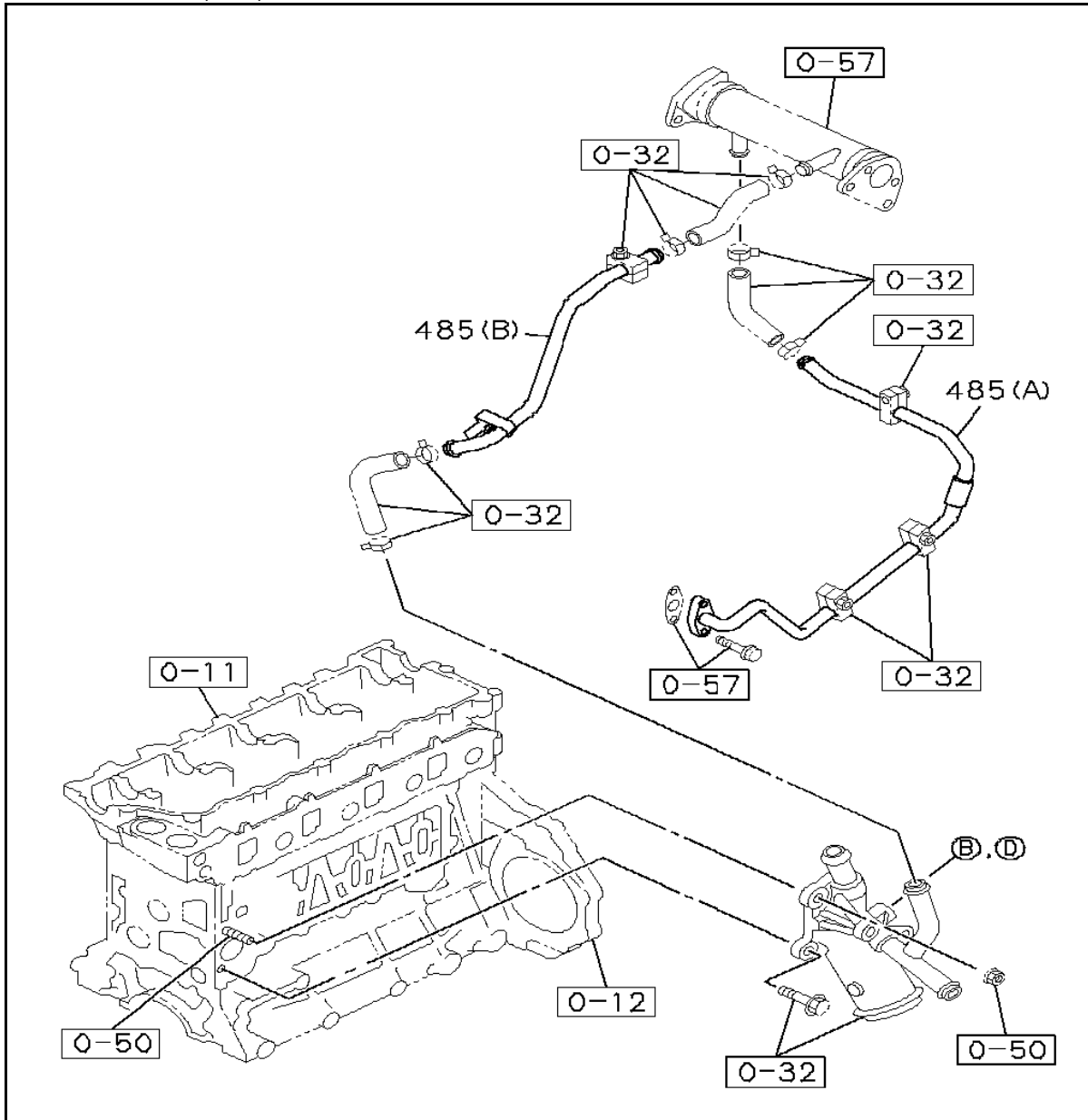
(No.2)



KEY No.	Part no.	qty	Part description
1 (B)	8-98182-491-0	1	TURBOCHARGER ASM
12 (C)	8-97378-063-0	4	STUD; TURBOCHARGER M10X28.5 L=41.5
115 (B)	8-98045-409-0	1	PIPE; WATER,TURBOCHARGER OUT
133 (B)	8-98048-189-0	1	PIPE; OIL DRAIN,TURBOCHARGER
133 (B)	8-98158-209-1	1	PIPE; OIL DRAIN,TURBOCHARGER
137 (B)	8-98034-608-0	1	PIPE; WATER,TURBOCHARGER IN

0-36 TURBOCHARGER SYSTEM

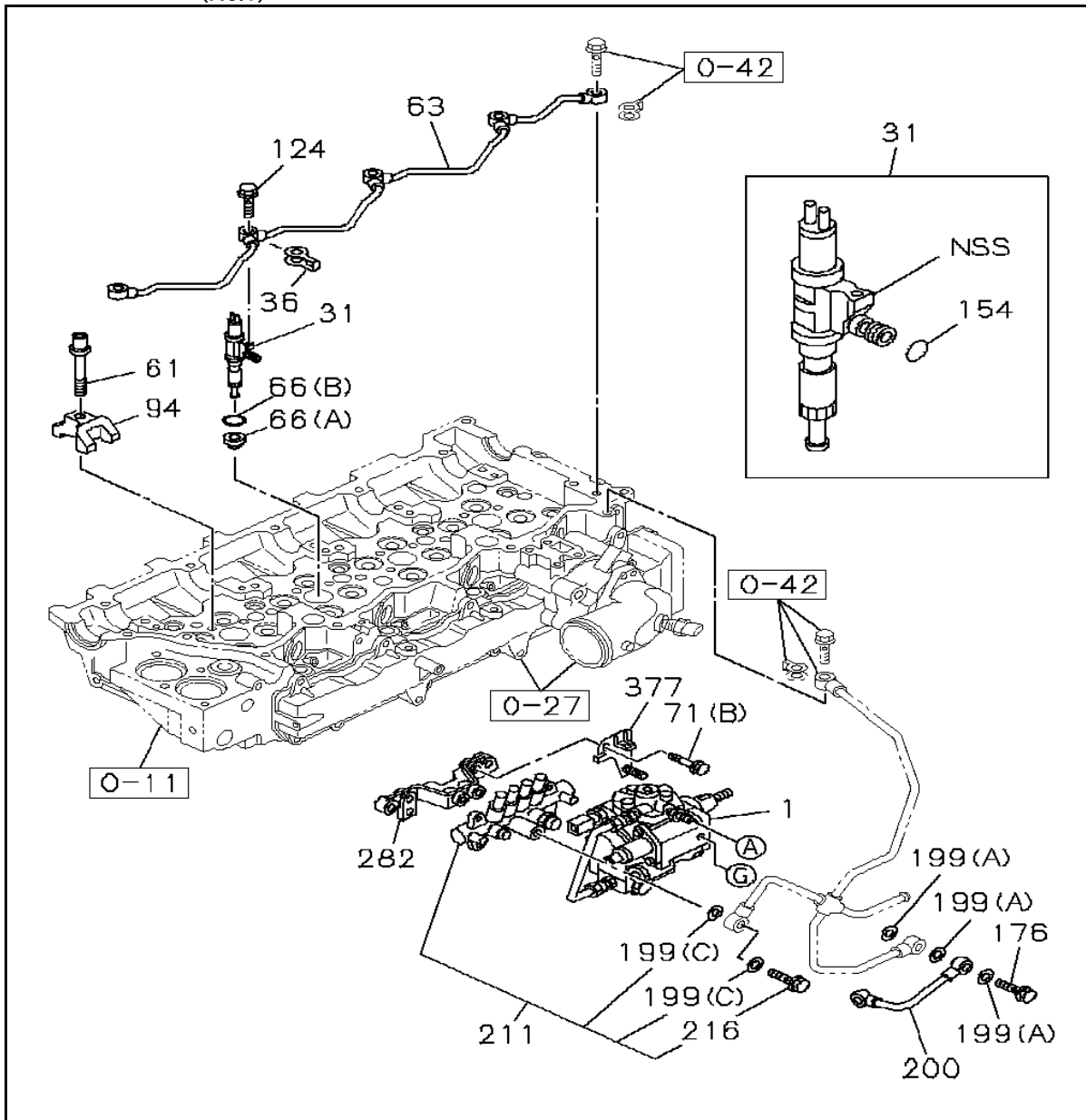
(No.3)



KEY No.	Part no.	qty	Part description
485 (A)	8-97375-669-0	1	PIPE; WATER,EGR
485 (B)	8-97376-616-0	1	PIPE; WATER,EGR

0-40 FUEL INJECTION SYSTEM

(No.1)

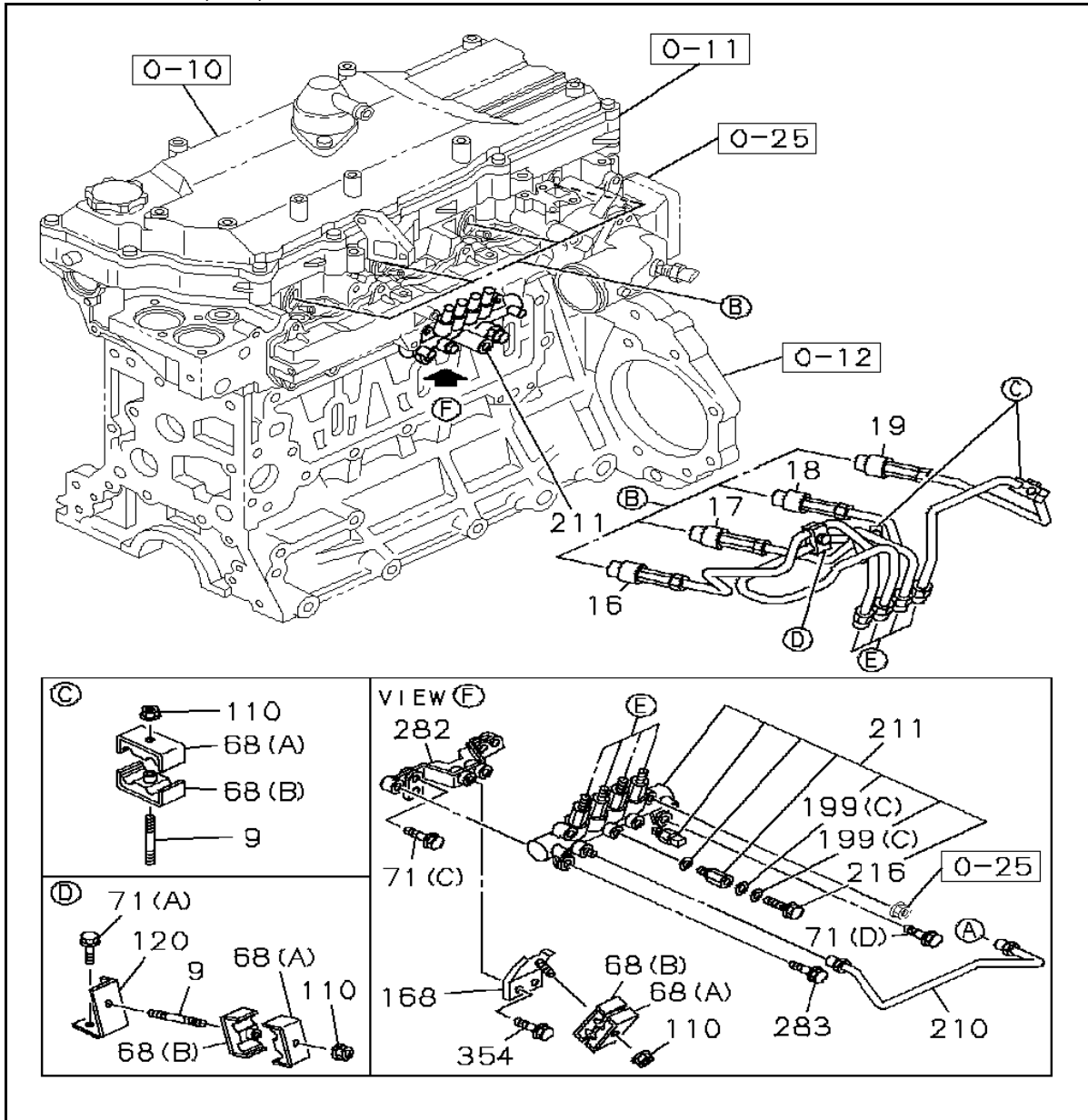


KEY No.	Part no.	qty	Part description
1	8-97328-886-5	1	PUMP ASM; INJ
31	8-97329-703-2 <8-97329-703-5>	4	NOZZLE ASM; INJ
31	8-98151-837-1 <8-98151-837-2>	4	NOZZLE ASM; INJ
36	8-97600-925-0	4	GASKET; RETURN PIPE,NOZZLE HOLDER ID=8.3 ALSO INCLUDED IN GASKET SET(ENG & HEAD)
36	8-98065-992-0	4	GASKET; RETURN PIPE,NOZZLE HOLDER ID=8.3 ALSO INCLUDED IN GASKET SET(ENG & HEAD)
61	8-98008-895-0	4	BOLT; CLAMP NOZZLE HOLDER
63	8-97306-081-0	1	PIPE; FUEL,NOZZLE LEAK OFF
66 (A)	8-98079-248-0	4	GASKET; INJ NOZZLE ALSO INCLUDED IN GASKET SET(ENG & HEAD)
66 (B)	8-94173-412-0	4	GASKET; INJ NOZZLE ID=23.3 ALSO INCLUDED IN GASKET SET(ENG & HEAD)

KEY No.	Part no.	qty	Part description
71 (B)	0-28050-610-0	2	BOLT; BRKT M6X10 FLANGE
94	8-98028-999-1	4	BRACKET; INJ NOZZLE
124	1-09675-037-1	4	BOLT; EYE LEAK OFF PIPE M8X18 FLANGE
154	9-09561-111-0	4	GASKET; CONNECTOR ID=11 ALSO INCLUDED IN GASKET SET(ENG & HEAD)
176	8-98011-269-0	1	BOLT; EYE,FEED PUMP
199 (A)	1-09630-083-0	3	GASKET; EYE BOLT ID=10.2 ALSO INCLUDED IN GASKET SET(ENGINE)
199 (C)	8-97602-218-0	2	GASKET; EYE BOLT ALSO INCLUDED IN GASKET SET(ENGINE)
200	8-98008-789-1	1	PIPE; FUEL FEED
211	8-97306-063-3	1	RAIL ASM; COMMON
216	8-97602-173-0	1	BOLT; EYE
282	8-98157-115-0	1	BRACKET; COMMON RAIL
377	8-97374-283-1	2	BRACKET; HARNESS

0-40 FUEL INJECTION SYSTEM

(No.2)

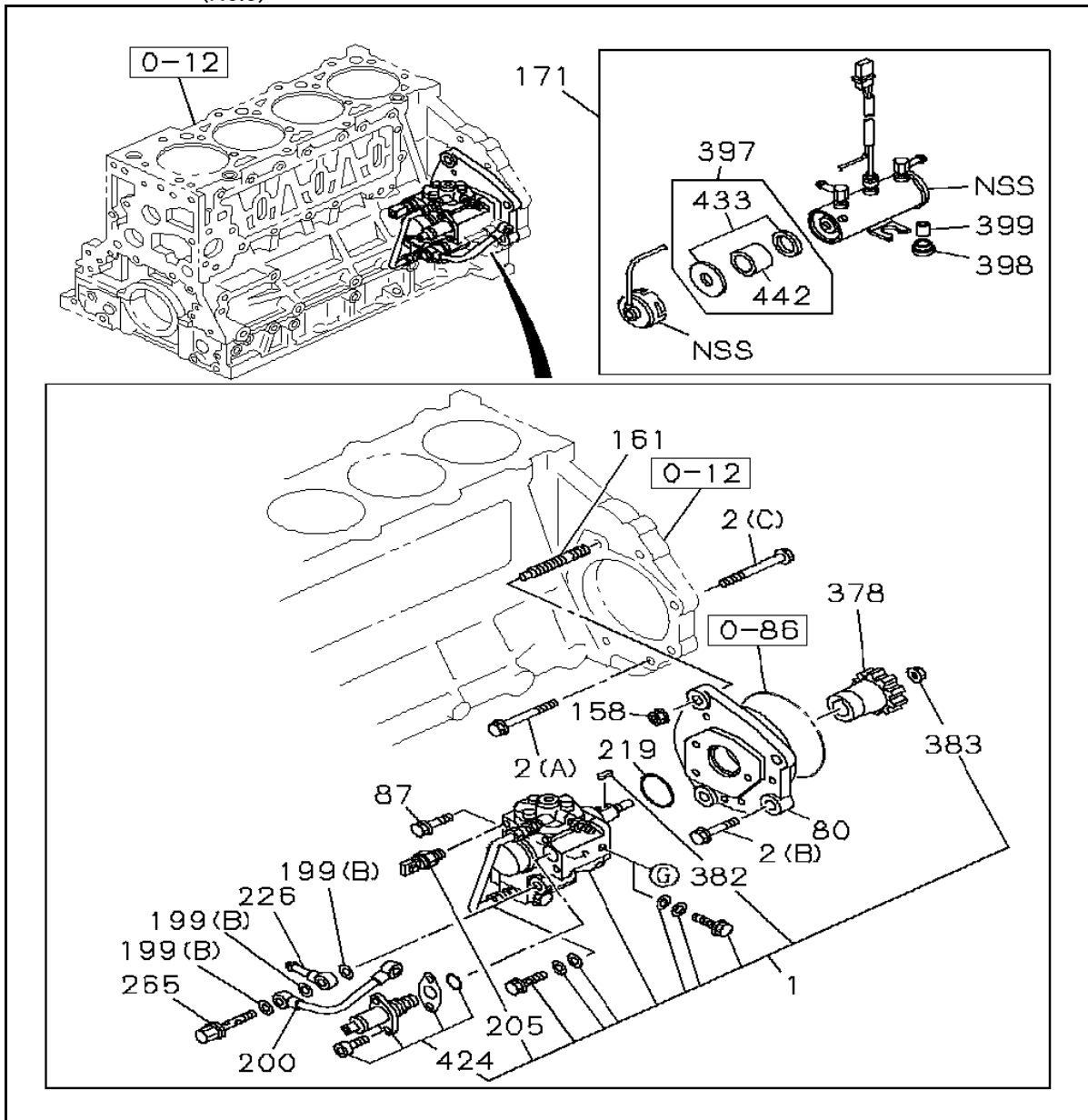


KEY No.	Part no.	qty	Part description
9	0-41010-630-0	3	STUD; CLIP M6X30 L=38
16	8-97371-831-1	1	PIPE; INJ NO.1
17	8-97373-417-1	1	PIPE; INJ NO.2
18	8-97371-833-1	1	PIPE; INJ NO.3
19	8-97371-834-1	1	PIPE; INJ NO.4
68 (A)	8-97330-118-1	4	CLIP; INJ PIPE
68 (B)	8-97330-119-1	4	CLIP; INJ PIPE
71 (A)	0-28050-816-0	1	BOLT; BRKT M8X16 FLANGE
71 (C)	0-28050-840-0	1	BOLT; BRKT M8X40 FLANGE
71 (D)	0-28050-850-0	1	BOLT; BRKT M8X50 FLANGE
110	0-91180-106-0	4	NUT; CLIP M6 FLANGE
120	8-97306-084-2	1	BRACKET; INJ PIPE
168	8-97324-195-0	1	BRACKET; FUEL PIPE
210	8-97312-509-3	1	PIPE; INJ,C/R

KEY No.	Part no.	qty	Part description
283	0-28050-825-0	1	BOLT; COMMON RAIL M8X25 FLANGE
354	0-28050-816-0	2	BOLT; FUEL PIPE M8X16 FLANGE

0-40 FUEL INJECTION SYSTEM

(No.3)

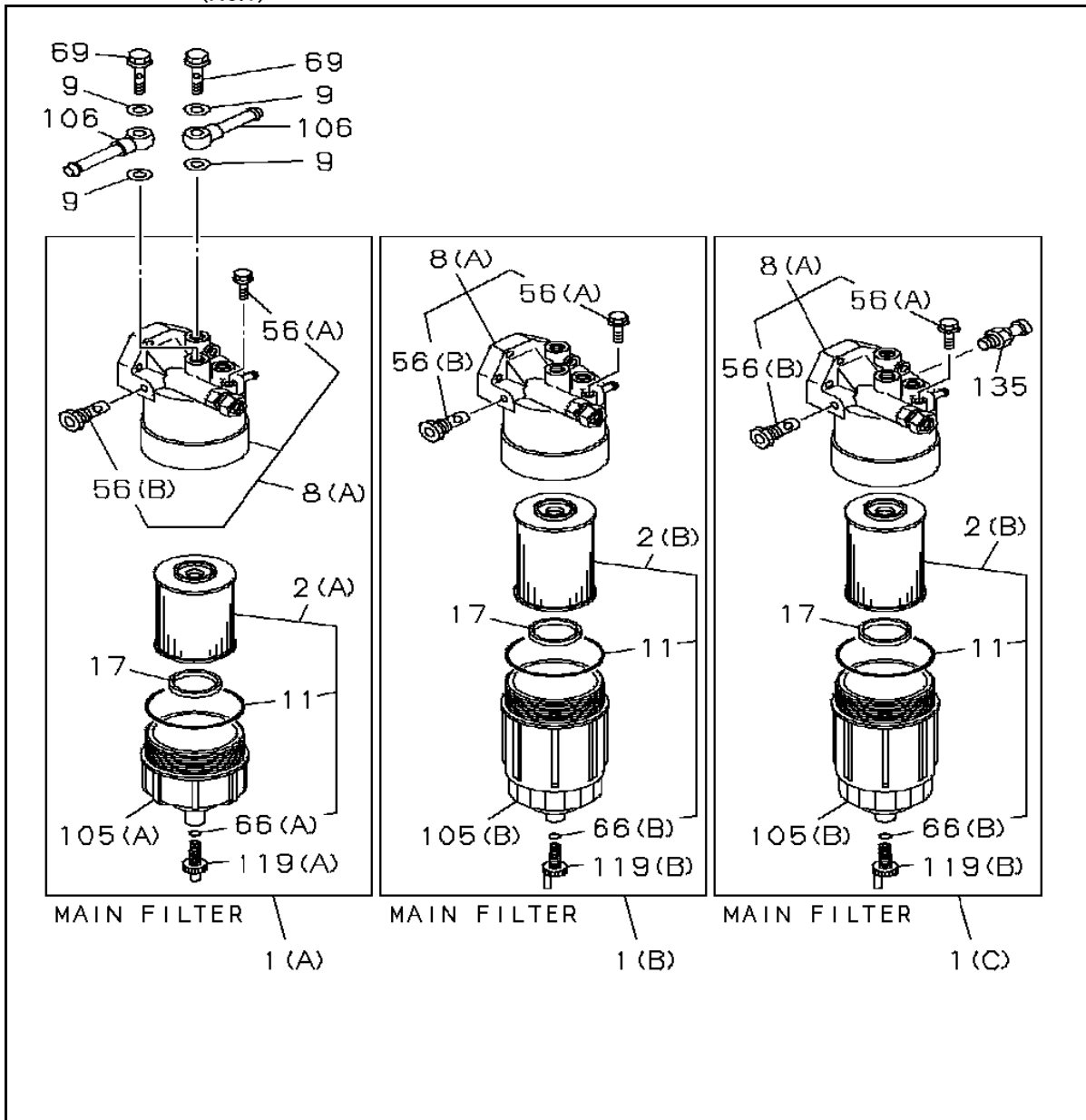


KEY No.	Part no.	qty	Part description
2 (A)	0-28151-050-0	1	BOLT; INJ PUMP M10X50 FLANGE
2 (B)	0-28151-270-0	1	BOLT; INJ PUMP M12X70 FLANGE
2 (C)	0-28151-200-0	1	BOLT; INJ PUMP M12X100 FLANGE
80	8-97601-699-0	1	BRACKET; PUMP
87	0-28650-830-0	3	BOLT; PUMP M8X30 FLANGE
158	0-91180-110-0	2	NUT; INJ PUMP M10 FLANGE
161	8-97363-237-0	2	STUD; INJ PUMP M10X46.5 L=58.5
171	8-98068-275-0	1	PUMP ASM; FUEL FEED
199 (B)	1-09630-085-0	3	GASKET; EYE BOLT ID=14.2 OD=19.2 ALSO INCLUDED IN GASKET SET(ENGINE)
205	8-98023-581-0	1	SENSOR; FUEL TEMP

KEY No.	Part no.	qty	Part description
219	8-98031-844-0	1	GASKET ALSO INCLUDED IN GASKET SET(ENGINE)
226	8-97353-682-1 <8-97353-682-0>	1	PIPE; FUEL
226	8-98126-332-0	1	PIPE; FUEL
265	8-98074-955-0	1	VALVE; FEED PUMP
378	8-97601-698-1	1	GEAR; PUMP
382	8-97375-384-0	1	KEY; DRIVE SHAFT
383	8-97141-469-0	1	NUT; DRIVE SHAFT
397	8-98173-165-0	1	REPAIR KIT; FUEL PUMP MESH FILTER
398	8-97047-266-0	2	GROMMET; FUEL PUMP
399	8-97047-265-0	2	COLLAR; FUEL PUMP
424	8-98043-686-0	1	OVERHAUL KIT; SUPPLY PUMP
433	8-98071-404-0	1	GASKET KIT; FUEL PUMP
442	8-98071-401-0	1	FILLER; FUEL PUMP MESH FILTER

0-41 FUEL FILTER AND BRACKET

(No.1)

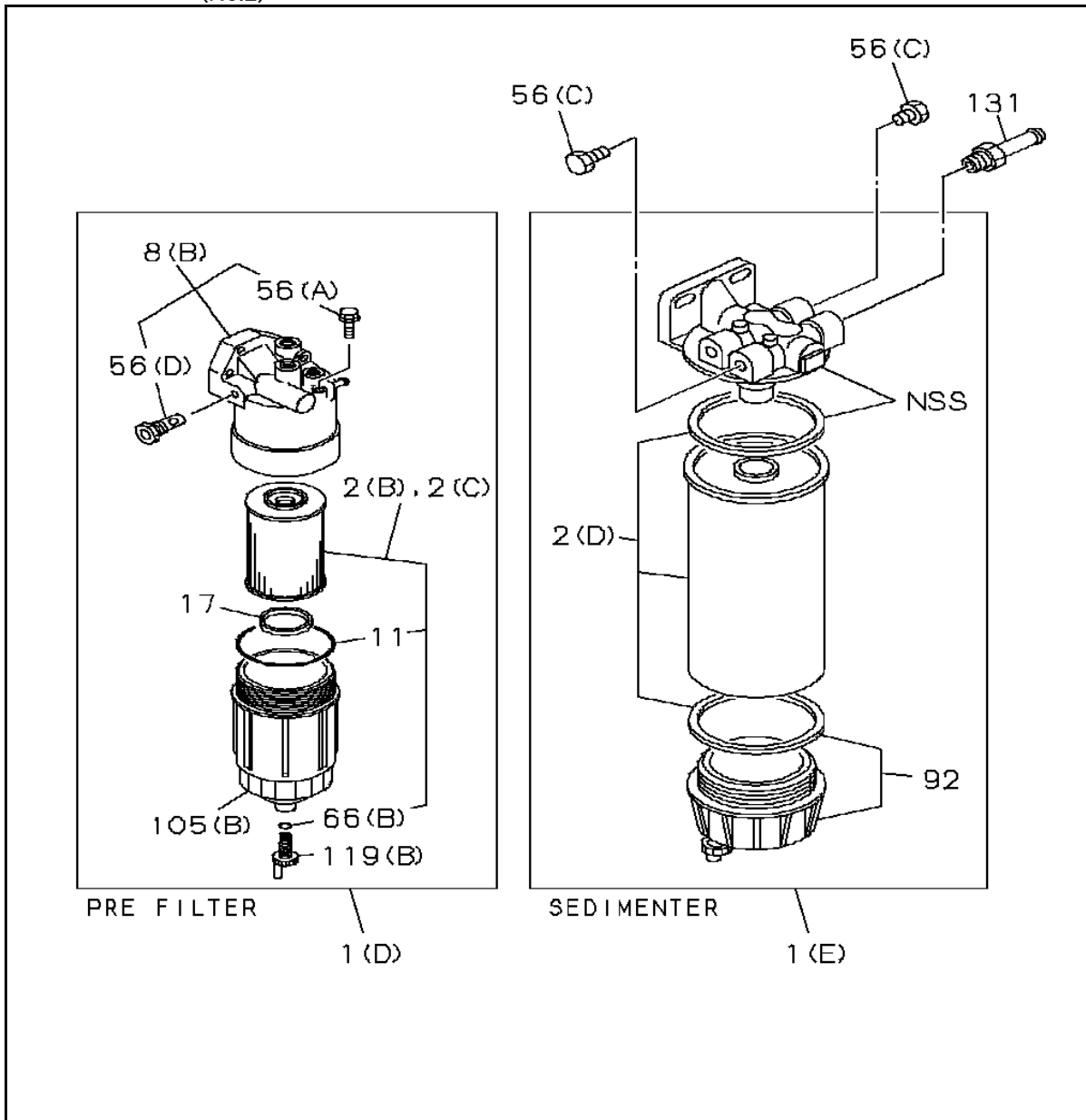


KEY No.	Part no.	qty	Part description
1 (A)	8-98143-826-0	1	FILTER ASM; FUEL MAIN FILTER
1 (B)	8-98074-291-0 <8-98135-477-0>	1	FILTER ASM; FUEL MAIN FILTER
2 (A)	8-98143-041-0	1	ELEMENT KIT; FUEL FILTER
2 (B)	8-98074-288-0	1	ELEMENT KIT; FUEL FILTER PRE FILTER YELLOW
8 (A)	8-98018-529-2	1	COVER; FUEL FILTER
9	1-09630-086-0	8	GASKET; EYE JOINT ID=16.2
11	8-98008-842-0	2	GASKET; CASE TO BODY,FUEL FILTER
17	8-98008-849-0	2	FLOAT; FUEL FILTER
56 (A)	8-98008-846-0	2	PLUG; FUEL FILTER
56 (B)	8-98008-847-1	1	PLUG; FUEL FILTER
66 (A)	8-98008-843-0	1	GASKET; PLUG,FUEL FILTER
66 (B)	8-98074-297-0	1	GASKET; PLUG,FUEL FILTER
69	1-09675-095-1	4	BOLT; EYE,FUEL FILTER M16X30 FLANGE
105 (A)	8-98008-844-0	1	CASE; FUEL FILTER

KEY No.	Part no.	qty	Part description
105 (B)	8-98074-290-1	1	CASE; FUEL FILTER
106	8-97383-427-0	4	PIPE; FUEL
119 (A)	8-98008-848-0	1	PLUG; DRAIN,FUEL FILTER
119 (B)	8-98074-292-0	1	PLUG; DRAIN,FUEL FILTER

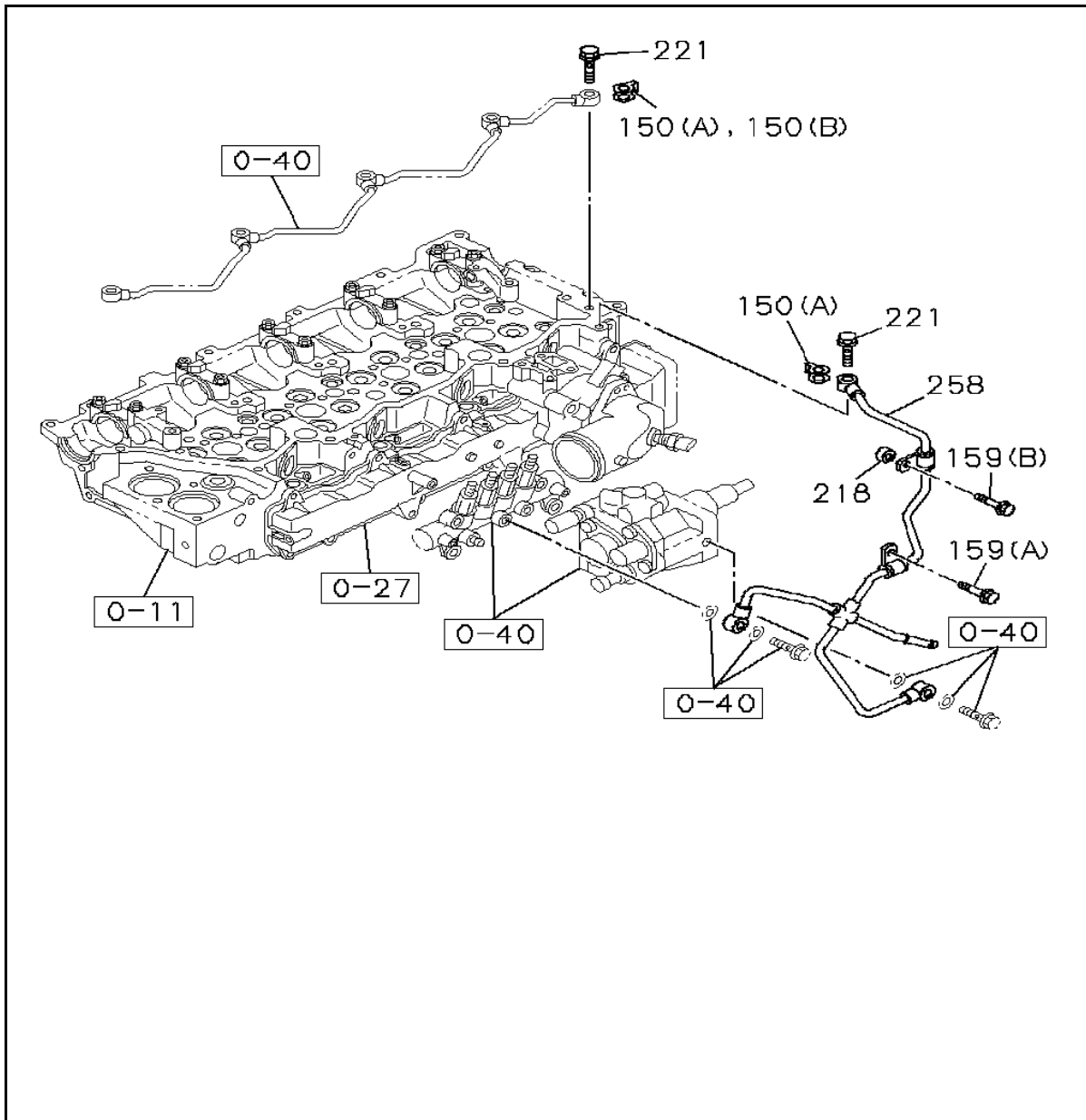
0-41 FUEL FILTER AND BRACKET

(No.2)



KEY No.	Part no.	qty	Part description
1 (D)	8-98075-855-2	1	FILTER ASM; FUEL PRE FILTER
2 (C)	8-98075-854-0 <8-98074-288-0>	1	ELEMENT KIT; FUEL FILTER PRE FILTER GREEN
8 (B)	8-98076-261-0	1	COVER; FUEL FILTER
56 (D)	8-98076-256-0	1	PLUG; FUEL FILTER

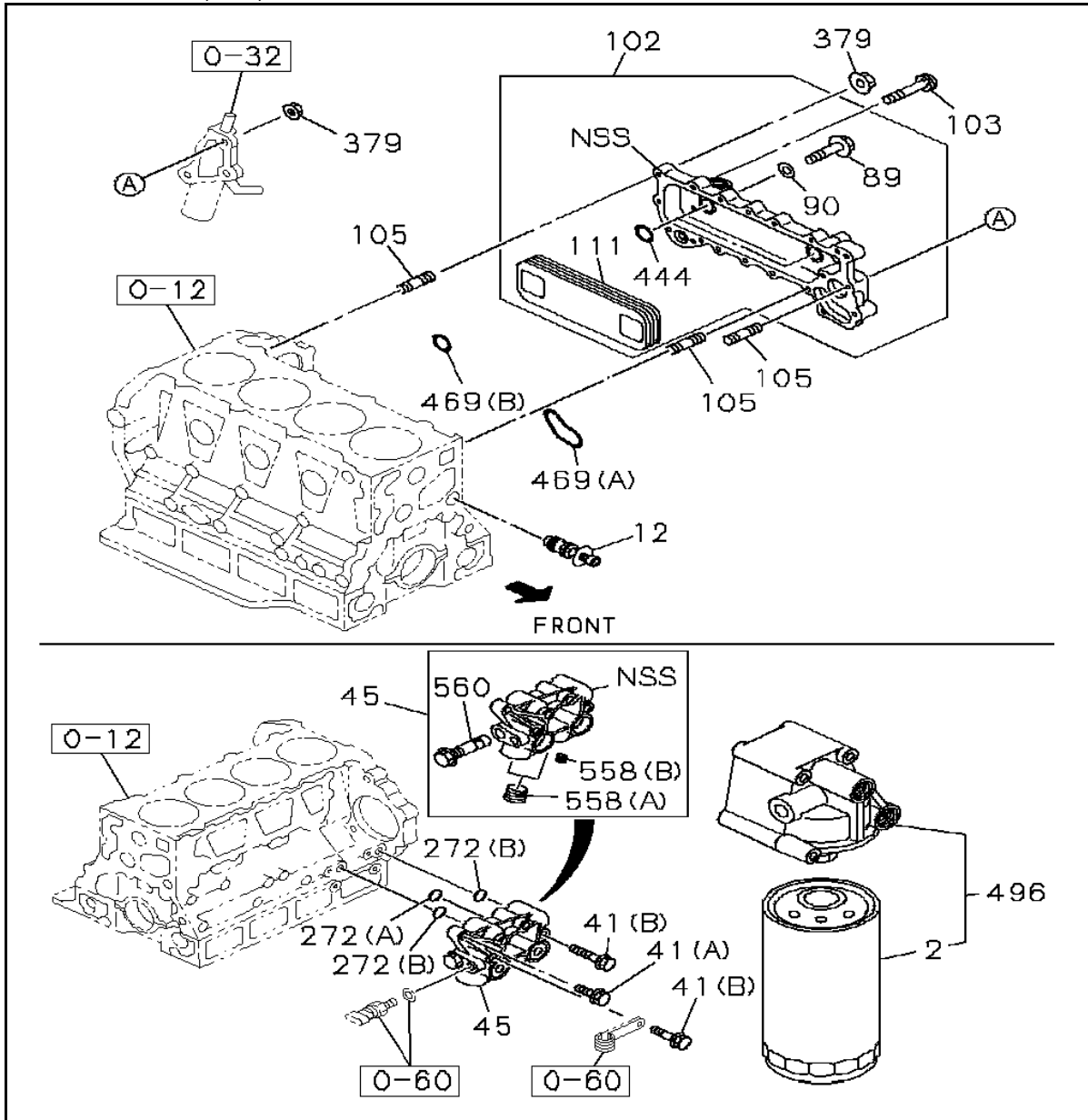
0-42 FUEL PUMP AND PIPE



KEY No.	Part no.	qty	Part description
150 (A)	8-97240-975-0	1	GASKET; FUEL PIPE ALSO INCLUDED IN GASKET SET(ENGINE)
150 (B)	8-98079-755-0	1	GASKET; FUEL PIPE ALSO INCLUDED IN GASKET SET(ENGINE)
159 (A)	0-28050-612-0	1	BOLT; CLIP M6X12 FLANGE
159 (B)	0-28060-620-0	1	BOLT; CLIP M6X20 FLANGE
218	5-13642-077-0 <8-94343-839-1>	1	PIECE; DISTANCE
221	8-94396-711-0	2	BOLT; FUEL PIPE M10X21 FLANGE
258	8-97362-840-2	1	PIPE ASM; LEAK OFF

0-50 OIL COOLER AND OIL FILTER

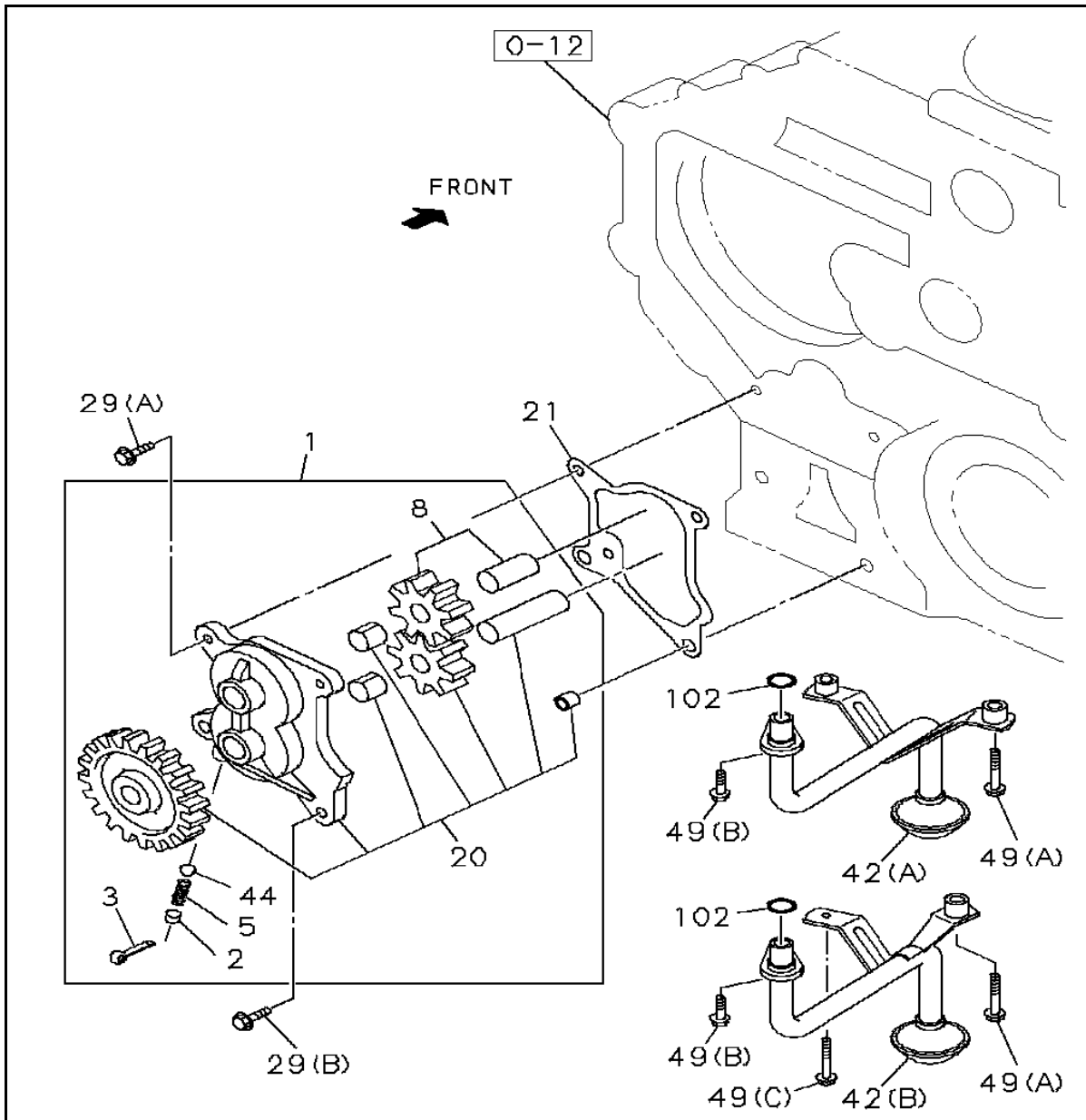
(No.1)



KEY No.	Part no.	qty	Part description
2	1-13240-232-2	1	ELEMENT; OIL FILTER
12	8-97013-566-2	1	VALVE ASM; BYPASS
41 (A)	0-28151-025-0	1	BOLT; COVER M10X25 FLANGE
41 (B)	0-28151-090-0	3	BOLT; COVER M10X90 FLANGE
45	8-98109-711-1	1	COVER; OIL PORT
89	0-28050-816-0	4	BOLT; ELEMENT TO CASE M8X16 FLANGE
90	1-21729-043-0	4	GASKET; BOLT,OIL COOLER
102	8-98085-312-3 <8-98085-312-2>	1	COOLER ASM; OIL
103	0-28050-820-0	8	BOLT; OIL COOLER M8X20 FLANGE
103	0-28050-835-0	8	BOLT; OIL COOLER M8X35 FLANGE
105	8-97016-314-0	3	STUD; OIL COOLER M8X52 L=63
111	8-97334-100-2	1	CORE; OIL COOLER

KEY No.	Part no.	qty	Part description
272 (A)	8-94399-339-0	1	GASKET; OIL FILTER TO C/BL ID=9.8 ALSO INCLUDED IN GASKET SET(ENGINE)
272 (B)	8-94399-399-0	2	GASKET; OIL FILTER TO C/BL ID=22.1 ALSO INCLUDED IN GASKET SET(ENGINE)
379	0-91180-108-0	3	NUT; OIL COOLER M8 FLANGE
444	8-97384-130-0	2	GASKET; ELEMENT TO BODY
469 (A)	8-94338-878-1	1	GASKET; OIL COOLER TO C/BL ALSO INCLUDED IN GASKET SET(ENGINE)
469 (B)	8-98045-447-0	1	GASKET; OIL COOLER TO C/BL OD=30.2 W/PLATE ALSO INCLUDED IN GASKET SET(ENGINE)
496	8-97324-386-1	1	FILTER ASM; OIL
558 (A)	1-09605-025-0	2	PLUG; COVER,OIL PORT PT 3/4
558 (B)	1-09605-050-0 <8-97369-552-1>	1	PLUG; COVER,OIL PORT PT 1/8
560	1-13160-035-0	1	VALVE; RELIEF,OIL PORT COVER

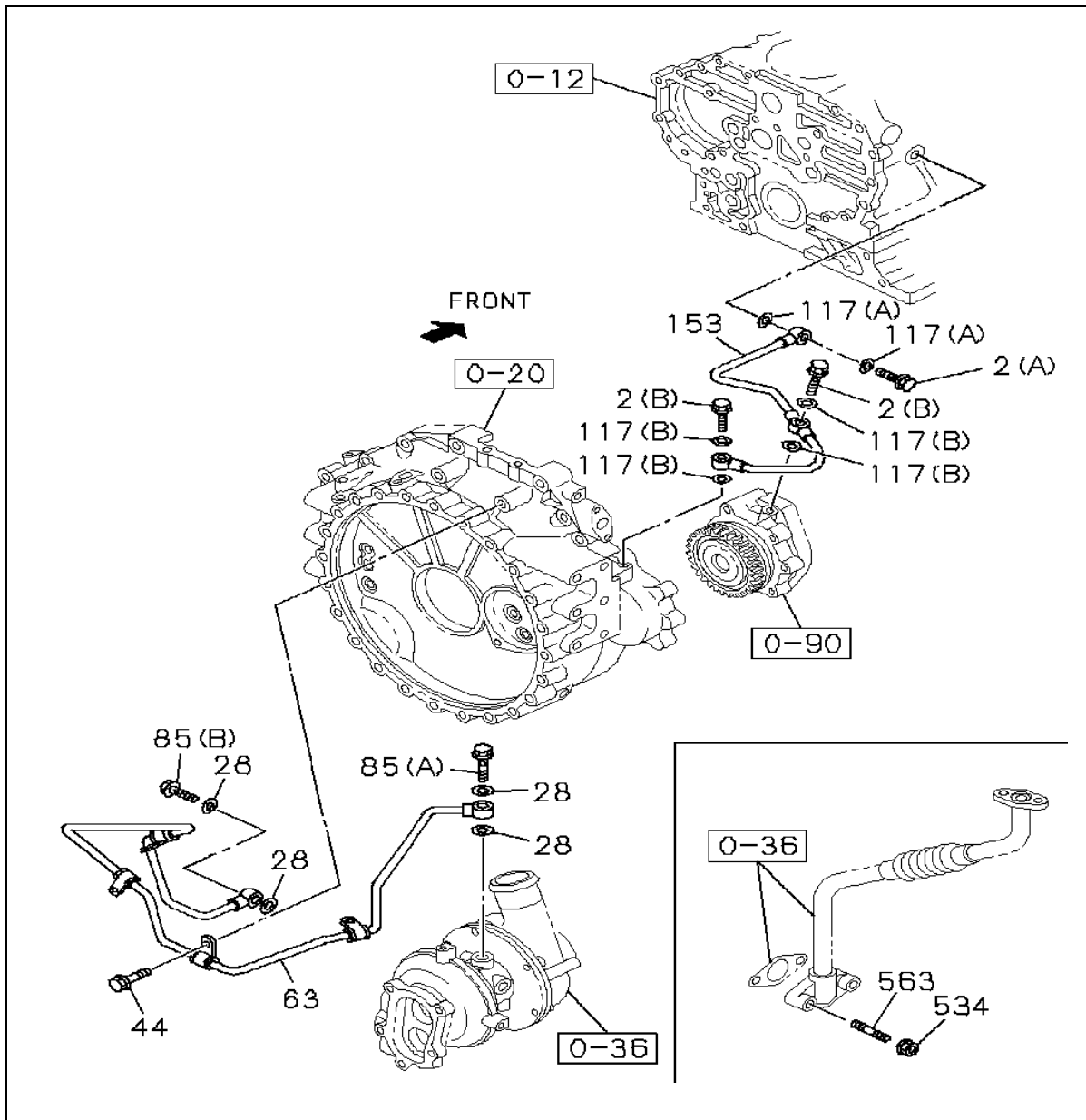
0-51 OIL PUMP AND OIL STRAINER



KEY No.	Part no.	qty	Part description
1	1-13100-313-3	1	PUMP ASM; OIL
2	5-13165-004-0	1	SEAT; SPR
3	9-08104-030-0 <0-81124-030-0>	1	PIN; SPLIT L=30
5	5-09580-098-0	1	SPRING; COIL
8	8-94392-559-0	1	GEAR; DRIVEN,OIL PUMP
20	1-13120-090-2	1	GEAR; DRIVE,OIL PUMP
21	1-09623-685-0	1	GASKET; OIL PUMP ALSO INCLUDED IN GASKET SET(ENGINE)
29 (A)	0-28060-825-0	2	BOLT; OIL PUMP M8X25 FLANGE
29 (B)	0-28060-830-0	2	BOLT; OIL PUMP M8X30 FLANGE
42 (A)	8-97362-761-0	1	STRAINER; OIL,OIL PUMP
42 (A)	8-98121-876-0	1	STRAINER; OIL,OIL PUMP
42 (B)	8-98035-323-0	1	STRAINER; OIL,OIL PUMP
44	5-09843-003-0	1	BALL; RELIEF VLV
49 (A)	0-28151-000-0	2	BOLT; STRAINDER,OIL PUMP M10X100 FLANGE

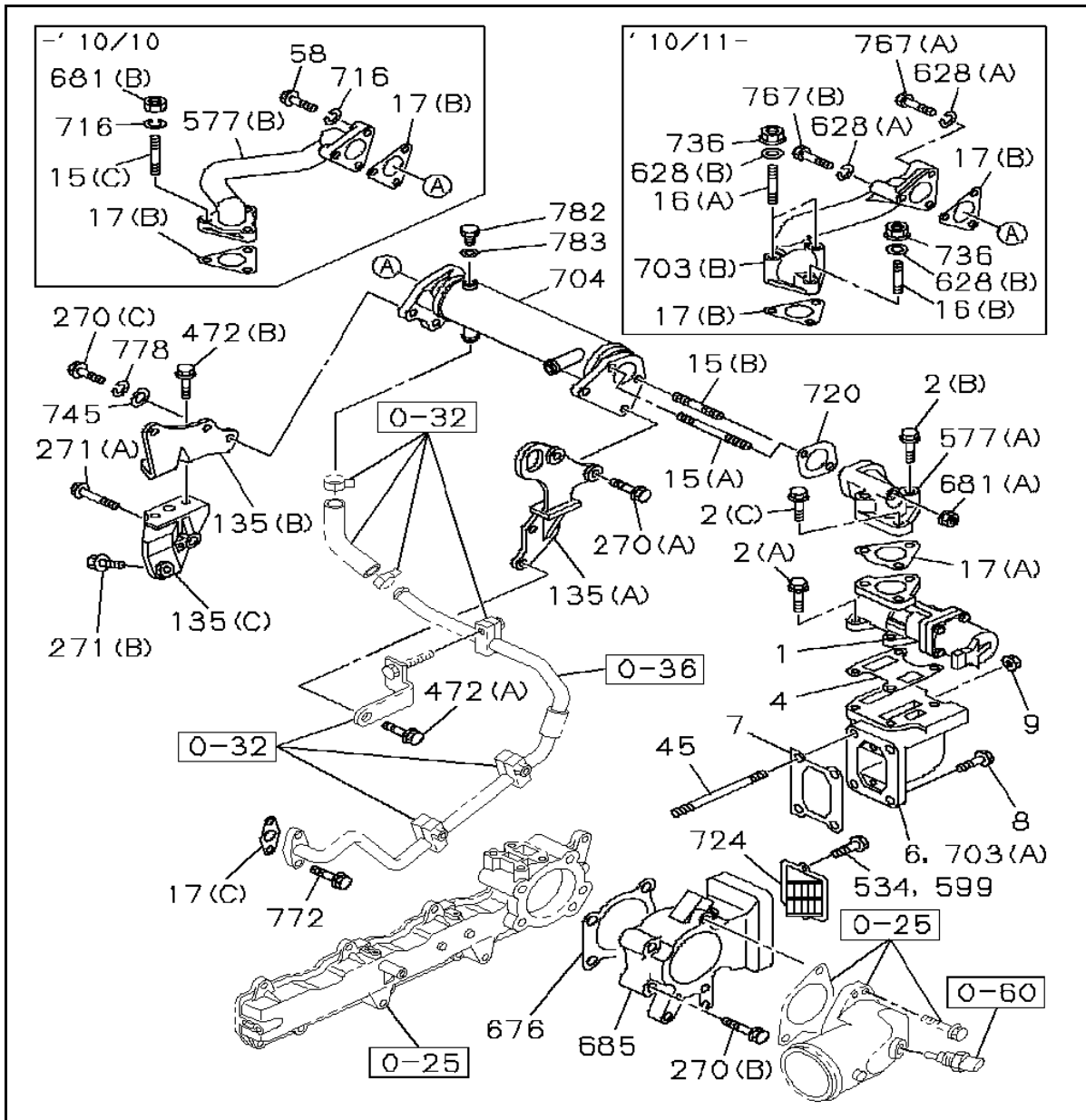
KEY No.	Part no.	qty	Part description
49 (B)	0-28060-816-0	1	BOLT; STRAINER,OIL PUMP M8X16 FLANGE
49 (C)	0-28151-080-0	1	BOLT; STRAINER,OIL PUMP M10X80 FLANGE
102	8-94399-398-0	1	GASKET; STRAINER ID=24.5 ALSO INCLUDED IN GASKET SET(ENGINE)

0-52 OIL AND VACUUM PIPING; ENGINE



KEY No.	Part no.	qty	Part description
28	9-09571-410-0	4	GASKET; OIL PIPE ID=10.2 OD=16.0 ALSO INCLUDED IN GASKET SET(ENGINE)
44	0-28050-816-0	1	BOLT; CLIP,OIL PIPE M8X16 FLANGE
44	0-28060-812-0	3	BOLT; CLIP,OIL PIPE M8X12 FLANGE
63	8-98034-606-0	1	PIPE; OIL,TURBOCHARGER FEED
85 (A)	8-94107-713-2 <8-94470-771-0>	1	BOLT; EYE,OIL PIPE FIX
85 (B)	8-98037-823-0	1	BOLT; EYE,OIL PIPE FIX M10X28
534	0-91180-108-0	2	NUT; OIL PIPE
563	0-41010-820-0	2	STUD; OIL PIPE

0-57 EMISSION PIPING



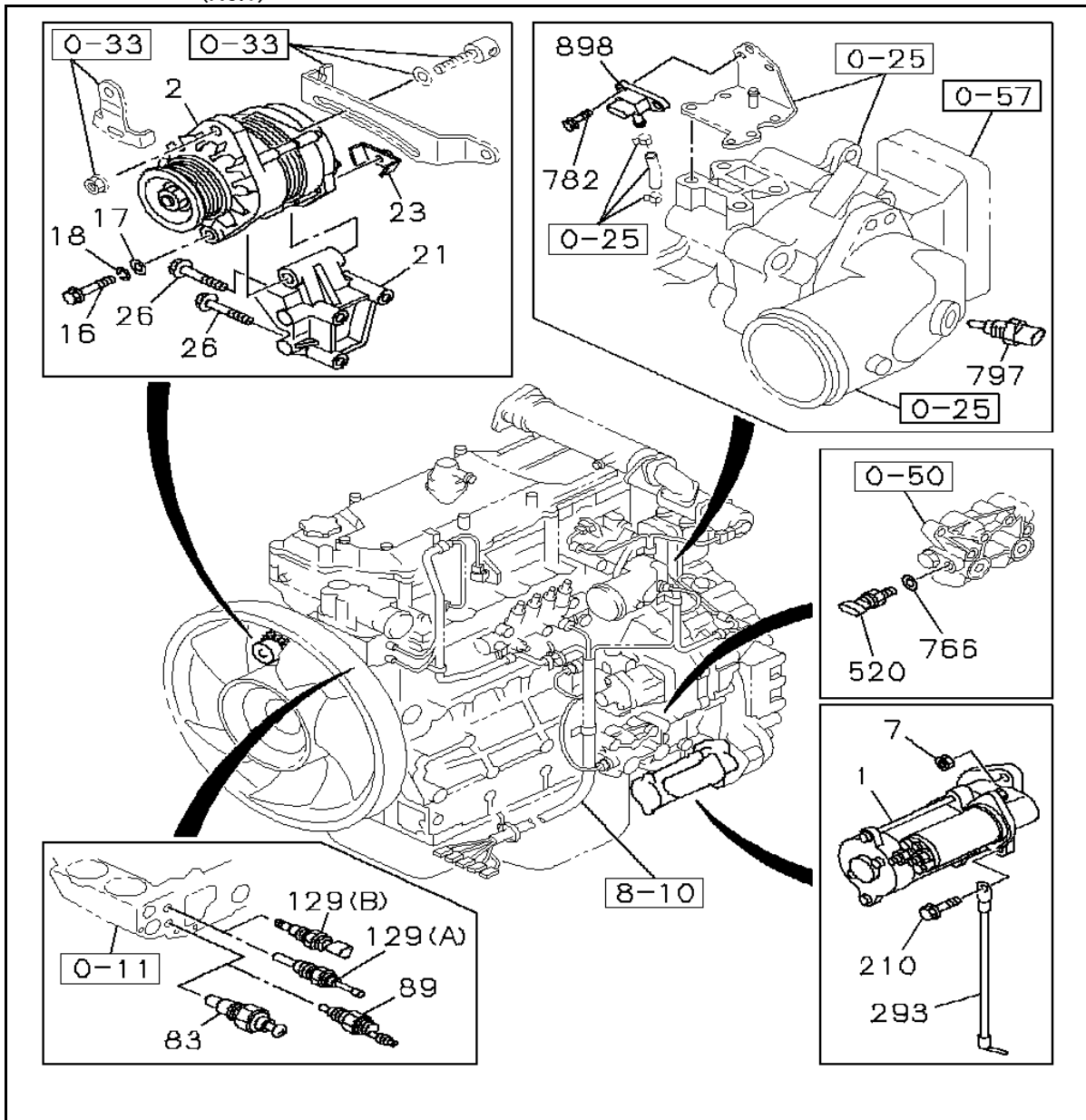
KEY No.	Part no.	qty	Part description
1	8-98063-759-2 <8-98063-759-1>	1	VALVE; EGR 12V
1	8-98179-547-0	1	VALVE; EGR 12V
2 (A)	0-28050-825-0	4	BOLT; EGR VALVE M8X25 FLANGE
2 (B)	0-28050-860-0	2	BOLT; EGR VALVE M8X60 FLANGE
2 (C)	0-28060-830-0	1	BOLT; EGR VALVE M8X30 FLANGE
4	8-98001-024-0	1	GASKET; EGR VALVE ALSO INCLUDED IN GASKET SET(ENGINE)
6	8-98001-022-0 <8-98121-769-0>	1	ADAPTER; EGR GASS TEMP SENSOR
7	8-97374-517-0	1	GASKET; ADAPTER ALSO INCLUDED IN GASKET SET(ENGINE)
8	0-28151-030-0	2	BOLT; EGR ADAPTER M10X30 FLANGE

KEY No.	Part no.	qty	Part description
9	0-91180-110-0	2	NUT; EGR ADAPTER M10 FLANGE
15 (A)	1-09300-089-0	1	STUD; EGR PIPE M8X96 L=109
15 (B)	0-41010-825-0	1	STUD; EGR PIPE M8X25 L=37
15 (C)	8-97378-062-0	3	STUD; EGR PIPE M8X25 L=36
16 (A)	8-94156-940-0	2	STUD; EGR VALVE M8X60 L=72
16 (B)	8-97378-065-0 <8-97048-055-1>	1	STUD; EGR VALVE M8X35 L=46
17 (A)	8-98001-023-0	1	GASKET; EGR PIPE ALSO INCLUDED IN GASKET SET(ENGINE)
17 (B)	8-97367-918-0	2	GASKET; EGR PIPE ALSO INCLUDED IN GASKET SET(ENGINE)
17 (C)	8-97146-684-0	1	GASKET; EGR PIPE ALSO INCLUDED IN GASKET SET(ENGINE)
45	1-09302-159-0	2	STUD; ADAPTER,EGR M10X135 L=150
58	8-98043-528-0	3	BOLT; PIPE M8X28 FLANGE
135 (A)	8-97310-498-2	1	BRACKET; EGR
135 (B)	8-97376-723-0	1	BRACKET; EGR
135 (C)	8-97375-952-0	1	BRACKET; EGR
270 (A)	0-28650-825-0	2	BOLT M8X25 FLANGE
270 (B)	0-28050-850-0	4	BOLT M8X50 FLANGE
270 (C)	8-97378-077-0	2	BOLT M8X23 FLANGE
271 (A)	0-28151-245-0	1	BOLT; BRKT M12X45 FLANGE
271 (B)	0-28660-825-0	1	BOLT; BRKT M8X25 FLANGE
472 (A)	0-28151-230-0	3	BOLT; BRKT M12X30 FLANGE
472 (B)	0-28650-825-0	2	BOLT; BRKT M8X25 FLANGE
534	8-98186-000-0	2	BOLT; VSV M6X14
577 (A)	8-98001-021-1	1	PIPE; AIR,EGR INLET
577 (B)	8-98140-651-0	1	PIPE; AIR,EGR EXH
599	9-03486-612-0	2	SCREW; VALVE M6X12 FLANGE
628 (A)	1-09500-010-0	3	WASHER; LK,EGR VLV ID=8.2
628 (B)	5-09500-012-0	3	WASHER; LK,EGR VLV T=1.9
676	8-97363-644-0	1	GASKET; PIPE ALSO INCLUDED IN GASKET SET(ENGINE)
681 (A)	0-91180-108-0	2	NUT; EGR PIPE M8 FLANGE
681 (B)	8-97061-401-1	3	NUT; EGR PIPE
685	8-97362-834-1	1	CASE; INLET,EGR
703 (A)	8-98121-769-0	1	DUCT; EGR
703 (B)	8-98182-050-0	1	DUCT; EGR
704	8-97378-939-2	1	COOLER ASM; EGR

KEY No.	Part no.	qty	Part description
716	1-09500-010-0	6	WASHER; EGR PIPE
720	8-97383-114-0	1	GASKET; COOLER ALSO INCLUDED IN GASKET SET(ENGINE)
724	8-98117-171-1	1	VALVE; REED
724	8-98184-264-0	1	VALVE; REED
736	8-97061-401-1	3	NUT; DUCT,EGR VLV M8 FLANGE
745	0-91614-708-0	2	WASHER; PL,COOLER ID=8.4 OD=22
767 (A)	8-94449-246-0	1	BOLT; DUCT,EGR M8X45
767 (B)	8-98158-604-0	2	BOLT; DUCT,EGR M8X60
772	0-28650-820-0	2	BOLT; EGR PIPE M8X20 FLANGE
778	1-09500-010-0	2	WASHER; LK,COOLER
782	1-09604-094-0	1	PLUG; EGR COOLER
783	9-09571-410-0	1	GASKET; PLUG ID=10.2 OD=16.0 ALSO INCLUDED IN GASKET SET(ENGINE)

0-60 ENGINE ELECTRICAL CONTROL PARTS

(No.1)

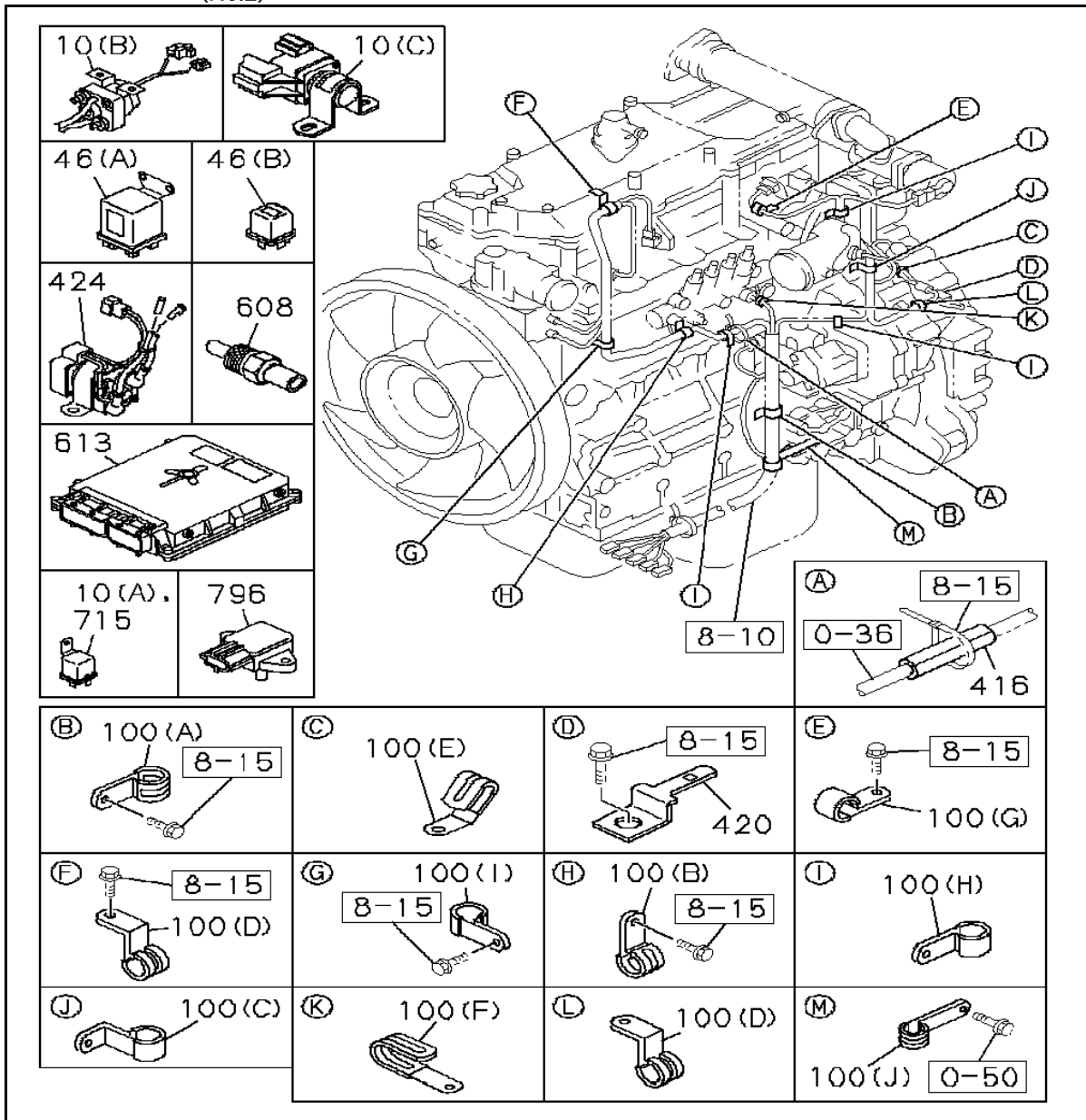


KEY No.	Part no.	qty	Part description
1	8-98063-699-1	1	STARTER ASM NIKKO 12V-2.5KW SEE FIG NO 0-65 FOR COMPONENT.
2	8-98076-260-1	1	GENERATOR ASM HITACHI 12V-110A SEE FIG NO 0-66 FOR COMPONENT.
7	0-91180-212-0	2	NUT; STARTER M12 FLANGE
16	5-09000-007-1	1	BOLT; GEN M10X135
17	0-91610-510-0	1	WASHER; PL,GEN ID=10.5
18	0-91510-510-0	1	WASHER; LK,GEN ID=10.2
21	8-98062-081-0	1	BRACKET; GEN
23	8-98054-797-0	1	NUT; GEN
26	0-28151-080-0	3	BOLT; GEN BRKT M10X80 FLANGE
83	9-83151-432-0	1	THERMOMETER UNIT

KEY No.	Part no.	qty	Part description
89	8-97125-601-1	1	SWITCH; OVER HEAT WARNING
129 (A)	8-98156-648-0	1	SENSOR; THERMO,WATER
520	8-98027-456-0	1	SENSOR; PRESSURE
766	1-09630-085-0	1	GASKET; SENSOR ID=14.2 OD=19.2 ALSO INCLUDED IN GASKET SET(ENGINE)
782	0-28660-620-0	2	BOLT; SENSOR M6X20 FLANGE
797	8-12146-830-0	1	SENSOR; MAT
898	1-80220-014-0	1	SENSOR; BOOST

0-60 ENGINE ELECTRICAL CONTROL PARTS

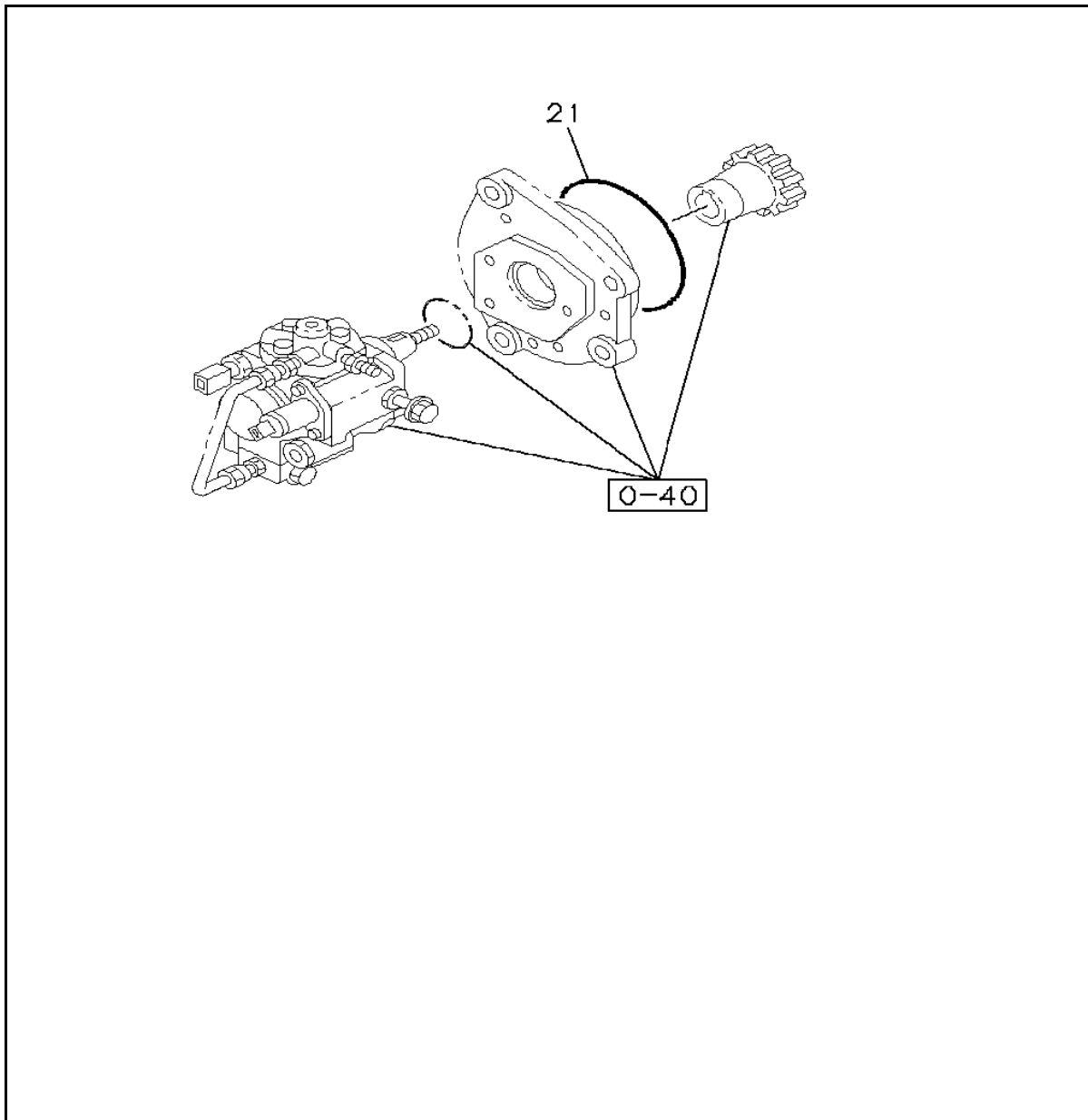
(No.2)



KEY No.	Part no.	qty	Part description
10 (A)	5-82550-029-0	1	RELAY; STARTER
10 (B)	5-82553-044-4	1	RELAY; STARTER
46 (A)	8-94460-706-1	1	RELAY; GLOW PLUG
46 (B)	8-97011-949-0	1	RELAY; GLOW PLUG
100 (A)	1-09700-607-1 <1-09700-329-1>	1	CLIP; HARNESS ID=28 L=30
100 (B)	1-09700-673-1	1	CLIP; HARNESS ID=21 L=28
100 (C)	1-09700-909-0	1	CLIP; HARNESS ID=19
100 (D)	1-09700-991-1	2	CLIP; HARNESS ID=21 L=30 H=40
100 (E)	8-97367-984-1	2	CLIP; HARNESS ID=12
100 (F)	8-97367-985-1	1	CLIP; HARNESS ID=18 L=44
100 (G)	0-95235-032-0	1	CLIP; HARNESS ID=11 L=20 W=14

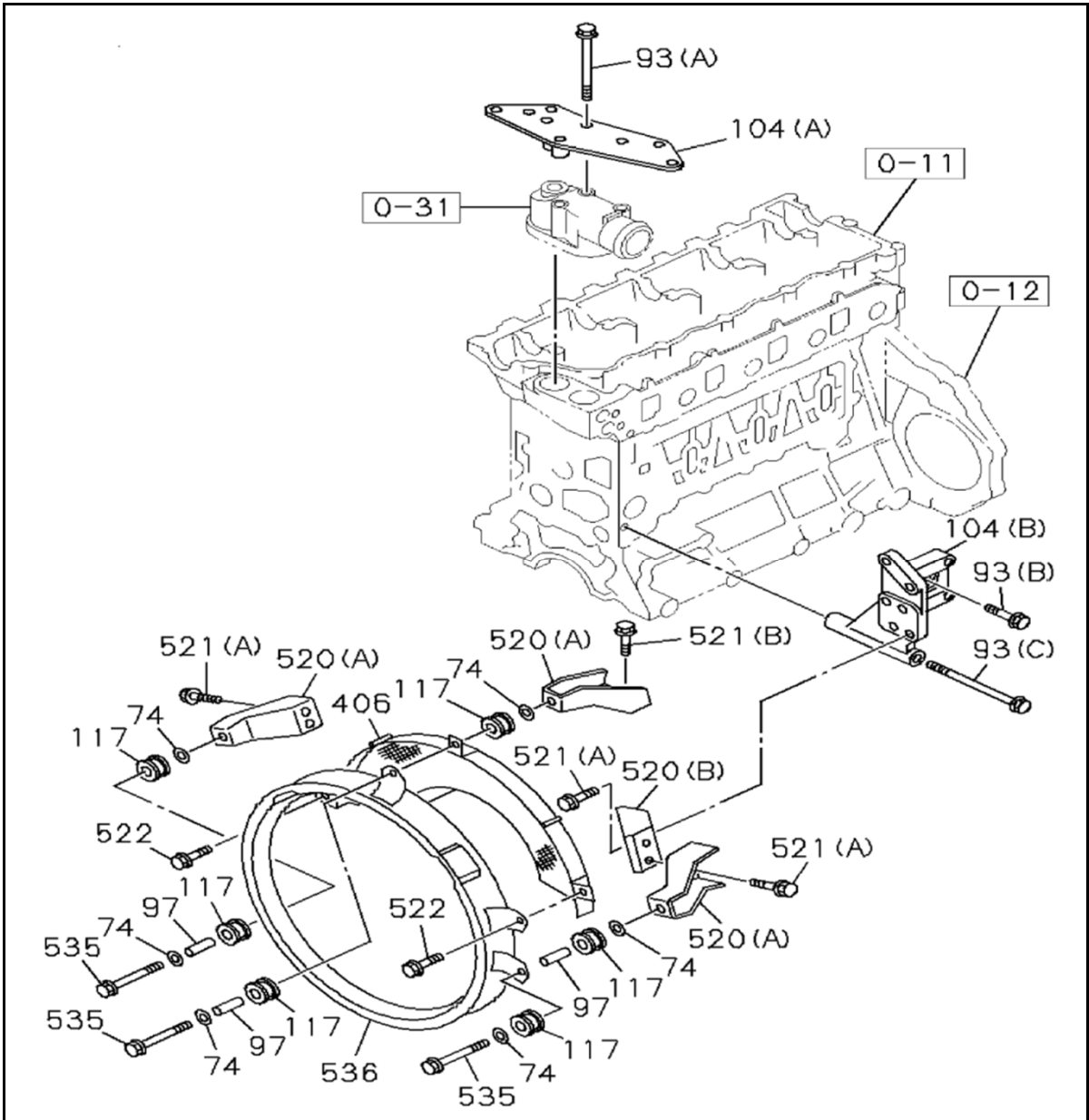
KEY No.	Part no.	qty	Part description
100 (H)	0-95235-855-0	3	CLIP; HARNESS ID=19 L=28
100 (I)	0-95235-876-0	1	CLIP; HARNESS ID=19 L=40
100 (J)	1-09700-704-1	1	CLIP; HARNESS ID=32 L=75
416	1-09337-012-0	1	SLEEVE; RUBBER ID=17 OD=21 L=40
420	8-97602-870-1	2	BRACKET; HARNESS
608	8-12146-830-0	1	SENSOR; TEMP
613	8-98071-028-1	1	CONTROL UNIT; ENG
715	5-82550-029-0	1	RELAY; FUEL PUMP
796	8-97217-778-0	1	SENSOR; MAP

0-86 MISCELLANEOUS PARTS; INJECTION PUMP



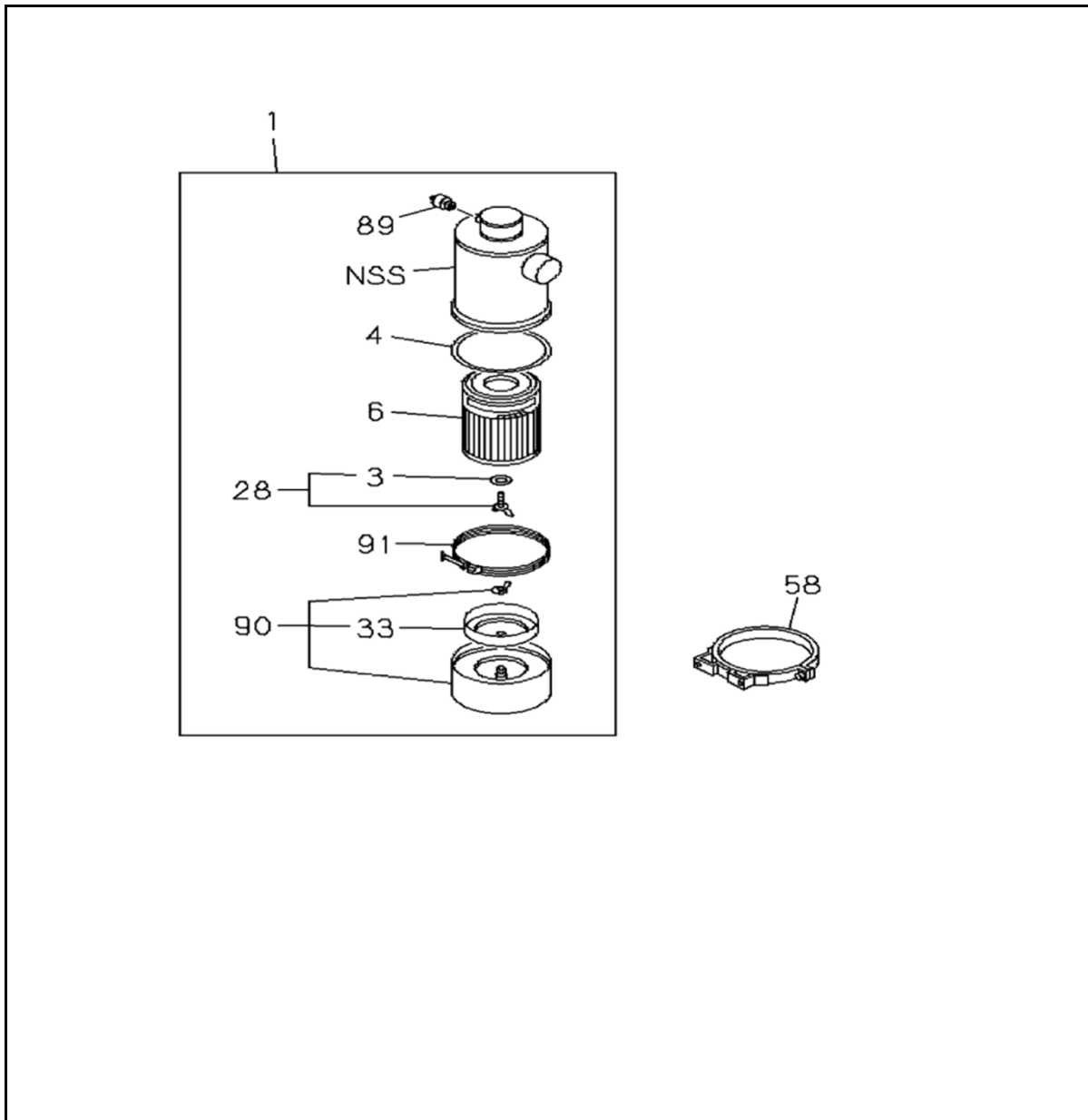
KEY No.	Part no.	qty	Part description
21	8-97039-200-1	1	GASKET; INJ PUMP ALSO INCLUDED IN GASKET SET(ENGINE)

1-10 RADIATOR



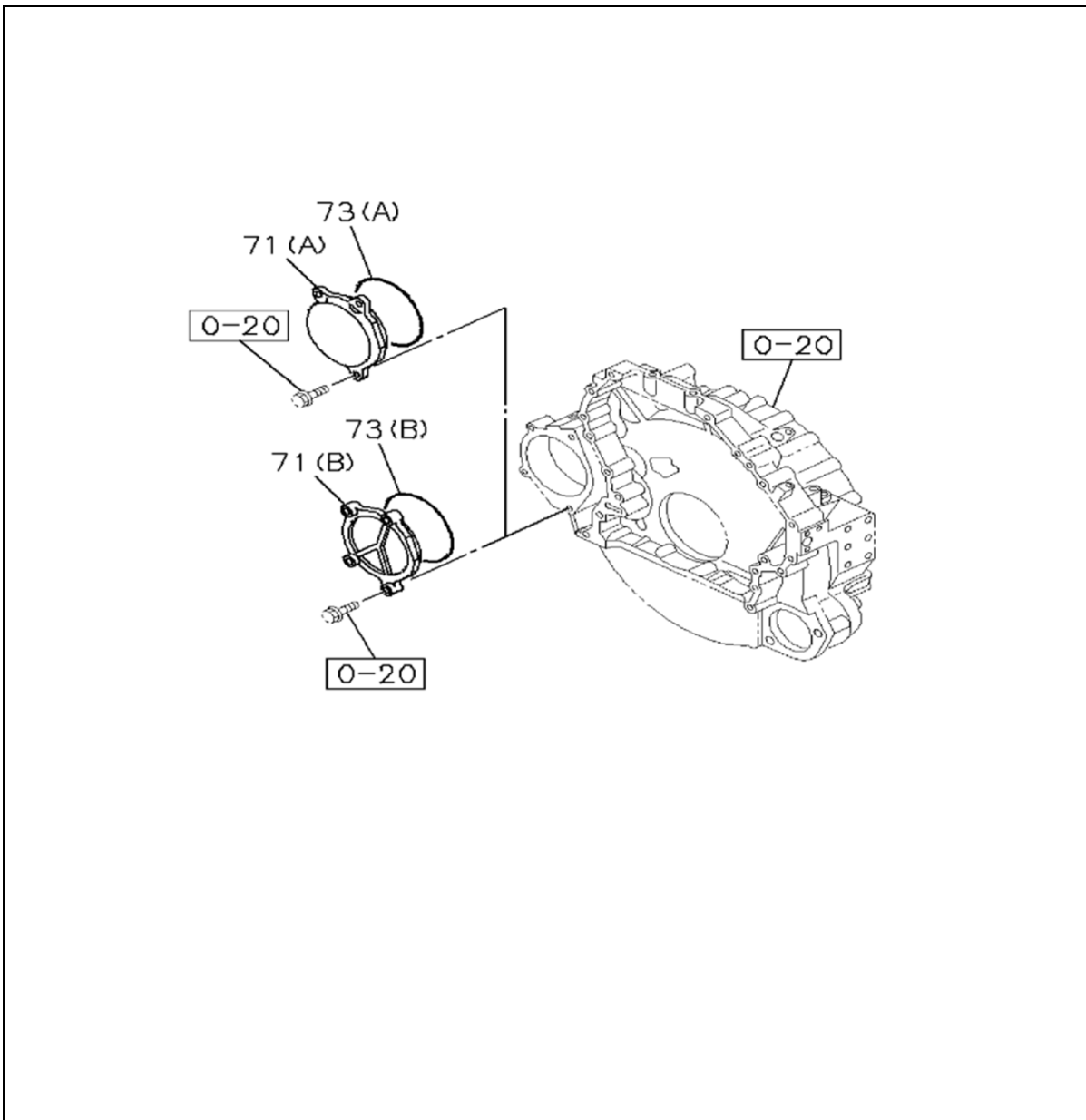
KEY No.	Part no.	qty	Part description
93 (B)	0-28050-860-0	1	BOLT; BRKT M8X60 FLANGE
93 (C)	0-28156-013-0	1	BOLT; BRKT M10X130 FLANGE
104 (B)	8-97362-821-2	1	BRACKET; STAY

1-30 AIR CLEANER



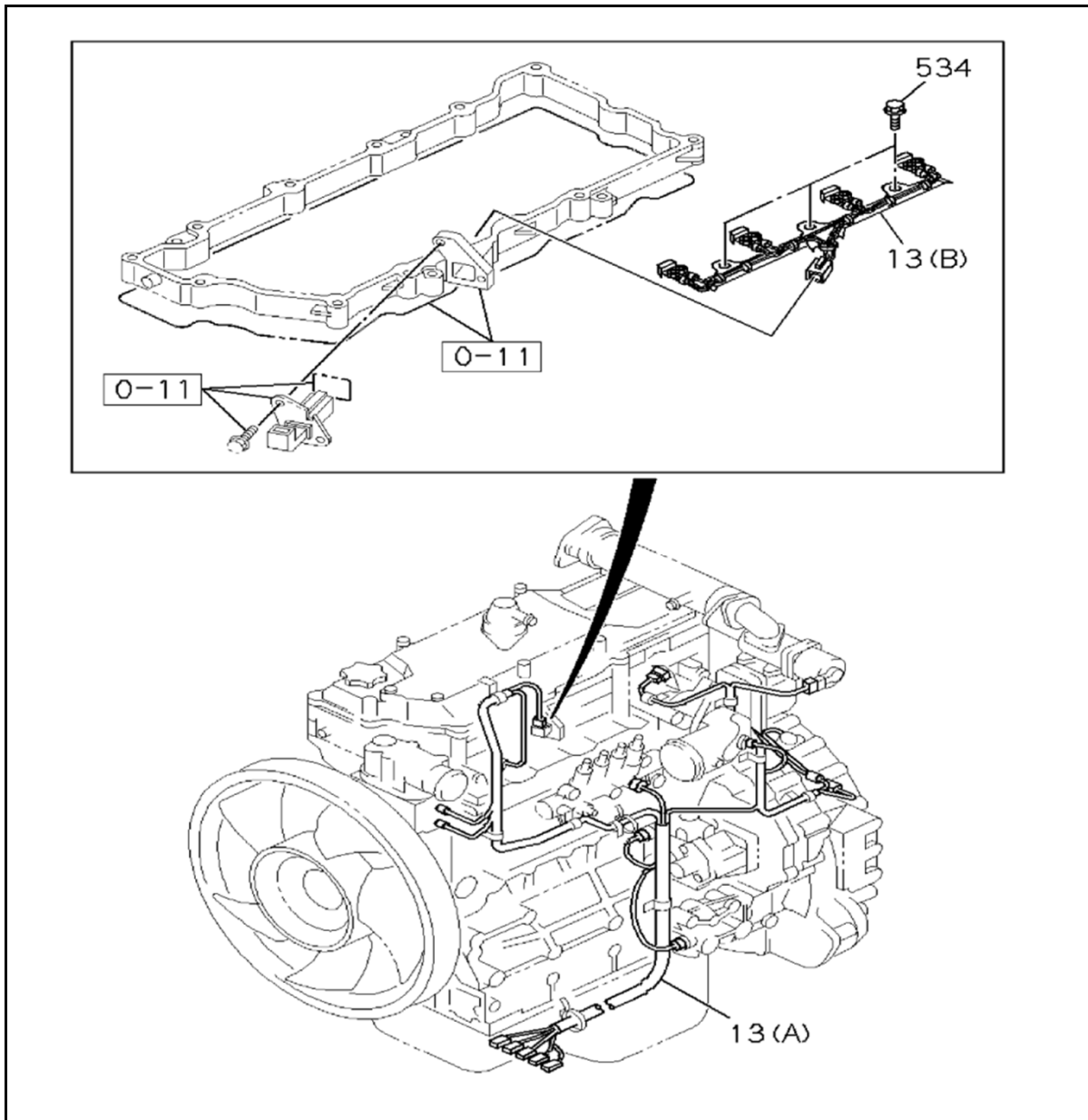
KEY No.	Part no.	qty	Part description
1	9-14220-689-0	1	CLEANER ASM; AIR
3	9-14219-178-0	1	WASHER; SEAL,WING NUT
4	9-14219-136-0	1	GASKET; COVER TO BODY
6	9-14215-132-1	1	FILTER; ACL
28	9-14217-058-0	1	BOLT; WING,ACL
33	9-14219-135-0	1	BAFFLE; ACL
58	9-14234-231-0	2	BRACKET; ACL BAND
89	9-14219-141-0 <1-14219-212-0>	1	INDICATOR; ACL
90	9-14212-167-0 <9-14212-138-0>	1	CUP; ACL
91	9-14217-059-0	1	CLAMP

2-20 MANUAL TRANSMISSION ASM AND CASE



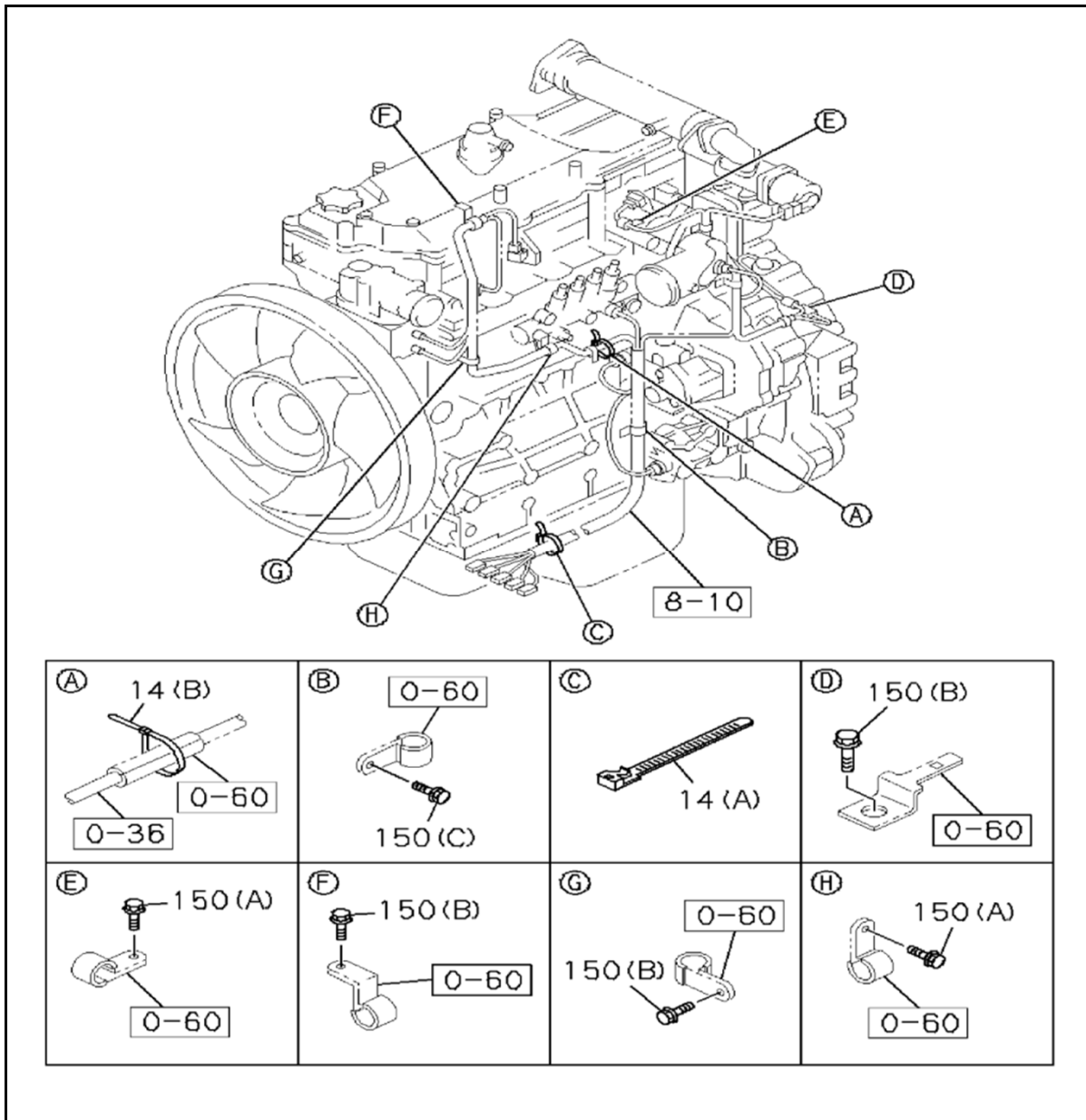
KEY No.	Part no.	qty	Part description
71 (A)	8-98023-824-1	1	COVER; SIDE,TRANS CASE
73 (A)	8-94394-186-0	1	GASKET; SIDE COVER TO TRANS CASE ID=110 ALSO INCLUDED IN GASKET SET(ENGINE)

8-10 WIRING HARNESS AND FUSE



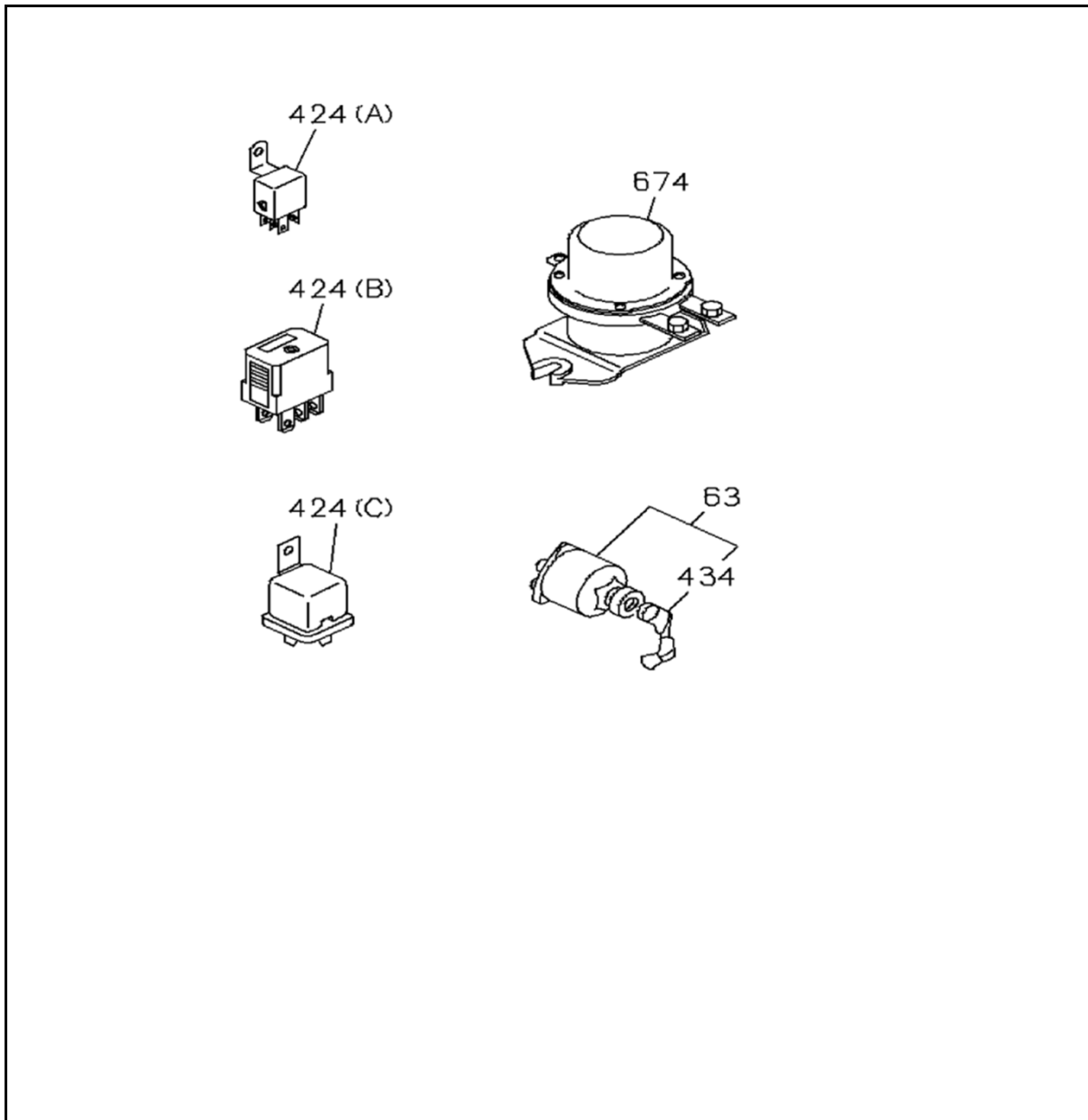
KEY No.	Part no.	qty	Part description
13 (A)	8-98062-709-2	1	HARNESS; ENG
13 (B)	8-97332-133-3	1	HARNESS; ENG
534	8-97365-449-0	3	BOLT M10X55 FLANGE

8-15 FIXING PARTS; WIRING HARNESS



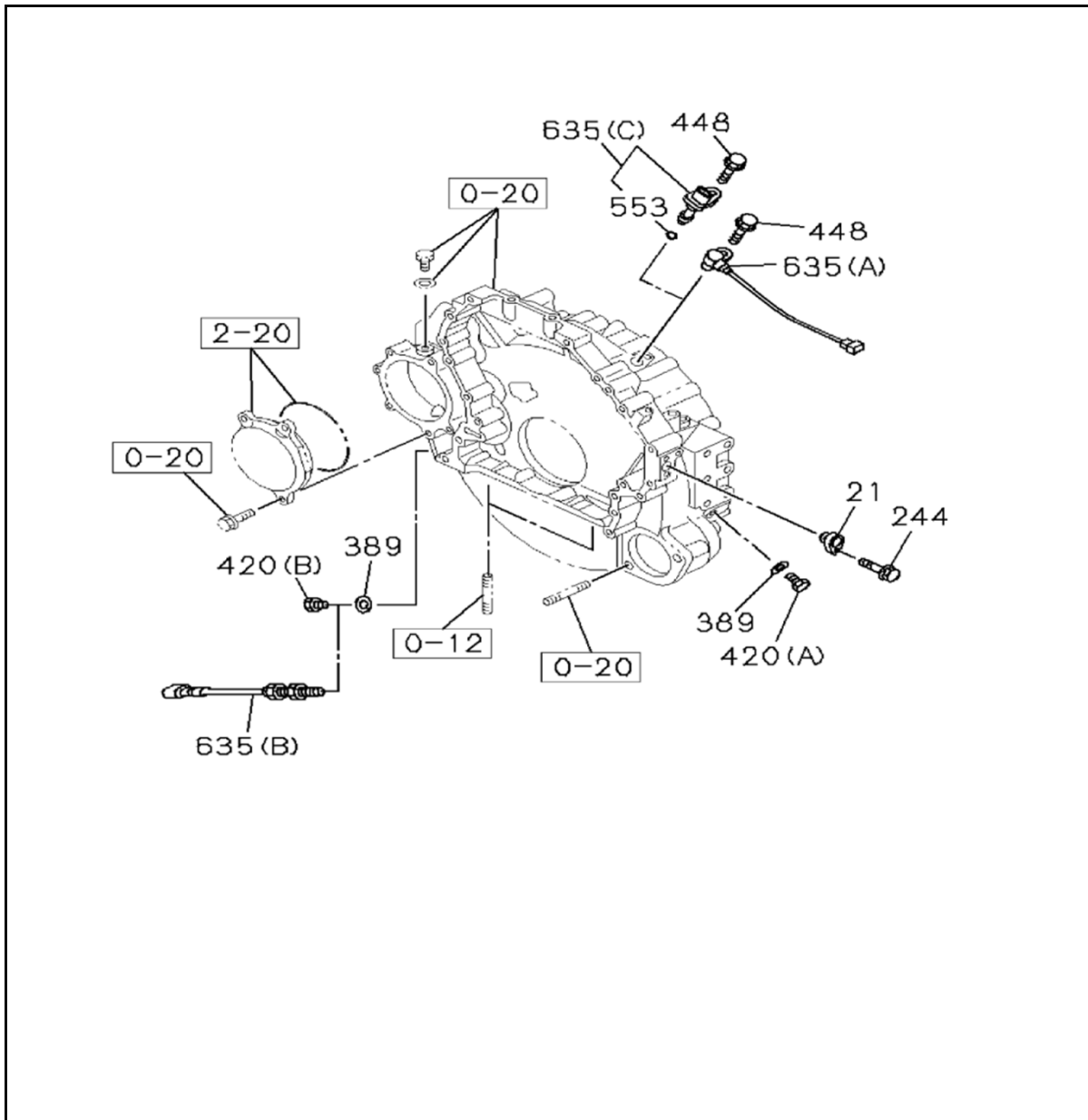
KEY No.	Part no.	qty	Part description
14 (A)	5-09707-030-1	1	CLIP; BAND,HARNESS L=250
14 (B)	5-09707-031-1	2	CLIP; BAND,HARNESS L=140
150 (A)	0-28050-612-0	2	BOLT; CLIP M6X12 FLANGE
150 (B)	0-28050-812-0	2	BOLT; CLIP M8X12 FLANGE

8-25 SWITCH AND RELAY; INSTRUMENT PANEL



KEY No.	Part no.	qty	Part description
63	8-94402-500-0	1	SWITCH ASM; STARTER
424 (C)	5-82550-029-0	1	RELAY
434	8-94402-498-0	1	KEY; STARTER SW

8-26 ELECTRICAL CONTROL AND OTHER PARTS



KEY No.	Part no.	qty	Part description
21	8-97101-974-0	1	COVER; HOLE
244	0-28050-616-0	1	BOLT; COVER M6X16 FLANGE
389	9-09571-416-0	2	GASKET; SW ID=16.2 OD=24 ALSO INCLUDED IN GASKET SET(ENGINE)
420 (A)	8-94321-838-0	1	PLUG; SW
420 (B)	0-92002-416-0	1	PLUG; SW
448	0-28050-612-0	1	BOLT; SENSOR M6X12 FLANGE
553	8-97369-404-0	1	GASKET
635 (C)	8-97606-943-0	1	SENSOR; TACHO